

2022 MEDIA GUIDE

CLEMSON

TIGER FOOTBALL



WILL SHIPLEY
FRESHMAN ALL-AMERICAN



DABO SWINNEY
2X NATIONAL CHAMPION
7X ACC CHAMPION
3X BRYANT COACH OF THE YEAR



XAVIER THOMAS
THIRD-TEAM ALL-ACC



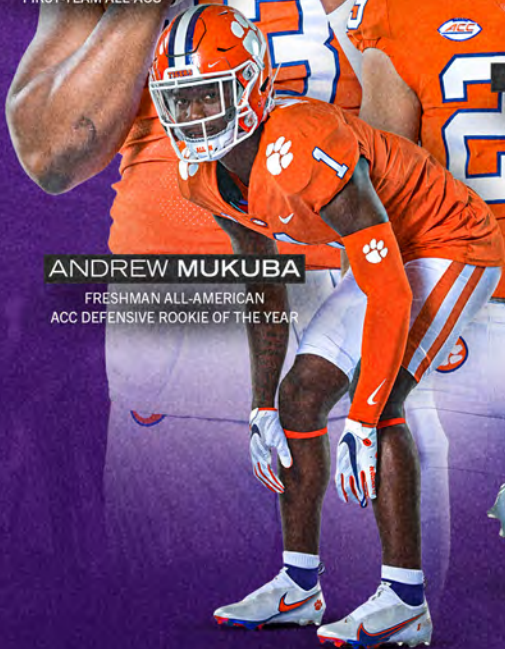
TYLER DAVIS
FIRST-TEAM ALL-ACC



JORDAN McFADDEN
SECOND-TEAM ALL-ACC



MYLES MURPHY
FOURTH-TEAM ALL-AMERICAN
SECOND-TEAM ALL-ACC



ANDREW MUKUBA
FRESHMAN ALL-AMERICAN
ACC DEFENSIVE ROOKIE OF THE YEAR



B.T. POTTER
SECOND-TEAM ALL-ACC



BRYAN BRESEE
THIRD-TEAM ALL-ACC



2018 NATIONAL CHAMPIONS

STATE CHAMPIONS • ACC CHAMPIONS • COTTON BOWL CHAMPIONS

Clemson posted an undefeated 15-0 record, becoming the first team to accomplish the feat since Penn in 1897. The Tigers won each of their final 10 games by 20+ points.

Clemson finished its sixth undefeated season (1900, 1906, 1948, 1950, 1981, 2018) and fourth perfect season (1900, 1948, 1981, 2018) in school history.

Clemson had a 15-0 record against a schedule that included a school-record 12 games against teams that finished with winning records.

Clemson's roster included 26 members who had already earned degrees before the game was played, including two with master's degrees.





GENERAL INFORMATION

Table of Contents	1
The Clemson Football Standard	2-7
1981 National Championship Season	8
2016 National Championship Season	9
2018 National Championship Season	10
Media Information	11
2022 Outlook	12-14
ACC Schedule	14

FOOTBALL & ADMINISTRATIVE STAFF

Dabo Swinney (Head Coach)	15-20
Woody McCorvey (Chief of Football Staff)	21
Mike Reed (Assistant Head Coach)	22
Mickey Conn (Assistant Coach)	23
Nick Eason (Assistant Coach)	24
Wes Goodwin (Assistant Coach)	25
Tyler Grisham (Assistant Coach)	26
Kyle Richardson (Assistant Coach)	27
Brandon Streeter (Assistant Coach)	28
Thomas Austin (Assistant Coach)	29
Lemanski Hall (Assistant Coach)	30
C.J. Spiller (Assistant Coach)	31
Football Support Staff	32-37
Jim Clements (President)	38
Graham Neff (Director of Athletics)	39

THIS IS CLEMSON FOOTBALL

Allen N. Reeves Football Complex	40,41
P.A.W. Journey	42
Clemson Applied Science Lab	43
Strength & Conditioning	44
Running Down the Hill	45
Year-By-Year Attendance	45
Memorial Stadium	46,47
IPTAY	48
Signees By State	49

MEET THE TIGERS

Numerical Roster	50,51
Alphabetical Roster	52,53
Veteran Bios	54-73
Rookie Bios	74-77

2021 REVIEW

Overall Stats	78,79
Team Game-By-Game Stats	80
Individual Game-By-Game Stats	81-83
Offensive Drive Charts	84
Defensive Drive Charts	85
Participation	86,87
Game-By-Game Starters	87
Superlatives	88
Game Recaps	89-93
Seniors & Pro Signees	94
Lettermen	95
Honors & Awards	96
ACC	97

HISTORY & RECORDS

Offensive Team Records	98,99
Defensive Team Records	99
Team Game Bests	100-103
500-Yard Team Total Offense Games	104
300-Yard Team Rushing Games	105
200-Yard Team Passing Games	106,107
Offensive Team Season Bests	108
Defensive Team Season Bests	109
Individual Records	110-112
Individual Defensive Records	113
Highest Scoring Quarters	113
Longest Plays	114,115
Longest Offensive Drives	115
Individual Game Bests	116-118
100-Yard Individual Rushing Games	119-121
200-Yard Individual Passing Games	122,123

100-Yard Individual Receiving Games	124,125
100-Yard Rusher & 100-Yard Receiver in One Game	125
Unusual Statistical Occurrences	126,127
Returns For Touchdowns	128
Class Records; Senior Class Records	129
Individual Season Bests	130,131
Yearly Leaders	132-135
Snap Records	136
Individual Defensive Season & Career Bests	137
Yearly Defensive Leaders	138,139
Fourth Quarter Wins	139
Streak Records	140
Career Leaders	141-143
Honors & Awards	144-149
All-Americans	150-156
Clemson Ring of Honor & Hall of Fame Members	157
All-ACC Selections	158,159
Tradition By Position	160-166
Lettermen	167-173
Head Coaching Records	174
Former Head Coaches	175-177
Assistant Coaches	178,179
Pro Players (All Outdoor Leagues)	180-183
NFL Draft Picks	184,185
NFL Alumni Games & Seasons	186
NFL Alumni Honors	187
Year-By-Year Team Records	188,189
Year-By-Year Clemson Stats	190,191
Year-By-Year Opponent Stats	192,193
Bowl History	194,195
Weekly Polls	196,197
Game Results vs. Ranked Opponents	198,199
Top-25 Wins	200
Against All Competition	201
Against All FBS Conferences	201
Game Results vs. 2022 Opponents	202-204
Record By Date	204
All-Time Results	205-212

MEDIA GUIDE CREDITS

The 2022 Clemson football media guide was written and edited by Director of Football Communications **Ross Taylor**. Layout, design and editorial assistance was executed by Senior Associate Director of Athletic Communications **Brian Hennessy**.

The following people also contributed editorial assistance: **Brent Breedin**, **Jere Drummond**, **Tucker Pettigrew**, **Jackson Sternberg**.

Special thanks to the late **Bob Bradley**, whose 45 years of research and dedication to Clemson University athletics made production of the football media guide easier for future generations. Also, thanks to the late **Dr. Harold Vigodsky**, **Tim Bourret** and **Brenda Burk** for their contributions.

COVER DESIGN

Thanks to **Blaze Watson** for his design of the covers.

PHOTO CREDITS

Carl Ackerman, Trent Allen, Makenna Biehl, Daniel Brandalise, Rex Brown, Scott Clarke, Eddie Cliffe, Kyle Coulter, Mark Crammer, Tommy Crumpton, Lucas Downs, Phil Ellsworth, Erin Francese, Sam Frost, Jim Graham, Carter Gustin, Tanner Hall, Zach Hanby, Brian Hennessy, Lawton Hilliard, Mark Hoyle, Tyson Hutchins, Annemarie Jacques, Ashley Jones, Matt Kamph, Allen Kee, Trey Keys, Max Knipstein, Wil Langston, Craig Mahaffey, Alana McCallion, Mark McInnis, Jim Moriarty, Roy Philippott, David Platt, Dawson Powers, Ken Scar, Abbie Skeen, Tyler Smith, Glenn Spake, David Sparks, Jared Sweat, Abby Szlosek, Vern Verna, Bob Waldrop, Blaze Watson, Chas Williams, Maddie Williams, Josh Wilson, Patrick Wright, ESPN Images, NFL. Also, special thanks to the late Earle "Pepper" Martin, who donated thousands of photos in all sports to the athletic department over the years.

PRINTING

Martin Printing Co. (Easley, S.C.)

THE CLEMSON FOOTBALL STANDARD

ONE OF THE ERA'S WINNINGEST PROGRAMS

Alabama and Clemson rank No. 1 and 2 in the country in wins since 2015, with the two teams combining for five out of seven national championships in that time frame.

MOST WINS (SINCE 2015)

Rk	School	W	L	Pct.
1.	Alabama	92	8	.920
2.	Clemson	89	10	.899
3.	Ohio State	79	10	.888
4.	Oklahoma	78	14	.848
5.	Georgia	76	18	.809

Clemson has a 131-21 record since starting its current stretch of 10-win seasons in 2011. Only Alabama (140-14) has more wins since 2011.

MOST WINS (SINCE 2011)

Rk	School	W	L	Pct.
1.	Alabama	140	14	.909
2.	Clemson	131	21	.862
3.	Ohio State	123	20	.860
4.	Oklahoma	117	27	.813
5.	Georgia	116	32	.784

10-WIN SEASONS

Clemson enters 2022 riding a streak of 11 consecutive seasons with 10+ wins. The program's 10th consecutive 10-win season in 2020 made Clemson only the third program in FBS history to produce a "double-double," double-digit wins in a double-digit number of consecutive seasons. Clemson's gritty 10-win season in 2021 extended the streak to 11.

The record for consecutive 10-win seasons is 14, shared by Florida State (1987-2000) and Alabama (2008-21). This season, Clemson will attempt to join those two as the only programs ever to reach 10 wins in a dozen straight seasons. The Tigers have 18 10-win seasons, with 11 coming under Dabo Swinney.

CONSECUTIVE 10-WIN SEASONS (FBS HISTORY)

Rk	School	Years	Streak
1.	Alabama	2008-21	*14
	Florida State	1987-00	14
3.	Clemson	2011-20	*11
4.	Texas	2001-09	9
5.	Ohio State	2012-19	8
	Virginia Tech	2004-11	8
	Miami (Fla.)	1985-92	8

* - active streak

Of the 130 active FBS schools, only 12 programs entered 2022 having won at least six games every year since 2015. That number dips to five when pushing the win total to eight, and drops all the way to two (Clemson and Alabama) when setting the bar at 10 wins.

SEASON WIN STREAKS SINCE 2015 (ENTERING 2022)

Seven-year streaks of...	FBS Teams
At least 6 wins	12
At least 7 wins	8
At least 8 wins	5
At least 9 wins	4
At least 10 wins	2

Alabama, Appalachian State, Clemson, Georgia, Iowa, Memphis, Miami (Fla.), Ohio State, Oklahoma, Oklahoma State, Texas A&M

Alabama, Appalachian State, Clemson, Georgia, Oklahoma

Alabama, Appalachian State, Clemson, Oklahoma

Alabama, Clemson

THE 750 CLUB

Clemson recorded its 750th all-time victory in October 2019, becoming the 15th FBS program (and first ACC program) at the time to reach 750 all-time wins. Clemson became the first ACC program to reach 775 wins with a victory against UConn on Nov. 13, 2021.

750+ ALL-TIME WINS (FBS)

Rk	School	Wins
1.	Michigan	976
2.	Ohio State	942
	Alabama	942
4.	Notre Dame	929
5.	Texas	928
	Oklahoma	928
7.	Penn State	909
8.	Nebraska	908
9.	USC	856
	Tennessee	856
11.	Georgia	853
12.	LSU	823
13.	Auburn	787
14.	Clemson	778
15.	West Virginia	767
16.	Texas A&M	766
17.	Virginia Tech	763

HISTORIC CONFERENCE REIGN

With a sixth straight ACC title in 2020, Clemson became the first program in the conference title game era to win six straight conference championship games.

CONFERENCE TITLE SEASONS

Year	Conf.	Overall	Conf.	Head Coach	AP,Coach
1900	SIAA	6-0	3-0	John Heisman	
1902	SIAA	6-1	5-1	John Heisman	
1903*	SIAA	4-1-1	2-0-1	John Heisman	
1906*	SIAA	4-0-3	4-0	Bob Williams	
1940	SoCon	6-2-1	4-0	Frank Howard	
1948	SoCon	11-0	5-0	Frank Howard	11,NP
1956	ACC	7-2-2	4-0-1	Frank Howard	19,NR
1958	ACC	8-3	5-1	Frank Howard	12,13
1959	ACC	9-2	6-1	Frank Howard	11,11
1965*	ACC	5-5	4-3	Frank Howard	
1966	ACC	6-4	6-1	Frank Howard	
1967	ACC	6-4	6-0	Frank Howard	
1978	ACC	11-1	6-0	Charlie Pell	6,6
1981	ACC	12-0	6-0	Danny Ford	1,1
1982	ACC	9-1-1	6-0	Danny Ford	8,NR
1986	ACC	8-2-2	5-1-1	Danny Ford	17,19
1987	ACC	10-2	6-1	Danny Ford	12,10
1988	ACC	10-2	6-1	Danny Ford	9,8
1991	ACC	9-2-1	6-0-1	Ken Hatfield	18,17
2011	ACC	10-4	6-2	Dabo Swinney	22,22
2015	ACC	14-1	8-0	Dabo Swinney	2,2
2016	ACC	14-1	7-1	Dabo Swinney	1,1
2017	ACC	12-2	7-1	Dabo Swinney	4,4
2018	ACC	15-0	8-0	Dabo Swinney	1,1
2019	ACC	14-1	8-0	Dabo Swinney	2,2
2020	ACC	10-2	8-1	Dabo Swinney	3,3

* - tied; SIAA - Southern Intercollegiate Athletic Association

CONFERENCE CHAMPIONSHIPS BY ACC MEMBERS

School	SIAA	SoCon	ACC	BEC	SEC	Total
Clemson	4	2	20			26
Duke		11	7			18
Florida State			15			15
Georgia Tech	5	2	1		5	13
Maryland^		2	9			11
Miami (Fla.)				9		9
North Carolina	1	3	5			9
Virginia Tech		1	4	3		8
NC State			7			7
Syracuse				5		5
Louisville				3		3
Pittsburgh			1	2		3
Wake Forest			2			2
Virginia			2			2
Boston College				1		1
South Carolina^			1			1

^ - former member

CONSECUTIVE LEAGUE TITLE GAME WINS

Rk	School	Conference	Streak	Years
1.	Clemson	ACC	6	2015-20
2.	Florida	SEC	4	1993-96
	Oklahoma	Big 12	4	2017-20
	Ohio State	Big Ten	4	2017-20
5.	Alabama	SEC	3	2014-16
	Florida State	ACC	3	2012-14
	Oklahoma	B12	3	2006-08

Note: Power Five Conference schools (1992-2021)

Clemson also became the first ACC program to win six consecutive outright titles, as Florida State had a streak of nine straight ACC titles, but that streak included two co-titles that prevented Bobby Bowden's Seminoles from ever winning more than three straight titles outright.

In 2020, Clemson and Oklahoma's six-year streaks of outright titles made the two programs the first among current Power Five programs to win at least six straight outright titles since Oklahoma (12 from 1948-59) as part of the now-dissolved Big 8 Conference.

MOST CONSECUTIVE OUTRIGHT CONFERENCE TITLES (FBS HISTORY)

Rk	School	Conference	Streak	Years
1.	Oklahoma	Big 8	12	1948-59
2.	BYU	WAC	7	1978-84
3.	Clemson	ACC	6	2015-20
	Oklahoma	Big 12	6	2015-20
5.	Alabama	SEC	5	1971-75
	Texas	SWC	5	1969-73

Including titles from its days as a member of the Southern Intercollegiate Athletic Association and South-



THE CLEMSON FOOTBALL STANDARD

ern Conference, Clemson has 26 conference championships overall, also the most of any current ACC school. Duke ranks second among the ACC's current membership with 18 overall conference titles, including 11 Southern Conference titles and seven ACC titles.

The Tigers won the 1900, 1902 and 1903 SIAA Conference championships under John Heisman, then the 1906 SIAA title under Bob Williams. Clemson also won the 1940 and 1948 Southern Conference titles under Frank Howard. Howard won eight total conference titles, including two in the Southern Conference and six in the ACC.

POSTSEASON STREAK

Between ACC Championship Games, bowl games and College Football Playoff National Championship Games, Clemson has won at least one postseason game in each of the last 11 years.

ACTIVE STREAKS OF SEASONS WINNING AT LEAST ONE POSTSEASON GAME

Rk	School	Years
1.	Clemson	11
2.	Alabama	8
3.	Oklahoma	6
4.	Ohio State	5
5.	Kentucky	4

Note: Conference championship games and bowl games

The last time Clemson did not win at least one post-season game was in 2010, when Clemson lost in the Meineke Car Care Bowl after not qualifying for the ACC Championship Game.

POWER OVER THE POWER FIVE

Since 2013, no team can claim more wins against Power Five Conference opponents than Clemson.

WINS VS. POWER FIVE OPPONENTS SINCE 2013

Rk	School	Wins
1.	Clemson	93
2.	Alabama	91
3.	Ohio State	85
4.	Oklahoma	81
5.	Georgia	75

Note: includes victories against independent Notre Dame, which has College Football Playoff access equivalent with Power Five Conferences

On a year-by-year basis, Clemson has finished the season atop the country in wins against Power Five opponents four times since the institution of the College Football Playoff in 2014, including four of the last seven years. That includes 13 wins against Power Five opponents in 2018, the first team ever to reach that figure.

MOST WINS AGAINST POWER FIVE OPPONENTS BY YEAR (CFP ERA)

Year	School(s)	P5 Wins
2014	Florida State	12
2015	Clemson	12
2016	Clemson	12
2017	Georgia	11
2018	Clemson	13
2019	Clemson & LSU	12
2020	Alabama	13
2021	Georgia	12

Note: includes victories against independent Notre Dame, which has College Football Playoff access equivalent with Power Five Conferences

MEETING (AND BEATING) THE BEST

Since 2015, Clemson is 24-7 (.774) against AP Top 25 teams, the best winning percentage in the ACC and third-best winning percentage in the country.

HIGHEST WINNING PERCENTAGE VS. AP TOP 25 TEAMS (SINCE 2015)

Rk	School	Record	Win Pct.
1.	Alabama	41-7	.854
2.	Ohio State	28-7	.800
3.	Clemson	24-7	.774
4.	Oklahoma	26-9	.743
5.	Georgia	23-14	.622
	LSU	23-14	.622

Note: min. 5 games; data per SportSource Analytics

Clemson is also 12-6 (.667) against AP Top 10 opponents in that time frame, one of only five teams in college football to produce double-digit wins against Top 10 foes in that span.

Clemson's success hasn't been limited to teams ranked at the time of the game. Since 2015, Clemson's 56 wins against teams that finish above .500 rank second nationally and its .862 winning percentage against teams that finish the season above .500 ranks second.

HIGHEST WINNING PERCENTAGE VS. TEAMS THAT FINISH ABOVE .500 (SINCE 2015)

Rk	School	Record	Win Pct.
1.	Alabama	58-8	.878
2.	Clemson	56-9	.862
3.	Ohio State	45-9	.833
4.	Oklahoma	40-12	.769
5.	Georgia	41-15	.732

HOME SWEET HOME

Clemson's school-record 34-game home winning streak is the longest active streak in the country and is one of only 24 home winning streaks of 30 games or more in FBS history.

ACTIVE HOME WINNING STREAKS

Rk	School	No.
1.	Clemson	34
2.	Cincinnati	27
3.	Oregon	18
4.	Miami (Ohio)	14
5.	Alabama	13

Since the advent of the College Football Playoff prior to the start of the 2014 season, Clemson is 53-1 at home. Clemson's .982 winning percentage at home in that time frame is the best in the country, beating Alabama's 52-2 home record in the same span.

BEST HOME WINNING PERCENTAGE SINCE 2014 (CFP ERA)

Rk	School	Record	Win Pct.
1.	Clemson	53-1	.982
2.	Alabama	52-2	.963
3.	Ohio State	48-4	.923
4.	Oklahoma	43-6	.878
	Georgia	43-6	.878

SIGN AND DEVELOP

Head Coach Dabo Swinney has long stated that a true ranking of a recruiting class cannot and should not be published until four years later when the group can be evaluated on performance rather than potential. The Athletic has annually assumed that role in recent years, re-ranking every recruiting class four years later to account for on-field performance.

The re-rankings illustrate Clemson's pristine recent track record of talent identification, culture fit, resource allocation and player development.

CLEMSON RECRUITING RANKINGS AND RE-RANKINGS (VIA THE ATHLETIC)

Class	Rank	Re-Rank	Diff.	Record
2014	16	6	+10	50-7
2015	9	2	+7	55-4
2016	11	1	+10	55-4
2017	16	5	+11	51-5
2018	7	2	+5	49-6
Average	11.8	3.2	+8.6	

Note: Initial rank according to 247 Composite

CFP STAPLES

Eight full seasons into the College Football Playoff era, Clemson has already cemented itself as one of the tournament's powerhouses of its inaugural decade. Only 13 programs have earned at least one College Football Playoff berth, and Clemson ranks second in CFP berths, CFP title game appearances, total CFP wins and CFP titles.

COLLEGE FOOTBALL PLAYOFF BERTHS

Rk	School	Berths
1.	Alabama	7
2.	Clemson	6
3.	Oklahoma	4
	Ohio State	4
5.	Georgia	2
	Notre Dame	2
7.	Seven teams tied	1

COLLEGE FOOTBALL PLAYOFF NATIONAL CHAMPIONSHIP GAME BERTHS

Rk	School	Berths
1.	Alabama	6
2.	Clemson	4
3.	Georgia	2
	Ohio State	2
5.	LSU	1
	Oregon	1

MOST WINS, COLLEGE FOOTBALL PLAYOFF

Rk	School	Wins
1.	Alabama	9
2.	Clemson	6
3.	Georgia	3
	Ohio State	3
5.	LSU	2
6.	Oregon	1
7.	Seven participants tied	0

COLLEGE FOOTBALL PLAYOFF TITLES

Rk	School (Years)	Titles
1.	Alabama (2015, 2017, 2020)	3
2.	Clemson (2016, 2018)	2
3.	Georgia (2021)	1
	LSU (2019)	1
	Ohio State (2014)	1

COLLEGE FOOTBALL PLAYOFF BERTHS (HEAD COACHES)

Rk	Coach (Titles)	Berths	Wins
1.	Nick Saban (2015, 2017, 2020)	7	9
2.	Dabo Swinney (2016, 2018)	6	6
3.	Lincoln Riley	4	0
4.	Kirby Smart (2021)	2	3
	Urban Meyer (2014)	2	2
	Ryan Day	2	1
	Brian Kelly	2	0
8.	Ed Orgeron (2019)	1	2
	Mark Helfrich	1	1
	Mark Dantonio	1	0
	Luke Fickell	1	0
	Jimbo Fisher	1	0
	Jim Harbaugh	1	0
	Chris Petersen	1	0

Note: Title years listed correspond to the season, not championship game dates

Clemson's six-year streak of College Football Playoff berths from 2015-20 was the longest streak in the format's history.

MOST CONSECUTIVE COLLEGE FOOTBALL PLAYOFF BERTHS

Rk	School	Years	Streak
1.	Clemson	2015-20	6
2.	Alabama	2014-18	5
3.	Oklahoma	2017-19	3
4.	Alabama	2020-21	2
	Ohio State	2019-20	2

THE CLEMSON FOOTBALL STANDARD



CLEMSON CONTINUES TO BE A MODEL IN THE CLASSROOM AND ON THE FIELD UNDER HEAD COACH DABO SWINNEY.

On average, Clemson finished roughly 12th in the 247 Composite team rankings across the 2014-18 recruiting cycles. Upon re-ranking those groups, despite having little room for improvement while recruiting at a Top 15 clip in that span, Clemson ranked 3.2 on average in the re-rankings, a ratings bump of about eight-and-a-half spots. Each of those Clemson classes averaged at least 12 wins a season during their careers.

ACADEMIC EXCELLENCE

- Through the spring of 2022, of 324 eligible players who completed their athletic eligibility at Clemson and/or graduated early in Dabo Swinney's 13 full years as head coach, 318 (98 percent) have earned a degree during their time at Clemson.
- Clemson broke program multi-year APR records in three straight years from 2017-19 (987 in 2016-17, 992 in 2017-18 and 993 in 2018-19) before the NCAA suspended APR reporting during the COVID-19 pandemic. Upon reinstatement of APR reporting in June 2022, Clemson shattered its multi-year APR record with a 999 covering the 2017-18 through 2020-21 academic years.
- Clemson's 999 APR in that span tied Ole Miss for the FBS lead and finished tied for second nationally across all of Division I, trailing only Columbia University of the Ivy League. Clemson's lofty academic success in that period coincided with on-field excellence that included four ACC titles, four College Football Playoff berths, two national championship game berths and the 2018 national championship.
- Along with Air Force, Navy, Northwestern and Washington, Clemson is one of only five FBS programs to produce a 985+ multi-year APR in each of the last four reported cycles.
- The NCAA recognized Clemson with its annual APR Public Recognition Award, which is bestowed upon programs ranking in the Top 10 percent of their respective sports, for nine of its last 10 reported academic cycles prior to the suspension of APR reporting during the COVID-19 pandemic. Only 37 of the 130 FBS programs earned at least one APR recognition across the 2009-10 through 2018-19 academic years. Only 30 of programs earned it multiple times. Clemson, Duke and Northwestern were the only ones to earn the award 9+ times in that 10-year span.
- With its award for the 2018-19 academic year, Clemson became the only FBS program since the NCAA created the APR metric in 2003 to win a national championship and an APR Public Recognition Award

in the same year multiple times. Alabama is the only other school to accomplish the title/APR double in a single year once (2011-12 academic year).

- Clemson is the only program in the country to finish in both the Top 10 percent of NCAA APR data AND the AP Top 25 in 10 of the last 11 academic cycles.
- In 2018, in addition to becoming major college football's first 15-0 team since 1897, Clemson recorded a then-program-record 66 student-athletes with a 3.0 or better GPA in the midst of setting a program record for team GPA.
- That year, Christian Wilkins became the first William V. Campbell Trophy winner in school history, collecting the award known colloquially as the "Academic Heisman Trophy." He became the fifth player in the award's history, and the first in the College Football Playoff era, to earn the honor and a national championship in the same season, joining Alabama's Barrett Jones (2012), Miami's Joaquin Gonzales (2001), Florida's Danny Wuerffel (1996) and Nebraska's Rob Zatechka (1994).
- Chad Carson and Kyle Young were first-team Academic All-Americans in the 2000 and 2001 seasons. Clemson was the only Division I school in the nation with two first-team picks each year. Young was a first-team Academic All-American from 1999-01 and became just the second ACC player in history to be a three-time, first-team selection. He is one of just two offensive linemen in college football history to be a three-time, first-team Academic All-American.
- Dalton Freeman was an All-American on the field and off the field in 2012. He was a first-team All-America center according to AFCA and second-team Academic All-American by CoSIDA.
- Deshaun Watson passed 37 hours during the 2015-16 academic year and threw 35 touchdown passes. He was first quarterback on record to accomplish 35 of each in same academic year.
- Only eight players that applied for early entry for the NFL Draft had their degrees at the 2017 NFL Combine. Four of the eight (Deshaun Watson, Wayne Gallman, Artavis Scott and Mike Williams) were from Clemson.
- Entering the bowl season of its 2018 national championship campaign, Clemson's roster featured 26 graduates, the most of any bowl team.

COACHING SUCCESS

- Dabo Swinney has a record of 150-36 in his head coaching career in 14 seasons. With his 150th win

at the end of his 14th season, he joined Urban Meyer (165) and Bob Stoops (160) as the only coaches in FBS history to win 150 games in the first 15 seasons of a head coaching career.

- Swinney earned his 150th career win in only his 186th career game as head coach. He became the sixth-fastest coach in FBS history to 150 wins, trailing only Urban Meyer (176), Gil Dobie (180), Barry Switzer (180), Fielding Yost (184) and Joe Paterno (184). Swinney became the fourth-fastest to 150 wins in the modern era.
- Swinney (150) is already second in history in coaching wins as a member of the ACC. Bobby Bowden leads the way with 173.
- Swinney won 12 coach-of-the-year honors in the 2015 season, two ACC and 10 for national coach of the year. That included national coach of the year by Associated Press, ESPN, Sporting News, Walter Camp Foundation and the American Football Coaches Association. The former Crimson Tide player also won the Bear Bryant Award in 2015, 2016 and 2018, becoming the first three-time winner in the award's history. Swinney also won the Gene Stallings Award and FCA Coach of the Year in 2014 and the Bobby Dodd Award in 2011. Swinney was inducted into the state of Alabama Hall of Fame in 2018 and was selected as honorary coach of the AFCA Good Works Team in 2019.
- A Clemson assistant coach was a Frank Broyles Award finalist in four straight years from 2015-18 and won the award in back-to-back years. Brent Venables was a finalist in 2015 and won the award in 2016. Tony Elliott won the award in 2017, and Jeff Scott was a finalist in 2018 (and semifinalist in 2019). The wins by Venables and Elliott in 2016-17 represented the first time two different coaches from the same school won the award in consecutive years.
- Clemson has a legendary coaching history. Four former Tiger coaches (John Heisman, Frank Howard, Jess Neely and Danny Ford) are in the College Football Hall of Fame. Howard was Clemson's coach when the ACC was founded and promptly took the Tigers to six ACC titles. Howard's eight overall conference championships in 30 years remain a Clemson record, though Dabo Swinney can match the mark with his next conference title.
- Howard concluded his career with 165 victories, and his 30-year tenure is still fifth-longest in NCAA history for a head coach serving at one school. His victory total was extraordinary considering Clemson played just

THE CLEMSON FOOTBALL STANDARD

38 percent of the games at home during Howard's tenure.

- Danny Ford coached Clemson to the 1981 national championship and won six bowl games in his Tiger career. He was inducted into the College Football Hall of Fame in December 2017. He was the consensus national coach of the year in 1981, and he remains the youngest coach (33) to win a national title. He was inducted into the Clemson Ring of Honor in 2013.

BOWL HISTORY

- Clemson enters 2022 having earned a bowl berth in each of the last 17 seasons, the longest streak in the ACC and the fifth-longest streak in the nation. The 17-year streak more than doubles the second-longest streak in school history (seven from 1985-91). Clemson is 12-9 in bowls in that stretch, including two bowl games in 2015, 2016, 2018 and 2019 as part of the College Football Playoff.
- Clemson's 26 all-time bowl wins are tied for the 10th-most in college football history.
- Clemson won a bowl game every year from 2012-16 against a program led by a head coach who won a national title at some point in his career. That includes two in 2016, when the Tigers beat Urban Meyer (Ohio State) and Nick Saban (Alabama). Clemson added an additional win over Saban's Alabama squad in 2018.
- Fourteen of Clemson's 26 bowl wins have come against coaches who have won the FBS National Championship at some point in their careers. That includes wins over Les Miles (LSU) in 2012, Urban Meyer (Ohio State) in 2013 and 2016, Bob Stoops (Oklahoma) in 2014 and 2015, and Nick Saban in 2016 and 2018. A 15th win can be claimed with that figure when including national championships at all levels, as Clemson defeated then-Notre Dame Head Coach Brian Kelly, who won two Division II titles at Grand Valley State, in the 2018 Cotton Bowl.
- Clemson's first bowl game was a 6-3 victory over Boston College and Head Coach Frank Leahy in the 1940 Cotton Bowl. Clemson did not return to the Cotton Bowl until 2018, defeating Notre Dame, 30-3, in a College Football Playoff semifinal during a 15-0 national championship campaign.
- Clemson is 8-2 in its history in bowl games against Nebraska, Ohio State and Oklahoma, three of the top-eight programs in college football history in terms of wins. Clemson is the only program to have beaten Oklahoma three times in bowl play and is one of only three schools with multiple bowl victories over the Sooners to its credit. The Tigers are 4-1 vs. Ohio State and 1-1 vs. Nebraska. Including a 1-0 bowl mark against Notre Dame, 1-0 record against Penn State and 2-2 record against Alabama, Clemson is 12-4 in bowls all-time against the eight winningest programs in major college football history.
- Clemson has twice won bowl games in five straight years, including all five bowl games across the 1986-90 seasons and at least one bowl win in five straight seasons across seven bowl games from 2012-16.
- Between both bowl games and conference championship games, Clemson has won at least one postseason game in 11 straight years, the longest streak in the country.
- Hall of Fame Head Coach Woody Hayes suffered his final defeat against the Tigers in the 1978 Gator Bowl. Overall, Clemson has won 11 bowl games against head coaches who are enshrined in the College Football Hall of Fame (Frank Leahy, Don Faurot, Andy Gustafson, Woody Hayes, Tom Osborne, Joe Paterno, Barry Switzer, Don Nehlen, Phillip Fulmer and two against Bob Stoops).

EXPOSURE

- From 2018-20, Clemson games accounted for the four most-watched college football games and five of the 10 most-watched games.

- Clemson played in the most-watched game of five of six seasons from 2015-20, including when its 2020 semifinal game against Ohio State outdrew the national championship.
- Even as the industry transitions toward streaming, 97 of Clemson's last 99 games in the last seven years have aired on television.
- Clemson has played in the featured contest on ESPN's College GameDay 29 times, including 21 times since the start of the 2015 season. Clemson is 16-5 in those contests.
- Clemson's 2021 Cheez-It Bowl appearance drew the bowl's highest television ratings since the 2013 season.
- The interest in watching Clemson play hasn't been limited to television broadcasts. Clemson continues to provide one of the great in-venue experiences in all of sports, as Clemson enters 2022 having been ranked in the Top 20 in the nation average home attendance at Memorial Stadium for 41 straight seasons. Clemson has also led the ACC in average home attendance each of the last 12 years.
- The first game on ACC Network was Clemson vs. Georgia Tech from Death Valley on Aug. 29, 2019.

HALL OF FAME

- Eight members of Clemson's program have been enshrined in the National Football Foundation College Football Hall of Fame, including four coaches and four student-athletes.
- Clemson's Hall of Fame tradition began with John Heisman, who coached Clemson from 1900-03 and was Clemson's first inductee as part of the Class of 1954. Clemson coach and administrator Jess Neely was inducted in 1971. Frank Howard, Clemson's all-time winningest coach, followed with induction in 1989. Danny Ford, who led Clemson to the 1981 national championship at the age of 33, entered the Hall in 2017.
- Multi-sport legend Banks McFadden was the first Clemson player enshrined, earning induction in 1959. Two members of Clemson's 1981 national championship defense, Terry Kinard (2001) and Jeff Davis (2007), went on to earn induction after the turn of the century. Both members of Clemson's 1978 recruiting class, the duo made Clemson's 1978 recruiting class the first in ACC history to produce two Hall of Famers.
- Of the 5.47 million individuals who have played college football since Princeton first battled Rutgers on Nov. 6, 1869, including the Class of 2021, only 1,038 players and 223 coaches have been immortalized in the Hall. Selection to it puts these Tiger legends who earned the distinction in the top 0.02 percent of those ever to play or coach college football.
- C.J. Spiller earned induction in the Class of 2021 in his second year of eligibility. Said Dabo Swinney of Spiller's induction: "For him to get in on his second attempt is such a compliment to the respect for his college football career... For me personally, he was my first five-star, my first first-rounder, my first Pro Bowler, and now my first College Football Hall of Famer. Hopefully there will be some more to come down the years, but it's only fitting that C.J. was the first."
- Clemson had a special night in New York City on Dec. 11, 2001. That evening, Terry Kinard was inducted into the College Football Hall of Fame and Kyle Young was a recipient of a National Football Foundation Scholar-Athlete Award. Clemson was the only school in the nation with one of each in 2001.

NATIONAL HONORS

- Clemson has a history of decorated football players. It boasts 101 players who have earned first, second or third-team All-America honors in its history.
- Clemson has produced at least one consensus All-American in three of the last four years and in nine of Dabo Swinney's 13 full seasons as head coach.

TIGER TELEVISION NUMBERS

MOST-VIEWED GAMES (2018-21)

Rk.	Game (Season)	Viewership
1.	Clemson vs. LSU (2019)	25,590,000
2.	Clemson vs. Alabama (2018)	25,280,000
3.	Georgia vs. Alabama (2021)	22,563,000
4.	Clemson vs. Ohio State (2019)	21,150,000
5.	Clemson vs. Ohio State (2020)	19,150,000

Source: Sports Media Watch

MOST-VIEWED GAMES EACH SEASON (2015-21)

Season	Game	Viewership
2015	Clemson vs. Alabama	26,182,000
2016	Clemson vs. Alabama	25,266,000
2017	Alabama vs. Georgia	28,443,000
2018	Clemson vs. Alabama	25,280,000
2019	Clemson vs. LSU	25,590,000
2020	Clemson vs. Ohio State	19,150,000
2021	Georgia vs. Alabama	22,563,000

Source: Sports Media Watch

- In 2019, linebacker Isaiah Simmons became the sixth unanimous All-American in Clemson history, joining Terry Kinard (1982), Gaines Adams (2006), C.J. Spiller (2009), Da'Quan Bowers (2010) and Christian Wilkins (2018).
- In 2018, Wilkins joined William Perry, Levon Kirkland, Anthony Simmons and Sammy Watkins as three-time Tiger All-Americans. Clelin Ferrell joined Terry Kinard as the only two-time, first-team AP All-Americans in Tiger history with his second consecutive selection. Ferrell also won the Ted Hendricks Award as the nation's top defensive end, joining Da'Quan Bowers as one of two Hendricks Award winners in school history.
- The 2019 season marked the second straight year in which Clemson captured ACC Player of the Year (Travis Etienne), Offensive Player of the Year (Etienne) and Defensive Player of the Year (Isaiah Simmons). It marked the fifth time that one team swept all three awards since the inception of the offensive and defensive honors in 1993, but it represented the first time a program had accomplished a sweep of the three awards in consecutive years.
- In 2018, Clemson swept honors for ACC Coach of the Year (Dabo Swinney), ACC Player of the Year (Etienne), ACC Offensive Player of the Year (Etienne) and ACC Defensive Player of the Year (Clelin Ferrell), becoming the first school to do so since Maryland in 2001. Expanded to include Trevor Lawrence's selection as Offensive Rookie of the Year, Clemson was the first program to secure all those conference honors since Florida State in 1997.
- Vic Beasley was a two-time first-team All-American and the first Tiger since Bennie Cunningham to be a two-time All-American, Clemson graduate and first-round pick (1976 NFL draft). Christian Wilkins and Clelin Ferrell later accomplished the feat in the 2019 draft, as did Travis Etienne in the 2021 draft.
- Sammy Watkins, who was the No. 4 overall pick of the 2014 NFL Draft, was the first player in Clemson history to be named a first-team All-American by at least one service in three different seasons. Wilkins became the second such player in school history in 2018.
- When Watkins was named a first-team All-American as a first-year freshman in 2011, he joined Georgia's Herschel Walker (1980), San Diego State's Marshall Faulk (1991) and Oklahoma's Adrian Peterson (2004) as the only first-year freshman non-kickers in history to earn AP First-Team All-America honors.
- Clemson has had eight players win 11 national position awards since 2010. Deshaun Watson won the Manning Award and the Davey O'Brien Award as the top quarterback in 2015 and 2016. He also won the Unitas Award in 2016 and the Chic Harley Award. He won the Archie Griffin Award as top player in the nation in 2015, and the award also collected by Trevor Lawrence in 2018. Dwayne Allen won the Mackey

THE CLEMSON FOOTBALL STANDARD



CLEMSON HAS HAD AT LEAST ONE FIRST-TEAM ALL-ACC PLAYER FOR EACH OF THE LAST 45 YEARS, INCLUDING 2021 SELECTIONS MARIO GOODRICH (#31) AND JAMES SKALSKI (#47).

Award as the top tight end in 2011 and Da'Quan Bowers won the Bronko Nagurski Award as the top defensive player in 2010. Bowers also won the Ted Hendricks Award in 2010, which Clelin Ferrell won in 2018. Ben Boulware won the Jack Lambert Award as the top linebacker in 2016. Christian Wilkins won the Willis Award as the top defensive lineman in 2017. Isaiah Simmons won the Butkus Award in 2019 as the nation's top linebacker.

- Clemson has had at least one All-American 42 of the last 45 years. In Dabo Swinney's 13 full seasons as head coach, he has had at least two All-Americans each year and 32 different players have made a first-team All-America squad. Sammy Watkins, Vic Beasley, Deshaun Watson, Clelin Ferrell, Christian Wilkins and Travis Etienne were all multi-time selections.
- Clemson has had at least one First-Team All-ACC player each of the last 45 years, the longest streak in ACC history. Clemson has had at least 10 All-ACC selections in seven straight years, while Pittsburgh (one year) is the only other ACC program with an active streak of 10 or more selections.
- Clemson had a conference-leading nine players (Joe Bostic, Jerry Butler, Bennie Cunningham, Jeff Davis, Steve Fuller, Terry Kinard, Michael Dean Perry, William Perry and Anthony Simmons) named to the ACC's 50-Year Anniversary team. All nine were All-Americans during at least one season at Clemson and played in the NFL.
- Terry Kinard was the first Tiger to win a national individual award. He was named 1982 national defensive player of the year by CBS. That year, he was a unanimous first-team All-American, the first unanimous All-American in Clemson football history.

CHAMPIONSHIP TRADITION

- The Tigers were named national champions by every service in 1981, 2016 and 2018. In 1981, Clemson was the only school in the nation with a perfect record (12-0). It included three wins over top-10 teams (Georgia, Nebraska, North Carolina), the only team to beat three top-10 teams in 1981.
- The 1981 team had five All-Americans, including first-team selections Jeff Davis, Terry Kinard and Perry Tuttle. Thirty-one players on the 1981 squad were eventually drafted by the NFL and 22 players eventually played in the NFL. Twenty-three different players on the 1981 roster were First-Team All-ACC selections at one time during their Clemson careers.
- Clemson won its second national title in 2016 with a 14-1 record. The Tigers played the nation's toughest schedule that year, beating six teams that finished in the top 25 of the AP poll. Eleven Clemson opponents that year finished with a winning record. The Tigers defeated No. 3 Louisville, No. 2 Ohio State and No. 1 Alabama over the course of the season.
- Clemson earned its third national title in 2018 by becoming the first major college team to post a 15-0 record since Penn in 1897. Clemson won its final 10 games of the season by 20+ points and defeated No. 3 Notre Dame and No. 1 Alabama in the College Football Playoff by a combined score of 74-19.
- As of spring 2022, Clemson's 2018 national championship squad included 36 players that earned NFL contracts, including 19 draft picks and 17 free agents.
- Since the ACC was formed, Clemson has more overall wins (524) and ACC wins (312 in regular season play) as a member than any other school.

- Clemson won or was co-champions of the ACC Atlantic Division eight times in 11 years (2009,11,12,15,16,17,18,19) and then earned a title game berth in a division-less season in 2020.
- Clemson won the 2011, 2015, 2016, 2017, 2018, 2019 and 2020 ACC Championships under Dabo Swinney. Clemson is 52-5 in ACC regular season play in the last seven seasons.
- From 2015-20, Clemson became the first team in ACC history to win six consecutive outright conference titles (2015-20). Clemson and Oklahoma's six-year streaks of outright conference titles those years made the two programs the first among current Power Five programs to win at least six straight outright titles since Oklahoma (12 from 1948-59).
- Every Clemson signing class under Swinney except for the classes of 2021 and 2022 has at least one ACC title to their credit in their tenures at Clemson, and every signing class from 2012-20 earned at least one College Football Playoff berth.
- In addition to its 20 ACC titles, Clemson won the Southern Conference title in 1940 and 1948 along with winning the Southern Intercollegiate Athletic Association in 1900, 1902, 1903 and 1906, giving the program 26 conference crowns, more than any other school in the ACC.

NFL LEGACIES

- Brian Dawkins had his #20 retired by the Philadelphia Eagles during the 2012 season. Dawkins played 13 seasons for the Eagles and was named to the Pro Bowl seven times while playing for that franchise and nine times overall. He became Clemson's first enshrinee in the Pro Football Hall of Fame in August 2018.
- The late Dwight Clark had his #87 retired by the San Francisco 49ers after he finished his career in 1987. He was a starter on the 49ers' Super Bowl teams from the 1981 and 1984 seasons. He is most famous for his game-winning catch on a pass from Joe Montana against Dallas in the 1982 NFC Championship Game. Clark was the NFL MVP in the 1982 season, the only former Tiger to win NFL MVP honors.
- Charlie Waters was a three-time Pro Bowl pick with the Dallas Cowboys. He played on two Super Bowl teams.
- Waters and Jeff Bostic were both named to ESPN's 40-Man Roster of Greatest Super Bowl players, released prior to Super Bowl XL.
- The Perry brothers (William, Michael Dean) were starters on Clemson's 1984 defense. Both were named to the ACC's 50-Year Anniversary team in 2002. William played on Clemson's 1981 National Championship team as a freshman, then on the Super Bowl champion Bears of 1985. Michael Dean played in six Pro Bowls with Cleveland and Denver, second-most among former Tigers. Both were named ACC Player of the Year during their careers, William in 1984 and Michael Dean in 1987. They are the only brother combination in ACC history that can make that claim.

NFL DRAFT PICKS

- Clemson has had at least one first-round draft choice in eight of the last 10 years. Clemson is one of only five schools with at least one first-round pick in at least eight of the last 10 drafts, alongside Alabama, Florida, Georgia and Ohio State.
- In the 2019, 2020 and 2021 NFL Drafts, Clemson produced multiple first-round picks in three consecutive drafts for the first time in program history. Clemson and Alabama were the only schools to produce multiple first-round picks in each of those three drafts.
- Since 2013, Clemson has produced first-round picks from the QB, RB, WR, DE, DT, LB and DB position groups. The only other school with at least one first-rounder at all those positions in that span is Alabama.

THE CLEMSON FOOTBALL STANDARD

- Clemson is one of only seven schools to have produced multiple draft picks in each of the last 20 NFL Drafts (Florida, LSU, Michigan, Oklahoma, Ohio State and USC).
- Clemson is one of only six schools to have produced five or more selections in at least seven of the last nine drafts.
- Dabo Swinney has coached 71 draft picks since becoming Clemson's head coach, the second-most of any coach in the country in that span. His 15 first-round selections are also the second-most of any active coach.
- In 2021, Trevor Lawrence became the program's first No. 1 overall pick, making Clemson the 51st program ever to produce a No. 1 pick. Clemson joined NC State and Florida State as the only ACC programs to have a No. 1 pick while a member of the conference (four other current ACC schools had No. 1 picks prior to joining the conference).
- With Trevor Lawrence and Travis Etienne both being selected by the Jacksonville Jaguars in the first round in 2021, the duo became the first QB/RB duo from a single school ever drafted by the same team in the first round of an NFL Draft in the Common Draft era.
- In 2019, Clemson produced three players selected as defensive linemen from a single school in a single draft for the first time in NFL Draft history. (Note: In 2006, NC State's Mario Williams, Manny Lawson and John McCargo went with the Nos. 1, 22 and 26 picks, respectively, though Lawson was officially submitted as a linebacker.) Clemson's entire starting defensive line from 2018 was drafted in the first four rounds in a span of the draft's first 117 picks.
- Clemson has had at least one player chosen by 29 of the 32 NFL franchises since 2003. The lone exceptions in that time frame are the Patriots, who last selected a Tiger in 1991, and the Panthers and Ravens, who have never selected a Clemson player.
- The 2020 NFL Draft was the final one to feature members of the starting lineup of Clemson's 2018 defense that led the nation in scoring defense en route to winning the national championship. Those 11 starters accounted for five first-round picks, a second-round

pick, a third-round pick, two fourth-round picks, a college free agent signing and a rookie minicamp tryout invitee (plus two additional college free agent signings who were not primary starters).

- Clemson has produced 11 draft picks at wide receiver since the 2013 NFL Draft, tied for the most in the country. The program has produced at least one receiver in eight of the last 10 NFL Drafts, dating to DeAndre Hopkins' selection in 2013.
- Clemson has had at least one player selected in 20 consecutive drafts since 2003, representing the second-longest streak in school history behind a 24-year streak across the 1951-74 NFL Drafts.

NFL INFLUENCE

- Thirty-two former Tigers have combined to win 40 Super Bowl championship rings, including most recently Los Angeles Rams offensive lineman Tremayne Anchrum, Tampa Bay Buccaneers punter Bradley Pinion and Kansas City Chiefs players Bashaud Breeland, Dorian O'Daniel and Sammy Watkins over the last three Super Bowls. Clemson's leader is Jeff Bostic, who started on three Super Bowl championship teams with Washington.
- Clemson's three members of the Chiefs' Super Bowl LIV title-winning team represented three of the 46 players (6.5 percent) on Kansas City's active game day roster for the Super Bowl. Clemson's three members of the Super Bowl champions tied for the second-most in school history, matching the 1981 49ers and 1986 Giants. It was Clemson's most members of a Super Bowl championship team since setting a school record for the 1987 NFL season, when Obed Ariri, Dan Benish, Jeff Bostic and K.D. Dunn all contributed to Washington's second Super Bowl championship.
- Clemson has had a former player on a Super Bowl championship team in 12 of the last 24 years.
- Grady Jarrett had 3.0 sacks for the Atlanta Falcons against Tom Brady and the Patriots in the Super Bowl LI after the 2016 season.
- Brian Dawkins retired in 2011 as one of the great safeties in the history of the game and was inducted into the Pro Football Hall of Fame in 2018. A 1996

TOP-FIVE POLL SUPERLATIVES

LONGEST STREAKS OF AP TOP-FIVE FINISHES

Rk	School	Streak	Years	Coach(es)
1.	Florida State	14	1987-00	B. Bowden
2.	Southern California	7	2002-08	P. Carroll
	Miami (Fla.)	7	1986-92	J. Johnson (3), D. Erickson (4)
	Oklahoma	7	1952-58	B. Wilkinson
5.	Clemson	6	2015-20	D. Swinney
	Oklahoma	6	1971-76	C. Fairbanks (2), B. Switzer (4)
7.	Alabama	5	2014-18	N. Saban
	Notre Dame	5	1966-70	A. Parseghian

ALL-TIME AP POLL TOP-FIVE STREAKS

Rk	School	Streak	Years
1.	Alabama	68	2015-19
2.	Clemson	57	2017-21
3.	Miami (Fla.)	55	2000-03
4.	Alabama	48	2011-13
	Ohio State	48	1973-76
	Oklahoma	48	1953-57

Clemson graduate, Dawkins was an All-American on Clemson's 1995 team. He became the first player in NFL history in 2002 to register a sack, interception, recovered fumble and receiving touchdown in the same game. He was named to the Pro Bowl nine times in his career, including the 2012 Pro Bowl after his final season.

- Levon Kirkland was named to the NFL All-Decade team (1990s) for his play with the Pittsburgh Steelers. Dawkins was named to the All-Decade team for the 2000s for his play with the Philadelphia Eagles.

POLL PRESENCE

- From 2015-20, Clemson finished in the top four of the AP poll each year. Dabo Swinney became the fourth coach to record at least six consecutive top-four finishes since the AP poll began in 1936, an exclusive list that includes Florida State's Bobby Bowden (13), USC's Pete Carroll (seven) and Oklahoma's Bud Wilkinson (six).
- Clemson's streak represented the fifth time a program has had a run of at least six top four finishes in the AP Poll. Miami (Fla.) had a seven-year run from 1986-92 with two different head coaches leading the program.
- The 2021 season marked the 35th year that Clemson was ranked in the final AP poll. It was the 14th time in the last 17 years – and 11th straight year – that Clemson was ranked in the final poll.
- Clemson fought back from a 4-3 start in 2021 to finish 10-3 and No. 14 in the final AP poll. Alabama (14 years), Clemson (11) and Ohio State (10) are the only programs with active streaks of 10 years or longer finishing in the top 15 of the AP poll.
- Clemson was ranked in the top 25 of 107 consecutive AP polls from 2014-21, the second-longest active streak in the nation prior to its conclusion. It was the longest streak in school history, more than doubling 50-poll streaks from both 2011-14 and 1989-92.
- Prior to dropping to No. 6 following a one-possession loss to the eventual national champions in the 2021 season opener, Clemson ranked in the Top 5 of 57 consecutive polls, dating to 2017. That ranked as the second-longest Top 5 streak in the history of the AP poll, which dates to 1936. Clemson's school record streak of consecutive polls in the AP Top 10 also concluded at 97, the third-longest streak in poll history.
- Clemson was in the top 20 of all the final polls from 1986-91, a six-year streak. The Tigers had two losses in each of those six years. Clemson is in the midst of a school-record nine-year streak of top-20 finishes.
- The Tigers have beaten an AP-ranked opponent 32 of last 36 years, including 46 top-25 wins in the last 19 years. Dabo Swinney has recorded a Clemson-record 36 top-25 wins in his head coaching tenure.
- Clemson beat four top-25 teams in 2015 and five in 2016. The 2017 team broke that record with six.



TREVOR LAWRENCE BECAME THE FIRST TIGER TO BE DRAFTED NO. 1 OVERALL WHEN HE WAS SELECTED BY THE JACKSONVILLE JAGUARS IN 2021.

1981 NATIONAL CHAMPIONSHIP SEASON



NOTES

- Clemson won its first national title in any sport and the first for the ACC in football in 28 years.
- Clemson had five different players earn All-America honors, at the time more than any other Tiger team in history.
- There was no controversy concerning the voting of the National Champion in 1981. Clemson ended the season as the only undefeated, untied team and was the only team with three top-10 wins.
- Head Coach Danny Ford (age 33 at the time) remains the youngest head coach in history to win the National Championship.
- Clemson forced 41 turnovers in the 12 games, still a school record for turnovers forced in a season.
- During one stretch in the season, the Clemson defense held the opposition without a touchdown for 18 consecutive quarters and no opponent scored a rushing touchdown against Clemson during the first seven games of the season.
- Clemson won the national title in 1981 after going 6-5 the previous year. The Tigers were unranked in every preseason poll.
- Clemson's victory improvement of 5.5 games from the 1980 season to the 1981 season was the largest improvement in the nation.
- Only one team (Wofford) had more time of possession in a game against Clemson all season.
- Clemson had the lead at the end of the first quarter in only four of the 12 games.
- Clemson scored 316 points during the regular season of 1981, the exact same total Georgia scored during its

1981 TIGERS IN THE NFL

Player	Pro Pos.	S.B. Bowls	Draft Champ.	NFL Round	Years
Cliff Austin	TB	---	---	3	5
Dan Benish	DT	---	1	FA	6
Jeff Bryant	DT	---	---	1	12
Brian Clark	OT	---	---	12	1
Kenny Danforth	SS	---	---	FA	1
Billy Davis	DB	---	---	FA	1
Jeff Davis	LB	---	---	5	6
Ty Davis	DB	---	1	3	3
K.D. Dunn	TE	---	---	5	3
Dale Hatcher	P	1	---	3	7
Andy Headen	OLB	---	1	8	6
Donald Igwebuike	PK	---	---	10	6
Homer Jordan	QB	---	---	FA	1
Terry Kinard	FS	1	1	1	8
Kevin Mack	FB	2	---	1	9
Jeff McCall	FB	---	1	7	1
Chuck McSwain	RB	---	---	5	3
Rod McSwain	DB	---	---	3	7
William Perry	MG	---	1	1	10
Reggie Pleasant	DB	---	---	6	2
Johnny Rember	OLB	1	---	4	10
Perry Tuttle	WR	---	---	1	3

FINAL 1981 AP POLL

Rk	Team	Head Coach	W-L
1.	Clemson	* Danny Ford	12-0
2.	Texas	Fred Akers	10-1-1
3.	Penn State	* Joe Paterno	10-2
4.	Pittsburgh	Jackie Sherrill	11-1
5.	SMU	Ron Meyer	10-1
6.	Georgia	* Vince Dooley	10-2
7.	Alabama	* Bear Bryant	9-2-1
8.	Miami (Fla.)	Howard Schnellenberger	9-2
9.	North Carolina	Dick Crum	10-2
10.	Washington	* Don James	10-2
11.	Nebraska	* Tom Osborne	9-3
12.	Michigan	* Bo Schembechler	9-3
13.	Brigham Young	* LaVell Edwards	11-2
14.	Southern California	* John Robinson	9-3
15.	Ohio State	* Earle Bruce	9-3
16.	Arizona State	Darryl Rogers	9-2
17.	West Virginia	* Don Nehlen	9-3
18.	Iowa	* Hayden Fry	8-4
19.	Missouri	Warren Powers	8-4
20.	Oklahoma	* Barry Switzer	7-4-1

* - in College Football Hall of Fame

11-game regular season of 1980, the year the Bulldogs won the National Championship.

- Good health was a big reason for Clemson's success in the 1981 season. Only five different starters missed any games during the entire season and no player missed more than two games all year. A collective total of only eight games were missed by five starters during the 1981 season.
- No opponent had a carry longer than 26 yards and no opponent had a play over 30 yards. The longest touchdown play against Clemson was 25 yards, on a halfback option pass from Mike Rozier to Anthony Steels (Nebraska) in the Orange Bowl.
- During offseason conditioning in the summer of 1981, Strength Coach George Dostal constructed a simple sign for his strength training facility... "1982 Orange Bowl, Clemson vs. Nebraska."
- The Clemson senior student who was in charge of pep rallies in 1981 was former CBS This Morning anchor Jane Robelot.
- The day after Clemson won at North Carolina, placekicker Donald Igwebuike flew to Maryland, where Clemson's No. 3 soccer team beat Maryland 4-0 to clinch the ACC title. Igwebuike played on two ACC title teams that fall, both of which finished in the top 10 in the nation.

RECORDS SET IN 1981 THAT STAND TODAY

- Points vs. ACC opponent (82 vs. Wake Forest, 10/31)
- Rushing yards in the modern era (536 vs. Wake Forest, 10/31)
- Third-down conversion percentage in a game (100.0 (12-12) vs. Wake Forest, 10/31)
- Turnovers forced in a game (9 vs. Georgia, 9/19)

- Wins over top-10 teams in a season (3)
- Turnovers forced in a season (41)

TEAM HONORS & AWARDS

- AP National Champion
- UPI National Champion
- Sporting News National Champion
- Sports Illustrated National Champion
- Football Writers Association National Champion
- Football Coaches Association National Champion
- Washington Touchdown Club National Champion
- Chicago Tribune Fans National Champion
- Orange Bowl Champion
- ACC Champion
- Nation's most improved team (+5.5 games)
- Second in the nation in scoring defense
- Seventh in the nation in rushing defense
- Seventh in the nation in turnover margin
- Eighth in the nation in total defense

HEAD COACH DANNY FORD

- Football Writers Association National Coach-of-the-Year
- UPI National Coach-of-the-Year
- American Football Coaches Association National Coach-of-the-Year
- WTBS National Coach-of-the-Year
- Washington Touchdown Club National Coach-of-the-Year
- ACC Coach-of-the-Year

ALL-AMERICANS

- Jeff Bryant - 2nd (Football News)
- Jeff Davis - 1st (Football News, FWAA, Kodak, UPI), 2nd (AP)
- Terry Kinard - 1st (AP, FWAA, NEA, WTBS)
- Lee Nanney - 2nd (UPI)
- Perry Tuttle - 1st (NEA, Sporting News), 2nd (Football News)



2016 NATIONAL CHAMPIONSHIP SEASON



NOTES

- National champions for the second time in school history, including the first time since 1981.
- The Tigers finished with a 14-1 record after defeating previously-undefeated and top-ranked Alabama 35-31 in the CFP National Championship Game on Jan. 9. Clemson's 14 wins tied the FBS record for victories in a season. It was the second year both Alabama and Clemson finished with 14-1 records.
- Clemson won the national championship while playing the nation's most difficult schedule according to the NCAA. Tiger opponents were 107-51 (.677) when not playing Clemson.
- Clemson was just the sixth national champion (since 1977) to have played the nation's most difficult schedule the season it won the title.
- Clemson defeated 11 FBS schools that finished the season with a winning record, including five that totaled 10+ wins and six who finished in the top 25 of the AP poll. Those schools were No. 2 Alabama, No. 6 Ohio State, No. 8 Florida State, No. 16 Virginia Tech, No. 21 Louisville and No. 24 Auburn. The six wins over teams that finished in the AP top 25 were the most in school history.
- For the sixth straight year, Clemson finished at least the same in its final poll as its preseason ranking by AP. Clemson was No. 2 in the preseason AP and coaches polls, then finished No. 1.
- Clemson beat top-ranked Alabama to win the national title, the first time Clemson defeated the No. 1 team. In the CFP semifinal, Clemson defeated No. 2 Ohio State 31-0. It marked the first time Clemson beat a No. 2 ranked team. Clemson was 0-9 in history when playing teams ranked in the top two, then defeated both in consecutive games just nine days apart.
- Clemson defeated No. 3 Louisville earlier in the season, giving Clemson wins over the No. 1, No. 2 and No. 3 teams.
- Clemson was never ranked No. 1 until the final poll and had to defeat a team (Alabama) that had been ranked No. 1 in every poll entering the playoff. It marked the first time a team defeated an opponent in the championship game who had been No. 1 in every poll since 2006, when Florida defeated Ohio State to win the national championship. It also happened in 2005, when Texas defeated Southern California, and in 1983, when Miami (Fla.) defeated Nebraska.
- Clemson was the first non-SEC team to beat Auburn and Alabama in the same year since 1990, when Southern Mississippi achieved the distinction.
- Clemson had a 3-0 record against SEC teams, the first time the Tigers defeated three SEC teams in one season.
- Clemson defeated Auburn, Florida State, Ohio State and Alabama, the programs that had combined to win each of the previous seven national championships.

FINAL 2016 AP POLL

Rk	Team	W-L	Points	Head Coach
1.	Clemson	14-1	1500	Dabo Swinney
2.	Alabama	14-1	1440	Nick Saban
3.	Southern California	10-3	1292	Clay Helton
4.	Washington	12-2	1277	Chris Petersen
5.	Oklahoma	11-2	1252	Bob Stoops
6.	Ohio State	11-2	1240	Urban Meyer
7.	Penn State	11-3	1130	James Franklin
8.	Florida State	10-3	1105	Jimbo Fisher
9.	Wisconsin	11-3	1032	Paul Chryst
10.	Michigan	10-3	1001	Jim Harbaugh
11.	Oklahoma State	10-3	920	Mike Gundy
12.	Stanford	10-3	730	David Shaw
13.	LSU	8-4	651	Ed Orgeron
14.	Florida	9-4	640	Jim McElwain
15.	Western Michigan	13-1	619	P.J. Fleck
16.	Virginia Tech	10-4	610	Justin Fuente
17.	Colorado	10-4	585	Mike MacIntyre
18.	West Virginia	10-3	368	Dana Holgersen
19.	South Florida	11-2	358	Willie Taggart
20.	Miami (Fla.)	9-4	338	Mark Richt
21.	Louisville	9-4	277	Bobby Petrino
22.	Tennessee	9-4	253	Butch Jones
23.	Utah	9-4	222	Kyle Whittingham
24.	Auburn	8-5	206	Gus Malzahn
25.	San Diego State	11-3	113	Rocky Long

- Clemson's 49-point win over South Carolina was the largest margin of victory by an ACC team over an SEC team in history. It was Clemson's third straight win over its rival.
- Clemson won the ACC championship for the second consecutive year, the first time in 28 years the Tigers won back-to-back league titles.
- The Tigers defeated a school-record five top-25 teams, including three top-three teams for the first time. Clemson finished the season with three straight wins over top-25 teams, the second time the program did that.
- Clemson joined Alabama as the only schools to advance to the College Football Playoff in consecutive years.
- Clemson had nine First-Team All-ACC players, the most for the program since 1991.
- Sixteen of Clemson's starting 22 made an All-ACC team. Clemson had five more All-ACC selections than any other team.
- Seven different players were named first, second or third-team All-American, most in school history.
- Clemson showed an ability to win close games. The Tigers were 7-1 in games decided by seven points or less, establishing a school mark for wins by seven points or less in a season.
- The Tigers posted an 8-0 record away from home, the school's best mark for wins away from home in a season. Clemson had a 5-0 record on the opponents' home fields.

- Clemson opened the season with a win at Auburn, Clemson's first win there since 1950. It was first time Clemson opened the season with a road win over a current SEC team since 1903.
- Clemson left a game at Georgia Tech with a perfect record for the first time since 1903. Clemson had lost 11 straight when entering a game at Georgia Tech unbeaten.
- Clemson opened the season ranked No. 2 in the AP poll, its highest preseason ranking in school history.
- Clemson defeated Florida State in Tallahassee, just the second win for the program at Florida State since 1989.
- Clemson was honored for its graduation success rate of over 90 percent by AFCA.
- Clemson defeated Alabama for the first time since 1905.
- Dabo Swinney became the first head coach to win the national championship by defeating his alma mater.
- Dabo Swinney joined Bud Wilkinson as the only people to play on and serve as head coach of an AP national champion.
- Dabo Swinney won the Bear Bryant National Coach-of-the-Year Award, the first coach to win it in consecutive years.
- Clemson ended Alabama's 26-game winning streak, the longest winning streak Clemson has ended in its history. The 26-game streak was the third longest in SEC history and longest since the Crimson Tide had a 28-game winning streak from 1978-80.
- Clemson trailed 24-14 entering the fourth quarter. Nick Saban had been 97-0 with a 10-point lead in the fourth quarter.
- Nick Saban was 5-0 in national championship games and 12-1 in national or league championship games prior to the contest.
- Clemson ended Alabama's FBS record-tying 16-game winning streak against AP top-25 opponents.
- Nick Saban was 106-6 when leading at halftime at Alabama. Clemson overcame a 14-7 halftime deficit.

ALL-AMERICANS

- **Ben Boulware** - 2nd (AFCA, FWAA, USA Today, Walter Camp), 3rd (AP)
- **Jordan Leggett** - 2nd (AFCA, CBS)
- **Cordrea Tankersley** - 1st (USA Today), 3rd (AP)
- **Carlos Watkins** - 1st (CBS), 2nd (AP)
- **Deshaun Watson** - 2nd (AFCA, AP, Sporting News, Sports Illustrated, Walter Camp)
- **Christian Wilkins** - 1st (AFCA, FWAA), 2nd (Sporting News, Walter Camp), 3rd (AP)
- **Mike Williams** - 2nd (Phil Steele, Walter Camp)

2018 NATIONAL CHAMPIONSHIP SEASON



NOTES

- Clemson won its third football national championship in school history, joining the 1981 and 2016 squads. It marked the sixth national championship in any sport in Clemson history.
- Clemson had a 15-0 record, becoming the first team to accomplish the feat since Penn in 1897.
- Clemson became the second team to win multiple national championships in the College Football Playoff era since 2014 (Alabama).
- Clemson broke the school record of 14 wins, a mark previously shared with the 2015 and 2016 Tigers.
- Clemson finished its sixth undefeated season (1900, 1906, 1948, 1950, 1981, 2018) and fourth perfect season (1900, 1948, 1981, 2018) in school history.
- Clemson became the 20th team in AP poll history to finish a season as the AP No. 1 despite never appearing at No. 1 at any point of the regular season (2018 Clemson, 2016 Clemson, 2015 Alabama, 2014 Ohio State, 2011 Alabama, 2006 Florida, 2005 Texas, 2002 Ohio State, 1992 Alabama, 1989 Miami (Fla.), 1987 Miami (Fla.), 1986 Penn State, 1983 Miami (Fla.), 1982 Penn State, 1977 Notre Dame, 1973 Notre Dame, 1970 Nebraska, 1965 Alabama, 1964 Alabama, 1946 Notre Dame).
- Clemson won the ACC title for the fourth year in a row, marking the first time in ACC history a school won four consecutive outright league titles. The Tigers joined Florida (1993-96) as the only teams to win four consecutive Power Five Conference championship games.
- Clemson posted a 15-0 record against a schedule that included a school-record 12 games against teams who finished with winning records. The Tigers played the nation's most difficult schedule, as their opponents had a 120-57 record (.642) when not playing them.
- Clemson was in the top four of every CFP poll in 2018, including a No. 2 ranking entering the bowl games, ending the season having been ranked in the top four in 24 consecutive CFP polls.
- Clemson ranked in the top four of all 15 AP and USA Today Coaches polls for the first time in school history.
- Clemson won a school-record 13 of 15 games by at least 20 points, surpassing 2013 Florida State (12) for the most by any team since 2000. Clemson won its final 10 games by 20 points or more.
- Clemson won by an average margin of 31.1 points per game, the best margin in the nation and the second-largest in school history, trailing only a 35.3-point average margin in 1901, a season in which Clemson won one of its five games by a score of 122-0.
- Clemson played an average of 72.5 players per game in 2018, the most of any team in the AP Top 25. No other College Football Playoff participant averaged more than 56 players per game (Alabama, 55.7; Notre Dame, 54.4; Oklahoma, 52.4).

FINAL 2018 AP POLL

Rk	Team	W-L	Points	Head Coach(es)
1.	Clemson	15-0	1525	Dabo Swinney
2.	Alabama	14-1	1462	Nick Saban
3.	Ohio State	13-1	1364	Urban Meyer, Ryan Day
4.	Oklahoma	12-2	1356	Lincoln Riley
5.	Notre Dame	12-1	1286	Brian Kelly
6.	LSU	10-3	1119	Ed Orgeron
7.	Florida	10-3	1103	Dan Mullen
	Georgia	11-3	1103	Kirby Smart
9.	Texas	10-4	1076	Tom Herman
10.	Washington State	11-2	959	Mike Leach
11.	UCF	12-1	898	Josh Heupel
12.	Kentucky	10-3	820	Mark Stoops
13.	Washington	10-4	806	Chris Petersen
14.	Michigan	10-3	745	Jim Harbaugh
15.	Syracuse	10-3	683	Dino Babers
16.	Texas A&M	9-4	552	Jimbo Fisher
17.	Penn State	9-4	492	James Franklin
18.	Fresno State	12-2	466	Jeff Tedford
19.	Army West Point	11-2	418	Jeff Monken
20.	West Virginia	8-4	296	Dana Holgorsen
21.	Northwestern	9-5	284	Pat Fitzgerald
22.	Utah State	11-2	188	Matt Wells
23.	Boise State	10-3	184	Bryan Harsin
24.	Cincinnati	11-2	171	Luke Fickell
25.	Iowa	9-4	120	Kirk Ferentz

- Clemson was second in the nation in yards per rush (6.57) and first in the nation in yards per rush allowed (2.51), becoming the first program since at least 2009 to rank in the top two in both categories in a single season.
- Clemson tied team records in wins at home (seven), on the road (five), away from home (eight), in regular season conference play (eight) and against conference opponents (nine).
- Clemson posted a 5-0 record in road games, joining Northwestern as only teams in the nation to go 5-0 on the road. It marked the sixth time in school history (and the third time in four years) Clemson was 5-0 on the road.
- Clemson completed the four-year span with a 55-4 record, a school and ACC record that tied 2015-18 Alabama for the most wins in a four-year span in FBS history.
- With a victory over South Carolina in November, Clemson reached 100 wins in a decade for the first time in program history.
- Clemson featured five First-Team All-ACC selections and a total of 18 who made first, second or third team, more than any other school and the most in a season in school history.
- Clemson produced seven players who made an All-America team, second most in a season in school history. That included a record five first-team selections by at least one of the five major teams, the most first-team All-Americans in one season in school history.

- Clemson set a school record with 44.3 points per game, ahead of the previous record of 41.0 set in 2012. The Tigers reached 27 points in 15 straight games, a school record.
- Clemson scored a school-record 664 points, becoming the second team in ACC history to score 650 points in a single season (Florida State, 723 in 2013).
- Clemson broke the school and ACC record of 7,718 yards of offense, set in 2015, by recording 7,908 yards of offense.
- Clemson posted a school-record 527.2 yards per game, which included a record 15 games with 400 or more yards and a record-tying three 600-yard games. The Tigers set a school record by averaging 7.35 yards per play, shattering the previous record of 6.5 from 2006.
- Clemson led the country in scoring defense (13.1) for the first time in school history.
- Clemson set a school record with 54 sacks, breaking the mark held by the 2016 team (49). The 54 sacks were the third-most by any FBS team in a season since 2000.
- Clemson led the nation in sacks and tied for the national lead in tackles for loss (136).
- Clemson won the AFCA Academic Achievement Award for the first time in school history, becoming just the third program to win it and the national championship in the same year since the award began in 1981 (Notre Dame 1988 and Alabama 2017).
- In addition to the on-field success, Clemson produced team records in team GPA and number of players with recording a 3.0 or better GPA (66).
- Clemson placed seven players on the All-ACC Academic team, tied for second-most in school history and one shy of the school record.
- Christian Wilkins won the William V. Campbell Trophy from the National Football Foundation, the first Clemson player to win the award known colloquially as the Academic Heisman. He joined Barrett Jones (2012 Alabama), Joaquin Gonzales (2001 Miami), Danny Wuerffel (1996 Florida) and Rob Zatechka (1994 Nebraska) as the only players to win the Campbell Trophy and a national championship in the same season.

ALL-AMERICANS

- **Travis Etienne** - 1st (Sporting News), 2nd (AFCA, AP, FWAA, Walter Camp)
- **Clelin Ferrell** - 1st (AFCA, AP, Sporting News, Walter Camp)
- **Mitch Hyatt** - 1st (AFCA, AP, FWAA, Walter Camp), 2nd (Sporting News)
- **Tre Lamar** - 2nd (AFCA)
- **Dexter Lawrence** - 1st (AFCA)
- **Trayvon Mullen** - 2nd (AFCA)
- **Christian Wilkins** - 1st (AFCA, AP, FWAA, Sporting News, Walter Camp)

MEDIA INFORMATION

CLEMSON ATHLETIC COMMUNICATIONS

Press Box Phone Number: 864-654-3326
 Office Address: P.O. Box 31; Clemson, SC 29633
 Shipping Address: Jervey Athletic Center;
 100 Perimeter Road; Clemson, SC 29633

CREDENTIALS

Arrangements for media credentials for Clemson's home football games must be made through the Clemson Athletic Communications office. Requests by accredited media members must be made through the online credentialing system at SportsSystems.com/Clemson. Online credential requests for each Clemson home game will open two weeks prior to each game and will close at noon ET on Wednesday prior to each game.

Contact **Chandler Simpson** (mcsimp2@clemson.edu) or any member of the athletic communications team for more information on credential requests for Memorial Stadium.

The Clemson University Athletics Media Credential Policy is available in full at ClemsonTigers.com/MediaPolicy. The policy details credential eligibility and issuance priority for national and local outlets that cover Clemson football or its opponents on a regular basis. All credential approvals are made on a game-by-game basis independent of previous approvals and/or denials, and credential decisions for each contest are not beholden to prior credentialing precedents. Due to space limitations, credential quantities may be limited to a number lower than the total requested.

All credential requests will be filled on a space-available basis. Non-working spouses, dates, relatives, non-workers and anyone 16 years of age or younger are not permitted in the press box.

Media credential holders in the press box who are not actively covering the game, or credential wearers on the sideline who are not on assignment, will be asked to leave those respective areas. Press box or sideline security will be contacted should the credential wearer not comply. Credentials used in an unauthorized manner will be revoked immediately, and organizations responsible for credentials falling into improper hands will have credentials revoked for the rest of the year or the succeeding year, at the university's discretion.

EMAIL DISTRIBUTION LIST

Notes, stats, stories and other information are emailed out on a weekly basis from the athletic communications office. Media members may contact **Brian Hennessy** (bhennes@clemson.edu) to be put on the email list.

PARKING

A limited number of parking spaces reserved for the media is available on a game-by-game basis. Requests for media parking passes should be specified with credential requests. Due to space limitations, not all requests will be fulfilled.

Additionally, no motorhomes, campers or oversized vehicles will be permitted in media parking. Parking pass requests for satellite trucks should be made at least one week in advance.



PHOTOGRAPHERS & VIDEOGRAPHERS

Clemson follows guidelines established by the NCAA communications committee and ACC regarding sideline control to make certain the sideline is a working media area.

The following guidelines are adhered to:

- 1) Each photographer and runner is required to wear a photo vest.
- 2) Photo vests must be secured at the photographer's credential pickup at media will call outside Game 10 (visitors' tunnel). Both the credential and the photo vest must be worn on the field.
- 3) Prior to kickoff while recruits are present, photographers are not allowed south of the goalpost in the west endzone nor west of the south sideline 50-yard line.
- 4) After kickoff, no photographers are permitted in the bench area nor on the playing field.
- 5) Photo assistants or others holding a "sideline" pass must remain out of the photo area immediately adjacent to the playing field. This will make certain that photographers/videographers have the appropriate working area.
- 6) Tripods are not permitted on the sidelines.
- 7) The areas behind the team benches are considered bench areas and are to be used only for the passage between the north and south sidelines. This area may not be used as a photo zone.

PRESS BOX

The Bob Bradley Press Box is located on the first floor on the south side of Memorial Stadium. All radio and television booths, in addition to the press area, are on the same level. Photographers are encouraged to use the space available at field level, accessible in the visiting tunnel adjacent to the visitor locker room.

INTERVIEW REQUESTS

All requests to speak with players, coaches and staff should be directed to **Ross Taylor** (rt5@clemson.edu) or a member of the Clemson athletic communications staff. Members of the media who reach out directly to players, coaches or staff without prior approval of Clemson staff may face suspension or revocation of credentials.

SOCIAL MEDIA

The official Clemson football social media accounts for Twitter, Instagram and Facebook are all @ClemsonFB. Fans can find us on YouTube at Clemson Tigers.

WEBSITE

Visit the official website of Clemson University athletics, ClemsonTigers.com. The site provides updated statistics, game notes and other pertinent football information to visitors, as well as live statistics and audio links for all of Clemson's football games.

WEEKLY PRESS CONFERENCE

Dabo Swinney's weekly press conference is Tuesdays in Allen N. Reeves Football Complex. The media interviews **Swinney** from 11 a.m. to approximately 11:45 a.m. Players are available after **Swinney's** press conference, depending on class schedules. Contact **Ross Taylor** for player requests by Sunday at 4 p.m.

Player interviews are Monday (10 a.m. to 2 p.m.) in Allen N. Reeves Football Complex and Tuesday at the press conference. We attempt to get all player interviews completed by the end of the day on Tuesday.

WILL CALL

Media will call for the distribution of credentials is operated in two locations on gamedays, outside of Gate 16 on the south side of Memorial Stadium for those with press box credentials and outside Gate 10 by the visitors' tunnel in the northwest corner for those with photo/video/runner credentials. Proper ID is required.

CLEMSON FOOTBALL ATHLETIC COMMUNICATIONS STAFF



ROSS TAYLOR
 Primary Contact
 rt5@clemson.edu



BRIAN HENNESSY
 Secondary Contact
 bhennes@clemson.edu



CHANDLER SIMPSON
 Credentials
 mcsimp2@clemson.edu



JEFF KALLIN
 Associate Athletic Director
 kallin@clemson.edu



2022 OUTLOOK

SCHEDULE

Date	Opponent	Site	Designation(s)	Time	TV	Series
9-5	* at Georgia Tech	Atlanta, Ga. ^		8 p.m.	ESPN	34-51-2
9-10	Furman	Clemson, S.C.	First Responders Day	3:30 p.m.	ACCN	43-10-4
9-17	Louisiana Tech	Clemson, S.C.	Family Weekend	8 p.m.	ACCN	3-0
9-24	* at Wake Forest	Winston-Salem, N.C.				69-17-1
10-1	* NC State	Clemson, S.C.	Hall of Fame Day & Land Grant Day			59-29-1
10-8	* at Boston College	Chestnut Hill, Mass.				20-9-2
10-15	* at Florida State	Tallahassee, Fla.				14-20
10-22	* Syracuse	Clemson, S.C.	Homecoming & Football Reunion Day			8-2
11-5	at Notre Dame	Notre Dame, Ind.		7:30 p.m.		4-2
11-12	* Louisville	Clemson, S.C.	Military Appreciation Day & Purple Out			7-0
11-19	* Miami (Fla.)	Clemson, S.C.	Senior Day			6-6
11-26	South Carolina	Clemson, S.C.	IPTAY Day & Solid Orange Day			72-42-4

* - ACC game; ^ - Mercedes-Benz Stadium; Note: Home games in bold; all times are EDT.

"The torch has been passed."

That was Head Coach Dabo Swinney's message to his 2022 team at the start of mat drills in February, as Clemson's newest squad will stand on the shoulders of teams that passed down an 11-year streak of 10-win seasons as well as the nation's longest home winning streak (34 games) and the Power Five's longest active winning streak (six).

The 2021 Tigers faced a perfect storm of injuries, attrition, adversity and inexperience in key positions, but they battled to finish 10-3 in what Swinney called a victory for the team's culture. Clemson continued its historic 10-win-season streak despite only four offensive or defensive players starting every game and despite the Tigers ending the season with an incredible 30 scholarship players unavailable.

But for all of the strife those injuries created in 2021, Clemson stands to benefit from them greatly in 2022. Clemson returns 54 lettermen among its 82 returning players that have appeared in at least one game at Clemson, and while Clemson returns 15 of its 22 primary offensive and defensive starters from 2021, a total of 37 different returning players have started at least one career game for the Tigers.

OFFENSE

A year ago, Clemson lost seven of its 11 offensive starters from its 2020 College Football Playoff squad and returned players responsible for only 31 percent of the team's total offense from the prior year, which ranked 125th out of 130 FBS teams. The unit gained valuable experience throughout 2021 and enters 2022 more battle-tested and carrying momentum gained from the emergence of young contributors down the stretch.

Clemson leaned heavily on the running game in 2021, as Clemson averaged at least 150 rushing yards per game for the 11th straight season. However, the Tigers will seek to restore their signature balance in 2021, as Clemson stands as one of only two teams in the country to both run for at least 11,000 yards and pass for at least 15,000 yards since 2018.

The balance and the resulting success of the Clemson offense since the 2014 postseason resulted in Clemson graduate and long-time Clemson playcaller Tony Elliott earning the head coaching job at Virginia last December. Promoted in the wake of his departure was Brandon Streeter, Clemson's quarterbacks coach who added the title of Offensive Coordinator prior to the team's 2021 Cheez-It Bowl win. While 2022 will be his first full season calling plays for his alma mater, Streeter spent six years as an offensive coordinator at Liberty (2009-11) and Richmond (2012-14) before joining the Tigers for the 2014 postseason.

QUARTERBACKS

Streeter and Clemson's offense enter the spring with the luxury of three former five-star recruits and two talented former walk-ons in its quarterbacks group. The incumbent at quarterback is junior DJ Uiagalelei, who started all 13 games for Clemson a season ago and enters 2022 with an 11-4 career record as a starter. Uiagalelei's 862 snaps in 2021 were the most in a season by a Clemson quarterback since 2017 (Kelly Bryant, 886), as the first-year starter and former No. 2 overall recruit in the Class of 2020 guided the Tigers to a 10-win season while Clemson ended the season starting two true freshmen and a fifth-year former walk-on at wide receiver in each of the season's final three games.

True freshman Cade Klubnik joined the group in January as a mid-year enrollee after the consensus five-star recruit became the first quarterback to go undefeated as a starter while winning back-to-back state titles in Texas' highest classification since Allen's Tyler Murray. The Texas Gatorade Player of the Year joined the Tigers following a prep career in which he posted a 27-0 mark as a starter at Class 6A powerhouse Austin Westlake, contributing on three consecutive state championship teams including the final two as the starting quarterback.

The quarterback group's depth was bolstered in January when Clemson added a new addition in the form of a familiar face. After departing Clemson's program prior to the 2018 season, super senior Hunter Johnson returned to Clemson as a graduate transfer following four years at Northwestern. The much-respected signal-caller maintained relationships at Clemson throughout his time in the Big Ten and reached out to Dabo Swinney about possible graduate assistant openings. Swinney, seeking a veteran presence in the quarterbacks room, instead swayed Johnson to use his "COVID year" and be a sixth-year senior on Clemson's 2022 roster.

Clemson's depth at the position is also bolstered by third-year sophomore Hunter Helms and redshirt freshman Billy Wiles, two former walk-ons who were rewarded with scholarships this off-season after initially passing up on Division I scholarship offers to instead chase their dreams at Clemson.

RUNNING BACKS

Despite amassing a glut of talent at the running back position, Clemson's rushing attack seemed to be at a crossroads after

the first four games of 2021, as the Tigers ranked 99th in the country in rushing yards per game through the end of September. Yet thanks in part to a trio of talented young backs that commanded key roles as the season progressed, Clemson averaged more than 200 rushing yards per game (24th in the country) in the month of November as Clemson's offense began to hit its stride in its six-game winning streak to close the year.

Despite being held to two rushing yards in the season opener, under the guidance of first-year running backs coach and College Football Hall of Famer C.J. Spiller, Clemson averaged 168 rushing yards per game, giving Clemson a 150-yard or better rushing average in each of the last 11 seasons. Two different players reached 500 rushing yards, the sixth time in the last seven seasons Clemson has accomplished that feat.

The statistical leader of that duo was sophomore Will Shipley, who earned second-team Freshman All-America honors from The Athletic despite missing several games with multiple injuries at different points of the year. He rushed 149 times for 738 yards (5.0 avg.) with 11 touchdowns (second-most by a Clemson true freshman since 1972), caught 16 passes for 116 yards, averaged 27.1 yards on 14 kickoff returns and threw a two-yard touchdown pass in 2021.

Junior Kobe Pace enjoyed a breakout campaign in his second year in the program, totaling 641 yards and six touchdowns on 104 carries over only 273 snaps in 11 games last fall. The powerful back earned ACC Running Back of the Week after rushing for a career-high 191 yards on 24 carries with two touchdowns vs. No. 13 Wake Forest in November, the most rushing yards by a Clemson player since Travis Etienne's 212 rushing yards against Wofford in 2019.

A year ago, sophomore Phil Mafah appeared destined for a redshirt to help create some roster separation from Shipley and Pace. But after the combination of A) Mafah's emergence, B) the transfers of two other running backs, and C) the impact of the injury bug, Mafah was called into action. The bruising back played in each of Clemson's last nine games, recording 292 yards and three touchdowns on 68 carries and gaining 50 yards on seven receptions over 170 offensive snaps. Mafah received the bulk of the work in the spring with Shipley and Pace sidelined while rehabbing.

Clemson legacy Keith Adams Jr. joined the program in the summer after signing with the Tigers in February.

WIDE RECEIVERS

Few coaches had to adapt in 2021 like Clemson Wide Receivers Coach Tyler Grisham. An almost inconceivable run of injuries resulted in Grisham's unit starting two true freshmen and a fifth-year former walk-on for each of the final three games of the season. The team's leader in starts at wide receiver, receptions and receiving yards was Justyn Ross, who was coming off of missing the entire 2020 season with a career-threatening spinal condition. By season's end, 25 different Tigers caught at least one pass, the most in the Dabo Swinney era.

But Clemson's turnstile at wide receiver and the ensuing opportunity for young players has resulted in the Tigers returning receivers who account for 138 combined career games and five different players who have recorded at least one career start.

The group's elder statesman is senior Joseph Ngata, who leads the returning receivers in both career games (31) and career starts (11). Before the injury bug struck him again mid-season, Ngata got off to an impressive start, recording 110 yards on six receptions in the season opener against eventual national champion Georgia, one of only five 100-yard receiving performances surrendered by the Bulldogs last year. He also had an acrobatic touchdown reception in a three-point win at Syracuse in early October.

Junior E.J. Williams similarly fought injuries throughout the 2021 campaign, missing time at various points in the year with hand, knee and leg injuries. But the third-year receiver has been lauded by coaches throughout his tenure for his toughness, and buoyed largely by a strong end to his freshman year in 2020, he

will enter 2022 with 32 career receptions for 372 yards and two touchdowns in 20 career games with six starts.

Known as the "Collins Towers" in Dabo Swinney's nomenclature, second-year sophomores Beaux Collins and Dacari Collins emerged down the stretch of their true freshman years in 2021. Beaux joined elite company with his debut season, joining DeAndre Hopkins (2010), Sammy Watkins (2011), Artavis Scott (2014), Hunter Renfrow (2015), Deon Cain (2015) and Justyn Ross (2018) as the only Clemson freshmen — true or redshirt — in the Dabo Swinney era to post at least 30 receptions and at least 400 receiving yards in their first season. Dacari caught 16 passes for 221 yards in nine games and established himself early in his career as one of Clemson's top perimeter blockers.

Clemson will hope for a clean bill of health for fourth-year slot receiver Brannon Spector, who missed the entire 2021 season while working through respiratory challenges. The slot position is also likely to be contested by Troy Stellato, who redshirted as a freshman in 2021, and Will Taylor, the do-it-all dual-sport athlete who passed up MLB riches to play two sports at Clemson, but had his freshman season in 2021 ended prematurely by a knee injury.

Three freshman scholarship signees joined the unit for 2022, including early enrollee Adam Randall and summer enrollees Antonio Williams and Cole Turner. Randall was in the midst of an impressive showing in spring practice before suffering an ACL tear in late March.

TIGHT ENDS

Following his promotion prior to the 2021 Cheez-It Bowl, Kyle Richardson now has purview of Clemson's tight ends as Passing Game Coordinator/Tight Ends Coach. His 2022 group will feature one of the offense's most respected veteran leaders and two young talents who are primed for larger roles after ascending the depth chart in 2021.

The unit is expected to be led by Davis Allen, the senior whom former Offensive Coordinator Tony Elliott once called "his favorite player on the team" in a meeting with ESPN announcers last fall. Allen assumed the starting role on a full-time basis early in the 2021 season and started 10 games for the Tigers, tying for the team lead with three touchdown receptions. He enters his first offseason as an incumbent starter with seven career touchdown catches, three shy of becoming the sixth Clemson tight end ever to catch 10 career touchdown passes.

Allen's contributions will be supplemented by the continued ascents of redshirt sophomore Sage Ennis and sophomore Jake Briningstool. Ennis played in all 13 games for Clemson last season and earned his first career start when Clemson opened in a two-tight-end set against Florida State. Briningstool's raw ability as a pass catcher resulted in him appearing in each of Clemson's last seven games of 2021, playing at least 14 offensive snaps in each of Clemson's last four contests.

Alongside that trio, the group will also feature the longest-tenured player on the roster. Super senior Luke Price joined Clemson as a walk-on linebacker in 2017 and is entering his sixth year in the program (and fourth year as a tight end) in 2022. Josh Sapp, the son of former Clemson quarterback and linebacker Patrick Sapp, joined the program in the summer after signing with the Tigers in December.

OFFENSIVE LINE

Offensive Line Coach Thomas Austin formally took the reins to the unit in February after Robbie Caldwell transitioned into an off-field role following four-and-a-half decades of on-field college coaching. Austin was a two-time All-ACC selection on Clemson's offensive line from 2006-09, appearing in 48 games with 39 starts before moving on to a four-year NFL career.

After being written off by most local and national observers after a tough performance in the season opener against eventual national champion Georgia, Clemson's 2021 offensive line rebounded to allow only 14 sacks in its final 12 games and finished having allowed the second-fewest sacks in the ACC. The unit's



2022 OUTLOOK

strong performance down the stretch came despite the Tigers starting seven different offensive line combinations in 13 games. Clemson lost only one contributing senior offensive linemen from 2021 and has only one senior among its ranks in 2022.

Redshirt senior Jordan McFadden is returning for his fifth season at Clemson and is a prime candidate for preseason All-America and All-ACC honors. Routinely called Clemson's most consistent and reliable offensive lineman a year ago, McFadden earned second-team All-ACC honors after playing the most offensive snaps (872) by any Clemson offensive tackle since multi-time All-American Mitch Hyatt in 2016. McFadden's spot at left tackle is expected to be bookended on the right side by junior Walker Parks, whose nasty on-field demeanor in 869 offensive snaps juxtaposed his Academic All-ACC credentials.

The incumbent at right guard was senior Will Putnam, a multi-year starter who gutted through injuries in 2021 and collected all-conference honors from Phil Steele while hobbled. Putnam transitioned to center in the spring and impressed coaches with his quick adaptation to the position.

Clemson's interior shuffle throughout 2021 paid dividends for the experience and exposure for now-fourth-year interior linemen Mason Trotter, who started seven of the team's final eight games across the guard and center positions but will miss the majority of the 2022 season. Sophomore Marcus Tate earned an opening-night start in the interior as a true freshman and played the best football of his eight starts down the stretch.

Four other fourth-year players are pushing for larger roles, including junior Mitchell Mayes and redshirt sophomores Bryn Tucker, Trent Howard and John Williams. Mayes, Tucker and Howard contributed in reserve during the 2021 season while Williams missed the campaign after suffering a knee injury during fall camp.

Beyond the top-end experience, Clemson's coaches continue to express excitement for the unit's young depth. Redshirt freshman Dietrick Pennington was on track for substantial playing time as a true freshman before suffering a season-ending injury in his Clemson debut, while fellow freshmen Ryan Linthicum and Tristan Leigh spent the bulk of their redshirt years in the weight room. The group was also joined in January by early enrollees Blake Miller and Collin Sadler, a duo Clemson coaches have called as physically ready to play as any Clemson true freshmen offensive linemen in recent memory.

DEFENSE

After a decade under different leadership, the defensive reins were passed to Defensive Coordinator/Linebackers Coach Wes Goodwin prior to 2021 Cheez-It Bowl. In his first game as a defensive play-caller, Goodwin's defense held Iowa State to 270

yards of offense, more than 165 yards below the Cyclones' per-game average entering the contest. The unit was also responsible for what ended up being the game-winning score, as Mario Godrich's pick-six and the ensuing extra point represented Clemson's final seven points of the 20-13 win.

Goodwin and his staff now set their eyes upon their first full season in 2022 with the benefit of a deep unit that features a front four loaded with both talent and experience. That group will set the standard for a unit that has ranked in the Top 15 in the country in total defense in each of the last eight seasons (the only such program in the nation) and has ranked among the Top 25 in scoring defense in all of those campaigns (including four Top 5 finishes in the category). The 2021 season was Clemson's sixth time finishing in the Top 10 in both categories in the last eight years.

DEFENSIVE TACKLES

Any discussion about the returning strength of the Clemson defense will likely start along the defensive interior, where multiple returning All-ACC selections are backed up by a talented group of options that made significant impacts during Clemson's injury-plagued season in 2021. The group added some serious pedigree in January when Nick Eason, a former Clemson captain and All-ACC selection, returned to his alma mater as Defensive Run Game Coordinator/Defensive Tackles Coach. A veteran of 17 combined NFL seasons as a player and coach, Eason joined Defensive Ends Coach Lemanski Hall to give Clemson's elite defensive line group the guidance of a coaching duo with 26 combined seasons of NFL experience.

Now in his fourth year, senior Tyler Davis leads the group after a year in which he earned first-team All-ACC honors despite missing four games. One of Clemson's most reliable contributors when he's available, Clemson was 8-0 in games started by Davis in 2021 and was 2-3 in games in which he did not play (Georgia, NC State, Boston College and Syracuse) or was limited to playing on a snap count in a reserve role (Pittsburgh). Davis could form one-half of the nation's top defensive tackle duo if junior Bryan Bresee is able to return to form from multiple injuries, including a season-ending knee injury, that sidelined him after four games in 2021. Bresee, the former No. 1 overall recruit in the country in the Class of 2020, earned third-team All-ACC honors as a sophomore despite his season ending prematurely in September.

The two primary beneficiaries of the injuries to Davis and Bresee a year ago were current redshirt junior Ruke Orhorho and current redshirt sophomore Tré Williams. The duo combined to play 747 snaps from scrimmage and was credited by the coaching staff with a combined 55 tackles (12 for loss), 3.5 sacks, 11 quarterback pressures and three pass breakups in 24 combined games with 10 starts.

Redshirt junior Etinosa Reuben emerged late in the year, making his first career start at Pittsburgh in late October and notching two sacks in a ranked win against Wake Forest in November. Two sophomores, DeMonte Capehart and Payton Page, combined for nearly 100 snaps on defense a year ago and are expected to benefit in 2022 from better health (Capehart) and another year of development (Page). Signee Caden Story bolstered the group after arriving in the summer.

DEFENSIVE ENDS

Flanking Clemson's interior linemen will be a deep stable of edge rushers who have proven adept in their careers both in the pass rush and against the run. For a fifth straight year in his current role, Lemanski Hall will be charged with managing the rotation for a group of capable and proven ends.

Among the group's leaders will be fifth-year super senior Xavier Thomas and fifth-year redshirt junior K.J. Henry, both of whom entered Clemson as five-star recruits in the Tigers' 2018 recruiting class. The two have played 2,445 combined defensive snaps over 90 career games with 29 combined starts and have accounted for 46.5 combined tackles for loss and 22.5 sacks. A third defensive end in that recruiting class — redshirt senior Justin Mascoll — has also played 833 defensive snaps in 39 career games at Clemson with 11 starts.

Along with Bresee, Clemson recorded another coup on its defensive line in the 2020 recruiting class by snagging now-junior Myles Murphy. The former No. 3 overall recruit in the nation was a Freshman All-American in 2020 and a fourth-team Phil Steele All-American in 2021, joining Gaines Adams, Vic Beasley and Clelin Ferrell as the only Clemson players since 2000 to post multiple seasons with multiple forced fumbles and at least four sacks. In addition to posting 11 sacks in his first two seasons, he has become one of the nation's premier run defenders at his position.

FUTURE CLEMSON OPPONENTS

2023

Home Florida Atlantic, Florida State, Georgia Tech, North Carolina, Notre Dame, Wake Forest Wofford
Away Duke, Miami (Fla.), NC State, South Carolina, Syracuse

2024

Home App State, Louisville, Miami (Fla.), NC State, South Carolina, The Citadel, Virginia
Away Boston College, Florida State, Georgia Tech, Virginia Tech
Neutral Georgia (Atlanta, Ga.)

2025

Home Duke, Florida State, Furman, Georgia Tech, LSU, Syracuse, Troy
Away NC State, North Carolina, Pittsburgh, South Carolina, Wake Forest

2026

Home Boston College, Charleston Southern, Georgia Southern, NC State, Pittsburgh, South Carolina, Virginia Tech
Away Florida State, Georgia Tech, Louisville, LSU, Virginia

Clemson coaches continued to be pleased with the steady development of redshirt junior Greg Williams and junior Kevin Swint. Both Williams and Swint are converted linebackers whose transitions to defensive end resulted in 14 combined game appearances between the two in 2021.

The veteran-heavy group will be supplemented by redshirt freshman Cade Denhoff, who was the team's 2021 Power Hour MVP as the top redshirting player in the strength & conditioning program, and redshirt freshman Zaire Patterson. Jahiem Lawson, the brother of former Clemson All-American Shaq Lawson, signed in February and joined the team over the summer.

LINEBACKERS

No need to double check the roster; long-time Clemson staple James Skalski has indeed completed his Clemson eligibility and — to the relief of ACC offenses and coordinators — will no longer be patrolling the middle of the field for the Tigers. His graduation along with that of his "Bruise Brother" cohort Baylon Spector represents the departure of a duo that combined for 122 career games with 58 combined starts at Clemson since 2016. In Skalski and Spector's stead sits a diverse group of linebackers ready for use at Goodwin's disposal.

Goodwin values position versatility, which should make his 2022 group another veritable wonderland of options. In the public eye, the group's headliner is junior Trenton Simpson, who has appeared in 25 career games with 15 starts in his first two seasons at Clemson. Simpson has blossomed from a situational edge rusher in 2020 into a complete weapon for Clemson's defense, as the 2021 All-ACC pick by PFF and Phil Steele enters 2022 with 110 tackles (18.5 for loss), 10.0 sacks, three pass breakups and a forced fumble in his career.

If patience is a virtue, the time has come for virtuous redshirt juniors LaVonta Bentley and Keith Maguire, both of whom have flashed in limited opportunities in their three previous seasons at Clemson. Bentley's punishing style resulted in him winning ACC Linebacker of the Week against Georgia Tech, a game which he learned during pregame he was starting as the result of an unexpected injury to Spector in warmups. Maguire was called upon in the 2021 season finale, as he finished with a career-high six tackles against Iowa State after taking over Clemson's Mike linebacker spot following an early injury to Skalski.

Clemson's coaches believe they went 2-for-2 at linebacker in the 2021 recruiting class, and the early returns seem to support the hypothesis. Sophomore Jeremiah Trotter Jr. is the son of four-time Pro Bowler Jeremiah Trotter Sr. and carried himself with an uncommonly professional demeanor in all areas in his freshman season, earning playing time in all 13 games in 2021. His fellow 2021 signee Barrett Carter enters his sophomore year as a possible poster child for Clemson's ascribed value to position versatility, as his 179 defensive snaps last year were almost evenly split between the box and the slot on top of seeing some action deep.

Junior Sergio Allen earned a role as a key special teams contributor on kickoff coverage in the 2021 season, and the former High School Butkus Award semifinalist will attempt to carve out a larger role on defense in 2022 as well. Reinforcements for the group arrived after spring practice, as three 2022 signees, T.J. Dudley, Kobe McCloud and Wade Woodaz, enrolled during the summer session.



TRENTON SIMPSON (#22) AND MYLES MURPHY (#98) RETURN TO LEAD THE DEFENSE UNDER FIRST-YEAR COORDINATOR WES GOODWIN.

2022 OUTLOOK

CORNERBACKS

Last spring, questions surrounded Clemson's cornerbacks after the Tigers dismissed an All-ACC performer at the position and were coming off surrendering six passing touchdowns in their final game of 2020. All Cornerbacks Coach and new Assistant Head Coach Mike Reed did in response was guide starting cornerbacks Andrew Booth Jr. and Mario Goodrich to first-team All-ACC honors in 2021, making the duo the first pair of cornerbacks from a single school to sweep first-team honors since North Carolina's Dre Bly and Robert Williams in 1997. With Booth and Goodrich both riding their spectacular 2021 seasons into NFL riches, Clemson seeks new starters on the outside in 2022.

Senior Sheridan Jones is the group's senior statesman. Despite playing behind two of the nation's top corners, Jones recorded career highs in tackles and pass breakups in 2021 and enters 2022 having appeared in a position-high 38 career games with 11 starts. Fall camp will be a fertile proving ground for junior Fred Davis II and sophomore Nate Wiggins to state their case for starting roles at the field or boundary corner positions.

Junior Malcolm Greene was limited by injury a bit in 2021 but has served as a capable nickelback in his first two seasons at Clemson, while early enrollees Jeadyn Lukus and Toriano Pride Jr. are both incoming four-star recruits with intent of seizing the outsized playing time opportunity that exists presently in Clemson's cornerback corps. Pride and Lukus were both the subject of frequent praise by Clemson coaches and teammates in the spring.

The group was joined in the summer by Myles Oliver, a sprinter and converted quarterback who signed with Clemson in February.

SAFETIES

Pressed to name Clemson's most decorated and productive units in recent years, it's common to see observers point to Clemson's generational quarterback play in the last decade, its #WRU reputation with pass catchers or its prolific string of havoc-inducing defensive linemen. Yet, very quietly, in five seasons in an on-field coaching role, Safeties Coach and new Co-Defensive Co-

ordinator Mickey Conn has strung together a half-decade of high-level safety play that in the last four years alone has produced two All-Americans, two NFL Draft picks, five All-ACC selections, a Freshman All-American and an ACC Defensive Rookie of the Year.

The latter two accolades belong to now-sophomore Andrew Mukuba, who made an instant impact in his debut season in 2021. The Zimbabwe native by way of Texas became the first defensive back to start a season opener for Clemson since the NCAA instituted permanent freshman eligibility in 1972 and started more games (10) than any other Clemson true freshman defensive back in the modern era. The near-unanimous Freshman All-American became Clemson's second straight ACC Defensive Rookie of the Year, following in the footsteps of Bryan Bresee a year earlier.

The precocious second-year safety expedited his development last year in part thanks to the guidance of then-sixth-year super senior Nolan Turner, and he will once again ride alongside another veteran unit in 2022. Fourth-year players Jalyn Phillips and Lanndren Zanders have 62 combined games of experience at Clemson with 17 starts. Zanders battled a shoulder injury through nearly all of 2020 while playing 10 games and then missed all of 2021 except the season opener with a shoulder injury suffered against Georgia, but with the benefit of good health, he would bring more than 500 career defensive snaps to the secondary.

Phillips was one of the primary recipients of the resulting available playing time and finished the 2021 season on a high note with eight tackles (one for loss), a forced fumble and a pass breakup in a win against Iowa State.

Juniors Tyler Venables and R.J. Mickens both now have two years of experience to match their pedigrees. Venables, the son of former Clemson defensive coordinator Brent Venables, elected to stay at Clemson, and his versatility has resulted in him seeing action in safety and nickel/sam roles in 24 career games, while Mickens, the son of long-time NFL veteran Ray Mickens, has played in 23 career games and is the only returning Clemson player with multiple interceptions a season ago.

Both of Clemson's freshman signees at the position have evoked comparisons to former Clemson All-ACC safety and current Philadelphia Eagle K'Von Wallace. Sherrod Covil Jr. joined Clemson in January and is a fellow Virginian like Wallace, while summer enrollee Kylon Griffin offers the same type of diverse skillset and position versatility between the safety, corner and nickel positions that Clemson coaches loved about Wallace.

SPECIAL TEAMS

Dabo Swinney joked that Clemson's biggest signee of its 2022 recruiting class wasn't a freshman or a transfer, it was placekicker B.T. Potter, who opted to use his extra year of eligibility and return for his super senior fifth season. Potter was a Groza Award semifinalist two years ago and enters 2022 as a prime candidate for that award this season, as he is Clemson's school record holder in career field goals of both 40-plus and 50-plus yards and ranks third in Clemson history in career PATS (185), fourth in career points by a kicker (344), fourth in career points (344) and seventh in made field goals (53). He is the only player in Clemson history to score 100 points in three different seasons and he has also been one of the nation's foremost kickoff specialists, recording 280 touchbacks on 368 career kickoffs. Potter's return will allow developmental time for January enrollee Robert Gunn III, who tore his ACL at the end of his high school career.

Will Spiers exhausted his eligibility after a record-breaking five years as Clemson's starting punter, leaving Clemson in search of a new punter for the first time since 2017. Clemson opens fall camp with two scholarship punters on the roster, red-shirt junior Aidan Swanson and early enrollee Jack Smith, though both will have to hold off a hard-charging Potter, whose growth as a punter in the spring installed him as a slight favorite to earn that role as well.

Similarly, Clemson will be looking for a new long snapper following the departure of the reliable Jack Maddox. Walk-ons Holden Caspersen and Philip Florenzo are both entering their second year in the program and will continue to battle for that role into the fall.

ACC SCHEDULE

SATURDAY, AUG. 27

Duquesne at Florida State ACCN5 p.m.
Florida A&M at North Carolina ACCN8:15 p.m.

THURSDAY, SEPT. 1

West Virginia at Pittsburgh ESPN7 p.m.
VMI at Wake Forest ACCN7:30 p.m.

FRIDAY, SEPT. 2

Virginia Tech at Old Dominion ESPN9 p.m.
Temple at Duke ACCN7:30 p.m.

SATURDAY, SEPT. 3

Rutgers at Boston College ACCN Noon
NC State at East Carolina ESPN Noon
North Carolina at App State ESPN Noon
Richmond at Virginia ESPN3 12:30 p.m.
Bethune-Cookman at Miami (Fla.) ACCN3:30 p.m.
Louisville at Syracuse ACCN8 p.m.

SUNDAY, SEPT. 4

Florida State vs. LSU* ABC7:30 p.m.

MONDAY, SEPT. 5

Clemson at Georgia Tech^ ESPN8 p.m.

FRIDAY, SEPT. 9

Louisville at UCF ESPN27:30 p.m.

SATURDAY, SEPT. 10

Duke at Northwestern FS1 Noon
Southern Mississippi at Miami (Fla.) ACCN Noon
North Carolina at Georgia State ESPN Noon
Wake Forest at Vanderbilt SECN Noon
Charleston Southern at NC State ESPN3 12:30 p.m.
Furman at Clemson ACCN3:30 p.m.
Tennessee at Pittsburgh ABC3:30 p.m.
Virginia at Illinois ESPN4 p.m.
Western Carolina at Georgia Tech ACCN7 p.m.
Syracuse at UConn CBSN7 p.m.
Boston College at Virginia Tech ACCN8 p.m.

FRIDAY, SEPT. 16

Florida State at Louisville ESPN7 p.m.

SATURDAY, SEPT. 17

Wofford at Virginia Tech ACCN11 a.m.
Purdue at Syracuse ESPN2 Noon
Old Dominion at Virginia ACCN2 p.m.
Ole Miss at Georgia Tech ABC3:30 p.m.
Liberty at Wake Forest ACCN5 p.m.
North Carolina A&T at Duke ACCN6 p.m.
Texas Tech at NC State ESPN27 p.m.
Maine at Boston College ESPN3 7:30 p.m.
Pittsburgh at Western Michigan ESPN4 7:30 p.m.
Louisiana Tech at Clemson ACCN8 p.m.
Miami (Fla.) at Texas A&M ESPN9 p.m.

THURSDAY, SEPT. 22

West Virginia at Virginia Tech ESPN7:30 p.m.

FRIDAY, SEPT. 23

Virginia at Syracuse ESPN7:30 p.m.

SATURDAY, SEPT. 24

Boston College at Florida State TBA
Clemson at Wake Forest TBA
Duke at Kansas TBA
Georgia Tech at UCF TBA
South Florida at Louisville TBA
Middle Tennessee at Miami (Fla.) TBA
UConn at NC State TBA
Notre Dame at North Carolina TBA
Rhode Island at Pittsburgh TBA

SATURDAY, OCT. 1

Louisville at Boston College TBA
NC State at Clemson TBA
Virginia at Duke TBA
Wake Forest at Florida State TBA
Georgia Tech at Pittsburgh TBA
Virginia Tech at North Carolina TBA
Wagner at Syracuse TBA

SATURDAY, OCT. 8

Clemson at Boston College TBA
Duke at Georgia Tech TBA
Florida State at NC State TBA
Louisville at Virginia TBA
North Carolina at Miami (Fla.) TBA
Virginia Tech at Pittsburgh TBA
Army West Point at Wake Forest TBA

SATURDAY, OCT. 15

Clemson at Florida State TBA
North Carolina at Duke TBA
Miami (Fla.) at Virginia Tech TBA
NC State at Syracuse TBA

THURSDAY, OCT. 20

Virginia at Georgia Tech ESPN7:30 p.m.

SATURDAY, OCT. 22

Boston College at Wake Forest TBA
Syracuse at Clemson TBA
Duke at Miami (Fla.) TBA
Pittsburgh at Louisville TBA

THURSDAY, OCT. 27

Virginia Tech at NC State ESPN7:30 p.m.

SATURDAY, OCT. 29

Boston College at UConn CBSN Noon
Georgia Tech at Florida State TBA
Wake Forest at Louisville TBA
Miami (Fla.) at Virginia TBA
Pittsburgh at North Carolina TBA
Notre Dame at Syracuse TBA

FRIDAY, NOV. 4

Duke at Boston College ESPN27 p.m.

SATURDAY, NOV. 5

Clemson at Notre Dame 7:30 p.m.
Florida State at Miami (Fla.) TBA
Georgia Tech at Virginia Tech TBA
James Madison at Louisville TBA

Wake Forest at NC State TBA
North Carolina at Virginia TBA
Syracuse at Pittsburgh TBA

SATURDAY, NOV. 12

Boston College at NC State TBA
Louisville at Clemson TBA
Virginia Tech at Duke TBA
Florida State at Syracuse TBA
Miami (Fla.) at Georgia Tech TBA
North Carolina at Wake Forest TBA
Pittsburgh at Virginia TBA

SATURDAY, NOV. 19

Boston College at Notre Dame 2:30 p.m.
Miami (Fla.) at Clemson TBA
Duke at Pittsburgh TBA
Louisiana at Florida State TBA
Georgia Tech at North Carolina TBA
NC State at Louisville TBA
Syracuse at Wake Forest TBA
Coastal Carolina at Virginia TBA
Virginia Tech at Liberty TBA

FRIDAY, NOV. 25

Florida at Florida State ABC7:30 p.m.
NC State at North Carolina TBA

SATURDAY, NOV. 26

Syracuse at Boston College TBA
South Carolina at Clemson TBA
Wake Forest at Duke TBA
Georgia Tech at Georgia TBA
Louisville at Kentucky TBA
Pittsburgh at Miami (Fla.) TBA
Virginia at Virginia Tech TBA

SATURDAY, DEC. 3

ACC Championship Game^ ABC TBA

* - New Orleans, La.; ^ - Mercedes-Benz Stadium; ° - Charlotte, N.C.; Note: All times are Eastern.



HEAD COACH DABO SWINNEY



DABO SWINNEY

- HEAD COACH
- 14TH FULL SEASON AS HEAD COACH
- 20TH SEASON ON CLEMSON STAFF
- ALABAMA '93

An illustrious coaching heritage is embedded in the foundation of Clemson football. At the dawn of the 20th century, the Tigers were led by future College Football Hall of Famer John Heisman. Hall of Famers Jess Neely, Frank Howard and Danny Ford followed in Heisman's winning tradition.

Now entering his 15th season (and 14th full season) as Clemson's head coach, Dabo Swinney has already carved his name into that foundation, elevating himself amid a pantheon of Clemson greats by becoming the first coach in program history to lead Clemson to multiple national championships.

His stratospheric start to his head coaching career placed his record not only among Clemson legends but also among the names of the winningest leaders in the more than 150 years of major college football.

With his final win of the 2021 season, Swinney reached 150 career wins in his 186th game as head coach. In terms of games played, Swinney became the sixth-fastest coach in FBS history — and the fourth-fastest in the modern era — to earn 150 career wins, trailing Urban Meyer (176), Gil Dobie (180), Barry Switzer (180), Fielding Yost (184) and Joe Paterno (184). Entering 2022, only 16 coaches in FBS history, including Swinney, had accomplished the feat within 200 games, and 14 of the 16 had been inducted into the College Football Hall of Fame, with the lone exceptions being Swinney and Meyer, both of whom are not yet eligible.

The 150th win came in Swinney's 13th full season and his 14th season overall including his seven-game interim stint in 2008. He moved into third place in

FBS history for the most coaching wins in the first 15 seasons of a head coaching career, trailing only Meyer (165) and Bob Stoops (160). Swinney will have the opportunity to take aim at both in his 15th season as head coach in 2022.

Though other seasons resulted in more hardware, analysts and observers opined that 2021 might have been Swinney's best coaching job, as the Tiger mentor guided his team through adversity and attrition to overcome a 2-2 start to finish 10-3 and extend Clemson's streak of consecutive 10-win seasons to 11. Clemson entered that October as one of 28 Power Five teams with two or more losses, yet concluded the season along as one of only two of those 28 programs to finish the season having reached 10 wins.

Swinney's 2021 Tigers played seven one-possession games, one shy of the school record, and went 5-2 in those contests. The squad's success came in spite of tremendous turnover and attrition, as 48 different players earned at least one start, eight more than started in the pandemic-impacted 2020 season. Only 23 Clemson players played in all 13 games, and only four offensive or defensive players started all 13. Between injuries and transfers, Swinney held aloft the 2021 Cheez-It Bowl trophy following a game Clemson finished without the services of 30 scholarship players from its initial fall roster.

A year earlier, Swinney's squad accomplished its "double-double mission" in 2020, going 10-2 in a condensed season to give Clemson 10 consecutive 10-win seasons. Clemson became only the third program in FBS history to accomplish the feat and became the

THE SWINNEY FILE

PLAYING EXPERIENCE

Lettered three years at Alabama (1990-92); also a member of the 1989 team ... member of the 1992 National Championship team ... Academic All-SEC and SEC Scholar-Athlete Honor Roll member in 1990,92.

BOWL PARTICIPATION AS A PLAYER

1990 Sugar Bowl ... 1991 Blockbuster Bowl ... 1991 Fiesta Bowl ... 1993 Sugar Bowl.

EDUCATION

B.S. degree in commerce & business administration from Alabama in 1993 ... master of business administration from Alabama in 1995.

COACHING EXPERIENCE

Graduate assistant coach at Alabama (1993-95) ... wide receivers/tight ends at Alabama (1996) ... tight ends at Alabama (1997) ... wide receivers at Alabama (1998-00) ... wide receivers at Clemson (2003-06) ... assistant head coach/wide receivers at Clemson (2007 - Oct. 13, 2008) ... interim head coach/offensive coordinator at Clemson (Oct. 13 - Dec. 1, 2008) ... head coach at Clemson (2009-21).

BOWL SEASONS AS AN ASSISTANT COACH

1994 Gator Bowl ... 1995 Citrus Bowl ... 1997 Outback Bowl ... 1998 Music City Bowl ... 2000 Orange Bowl ... 2004 Peach Bowl ... 2005 Champs Sports Bowl ... 2006 Music City Bowl ... 2007 Chick-fil-A Bowl.

BOWL SEASONS AS A HEAD COACH

2009 Gator Bowl ... 2009 Music City Bowl ... 2010 Meineke Car Care Bowl ... 2012 Orange Bowl ... 2012 Chick-fil-A Bowl ... 2014 Orange Bowl ... 2014 Russell Athletic Bowl ... 2015 Orange Bowl ... 2015 CFP National Championship Game ... 2016 Fiesta Bowl ... 2016 CFP National Championship Game ... 2018 Sugar Bowl ... 2018 Cotton Bowl ... 2018 CFP National Championship Game ... 2019 Fiesta Bowl ... 2019 CFP National Championship Game ... 2020 Sugar Bowl ... 2021 Cheez-It Bowl.

HEAD COACHING RECORD

150-36 (.806) in 14 seasons (13 full seasons) at Clemson ... 91-19 (.826) in ACC regular-season games at Clemson ... 7-1 (.875) in ACC Championship Games at Clemson ... 11-7 (.611) in bowl games at Clemson.

PERSONAL DATA

Born Nov. 20, 1969 in Birmingham, Ala. ... married to the former Kathleen Bassett ... the couple has three sons (Will, Drew, Clay).

first school to win 10 games in 10 straight seasons as a member of the ACC, as only the final nine of Florida State's record 14-straight 10-win seasons came during the Seminoles' tenure in the ACC.

The pandemic-affected 2020 campaign was a historic one for the Tigers both as a team and individually, as quarterback Trevor Lawrence ascended to become the winningest quarterback in school history (34-2) and running back Travis Etienne added the ACC's all-time rushing crown (4,952 yards) to his arsenal of school and conference records. Etienne's versatility as a rusher and receiver earned him consensus All-American honors as an all-purpose selection, while Lawrence became the second Heisman Trophy finalist in program history, tying Deshaun Watson (second in 2016) for the highest finish in Heisman Trophy voting in school history.

The prolific backfield duo under Swinney's tutelage helped guide Clemson to its sixth consecutive outright conference title with a 34-10 win against Notre Dame in the ACC Championship Game. That day, Clemson and Oklahoma's six-year streaks of outright conference titles made the two programs the first among current Power Five programs to win at least six straight outright titles since Oklahoma (12 from 1948-59) as part of the now-dissolved Big 8 Conference.

The conference title helped Clemson secure its record-tying sixth College Football Playoff berth, becoming the first program ever to reach the postseason tournament in six consecutive seasons. Clemson is 6-4



THE SWINNEY FAMILY - DABO AND WIFE, KATHLEEN, WITH (FROM LEFT TO RIGHT) DREW, CLAY AND WILL.

HOWARD'S

HEAD COACH DABO SWINNEY

all-time in College Football Playoff games, the second-most wins of any program and twice the number of the third-place programs (three, Georgia and Ohio State).

Clemson finished 2020 as the nation's No. 3 ranked squad, the Tigers' sixth consecutive top-four finish in the AP poll. In doing so, Swinney joined Bobby Bowden (13), Pete Carroll (7) and Bud Wilkinson (6) as the only coaches since the AP Poll's inception in 1936 to record six consecutive top-four finishes. In that stretch, Clemson appeared in the top five of 57 consecutive AP Polls, the second-longest streak in poll history.

Clemson entered the third decade of the 21st century in 2020 after he helped author one of the most prolific 10-year periods in the history of the sport. Clemson had a 117-22 record under Swinney's leadership in the 2010s, and the program's 117 wins trailed only Penn (124 in the 1890s) and Alabama (124 in the 2010s) to tie for the third-most in a decade in major college football since 1890. Clemson's 117 wins in 2010s represented the first 100-win decade in Clemson history.

Before a pandemic-shortened season in 2020, Clemson won at least 12 games in five straight seasons from 2015-19, tied for the longest such streak in the modern era and only two seasons shy of Penn's record seven-season streak from 1892-98. Clemson won 69 games in that five-year span, the most in a five-year stretch in the AP Poll era.

In 2019, the Tigers earned their fifth consecutive College Football Playoff berth following their fifth-consecutive ACC title, becoming the first team in college football history to win five straight conference championship games since conference title games were created in 1992.

Clemson posted a 14-1 record that year, earning its fourth appearance in the College Football Playoff National Championship Game in five years. Prior to the season finale, Clemson extended its school-record winning streak to 29 games, tied with Florida State (2012-14) for the longest streak in ACC history and for the 12th-longest in FBS history.

Clemson dominated the vast majority of its 2019 opponents, including an eight-game streak of wins by 30 or more points to break the longest streak in the AP Poll era, surpassing the previous mark of seven games set by 2011 Houston and 1976 Michigan.

At 150-36, Swinney (.806) enters the 2022 season as the winningest active coach by percentage in the FBS among coaches with at least 10 seasons of head coaching experience. With an initial hire date of Oct. 13, 2008, he is the senior member of the ACC's head coaching fraternity and enters 2022 as the ninth-longest-tenured head coach in the FBS.

Clemson's success on the gridiron has been matched by its prowess in the classroom, as prior to the NCAA suspending APR reporting during the COVID-19 pandemic, Clemson was one of only three programs to earn top-10 percent APR recognition from the NCAA in at least nine of the previous 10 years, joining Duke and Northwestern. Clemson was in the top 10 of APR scores and the final top 25 of the AP and USA Today polls from 2011-15, the only FBS program that could make that claim. In 2017, Clemson became the first school to reach the College Football Playoff and finish in the top five of APR scores in the same year.

Clemson also produced the 2018 William V. Campbell Trophy winner (known colloquially as the "Academic Heisman") in Christian Wilkins and won the program's first AFCA Academic Achievement Award. Clemson repeated as AFCA Academic Achievement Award recipients in 2019, becoming the only school in the country to repeat and doing so while appearing in the national championship game in both seasons.

Swinney and Clemson's 2018 season was one for which statistics and superlatives accumulated in historic fashion. The Tigers became the first major college football team in the modern era (and the first since Penn in 1897) to finish a season with a 15-0 record.

The list of "firsts" was long and distinguished. Clemson became the first program to win four consecutive Atlantic Division titles, and with a 42-10 win against

SWINNEY'S COACHING RECORD

Year	School	Position(s)	W-L	Bowl(s)
1993	Alabama	GA	9-3-1	Gator
1994	Alabama	GA	12-1	Citrus
1995	Alabama	GA	8-3	
1996	Alabama	WR,TE	10-3	Outback
1997	Alabama	TE	4-7	
1998	Alabama	WR	7-5	Music City
1999	* Alabama	WR	10-3	Orange
2000	Alabama	WR	3-8	
2003	Clemson	WR	9-4	Peach
2004	Clemson	WR	6-5	
2005	Clemson	WR	8-4	Champs Sports
2006	Clemson	WR	8-5	Music City
2007	Clemson	AHC,WR	9-4	Chick-fil-A
2008	Clemson	AHC,WR	3-3	
	Clemson	IHC	4-2	
	Clemson	HC	0-1	Gator
2009	Clemson	HC	9-5	Music City
2010	Clemson	HC	6-7	Meineke Car Care
2011	* Clemson	HC	10-4	Orange
2012	Clemson	HC	11-2	Chick-fil-A
2013	Clemson	HC	11-2	Orange
2014	Clemson	HC	10-3	Russell Athletic
2015	* Clemson	HC	14-1	Orange, CFPNGC
2016	** Clemson	HC	14-1	Fiesta, CFPNGC
2017	* Clemson	HC	12-2	Sugar
2018	** Clemson	HC	15-0	Cotton, CFPNGC
2019	* Clemson	HC	14-1	Fiesta, CFPNGC
2020	* Clemson	HC	10-2	Sugar
2021	Clemson	HC	10-3	Cheez-It

* - conference champion; ^ - national champion

Years as a full-time college coach (including GA years):27
 Winning seasons:.....27
 Bowl seasons:.....23
 Record as a full-time assistant coach:..... 106-58-1 (.645)
 Record as a head coach:150-36 (.806)
 Record at Clemson (assistant & head coach):...193-61 (.760)



Pittsburgh in the ACC Championship Game, it became the first program to win four straight ACC titles outright.

Clemson's 15 wins included a school-record 12 against teams who finished with winning records. Clemson won by an average margin of 31.1 points per game, the best in the nation and the second-largest in school history, trailing only a 35.3-point average margin in 1900. Among the seasons it passed was a 30.4-point average margin in 1901, a season in which Clemson won one of its five games by a score of 122-0.

Clemson set school records in points (664) and total offense (7,718, also an ACC record). The defense held opponents to 13.1 points per game, leading the country in scoring defense for the first time in school history.

A critical point in the season came four games into the campaign. Following a 49-21 win at Georgia Tech in which true freshman quarterback Trevor Lawrence threw for four touchdowns in reserve, Swinney and the coaching staff elected to name Lawrence the starter, supplanting senior Kelly Bryant, who had led the Tigers to a 16-2 career record as a starter.

With Lawrence leading Swinney's Tigers, Clemson took flight. After a dramatic come-from-behind 27-23 win against Syracuse in which Lawrence exited the game with an injury, Clemson rattled off 10 consecutive wins of 20 points or more to conclude the season, including blowout wins of No. 3 Notre Dame in the Cotton Bowl and No. 1 Alabama in the College Football Playoff National Championship.

Seven players earned first or second-team All-America honors, including a school-record three players who collected consensus honors. The 2018 Tigers produced a team-record 18 All-ACC picks and became the first team to produce the ACC Player of the Year, ACC Offensive Player of the Year, ACC Defensive Player of the Year, ACC Offensive Rookie of the Year and ACC Coach of the Year in a season since Florida State in 1997.

Accolades also accumulated for Swinney, who earned his second career ACC Coach-of-the-Year honor and brought home the Woody Hayes Award as nation-

HEAD COACH DABO SWINNEY



While Clemson was ranked No. 5 in the preseason AP Poll, few expected the Tigers to be ranked No. 1 in both polls and the College Football Playoff ranking entering the bowl season. In fact, Clemson was not even the preseason choice to win the ACC Atlantic Division.

Despite a setback in the Sugar Bowl to the eventual national champion, Alabama, Clemson finished ranked No. 4 in both polls. He was inducted into the Alabama Sports Hall of Fame following the season.

Clemson's school-record six wins over top-25 teams in 2017, also a national best, included a school-record four on opponents' home fields and five away from home. The defense, including three defensive linemen, featured four players who were named All-American, helping Clemson rank in the top four nationally in scoring defense (No. 2) and total defense (No. 4). Clemson led the ACC in the four major defensive categories (scoring, total, rushing, passing), a first in history.

The 2016 Tigers lived up to their hype after compiling a 14-1 record and earning a spot in the College Football Playoff for the second-straight year. Along the way, Clemson knocked off five top-25 foes.

Clemson defeated the top two teams in the national polls in consecutive games in the College Football Playoff at the end of the season. The Tigers blanked Ohio State, 31-0, in the Fiesta Bowl, the first shutout suffered by head coach Urban Meyer in his career and the first for Ohio State since 1993.

The Tigers then earned a rematch with No. 1 Alabama, and for the first time in school history, took down the top-ranked team in a second epic battle with the storied Crimson Tide program. Quarterback Deshaun Watson's touchdown pass to Hunter Renfrow with one second left on the clock gave Clemson a dramatic 35-31 victory in Tampa, Fla. Swinney received the Bear Bryant Award as national coach-of-the-year for the second consecutive season.

Swinney coached Watson to two record-setting seasons in 2015 and 2016. The two-time Heisman Trophy finalist became the first player in FBS history to total 4,000 passing yards and 1,000 rushing yards in a season in 2015, and he followed by setting an ACC record with 41 passing touchdowns in 2016. Watson won both the Davey O'Brien Award and Manning Award in back-to-back seasons.

Swinney guided Clemson to the No. 1 national ranking in every College Football Playoff poll in 2015 and

led the Tigers to their first national championship game appearance under the new format after his team defeated Oklahoma, 37-17, in the 2015 Orange Bowl. The Tigers led Alabama in the fourth quarter of the championship contest, but came up just short (45-40) in an epic game in Glendale, Ariz.

Following the team's 14-1 record and No. 2 final ranking, he was the recipient of 10 national and two ACC Coach-of-the-Year honors.

In 2015, a then-Tiger-record 17 players were named to one of three All-ACC teams, including all five starting offensive linemen for the first time in school history. In 2016, 15 players were honored, including a school-record three first-team All-ACC offensive line selections.

The 2012, 2013 and 2014 seasons were also noteworthy, with three top-15 final rankings.

With a 40-6 Russell Athletic Bowl victory over Oklahoma in 2014, Swinney became the first coach in history to win three bowl games in consecutive seasons over teams whose head coaches had previously won the national title. He upped that mark to five years in a row in 2016.

Clemson capped off the 2013 season with a thrilling 40-35 victory over No. 6 Ohio State in the Orange Bowl. Clemson had an 11-2 record after finishing 7-1 in ACC regular-season games. It marked Clemson's first back-to-back 11-win seasons in school history. For the fourth time in his first five full seasons as head coach, Swinney was a finalist for the Liberty Mutual National Coach of the Year in 2013.

The 2012 season (11-2) was a groundbreaking year for Swinney's Tigers when looking at the overall consistency of the program. The seven conference wins in the regular season were then a school record, while Clemson was co-champion of the ACC Atlantic Division.

With Clemson's thrilling 25-24 win over No. 7 LSU in the 2012 Chick-fil-A Bowl, the Tigers finished the season ranked No. 9 in the USA Today poll. It was Clemson's first top-10 finish in one of the two major polls since 1990. Clemson also reached the 11-win mark for the first time since its 1981 national championship season.

Swinney's 2011 squad, which ended the season ranked No. 22 in the nation, captured Clemson's first ACC title since 1991 when it beat No. 3 Virginia Tech, 38-10, in the ACC Championship Game in Charlotte, N.C. It gave Clemson its first 10-win season since

al coach of the year. Less than a week after winning the national title, he also won the Paul "Bear" Bryant Award, becoming the first three-time winner of the award. Including the 2018 Bryant and Hayes Awards, he has won national coach-of-the-year honors from at least one organization in five of the last nine years.

The 2018 season was preceded by a 2017 campaign in which Clemson was on a mission to prove that it was built to last. Swinney guided the team to a 12-2 record, an ACC title and a College Football Playoff berth despite having only six scholarship seniors and losing players who accounted for 77 percent of the offense during the 2016 national championship season.

MISCELLANEOUS RECORDS UNDER SWINNEY

Clemson's Record When...	2008	2009	2010	2011	2012	2013	2014	2015	2016	2017	2018	2019	2020	2021	Totals
Playing all games	4-3	9-5	6-7	10-4	11-2	11-2	10-3	14-1	14-1	12-2	15-0	14-1	10-2	10-3	150-36
Scoring first	4-2	6-4	5-5	7-3	8-2	10-0	7-2	9-0	9-0	10-0	11-0	11-1	8-1	8-2	113-22
Leading at end of first quarter	4-0	5-2	5-3	5-2	6-2	8-0	6-0	9-1	10-0	8-0	11-0	11-0	9-0	7-1	104-11
Tied at end of first quarter	0-2	3-0	0-1	2-0	1-0	2-1	2-0	2-0	3-1	2-0	3-0	1-1	0-1	1-2	22-9
Trailing at end of first quarter	0-1	1-3	1-3	3-2	4-0	1-1	2-3	3-0	1-0	2-2	1-0	2-0	1-1	2-0	24-16
Leading at halftime	4-1	8-1	5-2	5-0	10-2	8-0	8-1	12-0	13-1	11-0	14-0	12-0	9-0	9-0	128-8
Tied at halftime	0-0	0-0	0-0	3-0	0-0	1-0	1-1	0-1	0-0	0-0	0-0	1-0	0-0	1-1	7-3
Trailing at halftime	0-2	1-4	1-5	2-4	1-0	2-2	1-1	2-0	1-0	1-2	1-0	1-1	1-2	0-2	15-25
Leading at end of third quarter	4-1	7-1	5-1	8-0	9-0	10-0	10-0	13-1	12-1	11-0	14-0	13-0	9-0	9-0	134-5
Tied at end of third quarter	0-0	1-0	0-0	0-0	1-0	0-1	0-1	1-0	0-0	1-1	0-0	1-0	1-0	0-0	5-4
Trailing at end of third quarter	0-2	1-4	1-6	2-4	1-2	1-1	0-2	0-0	2-0	0-1	1-0	0-1	1-1	1-3	11-27
Tied at end of fourth quarter	0-0	1-0	0-1	0-0	0-0	0-0	0-1	0-0	1-0	0-0	0-0	0-0	0-1	0-1	2-4
Totalling more total yards	4-0	8-0	3-3	10-0	10-0	10-1	9-1	13-1	13-1	10-0	13-0	13-0	10-0	7-0	134-7
Totalling more rushing yards	3-0	8-1	4-1	7-1	6-1	8-1	8-1	11-1	9-0	11-0	12-0	12-0	8-0	8-1	116-8
Totalling more passing yards	2-2	6-2	4-5	9-2	8-0	10-1	8-2	11-1	13-1	7-1	11-0	13-0	9-2	5-1	117-20
Totalling more first downs	2-0	5-1	3-3	9-0	10-0	9-0	10-0	13-1	13-1	10-0	13-0	12-0	9-0	8-0	126-6
Winning time of possession	4-1	3-0	4-3	5-0	6-0	2-0	7-1	11-0	10-1	8-0	4-0	7-0	6-0	5-0	83-6
Winning turnover margin	3-1	7-0	4-1	5-0	5-1	9-0	3-1	6-0	6-0	5-1	8-0	11-0	6-0	3-1	81-6
Tying turnover margin	0-1	2-2	0-3	3-0	3-0	2-0	5-1	2-0	3-0	4-0	3-0	0-0	1-0	4-1	32-8
Losing turnover margin	1-1	0-3	2-3	2-4	3-1	0-2	2-1	6-1	5-1	3-1	4-0	3-1	3-2	3-1	37-22
Rushing for 200+ yards	0-0	4-1	3-0	4-0	5-0	2-0	4-0	11-0	6-0	6-0	10-0	10-0	3-0	4-0	72-1
Having a 100+ yard rusher	0-0	2-2	3-3	4-1	3-0	4-1	4-0	9-0	5-0	2-0	8-0	9-0	3-0	3-0	59-7
Passing for 300+ yards	1-0	1-0	0-0	5-2	9-0	9-0	3-1	6-1	8-1	3-0	5-0	6-0	7-2	1-0	64-7
Playing August games	0-0	0-0	0-0	0-0	0-0	1-0	0-1	0-0	0-0	0-0	0-0	1-0	0-0	0-0	2-1
Playing September games	0-0	2-2	2-1	4-0	4-1	3-0	2-1	3-0	4-0	5-0	5-0	4-0	2-0	2-2	42-7
Playing October games	0-1	3-1	2-3	4-1	3-0	3-1	4-0	5-0	4-0	2-1	3-0	3-0	5-0	3-1	44-9
Playing November games	4-1	3-1	2-2	1-2	3-1	3-1	3-1	4-0	3-1	4-0	4-0	4-0	1-1	4-0	43-11
Playing December games	0-0	1-1	0-1	1-0	1-0	0-0	1-0	2-0	2-0	1-0	2-0	2-0	2-0	1-0	16-2
Playing January games	0-1	0-0	0-0	0-1	0-0	1-0	0-0	0-0	1-0	0-1	1-0	0-1	0-1	0-0	3-6

HEAD COACH DABO SWINNEY



an assistant or head coach, the Tigers finished in the top 25 of the polls 15 times and totaled 42 wins over top-25 teams.

Swinney coached his wide receiver position to a level of consistency that had not been seen previously at Clemson. He had a wideout finish first or second in the ACC in catches in five of his six seasons as an assistant coach. In his first season, he had three of the top-10 receivers in the conference, a first in Tiger history.

In his 19 seasons at Clemson, a Tiger wide receiver has earned All-ACC status in 17 of those campaigns, including a first- or second-team All-ACC selection (Derrick Hamilton, Airese Currie, Chansi Stuckey, Aaron Kelly, Jacoby Ford, Sammy Watkins, DeAndre Hopkins, Artavis Scott, Mike Williams, Tee Higgins, Amari Rodgers) in 16 of those 19 seasons. In 2021, three of his protégés (Williams, Higgins and Hunter Renfrow) recorded 1,000-yard seasons in the NFL, while another (Chansi Stuckey) served as wide receivers coach at Big 12 champion Baylor before accepting the wide receivers coach job at Notre Dame for 2022.

The Alabama native has a reputation as one of the top recruiters in the nation. In 2006, he was listed as the No. 5 recruiter in the nation by Rivals. He signed 38 players in his five recruiting seasons as an assistant coach and was a major reason Clemson's 2008 recruiting class was rated No. 2 in the nation by ESPN when he signed 11 players. Clemson's 2020 class finished as a consensus Top 3 class, earning the top ranking from ESPN, a No. 2 rank by Rivals and a No. 3 ranking in the 247 Composite.

When Swinney accepted the interim head coaching position at Clemson on Oct. 13, 2008, he described his feelings as "bittersweet," because he was taking over for Bowden, who had been his first position coach at Alabama in the 1989 season. He had also brought Swinney back to the coaching profession in 2003 and has had a profound effect on his life. Both had followed similar paths as players, as Bowden was a walk-on at West Virginia and Swinney was a walk-on at Alabama.

Swinney received a commerce & business administration degree from Alabama in 1993 after lettering three times (1990-92). A walk-on who went on to earn a scholarship, Swinney was a wide receiver on Alabama's 1992 national championship team. He was also named Academic All-SEC along with being an SEC Scholar-Athlete Honor Roll member in 1990 and 1992.

Along with his appearance in the 1993 Sugar Bowl, his Alabama teams played in the 1990 Sugar Bowl, 1991 Fiesta Bowl and 1991 Blockbuster Bowl. Both Sugar Bowl appearances came after winning the SEC title game.

After his playing career, he was a graduate assistant at Alabama from 1993-95. He received a master's degree in business administration from Alabama in 1995.

He became a full-time assistant coach at Alabama in February 1996 under head coach Gene Stallings and coached a total of five seasons there on a full-time basis. Swinney was assigned to coach the Crimson Tide's wide receivers and tight ends in 1996, a season that saw Alabama win the SEC West Division title. The following year, he solely coached the tight ends.

In 1998, he coached Alabama's wide receivers, a position he held for three years. At the end of 1999, Swinney coached the Crimson Tide in the 2000 Orange Bowl after winning the SEC Championship Game.

During his time at Alabama, Swinney was a part of six teams with double-digit wins, five top-10 finishes, one national title (1992), three SEC championships (1989,92,99) and five SEC West Division titles (1992,93,94,96,99) as a player and coach.

Swinney married the former Kathleen Bassett in 1994. They have three sons, Will, Drew and Clay. Will played for Clemson from 2017-21, appearing in 69 games and holding for 558 career kicking points while also scoring two touchdowns of his own. Drew and Clay are both members of the 2022 Tiger football team.

1990. For his efforts, Swinney was named Bobby Dodd National Coach of the Year in 2011 to become the first Tiger head coach to win a national coach-of-the-year award since Ford in 1981.

In 2010, Swinney became just the second Tiger coach to lead Clemson to a bowl game in his first two full years as head coach, joining his predecessor, Tommy Bowden. The 2010 schedule was one of the most challenging in school history, as nine bowl teams were on the regular-season slate and two of the four non-conference opponents were ranked in the top 25.

In 2009, Swinney's first full season as head coach at Clemson, he led the Tigers to their first title of the ACC Atlantic Division. The Tigers came just six points short of winning their first ACC title in 18 years. Swinney was named ACC Coach of the Year by Sporting News and was a finalist for the Liberty Mutual Coach of the Year.

In October 2008, Swinney was named Clemson's interim head coach, replacing Bowden, who had been his position coach as a player at Alabama and was Clemson's head coach since 1999. He led the Tigers to a 4-2 record during the rest of the 2008 regular season, including a win over South Carolina in the regular-season finale to earn a Gator Bowl bid against Nebraska.

On Dec. 1, 2008, his interim tag was removed and he was named the program's head coach. At the time, there had been 28 interim head coaches at the FBS level since 1970, and those coaches had combined for a 26-86-2 record. Only one of those 28 interim coaches posted a winning record, and that was Swinney. When he was hired as head coach, he became just the second interim coach to be elevated to the head coach position at the same school during that time period.

Swinney hit the ground running in his first week as interim head coach, as he prepared for a 5-1 Georgia Tech team. He had to reorganize his staff and regroup his team and the fanbase in just five days. While the Tigers lost by four points, he accomplished many goals

in that first week through his outstanding leadership. One of the most impressive demonstrations of unity came during the team's "Tiger Walk," which has since become a staple of Clemson's game day routine for both the team and fans.

Swinney has demonstrated his dedication to the community through Dabo's All In Team Foundation. Since 2009, the Swinney family and Dabo's All In Team Foundation have given more than \$7.8 million back to communities and programs in the state. In its inaugural year, the foundation made the first contribution to the cancer fund established for former Boston College linebacker Mark Herzlich, and many schools followed its lead during the remainder of the season.

In 2021, the foundation distributed roughly \$1.2 million in financial support to their core focus areas, with \$800,000 of that being distributed to more than 200 deserving organizations and non-profits through the foundation's grant program. In 2019, the foundation awarded a record \$1,082,000 in grant funding to more than 165 and raised \$400,000 for breast cancer research and prevention during the organization's annual Ladies Clinic. The foundation's efforts went virtual in the midst of the COVID-19 pandemic in 2020, as the organization's ALL IN Virtual Fundraising Event alone raised nearly \$1 million for organizations and efforts in South Carolina.

Swinney was named as the honorary coach for the 2019 Allstate AFCA Good Works Team, an honor for which Watson, a former Good Works Team selection, returned to Clemson to surprise Swinney during a team meeting. In the spring of 2021, Swinney accepted the Uncommon Award from Pro Football Hall of Fame Coach Tony Dungy, who presents the honor annually to figures in football who "take the tough road, follow a higher calling and set a higher standard."

The 1993 Alabama graduate joined the Clemson staff prior to the 2003 season. In his first 19 years as

HEAD COACH DABO SWINNEY BY THE NUMBERS

WINNINGEST COACHES BY PERCENTAGE (NCAA FBS HISTORY, MIN. 10 YEARS)

Rk	Coach	Seasons	Record	Pct.
1.	Knute Rockne	13	105-12-5	.881
2.	Frank Leahy	13	107-13-9	.864
3.	Urban Meyer	17	187-32-0	.854
4.	George Woodruff	12	142-25-2	.846
5.	Barry Switzer	16	157-29-4	.837
6.	Tom Osborne	25	255-49-3	.836
7.	Fielding Yost	30	198-35-12	.833
8.	Percy Haughton	13	96-17-6	.832
9.	Bob Neyland	21	173-31-12	.829
10.	Bud Wilkinson	17	145-29-4	.826
11.	Jock Sutherland	20	144-28-14	.812
12.	Dabo Swinney	14	150-36-0	.806
13.	Bob Devaney	16	136-30-7	.806
14.	Nick Saban	26	269-67-1	.800
15.	Bob Stoops	18	191-48-0	.799

FEWEST GAMES TO REACH 150 WINS (NCAA FBS HISTORY)

Rk	Coach	School(s)	Games
1.	Urban Meyer	BGSU, Utah, Fla., Ohio St.	176
2.	Gil Dobie	NDSU, Wash., Navy, Cornell, BC	180
3.	Barry Switzer	Oklahoma	180
4.	Fielding Yost	OWU, Neb., KU, SJSU, Stan., Mich.	184
	Joe Paterno	Penn St.	184
6.	Dabo Swinney	Clemson	186
7.	Tom Osborne	Nebraska	187
	Bob Stoops	Oklahoma	187
9.	Bob Neyland	Tennessee	189
10.	Frank Kush	Arizona State	190
11.	Wallace Wade	Alabama, Duke	193
12.	Bo Schembechler	Miami (Ohio), Michigan	194
13.	Steve Spurrier	Duke, Florida, South Carolina	197
14.	Howard Jones	Cuse, Yale, Ohio St., Iowa, Duke, USC	198
15.	Dan McGugin	Vanderbilt	200
	Darrell Royal	Mississippi St., Washington, Texas	200

Note: Includes victories at all levels recognized by the NCAA.

MOST WINS IN FIRST 15 SEASONS (NCAA FBS HISTORY)

Rk	Coach	School(s)	Wins
1.	Urban Meyer	BGSU, Utah, Fla., Ohio St.	165
2.	Bob Stoops	Oklahoma	160
3.	Dabo Swinney	Clemson	150
4.	Barry Switzer	Oklahoma	149
5.	Tom Osborne	Nebraska	147
6.	Mark Richt	Georgia	145
7.	Steve Spurrier	Duke, Florida	142
8.	Joe Paterno	Penn St.	141
9.	Les Miles	Oklahoma St., LSU	140
	Paul Johnson	Ga. Southern, Navy, Georgia Tech	140

Note: 2022 will be Swinney's 15th season, including a partial season in 2008.

WINNING PCT. BY ACTIVE FBS HEAD COACHES (MIN. 10 YEARS)

Rk	Coach, School	Record	Pct.
1.	Dabo Swinney, Clemson	150-36-0	.806
2.	Nick Saban, Alabama	269-67-1	.800
3.	Jimbo Fisher, Texas A&M	117-37-0	.760
4.	Lance Leipold, Kansas	148-49-0	.751
5.	Brian Kelly, LSU	263-96-2	.731

Notes: Records reflect results at all levels

CAREER WINS (ACTIVE FBS HEAD COACHES)

Rk	Coach, School	Wins
1.	Nick Saban, Alabama	269
2.	Mack Brown, North Carolina	265
3.	Brian Kelly, LSU	263
4.	Kirk Ferentz, Iowa	190
5.	Willie Fritz, Tulane	185
6.	Chris Creighton, Eastern Michigan	176
7.	Terry Bowden, Louisiana-Monroe	174
8.	Jerry Kill, New Mexico State	158
9.	Dabo Swinney, Clemson	150
	Mike Leach, Mississippi State	150

Notes: Includes victories across all levels of college football

COACHES WITH SIX OR MORE FINAL FOURS (FOOTBALL & MEN'S BASKETBALL)

Coach, School (Sport)	Final Fours*	Record*	Pct.
Mike Krzyzewski, Duke (MBB)	13	14-8	.636
^John Wooden, UCLA (MBB)	12	21-3	.875
Dean Smith, UNC (MBB)	11	7-9	.438
Roy Williams, Kansas/UNC (MBB)	9	9-6	.600
Tom Izzo, Michigan State (MBB)	8	3-7	.300
Nick Saban, Alabama (FB)	7	9-4	.692
^Dabo Swinney, Clemson (FB)	6	6-4	.600
Denny Crum, Louisville (MBB)	6	4-4	.500
Adolph Rupp, Kentucky (MBB)	6	9-2	.818

* - Men's Basketball Final Four or College Football Playoff

^ - indicates streak of at least six consecutive Final Fours

MOST CONSECUTIVE TOP-FOUR FINISHES (AP POLL SINCE 1936)

Rk	School	Head Coach(es)	Seasons	Streak
1.	Florida State	Bobby Bowden	1987-00	13
2.	USC	Pete Carroll	2002-08	7
	Miami (Fla.)	Jimmy Johnson	1986-88	7
		Dennis Erickson	1989-92	7
4.	Clemson	Dabo Swinney	2015-20	6
	Oklahoma	Bud Wilkinson	1952-57	6

CAREER HEAD COACHING VICTORIES (ACC HISTORY)

Rk	Coach, School(s)	Wins
1.	Bobby Bowden, Florida State	173
2.	Dabo Swinney, Clemson	150
3.	George Welsh, Virginia	134
4.	Frank Beamer, Virginia Tech	113
5.	Bill Dooley, North Carolina & Wake Forest	98

Note: Only counts seasons in which the programs competed as members of the ACC

TOP OVERALL WINNING PERCENTAGE IN ACC HISTORY (MIN. 3 SEASONS)

Rk	Coach, School(s)	Record	Pct.
1.	Dabo Swinney, Clemson	150-36-0	.806
2.	Jimbo Fisher, Florida State	83-23-0	.783
3.	Bobby Bowden, Florida State	173-53-1	.764
4.	Danny Ford, Clemson	96-29-4	.760
5.	Lou Holtz, NC State	33-12-3	.719

MOST ACC CHAMPIONSHIPS (ALL-TIME)

Rk	Coach, School(s)	Titles
1.	Bobby Bowden, Florida State	12
2.	Dabo Swinney, Clemson	7
3.	Frank Howard, Clemson	6

Bill Murray, Duke	6
5. Danny Ford, Clemson	5
Earl Edwards, NC State	5

LONGEST-TENURED FBS HEAD COACHES (BY HIRE DATE)

Rk	Coach, School	Hire Date
1.	Kirk Ferentz, Iowa	Dec. 2, 1998
2.	Kyle Whittingham, Utah	Dec. 9, 2004
3.	Mike Gundy, Oklahoma State	Jan. 3, 2005
4.	Rick Stockstill, Middle Tennessee State	Dec. 12, 2005
5.	Pat Fitzgerald, Northwestern	July 7, 2006
6.	Troy Calhoun, Air Force	Dec. 22, 2006
7.	Nick Saban, Alabama	Jan. 3, 2007
8.	Ken Niumatalolo, Navy	Dec. 8, 2007
9.	Dabo Swinney, Clemson	Oct. 13, 2008
10.	David Shaw, Stanford	Dec. 13, 2011

HEAD COACHES SINCE 2009 (CURRENT ACC PROGRAMS)

Rk	School	No.	Coach(es)
1.	Clemson	1	Swinney
2.	Duke	2	Cutcliffe, Elko
	Georgia Tech	2	Johnson, Collins
	NC State	2	O'Brien, Doeren
	Wake Forest	2	Grobe, Clawson
6.	Virginia Tech	3	Beamer, Fuente, Pry
	Boston College	3	Spaziani, Addazio, Hafley
	Syracuse	3	Shafer, Marrone, Babers
9.	Virginia	4	Groh, London, Mendenhall, Elliott
	Florida St.	4	Bowden, Fisher, Taggart, Norvell
	Louisville	4	Kragthorpe, Strong, Petrino, Satterfield
	North Carolina	4	Davis, Withers, Fedora, Brown
	Pittsburgh	4	Wannstedt, Graham, Chryst, Narduzzi
14.	Miami (Fla.)	5	Shannon, Golden, Richt, Diaz, Cristobal

Note: Full-time head coaches

HEAD COACHES SINCE 2009 (ALL-TIME CFP PARTICIPANTS)

Rk	School	No.	Coach(es)
1.	Clemson	1	Swinney
	Alabama	1	Saban
3.	Georgia	2	Richt, Smart
	Michigan State	2	Dantonio, Tucker
5.	LSU	3	Miles, Orgeron, Kelly
	Michigan	3	Rodriguez, Hoke, Harbaugh
	Notre Dame	3	Weis, Kelly, Freeman
	Oklahoma	3	Stoops, Riley, Venables
	Washington	3	Sarkisian, Petersen, Lake, DeBoer
10.	Cincinnati	4	Kelly, Jones, Tuberville, Fickell
	Florida State	4	Bowden, Fisher, Taggart, Norvell
	Ohio State	4	Tressel, Fickell, Meyer, Day
	Oregon	4	Kelly, Helfrich, Cristobal, Lanning

Note: Full-time head coaches

MOST TOTAL YEARS WITH CURRENT PROGRAM (ACTIVE FBS HEAD COACHES)

Rk	Coach	School	HC Years	Total Years
1.	Kirk Ferentz	Iowa	24	33
2.	Kyle Whittingham	Utah	18	28
	Mike Gundy	Oklahoma State	18	28
4.	Ken Wilson	Nevada	1	25
5.	Ken Niumatalolo	Navy	16	24
6.	Pat Fitzgerald	Northwestern	17	22
7.	Dabo Swinney	Clemson	15	20
	Troy Calhoun	Air Force	16	20

SWINNEY'S RECORDS VS. OPPONENTS

Opponent	W	L	Win %	CU	Opp.
Alabama	2	2	.500	125	116
App State	1	0	1.000	41	10
Auburn	4	1	.800	121	89
Ball State	1	0	1.000	52	27
Boston College	13	1	.9239	447	215
Charlotte	1	0	1.000	52	10
Coastal Carolina	1	0	1.000	49	3
Duke	3	0	1.000	122	33
Florida State	8	5	.615	408	339
Furman	2	0	1.000	89	14
Georgia	1	2	.333	62	90
Georgia Southern	1	0	1.000	38	7
Georgia State	1	0	1.000	28	0
Georgia Tech	10	5	.667	511	317
Iowa State	1	0	1.000	20	13
Kent State	1	0	1.000	56	3

Kentucky	1	0	1.000	21	13
Louisville	7	0	1.000	284	141
LSU	1	1	.500	50	66
Maryland	4	1	.800	193	113
Miami (Fla.)	4	1	.800	199	87
Middle Tennessee	1	0	1.000	37	14
NC State	10	2	.833	434	268
Nebraska	0	1	.000	21	26
North Carolina	4	1	.800	191	151
North Texas	1	0	1.000	35	10
Notre Dame	3	1	.750	128	82
Ohio State	3	1	.750	128	107
Oklahoma	2	0	1.000	77	23
Pittsburgh	2	2	.500	153	97
Presbyterian	1	0	1.000	58	21
South Carolina	8	5	.615	388	273
South Carolina State	4	0	1.000	233	23

South Florida	0	1	.000	26	31
Syracuse	8	1	.889	312	138
TCU	0	1	.000	10	14
Texas A&M	2	0	1.000	52	36
The Citadel	3	0	1.000	162	9
Troy	2	0	1.000	73	43
UCConn	1	0	1.000	44	7
Virginia	5	0	1.000	209	74
Virginia Tech	6	0	1.000	217	102
Wake Forest	13	0	1.000	527	167
West Virginia	0	1	.000	33	70
Wofford	3	0	1.000	143	51
Totals	150	36	.806	6659	3543

Note: Dabo Swinney took over as head coach on Oct. 13, 2008. The last seven games of 2008 are credited to his record; **bold** denotes 2022 opponent.

SUPERLATIVES UNDER DABO SWINNEY

TEAM

Category	Clemson Team High	Opponent Team High
Total Offense	754 vs. NC State, 11-17-12	667 by Florida State, 9-22-12
Plays	102 vs. NC State, 11-17-12	99 by Louisville, 10-1-16
Yards Per Play	11.6 vs. Louisville, 11-3-18	8.9 by Florida State, 9-22-12
Rushing Yards	492 vs. Louisville, 11-3-18	383 by Georgia Tech, 10-29-11
Carries	63 vs. Miami (Fla.), 10-24-15	67 by Georgia Tech, 10-29-11
Yards Per Carry	13.3 vs. Louisville, 11-3-18	8.0 by Georgia, 8-30-14
Rushing Touchdowns	7 vs. South Carolina, 11-24-18	5 by Florida State, 9-22-12
		5 by Georgia, twice
Passing Yards	580 vs. Pittsburgh, 11-12-16	510 by South Carolina, 11-26-16
Completions	52 vs. Pittsburgh, 11-12-16	32 by West Virginia, 1-4-12
		32 by South Carolina, 11-26-16
		32 by NC State, 9-25-21
		53 by NC State, 11-17-12
		77.1 by Florida State, 9-22-12
Passing Attempts	70 vs. Pittsburgh, 11-12-16	257.6 by Ohio State, 1-1-21
Completion % (min. 10 comp.)	83.3 vs. South Carolina, 11-26-16	6 by West Virginia, 1-4-12
	83.3 vs. Wake Forest, 10-6-18	6 by Ohio State, 1-1-21
Passing Efficiency (min. 10 comp.)	236.1 vs. Virginia, 12-7-19	94 by Florida State, 10-19-13
Passing Touchdowns	7 vs. Georgia Tech, 10-17	31 by West Virginia, 1-4-12
		31 by Louisville, 10-1-17
Longest Pass	96 vs. Virginia, 11-2-13	10 by West Virginia, 1-4-12
First Downs	40 vs. South Carolina, 11-26-16	70 by West Virginia, 1-4-12
		4 by many (4)
Total Touchdowns	11 vs. Louisville, 11-3-18	57.7 by Wake Forest, 11-16-19
Points	77 vs. Louisville, 11-3-18	41:52 by North Texas, 9-4-10
Field Goals	6 vs. Boston College, 9-19-09	16 by Florida State, 10-27-18
Punting Average (min. 3 punts)	52.7 vs. Miami (Fla.), 10-10-20	135 by Miami (Fla.), 10-10-21
Time of Possession	39:37 vs. Florida State, 10-12-19	6 by North Carolina, 10-22-11
Penalties	15 vs. Ohio State, 1-3-14	11 by many (3)
Penalty Yards	144 vs. Ohio State, 1-3-14	66.7 by Florida State, 10-19-13
Turnovers	6 vs. many (3)	85 by Georgia Tech, 9-10-09
Third-Down Conversions	14 vs. Auburn, 9-17-11	290 by North Carolina, 10-22-11
Third-Down Conversion %	87.5 vs. Louisville, 11-3-18	147 by Georgia Tech, 11-15-14
Punt Return Yards	135 vs. Middle Tennessee, 9-5-09	4 by Georgia Tech, 10-18-08
Kickoff Return Yards	248 vs. Maryland, 10-15-11	
Interception Return Yards	105 vs. Virginia Tech, 12-3-11	
Interceptions By Defense	4 vs. South Carolina, 11-29-08	
	4 vs. Syracuse, 10-5-13	
	4 vs. Pittsburgh, 11-28-20	
Fumble Return Yards	66 vs. Virginia Tech, 12-5-20	103 by West Virginia, 1-4-12
Sacks	11 vs. Auburn, 9-9-17	7 by Georgia, 9-4-21

INDIVIDUAL

Category	Clemson Individual Best	Opponent Individual Best
Total Offense	588 by Deshaun Watson vs. Pittsburgh, 11-12-16	490 by Jake Bentley (South Carolina), 11-24-18
Rushing Yards	233 by C.J. Spiller vs. Georgia Tech, 12-5-09	198 by Todd Gurley (Georgia), 8-30-14
Carries	30 by Roderick McDowell vs. Maryland, 10-26-13	37 by Montel Harris (Boston College), 10-30-10
	30 by Wayne Gallman vs. Auburn, 9-3-16	
Rushing Touchdowns	4 by C.J. Spiller vs. Georgia Tech, 12-5-09	4 by Dalvin Cook (Florida State), 10-29-16
Longest Carry	90 by Travis Etienne vs. Georgia Tech, 8-29-19	82 by Anthony Allen (Georgia Tech), 9-10-09
Passing Yards	580 by Deshaun Watson vs. Pittsburgh, 11-12-16	510 by Jake Bentley (South Carolina), 11-24-18
Completions	52 by Deshaun Watson vs. Pittsburgh, 11-12-16	32 by Geno Smith (West Virginia), 1-4-12
		32 by Jake Bentley (South Carolina), 11-24-18
		32 by Devin Leary (NC State), 9-25-21
		53 by Mike Glennon (NC State), 11-17-12
Passing Attempts	70 by Deshaun Watson vs. Pittsburgh, 11-12-16	77.1 by EJ Manuel (Florida State), 9-22-12
Completion % (min. 10 comp.)	95.0 by Cole Stoudt vs. SC State, 9-7-13	257.6 by Justin Fields (Ohio State), 1-1-21
Passing Efficiency (min. 10 comp.)	261.9 by Tajh Boyd vs. Syracuse, 10-5-13	6 by Geno Smith (West Virginia), 1-4-12
Passing Touchdowns	6 by Deshaun Watson vs. North Carolina, 9-27-14	6 by Justin Fields (Ohio State), 1-1-21
	6 by Deshaun Watson vs. South Carolina, 11-26-16	14 by Emezie Emezie (NC State), 9-25-21
Receptions	16 by Sammy Watkins vs. Ohio State, 1-3-14	219 by Tobias Palmer (NC State), 11-17-12
Receiving Yards	227 by Sammy Watkins vs. Ohio State, 1-3-14	4 by Tavon Austin (West Virginia), 1-4-12
Receiving Touchdowns	3 by many (4), many times (6)	496 by Tobias Palmer (NC State), 11-17-12
All-Purpose Yards	345 by Sammy Watkins vs. Maryland, 10-15-11	4 by Tavon Austin (West Virginia), 1-4-12
Total Touchdowns	4 by C.J. Spiller vs. Georgia Tech, 12-5-09	4 by Todd Gurley (Georgia), 8-30-14
		4 by Dalvin Cook (Florida State), 10-29-16
Points	24 by C.J. Spiller vs. Georgia Tech, 12-5-09	24 by Tavon Austin (West Virginia), 1-4-12
		24 by Todd Gurley (Georgia), 8-30-14
		24 by Dalvin Cook (Florida State), 10-29-16
		4 by many (4)
Field Goals	6 by Richard Jackson vs. Boston College, 9-19-09	64.8 by Nolan Cooney (Syracuse), 10-24-21
Punting Average (min. 3 punts)	53.6 by Will Spiers vs. Syracuse, 10-24-20	85 by Jerrard Tarrant (Georgia Tech), 9-10-09
Punt Return Yards	119 by C.J. Spiller vs. Boston College, 9-19-09	277 by Tobias Palmer (NC State), 11-17-12
Kickoff Return Yards	207 by Sammy Watkins vs. Maryland, 10-15-11	85 by Jamal Golden (Georgia Tech), 11-15-14
Interception Return Yards	86 by Van Smith vs. Ohio State, 12-31-16	2 by Morgan Burnett (Georgia Tech), 10-18-08
Interceptions	2 by many (6), many times (8)	2 by Jemea Thomas (Georgia Tech), 10-29-11
		2 by Jaire Alexander (Louisville), 10-1-16
		2 by Decobie Durant (SC State), 9-11-21
Fumble Return Yards	66 by Derion Kendrick vs. Virginia Tech, 12-5-20	99 by Darwin Cook (West Virginia), 1-4-12
Tackles	19 by Baylon Spector vs. NC State, 9-25-21	23 by Cole Farrand (Maryland), 10-26-13
Tackles For Loss	6 by Andre Branch vs. Virginia Tech, 10-1-11	4.5 by Jadeveon Clowney (South Carolina), 11-24-12
		4.5 by Brian Burns (Florida State), 11-11-17
Sacks	4 by Andre Branch vs. Virginia Tech, 10-1-11	4.5 by Jadeveon Clowney (South Carolina), 11-24-12
	4 by Austin Bryant vs. Auburn, 9-9-17	

* - in teams' own territory; Note: Teams' "points" and "total touchdowns" include defensive and special teams' points; **bold** denotes a Clemson home game.

FOOTBALL ADMINISTRATION



WOODY McCORVEY

- CHIEF OF STAFF
- 21ST SEASON ON CLEMSON STAFF
- ALABAMA STATE '72

Woody McCorvey has been a significant part of the two greatest eras in Tiger football. In the 1980s he was on the staff of hall of fame coach Danny Ford, and helped Clemson to a 60-19-3 record, three ACC titles and four bowl wins. He was on the staff of five Clemson teams that finished in the final top 20 of the AP poll.

Now in his second stint at Clemson, Dabo Swinney would be the first to say how important he has been in contributing to Clemson's recent run of 11 consecutive 10-win seasons.

"He is my national security advisor," said Swinney. "My experience with him dates to my days as a player at Alabama when he was my position coach. He coached at Clemson in the 1980s under Danny Ford and knows all about our winning tradition."

The 2022 season is his 45th in college football as either a coach or an administrator. He returned to Clemson for the 2009 season, Swinney's first full year, and he has helped him bring the Tigers to a level of consistent excellence that culminated in national championships following the 2016 and 2018 seasons.

With Ford's induction in 2017, McCorvey has now worked for three coaches in the College Football Hall of Fame. He has also been in significant coaching roles with Gene Stallings and Phil Fulmer. He has worked for four national championship coaches in Ford, Fulmer, Stallings and Swinney.

Swinney has a 146-33 record as head coach since McCorvey joined his staff. That includes eight wins over top-10 teams in bowl games in the last 10 years. The Tigers have won seven ACC titles, eight division titles (plus an additional championship berth in a divisionless season in 2020) and posted 11 bowl wins in 13 years.

McCorvey serves as the primary liaison between Swinney and the athletic and IPTAY administrations. He also oversees the management of the football administrative offices and has served as a key point of contact for NFL administrators and personnel as Clemson has expanded its pipeline to the pros.

He supervises the football budget and works with the academic staff to oversee that important area. Prior to the NCAA suspending APR reporting in the COVID-19 pandemic, Clemson finished in the top-10 percent of all FBS programs in APR scores in nine of the previous 10 years, one of only three schools to make that claim.

As a Clemson wide receivers and tight ends coach from 1983-89, he recruited future Pro Bowlers Donnell Woolford and Chester McGlockton. He also coached NFL players Keith Jennings and K.D. Dunn.

McCorvey coached at the Division I level for 26 years and went to a bowl game 17 of those seasons. He coached or signed 36 players who went on to a professional football career as well.

McCORVEY'S COACHING EXPERIENCE

Year(s)	School	Location
1972-77	Tate High School	Pensacola, Fla.
1978	North Carolina Central	Durham, N.C.
1979-82	Alabama A&M	Huntsville, Ala.
1983-89	Clemson	Clemson, S.C.
1990-97	Alabama	Tuscaloosa, Ala.
1998	South Carolina	Columbia, S.C.
1999-04	Tennessee	Knoxville, Tenn.
2004-08	Mississippi State	Starkville, Miss.

From 1990-08, he coached in the SEC every year, including each of the last five seasons at Mississippi State, where he served as assistant head coach and offensive coordinator in addition to coaching the quarterbacks. He was a big reason it won eight games, including wins over Auburn, Alabama, and Mississippi, in 2007. He also coached 2010 NFL draft pick Anthony Dixon.

McCorvey coached at Tennessee for five years (1999-03). With him heading the running game, the Volunteers had a 46-14 record. He helped guide Tennessee to the 2000 Fiesta Bowl, 2001 Cotton Bowl, 2002 Citrus Bowl, and 2002 and 2003 Peach Bowls.

Tennessee won three consecutive New Year's Day Bowl games from 2000-02 as well.

Under McCorvey's leadership, Tennessee maintained the school's reputation of having an outstanding rushing attack. The Volunteers led the SEC in rushing in 1999, averaging 191.3 yards per game. His work helped tailback Travis Stephens pace the SEC in rushing yards (1,464) in 2001.

One year prior, McCorvey helped tailback Travis Henry finish second in the league and 14th in the nation in rushing yards (1,314). Another of his protegés was Jamal Lewis, who finished in the top five on the Tennessee career rushing list and was the No. 5 overall pick of the 2000 NFL draft. Lewis had an All-Pro career in the NFL.

Prior to joining the staff at Tennessee, McCorvey worked one season at South Carolina, where he served as the wide receivers coach in 1998 under former Tiger assistant coach Brad Scott.

McCorvey took the South Carolina job following an eight-year stay at Alabama from 1990-97. He served seven seasons as its wide receivers coach and the 1996 campaign as offensive coordinator. He was the assistant head coach in 1997 as well.

Alabama had five top-25 final rankings in his tenure, including three seasons in the top five. The Crimson Tide won the 1992 national title with McCorvey serving as wide receivers coach and Swinney as one of his student-athletes. That season culminated with a 34-13 win over heavily-favored Miami (Fla.) in the Sugar Bowl. Current Clemson Director of Football Scouting Danny Pearman was also on that staff.

During the 1990-96 era, Alabama had a 70-16-1 record and played in six bowl games. With McCorvey at the controls of the offense in 1996, Alabama was 10-3, including a win over Michigan in the Outback Bowl.

Alabama's players flourished under his guidance. As offensive coordinator, running back Shaun Alexander established many school records and later went on to a Pro Bowl career with the Seattle Seahawks. In 1993, David Palmer established school records for catches and receiving yards along with earning first-team All-America honors. Palmer was third in the Heisman Trophy balloting, the highest finish in history for an Alabama player at the time.

From 1979-82, he served as an assistant coach at Alabama A&M and helped that program to the No. 6 rushing offense in Division II in 1981 after finishing 11th in the nation in scoring offense in 1980. McCorvey began his college coaching career at North Carolina Central in 1978.

McCorvey began his coaching career with a six-year stint (1972-77) at J.M. Tate Senior High School in Florida. A quarterback at Alabama State from 1968-71, McCorvey earned his bachelor's degree from Alabama State in 1972 and a master's degree from West Florida in 1977.

He was the recipient of the 2015 AFCA Outstanding Achievement Award for his contributions to college football. In 2013, he was on the Rose Bowl Advisory Committee and returned to that role in 2017. He was a member of the College Football Playoff Advisory Committee in 2014-15 as well.

In 2010, he was inducted into the Atmore (Ala.) Hall of Fame. He was inducted into the Alabama Sports Hall of Fame as part of a 2020 class that included Sylvester Croom, with whom he coached at Mississippi State. He added recognition as an Alabama Football Legend from the Camellia Bowl in 2021.

The Atmore, Ala. native is married to the former Ann Brown. The couple has a son, Marlon, daughter-in-law Brooke, and grandson, Beau.



ASSISTANT COACHES



MIKE REED

- ASSISTANT HEAD COACH • SPECIAL TEAMS COORDINATOR • CORNERBACKS
- 10TH SEASON ON CLEMSON STAFF
- BOSTON COLLEGE '94

- In nine years on staff, he has helped the Tigers to a 110-15 record and four national championship game appearances, including national titles in 2016 and 2018.
- Guided starting cornerbacks Andrew Booth Jr. and Mario Goodrich to first-team All-ACC honors in 2021, becoming the first pair of cornerbacks from a single school to sweep first-team honors since North Carolina's Dre Bly and Robert Williams in 1997.
- Helped Clemson finish first in the ACC and second in the nation in scoring defense in 2021, allowing only 14.8 points per game. Clemson's pass defense finished fifth in the nation in opponent passer rating (110.07).
- Placed two cornerbacks on the 2020 All-ACC team, as Derion Kendrick earned first-team honors and Booth earned a second-team selection as the defensive backfield helped Clemson to a sixth consecutive ACC title and College Football Playoff berth.
- Shared 2019 FootballScoop Defensive Backs Coach of the Year honors with Safeties Coach Mickey Conn, as Reed's corners helped Clemson finish third in the nation in scoring defense (13.5 points per game) and fourth in the nation in total defense (288.3 yards per game) in 2019, ranking second in opponent passer rating (105.37) and fourth in the country in passing yards allowed per game (172.3).
- Produced two All-ACC selections in 2019, as A.J. Terrell earned a first-team selection, while Kendrick earned a second-team selection after transitioning to the position only six months prior to the season.
- Placed both 2018 starting corners on the All-ACC team, including Trayvon Mullen's second-team selection and Terrell's third-team nod. Helped both play major roles in Clemson's 44-16 National Championship Game win, as Terrell opened the scoring on a pick-six, and

THE REED FILE

PLAYING EXPERIENCE

Played at Boston College from 1991-94 ... All-ECAC selection and a Second-Team All-Big East Conference pick in 1993 ... one of four co-captains on the 1994 team.

BOWL PARTICIPATION AS A PLAYER

1993 Hall of Fame Bowl ... 1994 Carquest Bowl ... 1994 Aloha Bowl.

EDUCATION

Degree in communications with a minor in secondary education from Boston College in 1994.

PERSONAL DATA

Born Aug. 16, 1972 ... he and his wife, Kimberley, have two daughters, Michaela Rae and Milan Skye.

Mullen earned Defensive MVP honors with six tackles, an interception, a sack and a caused fumble.

- Contributed to Clemson's 2018 defense leading the nation in scoring defense (13.1 points per game) for the first time in school history.
- His cornerbacks helped Clemson rank fifth in the nation in pass efficiency defense (106.9) in 2017.
- Coached two First-Team All-ACC defensive backs in Jadar Johnson and Cordrea Tankersley in 2016.
- His defensive backs contributed to the 2015 Tigers ranking fourth in the nation in third-down defense.
- Coached first-team All-ACC cornerback Mackensie Alexander, second-team All-ACC safety Jayron Kearse and third-team All-ACC cornerback Cordrea Tankersley in 2015 en route to being named FootballScoop Defensive Backs Coach of the Year.
- Helped the 2014 squad lead the nation in total defense (260.8), while also ranking in the top five in

REED'S COACHING RECORD

Year	School	Position(s)	W-L	Bowl(s)
2000	Richmond	WR,TE,DB	10-3	
2001	Richmond	WR,TE,DB	3-8	
2002	Philadelphia Eagles	DB,ST	12-4	
2003	Philadelphia Eagles	QC	12-4	
2004	Philadelphia Eagles	QC	13-3	
2005	Philadelphia Eagles	QC	6-10	
2006	Philadelphia Eagles	QC	10-6	
2007	NC State	DB	5-7	
2008	NC State	DB	6-7	PapaJohns.com
2009	NC State	DB	5-7	
2010	NC State	DB	9-4	Champs Sports
2011	NC State	DB	8-5	Belk
2012	NC State	DB	7-6	Music City
2013	Clemson	DB	11-2	Orange
2014	Clemson	DB	10-3	Russell Athletic
2015	Clemson	DB	14-1	Orange, CFPNGC
2016	Clemson	DB	14-1	Fiesta, CFPNGC
2017	Clemson	CB	12-2	Sugar
2018	Clemson	CB	15-0	Cotton, CFPNGC
2019	Clemson	CB	14-1	Fiesta, CFPNGC
2020	Clemson	CB	10-2	Sugar
2021	Clemson	CB	10-3	Cheez-It

Years as a full-time college coach:	17
Winning seasons:	13
Bowl seasons:	13
Record as an assistant coach:	163-62 (.724)
Record at Clemson:	110-15 (.880)

many other statistical categories. Coached first-team All-ACC cornerback Garry Peters that season.

- His defensive backs combined for 15 interceptions in 2013. Bashaud Breeland, who had a team-tying-high four interceptions and 74 tackles, was a second-team All-ACC selection and a fourth-round draft pick.
- His defensive backs helped Clemson finish 10th in the nation in turnovers forced (30) in 2013.
- Was the defensive backs coach at NC State for six seasons (2007-12).
- Coached NC State All-American David Amerson, who ranked third in ACC history in career interceptions (18). As a professional coach with the Philadelphia Eagles, he worked with former Clemson All-American and nine-time Pro Bowl selection Brian Dawkins.
- Helped the Wolfpack to four bowl games in his six years with the program. That includes 2012, when NC State beat a top-five Florida State team and played Vanderbilt in the Music City Bowl.
- Three times in his last five years in Raleigh, NC State finished in the top 20 in the nation in interceptions.
- The 2011 NC State squad had 27 interceptions, the most by an FBS school since 2003, when Nebraska had 32. The total tied for second most in ACC history and the most since 1994, when Virginia had 27.
- In 2011, Amerson had 13 interceptions to lead the nation, five more than any other player. It tied for the third-most interceptions in NCAA history. Amerson also led the nation in interception return yards (205). Amerson was a unanimous All-American in 2011, when he was also a Thorpe Award finalist and won the Jack Tatum Award.
- In addition to Amerson, Reed also coached four different all-conference players at NC State across six seasons.
- Played on three bowl teams that finished with top-25 AP rankings, including the 1993 season when Boston College upset top-ranked Notre Dame in South Bend.
- Played three seasons for Tom Coughlin, who went on to win two Super Bowl championships with the New York Giants, and his senior year for Dan Henning, who also went on to coach in the NFL.
- Was the last selection of the 1995 NFL Draft by the Carolina Panthers and played two seasons (1995-96) for that team, including the 1995 team that played its home games at Memorial Stadium. He also played for the NFL Europe team in Frankfurt and was team captain of the 1999 team that won the World Bowl.



ASSISTANT COACHES



MICKEY CONN

- **CO-DEFENSIVE COORDINATOR • SAFETIES**
- **7TH SEASON ON CLEMSON STAFF**
- **ALABAMA '95**

- Became Clemson's full-time assistant coach for safeties in January 2017.
- Spent most of 2021 as Special Teams Coordinator before moving to Co-Defensive Coordinator prior to the 2021 Cheez-It Bowl.
- Led Andrew Mukuba to become the first first-year freshman defensive back to start a season opener for Clemson since the NCAA instituted permanent freshman eligibility in 1972. Mukuba went on to earn Freshman All-America status and ACC Defensive Rookie of the Year in helping Clemson finish second in the country in scoring defense (14.8).
- Guided Nolan Turner to a second-team All-America and second-team All-ACC selection in 2020. Turner's three picks led Clemson as the Tigers finished in the top 10 in the nation in interceptions.
- Oversaw a 2019 unit that included seniors Tanner Muse and K'Von Wallace, who earned first- and third-team All-ACC honors, respectively, in helping Clemson allow an opponent passer rating of 105.4, the second-lowest in the country. It was Clemson's best ranking in opponent passer rating since leading the country in 2014.
- Shared 2019 FootballScoop Defensive Backs Coach of the Year honors with Cornerbacks Coach Mike Reed.
- Muse was a Thorpe Award semifinalist and third-team AP All-American in 2019 who became the first Clemson defensive back to earn All-America status

THE CONN FILE

PLAYING EXPERIENCE

Lettered at Alabama under head coach Gene Stallings from 1992-94 ... member of the team in 1990 and 1991.

BOWL PARTICIPATION AS A PLAYER

1991 Blockbuster Bowl ... 1993 Sugar Bowl vs. Miami (Fla.) ... 1993 Gator Bowl ... 1995 Citrus Bowl.

EDUCATION

Earned a bachelor's degree from Alabama in 1995 ... earned a master's degree from Ball State in 2006.

PERSONAL DATA

Born Oct. 9, 1971 ... he and his wife, Halie, have two sons, Brodey and Spencer ... Brodey is on the 2022 Tiger team.

from the Associated Press since cornerback Cordrea Tankersley's third-team selection in 2016. Muse was the first Clemson safety to earn AP All-America honors since Jayron Kearsie in 2015.

- With Muse and Turner in 2019 and 2020, respectively, Clemson had a safety honored by NCAA-recognized All-America selectors in consecutive seasons for the first time since 1981-82, when Terry Kinard parlayed first-team honors by the AP and FWAA in 1981 into unanimous All-American honors in 1982.

CONN'S COACHING RECORD

Year	School	Position(s)	W-L	Bowl(s)
1996	Alabama	GA	10-3	Outback
1997	Alabama	GA	4-7	
2016	Clemson	SDA	14-1	Fiesta, CFPNCG
2017	Clemson	S	12-2	Sugar
2018	Clemson	S	15-0	Cotton, CFPNCG
2019	Clemson	S	14-1	Fiesta, CFPNCG
2020	Clemson	S	10-2	Sugar
2021	Clemson	STC,S	9-3	
	Clemson	Co-DC,S	1-0	Cheez-It

Years as a full-time college coach:	5
Winning seasons:	5
Bowl seasons:	5
Record as an assistant coach:	61-8 (.884)
Record at Clemson:	51-5 (.884)

- Helped Clemson's 2019 defense hold opponents under 300 yards in each of the first 12 games of the season, the first unit on record since 1996 to do so. Clemson finished in the Top 10 in total defense (228.3 yards per game) for a sixth straight season, the longest active streak in the country.
- Produced a second-team All-ACC honoree in Muse and an Honorable Mention selection in Wallace in 2018, as the 15-0 national title squad led the nation in scoring defense (13.1 points per game).
- His safeties helped Clemson rank fifth in the nation in pass efficiency defense (106.9) in 2017.
- Served as senior defensive analyst in 2016, helping the Tigers to the program's second national championship with a victory over his alma mater, Alabama.
- Contributed to a 2016 Clemson defense that finished tied for first in the nation in fewest passing yards allowed per attempt (5.6) and fourth in passing efficiency defense (100.2). Clemson was also sixth in interceptions (20) and eighth in total defense (311.5).
- Came to Clemson after 16 seasons as head coach at Grayson (Ga.) High School. The Rams were 137-48 with seven region titles, a state championship in 2011 and a state semifinal playoff appearance in 2015.
- Grayson High School finished ranked in the top 25 in the nation four times, including No. 3 in 2011. It reached the No. 1 ranking in the nation twice during his tenure.
- Began his coaching career at Grayson High School on March 21, 2000, and started his career at Clemson on March 21, 2016.
- Owned the most victories at the highest classification in the state of Georgia before he came to the Clemson football program.
- Inducted into the Gwinnett County (Ga.) Sports Hall of Fame in 2019.
- Coached several former Clemson players at Grayson High School, including running back Wayne Gallman, cornerback Ryan Carter, quarterback (and nephew) Chase Brice and former backup quarterback Nick Schuessler. Also coached current Clemson running back Phil Mafah in the Gwinnett Football League from age 7 through seventh grade.
- Coached at his alma mater, South Gwinnett High School in Atlanta, in 1998 and 1999. David Greene, who went on to play four years as a starter at Georgia, was his quarterback.
- Former graduate assistant coach at Alabama in 1996 and 1997. He was on staff when Dabo Swinney was a full-time coach with the Crimson Tide. Alabama was 10-3 and went to the Outback Bowl in 1996 with Conn and Swinney on staff.
- Was a teammate of Swinney at Alabama, as they were both on 1992 national title squad under Head Coach Gene Stallings. Conn lettered during the 1992, 1993 and 1994 seasons, but was on the team from 1990-94. He redshirted during his freshman season.
- Earned a bachelor's degree from Alabama in 1995.
- Earned a master's degree from Ball State in 2006.



ASSISTANT COACHES



NICK EASON

- DEFENSIVE RUN GAME COORDINATOR • DEFENSIVE TACKLES
- 1ST SEASON ON CLEMSON STAFF
- CLEMSON '01

- Returned home to his alma mater on Jan. 7, 2022 upon being hired as Clemson's defensive run game coordinator and defensive tackles coach.
- Veteran of 17 combined NFL seasons as a player and coach who joined Defensive Ends Coach Lemanski Hall to give Clemson's talented defensive line group the guidance of a coaching duo with 26 combined seasons of NFL experience.
- Said Head Coach Dabo Swinney upon his hiring: "Nick is the epitome of what I look for in a coach. He has an incredible passion for the game, he has got a great background and he truly loves the player. In this hire, I really wanted a guy who had great experience at the NFL level. I wanted somebody who has coached the best of the best at the highest level, and that's exactly what he's done. He was a great player at Clemson and he's a great Clemson man."
- Prior to returning to Clemson, he served as defensive line coach at Auburn in 2021, helping the Tigers to their largest sack total since 2018.
- Coached a defensive interior that helped Auburn allow the third-fewest yards per carry in the SEC and finish fourth in the conference in tackles for loss in 2021.
- Served as outside linebackers and defensive line coach for the Cincinnati Bengals from 2019-20. In his first season, Eason led significant improvement in the Bengals' defensive line as the season progressed, notching an 11-sack improvement and an 84.1-yard reduction in yards per game in the final eight games of the season as compared to the first eight games.

EASON'S COACHING RECORD

Year	School	Position(s)	W-L	Bowl(s)
2013	Cleveland Browns	Int.	4-12	
2014	Tennessee Titans	Asst. DL	2-14	
2015	Tennessee Titans	Asst. DL	3-13	
2016	Tennessee Titans	OLB/DL	9-7	
2017	Tennessee Titans	OLB/DL	9-7	
2019	Cincinnati Bengals	OLB/DL	2-14	
2020	Cincinnati Bengals	OLB/DL	4-11-1	
2021	Auburn	DL	6-7	Birmingham

Years as a full-time college coach:..... 1
 Winning seasons:..... 0
 Bowl seasons:..... 1
 Record as a college assistant coach:..... 6-7 (.462)
 Record at Clemson:..... 0-0 (.000)

THE EASON FILE

PLAYING EXPERIENCE

Lettered at Clemson from 1999-2002 ... first-team All-ACC selection and team captain in 2002 ... 10-year NFL veteran ... Super Bowl XLIII champion.

BOWL PARTICIPATION AS A PLAYER

1999 Peach Bowl ... 2000 Gator Bowl ... 2001 Humanitarian Bowl ... 2002 Tangerine Bowl.

EDUCATION

Degree in sociology from Clemson in 2001 ... master's degree in human resource management from Clemson in 2008.

PERSONAL DATA

Born May 29, 1980 ... Married to his wife, Shay, and has seven children: Zee, Zamonna, AJ, Nick Jr., Nolan, Baylee and Nash.

- Helped Bengals defensive tackle Geno Atkins earn his eighth career Pro Bowl selection.
- Briefly served as a defensive assistant at Austin Peay for part of 2018.
- Was hired by the Titans in 2014 and helped oversee Tennessee's transition from a 4-3 to a 3-4 front.
- Spent two seasons as an assistant defensive line coach for the Titans from 2014-15 before becoming the Titans' outside linebackers and defensive line coach in 2016-17.

- Helped defensive tackle Jurrell Casey to the first three of his five career Pro Bowl selections to date through 2021 in those four years.
- Began his transition to coaching in 2013 as a coaching intern for the Browns, for whom he had previously played three seasons from 2004-06.
- Was a four-year letterman at Clemson from 1999-2002, playing 47 games with 35 starts and recording 15 sacks and 30 tackles for loss.
- Among those who he played with at Clemson were current Clemson offensive coordinator Brandon Streeter and former Clemson offensive coordinators Tony Elliott and Jeff Scott.
- Was a team captain, All-ACC selection and Strength & Conditioning All-American at Clemson. He was a two-time Dedication Award winner as awarded by the Clemson strength & conditioning staff.
- Selected to the AFCA Good Works Team in 2000 and was the first five-time Clemson recipient of the ACC Top Six award, which was presented annually to the conference's top student-athletes in terms of community involvement.
- Became the first Clemson football player to graduate with two years of eligibility remaining after earning a degree in sociology in August 2001. He later added a master's degree in human resource development in 2008.
- Was a fourth-round selection by the Denver Broncos in the 2003 NFL Draft, but he spent his rookie season on the Reserve/Injured list after suffering an Achilles injury during training camp.
- Played 117 NFL games over 10 seasons from 2003-12 with the Cleveland Browns, Pittsburgh Steelers and Arizona Cardinals.
- Finished his playing career with the Cardinals, where he spent two seasons from 2011-12, appearing in 32 games and registering two sacks.
- Spent four seasons (2007-10) with the Steelers and helped the team to two Super Bowl appearances, including a win in Super Bowl XLIII in the 2008 season.
- Said upon his hire at Clemson: "To have this opportunity to come back to Clemson is a blessing from God. It is a dream for most coaches to have the opportunity to coach at your alma mater and that is the case for me. Clemson is a special place. It has been family to me since I first took a visit as a recruit in 1997. I have continued the relationships I started almost 25 years ago with the fans, the administration and the coaching staff... I am looking forward to working with one of the best defensive lines in the country."
- Added Swinney: "Not only was he a great player at Clemson, but he was a great pro. He was incredibly respected all throughout his career as a player and coach. He's coached the best of the best, he's a Super Bowl champion, but I love his passion for coaching and teaching young people. He's been drawn to the college level by the impact he can have on a young person's life, and he just really fits and aligns with our values here at Clemson. It's just an added bonus that he happened to be a great player here at Clemson."



ASSISTANT COACHES



WES GOODWIN

- DEFENSIVE COORDINATOR • LINEBACKERS
- 11TH SEASON ON CLEMSON STAFF
- MISSISSIPPI STATE '07

- Formally named as Clemson's defensive coordinator and linebackers coach on Dec. 14, 2021 prior to Clemson's victory against Iowa State in the 2021 Chick-fil-A Bowl.
- Though in his first full season in an on-field role at Clemson, the 2022 season will be his 11th overall season across two tenures with the Tigers.
- Served in a critical off-field role for former Defensive Coordinator Brent Venables as a defensive analyst from 2012-14 and as senior defensive assistant from 2018-21, overseeing defensive breakdowns and opponent scouting, assisting with on-campus recruiting and also serving as one of the program's primary liaisons to NFL scouting personnel and coaches.
- First arrived at Clemson in 2009, serving as a graduate assistant from 2009-11.

THE GOODWIN FILE

EDUCATION

Earned undergraduate degree in business administration from Mississippi State in 2007 and added a master's degree in business administration from Mississippi State in 2009.

PERSONAL DATA

Born Dec. 28, 1984 ... married to his wife, Jennalee, and has two children: Emma and Allie.

- Joined the staff on a full-time basis in 2012 and oversaw the secondary in the 2012 Chick-fil-A Bowl.
- In the final season of his first stint at Clemson in 2014, Clemson finished as the nation's top-ranked unit in total defense, third down percentage, first

GOODWIN'S COACHING RECORD

Year	School	Position(s)	W-L	Bowl(s)
2009	Clemson	GA	9-5	Music City
2010	Clemson	GA	6-7	Meineke Car Care
2011	Clemson	GA	10-4	Orange
2012	Clemson	DA	10-2	
	Clemson	DB	1-0	Chick-fil-A
2013	Clemson	DA	11-2	Orange
2014	Clemson	DA	10-3	Russell Athletic
2015	Arizona Cardinals	Asst. to HC	13-3	
2016	Arizona Cardinals	Asst. to HC	7-8-1	
2017	Arizona Cardinals	Asst. to HC	8-8	
2018	Clemson	SDA	15-0	Cotton, CFPNGC
2019	Clemson	SDA	14-1	Fiesta, CFPNGC
2020	Clemson	SDA	10-2	Sugar
2021	Clemson	SDA	9-3	
	Clemson	DC, LB	1-0	Cheez-It


Years as a full-time college coach:0
 Winning seasons as a full-time college coach:0
 Bowl seasons as a full-time college coach:0
 Record as a full-time assistant coach (NFL/NCAA):30-19-1 (.610)
 On-field assistant record at Clemson:2-0 (1.000)
 Overall on-staff record at Clemson:106-29 (.785)

downs allowed and tackles for loss, all while ranking in the top five in many other statistical categories.

- Between his stints at Clemson, Goodwin spent three years with the NFL's Arizona Cardinals, serving as an assistant to head coach Bruce Arians from 2015-17.
- Cardinals squads for which Goodwin worked compiled a 28-19-1 record, including a 13-3 NFC West championship season in 2015 in which Arizona reached the NFC Championship Game.
- Said Arians upon Goodwin's promotion to defensive coordinator at Clemson: "Wesley is one of the best young defensive minds I've had the opportunity to work with. He was with my staff for three years in Arizona and I saw him grow defensively, and offensively, that whole time. He has a bright, bright future. One thing is for sure – they are going to be an attacking type of defense and I know he is going to do great things with this opportunity."
- Began his athletic coaching career as a baseball manager at Mississippi State under legendary NCAA baseball coach Ron Polk before transitioning to football.
- Served as a student assistant and graduate assistant for the Bulldogs, working alongside head coach Sylvester Croom, defensive coordinator Ellis Johnson and offensive coordinator (and current Clemson Chief of Football Staff) Woody McCorvey.
- Earned his undergraduate degree from Mississippi State in 2007 and his master's degree in 2009.
- Said Head Coach Dabo Swinney upon Swinney's promotion in December 2021: "All I can tell you is Wes Goodwin is special. Everybody that has ever worked with him, everybody who knows him, these players, they know who he is and what he's capable of. It's a blessing that I've been able to hang on to him. He's turned down three or four linebacker jobs in the NFL for the last three years, and I kept him and just said, 'Hey, this is my plan. Just stay patient.' ... There's a reason those NFL guys have been trying to hire him. He's a very, very, very, very talented young coach with an incredibly bright future."
- Continued Swinney: "Wes has worked with the best of the best. He got his start with Ellis Johnson, and I worked with Ellis at Alabama. Ellis is one of the best. He worked with Kevin Steele; Kevin is one of the best. And then he's been around some great ones in the NFL. Spent time with Sylvester Croom as well. He and I [smiling] have both done a tour of duty with Bruce [Arians]... We've always had that connection, and Bruce has tried to take him back, but we were able to hang on to him. He's worked obviously with Brent [Venables], so he has a wealth of experience that I think he will tap into and do it his way."
- Native of Grove Hill, Ala.



ASSISTANT COACHES



TYLER GRISHAM

- **RECRUITING COORDINATOR • WIDE RECEIVERS**
- **9TH SEASON ON CLEMSON STAFF**
- **CLEMSON '09**

- Named as Clemson's full-time wide receivers coach on Feb. 6, 2020.
- Added the role of recruiting coordinator following the 2021 season.
- Served as Clemson's interim wide receivers coach for portions of the team's bowl preparation in 2019 after Co-Offensive Coordinator/Wide Receivers Coach Jeff Scott was announced as the new head coach at USF. Scott returned after the early signing period to coach through the College Football Playoff.
- Though in his third season as a full-time coach, he is entering his 13th overall season in a variety of roles at Clemson, including four as a player (2005-08), two as a graduate assistant (2014-15) and four as an offensive analyst (2016-19).
- In addition to serving as an offensive analyst, he served as assistant camp director during the 2018 and 2019 seasons.
- Was a steady force for a 2021 receiver corps that dealt with significant injuries and attrition that resulted in Clemson playing the latter portion of the season without the services of seven scholarship receivers. Clemson had 25 different players — including 13

THE GRISHAM FILE

PLAYING EXPERIENCE

Lettered four years (2005-08) as a wide receiver at Clemson ... strength & conditioning All-American (2007) ... four-year NFL veteran with the Steelers (2009-11) and Broncos (2012).

BOWL PARTICIPATION AS A PLAYER

2005 Champs Sports Bowl ... 2006 Music City Bowl ... 2007 Chick-fil-A Bowl ... 2008 Gator Bowl.

EDUCATION

Degree in business administration and management from Clemson in 2009 ... master's degree in human resource development in 2016.

PERSONAL DATA

Born June 11, 1987 ... he and his wife, Maggie, have three children, Lilla, Davis & Mary Gwynne.

different wide receivers — catch a pass in 2021, the most in the Dabo Swinney era.

- Despite fielding a 2020 unit that was without three of its top four outside receivers for the majority of the

GRISHAM'S COACHING RECORD

Year	School	Position(s)	W-L	Bowl(s)
2014	Clemson	GA	10-3	Russell Athletic
2015	Clemson	GA	14-1	Orange, CFPNCG
2016	Clemson	OA	14-1	Fiesta, CFPNCG
2017	Clemson	OA	12-2	Sugar
2018	Clemson	OA	15-0	Cotton, CFPNCG
2019	Clemson	OA	14-1	Fiesta, CFPNCG
2020	Clemson	WR	10-2	Sugar
2021	Clemson	WR	10-3	Cheez-It

Years as a full-time college coach:	2
Winning seasons:	2
Bowl seasons:	2
Record as an assistant coach:	20-5 (.800)
Full-time record at Clemson:	20-5 (.800)
Overall on-staff record at Clemson:	99-13 (.884)

season, helped Clemson produce a school-record 348.5 passing yards per game, surpassing the 333.9 passing yards per game averaged by Clemson's 2016 national championship squad.

- Produced two All-ACC performers in his first season in 2020, placing Amari Rodgers on the first team and Cornell Powell on the third team. Clemson was one of only two schools with multiple selections at receiver.
- Helped Powell become one of the breakout stars of 2020 as a fifth-year senior, helping him record career highs in receptions (53), receiving yards (882) and receiving touchdowns (7) after entering 2020 with 40 career receptions for 329 yards and three touchdowns in his first four years from 2016-19.
- Helped Clemson to a 32-19 record and four bowl appearances as a player from 2005-08, then helped the program to a 79-8 record and 10 bowl appearances in six years as a support staff member from 2014-19 for a combined 111-27 record at Clemson in playing and support staff roles before his hire as receivers coach.
- Served as an added resource for a staff that produced Clemson's illustrious line of wide receivers while in a support role. During his time as a graduate assistant and offensive analyst from 2014-19, Clemson produced five receivers — Artavis Scott (2014,15,16), Mike Williams (2014,16), Deon Cain (2017), Hunter Renfrow (2017,18), Tee Higgins (2018,19) — who earned 10 All-ACC selections.
- Prior to his full-time hire, six of Clemson's 10 most-prolific passing yardage seasons in history at the time had come during his time on Clemson's support staff.
- Said Head Coach Dabo Swinney of Grisham's hiring as the full-time wide receivers coach: "I'm just super excited for Grish. There's never been a guy more prepared to be the receivers coach at Clemson than Tyler Grisham. He had a great four-year career here. Clemson fans certainly loved him. He had a lot of big moments and went on and grinded out a four-year NFL career... He's ready and is going to do an unbelievable job for us. He's going to be special."
- Is a 2009 graduate of Clemson University, earning his bachelor's in business administration and management. He later earned a master's from Clemson in human resource development in 2016. He is one of six on-field Clemson assistant coaches with at least one degree from Clemson, joining Brandon Streeter (1999), Nick Eason (2001), Thomas Austin (2009), C.J. Spiller (2009) and Kyle Richardson (M.S. 2020).
- Was four-year letterman for the Tigers from 2005-08. He finished his career with 132 receptions for 1,390 yards and eight touchdowns.
- Signed with the Pittsburgh Steelers as a free agent in 2009, appearing in four games that season. He served on the Steelers' practice squad in 2010 and 2011 and with the Denver Broncos' practice squad in 2012.
- Native of Birmingham, Ala., who was an all-region selection while playing wide receiver, tailback, quarterback and defensive back at Spain Park High School in Hoover, Ala.



ASSISTANT COACHES



KYLE RICHARDSON

- **PASSING GAME COORDINATOR • TIGHT ENDS**
- **7TH SEASON ON CLEMSON STAFF**
- **APP STATE '01**

- Formally named as Clemson's passing game coordinator and tight ends coach on Dec. 14, 2021 prior to Clemson's victory against Iowa State in the 2021 Cheez-It Bowl.
- Though entering his first full season in an on-field role at Clemson, 2022 will represent his seventh season on Clemson's staff.
- Served in numerous capacities at Clemson prior to assuming his current position, including tenures as Senior Offensive Assistant and Director of Player Development and Freshman Transition.
- Was a key off-field contributor to Clemson's offensive success in support staff roles from 2016-21. Clemson's balanced attack resulted in the Tigers being one of only three teams in the country with at least 16,000 cumulative rushing yards and at least 23,000 total passing yards across those six seasons.
- During his six years on the support staff, helped serve as an additional resource to Quarterbacks Coach Brandon Streeter as Clemson's quarterback corps pro-

THE RICHARDSON FILE

EDUCATION

Degree in history from Appalachian State in 2001 ... earned master's degree in educational leadership from California University ... also has a master's degree in athletic leadership from Clemson.

PERSONAL DATA

Born April 22, 1978 ... married to his wife, Amanda, and has two daughters, Lexi and Presley ... Amanda is an associate athletic director at Clemson.

duced Heisman Trophy finalists Deshaun Watson and Trevor Lawrence.

- Part of support staff during Lawrence's career 34-2 record as a starter, as the Georgia native became the winningest quarterback in Clemson history and posted the third-best winning percentage (.944) by a starting quarterback with at least 30 career starts since Divi-

RICHARDSON'S COACHING RECORD

Year	School	Position(s)	W-L	Bowl(s)
2005	SE Louisiana	WR	4-6	
2006	SE Louisiana	WR	2-9	
2016	Clemson	Sr. OA	14-1	Fiesta, CFPNCG
2017	Clemson	Sr. OA	12-2	Sugar
2018	Clemson	Sr. OA	15-0	Cotton, CFPNCG
2019	Clemson	Sr. OA	14-1	Fiesta, CFPNCG
2020	Clemson	Dir. PD	10-2	Sugar
2021	Clemson	Spec. Asst. PGC,TE	9-3 1-0	Cheez-It

Years as a full-time college coach:.....2
 Winning seasons:.....0
 Bowl seasons:.....0
 Record as high school head coach:.....58-13 (.817)
 Full-time record at Clemson:.....1-0 (1.000)
 Overall on-staff record at Clemson:.....75-9 (.893)

sion I split in 1978, trailing only Miami's Ken Dorsey (.950) and USC's Matt Leinart (.949). Lawrence would go on to become the No. 1 pick in the 2021 NFL Draft.

- Served in both football and administrative support roles in 2020 when he was Director of Player Development & Freshman Transition and played a key role in the on-boarding and assimilation of the highly touted 2020 class into Clemson's program.
- Prior to coming to Clemson, was one of South Carolina's most successful high school coaches during his tenure at Northwestern High School in Rock Hill, S.C.
- As head coach from 2011-15, led the Trojans to a 58-13 (.817) record, including four region championships, three state title game appearances and state championships in both 2013 and 2015.
- Led a Northwestern program that produced NFL quarterback Mason Rudolph, NFL wide receiver Cordarrelle Patterson, former Clemson defensive end Logan Rudolph and former Tennessee quarterback Justin Worley. Also coached NFL tight end Jared Cook during his time at North Gwinnett (Ga.) High School.
- Helped Northwestern to a record of 107-24 (.817) with eight Region III championships and three state championships in his nine total seasons with the program from 2007-15 including his time as offensive coordinator (2007-10) and head coach (2011-15),
- Part of two undefeated seasons at Northwestern, including a 15-0 year as offensive coordinator in 2010 and a 15-0 campaign as head coach in 2013.
- Inducted into the York County Sports Hall of Fame in 2019 as one of six members in an induction class that also included Jadeveon Clowney.
- Earned his undergraduate degree from Appalachian State in 2001.
- Has two master's degrees, including a 2020 master's degree in athletic leadership from Clemson.
- Began his coaching career as an assistant at North Gwinnett (Ga.) High School. Also held wide receiver coach positions at Lee County (N.C.) High School and Avery County (N.C.) High School.
- Said Head Coach Dabo Swinney upon Richardson's promotion to his current role: "Kyle was one of the best high school coaches in the entire Southeast. Talk about a guy that's been patient. I hired him, I think he was coming off his third straight state championship appearance. He's had opportunities and he's stayed here for a chance to coach at Clemson. He is one of the brightest and most well-prepared guys that we have to step into this role and be the tight ends coach and passing game coordinator. He has got a great acumen for football. He brings great leadership ability from being a head coach for a long time. This is a great next step for him. He's done a lot of different things within our program in support staff roles, and I'm just really excited to see him have this opportunity. I'm so thankful that he stayed patient and thankful that now I've got the opportunity to hire him."



ASSISTANT COACHES



BRANDON STREETER

- OFFENSIVE COORDINATOR • QUARTERBACKS
- 10TH SEASON ON CLEMSON STAFF
- CLEMSON '99

- Entering 15th full season at Clemson overall in 2022, including his playing career and tenures as a graduate assistant and full-time assistant coach.
- Returned to Clemson as the recruiting coordinator and quarterbacks coach in December 2014. He spent 2020-21 as Clemson's passing game coordinator before being named the team's offensive coordinator heading into the 2021 Cheez-It Bowl.
- In his seven full seasons, he has helped Clemson to six straight ACC titles, six straight CFP berths, four national championship berths and two national titles.
- As recruiting coordinator from 2014-19, he spearheaded Clemson's top-10 classes by Rivals in five of the six years, including the record No. 2 class for 2020 that also ranked No. 1 according to ESPN.
- Helped Trevor Lawrence finish one of the most decorated careers in college football history in 2020, as Lawrence finished second in Heisman Trophy voting and was a finalist for the Maxwell, O'Brien, Manning, Unitas and Walter Camp awards and earned ACC Player of the Year and FWAA All-America honors.
- Oversaw Lawrence's career 34-2 record as a starter, the winningest quarterback in Clemson history and the third-best winning percentage (.944) by a starting quarterback with at least 30 career starts since Division I split in 1978, trailing only Miami's Ken Dorsey (.950) and USC's Matt Leinart (.949).
- Guided Lawrence as his 164.26 career pass efficiency rating broke Jameis Winston's ACC career record and helped Lawrence become the first quarterback ever to start three ACC Championship Game victories. Lawrence would go on to become the first No. 1 overall NFL draft pick in Clemson history.
- Helped Clemson throw for a school-record 348.5 passing yards per game in 2020, including an individual-record 315.3 by Lawrence and helping true freshman DJ Uiagalelei throw for 439 yards against No. 4 Notre Dame, an Irish opponent record.

THE STREETER FILE

PLAYING EXPERIENCE

Played quarterback at Clemson from 1995-99 ... namesake of Clemson Athletics' Brandon Streeter Award, given to a student-athlete who overcomes physical injury to achieve greatness, and earned the inaugural award in 1999.

BOWL PARTICIPATION AS A PLAYER

1996 Gator Bowl ... 1996 Peach Bowl ... 1998 Peach Bowl ... 1999 Peach Bowl.

EDUCATION

Degree in health science from Clemson in 1999 and a master's degree in human resource development from Clemson in 2001.

PERSONAL DATA

Born Jan. 1, 1977 ... he and his wife, Ashleigh, have three children, Chamberlin, Foard and Mason Morgan.

- In 2019, helped Lawrence extend his streak of consecutive victories to open his career to 25, one shy of the FBS record by a starting quarterback. It was tied for the sixth-longest streak by an FBS starting quarterback at any point of a career.
- In 2018, helped Lawrence become the first first-year freshman starting quarterback to win a national title since Oklahoma's Jamelle Holieway in 1985. Lawrence was a second-team All-ACC honoree and freshman All-American in addition to being a Maxwell Award finalist and Davey O'Brien Award semifinalist.
- Helped Lawrence win the Archie Griffin Award in 2018 as the nation's most valuable player after he set school freshman records in passing yards, passing touchdowns and wins as a starting quarterback.
- Coached Manning Award finalist and Davey O'Brien Award semifinalist Kelly Bryant in 2017. Earned Quarterbacks Coach of the Year from 247Sports.

STREETER'S COACHING RECORD

Year	School	Position(s)	W-L	Bowl(s)
2002	Charleston Southern	QB	4-7	
2003	Charleston Southern	RC,RB	1-11	
2004	Clemson	GA	6-5	
2005	Clemson	GA	8-4	Champs Sports
2006	Liberty	QB	6-5	
2007	Liberty	QB	8-3	
2008	Liberty	PGC,QB	10-2	
2009	Liberty	OC,QB	8-3	
2010	Liberty	OC,QB	8-3	
2011	Liberty	OC,QB	7-4	
2012	Richmond	OC,QB	8-3	
2013	Richmond	OC,QB	6-6	
2014	Richmond	OC,QB	9-5	
	Clemson	RC,QB	1-0	Russell Athletic
2015	Clemson	RC,QB	14-1	Orange, CFPNCG
2016	Clemson	RC,QB	14-1	Fiesta, CFPNCG
2017	Clemson	RC,QB	12-2	Sugar
2018	Clemson	RC,QB	15-0	Cotton, CFPNCG
2019	Clemson	RC,QB	14-1	Fiesta, CFPNCG
2020	Clemson	PGC,QB	10-2	Sugar
2021	Clemson	PGC,QB	9-3	
	Clemson	OC,QB	1-0	Cheez-It

Years as full-time college coach: 18
 Winning seasons: 16
 Bowl seasons as full-time college coach: 8
 Record as an assistant coach: 165-62 (.727)
 Record at Clemson: 90-10 (.900)

- Coached Clemson's first two-time Heisman Trophy finalist, Deshaun Watson. He became the first player in FBS history with at least 4,000 passing yards and 1,000 rushing yards in a season in 2015.
- Watson was a two-time recipient of the Davey O'Brien and Manning awards, given to the nation's top quarterback. He also won the 2016 Johnny Unitas Golden Arm Award and 2016 Bobby Bowden Award.
- Coached the 2015 Tigers to 11 consecutive games with at least 500 yards of total offense, a school record.
- Six of the seven teams he worked with as an offensive coordinator between the 2008-14 seasons finished the year in the top 25 of the FCS poll. That included the 2014 Richmond team that entered the FCS playoffs ranked No. 16 in the nation.
- Helped the 2014 Richmond team to a 9-5 record and a second-round berth in the FCS playoffs.
- Guided Richmond to a top-20 finish in passing offense each season from 2012-14. That included a 314-yard average, eighth-highest in the nation, in 2014. The Spiders averaged 461 yards per game, 19th-most in the nation.
- Richmond was seventh in the nation in passing yards (328) in 2013. Virtually every Richmond individual game, season and career school passing record was established during the 2013 season. The 2012 Richmond offense was 20th in passing offense and 21st in scoring offense. The Spider offense saw five players earn All-CAA recognition.
- Streeter served as quarterbacks coach at Liberty for six years, the last three as offensive coordinator. In 2011, Liberty led the Big South Conference in passing yards and pass efficiency.
- In 2010, Liberty averaged 36.5 points per game, a better mark than in 2009, when the Flames led the nation in scoring offense (36.4). That Liberty team won the Big South Conference title for a fourth straight year.
- He served as a graduate assistant at Clemson in 2004 and 2005, when Dabo Swinney was an assistant coach. Streeter worked with quarterback Charlie Whitehurst, Clemson's career passing yardage leader at the time, during those two seasons.
- Three-time letterman at Clemson from 1997-99. He was Clemson's starting quarterback the last two years. He was also a three-time member of the ACC Academic Honor Roll.



ASSISTANT COACHES



THOMAS AUSTIN

- OFFENSIVE LINEMEN
- 6TH SEASON ON CLEMSON STAFF
- CLEMSON '09

- Formally announced as Clemson's offensive line coach on Feb. 2, 2022.
- Served as interim tight ends coach in preparation for the 2021 Cheez-It Bowl following some staff changes and absences prior to bowl season.
- Entering his sixth season across two tenures with the Clemson staff including off-field roles.
- In an off-field analyst capacity in the 2021 season, he assisted Robbie Caldwell as Clemson navigated a number of injuries across the offensive line that resulted in the Tigers starting seven different offensive line combinations through 13 contests. Despite the injuries and attrition, the Tigers limited opponents to one sack or fewer in eight games in the 2021 season and finished second in the ACC in fewest sacks allowed (21.0).
- Spent the 2019-20 seasons as the offensive line coach at Georgia State.
- In his debut season with the Panthers, his unit helped power Georgia State to 241.6 rushing yards per game, good for No. 12 in the nation.

AUSTIN'S COACHING RECORD

Year	School	Position(s)	W-L	Bowl(s)
2015	Clemson	GA	14-1	Orange, CFPNCG
2016	Clemson	GA	14-1	Fiesta, CFPNCG
2017	Clemson	GA	12-2	Sugar
2018	Clemson	GA	15-0	Cotton, CFPNCG
2019	Georgia State	OL	7-6	Arizona
2020	Georgia State	OL	6-4	LendingTree
2021	Clemson	OA	10-3	Cheez-It

Years as a full-time college coach:.....2
 Winning seasons as a full-time college coach:.....2
 Bowl seasons as a full-time college coach:.....2
 Record as a full-time assistant coach:.....13-10 (.565)
 Full-time record at Clemson:.....0-0 (.000)
 Overall on-staff record at Clemson:.....65-6 (.915)

THE AUSTIN FILE

PLAYING EXPERIENCE

Lettered four years (2006-09) as an offensive lineman at Clemson ... two-time All-ACC and three-time All-ACC Academic selection ... played more than 2,500 snaps from scrimmage, which was the 13th-most in school history at the time of his graduation.

BOWL PARTICIPATION AS A PLAYER

2006 Music City Bowl ... 2007 Chick-fil-A Bowl ... 2008 Gator Bowl ... 2009 Music City Bowl.

EDUCATION

Degree in political science from Clemson in 2009.

PERSONAL DATA

Born Nov. 14, 1986 ... married to his wife, Margaret, with whom he has four children, Isaiah, Adam, Hazel and Walt.

- His tutelage helped three of his five starters (left tackle Hunter Atkinson, left guard Shamarious Gilmore and

center Malik Sumter) at Georgia State to all-conference honors and guided a fourth (right tackle Travis Glover) to Freshman All-America status. Atkinson would go on to earn an NFL free agent contract with the Atlanta Falcons.

- Spent four years on Clemson's support staff from 2015-18, helping the Tigers to three national championship game berths and two national titles in that span.
- Started his coaching career as a graduate assistant at Clemson in 2015. Spent three years in an on-field GA role before moving to an off-field video GA position for Clemson's 2018 national championship season.
- Served in a support role on a staff that helped 10 offensive linemen to 17 total All-ACC selections from 2015-18: Mitch Hyatt (four), Tyrone Crowder (three), Jay Guillermo (two), Justin Falcinelli (two), and Eric Mac Lain, Joe Gore, Taylor Hearn, Tremayne Anchrum, Sean Pollard and John Simpson (one each). Also returned to assist a staff that helped Jordan McFadden earn All-ACC honors in 2021.
- Took the reins to the Clemson offensive line from veteran offensive line coach Robbie Caldwell, who transitioned into an off-field administrative role after 2021. Caldwell coached 532 career games at the collegiate level over 44 years before entrusting the unit to Austin.
- Starred along Clemson's offensive line from 2006-09, appearing in 48 games with 39 starts, including starting each of his last 38 games.
- Played 2,501 snaps from scrimmage in his Clemson career, the 13th-most of any player at the time of his graduation.
- Was a third-team All-America selection by the Sporting News in 2009 and also earned Strength & Conditioning All-American status as well.
- Earned All-ACC selections in both 2008 and 2009 as part of a unit that powered running back C.J. Spiller to eventual induction into the College Football Hall of Fame.
- Was a three-time All-ACC Academic selection, earning the honor in each of his last three seasons at Clemson. Prior to the selection of the 2021 team, he was one of only 19 Clemson players to earn at least three career All-ACC Academic Team selections since the conference was founded in 1953.
- Team captain on Clemson's 2009 squad that went 9-5 and led Clemson to an ACC Championship Game berth in Dabo Swinney's first full season as head coach.
- Played four years in the NFL with the Houston Texans, Carolina Panthers and Indianapolis Colts from 2010-13.
- Said Head Coach Dabo Swinney of Austin's hiring: "[His hire] is something that we knew was going to happen at some point, and it was one of the main reasons I brought him back from Georgia State. He's been incredibly well-groomed and well-prepared and he's going to do a fantastic job with that offensive line."
- Earned a political science degree from Clemson in 2009.
- Native of Camden, S.C.



ASSISTANT COACHES



LEMANSKI HALL

- DEFENSIVE ENDS
- 8TH SEASON ON CLEMSON STAFF
- ALABAMA '08

- Moved into one of the 10 full-time coaching positions as defensive ends coach in 2018.
- Comprised one-half of a defensive line coaching duo that collectively was one of four finalists for 2020 FootballScoop Defensive Line Coach of the Year.
- Guided both Myles Murphy (second-team) and Xavier Thomas (third-team) to All-ACC honors in 2021 as Clemson led the conference and finished second in the nation in scoring defense (14.8). Murphy joined Gaines Adams, Vic Beasley and Clelin Ferrell as the only Clemson players since 2000 to post multiple seasons with multiple forced fumbles and at least four sacks.
- Coached a group of edge rushers that helped Clemson finish tied for first in the country in sacks (46) and second in the country in tackles for loss (109) in 2020.
- Helped Murphy make an immediate impact as a true freshman in 2020, helping him collect Freshman All-America status from The Athletic, ESPN, Rivals and the Football Writers Association of America and be named ACC Co-Newcomer of the Year by the AP.
- Guided a group that helped Clemson hold opponents under 300 total yards in each of the first 12 games of the season in 2019, becoming the first program to accomplish the feat in data available back to 1996.
- Helped lead Xavier Thomas to a third-team All-ACC selection in 2019.
- During his first season as an assistant coach in 2018, he helped Clemson win a national title and set a

HALL'S COACHING RECORD

Year	School	Position(s)	W-L	Bowl(s)
2015	Clemson	DA	14-1	Orange, CFPNCG
2016	Clemson	DA	14-1	Fiesta, CFPNCG
2017	Clemson	DA	12-2	Sugar
2018	Clemson	DE	15-0	Cotton, CFPNCG
2019	Clemson	DE	14-1	Fiesta, CFPNCG
2020	Clemson	DE	10-2	Sugar
2021	Clemson	DE	10-3	Cheez-It

Years as a full-time college coach:	4
Winning seasons:	4
Bowl seasons:	4
Record as an assistant coach:	49-6 (.891)
Record at Clemson:	49-6 (.891)
Overall on-staff record at Clemson:	89-10 (.899)

THE HALL FILE

PLAYING EXPERIENCE

Played at Alabama from 1990-93 ... leading tackler on Alabama's 1992 national championship team when he was named First-Team All-SEC and an honorable mention All-American ... named to Alabama's All-Decade team of the 1990s ... drafted in the seventh round by the Houston Oilers in 1994 ... played nine years and 101 games in the NFL, including Houston/Tennessee (1994-97), Chicago (1998), Dallas (1999) and Minnesota (2000-02).

BOWL PARTICIPATION AS A PLAYER

1991 Fiesta Bowl ... 1991 Blockbuster Bowl ... 1993 Sugar Bowl ... 1994 Gator Bowl.

EDUCATION

Earned his degree in criminal justice from Alabama in 2008.

PERSONAL DATA

Born Nov. 24, 1970 ... he and his wife, Leslie, have three children, Cameron, Jalen and Kennedy.

school record with 54 sacks, the third most by any FBS team since 2000. The unit led the nation in sacks and tied for the national lead in tackles for loss (136).

- Helped Clelin Ferrell win the Ted Hendricks Award and ACC Defensive Player of the Year while earning consensus All-America status in 2018. Fellow starter

Austin Bryant took home third-team All-ACC honors and Cotton Bowl Most Outstanding Player.

- Served as a defensive analyst in 2015 and 2016 and as a senior defensive analyst in 2017, helping the Tigers to a 40-4 record, three ACC championships and three College Football Playoff berths in those three seasons. In his first four years at Clemson, the Tigers faced Alabama, his alma mater, in the postseason. Clemson faced Alabama just once in the 40 years prior to his arrival at Clemson.
- Clemson finished in the top four of the AP and coaches polls in every season from his arrival in 2015 through 2020, the longest streak in Clemson history. Clemson has been ranked in the top 5 of the AP Poll in 89 of a possible 114 polls in his tenure (78.1 percent), trailing only Alabama for the most in that time frame. That includes a 57-poll streak from 2017-21, the second-longest streak in AP Poll history.
- His relationship with Head Coach Dabo Swinney dates to their college careers at Alabama. Both were members of the 1992 national championship team. Hall earned first-team All-SEC honors in 1992 and was a UPI Honorable Mention All-American. He was captain of Alabama's 1993 team and was named to the Alabama All-Decade team for the 1990s.
- The Alabama native led the 1992 Crimson Tide national championship team in tackles (70), including eight tackles for loss and five sacks. He added 76 tackles as a senior in 1993. He was named first-team All-SEC by the coaches in both seasons.
- Alabama had a 40-9-1 record in his four seasons and played four bowl games. The Crimson Tide won three of those bowl games, including a 34-13 victory over Miami (Fla.) in the Sugar Bowl at the end of the 1992 season that gave Alabama the national championship.
- Drafted by the Houston Oilers and played in the NFL for nine seasons and 101 games from 1994-02. His top year came in 2001 when he had 62 tackles for the Vikings, tied for fifth on the team. He started 13 games and played all 16 games that year, helping the Vikings to the second round of the playoffs.
- Upon his retirement as a player, began his career as a volunteer coach at Centennial High School in Franklin, Tenn. He then did an internship with the Tennessee Titans through the NFL Diversity Coaching Fellowship. In this role, he observed NFL coaches and worked with them to evaluate players.
- Worked as a recruiting coordinator and professional performance director at D1 Sports Training & Therapy. He coached football and served as the strength & conditioning coach at Christ Presbyterian Academy before moving on to his career at The Ensworth School.
- Came to Clemson prior to the 2015 season after seven years as linebackers coach and fitness instructor at The Ensworth School.
- Attended Valley (Ala.) High School, where he played quarterback and defensive back. As a senior, he totaled 1,110 rushing yards and 20 touchdowns. He also had 20 interceptions on the way to winning all-state honors.



ASSISTANT COACHES



C.J. SPILLER

- **RUNNING BACKS**
- **3RD SEASON ON CLEMSON STAFF**
- **CLEMSON '09**

- Named as Clemson's running backs coach on Feb. 5, 2021.
- Served as an unpaid coaching intern during the 2020 season
- In his first season in an on-field role in 2021, he had two different rushers (Will Shipley and Kobe Pace) reach 500 rushing yards, giving Clemson multiple 500-yard rushers for the sixth time in a seven-year span.
- Shipley led Clemson in rushing touchdowns (11), total touchdowns (11), rushing attempts (149) and rushing yards (739) in 2021, becoming the first Clemson player other than Travis Etienne or Wayne Gallman to lead Clemson in rushing since 2013 (Rod McDowell) when Shipley was in fifth grade.
- Shipley's 11 rushing touchdowns passed Spiller (11 in 2006) for the second-most by a Clemson true freshman since 1972 and finished two shy of the Clemson true freshman record (Travis Etienne, 13 in 2017).
- In 2020, assisted the Tiger coaching staff that helped Travis Etienne become a consensus All-American as an all-purpose/athlete selection, becoming the 29th player ever to earn consensus All-America honors at Clemson and the school's 31st total consensus selection. Spiller and Etienne comprise two of Clemson's three all-time consensus All-Americans at the running back position.

THE SPILLER FILE

PLAYING EXPERIENCE

Lettered four years (2006-09) as a running back at Clemson ... selected to College Football Hall of Fame Class of 2021 ... Clemson Athletic Hall of Fame class of 2020 inductee ... eight-year NFL veteran selected No. 9 overall by Buffalo in the 2010 NFL Draft.

BOWL PARTICIPATION AS A PLAYER

2006 Music City Bowl ... 2007 Chick-fil-A Bowl ... 2008 Gator Bowl ... 2009 Music City Bowl.

EDUCATION

Degree in sociology from Clemson in 2009.

PERSONAL DATA

Born Aug. 5, 1987 ... married to his wife, Daysha, and has one daughter, Shania.

- While on staff in an unpaid role, watched Etienne break Clemson single-season records for a running back in receptions (48) and receiving yards (588) and tie the running back mark for 100-yard receiving games (two) while adding two receiving touchdowns. Etienne joined Stanford's Christian McCaffrey, Oklahoma's Joe Mixon

SPILLER'S COACHING RECORD

Year	School	Position(s)	W-L	Bowl(s)
2020	Clemson	Int.	10-2	Sugar
2021	Clemson	RB	10-3	Cheez-It

Years as a full-time college coach:.....1
 Winning seasons:.....1
 Bowl seasons:.....1
 Record as an assistant coach:.....10-3 (.769)
 Record at Clemson:.....10-3 (.769)
 Overall on-staff record at Clemson:.....20-5 (.800)

and Penn State's Saquon Barkley as the only Power Five players to post 900 rushing yards and 500 receiving yards in a single season since 2015.

- Stands as one of the most decorated and beloved players in Clemson history from his four-year career as a running back for the Tigers from 2006-09.
- Was selected for induction into the College Football Hall of Fame as a member of the Class of 2021, earning the distinction in only his second year of eligibility.
- Became Clemson's eighth inductee in the College Football Hall of Fame, joining four coaches (John Heisman, Jess Neely, Frank Howard and Danny Ford) and three players (Banks McFadden, Terry Kinard and Jeff Davis). At the time of his selection, Spiller became one of only 1,038 players and 223 coaches immortalized in the Hall, putting him at the time in the top 0.02 percent of those who have played or coached the sport.
- Inducted into both the Clemson Athletic Hall of Fame and South Carolina Athletic Hall of Fame in 2020 for his immense contribution to athletics at both the university and state levels.
- His historic college career culminated with a senior season in 2009 in which he finished sixth in Heisman Trophy voting after winning ACC Player of the Year and being selected as a unanimous first-team All-American. He became the first player in the history of the Walter Camp All-America team to be first or second-team All-American at two positions in the same year.
- Still holds ACC single-season and career records for all-purpose yards, posting 2,680 in 2009 and finishing his career with 7,588, which was second-most in FBS history at the time of his graduation.
- Was one of the most exciting players in the sport's history, as he recorded 21 career touchdowns covering at least 50 yards and had an ACC-record eight kick returns for touchdowns in his career.
- Was also a three-time All-American in track and first-team strength All-American in 2008.
- Entered the coaching ranks after an eight-year NFL career from 2010-17 after being the ninth overall selection in the 2010 NFL Draft by the Buffalo Bills.
- His NFL career included tenures with the Bills, New Orleans Saints, Seattle Seahawks, New York Jets and Kansas City Chiefs, and he was a Pro Bowl selection in 2012. He and college teammate Jacoby Ford remain the only Clemson products ever to record multiple rushing touchdowns, multiple receiving touchdowns and multiple kick return touchdowns during an NFL career.
- Head Coach Dabo Swinney upon Spiller's hire: "He is one of the greatest ambassadors that we've had for our program for a long time and now for him to be able to come back and be able to sow seeds into these young men and teach all the things he's learned throughout his career, there's not a guy on this staff that's more committed and more ALL IN for Clemson than C.J. Spiller, that's for sure... To have C.J. out on the road recruiting and have him leading these young men day in and day out is something I'm really, really excited about."
- Graduated from Clemson with a degree in sociology in three-and-a-half years on Dec. 17, 2009, receiving a standing ovation from the Clemson University Board of Trustees, the first such occurrence for a student-athlete.



FOOTBALL SUPPORT STAFF



STEPHONE ANTHONY

**DEFENSIVE GRADUATE ASSISTANT
1ST SEASON ON CLEMSON STAFF
CLEMSON '14**

TIGERS

Stephone Anthony is in his first season as a defensive graduate assistant at Clemson in 2022.

Anthony starred at linebacker for Clemson from 2011-14, as his 2,264 career defensive snaps are third most by a Clemson linebacker all-time. A two-time All-ACC selection who led Clemson in tackles in 2013 and 2014, Anthony helped anchor Clemson's defense that ranked No. 1 nationally in total defense in his senior season in 2014 (260.8 yards allowed per game).

The New Orleans Saints selected Anthony in the first round (No. 31 overall) of the 2015 NFL Draft. He spent six seasons in the NFL with the Saints, Miami Dolphins, New York Jets and Arizona Cardinals before entering the coaching ranks upon his return to Clemson in 2022.

Anthony graduated from Clemson in December 2014 with a degree in sociology.



JOEY BATSON

**DIRECTOR OF STRENGTH & CONDITIONING
26TH SEASON ON CLEMSON STAFF
NEWBERRY '85**

TIGERS

Joey Batson is entering his 37th year as a Strength & Conditioning Coach at the collegiate level and 26th year as the Director of Strength Training at Clemson University in 2022. He has served as a head strength and conditioning coach 33 of his 37 years of service.

Batson was named Master Strength and Conditioning Coach by the Collegiate Strength and Conditioning Coaches Association (CSCCA) in May of 2009. This honor is the highest given in the profession.

In his time as Clemson's director, he has coached 71 All-Americans; 217 All-ACC selections; 25 national award winners; 49 Strength and Conditioning All-Americans; 20 NFL first-round draft picks; 102 NFL Draft picks; 31 ACC yearly honorees and 10 Super Bowl champions. He has helped Clemson to 23 bowl games, 16 Top-25 finishes, eight Top-10 finishes, seven ACC Championships, eight ACC Atlantic Division Championships (plus an additional championship game berth in a division-less season in 2020), six College Football Playoff appearances, four National Championship Game appearances and two National Championships.

The Travelers Rest, S.C. native was a tight end at The Citadel in 1979 before transferring to Newberry College, where he was a two-year letterman and team co-captain during his senior season. He earned his degree in physical education from Newberry and master's degree in education from Clemson in 1988.

He and his wife, Susan, have two sons, Michael, a former Tiger punter, and Ben, a former Tiger quarterback and safety, who now serves as a graduate assistant with the strength and conditioning program.



ALEX BINA

**DIRECTOR OF APPLIED SCIENCE
5TH SEASON ON CLEMSON STAFF
PENN STATE '13**


TIGERS

Dr. Alex Bina is in his fifth year as the program's Director of Applied Science and seventh season assisting Clemson overall.

Bina helped develop, and now operates, the Clemson Applied Science Lab (CASL), a state-of-the-art recovery and quantitative analysis space at the Allen N. Reeves Football Complex that was expanded in 2022 as part of Clemson's "100 Yards of Wellness" project.

During his tenure, he has implemented programs to evaluate and optimize athletic development using GPS sensors, motion capture technology, augmented reality and high-speed data collection.

Bina earned his undergraduate degree in bioengineering and biomedical engineering from Penn State in 2013. He earned his Ph.D. from Clemson in 2022.



DANIEL BOYD

**DEFENSIVE PLAYER DEVELOPMENT
7TH SEASON ON CLEMSON STAFF
CLEMSON '18**

TIGERS

Daniel Boyd is in his second season assisting with defensive player development and in his seventh season with the program overall. Boyd transitioned into the role in 2021 after serving as a defensive student coach from 2016-18 and as a video graduate assistant from 2019-20.

From 2009-15, Boyd served as a sniper in the U.S. Army with two combat tours to Afghanistan. A native of Lamar, S.C., he is married to his wife, Heather, and the couple has two sons, Andrew and William.



TAJH BOYD

**OFFENSIVE PLAYER DEVELOPMENT
2ND SEASON ON CLEMSON STAFF
CLEMSON '13**

TIGERS

Tajh Boyd is in his second season assisting with offensive player development after his standout Tiger playing career.

Boyd was a record-setting quarterback for the Tigers from 2010-13, setting school career marks in nearly every passing category, including completions (901), passing yards (11,904) and passing touchdowns (107) as well as in touchdown responsibility (133). The three-time All-ACC pick and 2012 AFCA first-team All-American won ACC Player of the Year in 2012, and he finished his career as a finalist for the Unitas and Manning Awards as one of Clemson's team captains in 2013.

Boyd graduated from Clemson in 2013 with a degree in sociology.



ROBBIE CALDWELL

**DIR. OF HS RELATIONS & SOPHOMORE TRANSITION
12TH SEASON ON CLEMSON STAFF
FURMAN '77**

TIGERS

Robbie Caldwell is in his first season as Director of High School Relations & Sophomore Transition after spending the previous 44 years as an on-field coach.

Caldwell joined Clemson as its offensive line coach in 2011, helping the Tigers to a 131-21 record, 11 10+ win seasons, seven ACC titles, four appearances in the national championship game and two national titles in his 11 seasons guiding the unit. In his final seven seasons, his unit produced 25 all-conference picks, the second-most of any Power Five program in that span.

He helped guide Dalton Freeman (2012), Tyrone Crowder (2017), Mitch Hyatt (2017-18), John Simpson (2019) and Jackson Carman (2020) to All-America

picks, including consensus status for Hyatt in 2018 and Simpson in 2019. The selections by Hyatt and Simpson represented Clemson's first back-to-back consensus honors on the offensive line since Stacy Long and Jeb Flesch accomplished the feat (1990,91).

Before coming to Clemson, Caldwell coached offensive lines at Furman (1978-85), NC State (1986-99), North Carolina (2000-01) and Vanderbilt (2002-09) prior to serving as Vanderbilt's head coach in 2010.

Caldwell was a three-year letterman as a center at Furman from 1973-75, earning team MVP honors in his final season. He is the only center in Furman history to earn team MVP honors. In 1977, he served as an assistant football coach and head baseball coach at Hanahan (S.C.) High School before beginning his collegiate coaching career as a student assistant coach at Furman under Art Baker in 1976. He became Furman's full-time offensive line coach in 1978 and was inducted into the Furman Athletic Hall of Fame in 2019 for his contributions as both a player and coach.

A native of Pageland, S.C. and a 1977 Furman graduate, Caldwell is married to his wife, Nora, and has a daughter, Emsley.



TYLER CLEMENTS


**DIRECTOR OF RECRUITING STRATEGY
8TH SEASON ON CLEMSON STAFF
WEST VIRGINIA '15**

TIGERS

Tyler Clements is in his sixth season guiding on-campus recruiting for Clemson and his first as Director of Recruiting Strategy. He previously served as Director of On-Campus Recruiting and Coordinator for Recruiting Operations, respectively, after beginning his tenure as an intern during the 2015 season.

Clements assists with recruiting graphics and communication plans on an annual basis. Along with day-to-day recruiting department activities, he also helps organize and plan & execute all on-campus recruiting events, such as official and unofficial visits, the All-In Cookout and junior days.

Clements, the son of Clemson University President Jim Clements, graduated from West Virginia in 2015 with a degree in business leadership and political science. He married the former Margot Murray in 2020, and the couple has a daughter, Eliza.



KAVELL CONNER

**DEFENSIVE PLAYER DEVELOPMENT
2ND SEASON ON CLEMSON STAFF
CLEMSON '09**

TIGERS

Kavell Conner is in his first season serving in defensive player development for Clemson in 2022 after returning to his alma mater as an unpaid coaching intern in 2021.

Conner was a productive linebacker at Clemson from 2005-09, leading the Tigers in tackles in both 2008 and 2009. He earned the team's strength and conditioning award in his final two seasons and served as a captain on Clemson's 2009 squad, which earned the program's first ACC Championship Game berth.

After being selected by the Colts in the seventh round of the 2010 NFL Draft, he played six NFL seasons (2010-15). He played 78 career games with the Colts (2010-13) and Chargers (2014,15) before spending the 2016 preseason with the Ravens and the 2017 season with the Canadian Football League's Hamilton Tiger-Cats. He was a 2010 NFL All-Rookie selection.

He earned a Clemson sociology degree in 2009.



FOOTBALL SUPPORT STAFF



COREY CRAWFORD


**DEFENSIVE GRADUATE ASSISTANT
1ST SEASON ON CLEMSON STAFF
CLEMSON '14**

TIGERS

Corey Crawford is in his first season as a defensive graduate assistant after returning to Clemson in 2022.

A four-year Tiger letterman on the defensive line from 2011-14, Crawford spent six years playing pro football, beginning his career in 2015 as an undrafted free agent with the team known currently as the Washington Commanders. His pro career also included tenures with the Columbus Lions (2017) and Carolina Cobras (2019) of the National Arena League, the Memphis Express of the Alliance of American Football (2019), and the Houston Roughnecks of the XFL (2020).

He graduated from Clemson in December 2014 with a degree in parks, recreation and tourism management.



TYRONE CROWDER

**OFFENSIVE PLAYER DEVELOPMENT
2ND SEASON ON CLEMSON STAFF
CLEMSON '17**

TIGERS

Tyrone Crowder is in his first season in an offensive player development role at Clemson after originally rejoining his alma mater as an offensive graduate assistant prior to the 2021 season.

Crowder entered the coaching ranks at the high school level, serving as offensive line coach at Daniel High School in Central, S.C. for three seasons from 2018-20, helping Daniel to the 2020 Class AAA championship. He also served as a special education aide at R.C. Edwards Middle School in Central.

Crowder was a four-year letterman at guard for Clemson from 2014-17, starting 41 of the 48 games in which he appeared. A three-time All-ACC selection, he started on Clemson's national championship team in 2016 and earned third-team All-American honors from the Associated Press in 2017.

Crowder earned his degree in sociology from Clemson in 2017.



JEFF DAVIS

**ASSISTANT AD • FOOTBALL PLAYER RELATIONS
19TH SEASON ON CLEMSON STAFF
CLEMSON '84**

TIGERS

As part of his 19 years with Clemson's football program and 23 years with the university, Jeff Davis is in his 14th year as Assistant Athletic Director of Football Player Relations and External Affairs. Davis oversees the player relations arm of Clemson football, P.A.W. Journey.

Davis founded P.A.W. Journey to cultivate Clemson's football scholar-athletes into first-class men and world-class leaders through personal growth, life skills and professional development. During the six years prior to his current position, Jeff Davis served as the Assistant Athletic Director for Major Gifts, where he helped fundraise major gifts for the WestZone Club at Memorial Stadium.

Davis was an All-America linebacker from 1978-81 and captained the Tigers during their 1981 national title run. "The Judge" registered a then-Tiger-record 175 tackles in 1981 and became just the third defen-

sive player in ACC history to be league MVP. Davis had 14 tackles as Clemson topped Nebraska 22-15 in the 1982 Orange Bowl to claim its first national title.

A fifth-round draft pick by Tampa Bay in 1982, Davis played six seasons in the NFL. During his time in the NFL, he also graduated from Clemson in 1984 with a degree in industrial education.

In 1995, he became the fourth member of the Clemson Ring of Honor and was named to Clemson's Centennial Team in 1996. In 2002, he was named to the ACC's 50-Year Anniversary team. In 2007, Davis was accorded the highest honor attainable for a college player when he was inducted into the National Football Foundation's College Football Hall of Fame.

In 1999, he returned to Clemson as field director of Call Me MISTER. It seeks to increase the pool of available teachers from broader, more diverse backgrounds, particularly among the state's lowest performing elementary schools. During his appearance on The Oprah Winfrey Show in 2001, he was awarded \$100,000 for Call Me MISTER from Oprah Winfrey's Angel Network.

Davis is also an ordained pastor who currently pastors FreeWay Church of Clemson with his wife, Joni. The two met at Clemson and are proud parents of Jeneé, Jourdan, Judea, Jeuel, J.D. and Judah, who all obtained degrees from Clemson as well. The couple is blessed to be the grandparents of Doren Davis.



MIKE DOOLEY

**DIR. OF FB ADMIN. & PLAYER PERSONNEL
18TH SEASON ON CLEMSON STAFF
FURMAN '98**

TIGERS

Mike Dooley is in his 18th year with the Tiger football program and serves as director of football administration and player personnel. He oversees the day-to-day operations of the program and team travel, including bowl games. He oversees daily administration for the management of all team personnel, including student-athletes, and serves as the summer camp director.

Dooley served two years (2005-06) as a video graduate assistant (defense) and two years (2007-08) as an offensive graduate assistant coach at Clemson. He also served as interim tight ends coach in 2008.

He worked as an assistant coach at Greenville (S.C.) High School from 1998-04 before coming to Clemson. His responsibilities included defensive coordinator from 2000-04 and assistant head coach in 2004. Greenville High had a 33-4 overall record in his last three years, including a 12-1 mark in 2003. His background also includes his tenure as an assistant coach for the Carolina Rhinos of the af2 league in 2002, when his responsibilities included coaching the defensive backs.

Dooley, a native of Toccoa, Ga., lettered as a defensive end at Furman from 1993-95 and had a sack at Clemson in 1994. He was also an academic honor roll member and received his degree in health & exercise science from Furman in 1998. He is married to the former Allison Woodlee, a 2003 graduate of Clemson. They have a daughter, Eliza, and son, Austin.



ZACH FULMER

**DIRECTOR OF RECRUITING OPERATIONS
9TH SEASON ON CLEMSON STAFF
CLEMSON '13**

TIGERS

Zach Fulmer is entering his ninth season on Clemson's support staff and his first as Director of Recruiting Operations in 2022.

Fulmer joined Clemson's staff in 2014 as a recruiting intern before serving as a defensive video graduate assistant from 2015-16 and as an on-field graduate assistant from 2017-19, helping Clemson to a 69-5 overall record and two national championships in his time as a graduate assistant. He then contributed in a variety of recruiting roles, including as Assistant Director of Recruiting Operations in 2020 and Assistant Director of Football Scouting/Recruiting Assistant in 2021 before transitioning to his current role for 2022.

He played football at Clemson (2012-14) and graduated with a sports marketing degree. He also earned master's degrees in human resource development and athletic leadership. He was a member of the 2012 team that beat LSU in the Chick-fil-A Bowl and the 2013 team that beat Ohio State in the Orange Bowl.

A native of Saluda, S.C., Fulmer is married to his wife, Anna, and the couple has a son, Clayton, and a daughter, Ella.



D.J. GORDON

**DIR. OF FB OPERATIONS & EXTERNAL AFFAIRS
15TH SEASON ON CLEMSON STAFF
SOUTH CAROLINA '08**

TIGERS

D.J. Gordon is in his 15th year with the Clemson football program. He is in his first year as Director of Football Operations & External Affairs after previously serving as the team's Assistant Director of Football Operations & Creative Media.

In addition to serving a key role in the team's creative media direction and leading many improvement projects for the Allen N. Reeves Football Complex, Gordon has assisted with team travel, team events & day-to-day football operations.

Gordon was a graduate assistant and intern in the equipment room before being named the assistant director of equipment for football in 2013. During his time in the equipment room, he began assisting athletic communications with its social media presence within the football program, leading to the opportunity to be in his current multifaceted role.

Gordon earned his undergraduate degree from South Carolina in 2008 in sports & entertainment management. He completed his master's degree from Clemson in 2011 in educational counseling. He and his wife, Stephanie, reside in Clemson and have two sons, Whit and Lane. Stephanie is an orthopedic sales representative with Bioventus.



JOHN GRASS

**SPECIAL ASSISTANT TO THE OFFENSE
1ST SEASON ON CLEMSON STAFF
JACKSONVILLE STATE '90**

TIGERS

A veteran with more than three decades of college and high school coaching experience, John Grass is in his first full season as special assistant to the offense.

Grass joined Clemson in an off-field capacity in advance of the team's 2021 Cheez-It Bowl victory. He came to the Tigers following a nine-year stint at his alma mater, Jacksonville State, the final eight seasons of which he served as the Gamecocks' head coach.

Grass joined Jacksonville State in 2013 as Assistant Head Coach/Offensive Coordinator under Head Coach Bill Clark before being tabbed for the head coaching job following Clark's departure for UAB prior to the 2014 season. Grass led JSU to a 72-26 record from 2014-21, winning six Ohio Valley Conference titles and being

FOOTBALL SUPPORT STAFF

named the conference's Coach of the Year in each of his first three campaigns. Grass earned AFCA National Coach of the Year in 2015 after leading the Gamecocks to an FBS national championship game berth.

Prior to joining the college coaching ranks, Grass spent 22 years as an accomplished high school assistant coach and head coach in the state of Alabama. After assistant coaching stops at Ashville High School (1990-92) and Eufula High School (1993-94), he became Ashville's head coach from 1995-99. After two years as offensive coordinator at Hoover from 2000-01, he would go on to be head coach at Alabama's Albertville (2002), Moody (2003-05), Spain Park (2006-07) and Oxford (2008-12) high schools, posting a high school head coaching career record of 123-60.

Grass earned a bachelor's degree in physical education from Jacksonville State in 1990. He added a master's of physical education from Jacksonville State in 1997 and a specialist degree in administration from Lincoln Memorial University in 2010. He is married to the former Jada Arnold, and the couple has a daughter, Jules, and two sons, Jud and Jace.



LARRY GREENLEE

ASSOCIATE HEAD STRENGTH & CONDITIONING COACH
27TH SEASON ON CLEMSON STAFF
CLEMSON '95

TIGERS

Larry Greenlee serves as Associate Head Strength & Conditioning Coach and is entering his 27th year in the department at Clemson in 2022. He served as a graduate assistant for two years under Director Joey Batson, and currently supervises assistants, graduate assistants, undergraduate assistants and volunteers under the direction of the Head Strength & Conditioning Coach.

He began his student career at NC State. After one year, he transferred to Clemson, winning four ACC Championship titles and two national runner-up titles. He earned a degree in management and a master's degree in counseling education from Clemson.

Greenlee is a member of the NSCA, CSCCa, NASE and the USAW. He is certified as a Sport Performance Coach (SPC) by USA Weightlifting (USAW), specializing in Olympic lifts, Strength and Conditioning Coach Certified (SCCC) by the Collegiate Strength and Conditioning Coaches Association (CSCCa) and is certified by the National Association of Speed and Explosion.

In 2012, Greenlee was named Master Strength & Conditioning Coach (MSCC), the highest honor in the profession, by the Collegiate Strength & Conditioning Coaches Association. He has also served as the Vice Chair on the CSCCa's Certification Committee nine times. In 2017, he was inducted into the D.W. Daniel High School Hall of Fame.

Greenlee is married to the former Shirley Griffin. The couple has two children: DJ, a Clemson graduate and former football letterman, and Sydnee.



PAUL HARRINGTON

DIRECTOR OF PERFORMANCE NUTRITION
7TH SEASON ON CLEMSON STAFF
FLORIDA '04

TIGERS

Paul Harrington is in his seventh year as Director of Football Performance Nutrition at Clemson. In his first six seasons with the program, the Tigers earned five ACC titles, five CFP berths and two national championships.

Born and raised in Seminole, Fla., Harrington graduated from Florida in 2004 with a bachelor's degree in

food science & human nutrition. At Florida, he volunteered as an undergrad in one of the country's first full-time university sports nutrition departments. During his first three years out of school, he worked in a clinical setting in Gainesville, Fla.

Harrington later attended Auburn and graduated with a master's degree in nutrition & food science in 2009. During his last year at Auburn, he assisted as a volunteer in starting Auburn's sports nutrition department. After graduation, he moved to Atlanta, working in the clinical setting and as a personal trainer.

In 2013 after his dietetic internship, he was hired by Alabama, first as an intern and later as Assistant Director of Performance Nutrition. At Alabama, he managed all aspects of nutrition for men's basketball, women's gymnastics, all swimming & diving, all track & field, women's soccer and assisted with football. He worked at Alabama for three years before moving to Clemson.

His football teams participated in the first seven College Football Playoffs in history, won seven consecutive conference titles, appeared in four national championship games (with three victories) and have made a bowl game every year on staff. He also has helped fuel six Heisman Trophy finalists and one winner.

Harrington and his wife, Morgan, have identical twin daughters, Mila and Ansley.



PAUL HOGAN

SENIOR ASSISTANT STRENGTH & CONDITIONING COACH
11TH SEASON ON CLEMSON STAFF
ALABAMA '00

TIGERS

Paul Hogan is in his 11th year at Clemson serving as a Senior Assistant Strength and Conditioning Coach under Director Joey Batson in 2022. Hogan earned a Master's degree in management from the University of Alabama in December 2004.

He is a Certified Strength and Conditioning Specialist (CSCS) through the National Strength and Conditioning Association (NSCA), a Strength and Conditioning Coach Certified (SCCC) through the Collegiate Strength and Conditioning Coaches Association (CSCCa), a Master Strength and Conditioning Coach (MSCC), and a Certified Sports Nutrition Consultant (CSNC) through the American Fitness Professionals & Associates (AFPA).

Hogan was a four-year starter at center with Alabama from 1997-00 and was a three-time All-SEC pick and All-American at center. He started 44 of his 45 career games and earned Academic All-SEC honors two years.

Following his graduation in 2000, Hogan signed a free-agent contract with the Oakland Raiders.

Hogan spent 2005-06 as an on-field graduate assistant at Clemson. In 2007, Hogan got his first full-time strength and conditioning job at Samford, where he spent seven years. He returned to Clemson in 2012.

Hogan is a native of Valdosta, Ga., where he attended Valdosta High School. In 2019, Hogan was inducted into the Valdosta High School Hall of Fame. He is married to the former Jennifer Rouzie of Tuscaloosa, Ala., and the couple has two sons, Rouzie and Jackson.



DENNIS LOVE

ASSISTANT STRENGTH & CONDITIONING COACH
12TH SEASON ON CLEMSON STAFF
CATAWBA '00

TIGERS


Dennis Love returned to Clemson in January 2022, rejoining the football program as an assistant football strength and conditioning coach. The 2022 season will be his

12th serving Clemson student-athletes across his two tenures.

The strength and conditioning veteran of two decades most recently served as an assistant strength and conditioning coach at Auburn for the 2021 season after a four-year stint as the associate director of football strength & conditioning at Purdue from 2017-20. He spent the 2015-16 seasons as an assistant strength & conditioning coach with the Denver Broncos, helping the franchise to victory in Super Bowl 50.

Love spent 11 years at Clemson from 2004-14, including the final four as the director of Olympic sports strength & conditioning. During his time as director, he oversaw the strength & conditioning for 14 Olympic sports while serving as the head strength coach for the baseball, men's soccer and women's volleyball teams. In his first season working with the baseball program in 2010, Clemson advanced to the College World Series and finished third nationally in the final polls. He also assisted with the football program, working primarily with the defensive line and skill positions.

The 2000 graduate of Catawba with a degree in recreation is certified by the Collegiate Strength and Conditioning Coaches Association, the National Association of Speed and Explosion and United States Weightlifting, and he is a Certified Football Performance Specialist. He also holds a master's degree in counselor education from Clemson in 2008.



BRANDON MCCOMBS


ASST. FOR SPECIAL TEAMS ANALYSIS & RESEARCH DEV.
18TH SEASON ON CLEMSON STAFF
CLEMSON '09

TIGERS

Brandon McCombs is in his 13th year in a full-time capacity at Clemson and his 10th working with special teams.

Clemson has won at least 10 games in each of McCombs' nine previous seasons assisting Clemson's coaching staff on special teams, including six ACC titles, six CFP berths and two national championships. During that time, Clemson has finished in the top half of the ACC in kickoff coverage six times, including leading the conference and finishing 13th in the country with 17.56 yards allowed per return in 2019.

McCombs began his career working as a student assistant at Clemson in 2005 and was a player development coach in the strength training room from 2010-12. He earned a bachelor's degree in sport management from Clemson in 2009.



DEANDRE MCDANIEL

SENIOR DEFENSIVE ASSISTANT
8TH SEASON ON CLEMSON STAFF
CLEMSON '10

TIGERS

DeAndre McDaniel is in his eighth season on staff at Clemson and his first as Clemson's senior defensive assistant after being promoted from defensive analyst in December 2021. Clemson's defense finished in the Top 15 in total defense in each of his first seven seasons on staff and earned Top 3 finishes in scoring defense four times in that span.

Prior to joining Clemson's support staff, McDaniel was one of the top safeties at Clemson in the 2000s. He was a first-team All-America safety in 2009 and third-team selection in 2010. He tied for third in the nation and was first in the ACC in interceptions in 2009. That season, he was the only player in the nation to have at least eight interceptions and 100 tackles.

FOOTBALL SUPPORT STAFF

As a senior, McDaniel, a 2010 Clemson graduate, led the Tigers in interceptions and tackles in 2010. He finished his career with 15 interceptions in his 53 games and was a two-time first-team All-ACC selection.

McDaniel is married to his wife, Talia, and has four children: Deandre Jr., Carson, Londyn and Kross.



KALEB NOBLES

OFFENSIVE PLAYER DEVELOPMENT
2ND SEASON ON CLEMSON STAFF
VALDOSTA STATE '15

TIGERS

Kaleb Nobles is in his second season at Clemson in an offensive player development role for the Tigers.

Nobles joined the program after coaching three seasons at West Florida, where he helped quickly shape the upstart program into a Division II powerhouse. Nobles served in multiple capacities at West Florida immediately following his playing career, serving as quarterbacks coach from 2017-19, adding director of football operations duties for 2018-19 as well as the role of co-offensive coordinator in 2019. He helped lead the program to its first national title in only its fourth year of existence in his final season.

Nobles played quarterback at Valdosta State from 2012-15, earning a degree in health care administration in 2015. He then transferred to West Florida, where he completed his final year of eligibility as the first quarterback in the program's history in 2016 before entering the coaching ranks.

Nobles is married to his wife, Katy. He is the brother of former Clemson fullback and tight end Kasey Nobles.



SAM OGDEN

DIRECTOR OF VIDEO & TECHNOLOGY
3RD SEASON ON CLEMSON STAFF
JACKSONVILLE STATE '14

TIGERS

Sam Ogden is in his third season as Clemson's director of football video after joining the program in early 2020. In this role, Ogden oversees Clemson's football video department, including the shooting, processing and management of all game and practice video as well as producing internal video content for the team and staff.

Ogden joined Clemson after spending two seasons at Arkansas in the same capacity from 2018-19. His service at Arkansas was part of five years he served under former Clemson offensive coordinator Chad Morris, including three years at SMU from 2015-17.

Ogden, a 2014 graduate of Jacksonville State with a degree in communications, worked with Jacksonville State's football team for four years and the men's basketball teams for three seasons. He later earned his master's degree in sports management from the school in 2016. A native of Bellefontaine, Ohio, Ogden is married to his wife, Chloe.



DANNY PEARMAN

DIRECTOR OF SCOUTING
16TH SEASON ON CLEMSON STAFF
CLEMSON '87

TIGERS

Danny Pearman is in his 16th season as a full-time member of Clemson's staff and in his second year as Director of Football Scouting.

Before transitioning into his current role in 2021, Pearman spent 12 seasons as Clemson's special teams coordinator and tight ends coach from 2009-20 after joining the program in December 2008 in advance of the team's Gator Bowl appearance. In that span, he helped evaluate, recruit and develop several NFL players in his dual role, including 2011 Mackey Award winner Dwayne Allen, two-time Mackey Award finalist Jordan Leggett and Super Bowl champion Bradley Pinion, among others. He also had purview of the team's offensive tackles from 2009-10, helping launch tackle Chris Hairston to a seven-year NFL career.

Prior to transitioning to scouting, Pearman's teams played 29 bowl games in his 29 seasons as a full-time assistant coach, a figure that extends to 32 bowl games in 32 seasons upon inclusion of his three years as a graduate assistant. He started his coaching career as a graduate assistant at Clemson across the 1988-89 seasons, before joining Alabama as a graduate assistant for the 1990 season.

Pearman coached Alabama's offensive tackles and special teams from 1991-97, helping the Tide to the 1992 national championship. On that squad was wide receiver Dabo Swinney, with whom Pearman would then coach at Alabama from 1993-97. Pearman would go on to coach at Virginia Tech (1998-2005), North Carolina (2006), Duke (2007) and Maryland (2008) before returning to Clemson.

A 1987 Clemson graduate, Pearman played tight end on Clemson's 1986 and 1987 ACC title teams. He is married to his wife, Kristy, and has two sons, Tanner and Trent, and a daughter, Taylor. Trent is a quarterback on Clemson's 2022 team.



ABE REED

SR. DIR. OF EQUIPMENT & FACILITY COORD.
25TH SEASON ON CLEMSON STAFF
HOUSTON '97

TIGERS

The 2022 season marks Abe Reed's 10th year as director of equipment for football and his 25th year at Clemson after joining as a graduate assistant in 1998 and being hired full-time in 2000. He coordinates all the team's equipment needs and added the role of facility coordinator following the 2021 season.

Reed is a 1997 graduate of Houston, where he earned a biology degree. He was a student manager at Houston before being hired in a full-time capacity serving multiple sports at Clemson.

Reed previously served as the AEMA District III secretary since 2011 and was the AEMA District III Equipment Manager of the Year in 2012.

He is married to the former Holly Hepfer of Sumter, S.C. They have two children, a son, Lance, and a daughter, Lillian.



PAT RICHARDS

DIRECTOR OF ATHLETIC TRAINING
1ST SEASON ON CLEMSON STAFF
TCU '13

TIGERS

Pat Richards is entering his first season as Clemson's Director of Football Athletic Training in 2022.

Richards became only the fourth person to formally serve as Clemson Football's head athletic trainer since 1948. Clemson Athletic Hall of Famer Herman McGee held the role from 1948-57 amidst his 46 total years of service at Clemson. Though there was no designated head trainer in 1958, legendary long-time Milwaukee/

Atlanta Braves trainer Dave Pursley temporarily assisted in that capacity alongside McGee during Clemson's 1958 ACC title season while also assisting MLB farm clubs. Fred Hoover, a Clemson Athletic Hall of Famer and 2002 South Carolina Athletic Hall of Fame inductee, led football training efforts as head athletic trainer from 1959-98. He also succeeded Danny Poole, Clemson's most-recent athletic trainer.

Prior to joining Clemson, he most recently served as Associate Director of Sports Medicine at the University of Houston for the Cougars' 12-2 season and No. 17 final national ranking. His professional experience began as an athletic training intern with the Dallas Cowboys during the 2012 NFL season. In the years to follow, he served as a graduate assistant at Utah (2013-14), as an athletic training intern at Louisville (2015), as an associate athletic trainer at Mississippi State (2016-18) and as the associate director of sports medicine at Louisiana (2019-20) prior to his latest role at Houston.

A native of Dallas, Texas, Richards earned his bachelor's degree in athletic training from TCU in 2013 before earning a master's degree in exercise and sport science from the University of Utah in 2015.



JOE ROBBINS

DIRECTOR OF CREATIVE MEDIA
4TH SEASON ON CLEMSON STAFF
GRAND VALLEY STATE '16

TIGERS

Joe Robbins is entering his fourth season at Clemson and his first as Director of Football Creative Media in 2022.

Robbins joined Clemson as its graphic design coordinator prior to the 2019 season and has since overseen graphic design for Clemson's recruiting efforts. His larger contributions to Clemson's broad range of visual media content for prospective student-athletes resulted in his promotion to Director of Football Creative Media following the 2021 season.

Robbins was a four-year letterwinner at Grand Valley State as a wide receiver from 2013-16, helping the Lakers to three appearances in the Division II playoffs. He graduated from Grand Valley State in 2016 with a degree in film and video before spending the 2017-18 seasons as the lead graphic designer for Michigan State's football program.

A native of Petoskey, Mich., Robbins is married to his wife, Meg, and the couple has a daughter, Della.



ARTAVIS SCOTT

OFFENSIVE GRADUATE ASSISTANT
2ND SEASON ON CLEMSON STAFF
CLEMSON '16

TIGERS

Artavis Scott is in his second season as an offensive graduate assistant since returning to his alma mater in 2021.

Scott returned to Clemson after spending four seasons in the NFL. He joined the Los Angeles Chargers as an undrafted free agent in May 2017, spending three seasons with the organization. He spent time with the Indianapolis Colts and Houston Texans in 2020.

Before his time in the NFL, Scott was a three-time All-ACC honoree and a Freshman All-American in his three-year career at Clemson spanning 2014-16. He appeared in 43 career games with 36 starts for the Tigers, compiling a school-record 245 catches for 2,480 yards and 19 receiving touchdowns. His 245 career receptions finished fifth in ACC history.

Scott earned his degree from Clemson in communication studies in December 2016.

FOOTBALL SUPPORT STAFF



ANDREW SHIPMAN

VIDEO GRADUATE ASSISTANT
6TH SEASON ON CLEMSON STAFF
CLEMSON '21

TIGERS

Andrew Shipman is in his second season as a video graduate assistant for the offense in 2022 and his sixth year overall.

He served as a student coaching assistant for Clemson from 2017-20. In that role, he assisted with self-scouting and other assorted tasks as the Tigers made College Football Playoff appearances in all four campaigns. Prior to attending Clemson, he assisted current Clemson Passing Game Coordinator/Tight Ends Coach Kyle Richardson during Richardson's tenure as head coach at Northwestern High School in Rock Hill, S.C., helping the Trojans to state titles in 2013 and 2015.

Shipman earned bachelor's degrees from Clemson in both accounting and economics in August 2021, also securing a minor in athletic leadership.



CHAD SMITH

VIDEO GRADUATE ASSISTANT
1ST SEASON ON CLEMSON STAFF
CLEMSON '18

TIGERS

Chad Smith is entering his first season as a video graduate assistant with Clemson's defense in 2022.

He played linebacker at Clemson from 2015-19, helping the Tigers to five ACC titles, five consecutive College Football Playoff appearances, four national championship game berths and two national titles. In his final season in 2019, he earned All-ACC Academic and NFF Hampshire Honor Society accolades, and in his penultimate game, he posted 12 tackles to earn Fiesta Bowl defensive MVP honors in a dramatic playoff semifinal win against No. 2 Ohio State.

A native of Sterling, Va., Smith earned a degree in sports communication from Clemson in 2018. The three-time ACC Honor Roll selection added a master's degree in communication, technology and society in December 2019.



JORDAN SORRELLS

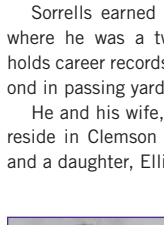
SR. DIR. OF RECRUITING & PLAYER DEV.
8TH SEASON ON CLEMSON STAFF
FURMAN '09

TIGERS

Jordan Sorrells is in his eighth season with the Tiger football program, during which time he has held a variety of titles in the team's recruiting department prior to being named Senior Director of Recruiting and Player Development in 2022. His list of duties includes management of the prospect evaluation process, organizing prospect visits, prospect communications, coaches recruiting travel logistics and planning and executing recruiting events.

In his first seven years at Clemson, Clemson had a 89-10 overall record with six CFP berths, six ACC titles, four national title game appearances and two national titles. Its 69 wins from 2015-19 were the most by any team in a five-year span in the AP Poll era and preceded a 2020 recruiting class that ranked No. 1 by ESPN, No. 2 by Rivals and No. 3 by the 247 Composite.

The Greenville, S.C., native came to Clemson in 2014 from Furman, where he served as director of football operations during the 2011-14 seasons and was a part of the 2013 SoCon championship team.



BILL SPIERS

DIRECTOR OF SPECIAL TEAMS
7TH SEASON ON CLEMSON STAFF
CLEMSON '18

TIGERS

Bill Spiers is in his second season as director of special teams after having served as a student assistant from 2016-17 and as senior special teams assistant from 2018-20.

Spiers was one of the top baseball players at Clemson from 1985-87. He was the No. 13 overall selection of the 1987 MLB Draft after earning All-America honors. Spiers also played football for the Tigers in 1986 and was the team's starting punter when the Tigers won the ACC Championship.

He went on to play 13 years in the major leagues from 1989-01 with the Brewers, Mets and Astros. He played 1,252 games at the major league level.

A native of Cameron, S.C., Spiers had experience coaching high school football and baseball before returning to Clemson as part of the Tiger Trust Program, which provides an opportunity for student-athletes who exhausted their eligibility or left early for a professional opportunity to return to complete their degree. He earned his degree from Clemson at age 51 in 2018.

Spiers is married to his wife, Laura, with whom he has three children, Ashley, Will and Mary Crosby. Ashley serves on the Tiger football staff, and Will was a record-setting punter as a five-year Tiger starter (2017-21).



COLE STOUTD

OFFENSIVE PLAYER DEVELOPMENT
2ND SEASON ON CLEMSON STAFF
CLEMSON '15

TIGERS

Cole Stoudt is in his second season in an offensive player development role at Clemson. Stoudt joined Clemson's staff following two seasons as quarterbacks coach at Morehead State from 2018-19 prior to the postponement of the 2020 FCS season.

Stoudt entered the coaching ranks as an offensive graduate assistant at Jacksonville State, assisting the program's quarterbacks for three years from 2015-17 and helping quarterback Eli Jenkins earn OVC Offensive Player of the Year honors in 2015 and 2016. During his time on staff, Jacksonville State won three OVC championships, went 23-0 in the league and appeared in the 2015 FCS title game.

Stoudt was a four-year letterman at quarterback for Clemson from 2011-14, passing for more than 2,600 yards. He was named Most Valuable Player of the 2014 Russell Athletic Bowl after throwing for 329 yards and three touchdowns against Oklahoma. He earned a degree in sociology from Clemson in 2015.

Stoudt is married to his wife, Alexandra, and they have a daughter, Ryann.



ROSS TAYLOR

ASSISTANT AD • FOOTBALL COMMUNICATIONS
5TH SEASON ON CLEMSON STAFF
MISSOURI '10

TIGERS

Ross Taylor is in his fifth year as director of football communications. He succeeded CoSIDA Hall of Famer Tim Bourret in July 2018 and was just the third director of football communications at Clemson since 1955.

Taylor has guided media relations efforts in the midst of three College Football Playoff berths, including two title game appearances, and has helped promote six consensus All-Americans as well as winners of the Campbell Trophy, Butkus Award, Archie Griffin Award, Disney Spirit Award and Bear Bryant Award. Clemson received the Super 11 Award for excellence in media relations from the Football Writers Association of America in each of his first four seasons.

Taylor came to Clemson after spending seven years with the team known currently as the Washington Commanders, including the last three seasons as director of communications. He began as a media services assistant with Washington in 2011 at the age of 22.

A native of Coppell, Texas, Taylor graduated magna cum laude from the University of Missouri School of Journalism in 2010.



BRANDON THOMAS

OFFENSIVE GRADUATE ASSISTANT
1ST SEASON ON CLEMSON STAFF
CLEMSON '13

TIGERS

Brandon Thomas is in his first season as an offensive graduate assistant at Clemson after returning to the program in early 2022.

Thomas played 2,765 offensive snaps at Clemson in his four-year collegiate career spanning the 2010-13 seasons, the 11th-most snaps from scrimmage of any Clemson player on record. He was a two-time All-ACC selection, earning first-team honors in 2012 and second-team honors as a team captain in 2013.

After being selected by the San Francisco 49ers in the third round (No. 100 overall) of the 2014 NFL Draft, Thomas spent six seasons in NFL from 2014-19 with the 49ers (2014-15), Detroit Lions (2016-17) and Jacksonville Jaguars (2018-19). He spent the 2020 season as an assistant coach at Daniel High School in Central, S.C., helping the program to the 2021 AAA state title.

Thomas earned a degree in secondary education from Clemson in 2013.



CARTER THOMASON

DEFENSIVE ANALYST
5TH SEASON ON CLEMSON STAFF
CLEMSON '20

TIGERS

Carter Thomason is in his first season as a defensive analyst in 2022 and in his fifth season with the Tiger program overall.

Thomason served as a student coaching assistant for Clemson from 2018-20, assisting in a variety of roles that included contributions to game planning, data management, film study and recruiting. He transitioned into a video graduate assistant role in 2021 before being hired as a defensive analyst in early 2022.

FOOTBALL SUPPORT STAFF

Prior to attending Clemson, Thomason served as a student coach at North Gwinnett (Ga.) High School in 2017, helping his team to a Georgia 7A state title that year.

Thomason earned his bachelor's degree from Clemson in political science in 2020 and added a master's in athletic leadership in 2022.



ELIJAH TURNER

**DEFENSIVE PLAYER DEVELOPMENT
2ND SEASON ON CLEMSON STAFF
CLEMSON '19**

TIGERS

Elijah Turner is in his second season on Clemson's support staff and his first as serving in defensive player development in 2022.

Turner joined Clemson's staff as a defensive graduate assistant in 2021 immediately following a five-year playing career. He began his collegiate career at

Presbyterian College, where he played defensive back from 2016-17 and finished second on the Blue Hose in tackles in 2017. Upon Presbyterian's transition to a non-scholarship model, Turner elected to walk on at Clemson, playing in 24 games across the 2018-20 seasons for squads that won a combined 39 games and made three College Football Playoff appearances.

Turner earned his degree in communication from Clemson in 2019 before starting his pursuit of a master's degree in athletic leadership during his final playing season in 2020.



ANDREW ZOW

**SENIOR OFFENSIVE ASSISTANT
2ND SEASON ON CLEMSON STAFF
ALABAMA '01**

TIGERS

Andrew Zow is in his second season at Clemson and his first as the Tigers' senior offensive assistant.

Zow joined Clemson as an offensive analyst in 2021 with 13 years of coaching experience at the high school level, including stints at Union County (Fla.) High School from 2007-09, Oak Mountain (Ala.) High School in 2011, Montevallo (Ala.) High School from 2012-15, Calera (Ala.) High School from 2016-18, Bessemer City (Ala.) High School in 2019 and Sylacauga (Ala.) High School in 2020, serving as head coach at Union County and in each of his last three stops.

After redshirting in 1997, Zow played collegiately at Alabama from 1998-01, finishing his career as the program's career leader in pass attempts, completions, pass yards and total offense. He compiled 5,983 career passing yards and 35 touchdowns with the Crimson Tide and helped No. 7 Alabama, a squad for which Dabo Swinney served as wide receivers coach, to a 34-7 victory over No. 5 Florida in the 1999 SEC Championship Game.

Zow graduated from Alabama in 2001 with a degree in sports fitness management and was an Academic All-SEC honoree. The native of Lake Butler, Fla. is married to his wife, Amebriss, and has three children: Andrew Jr., Ashton and Avry.



PAUL ANDERSON
Director of Academics & Freshman Transition



JENNIFER BENTON
Director of Office Operations



BROOKS COCKRELL
Assistant Director of Creative Media




C.D. DAVIES
NIL Coordinator



JEUEL DAVIS
Director of Like Skills & Community Service



JODY EVANS
Assistant Director of Football Operations



ANDREW FELDMAN
Assistant Director of Video & Technology



HENRY GUESS
Assistant Director of Coaching Video & Technology



ANNA KATE GUNN
Assistant Director of Player Development & Freshman Transition




RASHARD HALL
Director of Career & Professional Development



JAMES HAYNES
Assistant Director of Recruiting Operations



NIKI LYON
Performance Nutrition Operations Coordinator



ANTOINE McCLAIN
Director of Former Player Engagement & Development



JAYSE McQUAIG
Assistant Director of Internal Creative & Technology



REGGIE PLEASANT
Life Coach



DANNY POOLE
Assistant Manager for Football Administration & Facilities



CHEYENNE REYNOLDS
Sports Medicine Assistant



RICKY SAPP
Strength & Conditioning Assistant



NICK SAUL
Sports Medicine Assistant



ASHLEY SPIERS
Administrative Assistant, Head Coach



SHANELLE VALENTINE
Assistant Director of On-Campus Recruiting



JOSH WALL
Associate Director of Recruiting & High School Relations



KARLI WELCH
Player Relations Coordinator



NICK YARID
Director of Student-Athlete Equipment



UNIVERSITY PRESIDENT



JIM CLEMENTS

- CLEMSON UNIVERSITY PRESIDENT
- 9TH FULL SEASON AT CLEMSON
- UMBC '85, '91, '93, JOHNS HOPKINS '88

Jim Clements became Clemson University's 15th president on Dec. 31, 2013 after serving as president of West Virginia University. Since his arrival, the value of the Tiger Paw has never been higher, driven by the university's elevated academic reputation and the exposure from Clemson University's continued athletic success on the national stage.

Under his leadership, Clemson has raised the bar in academics, admissions, enrollment, retention rates, research, graduation rates and diversity. Clements has also led the way in helping to raise more than \$1.4 billion in private funds since he arrived at Clemson.

Clements is a nationally recognized leader in higher education who has served as president of a university in three different athletic conferences, Big East Conference, Big 12 Conference and Atlantic Coast Conference, where he served as the 2016-17 chair of the ACC Council of Presidents.

Clements currently serves on the College Football Playoff Board of Managers. He also serves on the board of directors of the American Council on Education, the executive committee for the Council of Competitiveness, the Council of Presidents for the Association of Governing Boards and the Special Olympics International Board. Clements previously served as Chair of the Board for the Association of Public & Land-Grant Universities.

UNDER CLEMENTS' LEADERSHIP

- He has led commencement ceremonies for more than 53,000 graduates at Clemson.
- Freshman applications increased from approximately 18,000 to nearly 53,000 this year.
- Clemson has raised more than \$1.4 billion, resulting in record-breaking fundraising every year.
- The value of Clemson Foundation Endowment surpassed \$1 million for the first time last year.
- Total research expenditures reached an all-time high of \$237 million this year.
- Clemson achieved and was re-affirmed Carnegie R1 for highest research activity.
- Approximately \$1 billion in new or renovated facilities have been constructed.
- Clemson is on more than 100 top-20 lists, including "Happiest Students," "Great Career Services," and "Best Alumni Network."

He holds a bachelor's degree in computer science as well as a master's degree and Ph.D. in operations analysis from the University of Maryland, Baltimore County. Clements also holds a master's degree in computer science from Johns Hopkins University's Whiting School of Engineering and was awarded an honorary degree as Doctor of Public Education from his alma mater, UMBC.



Clements' "Successful Project Management" book is now in its seventh edition and has been published in multiple languages and used in numerous countries.

Clements was born in Arlington, Va., but spent the majority of his life in Maryland before relocating to West Virginia and then Clemson. He and his wife, Beth, have been married for 31 years and have four children, Tyler, Hannah, Maggie and Grace; two sons-in-law, Tanner Coombs and Max Kinser; a daughter-in-law, Margot Murray Clements; two grandsons, Cannon and Ronan; and two granddaughters, Eliza and Eva.



THE CLEMENTS FAMILY (FROM LEFT TO RIGHT) - MAGGIE, CANNON, TANNER, BETH, JIM, GRACE, MARGOT, ELIZA, TYLER, HANNAH, MAX.

DIRECTOR OF ATHLETICS



GRAHAM NEFF

- DIRECTOR OF ATHLETICS
- 1ST FULL SEASON AS DIRECTOR OF ATHLETICS AT CLEMSON
- GEORGIA TECH '06



Graham Neff was named Clemson's 14th director of athletics on Dec. 23, 2021 in the midst of his ninth year at Clemson.

Neff has been in senior leadership positions within Clemson athletics since 2013, including as chief financial officer and director of capital projects prior to his most recent role as deputy director of athletics. Neff has helped oversee the build and financing of more than \$200 million in facility improvements, aided in the continued development of IPTAY and served as a sport administrator for football and men's basketball.

Neff works consistently with key university stakeholders, including the university Executive Leadership Team, Board of Trustees, IPTAY Board of Directors, Athletics Council and several university committees and appointments.

During his time as a sport supervisor, the football program won two national championships and the men's basketball program made two NCAA Tournament appearances, including a Sweet 16 run in 2018. Academically, Clemson's graduation success rate has been above 91 percent for seven consecutive years, and student-athlete total GPA has been above 3.0 for nine straight semesters.

Neff has helped develop several key areas of the department, including the financial philosophy, fundraising, student-athlete welfare and external operations

WHAT THEY'RE SAYING

Clemson President Jim Clements (Dec. 23, 2021)

"Our department of athletics has a long-standing tradition of success that continues today, most recently with another national championship for our men's soccer team, and a deep commitment to student-athlete development. Graham Neff has played an integral role every step of the way. Graham is a highly sought-after athletics administrator and a brilliant and selfless leader and we're thrilled about his vision for Clemson athletics."

ACC Commissioner Jim Phillips (Dec. 23, 2021)

"Graham will be an excellent addition to our outstanding group of ACC athletic directors. He is already well-versed in the culture of Clemson University, the ACC and college athletics, which will serve all entities well. Congratulations to Graham, his wife, Kristin, and their entire family."

management. In 2019, he was named one of Sports Business Daily's Power Players.

Prior to his role as Deputy AD, he joined Clemson in 2013 as associate athletic director of finance & facilities. Before Clemson, Neff served two-plus years in

several senior administrative roles with Middle Tennessee Athletics, with emphasis in finance, facilities and external operations.

A civil engineering graduate of Georgia Tech in 2006, he served as a student manager for Head Coach Paul Hewitt and the men's basketball program, advancing to a Final Four in 2004. Neff worked in the Financial Advisory Services group at Deloitte and Touche from 2006-08 prior to returning to a finance and ticketing role at the Georgia Tech Athletic Association. He earned an MBA from Georgia Tech in 2010.

Neff and his wife, Kristin, have three sons, Grady and twins Emmett and Nolan.



ALLEN N. REEVES FOOTBALL COMPLEX



Head Coach Dabo Swinney and the Tiger staff sought to build “the forever home of Clemson football” when envisioning what would become the Allen N. Reeves Football Complex, which opened in January 2017 and remains among the gold standards of performance facilities, not only in college football, but in all of sports.

While discussion about the \$55 million facility covering in excess of 142,000 square feet often centers around its bells and whistles, by design, it offers unparalleled functionality. During the facility's ideation, Clemson staff toured more than 35 sports performance facilities, pulling the best, most innova-

tive ideas from every location and using the gleaned insight to create what 247Sports ranked as the nation's No. 1 facility as recently as 2021.

Despite national praise for the young facility, Clemson has not rested in its pursuit of making the facility the nation's standard-bearer. Completed in 2022, Clemson renovated the facility with its “100 Yards of Wellness” project, representing the natural evolution of Clemson football's long-time commitment to student-athlete health and wellness. By literally and figuratively breaking down walls, the space combined Clemson's athletic training and rehabilitation expertise with its continued

innovation in active recovery and applied science.

Beyond the athletic training and rehabilitation offerings, the facility includes the Clemson Applied Science Lab, which under the purview of Director of Applied Science Dr. Alex Bina, continues to keep the program at the forefront of the recovery and sports science movement.

The sports science lab in CASL includes Sparta Science force plates to judge force efficiency, a DARI motion capture lab to quantify functional movement, a Trazer augmented reality station to measure change of direction, NordBords to gauge hamstring strength and a Senaptex sensory station to quantify

cognitive performance, decision making and visual acuity.

The recovery center portion of the facility features a cryotherapy chamber for muscle recovery, a sensory deprivation pod that houses 1,200 pounds of Epsom salt dissolved in water at skin temperature to remove athletes from light, sound and some gravitational force, two infrared hyperthermic cocoon pods for far-infrared heat therapy and vibrational massage, four massage chairs, percussive massage guns and dedicated tables and space for Normatec compressive sleeves to supplement the Normatec air pressure massage systems provided to each player prior to the season.

Upon entry to the main lobby of Allen N. Reeves Football Complex, the first thing visitors see are national championship trophies sitting in front of a video screen flanked by massive trophy cases housing additional hardware from Clemson's history. The lobby also displays a scaled replica of Howard's Rock and the Hill from Memorial Stadium, which also includes a button to play audio of Brent Musburger describing college football's grandest entrance prior to Clemson's game against Georgia in 2013.

Off the lobby to the right is the home of P.A.W. Journey, which cultivates leadership on the team through three main pillars of personal growth, life skills and professional development under the guidance of former All-American Jeff Davis. A corridor near that area leads to the Paw Bistro, the best-in-class dining facility, whose cuisine is cited by many current and former players as their favorite part of the facility.

Adjacent to the dining area are the outdoor player village and indoor player lounge. The outdoor area spanning more than an acre includes a nine-hole min-



ALLEN N. REEVES FOOTBALL COMPLEX



ature golf course, an artificial-surface wiffle ball diamond, sand volleyball facility, a horseshoe pit, wading pool with a Tiger Paw monument, outdoor kitchen and a lounge area with a 20-foot video screen.

The indoor player lounge is a player and visitor favorite, as it is complete with a two-lane bowling alley, Pop-A-Shot, three different video game console centers, multiple ping-pong and pool tables and a shuffleboard table. Adjacent to the ping-pong tables is a golf simulator, where players can play Augusta National, St. Andrews and Pebble Beach along with many other great golf courses from around the world.

Down the corridor from the golf simulator is a recently expanded and renovated barber shop with a pedicure station and massage chairs. Next to the barber shop is the nap room, designed to offer student-athletes a designated space to combat one of the largest obstacles for the mental health of young people...lack of sleep.

Clemson's enormous weight room covers 23,000 square feet and was the country's largest football-only weight room at the time it was built. The entire team can work out at once in the area that includes 20 inlay platforms, numerous machines, fatbells, kettlebells and dumbbells, as well as a well-equipped cardio deck overlooking the lifting area. It also houses the offices of Paul Harrington and the performance nutrition staff as well as a nutritional fuel bar.

The weight room connects to the Betty Sheppard Poe & William Maxwell Poe Indoor Football Facility, an 80,000-square-foot, \$10 million structure. It includes a full-sized synthetic turf field, raised video platforms, a game-ready scoreboard, four play-

clocks, a videoboard and a booming sound system. The facility has enabled Clemson to continue its preparation despite inclement weather.

Prior to the complex's construction, large tubs were brought to the outside wall of the indoor football facility, as players traded off getting into the tubs. Now, there is one large horizontal 47-degree cold tub that can handle 61 players at any one time, making the process much more efficient. It sits adjacent to Clemson's state-of-the-art training room that also features a lap pool and four therapy pools.

The second floor houses offices and meeting spaces for Clemson football

personnel, including Swinney's office is in the corner with accrued career memorabilia that serves for invited guests as a de facto museum of Clemson football and the future College Football Hall of Famer's career journey.

The second floor is also the home of Clemson football's video department, a multi-screened facility that rivals many broadcast networks. Previously, the adjacent area served as a studio that produced much of @ClemsonFB's award-winning social media content and served as the setting for many of Clemson's national media interviews as well as the home of the bureau cam for Clemson's appearances on ACC Network. Starting

in the winter of 2022, those functions will operate out of the new Clemson Athlete Branding Institute.

The second floor contains a meeting room for each position and the team meeting room that has seats for 180 (up from 158 for the team meeting room at Memorial Stadium). It also features a movie theater with 20 lounge chairs.

But perhaps most famously, connecting the second floor meeting spaces down to the locker room, weight room and practice fields is Clemson's renowned slide, which represents the most efficient means to getting 135 players from meetings to practice in a timely manner.



P.A.W. JOURNEY



The Clemson football program is constantly preparing its scholar-athletes for life through the innovative and empowering program called P.A.W. Journey. P.A.W., which stands for “passionate about winning,” positions Clemson scholar-athletes to maintain a continually competitive posture towards all aspects of their lives.

Head Coach Dabo Swinney consistently emphasizes to his scholar-athletes that football creates options and cultivates skills that each young leader uses for a lifetime. P.A.W. Journey serves as a guiding light to fulfill that vision through its daily work and the long-standing relationships it produces.

P.A.W. Journey holistically develops football scholar-athletes through personal growth, life skills and career and professional development. The pillars, Striped, C.U. in Life, 5th Quarter and the newly created pillar Overtime, work harmoniously together to develop the whole man.

Striped intentionally identifies and fosters each individual’s sense of purpose and promotes maturity throughout his leadership development. This pillar helps leaders build character through, among other ways, overcoming challenges to ultimately achieve strength and maturity.

C.U. in Life equips the young men with transferable skills and provides

opportunities to serve in domestic and global impacts. Initiatives within this pillar teach scholar-athletes critical life skills necessary to earn respect and become impactful men of society.

The 5th Quarter pillar instills practical professionalism through the ability to enhance business acumen, expand networks and gain purposeful employment. The pillar ensures that each leader serves as an example in the marketplace through internships, shadowing opportunities and developmental workshops.

To address the needs of its alumni, P.A.W. Journey introduced its newest pillar, Overtime. Serving as a way to connect and remain engaged with Clemson, Overtime demonstrates the lifetime commitment of the program to its leaders and Tiger football alumni base.

P.A.W. Journey is unique to Clemson and is an influential leader in the player development industry. P.A.W. Journey’s distinction and dedicated personnel, led by Jeff Davis, Rashard Hall, Jewel Davis, Antoine McClain and Karli Welch, engage scholar-athletes from the time they step foot on campus through their graduation and beyond.

“These opportunities aren’t available everywhere,” said current cornerback Malcolm Greene. “The way this program focuses on the man we become and how it creates opportunities we have is amazing.”

The praise for experiences that holistically develop each young man personally and professionally were further echoed by former tight end Braden Galloway.

“P.A.W. Journey has been one of the most impactful programs I have been a part of during my journey at Clemson. It has taught me not only how to be a successful football player, but how to be a successful entrepreneur and businessman.

“The opportunities are unlimited within the program and the connections that you make from being an ambassador help you in ways that you do not even expect!”

Both young men served as P.A.W. Journey ambassadors, a leadership group within the Tiger program that discusses the needs of the team and creates opportunities alongside the P.A.W. Journey staff. Greene and Galloway have also taken advantage of those opportunities mentioned, as both Tiger scholar-athletes completed micro-internships with various companies across the country to discover their abilities and passions in the workforce.

The program not only encourages men to hone their skills and passions, it empowers them to lead. While no two journeys look the same, the ability to lead with confidence and conviction grows each day with our scholar-athletes.

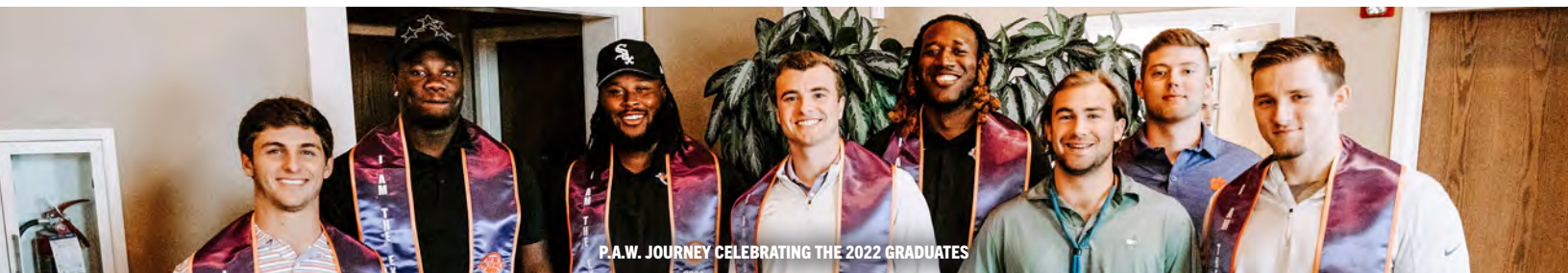
“I have grown as a leader, learned a lot about myself and taken advantage of different opportunities P.A.W. Journey has provided,” said former punter Will Spiers. “The people in the program make it what it is, and they do a great job pursuing us.”

Spiers was not only an anchor for the Tiger team, but also demonstrated outstanding servant leadership through organizing SAAC food drives, fundraising for Lift4Life, serving abroad for the 2019 Thailand trip and regularly volunteering in his local community among other activities.

P.A.W. Journey has recognized and responded to the needs of an ever-growing and sophisticated scholar-athlete. Through changing landscapes, the expectations of what it means to be a Clemson Tiger will continue to rise and be met with the empowerment afforded through P.A.W. Journey.



2021 P.A.W. JOURNEY AMBASSADORS



P.A.W. JOURNEY CELEBRATING THE 2022 GRADUATES



CLEMSON APPLIED SCIENCE LAB



Clemson Applied Science Lab (CASL) has a very simple mission, “Carry out the vision of the head football coach by providing confidence to student-athletes that their physical and technical development is constantly advancing.”

Director of Applied Science Dr. Alex Bina has done everything in his power to ensure that those words ring true and Clemson student-athletes are given every possible opportunity to both improve performance and physically recover, using any and all modern technologies available.

The two key focuses of CASL are maximizing performance and expediting recovery.

The ultimate goal is quantifying body performance. Once the body and its abilities are put into numerical terms, it becomes considerably easier to determine what needs to be improved and the best possible route to enhance it.

Throughout the yearly training cycle, athletes are evaluated using technologies that leverage motion capture, force plates, sensory station, augmented reality, force transducers and GPS sensors in order to quantify athletic development. Through this process, an athlete’s body composition, movement efficiency, vertical jump performance, cognitive reasoning skills, hamstring strength and on-field speed become clear to both coach and athlete alike.

By building a database of the “Clemson Effect” on athlete development and performance, the Clemson football staff can continue to build championship teams for future generations of Tiger players.

Not only does CASL provide coaches and student-athletes with quantitative data with which they can analyze performance, it also is a key resource for

student-athletes to use during the recovery process. Bina stressed that quick and healthy recovery is the priority of the staff at CASL.

The path to success in recovery is a two-step process. The first is communication and collaboration between the student-athlete and his strength & conditioning coach, nutrition and sports medicine experts and his sports psychologist. The second is using the established baseline scores of the student-athlete as targets for return-to-play protocols and as a foundation for injury-prevention training.

Clemson Applied Science Lab concerns itself heavily with the mental aspect of sports performance. Student-ath-

letes get access to a sensory-deprivation float tank, which eliminates all external stimuli and gives the closest estimation of “true peace” possible. This also improves sleep quality, which is a large part of both mental and physical performance. Along with sensory deprivation tanks, CASL utilizes cryotherapy to further stimulate recovery.


Bina has always been interested in bioengineering, which is the degree he earned from Penn State. Bina, who received his Ph.D. from Clemson, is implementing a simple plan, which is to “learn how the body works as a machine and put students in a position to manipulate that machine to improve recovery and performance.”

Tiger players have been responding very positively to the work that Bina and CASL have done for them, and as a program, Clemson has seen tremendous success in terms of both its players’ short and long-term recoveries.

Bina wants to ensure that “everything possible is being done for them” in order to get them back to their peak performance as healthily and as quickly as possible.

As far as long-term and overarching goals and aspirations for CASL, Bina offered the following.

“When we talk about, ‘Best is the Standard,’ that means in all ways possible. This is just another piece of that puzzle.”



STRENGTH & CONDITIONING

STRENGTH ALL-AMERICANS

- 1978 Rich Tuten, MG
- 1981 Jeff Davis, LB
Jeff Bryant, DT
Lee Nanney, OT
- 1983 William Perry, MG
- 1984 Kenny Flowers, TB
- 1985 Jim Riggs, TE
- 1986 Ty Granger, OT
- 1987 Danny Pearman, TE
- 1988 Donnell Woolford, DB
- 1989 Vince Taylor, LB
- 1990 Levon Kirkland, OLB
- 1991 Mike Brown, C
- 1992 Brentson Buckner, DT
- 1993 Stacy Seegars, OG
- 1994 Nelson Welch, PK
- 1995 Brian Dawkins, SS
- 1996 Raymond White, MG
- 1997 Lamont Hall, TE
- 1998 Jason Gamble, C
- 1999 Damonte McKenzie, DL
- 2000 Terry Jolly, DT
- 2001 Woodrow Dantzler, QB
T.J. Watkins, OG
Kyle Young, C
- 2002 Nick Eason, DT
- 2003 John Leake, LB
Gregory Walker, OT
Leroy Hill, LB
- 2004 Steven Jackson, FB
- 2006 Dustin Fry, C
Anthony Waters, LB
- 2007 Cullen Harper, QB
- 2008 Chris Clemons, S
C.J. Spiller, RB
- 2009 Kevin Alexander, DE
Thomas Austin, OG
- 2010 Marcus Gilchrist, CB
- 2011 Tyler Shatley, DT
- 2012 Dalton Freeman, C
- 2013 Brandon Thomas, OT
Sammy Watkins, WR
- 2014 Stephone Anthony, LB
Grady Jarrett, DT
- 2015 B.J. Goodson, LB
Eric Mac Lain, OG
- 2016 Ben Boulware, LB
Wayne Gallman, RB
Jay Guillermo, C
Deshaun Watson, QB
- 2017 Clelin Ferrell, DE
Mitch Hyatt, OT
Christian Wilkins, DT
- 2018 Austin Bryant, DE
Gage Cervenka, OL
Kendall Joseph, LB
Dexter Lawrence, DT
- 2019 Tremayne Anchrum, OT
Tanner Muse, S
Sean Pollard, OL
John Simpson, OL
K'Von Wallace, S
- 2020 Matt Bockhorst, OG
James Skalski, LB
Cade Stewart, OL
Regan Upshaw, DE
- 2021 Jordan McFadden, OT
Baylon Spector, LB

DEDICATION AWARD WINNERS

- 1985 Kenny Flowers, TB
John Phillips, OG
Ty Granger, OT
- 1986 Mark Drag, MG
- 1987 Jeff Bak, C
- 1988 Mark Drag, MG
- 1989 Levon Kirkland, OLB
- 1990 Arthur Bussie, DT
Curtis Whitley, C
- 1991 Ashley Sheppard, OLB
- 1992 Warren Forney, DT
- 1993 Ed Glenn, TE
Stephon Wynn, TE
Ed Glenn, TE
- 1994 Patrick Sapp, OLB
- 1995 Raymond White, MG
- 1996 Jason Gamble, C
- 1997 Jason Gamble, C
- 1998 Kyle Young, C
- 1999 Kyle Young, C
Nick Eason, DT
- 2001 Chad Carson, LB
Kyle Young, C
- 2002 Nick Eason, DT
Jackie Robinson, WR
- 2003 Tony Elliott, WR
J.J. Howard, DE
- 2004 Maurice Fountain, DE
Steven Jackson, FB
- 2005 Chip Myrick, OG
Anthony Waters, LB
- 2006 Chansi Stuckey, WR
Anthony Waters, LB
- 2007 Tyler Grisham, WR
Michael Hamlin, S
Thomas Austin, OL
- 2008 Kavell Conner, LB
Kavell Conner, LB
Chad Diehl, FB
- 2009 Chad Diehl, FB
Marcus Gilchrist, CB
Chad Diehl, FB
- 2010 Chad Diehl, FB
Coty Sensabaugh, CB
- 2011 Tajh Boyd, QB
Spencer Shuey, LB
- 2012 Tyler Shatley, OG
Spencer Shuey, LB
- 2013 Stephone Anthony, LB
Sam Cooper, TE
- 2014 Ben Boulware, LB
Charone Peake, WR
- 2015 Ben Boulware, LB
Wayne Gallman, RB
Jay Guillermo, C
- 2016 Dorian O'Daniel, LB
Garrett Williams, TE
- 2017 Adam Choice, RB
Clelin Ferrell, DE
Luke Price, LB
Garrett Williams, TE
- 2018 Gage Cervenka, OL
Landon Holden, LB
Amari Rodgers, WR
James Skalski, LB
- 2019 Amari Rodgers, WR
James Skalski, LB
- 2020 Davis Allen, TE
Jack Maddox, LS
James Skalski, LB
- 2021 Will Spiers, P

As part of the Allen N. Reeves Football Complex that opened on Feb. 1, 2017, the Tiger program opened one of the top strength training facilities in the nation. The 23,000 square-foot football facility has all the latest in modern strength training that helps the Tigers prepare year-round.

The facility includes 20 inlay platforms, 30 pieces of cardio equipment, a full line of fatbells, kettlebells and dumbbells, eight different training zones and a nutrition bar.

The facility also has the latest high-tech sound system, many flatscreens and the best lighting available that puts wall graphics in full view, leading to the best possible work environment.

The facility is attached to the indoor football facility and faces the outdoor practice facility, making for the most convenient and efficient facility in the nation.



RUNNING DOWN THE HILL

What has been described by television commentator Brent Musburger as “the most exciting 25 seconds in college football” from a color and pageantry standpoint actually started out as a matter-of-fact entrance, mainly because of necessity.

The first 20,000 seats in Memorial Stadium were built and ready for use before the 1942 season, less than a year after Pearl Harbor was bombed and the U.S. was drawn into World War II.

The shortest entry into Memorial Stadium was a short walk down Williamson Road from Fike Fieldhouse’s dressing rooms to a gate at the top of the Hill, located behind the east endzone. There were no dressing facilities inside the west endzone...there was only a giant clock, where the hands turned, and a scoreboard that was operated by hand.

Players would dress in Fike Fieldhouse, walk down Williamson Road, enter at the gate underneath where the scoreboard now stands and jog down the Hill for their warmup exercises. There was little fanfare, no cannon shot fired, no Tiger Paw flag and no “Tiger Rag” played...just the team making its entrance and lining up to do the side-straddle hop. That is the way things went for the next 25 years.

In 1964 or 1965, Sam Jones (Clemson class of 1919) made a trip to California. He stopped at a spot in Death Valley, Calif. and picked up a white flint rock. He presented the rock to Head Coach Frank Howard as being from Death Valley, California to Death Valley, South Carolina.

The rock laid on Howard’s office floor in Fike Fieldhouse for months. One day, he was cleaning up his office and told Gene Willimon (IPTAY executive secretary) to “take this rock and throw it over the fence or out in the ditch...do something with it, but get it out of my office!”



Willimon did not think that was the way a rock should be treated. After all, it had been brought over 1,900 miles by a very sincere Tiger fan.

By the mid 1960s, Memorial Stadium was living up to its moniker (“Death Valley”) because of the number of Tiger wins that had been recorded there. Actually, the name was first used by Lonnie McMillan, head coach at Presbyterian during the 1940s.

McMillan and the other Blue Hose coaches before him opened each season by playing at Clemson. Seldom scoring (24 shutouts in 39 games) and with only three wins and four ties, his teams were getting “killed” by the Tigers regularly.

In 1948, McMillan made the remark to the press that he was taking his team to play Clemson in “Death Valley.” An occasional reference to Memorial Stadium by that name could be heard for the next

four years, but when Howard started calling it “Death Valley” in the 1950s, the name took off like wildfire. Clemson celebrated its 80th year in the “Valley” in 2021 with a 6-0 home record and its fifth straight undefeated home campaign.

But getting back to Howard’s Rock.

It was mounted on a pedestal at the top of the Hill on the east side of the stadium. It was unveiled Sept. 24, 1966, when Clemson played Virginia. The Tigers trailed by 18 points with 17 minutes left and came back to win 40-35 on a 75-yard pass from Jimmy Addison to Jacky Jackson in the fourth quarter. That was quite a debut for Howard’s Rock.

The team members started rubbing Howard’s Rock prior to running down the Hill on Sept. 23, 1967, a day when Clemson defeated Wake Forest 23-6.

Prior to running down the Hill, Howard told his players, “If you’re going to give

110 percent, you can rub that Rock. If you’re not, keep your filthy hands off it!”

Howard told of the incident the following day on his television show, and the story became legend.

When Hootie Ingram succeeded Howard as head coach in 1970, he made the logical decision that the team would make its final entrance out of the new dressing room in the west endzone.

In all home games in 1970 and 1971 and the first four games of 1972 when the Tigers did not run down the Hill, their combined record was 6-9.

The seniors, led by Ben Anderson, decided to come down the Hill prior to the South Carolina game, the 1972 finale. The result, in a cold, freezing rain, was a 7-6 victory when Jimmy Williamson knocked down a two-point conversion attempt, which preserved the narrow win.

Clemson has made the entrance before every home game since 1942, except for the years mentioned and the first game of 1973 (421 times entering 2022).

After final warmups, the team gathers back in its dressing room under the west endzone stands for its final pregame instructions. Ten minutes prior to kickoff, the team boards three buses, rides around behind the north stands to the east endzone and disembarks to the top of the Hill behind Howard’s Rock.

At the appointed time, the cannon booms, and led by a giant Tiger Paw flag carried by cheerleaders and Rally Cats, the band forms two lines for the team to run between and strikes up “Tiger Rag.” The frenzy starts in all sincerity and usually lasts three hours.

It is a tradition that has inspired Clemson players for many years. USA Today agreed, as it rated it the best entrance in the nation in 2017.

YEAR-BY-YEAR ATTENDANCE

Year	Overall Games	Overall Attendance	Avg. Overall Attendance	Home Games	Home Attendance	Avg. Home Attendance	National Ranking
1960	10	247,780	24,778	5	141,080	28,286	---
1961	10	310,000	31,000	5	132,000	26,400	---
1962	10	291,640	29,164	5	158,000	31,600	---
1963	10	318,587	31,859	4	103,496	25,874	---
1964	10	260,725	26,073	4	112,000	28,000	---
1965	10	333,736	33,374	4	113,000	28,250	---
1966	10	355,286	35,529	4	146,237	36,559	---
1967	10	389,618	38,962	5	206,275	41,255	---
1968	10	386,432	38,643	4	147,434	36,859	---
1969	10	339,936	33,994	4	136,252	34,063	---
1970	11	367,347	33,395	6	205,376	34,229	---
1971	11	398,222	36,200	5	154,741	30,948	---
1972	11	398,732	36,248	5	192,456	38,491	---
1973	11	411,477	37,407	6	188,500	31,417	---
1974	11	440,384	40,034	6	251,424	41,904	---
1975	11	487,436	44,312	5	195,873	39,174	---
1976	11	459,845	41,804	5	221,486	44,297	---
1977	12	580,067	48,339	5	235,152	47,030	---
1978	12	599,793	49,983	6	321,763	53,627	---
1979	12	641,109	53,426	6	353,576	58,929	---
1980	11	567,436	51,586	6	369,770	61,628	---
1981	12	683,871	56,989	6	371,152	61,859	20
1982	11	592,902	53,900	6	380,679	63,446	18
1983	11	701,937	63,812	7	521,898	74,557	10
1984	11	750,847	68,259	6	467,670	77,945	8
1985	12	749,282	62,440	6	460,413	76,736	6
1986	12	765,771	63,814	5	393,500	78,700	6
1987	12	825,836	68,820	8	602,526	75,316	10
1988	12	758,727	63,227	6	490,502	81,750	5
1989	12	759,468	63,289	6	473,566	78,927	7
1990	12	717,293	59,774	6	475,174	79,196	7
1991	12	839,423	69,952	7	534,597	76,371	10
1992	11	805,150	73,195	6	460,732	76,789	7
1993	12	749,349	62,446	7	467,914	66,845	15
1994	11	698,782	63,526	6	422,633	70,439	14
1995	12	701,512	58,459	6	427,782	71,297	15
1996	12	690,889	57,574	6	403,393	67,232	18
1997	12	718,786	59,899	6	409,918	68,320	19
1998	11	687,782	62,526	7	478,192	68,313	20
1999	12	750,332	62,528	5	391,510	78,302	13
2000	12	832,469	69,373	7	548,647	78,378	15
2001	12	736,364	61,364	6	480,911	80,152	15
2002	13	842,318	64,794	7	542,675	77,525	17
2003	13	885,840	68,142	7	532,551	76,079	19
2004	11	769,814	69,983	6	472,939	78,823	17
2005	12	779,519	64,960	6	469,391	78,232	18
2006	13	898,975	69,152	7	570,542	81,506	14
2007	13	909,108	69,931	7	569,342	81,335	16
2008	13	896,367	68,951	7	554,145	79,164	18
2009	14	925,267	66,091	7	530,553	75,793	17
2010	13	872,001	67,077	7	542,280	77,469	18
2011	14	997,796	71,271	7	545,713	77,959	17
2012	13	899,651	69,204	7	569,988	81,427	15
2013	13	932,224	71,710	7	574,333	82,048	15
2014	13	907,657	69,820	7	572,262	81,752	15
2015	15	1,082,512	72,167	7	588,266	84,038	14
2016	15	1,058,626	70,575	7	566,787	80,970	14
2017	14	1,016,347	72,596	7	565,412	80,773	14
2018	15	1,077,480	71,832	7	562,799	80,400	14
2019	15	1,071,328	71,422	7	566,074	80,868	14
2020	12	142,936	11,911	6	112,367	18,728	7
2021	13	796,085	61,237	6	476,935	79,489	13

MEMORIAL STADIUM



Clemson's Memorial Stadium has been held in high esteem for many years. Whether it be players from the 1940s and 1950s, opposing players from the 1970s and 1980s or even professional players in the 1990s, the ambiance of this special setting is what college football is all about.

Clemson has finished in the top 20 in the country in average home attendance for 41 straight seasons. Clemson ranked third in the country and first in the ACC in total attendance in 2020, and led the conference (and finished 13th in the nation) in average attendance in 2021.

The storied edifice added to its legend when the first meeting of father-and-son head coaches (Bowden Bowl

l) took place before a record crowd of 86,092 fans in 1999. The legend was further enhanced in 2021, when the Tigers recorded a perfect 6-0 home record to extend their home winning streak to a school-record and national-best 34 games, the 15th-longest streak in FBS history. Since the advent of the CFP prior to the 2014 season, Clemson is 53-1 at home, the highest home winning percentage in the country.

In 2017, StadiumJourney.com rated Memorial Stadium as having the No. 10 stadium experience in the nation for all sports and No. 1 for college football. The facility's mystique is derived from its many traditions, which date to its opening in the 1942 season, the legendary

games and players and Clemson's corresponding rate of success. Entering 2022, the Tigers have totaled 328 wins in 80 years and have won 75.9 percent of the contests (328-102-7). Visiting defending national champions are 0-3 all-time at Memorial Stadium.

The stadium has definitely been good to the Tigers, but it was constructed against the advice of at least one coach. Before Jess Neely left for Rice after the 1939 season, he gave Clemson a message.

TOP MEMORIAL STADIUM CROWDS

Rk	Attendance	Date	Opponent	W-L	Score
1.	86,092	10-23-99	Florida State	L	14-17
2.	85,872	11-19-94	South Carolina	L	7-33
3.	85,573	11-7-15	Florida State	W	23-13
4.	85,187	11-18-00	South Carolina	W	16-14
5.	85,036	11-3-01	Florida State	L	27-41
6.	85,024	11-29-14	South Carolina	W	35-17
7.	84,892	10-3-15	Notre Dame	W	24-22
8.	84,869	10-20-01	North Carolina	L	3-38
9.	84,867	11-19-88	South Carolina	W	29-10
10.	84,576	9-17-88	Florida State	L	21-24

"Don't ever let them talk you into building a big stadium," he said. "Put about 10,000 seats behind the YMCA. That's all you'll ever need."

Instead of following Neely's advice, Clemson officials decided to build the new stadium in a valley on the western part of campus. The place took some clearing, as there were many trees, but luckily there were no hedges.

The crews went to work, clearing, cutting, pouring and forming. On Sept. 19, 1942, Memorial Stadium opened with Clemson defeating Presbyterian College 32-13. Those 20,000 seats installed for the opener would soon grow.

When the original part of the stadium was built in the early 1940s, much of the work was done by scholarship athletes, including football players. The first staking out of the stadium was done by two members of the football team, A.N. Cameron and Hugh Webb. Webb returned to Clemson years later to be an architecture professor and Cameron went on to become a civil engineer in Louisiana.

The construction of the stadium did not proceed without problems. One afternoon during the clearing of the land, a young player proudly announced that he was not allergic to poison oak. He then proceeded to attack the poison oak with a swing blade, throwing the plants to and fro. The next day, the boy was swollen twice his size and was hospitalized.



MEMORIAL STADIUM

HIGHEST HOME WIN % SINCE 2014

Rk	School	W-L	Win %
1.	Clemson	53-1	.982
2.	Alabama	52-2	.963
3.	Ohio State	48-4	.923
4.	Georgia	43-6	.878
	Oklahoma	43-6	.878

There are many other stories about the stadium, including one that Frank Howard put a chew of tobacco in each corner as the concrete was poured.

Howard said that the seeding of the grass caused a few problems.

“About 40 people and I laid sod on the field,” he said. “After three weeks on July 15, we had only gotten about half-way through.

“I told them that it had taken us three weeks to get that far and I would give them three more weeks’ pay for however long it took to finish. I also told them we would have 50 gallons of ice cream when we got through.

“After that, it took them three days to do the rest of the field. Then we sat down in the middle of the field and ate up that whole 50 gallons.”

Howard said on the day of the first game in the stadium, “The gates were hung at 1 p.m., and we played at 2 p.m.” But that would be all of the construction for a while.

Then in 1958, 18,000 sideline seats were added, and in 1960, 5,658 west endzone seats were added in response to increasing attendance. With the large east endzone (“Green Grass” section), this expansion increased capacity to 53,000.

Later, upper decks were added to each side of the stadium as crowds



swelled, the first in 1978 and the second in 1983. It increased capacity to over 80,000, which makes it one of the largest on-campus stadiums in the country. In 2006, the WestZone was added, an area that contains locker rooms, offices, a student-athlete enrichment center and luxury club level that holds over 1,000 seats.

The effect that inflation has had can be dramatically seen in the differences in stadium construction. The original part of Memorial Stadium was built at a cost of only \$125,000, or \$6.25 per seat. Memorial Stadium’s newest upper

deck was finished in 1983 at a cost of \$13.5 million, or \$866 per seat.

In 2019, the Clemson University Board of Trustees approved stadium plans to improve campus connectivity, enhance fan experience and add new premium seating opportunities. The proposal included a new videoboard measuring 126 feet wide by 57 feet tall (7,166 sq. ft.), or nearly five times the current board’s surface area, as well as a new sound system and LED stadium lighting (renderings included below). Phase I of those renovations were completed in the summer of 2022.

Through the years, Memorial Stadium has become known as “Death Valley” across the country. It was tagged by Presbyterian College Head Coach Lonnie McMillian during the late 1940s. After bringing his teams to Clemson for many years and getting whipped, he said the place was like “Death Valley.” A few years later, the name stuck.

In 1974, the playing surface was named Frank Howard Field for the legendary coach because of his long service and dedication to Clemson University.

Luckily, it wasn’t built behind the YMCA.



IPTAY, founded in 1934, was one of the first scholarship fundraising organization in college athletics. Its roots trace back to Oct. 16, 1931 following a surprising 6-0 football loss against The Citadel.

After the game, Captains Frank Jervey and Pete Heffner along with Head Coach Jess Neely and Assistant Coach Joe Davis met in a car outside the stadium in Florence, S.C. to discuss various ways Clemson could establish its football program to a competitive status.

Shortly after the meeting, Dr. Rupert Fike offered his help after corresponding with Jervey. Neely believed he could run a successful football team if he was provided a \$10,000-a-year increase in scholarships.

Initially, Jervey called for members to pay \$30 a year, but Fike recommended a smaller amount of money, which he believed would lead to more members joining. Fike charged 100 people to step forward and pay \$10 a year, which is where the name IPTAY (I Pay Ten A Year) originated.

In 1934, the first year of IPTAY, over \$1,600 was raised. Some donors negotiated payments in the form of bartering



because of the Great Depression. Milk, sweet potatoes, turnip greens and other goods were accepted in an attempt to build a solid membership base.

However, the hard work of Fike and his colleagues began to pay off during the 1939 season, as the Tigers went to their first bowl game, the 1940 Cotton Bowl, where they beat Boston College 6-3 and finished in the top 25 of the AP poll. Coincidentally, IPTAY reached Neely's \$10,000 goal for the first time in 1939.

In more recent years, IPTAY's growth of support for Clemson student-athletes has continued to grow. In addition to athletic scholarships, IPTAY also provides funding for new and upgraded facilities, strength & conditioning, nutrition services, life skills and more. IPTAY

is also a strong supporter of Tiger Band through support of new uniforms and travel expenses.

IPTAY is considered by many to be the father of athletic fundraising. It was the first organization in the nation to build and fund an academic support facility built solely for educational support of student-athletes.

Vickery Hall opened in 1991 and established itself as a nationally-recognized program for student-athlete support. The program moved to the Nieri Family Student-Athlete Enrichment Center at the west endzone of Memorial Stadium in 2017.

The IPTAY Collegiate Club, started in 1997, continues to be the model student fundraising organization in the country. Additionally, the IPTAY Tiger Cub Club

allows children to be members of IPTAY at a young age. The IPTAY REP program continues to be a leadership group that grows the IPTAY organization through its role as volunteer annual fundraisers.

IPTAY introduced the endowment of positions program under former Executive Director George Bennett. IPTAY implemented the program in 1994 during the 85th-birthday celebration for former Clemson Head Coach Frank Howard. The first endowment honored Howard, who coached the Tigers for 39 seasons and established much of Clemson football's storied traditions.

The Riggs giving level, established in 2015, is IPTAY's highest annual donation level. IPTAY, led by CEO Davis Babb, has expanded its organizational service to move toward a broader scope of full service. This includes capital gifts, improved marketing plans, estate planning and increasing our membership through our IPTAY representative program.

For more information on how to support IPTAY and Clemson University student-athletes, call the McCarter Family IPTAY Center at 1-800-CLEMSON or visit IPTAY online at ClemsonTigers.com/IPTAY.

THE McCARTER FAMILY IPTAY CENTER
OPENED AT MEMORIAL STADIUM IN 2019.



NUMERICAL ROSTER

#	Player	Pos.	Hgt.	Wgt.	Cl.	Exp.	Hometown	High School or Junior College	Pronunciation
0	Barrett Carter	LB	6-1	225	So.	1VL	Suwanee, Ga.	North Gwinnett HS	
0	Antonio Williams	WR	6-0	180	Fr.	HS	Irmo, S.C.	Dutch Fork HS	
1	Andrew Mukuba	S	6-0	185	So.	1VL	Austin, Texas	LBJ Early College HS	Mukuba (moo-KOO-buh)
1	Will Shipley	RB	5-11	205	So.	1VL	Weddington, N.C.	Weddington HS	
2	Fred Davis II	CB	6-0	190	Jr.	2VL	Jacksonville, Fla.	Trinity Christian Academy	
2	Cade Klubnik	QB	6-2	185	Fr.	HS	Austin, Texas	Westlake HS	Klubnik (CLUB-nihk)
3	Dacari Collins	WR	6-4	215	So.	1VL	Atlanta, Ga.	Westlake HS	Dacari (duh-CAR-ee)
3	Xavier Thomas	DE	6-2	265	^+Sr.	4VL	Florence, S.C.	IMG (Fla.) Academy	Xavier (ehx-ZAYV-yuhr)
5	K.J. Henry	DE	6-4	260	^*Sr.	4VL	Winston-Salem, N.C.	West Forsyth HS	
5	DJ Uiagalelei	QB	6-4	250	Jr.	2VL	Inland Empire, Calif.	St. John Bosco HS	Uiagalelei (oo-ee-ahn-gah-leh-LAY)
6	Sheridan Jones	CB	6-0	185	Sr.	3VL	Norfolk, Va.	Maury HS	
6	E.J. Williams	WR	6-3	195	Jr.	2VL	Phenix City, Ala.	Central HS	
7	Justin Mascoll	DE	6-4	260	*Sr.	3VL	Snellville, Ga.	South Gwinnett HS	Mascoll (MA-skohl)
7	Kobe Pace	RB	5-10	210	Jr.	2VL	Cedartown, Ga.	Cedartown HS	
8	Adam Randall	WR	6-2	215	Fr.	HS	Myrtle Beach, S.C.	Myrtle Beach HS	
8	Tré Williams	DT	6-2	300	*So.	1VL	Windsor, Conn.	St. John's College (D.C.) HS	
9	Jake Briningstool	TE	6-6	235	So.	1VL	Brentwood, Tenn.	Ravenwood HS	Briningstool (BREN-ing-stool)
9	R.J. Mickens	S	6-0	205	Jr.	2VL	Southlake, Texas	Carroll HS	
10	Jeadyn Lukus	CB	6-2	185	Fr.	HS	Mauldin, S.C.	Mauldin HS	Jeadyn Lukus (JAY-dihn LOO-kuhs)
10	Joseph Ngata	WR	6-3	220	Sr.	3VL	Folsom, Calif.	Folsom HS	Ngata (ehn-GAHT-uh)
11	Bryan Bresee	DT	6-5	300	*So.	2VL	Damascus, Md.	Damascus HS	Bresee (bruH-ZEE)
11	Sage Ennis	TE	6-4	240	*So.	1VL	Graceville, Fla.	Lincoln HS	
12	Sherrod Covil Jr.	S	6-0	190	Fr.	HS	Chesapeake, Va.	Oscar Smith HS	Sherrod Covil (shuh-RAHD COH-vill)
12	Hunter Johnson	QB	6-2	215	^+*Sr.	1VL	Brownsburg, Ind.	Brownsburg HS	
13	Tyler Davis	DT	6-2	300	Sr.	3VL	Apopka, Fla.	Wekiva HS	
13	Brannon Spector	WR	6-1	195	*Jr.	1VL	Calhoun, Ga.	Calhoun HS	
14	Trent Pearman	QB	6-2	170	Fr.	HS	Clemson, S.C.	D.W. Daniel HS	
14	Kevin Swint	DE	6-3	255	Jr.	2VL	Carrollton, Ga.	Carrollton HS	
15	Jahiem Lawson	DE	6-3	215	Fr.	HS	Central, S.C.	D.W. Daniel HS	Jahiem (jah-HEEM)
15	Troy Stellato	WR	6-1	195	*Fr.	RS	Fort Lauderdale, Fla.	Cardinal Gibbons HS	Stellato (steh-LAUGHT-oh)
16	Myles Oliver	CB	6-0	170	Fr.	HS	Villa Rica, Ga.	Douglas County HS	
16	Will Taylor	WR	5-10	175	So.	1VL	Irmo, S.C.	Dutch Fork HS	
17	Billy Wiles	QB	6-3	215	*Fr.	RS	Ashburn, Va.	Stone Bridge HS	
17	Wade Woodaz	LB	6-3	205	Fr.	HS	Tampa, Fla.	Jesuit HS	
18	Kylon Griffin	S	5-11	185	Fr.	HS	Montgomery, Ala.	Montgomery Catholic Preparatory School	
18	Hunter Helms	QB	6-2	210	*So.	SQ	West Columbia, S.C.	Gray Collegiate Academy	
19	Keith Adams Jr.	RB	5-10	200	Fr.	HS	St. George, Utah	Pine View HS	
19	DeMonte Capehart	DT	6-5	310	*So.	1VL	Hartsville, S.C.	Hartsville HS	DeMonte (deh-MAHN-tay)
20	Domonique Thomas	RB	5-8	195	*So.	TR	Ohatchee, Ala.	Ohatchee HS	
20	Nate Wiggins	CB	6-2	180	So.	1VL	Atlanta, Ga.	Westlake HS	
21	Malcolm Greene	CB	5-10	190	Jr.	2VL	Richmond, Va.	Highland Springs HS	
21	Jaden Kinard	WR	6-0	180	Fr.	HS	Pawleys Island, S.C.	Sumter HS	
22	Trenton Simpson	LB	6-3	230	Jr.	2VL	Charlotte, N.C.	Mallard Creek HS	
22	Cole Turner	WR	6-2	180	Fr.	HS	Vestavia Hills, Ala.	Vestavia Hills HS	
23	Toriano Pride Jr.	CB	5-11	185	Fr.	HS	St. Louis, Mo.	East St. Louis (Ill.) Senior HS	Toriano (tohr-ee-AHN-oh)
24	Hamp Greene	WR	5-9	180	*Jr.	SQ	Birmingham, Ala.	Mountain Brook HS	
24	Tyler Venables	S	5-10	200	Jr.	2VL	Clemson, S.C.	D.W. Daniel HS	
25	Blackmon Huckabee Jr.	WR	5-11	185	*So.	SQ	Clover, S.C.	Clover HS	
25	Jalyn Phillips	S	6-1	205	Sr.	3VL	Lawrenceville, Ga.	Archer HS	
26	T.J. Dudley	LB	6-3	220	Fr.	HS	Montgomery, Ala.	Montgomery Catholic Preparatory School	
26	Phil Mafah	RB	6-1	225	So.	1VL	Loganville, Ga.	Grayson HS	Mafah (MAH-fuh)
27	Carson Donnelly	S	5-11	195	^*Sr.	3VL	Birmingham, Ala.	Briarwood Christian School	
29	Fletcher Cothran	LB	6-3	210	Fr.	HS	Anderson, S.C.	T.L. Hanna HS	
29	B.T. Potter	PK	5-10	190	+Sr.	4VL	Rock Hill, S.C.	South Pointe HS	
30	Keith Maguire	LB	6-2	230	*Jr.	2VL	Media, Pa.	Malvern Preparatory School	
31	Kobe McCloud	LB	6-0	210	Fr.	HS	Tampa, Fla.	Gaither HS	
31	Tristen Rigby	RB	5-10	200	*Fr.	RS	St. Gabriel, La.	Episcopal School of Baton Rouge	
32	Etinosa Reuben	DT	6-3	285	*Jr.	2VL	Kansas City, Mo.	Park Hill South HS	Etinosa (eh-tee-OH-sah)
32	Wise Segars Jr.	RB	6-1	195	*Fr.	RS	Sumter, S.C.	D.W. Daniel HS	
33	Griffin Batt	TE	6-2	210	Fr.	HS	Clemson, S.C.	D.W. Daniel HS	
33	Ruke Orhorhoro	DT	6-4	295	^*Jr.	2VL	Lagos, Nigeria	River Rouge (Mich.) HS	Orhorhoro (oh-ROH-roh-roh)
34	Armon Mason	DE	6-2	210	*Fr.	RS	Richmond Hill, Ga.	Richmond Hill HS	Armon (ahr-MAHN)
34	Kevin McNeal	RB	5-9	195	*Fr.	RS	Tuscaloosa, Ala.	Tuscaloosa Academy	
35	Elijah Rodgers	CB	6-1	185	*Sr.	SQ	Gaffney, S.C.	Blacksburg HS	
36	Quinn Castner	PK	5-5	145	*So.	SQ	Fort Mill, S.C.	Nation Ford HS	
36	Lannden Zanders	S	6-1	210	*Jr.	2VL	Shelby, N.C.	Crest HS	
37	Liam Boyd	PK	6-1	195	Fr.	HS	Asheville, N.C.	Asheville HS	
37	Jacob Hendricks	S	5-7	180	*Fr.	RS	Six Mile, S.C.	D.W. Daniel HS	
38	Robert Gunn III	PK	6-2	175	Fr.	HS	Seminole, Fla.	Pinellas Park HS	
38	Peter Nearn	S	6-2	195	*Fr.	RS	Memphis, Tenn.	Evangelical Christian School	
39	Bubba McAtee	S	6-3	200	*So.	SQ	Central, S.C.	D.W. Daniel HS	McAtee (MACK-uh-tee)
39	Aidan Swanson	P/PK	6-3	180	*Jr.	SQ	Tampa, Fla.	IMG Academy	
40	Brodey Conn	S/P	6-1	190	Fr.	HS	Clemson, S.C.	D.W. Daniel HS	
40	Luke Price	TE	6-2	235	^+*Sr.	2VL	Dillon, S.C.	Dillon Christian School	
41	Caleb Nix	S	6-1	200	Fr.	HS	Phenix City, Ala.	Central HS	
41	Jonathan Weitz	PK	5-11	190	^*Jr.	SQ	Charleston, S.C.	Porter-Gaud School	Weitz (pronounced like "whites")
42	LaVonta Bentley	LB	6-0	235	*Jr.	2VL	Birmingham, Ala.	P.D. Jackson-Olin HS	LaVonta (luh-VAHN-tay)
43	Will Blackston	TE	6-1	250	*So.	SQ	Honea Path, S.C.	Belton-Honea Path HS	Honea (HUH-nee-uh)

NUMERICAL ROSTER

#	Player	Pos.	Hgt.	Wgt.	Cl.	Exp.	Hometown	High School or Junior College	Pronunciation
43	Riggs Faulkenberry	LB	6-1	205	*Fr.	RS	Greenville, S.C.	Greenville Senior HS	
44	Cade Denhoff	DE	6-5	250	*Fr.	RS	Plant City, Fla.	Lakeland Christian School	Denhoff (DEN-hoff)
44	Banks Pope	TE	6-4	250	*Fr.	RS	Columbia, S.C.	A.C. Flora HS	
45	Sergio Allen	LB	6-1	230	Jr.	1VL	Fort Valley, Ga.	Peach County HS	
45	Phillip Florenzo	LS	6-2	240	*So.	SQ	Towson, Md.	Loyola Blakefield Preparatory School	
46	Jesiah Carlton	LB	6-1	230	^+*Sr.	TR	Winston-Salem, N.C.	Reagan HS	
47	Boston Miller	S	6-3	200	Fr.	HS	Central, S.C.	D.W. Daniel HS	
47	Hogan Morton	PK	5-9	160	*Fr.	RS	Birmingham, Ala.	Oak Mountain HS	
48	David Cote	LB	5-11	215	*Jr.	SQ	Six Mile, S.C.	D.W. Daniel HS	Cote (COHT-ee)
49	Matthew Maloney	LB	6-0	210	*Jr.	1VL	Clemson, S.C.	D.W. Daniel HS	
50	Collin Sadler	OL	6-6	295	Fr.	HS	Inman, S.C.	Greenville Senior HS	
51	Colby Doolittle	LB	6-2	225	*Fr.	RS	Newberry, S.C.	Mid-Carolina HS	
51	Peyton Pitts	OL	6-6	315	Fr.	HS	Clinton, S.C.	Clinton HS	
52	Joey Eddis	LB	5-11	200	*So.	SQ	Lawrence, Kan.	Lawrence Free State HS	
53	Ryan Linthicum	C	6-3	300	*Fr.	RS	Damascus, Md.	Damascus HS	
54	Jeremiah Trotter Jr.	LB	6-0	225	So.	1VL	Hainesport, N.J.	St. Joseph's (Pa.) Preparatory School	
54	Mason Trotter	OL	6-2	285	*Jr.	2VL	Roebuck, S.C.	Dorman HS	
55	Payton Page	DT	6-4	335	So.	1VL	Greensboro, N.C.	Dudley HS	
56	Reed Morrissey	LB	6-0	200	*Fr.	RS	Greenville, S.C.	Wren HS	
56	Will Putnam	OG	6-4	305	Sr.	3VL	Tampa, Fla.	Plant HS	
58	Holden Caspersen	LS	5-11	210	*Fr.	RS	Roswell, Ga.	Roswell HS	
58	Evan McCutchen	DE	6-2	235	*So.	SQ	Hampton, S.C.	Wade Hampton HS	
59	Dietrick Pennington	OL	6-5	335	*Fr.	RS	Memphis, Tenn.	Evangelical Christian School	Dietrick (DEE-trick)
60	Mac Cranford	OL	6-0	285	*Jr.	SQ	Hartsville, S.C.	Hartsville HS	
62	Connor Graham	OL	6-2	285	*So.	SQ	Powdersville, S.C.	Powdersville HS	
64	Walker Parks	OL	6-5	300	Jr.	2VL	Lexington, Ky.	Frederick Douglass HS	
65	Chapman Pendergrass	OL	6-4	300	Fr.	HS	Anderson, S.C.	T.L. Hanna HS	
67	Nathan Brooks	OL	6-5	280	*Fr.	RS	Fort Mill, S.C.	Fort Mill HS	
68	Will Boggs	OL	6-3	285	*So.	SQ	York, S.C.	York Comprehensive HS	
69	Sam Judy	OL	6-5	300	*Fr.	HS	Taylors, S.C.	Eastside HS	
70	Tristan Leigh	OL	6-6	315	*Fr.	RS	Fairfax, Va.	James W. Robinson Secondary School	
71	Jordan McFadden	OT	6-2	310	^*Sr.	3VL	Spartanburg, S.C.	Dorman HS	
72	Mason Johnstone	OL	6-7	250	Fr.	HS	Clemson, S.C.	Christ Church Episcopal School	
73	Bryn Tucker	OL	6-3	320	*So.	1VL	Knoxville, Tenn.	Knoxville Catholic HS	Bryn (pronounced like "brine")
74	Marcus Tate	OL	6-5	325	So.	1VL	Sunrise, Fla.	NSU University School	
75	Trent Howard	OL	6-3	290	*So.	1VL	Birmingham, Ala.	Briarwood Christian School	
76	John Williams	OL	6-4	300	*So.	SQ	Canton, Ga.	Creekview HS	
77	Mitchell Mayes	OL	6-3	310	Jr.	2VL	Raleigh, N.C.	Leesville Road HS	
78	Blake Miller	OL	6-6	315	Fr.	HS	Strongsville, Ohio	Strongsville HS	
80	Beaux Collins	WR	6-3	205	So.	1VL	Los Angeles, Calif.	St. John Bosco HS	Beaux (pronounced like "Bo")
81	Drew Swinney	WR	5-9	185	^*Sr.	3VL	Clemson, S.C.	D.W. Daniel HS	
82	Jackson Crosby	WR	5-10	180	*Fr.	RS	Six Mile, S.C.	D.W. Daniel HS	
83	Hampton Earle	WR	5-10	190	*Jr.	SQ	Clemson, S.C.	D.W. Daniel HS	
84	Davis Allen	TE	6-6	250	Sr.	3VL	Calhoun, Ga.	Calhoun HS	
85	Josh Sapp	TE	6-3	235	Fr.	HS	Greenville, S.C.	Greenville Senior HS	
86	Tye Herbstreit	WR	5-11	170	*Jr.	SQ	Nashville, Tenn.	Montgomery Bell Academy	
87	Michael Mankaka	WR	6-1	190	Fr.	HS	Laurens, S.C.	Laurens District HS	
88	Clay Swinney	WR	5-11	160	Fr.	HS	Clemson, S.C.	D.W. Daniel HS	
89	Zach Jackson	WR	6-3	200	*Fr.	RS	Acworth, Ga.	Allatoona HS	
89	Jack Smith	P	6-5	225	Fr.	HS	Saraland, Ala.	Saraland HS	
90	Jabriel Robinson	DL	6-4	260	^+*Sr.	SQ	Bluffton, S.C.	Bluffton HS	
91	Zaire Patterson	DE	6-5	250	*Fr.	RS	Winston-Salem, N.C.	Winston-Salem Preparatory Academy	
92	Levi Matthews	DE	6-5	200	Fr.	HS	Raleigh, N.C.	Sanderson HS	
93	Caden Story	DT	6-4	275	Fr.	HS	Lanett, Ala.	Lanett HS	
97	Andrew Roberts	DE	6-4	225	^*Sr.	SQ	Conway, S.C.	Aynor HS	
98	Myles Murphy	DE	6-5	275	Jr.	2VL	Marietta, Ga.	Hillgrove HS	
99	Greg Williams	DE	6-4	260	*Jr.	2VL	Swansea, S.C.	Swansea HS	Swansea (SWAHN-see)

* - one redshirt; ^ - graduate; + - utilizing NCAA blanket waiver from 2020 season for an extra year of eligibility; Note: Classes were advanced for 2020 season players who played five or more games in the 2020 season or had previously redshirted.

COACHES

Coach	Title(s)	Position(s)	Years ¹	Years ²	Alma Mater	Pronunciation
Dabo Swinney	Head Coach		20th	14th	Alabama '93	Dabo Swinney (DAB-oh SWEE-nee)
Mike Reed	Assistant Head Coach, Special Teams Coordinator	Cornerbacks	10th	10th	Boston College '94	
Mickey Conn	Assistant Coach, Co-Defensive Coordinator	Safeties	7th	6th	Alabama '95	
Nick Eason	Assistant Coach, Defensive Run Game Coordinator	Defensive Tackles	1st	1st	Clemson '01	
Wes Goodwin	Assistant Coach, Defensive Coordinator	Linebackers	11th	1st	Mississippi State '07	
Tyler Grisham	Assistant Coach, Recruiting Coordinator	Wide Receivers	9th	3rd	Clemson '09	
Kyle Richardson	Assistant Coach, Passing Game Coordinator	Tight Ends	7th	1st	App State '01	
Brandon Streeter	Assistant Coach, Offensive Coordinator	Quarterbacks	10th	8th	Clemson '99	
Thomas Austin	Assistant Coach	Offensive Linemen	6th	1st	Clemson '09	
Lemanski Hall	Assistant Coach	Defensive Ends	8th	5th	Alabama '08	
C.J. Spiller	Assistant Coach	Running Backs	3rd	2nd	Clemson '09	

¹ - total years on Clemson staff (including support staff roles); ² - full seasons as Clemson full-time head coach (Dabo Swinney) or Clemson full-time countable assistant coach

ALPHABETICAL ROSTER

#	Player	Pos.	Hgt.	Wgt.	Cl.	Exp.	Hometown	High School or Junior College	Pronunciation
19	Keith Adams Jr.	RB	5-10	200	Fr.	HS	St. George, Utah	Pine View HS	
84	Davis Allen	TE	6-6	250	Sr.	3VL	Calhoun, Ga.	Calhoun HS	
45	Sergio Allen	LB	6-1	230	Jr.	1VL	Fort Valley, Ga.	Peach County HS	
33	Griffin Batt	TE	6-2	210	Fr.	HS	Clemson, S.C.	D.W. Daniel HS	
42	LaVonta Bentley	LB	6-0	235	*Jr.	2VL	Birmingham, Ala.	P.D. Jackson-Olin HS	LaVonta (luh-VAHN-tay)
43	Will Blackston	TE	6-1	250	*So.	SQ	Honea Path, S.C.	Belton-Honea Path HS	Honea (HUH-nee-uh)
68	Will Boggs	OL	6-3	285	*So.	SQ	York, S.C.	York Comprehensive HS	
37	Liam Boyd	PK	6-1	195	Fr.	HS	Asheville, N.C.	Asheville HS	
11	Bryan Bresee	DT	6-5	300	*So.	2VL	Damascus, Md.	Damascus HS	Bresee (bruh-ZEE)
9	Jake Briningstool	TE	6-6	235	So.	1VL	Brentwood, Tenn.	Ravenwood HS	Briningstool (BREN-ing-stool)
67	Nathan Brooks	OL	6-5	280	*Fr.	RS	Fort Mill, S.C.	Fort Mill HS	
19	DeMonte Capehart	DT	6-5	310	*So.	1VL	Hartsville, S.C.	Hartsville HS	DeMonte (deh-MAHN-tay)
46	Jesiah Carlton	LB	6-1	230	^+*Sr.	TR	Winston-Salem, N.C.	Reagan HS	
0	Barrett Carter	LB	6-1	225	So.	1VL	Suwanee, Ga.	North Gwinnett HS	
58	Holden Caspersen	LS	5-11	210	*Fr.	RS	Roswell, Ga.	Roswell HS	
36	Quinn Castner	PK	5-5	145	*So.	SQ	Fort Mill, S.C.	Nation Ford HS	
80	Beaux Collins	WR	6-3	205	So.	1VL	Los Angeles, Calif.	St. John Bosco HS	Beaux (pronounced like "Bo")
3	Dacari Collins	WR	6-4	215	So.	1VL	Atlanta, Ga.	Westlake HS	Dacari (duh-CAR-ee)
40	Brodey Conn	S/P	6-1	190	Fr.	HS	Clemson, S.C.	D.W. Daniel HS	
48	David Cote	LB	5-11	215	*Jr.	SQ	Six Mile, S.C.	D.W. Daniel HS	Cote (COHT-ee)
29	Fletcher Cothran	LB	6-3	210	Fr.	HS	Anderson, S.C.	T.L. Hanna HS	
12	Sherrod Covil Jr.	S	6-0	190	Fr.	HS	Chesapeake, Va.	Oscar Smith HS	Sherrod Covil (shuh-RAHD COH-vill)
60	Mac Cranford	OL	6-0	285	*Jr.	SQ	Hartsville, S.C.	Hartsville HS	
82	Jackson Crosby	WR	5-10	180	*Fr.	RS	Six Mile, S.C.	D.W. Daniel HS	
2	Fred Davis II	CB	6-0	190	Jr.	2VL	Jacksonville, Fla.	Trinity Christian Academy	
13	Tyler Davis	DT	6-2	300	Sr.	3VL	Apopka, Fla.	Wekiva HS	
44	Cade Denhoff	DE	6-5	250	*Fr.	RS	Plant City, Fla.	Lakeland Christian School	Denhoff (DEN-hoff)
27	Carson Donnelly	S	5-11	195	^*Sr.	3VL	Birmingham, Ala.	Briarwood Christian School	
51	Colby Doolittle	LB	6-2	225	*Fr.	RS	Newberry, S.C.	Mid-Carolina HS	
26	T.J. Dudley	LB	6-3	220	Fr.	HS	Montgomery, Ala.	Montgomery Catholic Preparatory School	
83	Hampton Earle	WR	5-10	190	*Jr.	SQ	Clemson, S.C.	D.W. Daniel HS	
52	Joey Eddis	LB	5-11	200	*So.	SQ	Lawrence, Kan.	Lawrence Free State HS	
11	Sage Ennis	TE	6-4	240	*So.	1VL	Graceville, Fla.	Lincoln HS	
43	Riggs Faulkenberry	LB	6-1	205	*Fr.	RS	Greenville, S.C.	Greenville Senior HS	
45	Phillip Florenzo	LS	6-2	240	*So.	SQ	Towson, Md.	Loyola Blakefield Preparatory School	
62	Connor Graham	OL	6-2	285	*So.	SQ	Powdersville, S.C.	Powdersville HS	
24	Hamp Greene	WR	5-9	180	*Jr.	SQ	Birmingham, Ala.	Mountain Brook HS	
21	Malcolm Greene	CB	5-10	190	Jr.	2VL	Richmond, Va.	Highland Springs HS	
18	Kylon Griffin	S	5-11	185	Fr.	HS	Montgomery, Ala.	Montgomery Catholic Preparatory School	
38	Robert Gunn III	PK	6-2	175	Fr.	HS	Seminole, Fla.	Pinellas Park HS	
18	Hunter Helms	QB	6-2	210	*So.	SQ	West Columbia, S.C.	Gray Collegiate Academy	
37	Jacob Hendricks	S	5-7	180	*So.	RS	Six Mile, S.C.	D.W. Daniel HS	
5	K.J. Henry	DE	6-4	260	^*Sr.	4VL	Winston-Salem, N.C.	West Forsyth HS	
86	Tye Herbstreit	WR	5-11	170	*Jr.	SQ	Nashville, Tenn.	Montgomery Bell Academy	
75	Trent Howard	OL	6-3	290	*So.	1VL	Birmingham, Ala.	Briarwood Christian School	
25	Blackmon Huckabee Jr.	WR	5-11	185	*So.	SQ	Clover, S.C.	Clover HS	
89	Zach Jackson	WR	6-3	200	*Fr.	RS	Acworth, Ga.	Allatoona HS	
12	Hunter Johnson	QB	6-2	215	^+*Sr.	1VL	Brownsburg, Ind.	Brownsburg HS	
72	Mason Johnstone	OL	6-7	250	Fr.	HS	Clemson, S.C.	Christ Church Episcopal School	
6	Sheridan Jones	CB	6-0	185	Sr.	3VL	Norfolk, Va.	Maury HS	
69	Sam Judy	OL	6-5	300	*Fr.	HS	Taylors, S.C.	Eastside HS	
21	Jaden Kinard	WR	6-0	180	Fr.	HS	Pawleys Island, S.C.	Sumter HS	
2	Cade Klubnik	QB	6-2	185	Fr.	HS	Austin, Texas	Westlake HS	Klubnik (CLUB-nihk)
15	Jahiem Lawson	DE	6-3	215	Fr.	HS	Central, S.C.	D.W. Daniel HS	Jahiem (jah-HEEM)
70	Tristan Leigh	OL	6-6	315	*Fr.	RS	Fairfax, Va.	James W. Robinson Secondary School	
53	Ryan Linthicum	C	6-3	300	*Fr.	RS	Damascus, Md.	Damascus HS	
10	Jeadyn Lukus	CB	6-2	185	Fr.	HS	Mauldin, S.C.	Mauldin HS	Jeadyn Lukus (JAY-dihn LOO-kuhs)
26	Phil Mafah	RB	6-1	225	So.	1VL	Loganville, Ga.	Grayson HS	Mafah (MAH-fuh)
30	Keith Maguire	LB	6-2	230	*Jr.	2VL	Media, Pa.	Malvern Preparatory School	
49	Matthew Maloney	LB	6-0	210	*Jr.	1VL	Clemson, S.C.	D.W. Daniel HS	
87	Michael Mankaka	WR	6-1	190	Fr.	HS	Laurens, S.C.	Laurens District HS	
7	Justin Mascoll	DE	6-4	260	*Sr.	3VL	Snellville, Ga.	South Gwinnett HS	Mascoll (MA-skohli)
34	Armon Mason	DE	6-2	210	*Fr.	RS	Richmond Hill, Ga.	Richmond Hill HS	Armon (ahr-MAHN)
92	Levi Matthews	DE	6-5	200	Fr.	HS	Raleigh, N.C.	Sanderson HS	
77	Mitchell Mayes	OL	6-3	310	Jr.	2VL	Raleigh, N.C.	Leesville Road HS	
39	Bubba McAtee	S	6-3	200	*So.	SQ	Central, S.C.	D.W. Daniel HS	McAtee (MACK-uh-tee)
31	Kobe McCloud	LB	6-0	210	Fr.	HS	Tampa, Fla.	Gaither HS	
58	Evan McCutchen	DE	6-2	235	*So.	SQ	Hampton, S.C.	Wade Hampton HS	
71	Jordan McFadden	OT	6-2	310	^*Sr.	3VL	Spartanburg, S.C.	Dorman HS	
34	Kevin McNeal	RB	5-9	195	*Fr.	RS	Tuscaloosa, Ala.	Tuscaloosa Academy	
9	R.J. Mickens	S	6-0	205	Jr.	2VL	Southlake, Texas	Carroll HS	
78	Blake Miller	OL	6-6	315	Fr.	HS	Strongsville, Ohio	Strongsville HS	
47	Boston Miller	S	6-3	200	Fr.	HS	Central, S.C.	D.W. Daniel HS	
56	Reed Morrissey	LB	6-0	200	*Fr.	RS	Greenville, S.C.	Wren HS	
47	Hogan Morton	PK	5-9	160	*Fr.	RS	Birmingham, Ala.	Oak Mountain HS	
1	Andrew Mukuba	S	6-0	185	So.	1VL	Austin, Texas	LBJ Early College HS	Mukuba (moo-KOO-buh)
98	Myles Murphy	DE	6-5	275	Jr.	2VL	Marietta, Ga.	Hillgrove HS	
38	Peter Nearn	S	6-2	195	*Fr.	RS	Memphis, Tenn.	Evangelical Christian School	

ALPHABETICAL ROSTER

#	Player	Pos.	Hgt.	Wgt.	Cl.	Exp.	Hometown	High School or Junior College	Pronunciation
10	Joseph Ngata	WR	6-3	220	Sr.	3VL	Folsom, Calif.	Folsom HS	Ngata (ehn-GAHT-uh)
41	Caleb Nix	S	6-1	200	Fr.	HS	Phenix City, Ala.	Central HS	
16	Myles Oliver	CB	6-0	170	Fr.	HS	Villa Rica, Ga.	Douglas County HS	
33	Ruke Orhorhoro	DT	6-4	295	^*Jr.	2VL	Lagos, Nigeria	River Rouge (Mich.) HS	Orhorhoro (oh-ROH-roh-roh)
7	Kobe Pace	RB	5-10	210	Jr.	2VL	Cedartown, Ga.	Cedartown HS	
55	Payton Page	DT	6-4	335	So.	1VL	Greensboro, N.C.	Dudley HS	
64	Walker Parks	OL	6-5	300	Jr.	2VL	Lexington, Ky.	Frederick Douglass HS	
91	Zaire Patterson	DE	6-5	250	*Fr.	RS	Winston-Salem, N.C.	Winston-Salem Preparatory Academy	
14	Trent Pearman	QB	6-2	170	Fr.	HS	Clemson, S.C.	D.W. Daniel HS	
65	Chapman Pendergrass	OL	6-4	300	Fr.	HS	Anderson, S.C.	T.L. Hanna HS	
59	Dietrick Pennington	OL	6-5	335	*Fr.	RS	Memphis, Tenn.	Evangelical Christian School	Dietrick (DEE-trick)
25	Jalyn Phillips	S	6-1	205	Sr.	3VL	Lawrenceville, Ga.	Archer HS	
51	Peyton Pitts	OL	6-6	315	Fr.	HS	Clinton, S.C.	Clinton HS	
44	Banks Pope	TE	6-4	250	*Fr.	RS	Columbia, S.C.	A.C. Flora HS	
29	B.T. Potter	PK	5-10	190	+Sr.	4VL	Rock Hill, S.C.	South Pointe HS	
40	Luke Price	TE	6-2	235	^+*Sr.	2VL	Dillon, S.C.	Dillon Christian School	
23	Toriano Pride Jr.	CB	5-11	185	Fr.	HS	St. Louis, Mo.	East St. Louis (Ill.) Senior HS	Toriano (tohr-ee-AHN-oh)
56	Will Putnam	OG	6-4	305	Sr.	3VL	Tampa, Fla.	Plant HS	
8	Adam Randall	WR	6-2	215	Fr.	HS	Myrtle Beach, S.C.	Myrtle Beach HS	
32	Etinosa Reuben	DT	6-3	285	*Jr.	2VL	Kansas City, Mo.	Park Hill South HS	Etinosa (eh-tee-OH-sah)
31	Tristen Rigby	RB	5-10	200	*Fr.	RS	St. Gabriel, La.	Episcopal School of Baton Rouge	
97	Andrew Roberts	DE	6-4	225	^*Sr.	SQ	Conway, S.C.	Aynor HS	
90	Jabriel Robinson	DL	6-4	260	^+*Sr.	SQ	Bluffton, S.C.	Bluffton HS	
35	Elijah Rodgers	CB	6-1	185	*Sr.	SQ	Gaffney, S.C.	Blacksburg HS	
50	Collin Sadler	OL	6-6	295	Fr.	HS	Inman, S.C.	Greenville Senior HS	
85	Josh Sapp	TE	6-3	235	Fr.	HS	Greenville, S.C.	Greenville Senior HS	
32	Wise Segars Jr.	RB	6-1	195	*Fr.	RS	Sumter, S.C.	D.W. Daniel HS	
1	Will Shipley	RB	5-11	205	So.	1VL	Weddington, N.C.	Weddington HS	
22	Trenton Simpson	LB	6-3	230	Jr.	2VL	Charlotte, N.C.	Mallard Creek HS	
89	Jack Smith	P	6-5	225	Fr.	HS	Saraland, Ala.	Saraland HS	
13	Brannon Spector	WR	6-1	195	*Jr.	1VL	Calhoun, Ga.	Calhoun HS	
15	Troy Stellato	WR	6-1	195	*Fr.	RS	Fort Lauderdale, Fla.	Cardinal Gibbons HS	Stellato (steh-LAUGHT-oh)
93	Caden Story	DT	6-4	275	Fr.	HS	Lanett, Ala.	Lanett HS	
39	Aidan Swanson	P/PK	6-3	180	*Jr.	SQ	Tampa, Fla.	IMG Academy	
88	Clay Swinney	WR	5-11	160	Fr.	HS	Clemson, S.C.	D.W. Daniel HS	
81	Drew Swinney	WR	5-9	185	^*Sr.	3VL	Clemson, S.C.	D.W. Daniel HS	
14	Kevin Swint	DE	6-3	255	Jr.	2VL	Carrollton, Ga.	Carrollton HS	
74	Marcus Tate	OL	6-5	325	So.	1VL	Sunrise, Fla.	NSU University School	
16	Will Taylor	WR	5-10	175	So.	1VL	Irmo, S.C.	Dutch Fork HS	
20	Domonique Thomas	RB	5-8	195	*So.	TR	Ohatcee, Ala.	Ohatcee HS	
3	Xavier Thomas	DE	6-2	265	^+Sr.	4VL	Florence, S.C.	IMG (Fla.) Academy	Xavier (ehx-ZAYV-yuhr)
54	Jeremiah Trotter Jr.	LB	6-0	225	So.	1VL	Hainesport, N.J.	St. Joseph's (Pa.) Preparatory School	
54	Mason Trotter	OL	6-2	285	*Jr.	2VL	Roebuck, S.C.	Dorman HS	
73	Bryn Tucker	OL	6-3	320	*So.	1VL	Knoxville, Tenn.	Knoxville Catholic HS	Bryn (pronounced like "brine")
22	Cole Turner	WR	6-2	180	Fr.	HS	Vestavia Hills, Ala.	Vestavia Hills HS	
5	DJ Uiagalelei	QB	6-4	250	Jr.	2VL	Inland Empire, Calif.	St. John Bosco HS	Uiagalelei (oo-ee-ahn-gah-leh-LAY)
24	Tyler Venables	S	5-10	200	Jr.	2VL	Clemson, S.C.	D.W. Daniel HS	
41	Jonathan Weitz	PK	5-11	190	^*Jr.	SQ	Charleston, S.C.	Porter-Gaud School	Weitz (pronounced like "whites")
20	Nate Wiggins	CB	6-2	180	So.	1VL	Atlanta, Ga.	Westlake HS	
17	Billy Wiles	QB	6-3	215	*Fr.	RS	Ashburn, Va.	Stone Bridge HS	
0	Antonio Williams	WR	6-0	180	Fr.	HS	Irmo, S.C.	Dutch Fork HS	
6	E.J. Williams	WR	6-3	195	Jr.	2VL	Phenix City, Ala.	Central HS	
99	Greg Williams	DE	6-4	260	*Jr.	2VL	Swansea, S.C.	Swansea HS	Swansea (SWAHN-see)
76	John Williams	OL	6-4	300	*So.	SQ	Canton, Ga.	Creekview HS	
8	Tré Williams	DT	6-2	300	*So.	1VL	Windsor, Conn.	St. John's College (D.C.) HS	
17	Wade Woodaz	LB	6-3	205	Fr.	HS	Tampa, Fla.	Jesuit HS	
36	Landen Zanders	S	6-1	210	*Jr.	2VL	Shelby, N.C.	Crest HS	

* - one redshirt; ^ - graduate; + - utilizing NCAA blanket waiver from 2020 season for an extra year of eligibility; Note: Classes were advanced for 2020 season players who played five or more games in the 2020 season or had previously redshirted.

COACHES

Coach	Title(s)	Position(s)	Years ¹	Years ²	Alma Mater	Pronunciation
Dabo Swinney	Head Coach		20th	14th	Alabama '93	Dabo Swinney (DAB-oh SWEE-nee)
Mike Reed	Assistant Head Coach, Special Teams Coordinator	Cornerbacks	10th	10th	Boston College '94	
Mickey Conn	Assistant Coach, Co-Defensive Coordinator	Safeties	7th	6th	Alabama '95	
Nick Eason	Assistant Coach, Defensive Run Game Coordinator	Defensive Tackles	1st	1st	Clemson '01	
Wes Goodwin	Assistant Coach, Defensive Coordinator	Linebackers	11th	1st	Mississippi State '07	
Tyler Grisham	Assistant Coach, Recruiting Coordinator	Wide Receivers	9th	3rd	Clemson '09	
Kyle Richardson	Assistant Coach, Passing Game Coordinator	Tight Ends	7th	1st	App State '01	
Brandon Streeter	Assistant Coach, Offensive Coordinator	Quarterbacks	10th	8th	Clemson '99	
Thomas Austin	Assistant Coach	Offensive Linemen	6th	1st	Clemson '09	
Lemanski Hall	Assistant Coach	Defensive Ends	8th	5th	Alabama '08	
C.J. Spiller	Assistant Coach	Running Backs	3rd	2nd	Clemson '09	

¹ - total years on Clemson staff (including support staff roles); ² - full seasons as Clemson full-time head coach (Dabo Swinney) or Clemson full-time countable assistant coach

VETERAN BIOS



DAVIS ALLEN

TE • 6-6 • 250 • SR. • 3VL
CALHOUN, GA.
CALHOUN HS

TIGERS

84

Reliable receiver and physical blocker who enters 2022 with 49 career catches for 508 yards and seven touchdowns in 1,141 career snaps over 40 games (11 starts) ... enters 2022 needing three more touchdowns to become only the sixth tight end in Clemson history to record double-digit career touchdown receptions.

2021: Caught 28 passes for 208 yards and tied for the team lead with three receiving touchdowns in 535 offensive snaps over 13 games (10 starts) ... also added three special teams tackles ... ACC Honor Roll selection ... had two catches for eight yards vs. No. 5 Georgia ... caught two passes for 24 yards vs. SC State ... gained 13 yards on two receptions vs. Georgia Tech ... earned team offensive player of the game honors after recording a career-high eight receptions at Syracuse, the most by a Clemson tight end since Brandon Ford's record-tying nine receptions against LSU in 2012 ... also had a special teams stop against Syracuse, sharing team special teams player of the game honors ... caught two passes for 14 yards vs. Florida State including an 11-yard touchdown grab on a fade route ... added 12 yards and a touchdown on two receptions at Louisville ... made a 19-yard catch vs. UConn ... recorded six catches for 53 yards, including a two-yard touchdown pass from running back Will Shipley ... gained nine yards on two receptions vs. Iowa State.

2020: Recorded 247 yards and four touchdowns on 16 receptions in 350 snaps over 12 games ... became the sixth Clemson tight end under Dabo Swinney to catch four or more touchdowns in a season, joining Michael Palmer (four in 2009), Dwayne Allen (eight in 2011), Brandon Ford (eight in 2012), Stanton Seckinger (four in 2013) and Jordan Leggett (eight in 2015 and seven in 2016) ... caught a career-long 42-yard pass at Wake Forest ... recorded a two-yard reception vs. The Citadel ... added an 18-yard reception vs. Virginia ... caught his first career touchdown pass on a 22-yard reception vs. No. 7 Miami ... caught three passes for 67 yards and a touchdown at Georgia Tech ... recorded a 17-yard touchdown reception vs. Syracuse, becoming the first Clemson tight end with a touchdown catch in three consecutive games since Jordan Leggett against Georgia Tech, Louisville and Boston College in 2016 ... caught a six-yard pass vs. Boston College ... recorded 19 yards and a touchdown on two catches at No. 4 Notre Dame ... added a six-yard reception and earned team special teams player of the week vs. Pitt ... caught two passes for 13 yards at Virginia Tech ... gained 35 yards on two catches vs. No. 3 Ohio State in the Sugar Bowl.

2019: Had five catches for 53 yards in 256 snaps over 15 games (one start) ... made his debut vs. Georgia Tech ... gained 10 yards on his first career catch at Syracuse ... caught a 10-yard pass at Louisville ... added a seven-yard reception vs. Boston College ... gained 15 yards on a catch vs. Wake Forest ... caught an 11-yard pass vs. No. 22 Virginia.

Before Clemson: Ranked as 15th-best tight end-H Back in the nation by ESPN.com ... had strong senior season at Calhoun High ... Region 6 AAA Defensive Player of the Year ... first-team all-region on offense and defense ... first-team Chattahoochee All-Area ... County Defensive Player of the Year ... played his high school football at Calhoun High for Hal Lamb ... teammate of 2019 signee Brannon Spector at Calhoun High ... Clemson recruiters were Brandon Streeter and Danny Pearman ... committed to Clemson on June 10, 2018.

Personal: Born Feb. 3, 2001 ... majoring in marketing ... completed a microinternship with Elliott Realty in Myrtle Beach in spring 2022.

D. ALLEN CAREER STATS

Year	G-S	Snaps	Rec	Yds	Avg	TD	LG
2019	15-1	256	5	53	10.6	0	15
2020	12-0	350	16	247	15.4	4	42
2021	13-10	535	28	208	7.4	3	24
Totals	40-11	1141	49	508	10.4	7	42



SERGIO ALLEN

LB • 6-1 • 230 • JR. • 1VL
FORT VALLEY, GA.
PEACH COUNTY HS

TIGERS

45

Has nine tackles in 14 career games over two seasons at Clemson.

2021: Played 13 defensive snaps over nine games and was credited with six tackles including three special teams stops ... contributed on special teams vs. No. 5 Georgia ... had four tackles vs. SC State ... had one special teams tackle at Louisville.

2020: Had three tackles in 18 defensive snaps over five games ... made collegiate debut at Wake Forest ... contributed two tackles vs. The Citadel ... added a tackle at Georgia Tech.

Before Clemson: Played for Chad Campbell at Peach County High School in Fort Valley, Ga. ... High School Butkus Award semifinalist who helped his high school team post a 48-9 record in his four years as a starter ... led his Peach County team among the final eight of the state playoffs all four years, including two runner-up finishes, one semifinalist finish and one quarterfinal finish ... completed his 51-game high school career with 357 total tackles, including 222 solo, to rank in the top five in school history in career tackles ... posted 45 career tackles for loss, including 15 sacks, and 48 quarterback hurries ... named team captain and team MVP as a senior in 2019, when he posted 74 tackles, including 46 solo, with 14 tackles for loss and three sacks ... also had an interception and 17 quarterback hurries ... as a junior in 2018, posted a career-high 122 tackles, including 82 solo, en route to being named team MVP ... had 11 tackles for loss, six of which were sacks ... named 3A Defensive Player of the Year by the Atlanta Journal Constitution and Georgia Athletic Coaches Association ... as a sophomore in 2017, helped Peach County to State Championship game while recording 104 tackles, including 59 solo ... had single-season career-best 15 tackles for loss, including two sacks, while causing three fumbles and adding an interception and seven hurries ... recorded 19 receptions for 333 yards and three scores as a sophomore, his only year playing tight end ... contributed 57 total tackles (five for loss) and four sacks in 11 games as a freshman ... at the time of his signing, ranked as the No. 150 overall player in the nation by ESPN.com, which also ranked him as the second-best inside linebacker and 16th-best player in Georgia ... PrepStar Magazine ranked him as the No. 165 overall player, the sixth-best inside linebacker and 19th-best player in Georgia ... 247Sports ranked him as the No. 191 overall player, the 11th-best inside linebacker and the 21st-best player in Georgia ... named to the 2019 preseason Super 11 team named by the Atlanta Journal Constitution ... selected to Under Armour All-America Game ... committed to Clemson on July 26, 2018 ... recruited to Clemson by Todd Bates and Brent Venables.

Personal: Born Dec. 13, 2001 ... majoring in sociology ... completed microinternships with First Rate in England and Adobe in spring 2022 ... enrolled at Clemson in January 2020.

S. ALLEN CAREER STATS

Year	G-S	Snaps	Hit	Ast	Tot	TFL	Sacks	Int	QP	PBU	CF-RF
2020	5-0	18	0	3	3	0-0	0-0	0-0	0	0	0-0
2021	9-0	13	3	3	6	0-0	0-0	0-0	0	0	0-0
Totals	14-0	31	3	6	9	0-0	0-0	0-0	0	0	0-0



LAVONTA BENTLEY

LB • 6-0 • 235 • *JR. • 2VL
BIRMINGHAM, ALA.
P.D. JACKSON-OLIN HS

TIGERS

42

Hard-hitting linebacker who enters 2022 credited with 52 tackles (8.5 for loss), 4.5 sacks, two pass breakups and two forced fumbles in 254 defensive snaps across 27 career games (two starts).

2021: Credited with 30 tackles (4.0 for loss), two pass breakups, a sack and a forced fumble over 171 defensive snaps in 11 games (two starts) ... recorded a tackle and a forced fumble vs. No. 5 Georgia ... made his first career start vs. Georgia Tech after starter Baylon Spector reported knee inflammation pregame, and proceeded to record a team-high 13 tackles (3.0 for loss) and a sack en route to ACC Linebacker of the Week and team co-defensive player of the game honors ... followed with nine tackles in reserve at NC State ... added a tackle for loss at Syracuse ... contributed five tackles in season finale vs. Iowa State.

2020: Credited with 16 tackles (4.5 for loss), 3.5 sacks and a forced fumble in 73 defensive snaps over 12 games ... recorded four tackles including his first career sack at Wake Forest ... added a tackle vs. The Citadel ... added one tackle at Georgia Tech ... recorded three tackles vs. Syracuse ... made two tackles vs. Pitt, with one resulting in an eight-yard sack and the other resulting in his first career forced fumble ... contributed four tackles including 1.5 sacks at Virginia Tech ... had one tackle in ACC Championship Game vs. No. 2 Notre Dame.

2019: Played 10 snaps and registered six tackles over four games ... made collegiate debut on special teams vs. Georgia Tech ... added a tackle vs. Charlotte ... contributed four tackles vs. Wofford ... posted a tackle vs. Wake Forest.

FOR A COMPLETE LIST OF EVERY 2022 CLEMSON PLAYER'S CAREER GAME-BY-GAME STATS, SEE THE 2022 TIGER FOOTBALL MEDIA GUIDE SUPPLEMENT BY LOGGING ON TO...

<https://bit.ly/3akwROg>

Before Clemson: Ranked as the No. 119 overall player in the nation by PrepStar ... rated as the No. 177 overall player by Rivals.com, who also sees him as the ninth-best inside linebacker and eighth-best player from Alabama ... four-star by PrepStar, ESPN and Rivals ... ESPN rated him as the No. 289 overall player in the nation, the seventh-best inside linebacker and 12th-best player in Alabama ... had strong senior year with 118 tackles, 16 tackles for loss, 5.5 sacks, four passes broken up ... ranked as No. 6 player in Alabama by AI.com ... Lineman of the Year by the Birmingham Quarterback Club ... named Defensive Player of the Year in Birmingham ... played high school football at Jackson-Olin High for coach Tim Vakakes ... Clemson recruiter was Todd Bates ... committed to Clemson on July 27, 2018.

Personal: Born Feb. 20, 2001 ... majoring in communication ... three-time ACC Honor Roll selection (2019-21) ... first name pronounced luh-VON-tay.

BENTLEY CAREER STATS

Year	G-S	Snaps	Hit	Ast	Tot	TFL	Sacks	Int	QP	PBU	CF-RF
2019	4-0	10	5	1	6	0-0	0-0	0-0	0	0	0-0
2020	12-0	73	12	4	16	4.5-30	3.5-23	0-0	0	0	1-0
2021	11-2	171	21	9	30	4-11	1-2	0-0	2	0	1-0
Totals	27-2	254	38	14	52	8.5-41	4.5-25	0-0	2	0	2-0



WILL BLACKSTON

TE • 6-1 • 250 • *SO. • SQ
HONEA PATH, S.C.
BELTON-HONEA PATH HS

TIGERS

43

Walk-on who appeared in two games in his first two seasons from 2020-21.

2021: Made season debut vs. SC State ... also contributed on special teams vs. UConn.

2020: Made collegiate debut vs. Pittsburgh.

Before Clemson: Lettered at Belton-Honea Path, where he contributed at both tight end and defensive line ... multiple time all-region selection who was named to the all-state team as a senior ... was selected to the 2019 Shrine Bowl.

Personal: Health science major ... two-time ACC Honor Roll selection (2020-21) ... born April 30, 2002.

BLACKSTON CAREER STATS

Year	G-S	Snaps	Rec	Yds	Avg	TD	LG
2020	1-0	0	0	0	---	0	---
2021	2-0	0	0	0	---	0	---
Totals	3-0	0	0	0	---	0	---



WILL BOGGS

OL • 6-3 • 285 • *SO. • SQ
YORK, S.C.
YORK COMPREHENSIVE HS

TIGERS

68

Joined the program as a walk-on in 2020.

2021: Contributed on scout team.


2020: Walked on and served in a scout team role.

Before Clemson: Lettered at York Comprehensive High School, where he earned South Carolina Offensive Lineman of the Year honors from the South Carolina Football Coaches Association in 2019 ... selected to the 2019 Shrine Bowl.

Personal: Civil engineering major ... two-time ACC Honor Roll selection (2020-21) ... born Jan. 20, 2002.



VETERAN BIOS



BRYAN BRESEE

DT • 6-5 • 300 • *SO. • 2VL
DAMASCUS, MD.
DAMASCUS HS

TIGERS

11

Former No. 1 recruit in the country who burst onto the scene as a Freshman All-American in 2020 ... became the second ACC Defensive Rookie of the Year in Clemson history, joining Dexter Lawrence (2016) ... enters 2022 credited with 48 tackles (9.5 for loss), 5.5 sacks, two pass breakups, an interception, a forced fumble and a safety in 586 defensive snaps over 16 games (14 starts).

2021: Third-team All-ACC selection despite being limited to four games ... credited with 15 tackles (3.0 for loss), 1.5 sacks and an interception over 154 snaps in four games (all starts) ... contributed seven tackles (one for loss) vs. No. 5 Georgia ... added two tackles vs. SC State ... recorded 2.0 tackles for loss, a career-high 1.5 sacks and his first career interception in sharing team defensive player of the game honors vs. Georgia Tech, sealing the game by hauling in a desperation forward lateral attempt on the Yellow Jackets' final play ... made two tackles at NC State prior to exiting the game with an injury.


2020: Credited with 33 tackles (6.5 for loss), 4.0 sacks, two pass breakups, a forced fumble and a safety in 432 snaps over 12 games (10 starts) as a true freshman ... also recorded two snaps on offense in Clemson's goal line jumbo package ... along with fellow true freshmen Myles Murphy and Trenton Simpson, their four sacks each tied William Perry (4.0 in 1981), Ricky Sapp (4.0 in 2006) and Shaq Lawson (4.0 in 2013) for third-most sacks by a Clemson true freshman all-time ... his four sacks were the most by a true freshman interior lineman in 2020, Clemson's second straight season having the FBS leader among first-year defensive tackles in that category (Tyler Davis in 2019) ... Freshman All-American according to The Athletic, ESPN and Rivals ... ACC Defensive Rookie of the Year ... first-team All-ACC honoree ... also named first-team All-ACC by the AP ... made impressive collegiate debut at Wake Forest, posting three tackles and a half-sack in addition to recording the Tigers' first blocked field goal since the second week of 2018 ... he and fellow true freshman Myles Murphy became the first Clemson first-year freshmen to record a sack in a season opener since Dexter Lawrence and Tre Lamar in 2016 ... had four tackles with his first full sack and a pass breakup vs. Virginia ... helped Clemson limit No. 7 Miami to 210 yards ... had two tackles including a half-sack in which he forced a fumble that Andrew Booth Jr. returned 21 yards for a touchdown vs. Syracuse ... had three tackles vs. Boston College, including a game-clinching sack when he forced an intentional grounding in the end zone for a safety to earn team defensive player of the game honors ... had five tackles (one for loss) at No. 4 Notre Dame ... had three tackles in ACC Championship Game vs. No. 2 Notre Dame ... had six tackles (2.5 for loss) including a sack vs. No. 3 Ohio State in the Sugar Bowl.

Before Clemson: Played for Eric Wallich at Damascus High School in Damascus, Md., where he had 134 career tackles, including 80.5 for loss, with 35 sacks ... had 47 tackles in 2019, including 30.5 tackles for loss with 14 sacks while also adding two forced fumbles, a fumble recovery and a pass breakup ... helped team to 13-2 record and state championship as a senior ... first-team All-American by Sports Illustrated ... two-time first-team USA Today All-American ... first-team Washington Post All-Met defensive lineman as a junior and senior ... Maryland Defensive Player of the Year in 2018 ... first-team MaxPreps Junior All-American defensive lineman in 2018 ... Montgomery County 3A MVP in 2018 ... Gatorade Player of the Year in Maryland as a junior in 2018 ... had 36 tackles for loss, including 12 sacks, as a junior, earning first-team MaxPreps Sophomore All-America status in 2017 ... Listed as the No. 1 overall player in the nation by 247Sports, which also called him the top defensive tackle in the nation and the top player in the state of Maryland ... top overall player in the nation by Rivals.com, the top defensive tackle and the top player in Maryland ... No. 2 player in the nation by PrepStar, the top defensive tackle in the nation and the top player in Maryland ... No. 4 overall player in the nation by ESPN.com, which listed him as the No. 1 defensive tackle in the nation and top player in Maryland ... played basketball as a junior and averaged 13.7 points and 11.9 rebounds ... selected to U.S. Army All-American Bowl ... committed to Clemson on April 23, 2019 ... recruited to Clemson by Todd Bates.

Personal: Born Oct. 6, 2001 ... sociology major ... enrolled at Clemson in January 2020 ... last name pronounced bruh-ZEE.

BRESEE CAREER STATS

Year	G-S	Snaps	Hit	Ast	Tot	TFL	Sacks	Int	QP	PBU	CF-RF
2020	12-10	432	21	12	33	6.5-22	4-27	0-0	12	2	1-0
2021	4-4	154	9	6	15	3-20	1.5-16	1-0	4	0	0-0
Totals	16-14	586	30	18	48	9.5-42	5.5-43	1-0	16	2	1-0



JAKE BRININGSTOOL

TE • 6-6 • 235 • SO. • 1VL
BRENTWOOD, TENN.
RAVENWOOD HS

TIGERS

9

Talented young weapon in the passing game who caught three passes for 67 yards and a touchdown in 102 snaps over eight games in ascending the depth chart as a true freshman in 2021.

2021: Caught three passes for 67 yards and a touchdown in 102 snaps over eight games ... made Clemson debut vs. SC State ... recorded his first career catch with a diving 11-yard grab vs. Florida State ... impressed on two catches for 56 yards vs. UConn, making a career-long 31 yard catch and later adding his first touchdown on a 25-yard pass from Billy Wiles.

Before Clemson: Unanimous four-star prospect from the three major recruiting services who is also a unanimous top 100 national player ... ranked 70th in the nation by Rivals, which also listed him as the fourth-best tight end in the nation and second-best player in the state of Tennessee ... ESPN.com listed him as the No. 71 overall player in the nation, second-best tight end and the best player in Tennessee ... 247Sports listed Briningstool as the No. 84 overall player, third-best tight end and best player in Tennessee ... selected for the Under Armour All-American Game ... PrepStar five-star recruit and Top 150 Dream Team selection who ranked as the No. 1 tight end and No. 1 prospect in Tennessee and as the nation's No. 48 overall prospect ... had 39 receptions for 774 yards and 12 touchdowns as a senior in 2020 ... also had a 51-yard kickoff return for a score, giving him 13 touchdowns for the year ... on defense had 38 tackles, seven sacks, 11 tackles for loss and a forced fumble ... for his career, recorded 111 receptions for 1,955 yards and 22 receiving touchdowns ... three-year starter who led his Ravenwood team to a 30-10 record and made the playoffs each year ... was 6A State Runner-up in 2019 and a 6A semifinalist in 2018 ... Mr. Football finalist in Tennessee for 6A as a senior... Regional 6-6A Co-MVP in 2020... all-region in 2019 and 2020 ... second-team All-Mid State as a junior ... along with classmate Dietrick Pennington, was one of Clemson two signees from Tennessee in a single class for the second time under Dabo Swinney, joining the 2017 signing class that produced two of Clemson's top 16 players in career receiving yardage (Tee Higgins and Amari Rodgers, both of whom hailed from the Knoxville area) ... committed to Clemson on Jan. 26, 2020 ... recruited by Lemanski Hall and Danny Pearman ... played for Matt Daniels at Ravenwood High School.

Personal: Sociology major ... enrolled at Clemson in January 2021 ... completed a microinternship with Elliott Realty in Myrtle Beach in spring 2022 ... born Dec. 9, 2002.

BRININGSTOOL CAREER STATS

Year	G-S	Snaps	Rec	Yds	Avg	TD	LG
2021	8-0	102	3	67	22.3	1	31



NATHAN BROOKS

OL • 6-5 • 280 • *FR. • RS
FORT MILL, S.C.
FORT MILL HS

TIGERS

67

Joined Clemson as a walk-on in Fall 2021.

2021: Contributed on scout team.
Before Clemson: Was a multi-year starter at Fort Mill (S.C.) High School.

Personal: General engineering major ... born Oct. 3, 2003.



DEMONTÉ CAPEHART

DT • 6-5 • 310 • *SO. • 1VL
HARTSVILLE, S.C.
HARTSVILLE HS

TIGERS

19

Has three tackles (2.0 for loss) and a sack in 40 snaps in nine career games.

2021: Played 20 snaps over five games ... made season debut vs. SC State ... also saw action vs. UConn and at South Carolina.

2020: Played 20 snaps as a true freshman, being credited with three tackles (2.0 for loss) and a sack over four games ...

made collegiate debut vs. The Citadel, tying for the team lead with 2.0 tackles for loss and one sack among his three tackles.

Before Clemson: Played three years at Hartsville High School in South Carolina before going to IMG Academy for the 2019 season ... played for Kevin Wright at IMG in 2019, starting all 10 games and recording 44 total tackles, including 35 first hits ... led the team with 16 tackles for loss and tied for the team lead in sacks with 5.5 ... helped IMG to a 9-1 record and No. 9 national ranking from USA Today ... named first-team postseason All-American by Sports Illustrated ... as a junior at Hartsville, he helped coach Jeff Calabrese's team to a 12-1 record, posting 40 tackles, 19 of which were tackles for loss, and seven sacks ... also played 22 basketball games over two years for Hartsville ... at the time of his signing, ranked as the No. 27 overall player in the nation by ESPN.com, which also listed him as the second-best defensive tackle and second-best player from the state of South Carolina ... listed as No. 35 overall player in the nation by 247Sports, the second-best defensive tackle and the sixth-best player in the state... ranked as No. 35 overall player in the nation by Rivals.com, the third-best defensive tackle and the fifth-best player in the state... ranked as No. 52 player in the nation overall, the second-best defensive tackle and second-best player of South Carolina origin by PrepStar ... was listed as the second-best player from South Carolina by the Charlotte Observer ... selected to Under Armour All-America Game ... committed to Clemson on June 5, 2018 ... recruited to Clemson by Todd Bates and Robbie Caldwell.

Personal: Born July 19, 2002 ... name pronounced "duh-MON-tay" ... majoring in sports communication ... enrolled at Clemson in January 2020 ... two-time ACC Honor Roll selection (2020-21).

CAPEHART CAREER STATS

Year	G-S	Snaps	Hit	Ast	Tot	TFL	Sacks	Int	QP	PBU	CF-RF
2020	4-0	20	2	1	3	2-7	1-6	0-0	2	0	0-0
2021	5-0	20	0	0	0	0-0	0-0	0-0	0	0	0-0
Totals	9-0	40	2	1	3	2-7	1-6	0-0	2	0	0-0



BARRETT CARTER

LB • 6-1 • 225 • SO. • 1VL
SUWANEE, GA.
NORTH GWINNETT HS

TIGERS

0

Versatile member of the back seven who enters 2022 having recorded 26 tackles (one for loss), a pass breakup and a fumble recovery he returned three yards for a touchdown in 179 snaps over 12 games (one start) as a true freshman in 2021.

2021: Credited with 26 tackles (one for loss), a pass breakup and a fumble recovery he returned three yards for a touchdown in 179 snaps over 12 games (one start) ... became the first Clemson player on record to wear number zero ... ACC Honor Roll selection ... contributed two tackles in his Clemson debut vs. No. 5 Georgia ... added two tackles vs. SC State ... recorded four tackles at NC State ... registered two tackles vs. Boston College ... made first career start at No. 23 Pitt, contributing five tackles and a pass breakup ... recorded two tackles and returned a desperation lateral attempt three yards for a touchdown as time expired vs. Florida State ... added four tackles (one for loss) vs. UConn ... made two tackles vs. No. 13 Wake Forest ... made one tackle at South Carolina ... recorded two tackles vs. Iowa State.

Before Clemson: Five-star athlete from Georgia ranked as the No. 17 overall player in the nation by 247Sports ... versatile athlete that will play safety at Clemson ... also listed by 247Sports as the second-best linebacker in the nation and third-best player in Georgia, earning a five-star ranking following his signing in the early signing period ... Rivals.com listed Carter as a five-star player, ranked as the nation's No. 21 overall player, the top linebacker in the nation and the third-best player in Georgia ... ESPN.com lists him as a four-star, the No. 103 overall player in the nation ... PrepStar five-star recruit and Top 150 Dream Team selection who ranked as the nation's No. 40 overall prospect and No. 4 player in Georgia ... earned Defensive National High School Player of the Year from the Maxwell Football Club ... in a 2020 state playoff game, he recorded 197 yards rushing on 17 attempts on offense and had eight tackles, three sacks and a fumble recovery on defense ... he accomplished that after running for 142 yards on just six carries in the regular season finale ... for the season he rushed for 429 yards, a 9.3-yard average, and scored 10 touchdowns and added seven catches for 68 yards ... finished the year with 11 tackles for loss, including five sacks, to go with 38 tackles in seven games ... had a 79-yard interception return for a touchdown ... also threw a 13-yard touchdown pass ... as a junior in 2019, he recorded 73 tackles and 10 sacks in 13 games ... had 51 tackles and seven tackles for loss in 11

VETERAN BIOS

games as a sophomore ... had 162 tackles, 27 tackles for loss and 18 sacks in his career ... selected to play in the All-American Bowl ... committed to Clemson on May 19, 2020 ... recruited by Mickey Conn and Brent Venables ... played for Bill Stewart at North Gwinnett High School.

Personal: Born Oct. 23, 2002 ... majoring in sports communication.

CARTER CAREER STATS

Year	G-S	Snaps	Hit	Asst	Tot	TFL	Sacks	Int	QP	PBU	CF	CF-RF
2021	13-1	179	12	14	26	1-2	0-0	0-0	3	1	0	1



HOLDEN CASPERSEN

LS • 5-11 • 210 • *FR • RS
ROSWELL, GA.
ROSWELL HS

TIGERS

58 Joined Clemson as a walk-on in 2021 and appeared in two games.

2021: Appeared in two games while redshirting ... made collegiate debut vs. SC State ... snapped on Clemson's final two punts vs. UConn ... ACC Honor Roll selection.

Before Clemson: Snapped at Roswell (Ga.) High School ... named as a five-star snapping prospect by Rubio Long Snapping.

Personal: Born Oct. 30, 2002 ... financial management major ... completed a microinternship with Credit Suisse in New York in spring 2022 ... opted to walk-on at Clemson over scholarship offers from Tulane, Stetson and Kennesaw State.

CASPERSEN CAREER STATS

Year	G-S	Snaps
2021	2-0	0



QUINN CASTNER

PK • 5-5 • 145 • *SO • SQ
FORT MILL, S.C.
NATION FORD HS

TIGERS

36 Walk-on who made one appearance on a kickoff in his debut season in 2020.

2021: Contributed in a scout team role ... ACC Honor Roll selection.

2020: Made Clemson debut vs. The Citadel, getting a huge ovation from the Clemson sideline upon booting a touchback on his first career kickoff.

Before Clemson: Lettered at Nation Ford High School in Fort Mill, S.C. ... went 13-of-14 on field goal attempts and 35-for-35 on PATs as a senior.

Personal: Bioengineering major ... born April 24, 2002.

CASTNER CAREER STATS

Year	G-S	11-29	30-39	40-49	50+	Total	HB	LG	PAT	Pts
2020	1-0	0-0	0-0	0-0	0-0	0-0	0-0	---	0-0	0



BEAU COLLINS

WR • 6-3 • 205 • SO • 1VL
LOS ANGELES, CALIF.
ST. JOHN BOSCO HS

TIGERS

80 Polished young wide receiver who broke out late in his true freshman season

with 31 catches for 407 yards and three touchdowns in 472 snaps over 11 games (six starts) ... joined DeAndre Hopkins (2010), Sammy Watkins (2011), Artavis Scott (2014), Hunter Renfrow (2015), Deon Cain (2015) and Justyn Ross (2018) as the only Clemson freshmen — true or redshirt — in the Dabo Swinney era to post at least 30 receptions and at least 400 receiving yards in their debut season.

2021: Finished second on the team in receptions (31) and third in receiving yards (407) while tying for the team lead with three touchdown catches in 472 snaps over 11 games with six starts ... ACC Honor Roll selection ... made collegiate debut vs. SC State, catching three passes for 36 yards ... gained 29 yards on two catches at Syracuse ... made first career start at No. 23 Pitt, gaining 23 yards on a team-high-tying five receptions ... added a nine-yard catch vs. Florida State ... earned offensive


player of the game honors after recording a then-career-high 104 yards on six receptions, including a 46-yard touchdown catch, at Louisville to record the first 100-yard receiving game by a Clemson true freshman since Justyn Ross recorded 153 yards against Alabama in the College Football Playoff National Championship Game to end the 2018 season ... added five catches for 40 yards with a 32-yard touchdown catch vs. UConn, becoming the first Clemson true freshman with a touchdown catch in consecutive games since Ross at the end of 2018 ... recorded a career-high 137 receiving yards and a spectacular one-handed touchdown grab on four receptions vs. No. 13 Wake Forest, becoming the first Clemson true freshman to catch a touchdown in three straight games since Deon Cain recorded a touchdown reception in five straight games in 2015 ... caught two passes for nine yards at South Carolina ... gained 20 yards on three receptions vs. Iowa State.

Before Clemson: A national top 50 player according to ESPN.com ... played two high school seasons with Clemson quarterback DJ Uiagalelei ... Rivals.com listed him as the No. 57 overall player in the nation, as well as the tenth-best receiver and third-best player in the state of California ... ESPN.com ranked him No. 46 overall and as the third-best receiver in the nation and the fifth-best player in California ... PrepStar five-star recruit and Top 150 Dream Team selection who ranked as the nation's No. 27 recruit, including the No. 4 wide receiver prospect and No. 4 player in California ... did not have a 2020 season due to the COVID-19 pandemic ... as a junior in 2019, had 41 receptions for 1,008 yards and 14 touchdowns ... averaged 24.6 yards per reception ... helped team to state title, a 13-1 record and a No. 1 national ranking in 2019 ... had five 100-yard games ... had biggest game against Liberty High with four catches for 178 yards, when all four receptions went for a touchdown including a career-long 80-yard catch ... had at least one touchdown reception in nine of the 14 games ... selected to play in the Under Armour All-America Game ... committed to Clemson on Jan. 25, 2020 ... recruited by Tyler Grisham and Todd Bates ... signed with Clemson on Dec. 16, 2020, his 18th birthday ... played for Jason Negro at St. John Bosco High School in Bellflower, Calif.

Personal: Management major ... enrolled at Clemson in January 2021 ... completed a microinternship at National Football League headquarters in New York in spring 2022 ... born Dec. 16, 2002.

B. COLLINS CAREER STATS

Year	G-S	Snaps	Rec	Yds	Avg	TD	LG
2021	11-6	472	31	407	13.1	3	58



DACARI COLLINS

WR • 6-4 • 215 • SO • 1VL
ATLANTA, GA.
WESTLAKE HS

TIGERS

3 Enters 2022 after catching 16 passes for 221 yards in 254 snaps over nine

games (three starts) in 2021.

2021: Embraced opportunity down the stretch to finish the season with 16 receptions for 221 yards in 254 snaps over nine games (three starts), including six-catch efforts against both UConn and Iowa State ... made Clemson debut vs. SC State, catching two passes for 18 yards ... had a breakout performance vs. UConn, collecting six catches for 97 yards ... made first career start vs. No. 13 Wake Forest ... had a team-high 50 yards on two catches at South Carolina ... recorded a team-high 56 yards on a career-high-tying six receptions vs. Iowa State.

Before Clemson: Four-star prospect according to every major recruiting service ... ranked as the No. 129 overall player in the nation by ESPN.com ... also ranked by ESPN.com as the 23rd-best receiver and 17th-best player in Georgia ... 247Sports ranked him as a four-star prospect ... rated No. 207 overall and a four-star prospect by Rivals.com ... four-star recruit and Top 150 Dream Team selection by PrepStar, which ranked him as the nation's 22nd-best receiver and 14th-best player from Georgia ... invited to play in the Under Armour All-America Game ... had a strong four-year career in the football-rich state of Georgia, with his reception and yardage totals increasing each season ... has recorded 109 receptions for 1,990 yards and 20 touchdowns in 37 career games, averaging a strong 18.3 yards per catch for his career ... in the first 11 games of the 2020 season, he had 48 catches for 842 yards and eight scores, averaging 17.5 yards per catch for a team was 11-2... had his best game against Johns Creek, when he recorded 153 receiving yards and a touchdown on eight catches ... had at least three catches in every game in 2020 ... as a junior in 2019, had 39 catches for 696 yards and six scores in 12 games ... had catches in all 12 games in 2019, finishing with a streak of 23 straight games with a catch

over his last two years ... as a sophomore, caught 14 passes for 304 receiving yards and six scores ... had eight receptions for 148 yards and two touchdowns as a freshman ... enrolled at Clemson in January 2021 ... committed to Clemson on Sept. 7, 2019 ... recruited by Mike Reed and Tyler Grisham ... played for Bobby May at Westlake High School, the same high school that produced former Clemson cornerback and 2020 first-round pick A.J. Terrell and fellow 2021 signee Nate Wiggins.

Personal: Born Nov. 4, 2002 ... sociology major.

D. COLLINS CAREER STATS

Year	G-S	Snaps	Rec	Yds	Avg	TD	LG
2021	9-3	254	16	221	13.8	0	37



DAVID COTE

LB • 5-11 • 215 • *JR • SQ
SIX MILE, S.C.
D.W. DANIEL HS

TIGERS

48 Walk-on who enters 2022 having appeared in seven career games.

2021: Made season debut on special teams vs. SC State ... also contributed on special teams vs. UConn.

2020: Made season debut vs. The Citadel ... played on special teams vs. Pittsburgh.

2019: Appeared in three games while redshirting ... made Clemson debut vs. Charlotte on special teams ... saw action on special teams vs. Wofford and vs. Wake Forest.

Before Clemson: Completed his prep career at Daniel High School.

Personal: Born Jan. 18, 2001 ... majoring in health science ... three-time ACC Honor Roll selection (2019-21).

COTE CAREER STATS

Year	G-S	Snaps	Hit	Asst	Tot	TFL	Sacks	Int	QP	PBU	CF	CF-RF
2019	3-0	0	0	0	0	0-0	0-0	0-0	0	0	0	0
2020	2-0	4	0	0	0	0-0	0-0	0-0	0	0	0	0
2021	2-0	0	0	0	0	0-0	0-0	0-0	0	0	0	0
Totals	7-0	4	0	0	0	0-0	0-0	0-0	0	0	0	0



MAC CRANFORD

OL • 6-0 • 285 • *JR • SQ
HARTSVILLE, S.C.
HARTSVILLE HS

TIGERS

60 Walk-on who enters 2022 having played 23 career snaps over five games.

2021: Contributed on scout team.

2020: Played two snaps vs. Pittsburgh.

2019: Played 21 snaps over three games while redshirting ... played four snaps in collegiate debut vs. Georgia Tech ... recorded nine snaps vs. Charlotte ... played eight snaps vs. Wofford.

Before Clemson: Lettered at Hartsville High School.

Personal: Born Nov. 24, 2000 ... majoring in construction science and management ... completed a microinternship at Segars Ranch in Montana in spring 2022 ... two-time ACC Honor Roll selection (2019 and 2021).

CRANFORD CAREER STATS

Year	G-S	Snaps
2019	3-0	21
2020	1-0	2
Totals	4-0	23



JACKSON CROSBY

WR • 5-10 • 180 • *FR • RS
SIX MILE, S.C.
D.W. DANIEL HS

TIGERS

82 Joined Clemson as a walk-on prior to the 2021 season.

2021: Contributed on scout team ... ACC Honor Roll selection.

Before Clemson: Played football and baseball at Daniel High School in Central, S.C.

Personal: Born Feb. 12, 2003 ... management major.

VETERAN BIOS



FRED DAVIS II

CB • 6-0 • 190 • JR. • 2VL
JACKSONVILLE, FLA.
TRINITY CHRISTIAN ACADEMY

TIGERS

2

Enters 2022 credited with 19 tackles (0.5 for loss) and two pass breakups in 320 snaps over 20 career games.

2021: Credited with six tackles (0.5 for loss) in 137 snaps over nine games ... made season debut with two tackles (0.5 for loss) vs. SC State ... credited with one tackle vs. Georgia Tech ... made two tackles at No. 23 Pitt ... had one tackle vs. No. 13 Wake Forest.

2020: Credited with 13 tackles and two pass breakups in 183 snaps over 11 games as a true freshman ... made collegiate debut at Wake Forest, recording three solo tackles ... recorded one tackle vs. The Citadel ... added a tackle at Georgia Tech ... contributed two tackles vs. Syracuse ... made one tackle at Virginia Tech ... added two tackles and two pass breakups in ACC Championship Game vs. No. 2 Notre Dame.

Before Clemson: Played for Verlon Dorminey at Trinity Christian Academy in Jacksonville, Fla. ... MaxPreps Preseason First-Team All-American in 2019 who was a multi-dimensional weapon for Trinity Christian Academy ... posted 101 tackles in 37 career games, adding four interceptions, 30 passes defended, two caused fumbles and a blocked kick ... recorded 26 tackles, two tackles for loss, an interception and 11 passes defended as a senior ... averaged 8.3 yards per rush for the season on 29 carries and also added four receptions for 60 yards ... in 2018, posted 48 tackles, 13 passes broken up and an interception ... had an 86-yard interception return for a score in one game and 95-yard kickoff return for a score in another ... had 27 tackles as a sophomore to go with a pair of interceptions ... first-team All-USA Florida selection by USA Today and first-team All-First Coast selection by the Florida Times Union ... first-team MaxPreps Junior All-American honoree and third-team 5A all-state selection ... consensus top-60 player nationally who rated in the early signing period as the No. 25 player in the nation by PrepStar, which called him third-best cornerback and second-best player in Florida ... ranked as the 28th-best overall player in the nation by Rivals.com, which also called him the third-best cornerback and the fourth-best player in Florida ... ranked as the No. 45 overall player in the nation by ESPN.com, which also ranked him as the fourth-best cornerback and 10th-best player from Florida ... ranked as the No. 56 player in the nation by 247Sports, the sixth-best cornerback and the 10th-best player from Florida ... selected to U.S. Army All-American Bowl ... committed to Clemson on April 8, 2018 ... recruited to Clemson by Jeff Scott and Mike Reed.

Personal: Born Feb. 12, 2002 ... enrolled at Clemson in January 2020 ... criminal justice major.

F. DAVIS CAREER STATS

Year	G-S	Snaps	Hit	Ast	Tot	TFL	Sacks	Int	QP	PBU	CF-RF
2020	11-0	183	10	2	12	0-0	0-0	0-0	1	2	0-0
2021	9-0	137	5	1	6	0.5-1	0-0	0-0	0	0	0-0
Totals	20-0	320	15	3	18	0.5-1	0-0	0-0	1	2	0-0



TYLER DAVIS

DT • 6-2 • 300 • SR. • 3VL
APOPKA, FLA.
WEKIVA HS

TIGERS

13

Made an immediate impact, earning the starting role in his first career game as a true freshman in 2019 and becoming a key interior piece for Clemson's defense ever since ... enters 2022 credited with 95 tackles (16.5 for loss), 10.0 sacks, three pass breakups and two fumble recoveries in 1,056 snaps over 31 games (28 starts).

2021: First-team All-ACC selection despite battling injuries during the season ... also collected second-team All-ACC honors from the Associated Press ... credited with 27 tackles (2.5 for loss), 2.5 sacks and a fumble recovery over 321 snaps in nine games (eight starts) ... Clemson was 8-0 in games he started and 2-3 in games in which he did not play (Georgia, NC State, Boston College and Syracuse) or was limited to playing on a snap count in a reserve role (Pitt) ... made season debut with one tackle vs. SC State ... credited with seven tackles vs. Georgia Tech ... missed three games with a torn bicep but returned at No. 23 Pitt, making three tackles ... notched a half-sack among his four tackles vs. Florida State ... made one tackle at Louisville ... had

a nine-yard sack among his two tackles vs. UConn ... contributed three tackles (one for loss) with a sack and a fumble recovery vs. No. 13 Wake Forest ... made three tackles at South Carolina ... added three tackles in season finale vs. Iowa State.

2020: Credited with 17 tackles (5.0 for loss), 2.0 sacks and a pass breakup in 196 snaps over seven games (all starts) while battling injury for much of the season ... recorded two tackles at Wake Forest ... unavailable vs. The Citadel ... held out as a precaution vs. Virginia ... returned to action vs. No. 7 Miami and added two tackles ... made two tackles (both for loss) including a sack at Georgia Tech, sharing team defensive player of the game honors ... returned to action vs. Pitt after missing three games, recording a sack among his two tackles and adding a pass breakup ... added two tackles at Virginia Tech ... notched four tackles (two for loss) in ACC Championship Game vs. No. 2 Notre Dame ... contributed three tackles vs. No. 3 Ohio State.


2019: Second-team All-ACC selection ... credited with 51 tackles (9.0 for loss), 5.5 sacks, two pass breakups and a fumble recovery in 539 snaps over 15 games (13 starts) ... his 13 starts were the most by a true freshman defensive lineman in school history ... led all true freshmen interior linemen in the country in sacks ... became the first true freshman defensive tackle to start a season opener for Clemson since Jeff Mills in 1974 ... posted five tackles including a half-sack in the opener vs. Georgia Tech, sharing team defensive player of the week honors ... contributed two tackles vs. No. 12 Texas A&M ... posted three tackles including the first full sack of his career at Syracuse ... added three tackles vs. Charlotte ... recorded two tackles including a sack at North Carolina ... added two tackles (1.5 for loss) and a half-sack vs. Florida State ... posted seven tackles (0.5 for loss) at Louisville ... made four tackles (one for loss) vs. Boston College ... registered three tackles vs. Wofford ... recorded a tackle, a pass breakup and a fumble recovery at NC State, sharing team defensive player of the game honors ... credited with four tackles and a pass breakup vs. Wake Forest ... contributed a tackle at South Carolina ... registered five tackles, including 1.5 sacks, vs. No. 22 Virginia in the ACC Championship Game ... added four tackles (one for loss) vs. No. 2 Ohio State in the Fiesta Bowl ... recorded a sack among his three tackles vs. No. 1 LSU.

Before Clemson: Rated as No. 60 overall player in the nation by ESPN and No. 74 by Tom Lemming ... unanimous four-star player ... ESPN listed him as No. 7 defensive tackle in the nation and seventh-best overall player in Florida ... Rivals.com listed him as 18th-best defensive tackle in the nation ... national top 300 player according to 247Sports, where he ranked as the No. 218 player in the nation as well as the 12th-best defensive tackle in the nation and 24th-best player in Florida ... had 34 tackles, including 14 tackles for loss and six sacks in 2018 ... had best game against West Orange when he had eight tackles, four tackles for loss and three sacks ... had an interception in 2018 as well ... helped team to 11-2 record and a top 10 ranking in the state of Florida ... played his high school football at Wekiva High School for Rich Bedesem ... Clemson recruiter was Todd Bates ... did not commit to the Tigers until signing day, Dec. 19, 2018 ... enrolled at Clemson in January 2019.

Personal: Born Nov. 1, 2000 ... management major.

T. DAVIS CAREER STATS

Year	G-S	Snaps	Hit	Ast	Tot	TFL	Sacks	Int	QP	PBU	CF-RF
2019	15-13	539	31	20	51	9-37	5.5-29	0-0	6	2	0-1
2020	7-7	196	13	4	17	5-22	2-16	0-0	2	1	0-0
2021	9-8	321	13	14	27	2.5-22	2.5-22	0-0	7	0	0-1
Totals	31-28	1056	57	38	95	16.5-81	10-67	0-0	15	3	0-2



CADE DENHOFF

DE • 6-5 • 250 • *FR. • RS
PLANT CITY, FLA.
LAKELAND CHRISTIAN SCHOOL

TIGERS

44

Enters 2022 following a redshirt year in which he appeared in one game.

2021: Made collegiate debut vs. UConn, his lone appearance of his redshirt season ... named 2021 MVP of Clemson's Power Hour program, which works with Strength & Conditioning staff during segment meetings ... ACC Honor Roll selection.

Before Clemson: National top 100 player according to ESPN.com and 247Sports ... ESPN.com listed him as the No. 82 overall player in the nation, the 10th-best defensive end and the 15th-best player in Florida ... ranked as the No. 89 overall player by 247Sports, and was also listed as the eighth-best defensive end in the nation and 13th-best player in Florida ... ranked No. 188 overall nationally by Rivals.com, which also ranked him as the No. 10 defensive end ... PrepStar Top 150 Dream Team selection who ranked as the nation's No. 83 overall prospect and as the No. 8 defensive end and No. 14 player in Florida ... rated

as a four-star prospect by all services ... five-year letterman at Lakeland Christian, as he played in nine games as an eighth grader ... played 48 games overall, recording 282 career tackles, 26.5 sacks, seven caused fumbles and four fumble recoveries ... played seven games and had 40 tackles, including 6.5 tackles for loss, in pandemic-shortened 2020 season ... had 92 tackles in 12 games, including 11 sacks and three caused fumbles in 2019 ... had three double-figure tackle games that season, and had a career-high four sacks against King's Academy ... as a sophomore in 2018, had career-high 95 tackles in 11 games with 6.5 sacks and three caused fumbles ... had three double-figure tackle games, including a career-high 13 stops against Berkeley Prep ... had 44 tackles and seven sacks in nine games as a freshman, including a three-sack performance against Land O' Lakes High School ... had 11 tackles in nine games as an eighth grader in 2016 ... invited to play in the Under Armour All-America Game ... committed to Clemson on Jan. 26, 2020 ... recruited by Lemanski Hall and Mike Reed ... played football, basketball and baseball in high school ... played for Danny Williams at Lakeland Christian School.

Personal: Construction science and management major ... enrolled at Clemson in January 2021 ... completed a microinternship at Segars Ranch in Montana in spring 2022 ... born Aug. 30, 2002.

DENHOFF CAREER STATS

Year	G-S	Snaps	Hit	Ast	Tot	TFL	Sacks	Int	QP	PBU	CF-RF
2021	1-0	1	0	0	0	0-0	0-0	0-0	0	0	0-0



CARSON DONNELLY

S • 5-11 • 195 • ^*SR. • 3VL
BIRMINGHAM, ALA.
BRIARWOOD CHRISTIAN SCHOOL

TIGERS

27

Original walk-on and key special teamer who enters 2022 with 13 career tackles in 34 career games with 23 defensive snaps.

2021: Recorded six tackles, including two special teams stops, and added a pass breakup over 13 games, including 17 defensive snaps ... contributed on special teams vs. No. 5 Georgia ... made one tackle vs. SC State ... added a special teams tackle at Syracuse ... recorded three tackles and a pass breakup vs. UConn ... made a special teams stop at South Carolina.

2020: Made six tackles (including four on special teams) and played six defensive snaps in addition to contributing on special teams in all 12 games ... contributed a special teams tackle at Wake Forest ... added another special teams stop vs. The Citadel ... played on special teams vs. Virginia and vs. No. 7 Miami ... posted three tackles at Georgia Tech ... added a special teams tackle vs. Boston College, sharing team special teams player of the game honors.

2019: Recorded a tackle while contributing primarily on special teams in eight games ... made season debut on special teams vs. Georgia Tech ... played on special teams vs. Charlotte, vs. Florida State, vs. Boston College, vs. Wofford, vs. Wake Forest and at South Carolina ... made a tackle in ACC Championship Game vs. No. 22 Virginia.

2018: Made Clemson debut on special teams vs. Louisville in his lone appearance of his redshirt season.

Before Clemson: Helped Briarwood Christian School to a 12-2 record as a junior ... had 62 tackles, five interceptions and eight pass breakups as a junior ... had eight games with at least five tackles, including 13 tackles in the season opener, as a junior ... had six career interceptions ... coached by Fred Yancey at Briarwood Christian School.

Personal: His father, Chris, was a teammate of Clemson head coach Dabo Swinney at Alabama ... earned degree in marketing in May 2021 ... pursuing postgraduate studies in business administration ... completed a microinternship with Cisco in spring 2022 ... born June 28, 2000 ... four-time ACC Honor Roll selection (2018-21).

DONNELLY CAREER STATS

Year	G-S	Snaps	Hit	Ast	Tot	TFL	Sacks	Int	QP	PBU	CF-RF
2018	1-0	0	0	0	0	0-0	0-0	0-0	0	0	0-0
2019	8-0	0	1	0	1	0-0	0-0	0-0	0	0	0-0
2020	12-0	6	6	0	6	0-0	0-0	0-0	0	0	0-0
2021	13-0	17	4	2	6	0-0	0-0	0-0	0	1	0-0
Totals	34-0	23	11	2	13	0-0	0-0	0-0	0	1	0-0



VETERAN BIOS



COLBY DOOLITTLE

LB • 6-2 • 225 • *FR. • RS
NEWBERRY, S.C.
MID-CAROLINA HS


TIGERS

51 Joined the program as a walk-on in 2021.

2021: Contributed on scout team.

Before Clemson: Played football and baseball at Mid-Carolina High School in Prosperity, S.C.

Personal: Born Dec. 13, 2002 ... pre-business major.



HAMPTON EARLE

WR • 5-10 • 190 • *JR. • SQ
CLEMSON, S.C.
D.W. DANIEL HS

TIGERS

83 Walk-on who enters 2022 having played 30 snaps over eight career games with one career reception for six yards.

2021: Played 13 offensive snaps in two games ... made season debut with a six-yard catch vs. UConn ... also saw action at South Carolina.

2020: Played seven snaps over two games ... made season debut vs. The Citadel ... saw action vs. Pitt.


2019: Made collegiate debut vs. Charlotte ... saw action vs. Boston College, Wofford and Wake Forest.

Before Clemson: Completed his prep career at Daniel High School.

Personal: Born March 16, 2001 ... majoring in criminal justice ... completed a microinternship at Segars Ranch in Montana in spring 2022 ... three-time ACC Honor Roll selection (2019-21).

EARLE CAREER STATS

Year	G-S	Snaps	Rec	Yds	Avg	TD	LG
2019	4-0	10	0	0	---	0	---
2020	2-0	7	0	0	---	0	---
2021	2-0	13	1	6	6.0	0	6
Totals	8-0	30	1	6	6.0	0	6



JOEY EDDIS

LB • 5-11 • 200 • *SO. • SQ
LAWRENCE, KAN.
LAWRENCE FREE STATE HS


TIGERS

52 Walked on to the Clemson program in 2021.

2021: Contributed on scout team ... ACC Honor Roll selection.

Before Clemson: Lettered as a linebacker and safety at Free State High School in Lawrence, Kan. ... also wrestled for the Firebirds.

Personal: Born Nov. 7, 2001 ... communication major ... completed a microinternship at Segars Ranch in Montana in spring 2022.



SAGE ENNIS

TE • 6-4 • 240 • *SO. • 1VL
GRACEVILLE, FLA.
LINCOLN HS

TIGERS

11 Has played 224 snaps over 17 games (one start) in two seasons.

2021: Ascended Clemson's tight end depth chart as the season progressed and finished the year having played 197 snaps and having recorded one eight-yard catch in 13 games with one start ... contributed on special teams vs. No. 5 Georgia ... made offensive season debut vs. SC State ... made his first career catch vs. Boston College, gaining eight yards ... made first career start in a two-tight-end set vs. Florida State.

2020: Played 27 snaps in four games ... made collegiate debut at Wake Forest ... also saw action against The Citadel, No. 7 Miami (Fla.) and Pittsburgh.

Before Clemson: Played for Quinn Gray at Lincoln High in Tallahassee, Fla. ... had experience at defensive end, quarterback and tight end during his career, including starting at quarterback as a sophomore ... scored nine touchdowns on just 23 carries as a goal line Wildcat back as a junior in 2018 ... recorded 113 receptions for 1,783 yards and 17 touchdowns over his career at tight end ... rushed for 13 touchdowns, giving him 30 total rushing and receiving touchdowns for his career ... named first-team FACA All-District, Tallahassee QB Club Student Athlete of the Year and team MVP as a team captain in 2019 ... recorded 40 catches for 560 yards and seven touchdowns in 2019 ... finished 2018 season with 39 receptions for 596 yards and four scores ... played quarterback as a sophomore and completed 86-175 passes for 1,529 yards and nine touchdowns, including a 96-yard touchdown pass ... started at tight end as a freshman and had 34 receptions for 627 yards and six scores ... had career-best 18.4 yards per catch as a freshman ... played a season of baseball in 2017 ... No. 18 tight end in the nation by PrepStar ... No. 5 H-Back/TE by ESPN.com ... committed to Clemson on June 17, 2019 ... recruited by Jeff Scott and Danny Pearman.

Personal: Born Sept. 15, 2001 ... parks, tourism and recreation management major ... enrolled at Clemson in January 2020 ... completed a microinternship with Cisco in spring 2022 ... two-time ACC Honor Roll selection (2020-21) ... last name pronounced ENN-iss.

ENNIS CAREER STATS

Year	G-S	Snaps	Rec	Yds	Avg	TD	LG
2020	4-0	27	0	0	---	0	---
2021	13-1	197	1	8	8.0	0	8
Totals	17-1	224	1	8	8.0	0	8



RIGGS FAULKENBERRY

LB • 6-1 • 205 • *FR. • RS
GREENVILLE, S.C.
GREENVILLE SENIOR HS


TIGERS

43 Joined Clemson as a walk-on in the 2021 season.

2021: Contributed on scout team ... ACC Honor Roll selection.

Before Clemson: Played linebacker and defensive end at Greenville Senior High School.

Personal: Born March 31, 2003 ... history major.



PHILIP FLORENZO

LS • 6-2 • 240 • *SO. • SQ
TOWSON, MD.
LOYOLA BLAKEFIELD PREPARATORY SCHOOL

TIGERS

45 Joined Clemson as a walk-on in the fall of 2021.


2021: Made Clemson debut vs. UConn, snapping on the Tigers' final PAT of the game ... ACC Honor Roll selection.

Before Clemson: Played both football and lacrosse at Loyola Blakefield High School in Towson, Md.

Personal: Majoring in financial management ... completed a microinternship at Segars Ranch in Montana in spring 2022 ... born July 4, 2002.

FLORENZO CAREER STATS

Year	G-S	Snaps
2021	1-0	0



CONNOR GRAHAM

OL • 6-2 • 285 • *SO. • SQ
POWDERSVILLE, S.C.
POWDERSVILLE HS

TIGERS

62 Walked on at Clemson prior to the 2021 season.

2021: Contributed on scout team ... ACC Honor Roll selection.

Before Clemson: Lettered at Powdersville (S.C.) High School, where he played guard and defensive tackle ... also threw shot put and discus.

Personal: Born March 8, 2002 ... financial management major.



HAMP GREENE

WR • 5-9 • 180 • *JR. • SQ
BIRMINGHAM, ALA.
MOUNTAIN BROOK HS

TIGERS

24 Walk-on who has played 34 offensive snaps in eight career games.

2021: Played 10 offensive snaps in two games ... made season debut vs. UConn ... also saw action at South Carolina.

2020: Played nine offensive snaps in two games ... made season debut vs. No. 7 Miami ... made his second appearance of the season vs. Pittsburgh.

2019: Played 15 snaps in four games while redshirting ... made collegiate debut vs. Georgia Tech ... also saw action vs. Charlotte, vs. Boston College and vs. Wofford.

Before Clemson: Competed at Mountain Brook High School.

Personal: Born Dec. 6, 2000 ... financial management major ... completed a microinternship with First Rate in England in spring 2022 ... three-time ACC Honor Roll selection (2019-21).

H. GREENE CAREER STATS

Year	G-S	Snaps	Rec	Yds	Avg	TD	LG
2019	4-0	15	0	0	---	0	---
2020	2-0	9	0	0	---	0	---
2021	2-0	10	0	0	---	0	---
Totals	8-0	34	0	0	---	0	---



MALCOLM GREENE

CB • 5-10 • 190 • JR. • 2VL
RICHMOND, VA.
HIGHLAND SPRINGS HS

TIGERS

21 Energetic corner who enters 2022 credited with 31 tackles (3.5 for loss),

four pass breakups, 1.5 sacks and an interception in 378 snaps in 22 games (three starts).

2021: Credited with 13 tackles (1.0 for loss) and two pass breakups over 181 snaps in 10 games ... made one tackle vs. No. 5 Georgia ... added two tackles vs. SC State ... credited with three tackles vs. Georgia Tech ... made one tackle at Syracuse ... made two tackles at No. 23 Pitt ... made one tackle at Louisville ... added two tackles (one for loss) vs. UConn ... contributed a tackle and a pass breakup vs. No. 13 Wake Forest.

2020: Credited with 18 tackles (2.5 for loss), two pass breakups, 1.5 sacks and an interception in 197 snaps in 12 games (three starts) ... made collegiate debut at Wake Forest, recording a pass breakup in the contest ... registered a tackle vs. The Citadel ... made two tackles at Georgia Tech ... recorded his first career interception vs. Pittsburgh ... added two tackles at Virginia Tech ... registered six tackles including 1.5 sacks in ACC Championship Game vs. No. 2 Notre Dame ... posted four tackles (one for loss) vs. No. 3 Ohio State in the Sugar Bowl.

Before Clemson: Played for Loren Johnson at Highland Springs High School in Virginia, the same program that produced Clemson All-ACC safety K'Von Wallace ... played on 5A state championship teams in Virginia as a sophomore and junior ... helped Highland Springs to 11-1 record in 2019 ... ranked among the top 15 players in Virginia by the Daily Press prior to the 2019 season ... had 63 tackles, three interceptions and two caused fumbles in 2018 when he helped his team to a state championship and a perfect season ... ranked as the No. 214 overall player in the nation by Rivals.com, the No. 17 defensive back and the No. 3 player in Virginia during the early signing period ... rated as the No. 253 overall player in the nation, No. 24 defensive back and No. 6 player in Virginia by PrepStar ... ranked as 20th-best defensive back in the nation by ESPN.com, which listed him as the No. 9 overall player in Virginia ... originally committed to LSU ... recruited to Clemson by Brandon Streeter and Mike Reed ... committed on Dec. 18, 2019.

Personal: Born January 16, 2002 ... marketing major ... pursuing dream of creating an athletic apparel company ... earned an associate's degree in high school and entered Clemson in the summer of 2020 with two years of college credit ... two-time ACC Honor Roll selection (2020-21).

M. GREENE CAREER STATS

Year	G-S	Snaps	Hit	Ast	Tot	TFL	Sacks	Int	QB	PU	CF	RF
2020	12-3	197	14	4	18	2.5-10	1.5-7	1-8	2	2	0	0
2021	10-0	181	9	4	13	1-2	0-0	0-0	1	2	0	0
Totals	22-3	378	23	8	31	3.5-12	1.5-7	1-8	3	4	0	0



VETERAN BIOS



HUNTER HELMS

QB • 6-2 • 210 • *SO. • SQ
WEST COLUMBIA, S.C.
GRAY COLLEGIATE ACADEMY

TIGERS

18

Original walk-on who impressed with a two-touchdown performance at Georgia Tech as a true freshman in 2020 ... enters 2022 having completed 14-of-25 passes for 135 yards and two scores in 48 snaps over five career games.

2021: Played 26 snaps in two games, completing 5-of-13 passes for 58 yards and rushing once for four yards ... went 2-of-5 for 16 yards in season debut vs. SC State ... completed 3-of-8 passes for 42 yards and rushed once for four yards vs. UConn.

2020: Completed 9-of-12 passes for 77 yards and two touchdowns in 22 snaps over three games ... made collegiate debut vs. The Citadel, completing both of his pass attempts in the game ... completed 5-of-7 passes for 74 yards and two touchdowns at Georgia Tech ... became only the third Clemson quarterback who started his career as a walk-on to throw a touchdown pass since 1954, joining Nick Schuessler (two touchdowns passes in 2016) and Donny McElveen (one in 2010) ... joined Schuessler (two vs. Syracuse in 2016) as the only original walk-on quarterbacks to throw two touchdowns in a game for Clemson, but became the first to do so while still on walk-on status, as Schuessler had been placed on scholarship prior to his two-touchdown game ... went 2-of-3 vs. Pittsburgh.


Before Clemson: Lettered at Gray Collegiate Academy in West Columbia, S.C. ... recorded 4,126 passing yards and 48 touchdowns as a senior, leading the War Eagles to a second straight region title and an upper state semifinal appearance ... finished his prep career with 9,129 passing yards and 98 touchdowns.

Personal: Construction sciences and management major ... completed microinternships at Segars Ranch and Adobe in spring 2022 ... elected to walk-on at Clemson despite holding scholarship offers from South Florida, Troy, Holy Cross and others.

HELMS CAREER STATS

Year	G-S	Snaps	Passing			Pct	Y/A	Y/C	Y/G	Eff	
			C-A-I	Yds	TD						LG
2020	3-0	22	9-12-0	77	2	35	75.0	6.4	8.6	25.7	183.9
2021	2-0	26	5-13-0	58	0	32	38.5	4.5	11.6	29.0	75.9
Totals	5-0	48	14-25-0	135	2	35	56.0	5.4	9.6	27.0	127.8

Year	Car	Yds	Rushing & Total Offense			PL	Tot	TDR	Y/G	
			Y/C	Y/G	TD					LG
2020	2	-7	-3.5	-2.3	0	2	14	70	2	23.3
2021	1	4	4.0	2.0	0	4	14	62	0	31.0
Totals	3	-3	-1.0	-0.6	0	4	28	132	2	26.4



JACOB HENDRICKS

S • 5-7 • 180 • *FR. • RS
SIX MILE, S.C.
D.W. DANIEL HS

TIGERS

37

Joined Clemson as a walk-on prior to the 2021 season.

2021: Did not appear in game action.

Before Clemson: Played baseball and football at Daniel High School in Central, S.C.

Personal: Born Nov. 4, 2004 ... pre-business major.



K.J. HENRY

DE • 6-4 • 260 • ^*SR. • 4VL
WINSTON-SALEM, N.C.
WEST FORSYTH HS

TIGERS

5

Enters 2022 having registered 88 career tackles (19.0 for loss), 10.0 sacks, five pass breakups, three fumble recoveries and one forced fumble in 1,112 snaps over 44 career games (10 starts).

2021: Put together a career year with a strong finish, ending credited with 28 tackles (6.5 for loss), 4.5 sacks, a forced fumble and a fumble recovery in 339 snaps over 13 games (four starts) ... All-ACC Academic Team selection ... made one tackle vs. No. 5 Georgia ... added two stops vs. SC State ... credited with two tackles and a half-sack vs. Georgia Tech ... added a

tackle for loss at NC State ... recorded two tackles and a game-clinching fumble recovery vs. Boston College ... made three tackles at No. 23 Pitt ... added three tackles (0.5 for loss) and a half-sack in his first start of the season vs. Louisiana State ... had a tackle for loss among his three stops at Louisville ... added two tackles with a sack vs. UConn ... contributed a half-sack among his four tackles vs. No. 13 Wake Forest ... recorded a sack and his first career forced fumble among his two tackles at South Carolina ... had three tackles including a key sack late in a bowl win against Iowa State, finishing the year with at least half a sack in each of the team's last four contests.

2020: Credited with 29 tackles (6.0 for loss), 3.5 sacks, two pass breakups and a fumble recovery in 384 snaps over 12 games (six starts) ... made his first career start and recorded five tackles (three solo) including a nine-yard sack in his hometown at Wake Forest ... added two tackles vs. The Citadel ... split a sack amongst his four tackles (two solo) vs. Virginia ... made one tackle (for loss) and batted down a pass vs. No. 7 Miami ... contributed two tackles and a fumble recovery at Georgia Tech ... recorded two tackles and a pass breakup vs. Syracuse ... played 26 snaps in Clemson's 18-point comeback win vs. Boston College ... registered a seven-yard sack among his five tackles at No. 4 Notre Dame ... posted two tackles (1.5 for loss) at Virginia Tech ... added four tackles and a sack in ACC Championship Game vs. No. 2 Notre Dame ... made two tackles vs. No. 3 Ohio State prior to exiting Sugar Bowl with an injury.

2019: Credited with 22 tackles (4.5 for loss), two sacks and three pass breakups in 350 snaps in 15 games ... recorded two tackles including a sack vs. Georgia Tech ... posted a tackle vs. No. 12 Texas A&M ... added a tackle, a half-sack and a pass breakup at Syracuse ... made one tackle and broke up two passes vs. Charlotte ... contributed one tackle at North Carolina and vs. Florida State ... added two tackles at Louisville ... posted three tackles including a half-sack vs. Boston College ... recorded two tackles including one for loss vs. Wofford ... made three tackles at NC State ... shared a tackle for loss vs. Wake Forest ... added two tackles vs. No. 22 Virginia in ACC Championship Game ... posted two tackles (0.5 for loss) vs. No. 1 LSU.

2018: Played 39 snaps in four games while redshirting and was credited with nine tackles (2.0 for loss) and a fumble recovery in that time ... made debut with one tackle and a fumble recovery in 13 snaps vs. Furman ... registered a career-high five tackles, including two for loss, playing near his hometown at Wake Forest.

Before Clemson: No. 6 player in the nation by ESPN, No. 14 by 247Sports, No. 26 by Rivals and No. 27 by PrepStars ... No. 3 defensive end in the nation by 247Sports, ESPN and Rivals ... No. 2 player in North Carolina by Rivals ... second-team All-American by USA Today ... played in Under Armour All-American Game ... scored 1,156 points in 115 career basketball games ... averaged 16 points and seven rebounds per game as a junior ... coached by Adrian Snow at West Forsyth High School ... recruited by Todd Bates and Mike Reed ... enrolled at Clemson in January 2018.

Personal: Born Jan. 27, 1999 ... earned degree in sports communication in December 2020 in only three years... added a master's degree in athletic leadership in December 2021 ... completed a microinternship with Bunty in 2018 ... three-time ACC Honor Roll selection (2019-21) ... won 2021 P.A.W. Journey P.A.T. Man of the Year award.

HENRY CAREER STATS

Year	G-S	Snaps	Hit	Ast	Tot	TFL	Sacks	Int	QP	PBU	CF-RF
2018	4-0	39	6	3	9	2-6	0-0	0-0	0	0	0-1
2019	15-0	350	9	13	22	4.5-16	2-11	0-0	3	3	0-0
2020	12-6	384	15	14	29	6-30	3.5-26	0-0	4	2	0-1
2021	13-4	339	17	11	28	6.5-26	4.5-24	0-0	8	0	1-1
Totals	44-10	1112	47	41	88	19-78	10-61	0-0	15	5	1-3



TYE HERBSTREIT

WR • 5-11 • 170 • *JR. • SQ
NASHVILLE, TENN.
MONTGOMERY BELL ACADEMY

TIGERS

86

Walk-on who has played 23 career snaps over eight games.

2021: Played 11 offensive snaps over three games (South Carolina State, UConn, South Carolina).

2020: Made season debut vs. No. 7 Miami.

2019: Played four games while redshirting ... also saw action vs. Georgia Tech, Charlotte, Boston College and Wofford.

Before Clemson: Completed his prep career at Montgomery Bell Academy.

Personal: Son of ESPN commentator Kirk Herbstreit ... marketing major ... three-time ACC Honor Roll selection (2019-21) ... born June 18, 2000.

HERBSTREIT CAREER STATS

Year	G-S	Snaps	Rec	Yds	Avg	TD	LG
2019	4-0	11	0	0	---	0	---
2020	1-0	1	0	0	---	0	---
2021	3-0	11	0	0	---	0	---
Totals	8-0	23	0	0	---	0	---



TRENT HOWARD

OL • 6-3 • 290 • *SO. • 1VL
BIRMINGHAM, ALA.
BRIARWOOD CHRISTIAN SCHOOL

TIGERS

75

Has played 74 snaps over seven games from 2020-21.

2021: Played 53 snaps over three games ... played 26 snaps vs. SC State as Clemson exceeded both 200 rushing yards and 200 passing yards ... played three snaps at No. 23 Pitt ... played 24 snaps vs. UConn.

2020: Played 21 snaps over four games ... played three snaps in collegiate debut at Wake Forest ... played four snaps in Clemson's shutout win vs. The Citadel ... played 11 snaps at Georgia Tech ... played three snaps vs. Pittsburgh.

Before Clemson: Played the 2019 season for Matthew Forester at Briarwood Christian High School in Birmingham ... played his first three years for Fred Yancey, the veteran coach who retired after 2018 season ... three-year starter who helped Briarwood Christian to a 45-10 record over his four years ... earned Alabama 5A Lineman of the Year honors and Super All-State honors as a senior captain in 2019 ... two-time selection for the All-County, All-South Metro, All-Birmingham and All-State teams ... helped his squad to an 11-4 record in 2019, a 9-3 mark his junior year, a 13-1 record his sophomore year and a 12-2 mark in his freshman season ... reached quarterfinals of the state tournament his freshman year and reached the finals in 2017 ... played all five positions on the line and also had experience as long snapper ... selected to the Alabama-Mississippi All Star Classic, for which he served as a captain for Team Alabama and won an Academic Achievement Award for the squad ... 4.0 student who was a National Honor Society and Mu Alpha Theta (Math Honor Society) member ... originally committed to Georgia Tech before committing to Clemson on Dec. 6, 2019 ... recruited to Clemson by Robbie Caldwell and Todd Bates.

Personal: Born April 28, 2001 ... financial management major ... completed a microinternship with Credit Suisse in New York in spring 2022 ... enrolled at Clemson in the summer of 2020 ... his father, Johnny, played with Dabo Swinney at Alabama and was a member of the 1992 Alabama National Championship team ... attended Dabo Swinney Football Camp six years during his youth ... two-time ACC Honor Roll selection (2020-21).

HOWARD CAREER STATS

Year	G-S	Snaps
2020	4-0	21
2021	3-0	53
Totals	7-0	74



BLACKMON HUCKABEE JR.

WR • 5-11 • 185 • *SO. • SQ
CLOVER, S.C.
CLOVER HS

TIGERS

25

Joined Clemson as a walk-on in the fall 2021.

2021: Made collegiate debut on special teams vs. SC State ... ACC Honor Roll selection.

Before Clemson: Spent 2020 at Furman before transferring to walk on at Clemson ... at Clover High School, caught 28 passes for 488 yards and three touchdowns as a senior in helping his team to a 12-1 record ... also ran track, earning all-region honors in the 400 meters his junior year.

Personal: Pre-business major ... completed a microinternship with The Late Show with Stephen Colbert in spring 2022 ... born Oct. 1, 2001.

HUCKABEE CAREER STATS

Year	G-S	Snaps	Rec	Yds	Avg	TD	LG
2021	1-0	0	0	0	---	0	---

VETERAN BIOS



ZACH JACKSON

WR • 6-3 • 200 • *FR. • RS
ACWORTH, GA.
ALLATOONA HS

TIGERS

89


Joined Clemson as a walk-on prior to the 2021 season.

2021: Contributed on scout team ... ACC Honor Roll selection.
Before Clemson: Competed at Allatoona High in Acworth, Ga. ... chose to walk-on at Clemson over scholarship offers from Army, Bryant, Morehead State, Stetson and The Citadel.

Personal: Born March 9, 2003 ... graphic communications major.

Year	Car	Rushing & Total Offense									
		Yds	Y/C	TD	LG	PL	Tot	TDR	Y/G		
2017	2	-4	-2.0	-0.6	0	4	29	230	2	32.9	
2019*	48	64	1.3	9.1	1	74	156	496	2	70.9	
2020*	0	0	0.0	0.0	0	---	0	0	0	0.0	
2021*	24	-22	-0.9	-7.3	0	21	99	402	4	134.0	
Totals	74	38	0.5	2.0	1	74	284	1128	8	59.4	

* - Northwestern



SHERIDAN JONES

CB • 6-0 • 185 • SR. • 3VL
NORFOLK, VA.
MAURY HS

TIGERS

6

Has 52 tackles (1.5 for loss), eight pass breakups, two interceptions and a recovered fumble in 855 snaps over 38 games (11 starts).

2021: Had a career year despite playing behind two First-Team All-ACC selections, compiling 24 tackles, four pass breakups and an interception over 415 snaps in 13 games (three starts) ... had three tackles vs. South Carolina State ... had two tackles at NC State ... had seven tackles and two pass breakups in a start vs. Boston College ... had two tackles and a pass breakup at Syracuse ... had two tackles at Louisville ... had two tackles and his first interception of the season vs. UConn ... had a tackle and a pass breakup vs. No. 13 Wake Forest ... had three tackles at South Carolina ... had two tackles vs. Iowa State.

2020: Had 22 tackles (1.5 for loss), three pass breakups and an interception in 300 snaps over 11 games (eight starts) ... made first career start at Wake Forest, adding two tackles ... split a tackle for loss among his two tackles vs. The Citadel ... had his first career interception vs. No. 7 Miami, sharing team defensive player of the game honors ... added a tackle at Georgia Tech ... credited with three tackles vs. Syracuse ... contributed two tackles vs. Boston College ... recorded six tackles (one for loss) and a pass breakup at No. 4 Notre Dame ... added two tackles at Virginia Tech ... made one tackle in ACC Championship Game vs. No. 2 Notre Dame and in Sugar Bowl vs. No. 3 Ohio State.

2019: Credited with six tackles, a fumble recovery and a pass breakup in 140 defensive snaps over 14 games ... recorded a pass broken up in collegiate debut vs. Georgia Tech ... added two tackles vs. Charlotte ... posted a tackle vs. Florida State and vs. Boston College ... registered a tackle and fumble recovery vs. Wofford ... added a tackle at NC State.

Before Clemson: ESPN.com ranked Jones as 69th-best overall player, second-best player in the state and seventh-best cornerback in the nation ... ranked 91st overall by Rivals, fourth-best from the state of Virginia and ninth-best cornerback in the nation ... two-way player, who had 45 tackles, two interceptions, one he returned for a score, in 2018 ... had 17 receptions for 347 yards and two scores ... played in World Bowl and Under Armour All-American game ... coached by Dyrri McCain ... Clemson recruiters were Mike Reed and Brent Venables ... committed to Clemson on April 20, 2018 ... enrolled at Clemson in January 2019.

Personal: Born Oct. 25, 2000 ... majoring in communication ... his brother, Kennedy, plays baseball at UNC Greensboro and is the school's single-season recordholder for RBIs as well as the 2022 SoCon tournament MVP ... completed a microinternship with Adobe in spring 2022 ... two-time ACC Honor Roll selection (2019 and 2021).

JONES CAREER STATS

Year	G-S	Snaps	Hit	Ast	Tot	TFL	Sacks	Int	QP	PBU	CF-RF
2019	14-0	140	5	1	6	0-0	0-0	0-0	0	1	0-1
2020	11-8	300	16	6	22	1.5-1	0-0	1-0	0	3	0-0
2021	13-3	415	15	9	24	0-0	0-0	1-0	0	4	0-0
Totals	38-11	855	36	16	52	1.5-1	0-0	2-0	0	8	0-1



TRISTAN LEIGH

OL • 6-6 • 315 • *FR. • RS
FAIRFAX, VA.
JAMES W. ROBINSON SECONDARY SCHOOL

TIGERS

70

Enters 2022 after playing 20 snaps over two games while redshirting as a true freshman in 2021.

2021: Played 20 snaps in two games while redshirting ... Played 10 snaps vs. SC State in collegiate debut ... played 10 snaps vs. UConn.


Before Clemson: One of the highest rated offensive linemen in the nation ... ranked in the top 25 among all prospects by Rivals.

com, ESPN.com and 247Sports ... listed as the No. 15 overall player and a five-star prospect by 247Sports, which also ranked him as the fourth-best offensive tackle in the nation and second-best player from Virginia ... Rivals.com listed him as the 17th-best overall player, the fourth-best offensive tackle and top player from Virginia ... ESPN.com ranked him No. 22 overall as well as the fourth-best offensive tackle and the second-best player from Virginia ... PrepStar five-star recruit and Top 150 Dream Team selection who ranked as the nation's No. 34 overall recruit, including ranking as the No. 2 offensive tackle prospect and No. 2 player in Virginia ... also played basketball in high school ... also recruited by Alabama, Oklahoma, LSU and Ohio State ... selected for All-American Bowl ... recruited by Brent Venables and Robbie Caldwell ... played for Scott Vossler at Robinson High School.

Personal: His father, Stan Leigh, played running back at Virginia from 1990-94 ... sociology major ... born April 28, 2003.

LEIGH CAREER STATS

Year	G-S	Snaps
2021	2-0	20



RYAN LINTICUM

C • 6-3 • 300 • *FR. • RS
DAMASCUS, MD.
DAMASCUS HS

TIGERS

53

Has played seven snaps over two games while redshirting in 2021.

2021: Appeared in two games while redshirting, playing seven total snaps ... played three snaps in college debut vs. SC State ... played four snaps vs. UConn.

Before Clemson: Ranked as the No. 120 overall player in the nation by Rivals.com, which listed him as the best center in the nation and the fifth-best player from Maryland ... 247Sports ranked him as the eighth-best center in the nation and 21st-best player from Maryland ... ESPN.com ranked him among its top 300 prospects nationally as well as the fourth-best center in the nation and 14th-best player from Maryland ... PrepStar Top 150 Dream Team selection and four-star recruit who ranked as the nation's No. 2 center and the No. 4 player in Maryland ... invited to play in the Under Armour All-America Game ... did not have a 2020 high school season due to COVID-19 pandemic ... committed to Clemson on Sept. 23, 2019 ... recruited by Robbie Caldwell and Mike Reed ... played football, basketball and lacrosse in high school ... played for Josh Klotz at Damascus High School ... became Clemson's second signee from Damascus in a two-year span, joining 2020 signee Bryan Bressee.

Personal: Criminal justice major ... enrolled at Clemson in January 2021 ... born Sept. 7, 2002.

LINTICUM CAREER STATS

Year	G-S	Snaps
2021	2-0	7



PHIL MAFAH

RB • 6-1 • 225 • SO. • 1VL
LOGANVILLE, GA.
GRAYSON HS


TIGERS

26

Running back who debuted with 292 rushing yards and three touchdowns on

68 rushing attempts and 50 receiving yards on seven catches over 170 snaps in nine games (one start) in 2021.

2021: Initially planned to redshirt but was called into action following attrition at running back ... recorded 292 yards and three touchdowns on 68 carries and gained 50 yards on seven receptions over 170 offensive snaps in nine games (one start) ... ACC Honor Roll selection ... made his collegiate debut vs. Boston College, rushing eight times for 58 yards ... rushed nine times for 30 yards and caught three passes for 27 yards at Syracuse ... recorded 14 rushing yards and his first career rushing touchdown on three carries at No. 23 Pitt ... recorded a career-long 63-yard run — Clemson's longest rush since Travis Etienne's 72-yard touchdown run against Miami in 2020 — among his 69 yards on nine carries vs. Florida State ... gained 21 yards on seven carries at Louisville ... rushed 17 times for 49 yards and a touchdown and caught two passes for 26 yards vs. UConn ... carried twice vs. No. 13 Wake Forest ... added 43 yards and a touchdown on 11 carries at South Carolina ... gained seven yards on two carries vs. Iowa State.



HUNTER JOHNSON

QB • 6-2 • 215 • ^+SR. • 1VL
BROWNSBURG, IND.
BROWNSBURG HS

TIGERS

12

Returned to Clemson in 2022 as a graduate transfer ... originally signed with Clemson and enrolled in January 2017 ... transferred to Northwestern in 2018 ... enters 2022 having completed 116-210 passes for 1,090 yards with seven touchdowns and a 101.3 pass efficiency rating in addition to one rushing touchdown during his combined tenures with the Tigers and Wildcats ... started eight of the 12 games in which he appeared for Northwestern.

2021 (Northwestern): Voted team captain ... completed 30-43 passes for 283 yards and three touchdowns, without throwing an interception in the season opener against Michigan State ... threw for 66 yards and a touchdown in a win over Indiana State.

2020 (Northwestern): Appeared in two games as part of Northwestern's 7-2 campaign.

2019 (Northwestern): Played six games with five starts, passing for 432 yards and a touchdown while rushing for 64 yards and a score ... made his Wildcat debut against Stanford ... had a then-career-high 165 passing yards and a touchdown while adding 55 yards on the ground and a rushing score against UNLV.

2018 (Northwestern): Sat out his sophomore season under transfer rules at the time.

2017 (Clemson): Played 76 snaps in seven games, completing 21-of-27 passes for 234 yards with two touchdowns and one interception ... made his debut against Kent State, completing 5-6 passes for 39 yards in 20 snaps ... went 5-5 vs. Wake Forest and threw his first career touchdown on a 13-yard pass to Cannon Smith ... went 7-8 for 144 yards and a touchdown against The Citadel, including a 78-yard touchdown pass to Tee Higgins.

Before Clemson: Rated as the top quarterback in the nation by ESPN ... the best player in the state of Indiana, he was named Mr. Football in 2016 ... a 2016 Elite 11 quarterback, his highest prospect rating is No. 18 by Rivals, which also ranked him as the best player in Indiana and second-best quarterback in the nation ... top prospect in Indiana and No. 2 quarterback nationally by 247 Sports ... MVP in the U.S. Army All-American Game ... three-year starter for Brownsburg High School played for John Hart ... completed 166-318 passes for 2,233 yards and 25 touchdowns as a senior ... also rushed for 525 yards and three scores ... as a junior, completed 174-316 passes for 2,542 yards and 31 touchdowns in 10 games ... had three games with at least five touchdown passes ... as a sophomore, completed 122-226 for 1,434 yards and 10 scores ... for his career, completed 496-964 passes for 6,657 yards and 69 touchdowns ... had 727 rushing yards, with 7,384 yards of total offense and 76 total touchdowns ... all-state track performer in spring of 2015 ... ran on 4x400 relay team that finished fourth in the state in 2015 ...first Tiger signee from Indiana on record ... wore No. 15 in high school ... recruited to Clemson by Brandon Streeter.

Personal: Earned both undergraduate and master's degrees at Northwestern ... born March 18, 1998.

JOHNSON CAREER STATS

Year	G-S	Snaps	Passing									
			C-A-I	Yds	TD	LG	Pct	Y/A	Y/C	Y/G	Eff	
2017	7-0	76	21-27-1	234	2	78	77.8	8.7	11.1	33.4	167.6	
2019*	7-NA	NA	50-108-4	432	1	NA	46.3	4.0	8.6	61.7	75.5	
2020*	2-NA	NA	0-0-0	0	0	NA	---	---	---	---	---	
2021*	3-NA	NA	45-75-4	424	4	NA	60.0	5.7	9.4	141.3	114.4	
Totals	19-8	NA	116-210-9	1090	7	NA	55.2	5.2	9.4	57.4	101.3	



VETERAN BIOS

Before Clemson: Unanimous top 300 player nationally ... ranked No. 178 by 247Sports, which also listed him as the 11th-best running back in the nation and 16th-best player in Georgia ... ranked No. 148 by Rivals.com, which ranked him as the eighth-best running back in the nation and 12th-best player in Georgia ... ESPN300 member who was listed as a four-star prospect by all services ... PrepStar Top 350 All-American who was ranked by the service as the nation's No. 159 overall recruit, the No. 13 running back and No. 15 player in Georgia ... in three years at Grayson High, rushed for 2,526 yards on 288 carries, an 8.8-yard average, and scored 37 total touchdowns ... had 10 100-yard rushing games in 29 career games ... also recorded 20 career receptions for 224 yards and four scores ... rushed for 1,130 yards on 130 attempts (8.7 per rush) in 2020, scoring 18 touchdowns and notching five 100-yard rushing games ... team currently sits at 12-0 in 2020 and is ranked second in the state by MaxPreps ... had career-high 222 rushing yards on 16 carries against McEachern, a 13.9-yard average, with two scores ... followed that with games of 23 rushes for 175 yards, 19 for 142 yards and 20 for 146 yards ... had 676 yards and a 10-yard average in 2019, missing four games with a broken collarbone ... recorded 720 yards and 10 touchdowns in 2018 ... committed to Clemson on Aug. 29, 2019 as the Tigers first commit of the 2021 recruiting class ... recruited by Mickey Conn and Tony Elliott ... played for Adam Carter at Grayson High School ... attended same high school as several former Clemson players, including NFL running back Wayne Gallman.

Personal: Enrolled at Clemson in January 2021 ... born Oct. 24, 2002 ... management major ... completed a microinternship at National Football League headquarters in New York in spring 2022.

MAFAH CAREER STATS										
Year	G-S	Snaps	Car	Yds	Avg	TD	LG	Rec	Yds	TD
2021	9-1	170	68	292	4.2	3	63	7	50	0



KEITH MAGUIRE

LB • 6-2 • 230 • *JR. • 2VL
MEDIA, PA.
MALVERN PREPARATORY SCHOOL

TIGERS

Has 33 tackles (4.0 for loss), a caused fumble, an interception and two pass breakups in 208 defensive snaps over 28 career games.

2021: Credited with 15 tackles and a pass breakup in 99 defensive snaps over 13 games ... recorded a tackle and a pass breakup vs. SC State ... added one tackle vs. Georgia Tech and at Syracuse ... made one tackle at No. 23 Pitt ... added three tackles vs. UConn ... recorded two tackles at South Carolina ... contributed a career-high six tackles vs. Iowa State.

2020: Credited with 16 tackles (3.0 for loss), a forced fumble and a pass breakup in 100 defensive snaps over 11 games ... contributed three tackles (one for loss) and a pass breakup at Wake Forest ... added another three tackles vs. The Citadel ... made one tackle at Georgia Tech ... recorded two tackles vs. Syracuse ... registered one tackle at No. 4 Notre Dame ... added a tackle vs. Pitt ... notched five tackles (two for loss) and a forced fumble at Virginia Tech.

2019: Credited with two tackles (one for loss) and an interception in nine defensive snaps over four games while redshirting ... made collegiate debut vs. Georgia Tech ... recorded a three-yard tackle for loss at Syracuse ... added a tackle vs. Charlotte ... notched first career interception in the ACC Championship Game vs. No. 22 Virginia.

Before Clemson: Talented four-star linebacker who ranked as the best player in Pennsylvania by some services ... had strong 2018 season, leading his team to third straight Inter-AC Championship in a row ... as a senior, had 106 tackles, 18 tackles for loss, five sacks and four interceptions ... also had 313 yards rushing and 314 receiving on the offensive side of the ball ... scored 14 total touchdowns ... two-time conference MVP ... named all-state in 2017 and 2018 ... No. 219 player in the nation by Rivals.com ... that service also ranked McGuire as best player in Pennsylvania and 11th-best outside linebacker ... seventh-best player in Pennsylvania by 247Sports ... No. 26-best outside linebacker by PrepStar ... led his conference in tackles as a junior ... played high school football at Malvern Prep for Dave Gueriera ... very active in community service, he went on a 10-day trip to Dominican Republic in June to help build homes ... also played on lacrosse team at Malvern ... Clemson recruiters were Brandon Streeter and Brent Venables ... committed to Clemson on April 27, 2018.

Personal: Born Nov. 20, 2000 ... financial management major ... two-time ACC Honor Roll selection (2019-20).

MAGUIRE CAREER STATS												
Year	G-S	Snaps	Hit	Ast	Tot	TFL	Sacks	Int	QP	PBU	CF	CF-RF
2019	4-0	9	1	1	2	1-3	0-0	1-0	0	0	0	0-0
2020	11-0	100	11	5	16	3-13	0-0	0-0	1	1	1	1-0
2021	13-0	99	9	6	15	0-0	0-0	0-0	0	1	0	0-0
Totals	28-0	208	21	12	33	4-16	0-0	1-0	1	2	1	0-0



MATTHEW MALONEY

LB • 6-0 • 210 • *JR. • 1VL
CLEMSON, S.C.
D.W. DANIEL HS

TIGERS

Walk-on who has played eight career games and 11 defensive snaps.

2021: Credited with three tackles, all on special teams, in five games as he earned a starting role on kickoff coverage down the stretch ... made season debut on special teams vs. SC State ... made a special teams tackle vs. UConn ... recorded two special teams tackles at South Carolina.

2020: Played 11 defensive snaps over three games, making one tackle ... made Clemson debut vs. The Citadel

2019: Did not appear in game action while rehabbing from a knee injury.

Before Clemson: Competed at Daniel High School.

Personal: Born Nov. 23, 2000 ... majoring in health science ... two-time ACC Honor Roll selection (2019 and 2021).

MALONEY CAREER STATS												
Year	G-S	Snaps	Hit	Ast	Tot	TFL	Sacks	Int	QP	PBU	CF	CF-RF
2020	3-0	11	1	0	1	0-0	0-0	0-0	0	0	0	0-0
2021	5-0	0	1	2	3	0-0	0-0	0-0	0	0	0	0-0
Totals	8-0	11	2	2	4	0-0	0-0	0-0	0	0	0	0-0



JUSTIN MASCOLL

DE • 6-4 • 260 • *SR. • 3VL
SNELLVILLE, GA.
SOUTH GWINNETT HS

TIGERS

Has 64 tackles (5.5 for loss), 2.0 sacks, three pass breakups and a fumble recovery in 833 career snaps over 39 games (11 starts).

2021: Credited with 19 tackles and three pass breakups in 204 snaps over 11 games (two starts) ... contributed two tackles vs. No. 5 Georgia ... added a tackle vs. SC State ... credited with three tackles vs. Georgia Tech and at NC State ... recorded a tackle and a pass breakup at Syracuse ... made four tackles at No. 23 Pitt ... contributed two tackles vs. Florida State ... made one tackle at Louisville ... added two tackles and a pass breakup vs. UConn ... batted a pass that was intercepted by Mario Goddrich for a pick-six against Iowa State.

2020: Credited with 29 tackles (4.5 for loss), 2.0 sacks and a fumble recovery in 377 snaps over 12 games (nine starts) ... made first career start at Wake Forest, contributing four tackles ... added two tackles vs. The Citadel ... recorded his first career sack and finished with five tackles vs. Virginia ... had three tackles including a sack vs. No. 7 Miami ... had first career fumble recovery at Georgia Tech ... made three tackles (1.5 for loss) vs. Syracuse ... had four tackles, including one for loss, vs. Boston College ... had two tackles at No. 4 Notre Dame and at Virginia Tech ... had one tackle in ACC Championship Game vs. No. 2 Notre Dame ... had three tackles vs. No. 3 Ohio State.


2019: Had 16 tackles (1.0 for loss) in 252 snaps over 15 games ... registered a tackle vs. Georgia Tech and vs. No. 12 Texas A&M ... posted three tackles at Syracuse ... added a tackle vs. Charlotte and at North Carolina ... contributed two tackles at Louisville and vs. Wofford ... credited with a half tackle for loss at NC State ... posted two tackles vs. Wake Forest ... registered two tackles vs. No. 22 Virginia in ACC Championship Game.

2018: Made Clemson debut vs. No. 16 NC State, playing eight snaps in his lone appearance of his redshirt season.

Before Clemson: No. 92 player in the nation by PrepStars, No. 102 player by ESPN and No. 142 player by 247Sports ... No. 12 defensive end in the nation by ESPN ... No. 16 player in Georgia by ESPN ... U.S. Army All-American Game participant ... played linebacker and defensive end at South Gwinnett High School ... had 59 tackles, 12.5 tackles for loss and seven sacks as a senior ... first-team all-region as a senior ... had 68 tackles, nine tackles for loss, eight sacks and 14 quarterback pressures as a junior ... coached by Steve Davenport at South Gwinnett High School ... recruited by Todd Bates, Mickey Conn and Tony Elliott.

Personal: Born Jan. 14, 2000 ... criminal justice major.

MASCOLL CAREER STATS												
Year	G-S	Snaps	Hit	Ast	Tot	TFL	Sacks	Int	QP	PBU	CF	CF-RF
2018	1-0	8	0	0	0	0-0	0-0	0-0	0	0	0	0-0
2019	15-0	244	5	11	16	1-3	0-0	0-0	0	0	0	0-0
2020	12-9	377	13	16	29	4-5-10	2-7	0-0	0	0	0	0-1
2021	11-2	204	8	11	19	0-0	0-0	0-0	5	3	0	0-1
Totals	39-11	833	26	38	64	5.5-13	2-7	0-0	5	3	0	0-1



ARMON MASON

DE • 6-2 • 210 • *FR. • RS
RICHMOND HILL, GA.
RICHMOND HILL HS

TIGERS

Joined Clemson as a walk-on prior to the 2021 season.

2021: Contributed on scout team while redshirting.

Before Clemson: Completed his prep career at Richmond Hill (Ga.) High School.

Personal: Health science major ... son of NBA veteran Anthony Mason, whose career included stints with the New Jersey Nets, Denver Nuggets, New York Knicks, Charlotte Hornets, Milwaukee Bucks and Miami Heat ... his father earned NBA Sixth Man of the Year in 1995 and was an All-Star in 2001 ... born Sept. 9, 2003.



MITCHELL MAYES

OL • 6-3 • 310 • JR. • 2VL
RALEIGH, N.C.
LEESVILLE ROAD HS

TIGERS

Enters his third season in the program in 2022 after playing 164 snaps over

12 games from 2020-21.

2021: Played 103 snaps over five games ... played 33 snaps vs. SC State as Clemson exceeded both 200 rushing yards and 200 passing yards ... played two snaps vs. Boston College ... played 10 snaps in a Friday night win at Syracuse ... played 53 of Clemson's 100 plays in helping the Tigers exceed 300 passing yards vs. UConn ... played five snaps vs. No. 13 Wake Forest.

2020: Played 61 snaps over seven games ... played 15 snaps in collegiate debut at Wake Forest ... played 24 snaps in Clemson's shutout win vs. The Citadel ... played three snaps vs. Virginia ... played nine snaps vs. No. 7 Miami ... played eight snaps vs. Pitt ... played one snap at Virginia Tech and in ACC Championship Game vs. No. 2 Notre Dame ... ACC Honor Roll selection.

Before Clemson: Played for Ben Kolstad at Leesville Road High in Raleigh, N.C. and at Sanderson High ... four-year starter as a lineman ... played defensive tackle as a freshman and offensive tackle his final three seasons ... all-conference selection as a sophomore, junior and senior ... two-time captain of his Leesville Road team ... helped Leesville Road to the state championship game in 2019 ... at the time of his signing, ranked as the No. 14 overall player in the nation by ESPN.com, which also called him the No. 2 offensive tackle in the nation and No. 2 player from the state of North Carolina ... ranked as the 64th-best player overall by PrepStar, which ranked him as the fourth-best offensive tackle in the nation and second-best player in North Carolina ... ranked as the fourth-best player in North Carolina by the Charlotte Observer ... ranked No. 136 by Rivals.com overall, which ranked him as the third-best offensive tackle in the nation and fifth-best player from North Carolina ... selected to Under Armour All-America Game ... Shrine Bowl selection ... committed to Clemson on March 11, 2019 ... recruited to Clemson by Robbie Caldwell.

Personal: Born Sept. 30, 2002 ... enrolled at Clemson in January 2020 ... health science major ... completed microinternships with Adobe and Cisco in spring 2022.

MAYES CAREER STATS		
Year	G-S	Snaps
2020	7-0	61
2021	5-0	103
Totals	12-0	164

VETERAN BIOS



BUBBA McATEE

S • 6-3 • 200 • *SO. • SQ
CENTRAL, S.C.
D.W. DANIEL HS

TIGERS

39

Walk-on who enters 2022 having previously appeared in four games in his first two seasons at Clemson.

2021: Played on special teams vs. South Carolina State and UConn.

2020: Made Clemson debut on special teams vs. The Citadel ... also appeared vs. Pittsburgh.

Before Clemson: Lettered at Daniel High School, where he was a first-team All Region 1-AAAA selection ... with Clemson teammate Tyler Venables, helped lead the Lions to the third round of the upper state playoffs in 2019, including a second-round double overtime upset of four-time defending state champion South Pointe.

Personal: Financial management major ... completed a microinternship at Segars Ranch in Montana in spring 2022 ... two-time ACC Honor Roll selection (2020-21) ... born Aug. 20, 2001.

McATEE CAREER STATS

Year	G-S	Snaps	Hit	Ast	Tot	TFL	Sacks	Int	QP	PBU	CF-RF
2020	2-0	0	0	0	0	0-0	0-0	0-0	0	0	0-0
2021	2-0	0	0	0	0	0-0	0-0	0-0	0	0	0-0
Totals	4-0	0	0	0	0	0-0	0-0	0-0	0	0	0-0



EVAN McCUTCHEN

DE • 6-2 • 235 • *SO. • SQ
HAMPTON, S.C.
WADE HAMPTON HS

TIGERS

58

Joined Clemson as a walk-on prior to the 2021 season.

2021: Made Clemson debut on special teams vs. SC State ... ACC Honor Roll selection.

Before Clemson: Played football and baseball at Greenville's Wade Hampton High School.

Personal: Born April 8, 2002 ... civil engineering major.

McCUTCHEN CAREER STATS

Year	G-S	Snaps	Hit	Ast	Tot	TFL	Sacks	Int	QP	PBU	CF-RF
2021	1-0	0	0	0	0	0-0	0-0	0-0	0	0	0-0



JORDAN McFADDEN

OT • 6-2 • 310 • *SR. • 3VL
SPARTANBURG, S.C.
DORMAN HS

TIGERS

71

True technician who enters his third year as a starter in 2022 having played 1,971 career snaps over 42 career games (25 starts).

2021: Second-team All-ACC selection ... also collected second-team all-conference honors from the AP, PFF and Phil Steele ... played a team-high 872 offensive snaps over 13 games (all starts), finishing the year as one of only four Clemson offensive or defensive players to start every game ... his 872 snaps were the most by a Clemson offensive tackle since 2016 (Mitch Hyatt, 994) ... played 67 snaps vs. No. 5 Georgia ... played 49 snaps vs. SC State as Clemson exceeded both 200 rushing yards and 200 passing yards ... played 70 plays vs. Georgia Tech, Clemson's second straight game allowing zero sacks ... played 53 snaps at NC State ... played 68 snaps in helping power Clemson to 231 rushing yards and 207 passing yards vs. Boston College ... played 77 snaps in a Friday night win at Syracuse ... played 65 snaps and earned offensive player of the game honors at No. 23 Pitt ... played 76 snaps and helped pave the way for Will Shipley's 128 rushing yards in a comeback win vs. Florida State ... played all 70 snaps at Louisville as Clemson recorded a fourth-quarter comeback win in back-to-back weeks for the first time since 1974 ... played 68 of Clemson's 100 plays in helping the Tigers exceed 300 passing yards vs. UConn ... earned ACC Offensive Lineman of the Week after playing 74 snaps vs. No. 13 Wake Forest as Clemson produced season highs in total yards (543) and rushing yards (333) while allowing zero sacks

McFADDEN CAREER STATS

Year	G-S	Snaps
2018	3-0	17
2019	14-0	315
2020	12-12	767
2021	13-13	872
Totals	42-25	1971



KEVIN McNEAL

RB • 5-9 • 195 • *FR. • RS
TUSCALOOSA, ALA.
TUSCALOOSA ACADEMY

TIGERS

34

Joined Clemson as a walk-on prior to the 2021 season.

2021: Made collegiate debut vs. SC State, playing one offensive snap ... contributed on special teams vs. UConn.

Before Clemson: Lettered at Tuscaloosa (Ala.) Academy.

Personal: Majoring in education ... completed a microinternship at Segars Ranch in Montana in spring 2022 ... born March 13, 2002.

McNEAL CAREER STATS

Year	G-S	Snaps	Car	Yds	Avg	TD	LG	Rec	Yds	TD
2021	2-0	1	0	0	---	0	---	0	0	0



R.J. MICKENS

S • 6-0 • 205 • JR. • 2VL
SOUTHLAKE, TEXAS
CARROLL HS

TIGERS

9

Has 39 tackles (0.5 for loss), two interceptions and two pass breakups over 373 career snaps in 23 games (two starts).

2021: Credited with 37 tackles (0.5 for loss), two interceptions and two pass breakups over 337 snaps in 13 games (two starts) ... contributed on special teams vs. No. 5 Georgia ... earned a third-team all-conference nod from Phil Steele ... recorded two tackles and his first career interception (which he returned 37 yards) vs. SC State ... registered a career-high 10 tackles at NC State ... added three tackles and his second interception of the season vs. Boston College ... had one tackle and a pass breakup at Syracuse ... contributed eight tackles at No. 23 Pitt ... credited with eight tackles (0.5 for loss) at Louisville ... made three tackles vs. UConn ... added one tackle vs. No. 13 Wake Forest ... made one tackle vs. Iowa State.

2020: Credited with two tackles in 36 snaps over 10 games ... made collegiate debut at Wake Forest ... recorded one tackle vs. The Citadel ... thrust into action defensively late in double overtime game at No. 4 Notre Dame ... contributed a tackle at Virginia Tech.

Before Clemson: Played for Riley Dodge at Carroll High School in Southlake, Texas ... as a four-year starter, recorded 211 career tackles, eight interceptions and 40 passes defended and added 61 receptions for 1,092 yards and 14 touchdowns offensively ... was also an outstanding punt returner with 29 career returns for 574 yards, a 19.8-yard average ... recorded 19 tackles, a tackle for loss and three passes broken up in limited action and added seven punt returns for 121 yards, a 17.3-yard average in 2019 ... posted 57 tackles in 2018, adding two interceptions, five total pass breakups and a tackle for loss while also contributing 14 punt returns for 294 yards, 21.0 yards per return ... as a sophomore in 2017, posted a career-high 99 tackles, three tackles for loss, two interceptions and 15 passes defended ... averaged 20 yards per punt return on eight returns as a sophomore ... had 13 passes defended, three interceptions and 36 tackles as a freshman ... selected to U.S. Army All-American Bowl ... during early signing period, ranked as No. 33 overall player in the nation, the second-best safety and fourth-best player in Texas by PrepStar ... 247Sports ranked him as the No. 98 overall player, the seventh-best safety and the 15th-best player in the state of Texas ... ESPN.com listed him as the No. 138 overall player, the 12th-best safety and the 22nd-best player in Texas ... listed as the No. 194 overall player in the nation by Rivals.com ... was a preseason second-team MaxPreps All-American for 2019 ... committed to Clemson on April 6, 2019 ... recruited to Clemson by Mickey Conn.

Personal: Born July 10, 2001 ... son of former Texas A&M All-American defensive back Ray Mickens, Sr. ... Ray Mickens, Sr. was a third-round pick in the 1996 NFL Draft by the New York Jets, for whom he played for eight seasons, and played one year in Cleveland for a total of 146 career NFL games ... enrolled at Clemson in January 2020 ... management major.

MICKENS CAREER STATS

Year	G-S	Snaps	Hit	Ast	Tot	TFL	Sacks	Int	QP	PBU	CF-RF
2020	10-0	36	1	1	2	0-0	0-0	0-0	0	0	0-0
2021	13-2	337	21	16	37	0.5-2	0-0	2-37	3	2	0-0
Totals	23-2	373	22	17	39	0.5-2	0-0	2-37	3	2	0-0



REED MORRISSEY

LB • 6-0 • 200 • *FR. • RS
GREENVILLE, S.C.
WREN HS

TIGERS

56

Joined Clemson as a walk-on prior to the 2021 season.

2021: Contributed on scout team ... ACC Honor Roll selection. **Before Clemson:** Played linebacker at Wren High School in Piedmont, S.C.

Personal: Born Aug. 21, 2002 ... agrusiness major ... completed a microinternship with Cisco in spring 2022.



VETERAN BIOS



HOGAN MORTON

PK • 5-9 • 160 • *FR. • RS
BIRMINGHAM, ALA.
OAK MOUNTAIN HS

TIGERS

47 Joined Clemson as a walk-on prior to the 2021 season.

2021: Contributed on scout team ... ACC Honor Roll selection.
Before Clemson: Played football and soccer at Birmingham's Oak Mountain High School ... rated by Chris Sailer Kicking as a four-star kicking prospect.

Personal: Born Aug. 6, 2002 ... genetics major.



ANDREW MUKUBA

S • 6-0 • 185 • SO. • 1VL
AUSTIN, TEXAS
LBJ EARLY COLLEGE HS

TIGERS

1 Texas native who made an immediate impact in 2021, earning Freshman All-American honors from nearly every outlet ... became the first Tiger true freshman defensive back to start a season opener since the NCAA instituted permanent freshman eligibility in 1972 ... started more games (10) in the defensive backfield in 2021 than any Tiger true freshman in the modern era ... has 54 tackles (two for loss), a sack, nine pass breakups and a fumble recovery in 576 snaps over 13 games (10 starts) in his career.

2021: Freshman All-American selection by the Maxwell Football Club, FWAA, 247Sports, The Athletic, PFF and On3 Sports ... earned ACC Defensive Rookie of the Year, making Clemson the first school to produce back-to-back winners of the award after Bryan Bresee secured the honor a year earlier ... third-team All-ACC selection ... also earned second-team All-ACC honors from PFF ... Shaun Alexander Freshman of the Year semifinalist ... played 576 snaps over 13 games (10 starts), collecting 54 tackles (two for loss), a sack, nine pass breakups and a fumble recovery ... credited by the Clemson coaching staff with nine pass breakups, tying the Clemson single-season true-freshman record shared by Robert O'Neal (1989) and Justin Miller (2002) ... became the first Clemson defensive back to start at least 10 games as a freshman since cornerback Mackenzie Alexander started 13 games as a redshirt freshman, and his 10 starts were the most by a true freshman defensive back in the two-platoon era ... started in his collegiate debut vs. No. 5 Georgia, contributing eight tackles and a pass breakup ... became the first true freshman defensive back to start a season opener for Clemson in records back to 1973 ... added a pass breakup vs. SC State ... credited with two tackles and two pass breakups vs. Georgia Tech ... recorded his first game with double-digit tackles at NC State, posting 11 tackles (one for loss) ... contributed two tackles vs. Boston College ... added five tackles and a pass breakup at Syracuse ... made two tackles at No. 23 Pitt ... recorded three tackles, a pass breakup and a fumble recovery vs. Florida State ... notched his first career sack among his three tackles at Louisville ... made four tackles vs. UConn ... added nine tackles and credited by coaches with a career-high three pass breakups vs. No. 13 Wake Forest ... made three tackles at South Carolina ... recorded two tackles vs. Iowa State and had a key lead block on Mario Goodrich's interception return touchdown.

Before Clemson: Ranked as No. 152 overall player in the nation by ESPN.com, which also ranked him as the fifth-best safety in the nation ... ranked No. 205 and as the 14th-best safety by 247Sports ... PrepStar Top 350 All-American who ranked as the nation's No. 160 overall prospect and the ninth-best safety according to that service ... won District Offensive Player of the Year as a senior ... had 27 receptions for 427 yards and six scores ... added 20 carries for 173 yards and two scores ... on defense, had 60 tackles, six interceptions and four caused fumbles ... in the state quarterfinals he had two interceptions on defense and also scored on a diving 19-yard catch on offense ... District 12-5A Newcomer of the Year in Texas in 2019 ... had 32 receptions for 635 yards and 12 touchdowns on offense ... added 80 tackles, five interceptions and three forced fumbles on defense ... had two touchdowns on kick returns as well ... All-State as a receiver that year ... committed to Clemson on Sept. 1, 2020 ... recruited by Mickey Conn and Brent Venables ... called by Dabo Swinney as Clemson's first "COVID commit," as he wasn't able to meet Clemson's staff in-person until he enrolled in January by virtue of 2020 pandemic recruiting restrictions ... played for Jahmal Fenner at Lyndon B. Johnson High School.

Personal: Born Aug. 6, 2002 ... genetics major.

Personal: Criminal justice major ... enrolled at Clemson in January 2021 ... born Dec. 7, 2002 in Zimbabwe and immigrated to America at nine years old.

MUKUBA CAREER STATS

Year	G-S	Snaps	Hit	Ast	Tot	TFL	Sacks	Int	QP	PBU	CF	CF-RF
2021	13-10	576	38	16	54	2-5	1-4	0-0	1	9	0	1



MYLES MURPHY

DE • 6-5 • 275 • JR. • 2VL
MARIETTA, GA.
HILLGROVE HS

TIGERS

98 Former Top 5 national recruit who made an instant impact, earning Freshman All-American honors from several outlets in 2020 and earning a fourth-team All-American selection from Phil Steele in 2021 ... enters 2022 credited with 94 tackles (26.0 for loss), 11.0 sacks, five forced fumbles and three pass breakups in 963 snaps over 25 games (16 starts) ... joined Gaines Adams, Vic Beasley and Clelin Ferrell as the only Clemson players since 2000 to post multiple seasons with multiple forced fumbles and at least four sacks.

2021: Second-team All-ACC selection ... collected first-team all-conference honors from the PFF and Phil Steele and second-team honors from the AP ... fourth-team All-American according to Phil Steele ... credited with 43 tackles, a team-high 14.0 tackles for loss, team-best 7.0 sacks, two forced fumbles and two pass breakups in 549 snaps over 13 games (10 starts) ... recorded four tackles (1.5 for loss) with a sack vs. No. 5 Georgia ... credited with two tackles (0.5 for loss) vs. Georgia Tech ... added seven tackles (one for loss) at NC State ... recorded five tackles (2.5 for loss) with 1.5 sacks vs. Boston College, his first multi-sack game since his collegiate debut a year earlier ... made one tackle at No. 23 Pitt ... earned ACC Co-Defensive Linebacker of the Week and team defensive player of the game after being credited with five tackles (three for loss), a career-high-tying 2.0 sacks and a blocked PAT vs. Florida State, Clemson's first blocked placekick since the 2020 season opener and first blocked PAT since November 2018 ... added five tackles and a pass breakup at Louisville ... contributed three tackles, 1.5 sacks, a forced fumble and a pass breakup in earning defensive player of the game honors vs. UConn ... recorded three tackles, a sack and a forced fumble vs. No. 13 Wake Forest, becoming the first Clemson player to force a fumble in consecutive games since Vic Beasley against NC State and Wake Forest in 2013 ... made five tackles (one for loss) at South Carolina ... posted three tackles (one for loss) vs. Iowa State.

2020: Freshman All-American according to The Athletic, ESPN, Rivals and the Football Writers Association of America ... named ACC Co-Newcomer of the Year by the AP ... third-team All-ACC pick by PFF ... credited with 51 tackles (including a team-high 12.0 for loss), 4.0 sacks, three forced fumbles and a pass breakup in 414 snaps over 12 games (six starts) ... was the first Clemson true freshman in the Dabo Swinney era to record three forced fumbles in a season as well as the first Clemson freshman (true or redshirt) with three forced fumbles in a season since redshirt freshman Ed McDaniel in 1988 ... along with fellow true freshmen Bryan Bresee and Trenton Simpson, their four sacks each tied William Perry (4.0 in 1981), Ricky Sapp (4.0 in 2006) and Shaq Lawson (4.0 in 2013) for third-most sacks by a Clemson true freshman all-time ... shined in collegiate debut at Wake Forest, producing a team-high seven tackles (three for loss) including two sacks ... he and fellow true freshman Bryan Bresee became the first Clemson first-year freshmen to record a sack in a season opener since Dexter Lawrence and Tre Lamar in 2016, and Murphy became the first true freshman to post 2.0 sacks in a game since Lawrence in the 2016 ACC Championship Game ... tied for the team lead with 2.0 tackles for loss among his three tackles vs. The Citadel, also forcing a fumble that led to James Skalski's 17-yard scoop and score ... posted a six-tackle performance vs. Virginia ... added five tackles including a half-sack vs. No. 7 Miami ... credited with four tackles (1.5 for loss), a sack and a forced fumble at Georgia Tech, sharing team defensive player of the game honors ... added three tackles (0.5 for loss) vs. Syracuse ... contributed three tackles vs. Boston College ... made five tackles (one for loss) at No. 4 Notre Dame ... added a tackle vs. Pitt ... recorded seven tackles (one for loss) and a forced fumble at Virginia Tech ... notched a half-sack in ACC Championship Game vs. No. 2 Notre Dame ... contributed six tackles (1.5 for loss) and a pass breakup in Sugar Bowl vs. No. 3 Ohio State.

Before Clemson: Played for Phillip Ironside at Hillgrove High School in Marietta, Ga. ... as a senior in 2019, posted 53 tackles, including 19 tackles for loss, 10.5 of which were sacks ...


Personal: Born Jan. 3, 2002 ... majoring in construction science and management ... plans to follow a similar path as his brother, an engineering major, and has expressed aspirations of becoming an architect ... enrolled at Clemson in January 2020 ... his father, Willard Murphy, played at Chattanooga and his older brother, Maxwell, played at NIAA Worcester Polytechnic in Massachusetts.

had a fumble recovery and a blocked kick ... in 2018, had 55 total tackles, 16 tackles for loss and seven sacks ... helped team to the quarterfinals of the state 7A playoffs and the team finished 12-1, the most wins in school history ... at the time of his signing, was listed as the No. 3 overall player in the nation by ESPN.com, which also listed him as the No. 2 defensive end in the nation and No. 1 player in state of Georgia ... listed as the No. 5 overall player in the nation, the top defensive end and the top player in Georgia by PrepStar ... ranked as the No. 5 overall player in the nation by 247Sports, the top defensive end and No. 1 player in Georgia ... Rivals.com ranked him as the ninth overall player in the nation, No. 2 defensive end and top player in Georgia ... named to the Atlanta Journal Constitution preseason Super 11 team for 2019 ... U.S. Army All-American Bowl selection ... committed to Clemson on May 17, 2019 at his school's spring game ... recruited to Clemson by Brandon Streeter and Lemanski Hall.

Personal: Born Jan. 3, 2002 ... majoring in construction science and management ... plans to follow a similar path as his brother, an engineering major, and has expressed aspirations of becoming an architect ... enrolled at Clemson in January 2020 ... his father, Willard Murphy, played at Chattanooga and his older brother, Maxwell, played at NIAA Worcester Polytechnic in Massachusetts.

MURPHY CAREER STATS

Year	G-S	Snaps	Hit	Ast	Tot	TFL	Sacks	Int	QP	PBU	CF	CF-RF
2020	12-6	414	29	22	51	12-59	4-25	0-0	8	1	3	0
2021	13-10	547	23	20	43	14-55	7-38	0-0	12	2	2	0
Totals	25-16	961	52	42	94	26-114	11-63	0-0	20	3	5	0



PETER NEARN

S • 6-2 • 195 • *FR. • RS
MEMPHIS, TENN.
EVANGELICAL CHRISTIAN SCHOOL

TIGERS

38 Joined Clemson as a walk-on prior to the 2021 season.

2021: Made collegiate debut on special teams vs. UConn ... ACC Honor Roll selection.

Before Clemson: Lettered at Evangelical Christian School in Cordova, Tenn.

Personal: Born May 5, 2002 ... financial management major ... completed a microinternship at Segars Ranch in Montana in spring 2022.

NEARN CAREER STATS

Year	G-S	Snaps	Hit	Ast	Tot	TFL	Sacks	Int	QP	PBU	CF	CF-RF
2021	1-0	0	0	0	0	0-0	0-0	0-0	0	0	0	0



JOSEPH NGATA

WR • 6-3 • 220 • SR. • 3VL
FOLSOM, CALIF.
FOLSOM HS

TIGERS

10 Enters 2022 credited with 47 receptions for 761 yards and four receiving touchdowns in 851 snaps over 31 games (11 starts) ... also averaged 23.2 yards on 14 kickoff returns in 2019.

2021: Caught 23 passes for 438 yards and a touchdown over 425 snaps in nine games (eight starts) ... led Clemson in receiving against Georgia and Boston College, reaching the 100-yard mark in both games ... had a career day vs. No. 5 Georgia, setting career marks in receptions (six) and receiving yards (110) to collect team offensive player of the week honors ... added three catches for 51 yards vs. SC State ... caught two passes for 25 yards vs. Georgia Tech ... gained 36 yards on two receptions at NC State ... set another career high in yardage vs. Boston College, gaining a team-high 111 yards on four receptions, while also adding two tackles on special teams ... recorded an acrobatic 19-yard touchdown reception and a special teams tackle at Syracuse ... caught three passes for 52 yards vs. Florida State ... gained 34 yards on two receptions at Louisville.

2020: Caught seven passes for 83 yards in 122 snaps over seven games (three starts) while battling injury much of the year ... caught three passes for 48 yards at Wake Forest ... limited by an abdominal injury vs. The Citadel and Virginia ... held out as a precaution vs. No. 7 Miami ... had 15 yards on two catches vs. Syracuse ... caught a 14-yard pass at No. 4 Notre Dame.

2019: Recorded 17 catches for 240 yards and three receiving touchdowns in 304 snaps over 15 games ... also averaged

VETERAN BIOS

23.2 yards on 14 kickoff returns ... caught a 12-yard pass in his collegiate debut vs. Georgia Tech ... added a 25-yard reception vs. No. 12 Texas A&M ... posted a 25-yard kickoff return at Syracuse ... caught his first career touchdown pass vs. Charlotte, catching a 37-yard score from Chase Brice while leading Clemson in receptions (three) and receiving yards (62) ... averaged 37.5 yards on two kickoff returns at North Carolina, sharing team special teams player of the game honors ... caught two passes for 35 yards vs. Florida State ... contributed a six-yard touchdown reception and averaged 30.5 yards on two kickoff returns at Louisville, sharing team special teams player of the game honors ... gained 21 yards on three catches vs. Boston College ... caught an eight-yard pass vs. Wofford ... added two receptions for 17 yards at NC State ... recorded 42 yards and a touchdown on two receptions vs. Wake Forest ... caught an 11-yard pass in Fiesta Bowl vs. No. 2 Ohio State.

Before Clemson: Ranked as a five-star recruit by Rivals.com, which listed him as the 21st-best overall player in the nation, fourth-best player from the state of California and fifth-best wide receiver ... 247Sports ranked Ngata as 39th-best overall player, the ninth-best from California and eighth-best wide receiver ... listed as 28th-best overall player in the nation by Tom Lemming ... ESPN.com rated him as its No. 159 overall player ... led his team to the state championship each of his final two years ... led Folsom High in the 2018 state championship victory on Dec. 14 with nine receptions for 103 yards and a score ... his touchdown catch with under two minutes left sent the game into overtime ... team finished 14-1 in 2018 ... for his high school career, had 188 receptions for 3,682 yards and 55 touchdowns ... team had a 39-3 record in his three years on the varsity ... had a touchdown catch in 36 of 42 career games ... also had 17-yard average on rushing plays (17-236) ... in 2018, had 66 catches for 1,272 yards and 22 scores, a 19.3-yard average ... had six 100-yard receiving games ... caught a touchdown in each of his last 10 games and 13 of the 15 games in 2018 ... in 2017, had career-high 81 receptions for 1,777 yards and 26 scores ... averaged 22 yards per catch ... led team to a 16-0 record with seven 100-yard receiving games, including two games with at least 200 yards ... had 12 catches for 202 yards against Oakdale High in 2017 ... had 213 yards and career-high four touchdowns against St. Mary's in 2017 ... caught at least one touchdown in 14 of 16 games ... had 41 catches for 633 receiving yards and seven touchdowns as a sophomore ... had nine catches for 139 receiving yards in his first career high school game in 2016 ... had a touchdown catch in seven of 11 games in 2016 ... played his high school football at Folsom High School for Kris Richardson ... primary Clemson recruiter was Jeff Scott ... was the first Clemson signee from California to matriculate to Clemson since Bobby Forbes in 1991 ... attended same high school as former Washington quarterback Jake Browning ... wore No. 10 in high school ... played in All-American Bowl ... committed to Clemson on July 28, 2018 ... enrolled at Clemson in January 2019.

Personal: Born Jan. 9, 2001 ... majoring in psychology ... completed a microinternship with Adobe in spring 2022 ... last name pronounced: enn-GOT-uh.

NGATA CAREER STATS												
Year	G-S	Snaps	Rec	Yds	Avg	TD	LG	Car	Yds	TD	KOR	
2019	15-0	304	17	240	14.1	3	37	0	0	0	14-325	
2020	7-3	122	7	83	11.9	0	19	0	0	0	0-0	
2021	9-8	425	23	438	19.0	1	54	0	0	0	0-0	
Totals	31-11	851	47	761	16.2	4	54	0	0	0	14-325	



RUKE ORHORHORO

DT • 6-4 • 295 • ^*JR. • 2VL
LAGOS, NIGERIA
RIVER ROUGE (MICH.) HS

TIGERS

Enters 2022 credited with 47 tackles (9.5 for loss), 3.0 sacks, three pass breakups and a fumble recovery in 619 career snaps over 27 games (nine starts) ... played two snaps on offense in 2021 in Clemson's jumbo package.

2021: Stepped up in the absence of Bryan Bresee after the fourth game of the season and became a breakout contributor for the Tigers ... credited with 42 tackles (8.0 for loss), 2.5 sacks, three pass breakups and a fumble recovery over 502 snaps in 13 games (nine starts) ... named fourth-team all-conference by Phil Steele ... made three tackles (0.5 for loss) vs. No. 5 Georgia in his first career start ... credited with a team-high six tackles (two for loss) vs. SC State, sharing team defensive player of the game honors ... added four tackles (0.5 for loss) vs. Georgia Tech ... recorded four tackles and his first career fumble recovery at NC State ... contributed two tackles (0.5 for loss) with a half-sack vs. Boston College ... recorded four tackles with a half-sack at

Syracuse, sharing both team defensive player of the game and team special teams player of the game accolades ... made one tackle at No. 23 Pitt ... added three tackles (1.5 for loss) with a half-sack vs. Florida State ... credited with two tackles and a pass breakup at Louisville ... recorded a five-yard sack among his two tackles vs. UConn ... made three tackles (one for loss) vs. No. 13 Wake Forest ... added six tackles at South Carolina ... registered two tackles and a pass breakup vs. Iowa State.

2020: Limited to 33 defensive snaps over four games, qualifying for a medical redshirt after missing most of the season with an injury sustained in season opener at Wake Forest ... saw limited action at Virginia Tech, vs. No. 2 Notre Dame and vs. No. 3 Ohio State to close the season ... ACC Honor Roll selection.

2019: Credited with five tackles (1.5 for loss including a half-sack) in 84 snaps over nine games ... made collegiate debut vs. Georgia Tech ... played in wins at Syracuse and vs. Charlotte ... made one tackle vs. Boston College ... added two tackles (one for loss) vs. Wofford ... split a sack vs. Wake Forest ... made one tackle at South Carolina.

Before Clemson: Played high school football in Michigan, becoming the first Clemson football signee from the state of Michigan since 1975 (Joe Carolan) ... athletic defensive end who played just two years of high school football ... ranked as 15th-best overall player in Michigan by 247Sports, 18th-best by Rivals.com and 17th-best in Michigan by ESPN.com ... born in Nigeria and came to the United States when he was nine ... played basketball as a youth and in high school ... averaged a double-double as a sophomore ... the week after his sophomore season of basketball ended in the state semifinals, he met with the school's football coaches and decided to join the team for spring practice ... did not play his first football game until the fall of 2017 ... had solid 2017 and received some offers from Michigan and Michigan State ... as a senior in 2018, had 13 sacks and 22 tackles for loss to go with 60 tackles ... scored a touchdown on a fumble return ... helped team to an 8-2 season ... played his high school football at River Rouge High School for Corey Parker ... Clemson recruiters were Brent Venables and Lemanski Hall ... has three cousins who played or are still playing college football, Michael Ojemudia (Iowa), Mario Ojemudia (Michigan) and Ovie Oghoufo (Notre Dame) ... committed to Clemson on June 15, 2018 ... enrolled at Clemson in January 2019.

Personal: Born Oct. 13, 2001 ... first name rhymes with juke; last name pronounced Oh-roh-roh-roh ... earned degree in sociology in May 2022 ... completed microinternships with Synnex in 2019 and Adobe in 2022.

ORHORHORO CAREER STATS												
Year	G-S	Snaps	Hit	Ast	Tot	TFL	Sacks	Int	QP	PBU	CF-RF	
2019	10-0	84	3	2	5	1.5-5	0.5-4	0-0	1	0	0-0	
2020	4-0	33	0	0	0	0-0	0-0	0-0	1	0	0-0	
2021	13-9	502	23	19	42	8-33	2.5-18	0-0	4	3	0-1	
Totals	27-9	619	26	21	47	9.5-38	3-22	0-0	6	3	0-1	



KOBE PACE

RB • 5-10 • 210 • JR. • 2VL
CEDARTOWN, GA.
CEDARTOWN HS

TIGERS

Powerful running back who emerged in 2021 and enters 2022 having previously recorded 716 yards and six touchdowns on 122 carries and having caught 17 passes for 157 yards and a touchdown over 323 career snaps in 20 games (six starts) ... also recorded 91 yards on four kickoff returns prior to 2022.

2021: Enjoyed a breakout season with 641 yards and six touchdowns on 104 carries and 131 yards on 12 receptions over only 273 snaps in 11 games (six starts) ... also averaged 22.8 yards on four kickoff returns ... carried four times for seven yards and caught a six-yard pass vs. No. 5 Georgia ... recorded 68 yards and his first career rushing touchdown on seven carries vs. SC State ... registered a 17-yard reception on third-and-16 and rushed seven times for 13 yards vs. Georgia Tech ... rushed twice for five yards at NC State ... rushed 18 times for a career-high 125 yards with a touchdown vs. Boston College, earning ACC Running Back of the Week and sharing offensive player of the game honors ... also added 41 receiving yards on two receptions and 44 return yards on two kickoff returns vs. BC, earning a Horning Award Honor Roll selection after his 210 all-purpose yards represented Clemson's first 200-yard all-purpose performance since Travis Etienne against Boston College a year earlier ... recorded 76 yards and a rushing touchdown on 14 carries at Syracuse ... rushed seven times for 33 yards and had a 12-yard reception at No. 23 Pitt ... carried twice for 14 yards and caught a five-yard pass at Louisville prior to exiting with an injury

... earned ACC Running Back of the Week and shared team offensive player of the game honors after rushing for a career-high 191 yards on 24 carries with two touchdowns vs. No. 13 Wake Forest, the most rushing yards by a Clemson player since Travis Etienne's 212 rushing yards against Wofford in 2019 ... rushed seven times for 58 yards including a 34-yard touchdown run at South Carolina ... gained 51 yards on 12 carries vs. Iowa State.

2020: Rushed 18 times for 75 yards and caught five passes for 26 yards with a receiving touchdown in 50 snaps over nine games ... did not get stopped for negative yardage on any of his 18 carries ... carried six times for 22 yards in collegiate debut at Wake Forest ... caught two passes and added a two-yard rush vs. The Citadel ... rushed twice for nine yards vs. No. 7 Miami ... gained 21 yards on four carries and another 21 yards on two catches including a receiving touchdown at Georgia Tech ... rushed three times for 15 yards vs. Syracuse ... gained six yards on two carries and caught a five-yard pass vs. Pitt ... ACC Honor Roll selection.

Before Clemson: Played running back and linebacker for Doyle Kelley at Cedartown High School in Cedartown, Ga. ... recorded 1,471 yards rushing in 211 carries for a 7.0-yard average and added 25 receptions for 358 yards for 1,829 total yards from scrimmage as a senior, finishing the year with 12 rushing touchdowns, two receiving touchdowns and two on kickoff returns ... also completed 3-of-4 passes for 100 yards and two scores ... also added 33 tackles, including 6.5 tackles for loss with 4.5 sacks on defense ... named Region 5A Player of the Year ... as a junior, had 721 yards rushing on 93 attempts for a 7.3-yard average ... was also an outstanding linebacker who was voted Two-Way Player of the Year (Ironman Award) in Region 5A ... all-state selection by Georgia Coaches Association ... named to all-area team as well ... all-around athlete who played football, basketball and baseball over his career at Cedartown ... committed to Clemson on May 18, 2019 ... recruited to Clemson by Mike Reed and Tony Elliott.

Personal: Born May 18, 2001 ... enrolled at Clemson in June 2020 ... communication major ... legally changed his last name from Pryor to Pace in 2020.

PACE CAREER STATS												
Year	G-S	Snaps	Car	Yds	Avg	TD	LG	Rec	Yds	TD		
2020	9-0	50	18	75	4.2	0	16	5	26	1		
2021	11-6	273	104	641	6.2	6	59	12	131	0		
Totals	20-6	323	122	716	5.9	6	69	17	157	1		



PAYTON PAGE

DT • 6-4 • 335 • SO. • 1VL
GREENSBORO, N.C.
DUDLEY HS

TIGERS

Stout, young defensive tackle who recorded eight tackles in 76 defensive snaps over 12 games as a true freshman in 2021.

2021: Had eight tackles in 76 defensive snaps over 12 games ... made Clemson debut vs. No. 5 Georgia ... had a tackle vs. SC State ... had three tackles at No. 23 Pitt ... made one tackle vs. UConn ... made three tackles in only six snaps vs. Iowa State.


Before Clemson: National top 40 player according to ESPN.com ... ranked No. 30 in the nation by ESPN.com, the third-highest-ranked Clemson player in the class ... Rivals.com ranked him the No. 50 player in the nation ... ESPN.com listed him as the fourth-best defensive tackle in the nation and third-best player in North Carolina ... Rivals.com listed him as the fourth-best defensive tackle and second-best player in North Carolina ... PrepStar five-star recruit and Top 150 Dream Team selection who ranked as the nation's No. 35 recruit, including the No. 4 defensive tackle prospect and No. 2 player in North Carolina ... invited to play in the Under Armour All-America Game ... did not have a 2020 high school season due to the COVID-19 pandemic ... three-year starter ... had 191 career tackles, including 55 tackles for loss ... had at least one tackle for loss in every game his sophomore and junior seasons, a streak of 27 straight games ... had 71 tackles, including 26 tackles for loss, in 2019 ... had 80 tackles as a sophomore in 2018, including 26 tackles for loss and 10 sacks in the 14 games ... model of consistency who had a sack in 10 different games that year ... as a freshman in 2017, posted 40 tackles, including three tackles for loss, in 11 games ... committed to Clemson on July 28, 2020 ... recruited by Robbie Caldwell and Todd Bates ... coached by Steven Davis ... selected Clemson over Tennessee and North Carolina.

Personal: Enrolled at Clemson in January 2021 ... born Sept. 27, 2002.

PAGE CAREER STATS												
Year	G-S	Snaps	Hit	Ast	Tot	TFL	Sacks	Int	QP	PBU	CF-RF	
2021	12-0	76	4	4	8	0-0	0-0	0-0	0	0	0-0	



VETERAN BIOS



WALKER PARKS

OL • 6-5 • 300 • JR. • 2VL
LEXINGTON, KY.
FREDERICK DOUGLASS HS

TIGERS

64

ESPN Freshman All-American as a reserve in 2020 who earned the starting right tackle role entering his sophomore year in 2021 ... enters 2022 having played 1,068 career snaps over 24 games (13 starts).

2021: Was one of only four offensive or defensive players to start all 13 games for Clemson, as he played 869 snaps while starting all 13 contests at right tackle ... All-ACC Academic Team selection ... played 67 snaps vs. No. 5 Georgia in first career start ... played 51 snaps vs. SC State as Clemson exceeded both 200 rushing yards and 200 passing yards ... played 70 plays vs. Georgia Tech, Clemson's second straight game allowing zero sacks ... played 53 snaps at NC State ... played 66 snaps in helping power Clemson to 231 rushing yards and 207 passing yards vs. Boston College ... played 67 snaps in a Friday night win at Syracuse ... played 65 snaps at No. 23 Pitt ... played 76 snaps and helped pave the way for Will Shipley's 128 rushing yards in a comeback win vs. Florida State ... played all 70 snaps at Louisville as Clemson recorded a fourth-quarter comeback win in back-to-back weeks for the first time since 1974 ... played 77 of Clemson's 100 plays and earned offensive player of the game honors after helping the Tigers exceed 300 passing yards vs. UConn ... played 69 snaps vs. No. 13 Wake Forest as Clemson's offensive line shared team offensive players of the game honors with Kobe Pace after the Tigers produced season highs in total yards (543) and rushing yards (333) while allowing zero sacks ... played 64 snaps at South Carolina in helping Clemson both exceed 250 rushing yards and allow zero sacks in a second straight game.

2020: Carved out a key reserve role as a true freshman, garnering Freshman All-America honors from ESPN.com after playing 199 snaps over 11 games and helping Clemson lead the ACC as the only team to allow fewer than two sacks per game ... played 26 snaps in collegiate debut at Wake Forest ... played 24 snaps in Clemson's shutout win vs. The Citadel ... played three snaps vs. Virginia ... played eight snaps vs. No. 7 Miami ... played 48 snaps at Georgia Tech ... played nine snaps vs. Syracuse ... played 14 snaps vs. No. 4 Notre Dame ... played 35 snaps vs. Pitt, helping protect Trevor Lawrence during his 403-yard passing performance ... played eight snaps at Virginia Tech ... played 14 snaps and produced a memorable de-cleating block in ACC Championship Game vs. No. 2 Notre Dame ... played 10 snaps in Sugar Bowl vs. No. 3 Ohio State.

Before Clemson: Played for Brian Landis at Frederick Douglass High in Lexington, Ky., where the two-year captain did not allow a sack in 15 games as a senior ... first-team all-state and earned 5A district player of the year ... added 32 tackles, including 11.5 tackles for loss with 6.5 sacks ... unanimous top-100 player nationally ... during the early signing period, Rivals.com ranked Parks as the No. 59 best player in the nation, eighth-best at his position and the No. 2 player in Kentucky ... was listed as the 63rd-best overall player, eighth-best offensive tackle and best player in Kentucky by PrepStar ... ranked as the No. 71 overall player by 247Sports, seventh-best at his position and second-best in the state of Kentucky ... ranked as No. 89 overall player in the nation by ESPN.com, the 13th-best offensive tackle and second-best player in Kentucky ... committed to Clemson on Oct. 2, 2018 ... recruited to Clemson by Robbie Caldwell.

Personal: Born Oct. 19, 2001 ... criminal justice major who enrolled at Clemson in the summer of 2020 ... completed a microinternship at Segars Ranch in Montana in spring 2022 ... was Clemson's first signee from Kentucky since Justin Miller in 2002 ... two-time ACC Honor Roll selection (2020-21).

PARKS CAREER STATS

Year	G-S	Snaps
2020	11-0	199
2021	13-13	869
Totals	24-13	1068



ZAIRE PATTERSON

DE • 6-5 • 250 • *FR. • RS
WINSTON-SALEM, N.C.
WINSTON-SALEM PREPARATORY ACADEMY

TIGERS

91

Enters 2022 after playing one snap while redshirting in 2021.

2021: Made collegiate debut vs. UConn.

Before Clemson: National top 100 player according to 247Sports, which listed him as the nation's No. 97 overall player, the sixth-best defensive end and the sixth-best player from North Carolina ... also top 300 player nationally according to ESPN.com ... rated as a four-star recruit by ESPN.com and 247Sports ... PrepStar Top 350 All-American who ranked as the nation's No. 12 weakside defensive end and No. 7 player in North Carolina ... invited to play in the Under Armour All-America Game ... did not have a fall 2020 high school season due to the COVID-19 pandemic ... had 181 career tackles, 43 tackles for loss, including 25 sacks, three interceptions and 10 caused fumbles in 21 games over two seasons ... in 2019, had 129 tackles, including 27 tackles for loss and nine sacks ... also had three interceptions for 78 return yards ... recorded a remarkable nine caused fumbles ... had his best game against Bishop McGuinness when he recorded a career-high 20 tackles, six tackles for loss, four sacks and three caused fumbles ... also had 14 tackles, including five tackles for loss, against West Columbia that year ... had 69 tackles in his last five games of the 2019 season ... had 52 tackles, including 16 sacks, and three blocked punts in nine games as a sophomore in 2018 ... also played three years of high school basketball ... averaged 5.4 points and 7.2 rebounds in 2019-20 ... committed to Clemson on May 26, 2020 ... recruited by Lemanski Hall and Mike Reed ... played for De'Ron Middleton at Winston-Salem Prep.

Personal: Born Oct. 22, 2002 ... majoring in sports communication.

PATTERSON CAREER STATS

Year	G-S	Snaps	Hit	Ast	Tot	TFL	Sacks	Int	QP	PBU	CF-RF
2021	1-0	1	0	0	0	0-0	0-0	0-0	0	0	0-0



DIETRICK PENNINGTON

OL • 6-5 • 335 • *FR. • RS
MEMPHIS, TENN.
EVANGELICAL CHRISTIAN SCHOOL

TIGERS

59

Promising young offensive lineman who played four snaps in one game as a true freshman in 2021 before suffering a season-ending knee injury.

2021: Played four snaps vs. SC State in collegiate debut before suffering a season-ending knee injury.

Before Clemson: Ranked among the top 215 players in the nation by 247Sports and ESPN.com ... ranked No. 135 in the nation by 247Sports, the eighth-best offensive lineman and fourth-best player in Tennessee ... ESPN.com ranked him as a top 300 player, the ninth-best at his position and sixth-best player in Tennessee ... four-star signee according to ESPN.com and 247Sports ... PrepStar Top 150 Dream Team selection who ranked as the nation's No. 9 tackle and the No. 4 player in Tennessee ... named Mr. Football for D2-AA in Tennessee in 2020 after being the runner-up for the honor in 2019 ... preseason and postseason all-state honoree in 2019 ... two-way starter on 2019 D2-AA state title team ... MVP of the D2-AA West Region in 2019 and 2020 ... postseason all-state D2-AA selection in 2018 ... helped team to 9-4 record his senior year ... graded at 93 percent or better for every game his junior and senior seasons ... also recruited by LSU, Auburn, Florida State and Georgia ... also played basketball and threw shot put and discus ... along with classmate Jake Briningstool, was one of Clemson two signees from Tennessee in a single class for the second time under Dabo Swinney, joining the 2017 signing class that produced two of Clemson's top 16 players in career receiving yardage (Tee Higgins and Amari Rodgers, both of whom hailed from the Knoxville area) ... committed to Clemson on July 29, 2020 ... recruited by Lemanski Hall and Robbie Caldwell ... played for Trey Adams at Evangelical Christian School.

Personal: Born Nov. 16, 2002 ... communication major.

PENNINGTON CAREER STATS

Year	G-S	Snaps
2021	1-0	4



JALYN PHILLIPS

S • 6-1 • 205 • SR. • 3VL
LAWRENCEVILLE, GA.
ARCHER HS

TIGERS

25

Versatile defensive back who enters 2022 credited with 70 career tackles (1.5 for loss), five pass breakups, an interception and a forced fumble in 553 defensive snaps over 37 games (seven starts).

2021: Key member of Clemson's safety rotation who recorded 47 tackles (1.0 for loss), three pass breakups and a forced fumble over 357 defensive snaps in 12 games (six starts) ... made six tackles vs. No. 5 Georgia ... made two tackles vs. SC State ... added one tackle vs. Georgia Tech ... contributed two tackles at NC State ... recorded four tackles at Syracuse, including a touchdown-saving tackle downfield that was followed by a Clemson interception on the very next play ... notched a career-high 14 tackles at No. 23 Pitt ... contributed six tackles and a pass breakup vs. Florida State ... added two tackles at Louisville ... made one tackle vs. No. 13 Wake Forest and at South Carolina ... contributed eight tackles (one for loss), a forced fumble and a pass breakup vs. Iowa State.

2020: Credited with 16 tackles (0.5 for loss), two pass breakups and an interception in 149 snaps over 11 games (one start) ... contributed on defense and special teams at Wake Forest and vs. The Citadel ... played on special teams vs. Virginia ... made first career start vs. No. 7 Miami, recording five tackles (0.5 for loss) and a pass breakup ... broke up a pass at Georgia Tech ... registered two tackles and his first career interception vs. Syracuse, recording a pick in the end zone one play after he hustled to make a touchdown-saving tackle on a 61-yard rush ... made six tackles at Virginia Tech ... contributed three tackles in ACC Championship Game vs. No. 2 Notre Dame.

2019: Credited with seven tackles in 47 defensive snaps over 14 games ... made collegiate debut vs. Georgia Tech ... added two tackles vs. Florida State ... made one tackle vs. Boston College and vs. Wofford ... contributed two tackles at NC State ... made one tackle vs. Wake Forest.

Before Clemson: Four-star safety according to ESPN.com ... ranked as 28th-best safety in the nation by that service ... Rivals.com also ranked him No. 28 among safeties ... three-year starter who finished his career with 198 tackles, 127 solos and 71 assists ... had six tackles for loss, two interceptions, 12 passes defended, one caused fumble, three recovered fumbles and a blocked punt ... had 16 receptions for 178 yards and a touchdown ... in 2017, was an all-regional defense back ... in 2018, all-region and all-county ... one of the team captains in 2018 ... played at Archer High School for Andy Dyer ... primary Clemson recruiter was Mickey Conn ... committed to Clemson on Aug. 20, 2018.

Personal: Born Aug. 20, 2001 ... completed a microinternship with Cisco in spring 2022 ... two-time ACC Honor Roll selectin (2019 and 2021) ... first name is pronounced JAY-lynn ... majoring in communication.

PHILLIPS CAREER STATS

Year	G-S	Snaps	Hit	Ast	Tot	TFL	Sacks	Int	QP	PBU	CF-RF
2019	14-0	47	6	1	7	0-0	0-0	0-0	0	0	0-0
2020	11-1	149	7	9	16	0.5-1	0-0	1-5	0	2	0-0
2021	12-6	357	23	24	47	1-3	0-0	0-0	1	3	1-0
Totals	37-7	553	36	34	70	1.5-4	0-0	1-5	1	5	1-0



BANKS POPE

TE • 6-4 • 250 • *FR. • RS
COLUMBIA, S.C.
A.C. FLORA HS

TIGERS

44


Joined Clemson as a walk-on prior to the 2021 season.

2021: Missed the 2021 season while rehabbing from injury ... ACC Honor Roll selection.

Before Clemson: Finished prep career at A.C. Flora in Columbia, S.C. as a tight end after playing defensive end and right tackle in his first two high school seasons.

Personal: Born Jan. 27 ... construction science and management major ... initially committed to Appalachian State before electing to walk-on at Clemson.

VETERAN BIOS



B.T. POTTER

PK • 5-10 • 190 • +SR. • 4VL
ROCK HILL, S.C.
SOUTH POINTE HS

TIGERS

29 Cannon-legged weapon on both scoring opportunities and kickoffs who enters 2022 with a 53-of-71 career mark on field goals and a 185-of-186 mark on PATs in 55 career games (40 starts) ... also enters 2022 averaging 64.26 yards on 368 career kickoffs with 280 touchbacks ... became Clemson's school record holder in career field goals of both 40-plus and 50-plus yards in 2021 ... enters 2022 ranked fourth in Clemson history in career points by a kicker (344), third in career PATs (185), fourth in career points (344) and seventh in made field goals (53) ... became the first player in Clemson history to score 100 points in three different seasons ... opened his career converting his first 122 consecutive PATs, a school record ... set the CFP National Championship Game record for longest field goal, converting on a 52-yarder against LSU ... expected to return in 2022 having scored in 42 consecutive contests, as he has scored in every game since earning the starting placekicking job prior to the 2019 season ... two-time All-ACC Academic Team selection.

2021: Second-team All-ACC selection ... also picked up second-team honors from the AP, PFF and Phil Steele ... All-ACC Academic Team selection ... went 21-of-26 (80.8 pct.) on field goals, finishing the season having posted only the 11th 20-field-goal season in school history and Clemson's first since 2015 (Greg Huegel, 27) ... was also a perfect 38-for-38 on PATs ... ended the year having kicked multiple field goals in five consecutive games for the first time in his career ... set single-season record with 12 field goals of 40 yards or more ... his 21 field goals covered 810 total yards, tying Greg Huegel (810 in 2015) for the school record ... scored 101 points to become the first player in Clemson history to score 100 points in three consecutive seasons (118 points in 2019 and 115 points in 2020) ... averaged 64.3 yards on 69 kickoffs with 49 touchbacks ... converted his lone field goal attempt of 22 yards vs. No. 5 Georgia ... went 7-for-7 on PATs vs. SC State, in the process becoming the 12th player in school history to reach 250 career points and the fourth player in school history to convert 150 career PATs ... went 2-for-2 on PATs vs. Georgia Tech ... converted 3-of-3 PATs at NC State to earn team special teams player of the game ... recorded a season-high and career-high-tying four field goals on four attempts vs. Boston College, earning Lou Groza Award Star of the Week and sharing team special teams player of the game honors ... during that contest against Boston College, passed Bob Pauling (34 from 1979-83) to enter the Top 10 in school history in career field goals made ... passed Mark Buchholz (37 from 2007-08) for sole possession of ninth place in school history in career field goals made with a 40-yard fourth quarter field goal at Syracuse ... hit a 42-yard field goal and went 2-for-2 on PATs at No. 23 Pitt ... responded from a 1-for-4 field goal effort vs. Florida State by going 3-for-3 on field goals and 3-for-3 on PATs for 12 points in a six-point win at Louisville, sharing team special teams player of the game honors and passing Obed Ariri (288 from 1977-80) and James Davis (294 from 2005-08) to move into eighth in career points in Clemson history (299) during the contest ... shared special teams player of the game honors after going 3-for-3 on field goals (including two season-long 49-yarders) and 4-for-4 on PATs vs. UConn, giving him three field goals in consecutive games for the first time in his career ... during that UConn game, he became the eighth player in school history with 300 career points, passing Travis Zachery (300 from 1998-01), Nelson Welch (301 from 1991-94) and C.J. Spiller (308 from 2006-09) in career points ... scored 12 points and earned team special teams player of the game vs. No. 13 Wake Forest after going 6-for-6 on PATs and 2-for-2 on field goals, including a 50-yarder that gave him his sixth career field goal of 50 or more yards to take sole possession of the Clemson record for career 50-yard field goals shared previously with Chris Gardocki (1988-90) and Donald Igwebuike (1981-84) ... earned team special teams player of the game after he went 3-of-3 on field goals at South Carolina, reaching a number of notable milestones, including: passing Aaron Hunt (329 from 2000-03) for fourth on Clemson's all-time leaderboard for career points; becoming the eighth kicker in Clemson history to record 50 career field goals; giving him multiple field goals in four consecutive games for the first time in his career; breaking Chris Gardocki's (10 in 1989) single-season Clemson record and Chandler Catanzaro's career record (24 from 2010-13) for field goals of 40-plus yards; made him successful on his last 11 field goal attempts, the longest streak of his career ... converted attempts to 23 and 51 yards in a 2-for-3 performance against Iowa State, with the 51-yarder representing a season long and sitting one yard shy of his Clem-

son bowl record of 52 against LSU in 2019 ... the 51-yarder also extended his school career records for field goals of both 40- and 50-plus yards ... missed a 36-yard attempt against Iowa State that ended a streak of 13 consecutive successful field goal attempts, one shy of Obed Ariri (14 straight in 1980) for the third-longest streak of consecutive field goals made in school history.

2020: Lou Groza Award semifinalist ... All-ACC Academic Team selection ... finished season 18-of-23 on field goals (with three blocked) and 61-of-62 on PATs in 12 games ... was the only player in the nation with 15+ field goals and 70+ touchbacks ... his 115 points in 2020 were fourth-most in school history and three shy of his single-season career high from 2019 ... the 115 points were also sixth-most in the country and the second-most by a kicker ... earned team special teams player of the game honors for a standout performance at Wake Forest in the season opener, finishing three-for-three on field goals and four-for-four on PATs ... his third PAT against Wake Forest was his 89th in 89 career attempts, breaking Clemson's all-time record for consecutive extra points made (88 by Mark Buchholz from 2007-08) ... also tied his career long with a 52-yard field goal in that game ... finished 6-for-6 on PATs vs. The Citadel ... went 2-for-2 on field goals and 5-for-5 on PATs vs. Virginia, earning team special teams player of the game honors after becoming the fifth player in Clemson history to reach 100 career PATs ... had three field goal attempts blocked but was six-for-six on PATs vs. No. 7 Miami ... went 8-for-8 on PATs and converted a 30-yard field goal at Georgia Tech ... went 5-for-5 on PATs and 2-for-3 on field goals vs. Syracuse ... went 2-for-2 on field goals vs. Boston College, including a 50-yarder that was his school-record-tying fifth career field goal of 50 yards or more ... also went 2-for-3 on PATs vs. Boston College, missing his third PAT attempt of the game (the first PAT miss of his career) to end his school-record streak of 122 consecutive PATs successfully converted ... shared team special teams player of the game honors after he recorded a career-high four field goals on four attempts at No. 4 Notre Dame, connecting on field goals of 25, 45, 46 and 30 yards to become the first Clemson kicker to record four field goals in a game since Chandler Catanzaro at Maryland in 2013 ... scored 10 points vs. Pitt, including a 7-for-7 performance on PATs and a 1-for-2 mark on field goals ... went 1-for-1 on field goals and 6-for-6 on PATs at Virginia Tech, earning team special teams player of the game ... was a perfect 2-for-2 on field goals and 4-for-4 on PATs in ACC Championship Game vs. No. 2 Notre Dame in Charlotte, near his home town of Rock Hill, S.C. ... went 4-for-4 on PATs in Sugar Bowl vs. No. 3 Ohio State.

2019: Finished 13-of-21 on field goal and 79-of-79 on PATs and with 79 touchbacks on 100 kickoffs with a national-best 63.8-yard kickoff average in 15 games ... made first start at placekicker vs. Georgia Tech, going 7-of-7 on PATs and kicking a 51-yard field goal, the first 51-yard field goal by Clemson since Chandler Catanzaro in 2013 ... went 1-of-2 on field goal attempts and 3-of-3 on PATs vs. No. 12 Texas A&M ... converted 2-of-3 field goals and was 5-for-5 on PATs at Syracuse, earning team special teams player of the week honors ... hit a 22-yard field goal and went 5-for-5 on PATs vs. Charlotte ... missed a field goal attempt from 40 yards but went 3-for-3 on PATs in a one-point win at North Carolina ... had a 24-yard attempt go wide right but was 4-for-4 on PATs vs. Florida State ... tied his career long with a 51-yard field goal in the midst of a 1-for-1 performance on field goals and 4-for-4 effort on PATs at Louisville, sharing team special teams player of the game honors ... was 8-for-8 on PATs and 1-for-2 on field goals vs. Boston College ... was 1-for-2 on field goals with both attempts from 35 yards vs. Wofford, in addition to finishing 8-for-8 on PATs in the contest ... was 7-for-7 on PATs at NC State ... posted another 7-for-7 performance on PATs and converted a 35-yard field goal attempt vs. Wake Forest ... went 5-for-5 on PATs and converted a 46-yarder on a 1-for-2 performance on field goals at South Carolina ... converted field goal attempts of 47 and 24 yards and went 8-for-8 on PATs vs. No. 22 Virginia in the ACC Championship Game, sharing team special teams player of the game honors ... went 3-for-3 on PATs vs. No. 2 Ohio State in the Fiesta Bowl, breaking Greg Huegel's single-season Clemson record for PATs with his 77th PAT of the season ... recorded a career-long 52-yard field goal vs. No. 1 LSU, his third field goal of 50 yards or more in 2019 to tie Richard Jackson's school record for 50-yard field goals in a single season from 2009 ... the 52-yard field goal tied for the 10th-longest in Clemson history and was the longest in Clemson bowl history, surpassing 49-yard field goals by Obed Ariri (1977 Gator Bowl vs. Pittsburgh) and Ammon Lakip (2014 Russell Athletic Bowl vs. Oklahoma) ... the 52-yarder vs. LSU was the longest made field goal in College Football Playoff National Championship Game history, surpassing a 51-yarder by Georgia's Rodrigo Blankenship against Alabama in the game to conclude the 2017 season.

2018: Immediately earned the kickoff role as a true freshman and became a weapon, finishing third in the nation with 79 touchbacks ... averaged 63.8 yards on 114 kickoffs with 79


touchbacks (69.3 percent) while also posting a 1-1 mark on field goals and a 7-7 mark on PATs ... earned co-special teams player of the week honors at Florida State, registering six touchbacks on 10 kickoffs, going 5-5 on PATs and recording his first career field goal from 24 yards out ... earned the honor again with seven touchbacks on eight kickoffs vs. No. 1 Alabama in the National Championship Game.

Before Clemson: No. 1 placekicker in the nation by Chris Sailer, No. 2 placekicker by Rivals, No. 3 placekicker by 247Sports and No. 7 placekicker by ESPN ... U.S. Army All-American Game participant ... four-year starter at South Pointe High School ... was 31-45 on field-goal attempts and made 211 extra-point attempts in his career ... was 12-17 on field-goal attempts and 77-81 on extra-point attempts as a senior ... helped his team four state titles ... had 117 touchbacks on 126 kickoffs as a senior ... averaged 37.1 yards per punt as a senior ... was 11-15 on field-goal attempts and 49-54 on extra-point attempts as a junior ... averaged 39 yards per punt as a junior ... was 4-7 on field-goal attempts and 40-45 on extra-point attempts as a sophomore ... was 4-6 on field-goal attempts and 45-51 on extra-point attempts as a freshman ... teammate of fellow Tiger signee Derion Kendrick ... coached by Strait Herron at South Pointe High School ... recruited by Danny Pearman and Jeff Scott.

Personal: Born Feb. 21, 2000 ... earned degree in sports communication in December 2021 ... completed microinternships at Segars Ranch and Adobe in spring 2022 ... three-time ACC Honor Roll selection (2019-21).

POTTER CAREER STATS

Year	G-S	11-29	30-39	40-49	50+	Total	HB	LG	PAT	Pts
2018	15-0	1-1	0-0	0-0	0-0	1-1	0	24	7-7	10
2019	15-15	4-5	3-6	3-7	3-3	13-21	0	52	79-79	118
2020	12-12	5-5	5-8	6-7	2-3	18-23	0	52	61-62	115
2021	13-13	4-4	5-8	10-11	2-3	21-26	0	51	38-38	101
Totals	55-40	14-15	13-22	19-25	7-9	53-71	0	52	185-186	344



LUKE PRICE

TE • 6-2 • 235 • ^+•SR. • 2VL
DILLON, S.C.
DILLON CHRISTIAN SCHOOL

TIGERS

40 Joined the program in 2017 and enters 2022 having played 239 offensive snaps in 25 career games (one start) and having compiled five catches for 48 yards ... transitioned from linebacker to tight end during the 2019 offseason.

2021: Played 36 offensive snaps over seven games ... made season debut vs. SC State ... recorded a seven-yard catch vs. UConn ... ACC Honor Roll selection.

2020: Missed the entire season after suffering a knee injury in fall camp.

2019: Posted four catches for 41 yards in 203 snaps over 15 games (one start) ... saw first career action at tight end vs. Georgia Tech, helping block for Clemson's 411 rushing yards ... recorded his first career reception on a 19-yard pass from Chase Brice vs. Charlotte ... caught a three-yard pass vs. Florida State ... gained 14 yards on a reception vs. Boston College ... caught a five-yard pass vs. No. 22 Virginia in the ACC Championship Game.

2018: Played on special teams in three games ... made Clemson debut vs. Duke.

2017: Redshirted.

Before Clemson: Lettered at Dillon Christian School.


Personal: Born Sept. 22, 1998 ... his brother, Phillip, was an offensive tackle at Clemson ... earned degree in health science in December 2020 ... added a degree in psychology in December 2021 ... completed a microinternship at Memorial Hospital in Jacksonville, Fla. in 2019.

PRICE CAREER STATS

Year	G-S	Snaps	Rec	Yds	Avg	TD	LG
2018	3-0	0	0	0	---	0	---
2019	15-1	203	4	41	10.2	0	19
2021	7-0	36	1	7	7.0	0	7
Totals	25-1	239	5	48	9.6	0	19



VETERAN BIOS



WILL PUTNAM

OG • 6-4 • 305 • SR. • 3VL
TAMPA, FLA.
PLANT HS

TIGERS

56

Multi-year starter at guard transitioning to center who enters 2022 having played 1,615 career snaps over 33 career games (22 starts).

2021: Started all 10 games in which he appeared, playing 633 offensive snaps ... third-team all-conference pick by Phil Steele ... played 67 snaps vs. No. 5 Georgia ... played 51 snaps and shared team offensive player of the game honors vs. SC State as Clemson exceeded both 200 rushing yards and 200 passing yards ... played 70 plays vs. Georgia Tech, Clemson's second straight game allowing zero sacks ... played 53 snaps at NC State ... battled through 51 snaps in a Friday night win at Syracuse after missing Clemson's game against Boston College with an injury ... played 65 snaps at No. 23 Pitt ... played 75 snaps and helped pave the way for Will Shipley's 128 rushing yards in a comeback win vs. Florida State ... played 73 snaps vs. No. 13 Wake Forest as Clemson's offensive line shared team offensive players of the game honors with Kobe Pace after the Tigers produced season highs in total yards (543) and rushing yards (333) while allowing zero sacks ... played 55 snaps at South Carolina in helping Clemson both exceed 250 rushing yards and allow zero sacks in a second straight game.

2020: Started all 12 games, playing 790 snaps as Clemson led the ACC as the only team to allow fewer than two sacks per game ... All-ACC Academic Team selection ... made first career start at Wake Forest, playing 65 snaps and helping Clemson to 561 yards of offense ... played 33 snaps in Clemson's shutout win vs. The Citadel ... played 68 snaps vs. Virginia in helping Trevor Lawrence post his second 300-yard passing game of the season ... played 89 snaps in helping Clemson exceed both 200 yards passing and 200 yards rushing against No. 7 Miami ... played 41 snaps at Georgia Tech as Clemson accumulated 671 yards and 73 points in the largest conference win in ACC history ... played 78 snaps in Travis Etienne's three-touchdown performance against Syracuse ... played 81 snaps vs. Boston College as Clemson scored 24 unanswered points to overcome an 18-point deficit in the largest comeback win in the history of Death Valley ... played 79 snaps in helping DJ Uiagalelei throw for 439 yards in a double-overtime contest at No. 4 Notre Dame ... played 76 snaps vs. Pitt, helping protect Trevor Lawrence during his 403-yard passing performance ... played 47 snaps at Virginia Tech, holding the Hokies without a sack and helping Clemson to 7.9 yards per carry in the contest ... played 63 snaps as Clemson produced 541 yards of offense in ACC Championship Game vs. No. 2 Notre Dame ... played 70 snaps in Sugar Bowl vs. No. 3 Ohio State.

2019: Played 192 snaps over 11 games ... played 16 snaps in collegiate debut vs. Georgia Tech ... played eight snaps at Syracuse ... recorded 15 snaps vs. Charlotte ... played 29 snaps in helping Clemson to 552 yards of total offense vs. Florida State ... played 10 snaps in the midst of Clemson's 551-yard performance with 298 rushing yards at Louisville ... played 34 snaps in helping Clemson exceed both 300 passing yards and 300 rushing yards vs. Boston College ... played 26 snaps in helping Clemson to 702 yards of offense vs. Wofford ... played 18 snaps in Clemson's Atlantic Division-clinching win at NC State ... played 18 snaps vs. Wake Forest, helping Clemson outgain the Demon Deacons, 516-105 ... played eight snaps at South Carolina as Clemson earned its sixth consecutive victory against the Gamecocks ... played 10 snaps as Clemson rolled up 600 yards of offense vs. No. 22 Virginia en route to a fifth straight ACC Championship.

Before Clemson: National top 120 player and four-star recruit by three services ... ranked No. 80 overall player in the nation by 247Sports, third-best offensive guard in the nation and 11th-best overall player in Florida ... Rivals.com ranked Putnam as its No. 106 overall player, No. 7 offensive guard and No. 14 player in Florida ... ESPN.com listed him as No. 116 overall player, No. 5 offensive guard and No. 15 player in Florida ... played in US Army All-American game in San Antonio on Jan. 5 ... played for Robert Werner at Plant High School in Tampa the last two years ... played at Glenwood High School in Chatham, Ill. as a freshman and sophomore ... father is with the U.S. Army and his job was reason for the transfer ... helped Plant High to 11-2 season in 2018 ... one of four team captains in 2018 for Plant ... played both ways throughout his career ... in addition to his outstanding blocking, had 63 tackles on defense in 2018 with eight tackles for loss, five of which were sacks ... had 31 tackles, including 3.5 tackles for loss in 2016 at Glenwood High ... outstanding wrestler who competed in state heavyweight tournament as a freshman at Glenwood in 2016 ... was the Florida state cham-

ption as a heavyweight in 2018 with a 25-0 record for the season ... recruited by Robbie Caldwell and Tony Elliott ... signed with Clemson on Dec. 20, 2018 ... enrolled at Clemson in January 2019.

Personal: Born Aug. 13, 2000 ... management major ... completed a microinternship with Lima One Capital in Greenville in spring 2022 ... two-time ACC Honor Roll selection (2019-20).

PUTNAM CAREER STATS

Year	G-S	Snaps
2019	11-0	192
2020	12-12	790
2021	10-10	633
Totals	33-22	1615



ETINOSA REUBEN

DT • 6-3 • 285 • *JR. • 2VL
KANSAS CITY, MO.
PARK HILL SOUTH HS

TIGERS

32

Emerged as a rotational defensive tackle in 2021 and enters 2022 credited with 24 tackles (3.5 for loss), 2.5 sacks, a pass breakup and a fumble recovery in 262 defensive snaps over 22 career games (one start).

2021: Credited with 17 tackles (3.5 for loss), 2.5 sacks, a pass breakup and a fumble recovery over 213 defensive snaps in 12 games (one start) ... recorded two tackles (one for loss) vs. SC State ... made three tackles at NC State ... contributed four tackles vs. Boston College ... had one tackle at Syracuse ... recorded his first career start at No. 23 Pitt, collecting two tackles and his first career fumble recovery ... had one tackle and a half-sack — the first of his career — vs. Florida State ... made one tackle vs. UConn ... notched a career-high 2.0 sacks vs. No. 13 Wake Forest ... made one tackle at South Carolina.

2020: Credited with four tackles in 40 snaps over seven games ... posted two tackles in season debut vs. The Citadel ... added a tackle vs. Virginia ... contributed a tackle vs. Pitt.

2019: Credited with three tackles in nine defensive snaps over three games while redshirting ... made collegiate debut vs. Charlotte ... made one tackle vs. Wofford ... contributed two tackles vs. Wake Forest.

Before Clemson: Ranked as sixth-best overall player in the state of Missouri by 247Sports ... ranked as 28th-best defensive end in the nation by that site ... ranked as ninth-best overall player from Missouri in this class by Rivals.com and the 41st-best defensive end ... ranked as 11th-best player in Missouri by ESPN and 35th-best defensive end ... second signee from the state of Missouri to come to Clemson, joining Mario Goodrich, who signed with Clemson a year earlier out of the Kansas City area ... only played three years of football, he has a high upside with a large wingspan ... named team Defensive Lineman of the Year at Park Hill South High School in each of his final two years ... first-team all-conference, all-district and second-team all-state by the Missouri Football Coaches Association ... Mr. Panther Award winner at Park Hill South, the most prestigious award presented by the program ... nominated for the Buck Buchanan Award as the top defensive lineman or linebacker in Greater Kansas City ... finished 2018 with 62 total tackles, 16 tackles for loss, including three sacks ... also recorded a safety ... finished his junior year with 55 total tackles, seven tackles for loss, including three sacks, two forced fumbles and one recovered fumble ... made first-team all-conference and all-district in 2018 and was a strong candidate for all-state honors, which were not yet announced at the time of his signing ... played his high school football at Park Hill South High School for Mike Sharp ... Clemson recruiters were Todd Bates and Brent Venables ... committed to Clemson on July 29, 2018 ... enroll at Clemson in January 2019.

Personal: Born Dec. 2, 2000 ... first name pronounced "eh-tee-oh-sah" with a silent "N" ... majoring in criminal justice ... two-time ACC Honor Roll selection (2019 and 2021) completed microinternships with Synnex and Adobe in spring 2022.

REUBEN CAREER STATS

Year	G-S	Snaps	Hit	Ast	Tot	TFL	Sacks	Int	QP	PBU	CF	CF-RF
2019	3-0	9	2	1	3	0-0	0-0	0-0	0	0	0	0-0
2020	7-0	40	0	4	4	0-0	0-0	0-0	1	0	0	0-0
2021	12-1	213	10	7	17	3.5-13	2.5-11	0-0	7	1	0	1-1
Totals	22-1	262	12	12	24	3.5-13	2.5-11	0-0	8	1	0-1	



TRISTEN RIGBY

RB • 5-10 • 200 • *FR. • RS
ST. GABRIEL, LA.
EPISCOPAL SCHOOL OF BATON ROUGE

TIGERS

31

Joined Clemson as a walk-on prior to the 2021 season.

2021: Contributed on scout team while redshirting.

Before Clemson: Played linebacker and fullback at Baton Rouge's Episcopal High School.

Personal: Born Dec. 23, 2002 ... pre-business major ... completed a microinternship at Segars Ranch (Mont.) in 2022.



ANDREW ROBERTS

DE • 6-4 • 225 • **SR. • SQ
CONWAY, S.C.
AYNOR HS

TIGERS

97

Walked on to the Clemson program in 2020.

2021: Contributed on scout team.

2020: Walked on and served in a scout team role in his debut season.

Before Clemson: Played tight end and linebacker at Aynor High School.

Personal: Earned degree in financial management and accounting in May 2022 ... completed a microinternship with Elliott Realty in Myrtle Beach in spring 2022 ... two-time ACC Honor Roll selection (2020-21) ... born Aug. 30, 1998.



JABRIEL ROBINSON

DL • 6-4 • 260 • ^*SR. • SQ
BLUFFTON, S.C.
BLUFFTON HS

TIGERS

90

Joined Clemson as a walk-on in Fall 2021 ... graduate transfer who played 29 games at Johnson C. Smith from 2017-19 before beginning postgraduate work at Clemson in 2021 ... enters super senior season in 2022 having appeared in 31 career games across his two stops.

2021: Made Clemson debut vs. SC State ... saw action vs. UConn.

Before Clemson: Played three seasons at Johnson C. Smith University from 2017-19 before the 2020 season was canceled ... credited with 96 tackles (15.5 for loss), 5.5 sacks and three pass breakups in his three seasons with the Golden Bulls ... recorded 30 tackles (5.0 for loss), 2.5 sacks and two fumble recoveries in his final season at Johnson C. Smith in 2019.

Personal: Working toward a Master of Business Administration degree at Clemson after earning his undergraduate degree from Johnson C. Smith ... born July 30, 1998.

ROBINSON CAREER STATS

Year	G-S	Snaps	Hit	Ast	Tot	TFL	Sacks	Int	QP	PBU	CF	CF-RF
2021	2-0	3	0	0	0	0-0	0-0	0-0	0	0	0	0-0



ELIJAH RODGERS

CB • 6-1 • 185 • *SR. • SQ
GAFFNEY, S.C.
BLACKSBURG HS

TIGERS

35

Joined Clemson as a walk-on in fall 2021.

2021: Walked on and made his Clemson debut on special teams vs. SC State.

Before Clemson: Spent time at on rosters at Indiana and Gardner-Webb before walking on at Clemson ... played eight games at Gardner-Webb in 2018 ... originally rated as a three-star prospect by 247Sports and Rivals out of Blacksburg High School ... 2017 Shrine Bowl selection ... 2017 Class AA Upper State

VETERAN BIOS

Defensive Back of the Year and 2017 Palmetto Champions Team ... first-team All-South Carolina selection by USA Today ... A two-time all-state and three-time all-region choice ... Earned all-area honors from the Spartanburg Herald-Journal for three seasons ... as a senior, posted 29 total tackles, five pass break ups, three interceptions and four forced fumbles in addition to passing for 866 yards and 14 scores and rushing for 534 yards and five touchdowns.

Personal: Sociology major ... born July 19, 2000.

RODGERS CAREER STATS

Year	G-S	Snaps	Hit	Ast	Tot	TFL	Sacks	Int	QP	PBU	CF-RF
2021	1-0	0	0	0	0	0-0	0-0	0-0	0	0	0-0



WISE SEGARS JR.

RB • 6-1 • 195 • *FR. • RS
SUMTER, S.C.
D.W. DANIEL HS

TIGERS


32

Joined Clemson as a walk-on prior to the 2021 season.

2021: Contributed on scout team while redshirting ... ACC Honor Roll selection.

Before Clemson: Finished prep career as a multi-position player at Daniel High School in Central, S.C. after playing at A.C. Flora in Columbia, S.C.

Personal: Majoring in biological sciences ... born May 19.



WILL SHIPLEY

RB • 5-11 • 205 • SO. • 1VL
WEDDINGTON, N.C.
WEDDINGTON HS

TIGERS

1

Made an instant impact as a freshman, as he enters 2022 after a debut season in which he rushed 149 times for 739 yards (5.0 avg.) with 11 touchdowns, caught 16 passes for 116 yards, averaged 27.1 yards on 14 kickoff returns and threw a two-yard touchdown pass in 378 snaps over 10 games (five starts).

2021: Second-team Freshman All-American according to The Athletic ... fourth-team All-ACC pick by Phil Steele ... All-ACC Academic Team selection, Clemson's first true freshman to earn the honor since Trevor Lawrence in 2018 ... rushed 149 times for 738 yards (5.0 avg.) with 11 touchdowns, caught 16 passes for 116 yards, averaged 27.1 yards on 14 kickoff returns and threw a two-yard touchdown pass in 378 snaps over 10 games (five starts) ... his 11 rushing touchdowns were second-most by a Clemson true freshman since the NCAA instituted permanent freshman eligibility in 1972, trailing only Travis Etienne's 13 in 2017 ... joined Etienne (four in 2017) as the only Clemson true freshmen since 2000 with four multiple-touchdown rushing games ... posted three 100-yard rushing games, the most by a Clemson true freshman since C.J. Spiller's five in 2006 ... became the first Clemson player other than Etienne or Wayne Gallman to lead Clemson in rushing since 2013 (Rod McDowell), when Shipley was in fifth grade ... finished with Clemson's highest kickoff return average (27.1) in a season among qualified players since Spiller in 2009 (32.8) ... three-time ACC Rookie of the Week, Clemson's first three-time recipient since Trevor Lawrence (four in 2018) ... ACC Honor Roll selection ... rushed four times for seven yards, caught an 11-yard pass and returned one kickoff 18 yards vs. No. 5 Georgia ... rushed for team-high 80 rushing yards on eight carries with two touchdowns vs. SC State, becoming the first Clemson true freshman with multiple rushing touchdowns in a game since his teammate, Lyn-J Dixon, rushed for two touchdowns at Wake Forest in 2018 ... won ACC Rookie of the Week and shared team offensive player of the game honors for that performance against SC State ... recorded career highs in rushing attempts (21) and rushing yards (88) and tied his career high with two rushing touchdowns vs. Georgia Tech, repeating as ACC Rookie of the Week and team offensive payer of the game ... became the first Clemson true freshman with multiple rushing touchdowns in consecutive games since Travis Etienne accomplished the feat against Florida State and The Citadel in 2017 ... rushed for a five-yard touchdown among his 11 carries for 36 yards at NC State, becoming the first Clemson true freshman with a rushing touchdown in three consecutive games since Travis Etienne's four-game streak late in the 2017 season ... returned from a leg injury at No. 23 Pitt, totaling 164 all-purpose yards with 10 carries for 52 rushing yards, one catch for five yards and four kickoff returns for 107 yards, sharing team spe-

cial teams player of the game honors ... earned a Hornung Award honor roll selection and team offensive player of the game honors after he rushed for 128 rushing yards and two touchdowns on 25 carries vs. Florida State, the first 100-yard rushing performance by a Clemson true freshman since 2018 (Lyn-J Dixon against Louisville) ... added 142 all-purpose yards at Louisville with 47 rushing yards on 14 carries and 95 kickoff return yards, including a 75-yard kickoff return — Clemson's longest since a 77-yard return by Artavis Scott against Louisville in 2016 — to share team special teams player of the game honors ... earned ACC Co-Rookie of the Week after recording 111 rushing yards on 19 carries with two rushing touchdowns and also throwing for a touchdown vs. No. 13 Wake Forest, tying Travis Etienne (four in 2017) for the most games with multiple rushing touchdowns by a Clemson true freshman since 2000 ... his two-yard touchdown pass against Wake Forest was the first by a Clemson non-quarterback since Sammy Watkins' 52-yard touchdown pass to Andre Ellington at Florida State in 2012, as he became the first Clemson non-quarterback to both rush for a touchdown and throw for a touchdown since C.J. Spiller — his position coach — did so at NC State in 2009 ... earned team offensive player of the game honors after rushing 19 times for a career-high-tying 128 yards and a touchdown at South Carolina, making him the first Clemson true freshman with back-to-back 100-yard rushing games since Spiller in 2006 ... rushed for a team-high 61 yards and a touchdown on 18 carries and caught five passes for 53 yards vs. Iowa State ... the rushing touchdown moved him past Spiller (10 in 2006) for the second-most rushing touchdowns by a Clemson true freshman since 1972.

Before Clemson: Ranked as five-star prospect by 247Sports and as a high four-star by ESPN.com and Rivals.com ... ranked as the No. 21 overall player in the nation by ESPN.com, which also listed him as the second-best running back in the nation and second-best player from North Carolina ... rated as the No. 1 all purpose running back and No. 45 overall player in the nation by Rivals.com ... ranked No. 52 by 247Sports, the nation's best all-purpose back and third-best player in North Carolina ... PrepStar five-star recruit and Top 150 Dream Team selection who ranked as the nation's No. 19 recruit, including the No. 2 running back prospect and top player in North Carolina ... invited to play in the Under Armour All-America Game ... Gatorade Player of the Year in North Carolina and Charlotte Observer Player of the Year for 2019 ... led his 2019 team to a 16-0 record and the state 3A title ... MVP of the 2019 state championship game when he rushed for 256 yards and scored four touchdowns in a win over Lee County for his program's second straight state title ... three-time all-conference and all-county selection who was also a two-time all-state selection and two-time MaxPreps All-American ... did not have a 2020 high school season due to the COVID-19 pandemic ... rushed for 4,173 yards on 503 carries (8.3 yards per rush) in his three-year high school career ... had 1,411 receiving yards on 84 catches for a 16.8-yard average ... scored 80 touchdowns in his career — 55 rushing, 23 receiving and two on defense ... had an incredible 2019 season when he had 2,066 yards rushing on just 188 carries (11.0 yards per rush) and scored 31 rushing touchdowns ... also had 34 catches for 582 yards and nine receiving touchdowns in 2019 ... had 42 touchdowns that year, including 31 rushing, nine receiving and two on defense ... as a sophomore in 2018, posted 1,417 yards rushing on 206 carries and scored 19 touchdowns ... added 31 catches for 406 yards and six receiving touchdowns ... added 49 tackles and two interceptions on defense ... as a freshman, had 84 tackles and two interceptions ... contributed 690 rushing yard and five rushing touchdowns on 109 carries, as well as 19 catches for 423 yards and eight receiving touchdowns, in his freshman campaign ... also an outstanding lacrosse athlete who received college offers for that sport as well ... scored 49 goals and had 59 assists in 38 career games ... had 29 goals and 33 assists in 21 games in 2017 ... helped his team to a pair of state lacrosse titles ... won the state championship in 55 meters in the only year he ran indoor track, recording a time of 6.36 in the 55 meters ... committed to Clemson on May 5, 2020 ... recruited by Danny Pearman and Tony Elliott ... played for Andy Capone at Weddington High School ... straight-A student in high school.

Personal: Management major ... enrolled at Clemson in January 2021 ... born Aug. 29, 2002 ... his brother, James, plays lacrosse at Penn ... completed a microinternship at National Football League headquarters in New York in spring 2022 ... fundraised and presented a \$10,000 check in May 2022 to Levine Children's Hospital in his home metro area of Charlotte.

SHIPLEY CAREER STATS

Year	G-S	Snaps	Car	Yds	Avg	TD	LG	Rec	Yds	TD	KOR
2021	10-5	378	149	738	5.0	11	42	16	116	0	14380



TRENTON SIMPSON

LB • 6-3 • 230 • JR. • 2VL
CHARLOTTE, N.C.
MALLARD CREEK HS

TIGERS

22

Explosive linebacker and edge rusher who enters 2022 credited with 110 tackles (18.5 for loss), 10.0 sacks, three pass breakups and a forced fumble in 827 snaps over 25 games (15 starts).

2021: Ranked third on the team with 78 tackles and finished second in both tackles for loss (12.0) and sacks (6.0) while also adding three pass breakups over 556 snaps in 13 games (12 starts) ... earned all-conference selections from PFF (second team) and Phil Steele (third team) ... All-ACC Academic Team selection ... contributed two tackles vs. No. 5 Georgia ... made one tackle vs. SC State ... credited with five tackles, including a half-sack, in less than one half of action vs. Georgia Tech ... added eight tackles and a pass breakup at NC State ... made five tackles (0.5 for loss) and recorded a pass breakup vs. Boston College ... added five tackles (one for loss) at Syracuse ... contributed four tackles with a sack at No. 23 Pitt ... credited with eight tackles (2.5 for loss) and a half-sack vs. Florida State, giving him a sack in consecutive games for the first time in his career ... credited by the coaching staff with 13 tackles (3.0 for loss) including 2.0 sacks at Louisville, all career highs, to earn defensive player of the game honors ... added five tackles, a pass breakup and a sack vs. UConn, becoming the first Clemson player with at least half a sack in four straight games since Clelin Ferrell in 2018 ... recorded 10 tackles (1.5 for loss) and a sack in earning team defensive player of the game honors vs. No. 13 Wake Forest, becoming the first Clemson player with at least half a sack in five straight games since Kevin Dodd in the final five games of the 2015 season ... contributed six tackles (one for loss) at South Carolina ... added six tackles vs. Iowa State.

2020: Produced an impressive true freshman campaign as he was credited with 32 tackles (6.5 for loss), 4.0 sacks and a forced fumble in 271 snaps over 12 games (three starts) ... along with fellow true freshmen Myles Murphy and Bryan Bresee, their four sacks each tied William Perry (4.0 in 1981), Ricky Sapp (4.0 in 2006) and Shaq Lawson (4.0 in 2013) for third-most sacks by a Clemson true freshman all-time ... made collegiate debut at Wake Forest, adding one tackle ... recorded two tackles including his first career sack vs. The Citadel ... contributed six tackles at Georgia Tech ... added two tackles vs. Syracuse ... made three tackles with a sack and forced fumble vs. Boston College ... registered seven tackles (0.5 for loss) at No. 4 Notre Dame ... notched his third sack of the season among his two tackles vs. Pitt ... added four tackles (one for loss) at Virginia Tech ... had two tackles for loss and a sack among his five tackles in ACC Championship Game vs. No. 2 Notre Dame.

Before Clemson: Played for Michael Palmieri at Mallard Creek High School in Charlotte, where he helped his team to a 10-1 record and No. 3 ranking in the state of North Carolina according to MaxPreps ... started his high school career as a running back, playing both running back and linebacker in 2019 ... led the Mallard Creek defense with 20 sacks ... had 44 carries for 371 yards and six touchdowns ... named first-team postseason All-American by Sports Illustrated ... for his career, recorded 97 carries for 799 yards and seven touchdowns with 8.2-yard average per carry ... won the Arnold R. Solomon Award for the North Carolina High School Football Player of the Year from NCPreps.com in 2019 ... at the time of his signing, ranked as the No. 13 overall player in the nation by 247Sports, which also listed him as the second-best linebacker and top player in North Carolina ... Rivals.com rated him as the No. 26 overall player, the second-best linebacker and top player in North Carolina ... ESPN.com ranked him No. 107 overall, the 11th-best linebacker and fourth-best player in North Carolina ... listed as the top player in North Carolina by the Charlotte Observer ... selected to Under Armour All-America Game ... originally committed to Auburn ... committed to Clemson on Dec. 14, 2019 and signed with the Tigers four days later ... recruited to Clemson by Danny Pearman and Brent Venables.

Personal: Born June 14, 2001 ... wore No. 22 in high school ... enrolled at Clemson in January 2020 ... sports communication major ... son of Command Sgt. Maj. Timothy D. Simpson, who served 17 overseas tours from 1994-21 in his decorated career with the U.S. Army Rangers ... two-time ACC Honor Roll selection (2020-21).

SIMPSON CAREER STATS

Year	G-S	Snaps	Hit	Ast	Tot	TFL	Sacks	Int	QP	PBU	CF-RF
2020	12-3	271	24	8	32	6.5-6.6	4.7	0-0	4	0	1-0
2021	13-12	556	50	28	78	12-59	6.45	0-0	11	3	0-0
Totals	25-15	827	74	36	110	18.5-115	10-92	0-0	15	3	1-0

VETERAN BIOS



BRANNON SPECTOR

WR • 6-1 • 195 • *JR. • 1VL
CALHOUN, GA.
CALHOUN HS

TIGERS

13

Slot receiver and Clemson football legacy who enters 2022 with 19 career

catches for 152 yards and two rushes for 21 yards in 221 snaps over 14 games (one start).

2021: Missed the 2021 season with respiratory challenges.

2020: Gained 136 yards on 16 receptions and rushed twice for 21 yards in 180 snaps over 11 games (one start) ... contributed a 16-yard catch and 19-yard rush at Wake Forest ... unavailable vs. The Citadel ... posted career highs with four receptions for 32 yards vs. Virginia ... gained 10 yards on three receptions vs. No. 7 Miami ... caught a 20-yard pass at Georgia Tech ... registered a five-yard reception vs. Syracuse ... added two receptions vs. Boston College ... caught a 26-yard pass vs. Pitt ... caught a 10-yard pass at Virginia Tech ... gained 16 yards on two catches vs. No. 3 Ohio State in the Sugar Bowl.

2019: Gained 16 yards on three receptions in 41 snaps over three games while redshirting ... caught a three-yard pass in his collegiate debut vs. Georgia Tech ... added a five-yard reception vs. Charlotte ... caught an eight-yard pass at South Carolina.

Before Clemson: Second-generation Clemson player who played wide receiver and safety in high school ... had 49 receptions for 719 yards and seven touchdowns in 2018 as a senior ... had 47 tackles, five tackles for loss, and five interceptions on defense ... returned one interception for a touchdown ... had one of his best all-around games in the season opener, he had eight catches for 103 yards and a touchdown on offense, and an interception on defense against Ridgeland ... had one of his best games in the state playoffs when he had 87 receiving yards and a touchdown in a victory ... Region 6 AAA Athlete of the Year ... first-team all-region ... first-team Chattanooga Times All-Area ... County Player of the Year ... in 2017 team won the state championship with a 14-1 record ... played his high school football at Calhoun High School for Hal Lamb ... high school teammate of 2019 Clemson signee Davis Allen at Calhoun High ... showed his athletic ability at the Atlanta Regional of The Opening, where he finished second in the competition to Nolan Smith, one of the top five players in the nation ... also ran track at Calhoun, competing in the 100, 200, long jump and triple jump ... Clemson recruiters were Brandon Streeter and Jeff Scott ... committed to Clemson on October 28, 2017 ... enrolled at Clemson in January 2019.

Personal: Born July 13, 2000 ... management major ... completed a microinternship with Elliott Realty in Myrtle Beach in spring 2022 ... two-time ACC Honor Roll selection (2019-20) ... brother of former Clemson linebacker and 2022 NFL Draft pick Baylon Spector ... his father, Robbie Spector, was a wide receiver for the Tigers who lettered from 1988-90 ... Clemson won two ACC Championships when Robbie was on the team and his senior class had a 40-8 record with four straight 10-2 seasons ... his sister, Blair, is also a Clemson graduate and former Clemson cheerleader.

SPECTOR CAREER STATS

Year	G-S	Snaps	Rec	Yds	Avg	TD	LG
2019	3-0	41	3	16	5.3	0	8
2020	11-1	180	16	136	8.5	0	26
Totals	14-1	221	19	152	8.0	0	26



TROY STELLATO

WR • 6-1 • 195 • *FR. • RS
FORT LAUDERDALE, FLA.
CARDINAL GIBBONS HS

TIGERS

15

Second-year wide receiver for the Tigers.

2021: Played 23 snaps in two games, gaining 15 yards on two receptions.


Before Clemson: National top 300 player by all services ... ranked No. 135 overall by Rivals.com, which listed him as the 20th-best player in Florida and 17th-best receiver in the nation ... ranked No. 228 by 247Sports and No. 239 by ESPN.com ... four-star signee according to ESPN.com and Rivals ... PrepStar Top 150 Dream Team selection who ranked as the nation's No. 120 overall prospect, including ranks as the 17th-best receiver prospect and No. 18 player in Florida ... posted 112 career receptions for 1,758 yards and 19 scores in 33 games

... MaxPrep Preseason second-team All-American for 2020 ... recorded 26 receptions for 325 yards and five scores in his first six games of a pandemic-shortened 2020 season ... as a junior, recorded 42 receptions for 727 yards and nine scores, a 17.3 yards-per-reception average, in 13 games ... as a sophomore, had 44 receptions for 706 yards and five scores in 14 games ... had a career-long 77-yard catch and a 16.0 average that season ... committed to Clemson on June 5, 2020 ... recruited by Brent Venables and Tyler Grisham ... played for Matt DuBuc at Cardinal Gibbons High School.

Personal: Born May 4, 2002 ... communication major.

STELLATO CAREER STATS

Year	G-S	Snaps	Rec	Yds	Avg	TD	LG
2021	2-0	23	2	15	7.5	0	12



AIDAN SWANSON

P/PK • 6-3 • 180 • *JR. • SQ
TAMPA, FLA.
IMG ACADEMY HS

TIGERS

39

Enters 2022 having previously averaged 38.1 yards on eight career punts and 63.3 yards on 11 career kickoffs plus a 2-for-2 mark on PATs over eight career games from 2019-21.

2021: Appeared in two games, averaging 38.7 yards on three punts and 64.3 yards on three kickoffs ... averaged 42.0 yards on two punts vs. SC State ... had one kickoff and one punt vs. UConn.

2020: Averaged 43.7 yards on three credited punts, averaged 62.2 yards on four kickoffs and went 2-for-2 on PATs in three games ... produced a 44-yard punt and a 62-yard kickoff at Wake Forest ... punted once for 37 yards and went 2-for-2 on PATs at Georgia Tech ... had a 50-yard punt and had another blocked vs. Pitt.


2019: Punted twice and kicked off four times with two touchbacks over three games while redshirting ... made collegiate debut vs. Charlotte, recording two touchbacks on two kickoffs and a 30-yard punt ... dropped a 28-yard punt inside the 20-yard line vs. Florida State ... ACC Honor Roll selection.

Before Clemson: Left-footed punter who ranked as the third-best punter in the nation by PrepStar and Rivals.com ... ranked as the fourth-best punter by 247Sports and 16th-best punter by ESPN.com ... handled kickoffs for IMG Academy in 2018 and had 29 touchbacks on 46 kickoffs (63 percent) ... opponents averaged just 19.6 yards per kickoff return ... averaged 42.3 yards per punt in 2018 and 46.0 in 2017 ... had a 49-yard touchdown pass out of punt formation for IMG in 2017 ... opponents averaged just 2.5 yards per punt return in 2018 ... played two years at IMG Academy and two years at Jesuit High School in Tampa ... punted for a 13-1 team that reached the state semifinals at Jesuit in 2015 ... Jesuit was 12-1 in 2016 ... was 54-80 on touchbacks at Jesuit in 2016 ... had eight touchbacks in a game twice ... As a sophomore, was a first-team All-Tampa Bay and All-Hillsborough County selection and a second-team 5A all-state honoree by the Associated Press ... was also competed in track and field ... was the Hillsborough County district champion for high jump and a State Championship finalist ... Head Coach at Jesuit Tampa was Matt Thompson and Special Teams Coach was Tom Feely ... played at IMG Academy for Kevin Wright ... primary Clemson recruiters were Tony Elliott and Danny Pearman ... committed to Clemson on March 5, 2018 ... enrolled at Clemson in January 2019.

Personal: Born July 20, 2000 ... his mother, Gena, is a Clemson graduate ... majoring in marketing ... two-time ACC Honor Roll selection (2019 and 2021) ... completed a microinternship with Synnex in Greenville in spring 2022.

SWANSON CAREER STATS

Year	G-S	P	Yds	Avg	-20	50+	TB	HB	LG	Net
2019	3-0	2	58	29.0	1	0	0	0	30	29.0
2020	3-0	3	131	43.7	2	1	0	0	50	38.7
2021	2-0	3	116	38.7	1	0	0	0	42	37.3
Totals	8-0	8	305	38.1	4	1	0	0	50	35.8



DREW SWINNEY

WR • 5-9 • 185 • *^SR. • 3VL
CLEMSON, S.C.
D.W. DANIEL HS

TIGERS

81

Walk-on and son of head coach Dabo Swinney who enters 2022 having

caught six passes for 33 yards in 115 career offensive snaps over 26 games.

2021: Had a four-yard reception in 39 offensive snaps over nine games, also adding a four-yard punt return ... caught a four-yard pass vs. SC State ... returned a punt four yards vs. UConn.

2020: Played 40 snaps over five games, catching three passes for 18 yards ... played five snaps in season debut at Wake Forest ... caught two passes for six yards vs. The Citadel ... caught a 12-yard pass at Georgia Tech.

2019: Caught two passes for 11 yards in 19 offensive snaps over eight games ... gained 11 yards on his first career reception on a pass from Taisun Phommachanh vs. Charlotte ... added a reception vs. Boston College.

2018: Played 17 snaps in four games while redshirting ... made collegiate debut vs. NC State ... also played vs. Louisville and vs. Duke ... made postseason debut in Cotton Bowl vs. No. 3 Notre Dame.

Before Clemson: Had 41 receptions for 494 yards and five touchdowns along with six carries for 47 yards in his career ... had 30 receptions for 405 yards and three touchdowns as a senior ... had four punt returns for 32 yards as a senior ... all-region as a senior ... had two receiving touchdowns as a sophomore ... team's highest GPA award winner and won the Coach's Award ... Palmetto Fellow Scholar ... lettered on the Daniel High School golf team under head coach Robert Ricketts as a sophomore and junior, then played baseball as a senior ... coached by Jeff Fruster at Daniel High School.

Personal: His father, Dabo Swinney, is Clemson's head coach ... his younger brother, Clay, is a wide receiver on the 2022 Clemson football team, and his older brother, Will, lettered from 2016-21 ... born Jan. 23, 2000 ... earned degree in marketing in May 2022 ... completed a microinternship with Elliott Realty in Myrtle Beach in spring 2022 ... four-time ACC Honor Roll selection (2018-21).

D. SWINNEY CAREER STATS

Year	G-S	Snaps	Rec	Yds	Avg	TD	LG
2018	4-0	17	0	0	---	0	---
2019	8-0	19	2	11	5.5	0	11
2020	5-0	40	3	18	6.0	0	12
2021	9-0	39	1	4	4.0	0	4
Totals	26-0	115	6	33	5.5	0	12



KEVIN SWINT

DE • 6-3 • 255 • JR. • 2VL
CARROLLTON, GA.
CARROLLTON HS

TIGERS

14

Former linebacker who enters 2022

credited with 12 tackles (3.5 for loss) and a half-sack over 145 snaps in 20 games in his first two seasons at Clemson.

2021: Transitioned from linebacker to defensive end in the offseason and finished the year credited with nine tackles (3.0 for loss) over 110 snaps in 10 games ... contributed on special teams vs. No. 5 Georgia ... added four tackles (3.0 for loss) vs. SC State ... had one tackle vs. Florida State ... made two tackles vs. UConn ... recorded one tackle vs. No. 13 Wake Forest and at South Carolina.

2020: Credited with three tackles (0.5 for loss) including a half-sack in 35 defensive snaps over 10 games ... made collegiate debut at Wake Forest ... added a half-sack among his three tackles vs. The Citadel.

Before Clemson: Played for Sean Calhoun at Carrollton High in Carrollton, Ga. ... four-year starter who recorded 41.5 career sacks among his 359.5 tackles ... outstanding leader who was a three-time captain as voted by his teammates ... two-time all-state selection ... was a High School Butkus Award semifinalist along with Clemson signee and classmate Sergio Allen ... recorded 103 tackles, including 26.5 tackles for loss, including 12.5 sacks, in 2019 ... had 12 quarterback pressures, six pass breakups, three forced fumbles, a fumble recovery and an interception ... posted nearly identical stats in 2018 as a junior with 103 tackles, including 20 tackles for loss and nine sacks ... added six pass breakups, two forced fumbles, 13 quarter-

VETERAN BIOS

back pressures and an interception ... first-team all-state selection by GPB Sports and the Atlanta Touchdown Club ... Region 7 5A Most Valuable Player ... all-area, all-region and all-state honoree as a junior ... as a sophomore in 2017, contributed 97 tackles, a career-high 31.5 tackles for loss, including 17 sacks, seven passes broken up and four forced fumbles ... Area Defensive Player of the Year ... first-team all-region ... had 56.5 tackles as a freshman in 2016, including 16.5 tackles for loss, three of which were sacks ... area Newcomer of the Year and a second-team all-region selection in 2016 ... Listed as the No. 137 overall player in the nation by ESPN.com, the 13th-best linebacker and the 14th-best player in Georgia at the time of his signing ... ranked as the No. 171 overall player, seventh-best linebacker and 21st-best player in Georgia by PrepStar ... committed to Clemson on Jan. 26, 2019 ... recruited to Clemson by Todd Bates and Brent Venables.

Personal: Born Aug. 3, 2001 ... sports communication major ... completed a microinternship with LyonJay in Greenville in spring 2022 ... two-time ACC Honor Roll selection (2020-21) ... enrolled at Clemson in January 2020.

SWINT CAREER STATS

Year	G-S	Snaps	Hit	Ast	Tot	TFL	Sacks	Int	QP	PBU	CF-RF
2020	10-0	35	3	0	3	0.5-1	0.5-1	0-0	2	0	0-0
2021	10-0	110	6	3	9	3-4	0-0	0-0	1	0	0-0
Totals	20-0	145	9	3	12	3.5-5	0.5-1	0-0	3	0	0-0



MARCUS TATE

OL • 6-5 • 325 • SO. • 1VL
SUNRISE, FLA.
NSU UNIVERSITY SCHOOL

TIGERS

Promising young offensive lineman who played 627 snaps over 13 games with eight starts as a true freshman ... became only the third Clemson true freshman offensive lineman since 1972 to start a season opener when he started Clemson's 2021 opener against Georgia.

2021: Played 627 snaps over 13 games with eight starts as a true freshman ... started and played 48 snaps vs. No. 5 Georgia in his collegiate debut ... became only the third true freshman offensive lineman to start a season opener for Clemson since the NCAA instituted permanent freshman eligibility in 1972, joining center James Farr (1980) and tackle Mitch Hyatt (2015) ... played 51 snaps vs. SC State as Clemson exceeded both 200 rushing yards and 200 passing yards ... played 70 plays vs. Georgia Tech, Clemson's second straight game allowing zero sacks ... contributed on special teams at NC State ... played 62 snaps in helping power Clemson to 231 rushing yards and 207 passing yards vs. Boston College ... played 39 snaps in a Friday night win at Syracuse ... played 47 snaps at No. 23 Pitt ... played 62 snaps and helped pave the way for Will Shipley's 128 rushing yards in a comeback win vs. Florida State ... played all 70 snaps at Louisville as Clemson recorded a fourth-quarter comeback win in back-to-back weeks for the first time since 1974 ... played 92 of Clemson's 100 plays in helping the Tigers exceed 300 passing yards vs. UConn ... played five snaps vs. No. 13 Wake Forest ... played nine snaps at South Carolina.

Before Clemson: Ranked as the No. 112 overall player in the nation by Rivals.com, which also listed him as the sixth-best offensive guard in the nation and 18th-best player in Florida ... ranked as the No. 132 overall player by ESPN.com, which also listed him as the 17th-best player at his position and 19th-best player in Florida ... top 225 player according to 247Sports, which ranked him as the 12th-best offensive guard ... ranked as a four-star by all services ... PrepStar Top 150 Dream Team selection who ranked as the nation's No. 119 prospect, including ranking as the fifth-best guard prospect ... committed to Clemson on Sept. 24, 2019 ... played for Daniel Luque at NSU School in 2020, he played his first three years at University School ... that school cancelled its 2020 season due to COVID-19, so he played for Tru Prep Academy in 2020, where he was a member of the 2020 State Championship team ... wore No. 55 in high school ... committed to Clemson on Sept. 24, 2019 ... recruited by Brent Venables and Robbie Caldwell.

Personal: Majoring in political science ... enrolled at Clemson in January 2021 ... completed a microinternship at National Football League headquarters in New York in spring 2022 ... born Jan. 31, 2003, and was the youngest member of Clemson's 2021 signing class.

TATE CAREER STATS

Year	G-S	Snaps
2021	13-8	627



WILL TAYLOR

WR • 5-10 • 175 • SO. • 1VL
IRMO, S.C.
DUTCH FORK HS

TIGERS

Two-sport athlete who plays both football and baseball ... started his Clemson football career at quarterback in 2021 before a planned transition to wide receiver in 2022 ... enters 2022 with five carries for 20 yards, two receptions for six yards, six punt returns for 64 yards and a 14-yard kickoff return in five games with 15 offensive snaps ... first Tiger football player to play baseball at Clemson since D.J. Reader (2013), who currently plays for the Cincinnati Bengals ... hit .260 with 14 runs, a homer, four RBIs, a .320 slugging percentage, .397 on-base percentage, nine walks, three hit-by-pitches and a steal in 13 games (13 starts, including seven in left field, four in right field and two as the DH) in 2022 ... missed the first 45 games of the season due to his torn ACL from the previous football season.


2021: Played 15 offensive snaps in five games in addition to his role on special teams prior to suffering a season-ending injury in early October ... rushed five times for 20 yards, caught two passes for six yards, averaged 10.7 yards on six punt returns and had a 14-yard kickoff return ... ACC Honor Roll selection ... immediately earned Clemson's starting punt return role, serving that role as a true freshman in Clemson's season opener vs. No. 5 Georgia ... rushed five times for 20 yards and returned three punts for 53 yards vs. SC State ... earned team special teams player of the game that week after he recorded a 51-yard punt return, the longest punt return by a Clemson player since a 53-yard return by Amari Rodgers against Wake Forest in 2019 ... had a 10-yard punt return and his first career reception — a five-yarder — vs. Georgia Tech ... exited with an injury vs. Boston College after recording one catch.

Before Clemson: Led Dutch Fork to 2020 5A state title with a 28-6 win over T.L. Hanna ... helped Dutch Fork become the first school to win five straight state titles, as the 2020 team ranked No. 18 in the nation according to USA Today ... three-star prospect who is ranked among the top 25 players in South Carolina by Rivals.com ... PrepStar All-Atlantic Region selection ... in 10 games in 2020, completed 136-of-203 passes for 2,237 yards and 21 touchdowns against just four interceptions ... had 60 carries for 448 yards and 11 touchdowns, a 7.5-yard rushing average ... in one game against River Bluff, completed 22-of-35 for 334 yards and four scores ... in season opener against White Knoll, completed 14-of-21 passes for 307 yards and five touchdowns ... against Carolina Forest, had 12 carries for 224 rushing yards and scored five touchdowns ... played his first three years of high school at Ben Lippen, throwing for 1,647 yards and rushing for 1,549 more in 2019 ... in baseball, hit .432 for Ben Lippen as a sophomore in spring of 2019 ... his junior spring (2020) was wiped out by the COVID-19 pandemic ... played in the Baseball Factory All-Star Game in Frisco, Texas, an event that welcomes the top 40 high school players in the nation ... also a three-time state champion in wrestling at Ben Lippen ... committed to Clemson on August 30, 2020 ... recruited by Brandon Streeter and Tyler Grisham ... played for Tom Knotts at Dutch Fork High School.

Personal: Born Jan. 10, 2003 ... selected by the Texas Rangers in the 19th round of the 2021 MLB Draft ... had been projected as a first-round pick in the 2021 MLB Draft before telling teams he was going to pursue collegiate opportunities ... majoring in communication ... his father, Eddie, was a wrestler at The Citadel ... his grandfather, Ed, played baseball and football at The Citadel ... nicknamed by former Clemson Offensive Coordinator Tony Elliott as "Maverick" as a reference to Tom Cruise's character in Top Gun.

TAYLOR CAREER STATS

Year	G-S	Snaps	Rec	Yds	Avg	TD	LG	Car	Yds	TD	PR
2021	5-0	15	2	6	3.0	0	5	5	20	0	6-64



XAVIER THOMAS

DE • 6-2 • 265 • ^-SR. • 4VL
FLORENCE, S.C.
IMG (FLA.) ACADEMY

TIGERS

Explosive edge rusher who made an immediate impact as a reserve in 2018, earning near-unanimous Freshman All-American acclaim ... multi-time all-conference selection ... enters 2022 credited with

112 career tackles (27.5 for loss), 12.5 sacks, five pass breakups, four forced fumbles and a fumble recovery in 1,333 snaps over 46 games (19 starts).

2021: Third-team All-ACC selection ... also added all-conference honors from PFF (second team) and Phil Steele (fourth team) ... credited with 27 tackles (5.5 for loss), 3.5 sacks, two forced fumbles and a pass breakup in 476 snaps over 12 games (10 starts) ... credited with a team-high 17 quarterback pressures ... recorded one tackle and a pass breakup vs. No. 5 Georgia ... added two tackles vs. SC State ... credited with one tackle — a half-sack — vs. Georgia Tech ... recorded a career-high 2.0 sacks and a forced fumble among his five tackles at NC State ... contributed three tackles (2.0 for loss) and a sack vs. Boston College ... made two tackles (one for loss) at Syracuse ... added two tackles at No. 23 Pitt ... recorded six tackles and a forced fumble vs. Florida State ... the forced fumble against Florida State came three yards behind the line of scrimmage on a pass play, but with Florida State recovering the fumble past the line of scrimmage, NCAA rules prohibiting sacks from being credited on fumbles that gain yardage precluded him from receiving a sack on the play ... made four tackles at Louisville ... harassed Brock Purdy with three credited quarterback pressures and made one tackle vs. Iowa State.

2020: Initially intended to play only four games in 2020 and redshirt after complications with COVID-19 and strep throat, but ended up playing seven games upon the NCAA's blanket eligibility waiver for 2020 ... credited with 11 tackles (4.0 for loss), 3.5 sacks and a forced fumble in only 119 snaps over seven games (one start) ... made season debut vs. No. 7 Miami ... added three tackles (0.5 for loss) at Georgia Tech ... recorded three tackles including his first sack of the season vs. Syracuse ... added a sack vs. Boston College, giving him a full sack in back-to-back games for the first time in his career ... made one tackle at No. 4 Notre Dame ... forced a fumble on a sack vs. Pitt ... had a half-sack among his two tackles at Virginia Tech.

2019: Third-team All-ACC selection ... credited with 31 tackles (8.0 for loss), 2.0 sacks, two pass breakups and a fumble recovery in 434 snaps in 12 games (eight starts) ... recorded four tackles (1.5 for loss) with a half-sack vs. Georgia Tech ... added two tackles including a half-sack vs. No. 12 Texas A&M ... made three tackles, including his first full sack of the season, at Syracuse ... contributed two tackles (one for loss) vs. Charlotte ... added five tackles and contributed to the game-winning stop on a two-point conversion attempt at North Carolina ... made one tackle and rushed for one yard on his first career rushing attempt vs. Florida State ... recorded a tackle and a fumble recovery at NC State ... posted two tackles, both for loss, vs. Wake Forest ... notched three tackles and a pass breakup vs. No. 22 Virginia in the ACC Championship Game ... registered six tackles (1.5 for loss) in the Fiesta Bowl against No. 2 Ohio State ... added two tackles vs. No. 1 LSU.

2018: Credited with 43 tackles (10.5 for loss), 3.5 sacks and two pass breakups in 304 snaps over 15 games ... first-team Freshman All-America selection by USA Today, ESPN.com, The Athletic and 247Sports ... made debut with three tackles (including one for loss) against Furman ... recorded first career sack vs. Georgia Southern ... collected team co-special teams player of the week honors against Georgia Tech after a devastating hit on the Yellow Jackets' only kickoff return of the day ... helped seal a comeback win against Syracuse, recording a highlight-reel sack and applying pressure throughout Syracuse's final desperation drive ... recorded two tackles for loss among his four total tackles at Wake Forest ... made five tackles, including 2.5 for loss, in only 25 snaps vs. No. 16 NC State ... collected two tackles for loss with one sack among his three tackles at Florida State ... added four tackles vs. Louisville ... contributed four tackles at No. 17 Boston College ... added three tackles vs. Duke ... made one tackle vs. South Carolina ... registered three tackles and a pass breakup in ACC Championship Game against Pitt ... made two tackles including an assisted tackle for loss vs. No. 3 Notre Dame in the Cotton Bowl ... contributed three tackles including a half-sack in the National Championship Game vs. No. 1 Alabama.

Before Clemson: No. 3 player in the nation by 247Sports, No. 4 player by ESPN and No. 5 player by PrepStars and Rivals ... No. 1 defensive end in the nation by 247Sports, ESPN, PrepStars and Rivals ... No. 1 player in Florida by 247Sports, ESPN, PrepStars and Rivals ... Anthony Munoz national lineman-of-the-year ... U.S. Army All-American Game participant ... played at IMG (Fla.) Academy as a senior after playing three seasons at Wilson High School (Florence, S.C.) ... helped IMG Academy to a 9-0 record and No. 2 national ranking by MaxPreps as a senior ... USA Today National Defensive Player-of-the-Year finalist ... invited to Nike's The Opening in 2017 ... had 34 tackles and eight tackles for loss as a sophomore ... had 70 tackles, 13 tackles for loss and nine sacks as a sophomore ... had 568 yards and eight touchdowns on 59 carries as a sophomore ... had 59 tackles, 21 tackles for loss, eight sacks and 21 quarterback pressures as a freshman ... teammate of fellow Tiger signee Mike Jones



VETERAN BIOS

Jr. ... coached by Kevin Wright at IMG Academy High School ... enrolled at Clemson in January 2018 ... recruited by Todd Bates, Danny Pearman and Brent Venables.

Personal: Born Dec. 20, 1999 ... earned degree in criminal justice in December 2020 in only three years ... pursuing graduate degree in athletic leadership.

X. THOMAS CAREER STATS

Year	G-S	Snaps	Hit	Ast	Tot	TFL	Sacks	Int	QP	PBU	CF-RF
2018	15-0	304	24	19	43	10.5-52	3.5-22	0-0	6	2	1-0
2019	12-8	434	17	14	31	8-32	2-8	0-0	7	2	0-1
2020	7-1	119	5	6	11	4-20	3.5-19	0-0	1	0	1-0
2021	12-10	476	21	6	27	5.5-40	3.5-36	0-0	17	1	2-0
Totals	46-19	1333	67	45	112	28-144	12.5-85	0-0	31	5	4-1



JEREMIAH TROTTER JR.

LB • 6-0 • 225 • SO. • 1VL
HAINESPORT, N.J.
ST. JOSEPH'S (PA.) PREPARATORY SCHOOL

TIGERS

Talented young linebacker and NFL legacy who enters 2022 following a true freshman 2021 season in which he notched 22 tackles (one for loss) and a sack while playing 59 defensive snaps and key special teams roles in 13 games.

2021: Credited with 22 tackles (one for loss) and one sack over 13 games including 59 defensive snaps ... ACC Honor Roll selection ... made Clemson debut on special teams vs. No. 5 Georgia ... added five tackles and his first career sack vs. SC State ... made one special teams tackle at Syracuse and at No. 23 Pitt ... added another special team stop at Louisville ... contributed four tackles vs. UConn ... made one tackle vs. No. 13 Wake Forest ... added three tackles including the final stop on the Clemson three-year line to preserve a shutout at South Carolina ... closed the year with six tackles against Iowa State.

Before Clemson: Rated as the No. 7 overall player in the nation by ESPN.com, including ranks as the nation's No. 1 linebacker and the top player in Pennsylvania ... ranked No. 30 by 247Sports, including being listed as the country's top inside linebacker and the second-best player in Pennsylvania ... ranked No. 106 by Rivals.com ... five-star prospect according to ESPN.com ... PrepStar five-star recruit and Top 150 Dream Team selection who ranked as the nation's No. 23 recruit, including as the No. 1 linebacker prospect and No. 1 player in Pennsylvania ... Clemson's highest-rated player in the 2021 class by ESPN.com and its second-highest by 247Sports ... invited to play in both the Under Armour All-America Game and the All-American Bowl ... helped lead St. Joseph's to a No. 3 national ranking according to USA Today ... helped team win two straight 6A state championships, including 2020, when the team won its championship game, 62-13 ... missed nine games as a junior with a broken arm ... committed to Clemson on Sept. 7, 2019 ... recruited by Mike Reed and Brent Venables ... Trotter Jr. played for Tim Roken at St. Joseph's Prep.

Personal: Financial management major ... enrolled at Clemson in January 2021 ... completed a microinternship with Cisco in spring 2022 ... wore No. 54 in high school, the same number as his father, Jeremiah Trotter, Sr., a four-time Pro Bowler who played 12 NFL seasons for the Eagles, Redskins and Buccaneers from 1998-2009 ... born Dec. 24, 2002.

J. TROTTER CAREER STATS

Year	G-S	Snaps	Hit	Ast	Tot	TFL	Sacks	Int	QP	PBU	CF-RF
2021	13-0	59	14	8	22	1-2	1-2	0-0	0	0	0-0



MASON TROTTER

OL • 6-2 • 285 • *JR. • 2VL
ROEBUCK, S.C.
DORMAN HS

TIGERS

Versatile interior lineman who enters 2022 having played 643 career snaps over 20 games (seven starts).

2021: Started all seven games in which he appeared, playing 450 snaps ... did not play in the first five games of the season while healing from a hand injury ... made 2021 season debut at Syracuse, making his first career start and playing 77 snaps at center in a Friday night win ... played 62 snaps at No. 23 Pitt ... played 28 snaps and helped pave the way for some of Will Shipley's 128 rushing yards in a comeback win vs. Florida State ... played all 70 snaps at Louisville as Clemson recorded a

fourth-quarter comeback win in back-to-back weeks for the first time since 1974 ... played 77 of Clemson's 100 plays in helping the Tigers exceed 300 passing yards vs. UConn ... played 75 snaps vs. No. 13 Wake Forest as Clemson's offensive line shared team offensive players of the game honors with Kobe Pace after the Tigers produced season highs in total yards (543) and rushing yards (333) while allowing zero sacks ... played 64 snaps at South Carolina in helping Clemson both exceed 250 rushing yards and allow zero sacks in a second straight game.

2020: Played 147 snaps over nine games as a key reserve ... played three snaps vs. Virginia ... played nine snaps vs. No. 7 Miami ... played 31 snaps at Georgia Tech ... played 15 snaps vs. Syracuse ... played 46 snaps in helping DJ Uiagalelei throw for 439 yards in a double-overtime contest at No. 4 Notre Dame ... played 23 snaps vs. Pitt, helping protect Trevor Lawrence during his 403-yard passing performance ... played eight snaps at Virginia Tech ... played five snaps in ACC Championship Game vs. No. 2 Notre Dame ... played seven snaps in Sugar Bowl vs. No. 3 Ohio State.

2019: Played 46 snaps over four games while redshirting ... played four snaps in collegiate debut vs. Georgia Tech ... played nine snaps vs. Charlotte ... played 14 snaps vs. Boston College ... played 19 snaps in helping Clemson to 702 yards of offense vs. Wofford.

Before Clemson: Three-year starter who started 41 career games for Dorman ... two-time all-area selection by the Herald-Journal, helping his team to back-to-back Region II-AA titles ... earned second-team all-state honors from USA Today ... guided team to an 11-2 record and a berth in the third round of the SCHSL AAAA playoffs as a senior in 2018 ... credited with a team-high 27 pancake blocks that year in helping his starting running back produce 1,720 yards and 19 touchdowns ... as a junior in 2017, recorded 28 pancake blocks and led an offensive line that helped produce three 1,000-yard rushers en route to a state championship berth ... ranked among the top 75 recruits in South Carolina according to 247Sports ... participated in the Shrine Bowl ... played for coach David Gutshall at Dorman ... high school teammate of Clemson quarterback Ben Batson and offensive lineman Jordan McFadden ... primary Clemson recruits were Robbie Caldwell and Jeff Scott.

Personal: Born Jan. 16, 2001 ... financial management major ... two-time ACC Honor Roll selection (2019 and 2021) ... completed a microinternship with Northwestern Mutual in spring 2022.

M. TROTTER CAREER STATS

Year	G-S	Snaps
2019	4-0	46
2020	9-0	147
2021	7-7	450
Totals	20-7	643



BRYN TUCKER

OL • 6-3 • 320 • *SO. • 1VL
KNOXVILLE, TENN.
KNOXVILLE CATHOLIC HS

TIGERS

Enters his third year in the program in 2022 having played 79 snaps over nine games.

2021: Played 68 snaps over six games ... ACC Honor Roll selection ... played 15 snaps vs. SC State as Clemson exceeded both 200 rushing yards and 200 passing yards ... played 48 of Clemson's 100 plays in helping the Tigers exceed 300 passing yards vs. UConn ... played three snaps at South Carolina.

2020: Played 11 snaps over three games as a true freshman ... played three snaps in collegiate debut at Wake Forest ... played four snaps in Clemson's shutout win vs. The Citadel ... played four snaps vs. Pittsburgh.

Before Clemson: Played for Steve Matthews at Knoxville Catholic High in Knoxville, Tenn., the same school that produced Clemson receiver Amari Rodgers ... was a consensus four-star offensive lineman ... graded out at 85 percent from his offensive tackle position in 2019 ... three-time all-state selection ... 5A Region Offensive Lineman of the Year ... a four-time All-Region selection ... played on state championship team in 2017 ... at the time of his signing, ranked as the No. 132 overall player in the nation, the fourth-best offensive tackle and the fifth-best player in Tennessee by ESPN.com ... rated as the No. 188 overall player, 10th-best offensive tackle and ninth-best player in Tennessee by PrepStar ... ranked as the No. 207 overall player in the nation by Rivals.com, which also listed him as the No. 8 offensive tackle and No. 7 player in the state of Tennessee ... selected to Under Armour All-America Game ... committed to Clemson on March 14, 2019 ... recruited to Clemson by Robbie Caldwell.

Personal: Born Sept. 10, 2001 ... enrolled at Clemson in January 2020 ... criminal justice major ... name pronounced BRINE.

TUCKER CAREER STATS

Year	G-S	Snaps
2020	3-0	11
2021	6-0	68
Totals	9-0	79



DJ UIAGALELEI

QB • 6-4 • 250 • JR. • 2VL
INLAND EMPIRE, CALIF.
ST. JOHN BOSCO HS

TIGERS

Cannon-armed passer who enters 2022 having completed 286-of-491 passes for 3,160 yards with 14 touchdowns and 10 interceptions in 1,097 snaps over 23 games (15 starts) ... also finished 2021 credited with 133 carries for 368 yards and eight rushing touchdowns.

2021: Completed 208-of-374 passes for 2,246 yards with nine touchdowns over 862 snaps in 13 games (all starts), finishing the season as one of only four offensive or defensive players to start every game for Clemson ... also rushed 105 times for 308 yards with four touchdowns ... his 862 snaps were the most in a season by a Clemson quarterback since 2017 (Kelly Bryant, 886) ... All-ACC Academic Team selection ... completed 19-of-37 passes for 178 yards with one interception vs. No. 5 Georgia ... completed 14-of-24 passes for 171 yards with one touchdown and one interception vs. SC State, also adding five rushing attempts for 23 yards with a career-high-tying two rushing touchdowns ... completed 18-of-25 passes for 126 yards and also recorded a career-high 46 rushing yards on eight carries vs. Georgia Tech ... completed 12-of-26 passes for 111 yards with two touchdowns and one interception at NC State, also leading the team in rushing with 63 yards on nine carries including a career-long 37-yard rush in the fourth quarter ... completed 13-of-28 passes for 207 yards and rushed for 50 yards on 12 carries vs. Boston College ... completed a season-high 21-of-34 passes for 181 yards with one touchdown and no interceptions at Syracuse ... completed 12-of-25 passes for 128 yards and rushed eight times for 50 yards with a rushing touchdown at No. 23 Pitt ... completed 19-of-31 passes for 189 yards with a touchdown and an interception and helped Clemson overcome a three-point fourth-quarter deficit in a win vs. Florida State ... completed 18-of-30 passes for 220 yards with two passing touchdowns and no interceptions for a season-high 143.6 pass efficiency rating at Louisville, also adding the late go-ahead rushing touchdown in a comeback win ... completed 21-of-44 passes for 241 yards with one touchdown and one interception vs. UConn ... completed 11-of-19 passes for 208 yards with one touchdown and one interception and added 30 yards on eight rushing attempts vs. No. 13 Wake Forest ... completed 9-of-19 passes for 99 yards and rushed five times for 33 yards at South Carolina, becoming the fourth straight Clemson quarterback — and 23rd Clemson quarterback since 1954 — to win his starting debut in the rivalry ... completed 21-of-32 passes for 187 yards in leading Clemson to a Cheez-It Bowl win vs. Iowa State.

2020: Completed 78-of-117 passes for 914 yards with five touchdowns and no interceptions in 235 snaps over 10 games (two starts), while also adding four rushing touchdowns amid his 28 carries for 60 yards ... his 146.4 pass efficiency rating was fifth-best by an ACC freshman quarterback since 2002 (min. 100 passes), trailing only Clemson's Deshaun Watson (188.6 in 2014), Florida State's Jameis Winston (184.8 in 2013), North Carolina's Sam Howell (160.2 in 2019) and Clemson's Trevor Lawrence (157.6 in 2018) ... became only the second FBS player since 2000 to throw at least 115 passes and record at least five passing touchdowns and no interceptions (Georgia Southern's Shai Werts in 2018) ... joined Steve Fuller, Willie Jordan, Patrick Sapp, Nealson Greene, Deshaun Watson and Trevor Lawrence to become the seventh true freshmen ever to start a game for Clemson at quarterback, joining Watson and Lawrence as the only true freshmen to win their starting debuts ... made collegiate debut at Wake Forest, completing 2-of-3 passes for 16 yards and rushing once for three yards ... completed 8-of-11 passes for 75 yards and rushed three times for seven yards with two touchdowns vs. The Citadel, becoming the first freshman quarterback at Clemson with two rushing touchdowns in a game since Kelly Bryant at Miami in 2015 ... rushed twice for five yards and completed a pass vs. Virginia ... rushed for 17 yards vs. No. 7 Miami ... available but held out as a precaution at Georgia Tech ... went 1-for-3 for 11 yards vs. Syracuse ... made his first career start vs. Boston College and completed 30-of-41 passes for 342 yards with two passing touchdowns and no

VETERAN BIOS

interceptions while also rushing six times for 25 yards with a rushing touchdown ... led Clemson to the largest comeback in Memorial Stadium history (18 points) in that game, earning ACC Rookie of the Week honors and sharing team offensive player of the game honors ... with that performance against Boston College, joined Deshaun Watson and Trevor Lawrence as the only true freshmen in Clemson history to win their starting debuts, and his 342 passing yards were the third-most by a Clemson freshman (true or redshirt) in his starting debut, trailing Watson's 435 yards against North Carolina in 2014 and Charlie Whitehurst's 420 yards against Duke in 2002 ... earned ACC Rookie of the Week for a second straight week and shared team offensive player of the game honors after completing 29-of-44 passes for a career-high 439 yards with two passing touchdowns at No. 4 Notre Dame while also adding a rushing touchdown ... his 439 passing yards at Notre Dame were the third-most in a game in school history and broke the school freshman record of 435, set by Deshaun Watson against North Carolina in 2014 ... the 439 passing yards at Notre Dame were also most ever thrown against the Irish by an opposing quarterback, breaking the mark of 425 held by USC's Carson Palmer in 2002 ... completed 7-of-12 passes for 31 yards and a touchdown vs. Pitt ... played one snap at Virginia Tech, a handoff to Darien Rencher that resulted in a 50-yard touchdown.

Before Clemson: Played for Jason Negro at St. John Bosco High in Bellflower, Calif., and was listed as the top player in the nation by PrepStar at the time of his signing and ranked second according to Rivals.com behind Clemson signee and classmate Bryan Bresee ... was the top quarterback in the nation according to Rivals.com and PrepStar ... named a USA Today All-American after leading his team to No. 1 ranking by MaxPreps and USA Today after guiding them to a 7A state championship in California ... played in the U.S. Army All-American Bowl ... National Offensive Player of the Year and first-team All-American by USA Today in 2018 as a junior ... threw for 10,496 yards in his high school career and had 127 career touchdowns against just 11 interceptions ... completed 585-of-871 passes for a 66 percent completion mark ... averaged 18 yards per completion ... also rushed for 1,103 yards and 18 touchdowns in his career, a 6.1 yard-per-carry average ... ranked as the No. 1 overall player in the nation, the best quarterback and best player in California by PrepStar ... ranked as the No. 2 overall player in the nation by Rivals.com, which also called him the top quarterback and top player in California ... 247Sports ranked him the No. 2 overall player in the nation, the top pro-style quarterback and top player from California ... led his team to a 13-1 record and state championship in 2019 going 24-of-29 for 410 yards and four touchdowns while also gaining 67 rushing yards on just five carries with another touchdown on the ground ... completed 222-of-344 passes for 4,225 yards and 48 touchdowns against just two interceptions in 2019, averaging 19 yards per completion and 12.3 yards per attempt ... added 412 yards rushing and eight touchdowns ... as a junior in 2018, led team to a 13-1 record and completed 179-of-257 passes for 3,366 yards and 48 touchdowns against just seven interceptions on the year and added 50 carries for 312 yards and six rushing touchdowns ... as a sophomore in 2017, completed 184-of-270 for 2,905 yards and 31 touchdowns against just two interceptions ... posted 67 rushes for 379 yards and four touchdowns that year ... committed to Clemson on May 5, 2019 ... recruited to Clemson by Brandon Streeter.

Personal: Born April 17, 2001 ... enrolled at Clemson in January 2020 ... communication major ... two-time ACC Honor Roll selection (2020-21) ... name pronounced ooh-ee-AHN-guh-luh-lay.

UIAGALELEI CAREER STATS

Passing												
Year	G-S	Snaps	C-A-I	Yds	TD	LG	Pct	Y/A	Y/C	Y/G	Eff	
2020	10-2	235	78-117-0	914	5	53	66.7	7.8	11.7	9.1	147.3	
2021	13-13	862	208-374-10	2246	9	58	55.6	6.0	10.8	172.8	108.7	
Totals	23-15	1097	286-491-10	3160	14	58	58.2	6.4	11.0	137.4	117.6	

Rushing & Total Offense												
Year	Car	Yds	Y/C	Y/G	TD	LG	PL	Tot	TDR	Y/G		
2020	28	60	2.1	6.0	4	30	145	974	9	9.7		
2021	105	308	2.9	23.7	4	37	479	2554	13	196.5		
Totals	133	368	2.8	16.0	8	37	624	3528	22	153.4		



TYLER VENABLES

S • 5-10 • 200 • JR. • 2VL
CLEMSON, S.C.
D.W. DANIEL HS

Enters 2022 after being credited with 61 tackles (4.5 for loss), a sack, an in-

terception and six pass breakups in 476 snaps over 24 games (two starts) in his first two seasons at Clemson.

2021: Credited with 33 tackles (1.5 for loss), three pass breakups, one sack and one interception over 262 snaps in 12 games (two starts) ... made three tackles vs. SC State ... credited with three tackles including a special teams stop vs. Georgia Tech ... contributed two tackles at NC State ... posted five tackles (0.5 for loss) and a pass breakup vs. Boston College ... recorded five tackles and added both his first career sack and first career interception at Syracuse ... added four tackles and a pass breakup at No. 23 Pitt ... notched three tackles vs. Florida State ... made two tackles vs. UConn ... contributed three tackles and a pass breakup vs. No. 13 Wake Forest ... recorded two tackles at South Carolina ... made one tackle vs. Iowa State.


2020: Credited with 28 tackles (3.0 for loss) and three pass breakups in 214 snaps over 12 games ... made collegiate debut at Wake Forest ... posted a tackle for loss and a pass breakup vs. The Citadel ... broke up a pass vs. Virginia ... recorded a tackle and a pass breakup vs. No. 7 Miami ... added two tackles at Georgia Tech ... credited with a team-high eight tackles vs. Syracuse ... registered one tackle vs. Boston College ... added two tackles at No. 4 Notre Dame ... made three tackles vs. Pitt ... recorded one tackle at Virginia Tech and in Sugar Bowl vs. No. 3 Ohio State.

Before Clemson: Played for Jeff Fruster at Daniel High School in Central, S.C. ... ranked as the school's career passing yardage leader with 6,927 yards ... totaled 73 touchdown passes and 38 rushing touchdowns in three years as a quarterback ... helped Daniel to an 11-1 record and the third round of the state playoffs as starting quarterback in 2019 ... set school record for passing yards in a season with 3,281 as a senior, completing 253-of-374 passes ... posted four straight 300-yard passing games at three straight five-touchdown games at various points ... recorded 48 combined touchdowns rushing and passing ... was also starter on defense, contributing 75 tackles, seven tackles for loss and four interceptions in 2019 ... named all-state as a defensive back in 2019 ... named Offensive Player of the Year for the region and was a first-team all-region honoree ... Mr. Football nominee in the state of South Carolina ... first-team all-region and was Player of the Year for the area in 2018 as a junior ... second-team USA Today All-State selection that year ... threw for 3,006 yards and rushed for 890 as a junior when he helped Daniel to an 11-2 record ... completed 243-for-364 passes that year with 26 touchdown passes and just four interceptions ... added 163 rushes for 890 yards and 28 rushing touchdowns to finish with 54 combined touchdowns rushing and passing ... Shrine Bowl selection ... committed to Clemson on June 2, 2019 ... recruited to Clemson by Brent Venables and Mickey Conn.

Personal: Born Feb. 22, 2002 ... political science major ... completed a microinternship with LyonJay in Greenville in spring 2022 ... enrolled at Clemson in January 2020 ... son of former Clemson Defensive Coordinator and current Oklahoma Head Coach Brent Venables and brother of former Clemson linebacker Jake Venables ... his father played college football at Kansas State ... signed with Clemson on Dec. 18, his father's birthday ... played at the same high school that produced Clemson All-Americans DeAndre Hopkins, Shaq Lawson and Kyle Young.

VENABLES CAREER STATS

Year	G-S	Snaps	Hit	Ast	Tot	TFL	Sacks	Int	QP	PBU	CF-RF
2020	12-0	214	17	11	28	3-6	0-0	0-0	0	3	0-0
2021	12-2	262	20	13	33	1.5-3	1-3	1-7	0	3	0-0
Totals	24-2	476	37	24	61	4.5-9	1-3	1-7	0	6	0-0



JONATHAN WEITZ

PK • 5-11 • 190 • ^JR. • SQ
CHARLESTON, S.C.
PORTER-GAUD SCHOOL

Walk-on who enters 2022 having previously appeared in six career games, including a 2-for-2 mark on PATs and a 56.0-yard average on 10 career kickoffs.

2021: Kicked in two games ... made season debut on kickoffs vs. South Carolina State ... hit his lone PAT vs. UConn.

2020: Scored first career point on a PAT vs. The Citadel.


2019: Kicked off five times in three games while redshirting ... made collegiate debut on a fourth quarter kickoff vs. Georgia Tech ... kicked off twice each vs. Charlotte and vs. Wofford.

Before Clemson: Completed his prep career at Porter-Gaud School.

Personal: Born Nov. 20, 2000 ... earned degree in financial management in May 2022 ... completed a microinternship at Segars Ranch in Montana in spring 2022 ... three-time ACC Honor Roll selection (2019-21).

WEITZ CAREER STATS

Year	G-S	11-29	30-39	40-49	50+	Total	HB	LG	PAT	Pts
2019	3-0	0-0	0-0	0-0	0-0	0-0	0	---	0-0	0
2020	1-0	0-0	0-0	0-0	0-0	0-0	0	---	1-1	1
2021	2-0	0-0	0-0	0-0	0-0	0-0	0	---	1-1	1
Totals	6-0	0-0	0-0	0-0	0-0	0-0	0	---	2-2	2



NATE WIGGINS

CB • 6-2 • 180 • SO. • 1VL
ATLANTA, GA.
WESTLAKE HS

Athletic corner who recorded three tackles and three pass breakups over

130 snaps in 11 games as a true freshman in 2021.

2021: Credited with three tackles and three pass breakups in 130 snaps over 11 games ... ACC Honor Roll selection ... made Clemson debut on special teams vs. No. 5 Georgia ... credited with two tackles vs. SC State ... broke up a pass at Syracuse ... had one tackle vs. Florida State ... contributed a pass breakup vs. UConn and again the following week vs. No. 13 Wake Forest.

Before Clemson: Ranked as a four-star recruit by all major services ... ranked as the No. 75 overall player in the nation by 247Sports, which also had him as the sixth-best cornerback in the nation and the ninth-best overall player in Georgia ... ranked No. 149 overall by Rivals.com, the 12th-best cornerback in the nation and 13th-best player in talent-rich Georgia ... ESPN.com ranked him No. 225 overall, as well as the 15th-best cornerback and 25th-best player in Georgia ... PrepStar Top 150 Dream Team selection who ranked as the No. 112 overall player in the nation, including the eighth-best cornerback and 11th-best player in Georgia ... in the first nine games he played at Westlake High School in Atlanta in 2020, he was very productive on offense despite limited appearances on that side of the ball ... had a 71-yard rush for a touchdown, had one kickoff return for 75 yards and had 11 receptions for 323 yards and four touchdowns...averaging 29.4 yards per reception ... played at Grady High School in 2018 and 2019 ... also played basketball at Grady ... had 18 receptions for 262 yards and two scores in 2018 ... selected for All-American Bowl ... had two career interception returns for touchdowns, including one of 100 yards ... committed to Clemson on Dec. 12, 2020 after originally committing to LSU prior to the 2020 season ... recruited by Mike Reed ... played for Bobby May at Westlake High School, the same high school that produced former Clemson cornerback and 2020 first-round pick A.J. Terrell and fellow 2021 signee Dacarri Collins.

Personal: Sociology major ... enrolled at Clemson in January 2021 ... born Aug. 28, 2003.

WIGGINS CAREER STATS

Year	G-S	Snaps	Hit	Ast	Tot	TFL	Sacks	Int	QP	PBU	CF-RF
2021	11-0	130	2	1	3	0-0	0-0	0-0	0	3	0-0



BILLY WILES

QB • 6-3 • 215 • *FR. • RS
ASHBURN, VA.
STONE BRIDGE HS

Originally joined Clemson as a walk-on in 2021 before being placed on scholarship for 2022 ... went 2-for-4 for 31 yards and a touchdown in 11 snaps as a true freshman in 2021.

2021: Played 11 snaps in his lone appearance of the season ... ACC Honor Roll selection ... made his Clemson debut vs. UConn, completing 2-of-4 passes for 31 yards including a 25-yard touchdown pass to Jake Briningstool.

Before Clemson: Led Stone Bridge High School to a state title in the spring of 2021 ... the final throw of his prep career was a 16-yard walk-off touchdown pass in overtime to defeat Highland Springs for the state championship.

Personal: Born June 26 ... majoring in construction sciences and management ... chose to walk-on at Clemson despite scholarship offers from Tulane, Old Dominion, Harvard and Bucknell.


WILES CAREER STATS

Passing												
Year	G-S	Snaps	C-A-I	Yds	TD	LG	Pct	Y/A	Y/C	Y/G	Eff	
2021	1-0	11	2-4-0	31	1	25	50.0	7.8	15.5	31.0	197.6	

Rushing & Total Offense												
Year	Car	Yds	Y/C	Y/G	TD	LG	PL	Tot	TDR	Y/G		
2021	1	2	2.0	2.0	0	2	5	33	1	33.0		



VETERAN BIOS



E.J. WILLIAMS

WR • 6-3 • 195 • JR. • 2VL
PHENIX CITY, ALA.
CENTRAL HS

TIGERS

6

Enters 2022 with 33 catches for 372 yards and two touchdowns in 646 snaps over 20 games (six starts).

2021: Recorded nine receptions for 66 yards over 250 snaps in eight games (two starts) ... caught one pass vs. No. 5 Georgia ... added a 10-yard reception vs. SC State ... made a special teams tackle at NC State ... recorded three catches for 30 yards vs. Boston College ... caught two passes for eight yards vs. Florida State ... had a seven-yard reception at Louisville ... caught an 11-yard pass vs. UConn.

2020: Posted 306 yards on 24 receptions, both fifth on the team, adding two touchdown catches in 396 snaps over 12 games (four starts) ... caught a six-yard pass in his collegiate debut at Wake Forest ... tied for team lead with three receptions vs. The Citadel, gaining 58 yards ... caught one pass vs. No. 7 Miami ... gained 29 yards on two receptions at Georgia Tech ... caught two passes for 22 yards vs. Syracuse ... gained 24 yards on two receptions vs. Boston College ... caught an eight-yard pass at No. 4 Notre Dame ... recorded his first career touchdown reception amidst a three-catch, 38-yard day vs. Pitt ... posted career highs with four receptions for 80 yards in ACC Championship Game vs. No. 2 Notre Dame, including a 33-yard touchdown catch and a highlight-reel one-handed grab ... had five catches for 45 yards in Sugar Bowl vs. No. 3 Ohio State.

Before Clemson: Played for Jamey DuBose at Central High School in Phenix City, Ala. ... over his final two years, recorded 84 catches for 1,407 yards and 19 touchdowns ... had 44 receptions for 739 yards and 11 touchdowns as a senior while helping his team to a 12-2 overall record ... first-team all-region, All-OA News, All-Bi-City as a junior and senior ... had 40 receptions for 668 yards and eight touchdowns as a junior ... averaged 16.8 yards per catch and a touchdown every 4.4 receptions in that span ... selected to the Under Armour All-America Game ... during early signing period, listed the No. 98 overall player in the nation by 247Sports, which also ranked him as the fourth-best player in Alabama ... ranked No. 112 overall and fourth-best player in Alabama by PrepStar ... ESPN.com ranked Williams as the No. 124 overall player in the nation and sixth-best player in Alabama ... listed No. 132 overall by Rivals.com, the fourth-best player in Alabama ... MVP for the Alabama team in the Alabama-Mississippi All-Star game on Dec. 14, posting six catches for 98 receiving yards in the game ... recruited to Clemson by Todd Bates and Jeff Scott ... committed to Clemson on Aug. 24, 2019.

Personal: Born Nov. 14, 2001 ... enrolled at Clemson in January 2020 ... sports communication major ... played at same high school as former Tiger wide receiver Justin Ross and safety Ray Thornton III ... his sister, Kahlia Lawrence, was a 2018 draft pick by the WNBA's Minnesota Lynx ... wore No. 39 on Military Appreciation Day in 2020 to honor his father, Sgt. 1st Class Eddie Williams, Sr., who passed away at age 39 in 2010 after 18 years of service in the U.S. Army.

E. WILLIAMS CAREER STATS

Year	G-S	Snaps	Rec	Yds	Avg	TD	LG
2020	12-4	396	24	306	12.8	2	38
2021	8-2	250	9	66	7.3	0	17
Totals	20-6	646	33	372	11.3	2	38



GREG WILLIAMS

DE • 6-4 • 260 • *JR. • 2VL
SWANSEA, S.C.
SWANSEA HS

TIGERS

99

Enters 2022 credited with 14 tackles (2.0 for loss), a sack and a pass breakup in 137 snaps over 15 career games.

2021: Credited with six tackles (0.5 for loss) and a pass breakup in 56 defensive snaps over four games ... contributed two tackles vs. SC State ... split a tackle for loss vs. UConn ... made one tackle vs. No. 13 Wake Forest ... recorded two tackles and a pass breakup at South Carolina ... ACC Honor Roll selection.

2020: Credited with seven tackles (1.0 for loss) and a sack in 67 defensive snaps over seven games ... had a career day vs. The Citadel, tying for the team lead with six tackles including his first career sack ... added one tackle at Virginia Tech.


2019: Played 14 defensive snaps in four games while red-shirting ... made collegiate debut vs. Charlotte ... saw action vs. Wofford ... split a tackle for loss vs. Wake Forest.

Before Clemson: One of the top linebackers in South Carolina who played in the Shrine Bowl for South Carolina in 2018 ... four-year starter at Swansea ... played inside linebacker in 2017 and outside linebacker in 2018 ... ranked as the eighth-best overall player in state of South Carolina by ESPN.com ... listed 12th in the state by Rivals.com and 16th by 247Sports ... had 78 tackles with a sack, two forced fumbles and three interceptions as a senior in 2018 ... named the Region 5 Defensive Player of the Year ... All-Region 5 AAA All-Region in football and basketball in 2017-18 academic year ... the basketball team won the Region 5 AAA Championship in 2017-18 ... had outstanding junior year in 2017 when he had 103 tackles ... comes to Clemson from Swansea, S.C., the same hometown that sent Bryant McNeal to the Tigers between 1999-2002 ... wore No. 4 for Swansea ... played at Swansea High School for first-year coach Eric Pack ... primary Clemson recruiters were Brandon Streeter and Brent Venables ... committed to Clemson on June 21, 2018.

Personal: Born Feb. 22, 2001 ... majoring in criminal justice.

G. WILLIAMS CAREER STATS

Year	G-S	Snaps	Hit	Ast	Tot	TFL	Sacks	Int	QP	PBU	CF-RF
2019	4-0	14	0	1	1	0.5-1	0-0	0-0	0	0	0-0
2020	7-0	67	4	3	7	1-7	1-7	0-0	2	0	0-0
2021	4-0	56	4	2	6	0.5-2	0-0	0-0	2	1	0-0
Totals	15-0	137	8	6	14	2-10	1-7	0-0	4	1	0-0



JOHN WILLIAMS

OL • 6-4 • 300 • *SO. • SQ
CANTON, GA.
CREEKVIEW HS

TIGERS

76

Enters 2022 after playing seven snaps over two games as a true freshman in 2020 before missing the 2021 season with an injury.

2021: Suffered a season-ending injury in fall camp.

2020: Played seven snaps over two games ... played three snaps in collegiate debut at Wake Forest ... played four snaps in Clemson's shutout win vs. The Citadel.

Before Clemson: Played for Trevor Williams at Creekview High in Canton, Ga. ... two-time first-team all-state offensive tackle ... played along the offensive line his entire career, but did see some time in the defensive line in short-yardage situations ... three-year starter who played for three different head coaches ... helped team to 7-4 record his senior year when he was an all-state, all-area and all-conference honoree ... named all-state by Georgia Public Broadcasting, a team that includes all levels of high school football ... named all-state by the Atlanta Journal Constitution and MaxPreps for his junior year when he helped Creekview to a 12-1 record and a trip to the Elite Eight of the 6A playoffs ... two-time first-team all-region selection who was a second-team honoree as a sophomore ... Committed to Clemson on Sept. 1, 2018 ... recruited to Clemson by Brandon Streeter and Robbie Caldwell.

Personal: Born March 17, 2002 ... health science major ... two-time ACC Honor Roll selection (2020-21) ... completed a microinternship with Cisco in spring 2022 ... enrolled at Clemson in June 2020.

J. WILLIAMS CAREER STATS

Year	G-S	Snaps
2020	2-0	7



TRÉ WILLIAMS

DT • 6-2 • 300 • *SO. • 1VL
WINDSOR, CONN.
ST. JOHN'S COLLEGE (D.C.) HS

TIGERS

8

Enters 2022 with 17 tackles (5.0 for loss) and a sack over 257 snaps in 13 career games (one start).

2021: Battled through injuries to his foot and both shoulders to play 243 snaps over 11 games (one start) and finish the year credited with 13 tackles (4.0 for loss) and one sack ... made one tackle vs. No. 5 Georgia ... added a tackle for loss vs. SC State ... credited with three tackles (0.5 for loss) vs. Georgia Tech ... contributed a tackle at NC State ... added two tackles with a half-sack vs. Boston College ... notched another half-sack at Syracuse

... contributed three tackles (one for loss) at No. 23 Pittsburgh ... recorded a half-sack vs. UConn, his home-state team.

2020: Played 14 snaps over two games prior to a season-ending injury ... made collegiate debut at Wake Forest ... contributed four tackles (one for loss) at Georgia Tech.

Before Clemson: Played 2018 and 2019 seasons for Joe Casamento at St. John's College High in Washington, D.C. ... helped St. John's College High School go 9-1 in 2018 and rank 20th in the nation (second in the Washington, D.C. area) by MaxPreps ... named to the MaxPreps Junior All-American team after the 2018 season ... was a MaxPreps first-team preseason All-American for 2019 ... helped team to 9-1 record in 2018 and top-20 national rank as a starting defensive tackle ... during early signing period, ranked as the No. 39 overall player in the nation by ESPN.com, which also listed him as the fourth-best defensive tackle and third-best player in Maryland ... 247Sports ranked Williams as the 57th-best player in the nation, the seventh-best defensive tackle and third-best player in Washington, D.C. ... PrepStar ranked Williams as No. 67 player in the nation, fourth-best defensive tackle and third-best player in Washington, D.C. ... Rivals listed him as the No. 206 overall player in the nation, 16th-best defensive tackle and third-best player in Washington D.C. area ... selected to participate in the Under Armour All-America Game ... committed to Clemson on Jan. 26, 2019 ... recruited to Clemson by Mike Reed and Todd Bates.

Personal: Born Oct. 22, 2001 ... sociology major ... enrolled at Clemson in June 2020.

T. WILLIAMS CAREER STATS

Year	G-S	Snaps	Hit	Ast	Tot	TFL	Sacks	Int	QP	PBU	CF-RF
2020	2-0	14	3	1	4	1-3	0-0	0-0	0	0	0-0
2021	11-1	243	5	8	13	4-15	1-10	0-0	7	0	0-0
Totals	13-1	257	8	9	17	5-18	1-10	0-0	7	0	0-0



LANNDEN ZANDERS

S • 6-1 • 210 • *JR. • 2VL
SHELBY, N.C.
CREST HS

TIGERS

36

Enters 2022 credited with 57 tackles (5.0 for loss), 3.0 sacks and four pass

breakups in 511 defensive snaps over 25 games (10 starts).

2021: Made two tackles but suffered a season-ending shoulder injury vs. No. 5 Georgia.

2020: Had 34 tackles (2.5 for loss), three pass breakups, a caused fumble and a sack in 394 snaps over 10 games (nine starts) ... made first career start at Wake Forest and had six tackles (one for loss) ... had two tackles and two pass breakups vs. Virginia ... had four tackles (0.5 for loss) and a pass breakup vs. No. 7 Miami ... had four tackles vs. Syracuse ... had a 12-yard sack among his three tackles vs. Boston College ... had two tackles at No. 4 Notre Dame ... missed several weeks but returned to add four tackles in ACC Championship Game vs. No. 2 Notre Dame ... added five tackles in Sugar Bowl vs. No. 3 Ohio State.

2019: Credited with 21 tackles (2.5 for loss), 2.0 sacks and a pass breakup in 112 defensive snaps over 14 games ... made collegiate debut vs. Georgia Tech, making two tackles (0.5 for loss) ... recorded four tackles at Syracuse ... added an eight-yard sack vs. Charlotte ... credited by the coaching staff with two tackles and a pass breakup vs. Florida State ... posted two tackles vs. Boston College ... recorded four tackles vs. Wofford ... added two tackles including a sack at NC State ... credited with three tackles vs. Wake Forest ... contributed a tackle vs. No. 22 Virginia in the ACC Championship Game.

Before Clemson: Ranked as 24th-best player in North Carolina by ESPN.com ... had 51 tackles and five interceptions as a starting safety in 2018 ... returned two of his five interceptions for touchdowns ... had a fumble return and 175 yards rushing and a touchdown ... as a receiver, had 545 receiving yards and eight touchdowns ... first-team all-conference ... team finished 9-4 in 2018 ... in 2017, had 54 tackles and six interceptions to go with seven tackles for loss ... had five receiving touchdowns on 24 catches for 363 yards ... averaged 15 yards per catch ... coached by Nicholas Eddins ... Clemson recruiter was Mickey Conn ... comes to Clemson from same school that produced former Tiger Justin Foster, as well as former ACC basketball great David Thompson ... committed to Clemson on April 4, 2018 ... enrolled at Clemson in January 2019.

Personal: Born June 19, 2001 ... majoring in sociology.

ZANDERS CAREER STATS

Year	G-S	Snaps	Hit	Ast	Tot	TFL	Sacks	Int	QP	PBU	CF-RF
2019	14-0	112	15	6	21	2.5-23	2-22	0-0	1	1	0-0
2020	10-9	394	20	14	34	2.5-14	1-12	0-0	5	3	1-0
2021	1-0	5	2	0	2	0-0	0-0	0-0	0	0	0-0
Totals	25-9	511	37	20	57	5-37	3-34	0-0	6	4	1-0

ROOKIE BIOS



KEITH ADAMS JR.

RB • 5-10 • 200 • FR. • HS
ST. GEORGE, UTAH
PINE VIEW HS

TIGERS

19 Prolific running back and Clemson legacy who ended his prep career in Utah.

Before Clemson: Earned first-team all-state and all-region honors in 2021 after rushing for 1,376 yards and 22 touchdowns on 219 carries as a senior ... also added 217 yards and a touchdown on 17 receptions ... helped Pine View to a UHSAA/Mountain America state semifinal appearance, upsetting two higher-seeded teams (including the state's top seed) en route to the final four ... named as the top running back in the Washington County area and one of the top three backs in Class 4A in Utah ... recorded 252 yards and four touchdowns on only 18 carries against Cedar City ... coached by Ray Hosner at Pine View High School ... began his prep career at Cherokee High School in Canton, Ga. ... two-time first-team all-region honoree for Class 7A at Cherokee, earning selections as a sophomore in 2019 and as a junior in 2020 ... scored 14 touchdowns and gained 1,350 yards on 218 carries and caught 17 passes for 217 yards and a touchdown in 2020 ... rushed for 1,151 yards and 10 touchdowns on 231 carries in 2019 in addition to catching 12 passes for 114 yards and a touchdown ... committed to Clemson on National Signing Day, Feb. 2, 2022.

Personal: Son of Clemson Hall of Famer Keith Adams, a two-time All-America linebacker who won 1999 ACC Defensive Player of the Year and still holds Clemson single-season records for tackles, tackles for loss and sacks ... grandson of Julius Adams, a second-round pick in the 1971 NFL Draft who played 16 seasons with the New England Patriots and earned a Pro Bowl appearance in 1980 ... academic standout with a 3.87 high school GPA enrolled at Clemson in the summer of 2022 ... born Dec. 19, 2003.



GRIFFIN BATT

TE • 6-2 • 210 • FR. • HS
CLEMSON, S.C.
D.W. DANIEL HS

TIGERS

33 Joined Clemson as a walk-on in the summer of 2022.

Before Clemson: All-state linebacker at Daniel High School expected to transition to tight end full-time at Clemson ... part of consecutive state title teams at Daniel in 2020 and 2021 ... notched 108 tackles (13 for loss) during Daniel's 14-0 state championship season in 2021 ... also added 3.0 sacks, two fumble recoveries, two pass breakups and one blocked kick to earn all-region honors ... coached by Jeff Fruster at Daniel ... chose to play at Clemson despite fielding interest from Ivy League programs.

Personal: Pre-business major ... born April 11, 2003.



LIAM BOYD

PK • 6-1 • 195 • FR. • HS
ASHEVILLE, N.C.
ASHEVILLE HS

TIGERS

37 Joined Clemson as a walk-on in the summer of 2022.

Before Clemson: Lettered at Asheville High School.

Personal: Born April 19, 2003.



JESIAH CARLTON

LB • 6-1 • 230 • A+*SR. • TR
WINSTON-SALEM, N.C.
REAGAN HS

TIGERS

46 Joined Clemson as a transfer walk-on in 2022.



BRODEY CONN

S/P • 6-1 • 190 • FR. • HS
CLEMSON, S.C.
D.W. DANIEL HS

TIGERS

40 Joined Clemson as a walk-on in the summer of 2022.

Before Clemson: Multi-sport athlete who hopes to play both football and baseball at Clemson ... key contributor on Class 3A state title teams in 2020 and 2021 ... recorded 45 tackles (3.0 for loss) at safety in 2021 ... also added 10 pass breakups, two forced fumbles and an interception to earn all-region honors ... punted 24 times in 14 games in 2021, including four downed inside the 10-yard line, to earn all-state punting recognition ... two-time all-region selection at safety and punter ... also long snapped, earning 2019 High School Blitz Long Snapper of the Year ... played for Jeff Fruster at Daniel High School ... originally committed to play baseball at TCU before instead electing to pursue both sports at Clemson ... four-year varsity baseball player at Daniel who entered his senior season as one of the top-rated second basemen in the state ... 2021 preseason high school baseball All-American ... 2020 and 2021 Palmetto Games selection.

Personal: Pre-business major ... son of Clemson Co-Defensive Coordinator/Safeties Coach Mickey Conn ... born Aug. 30, 2003.



FLETCHER COTHAN

LB • 6-3 • 210 • FR. • HS
ANDERSON, S.C.
T.L. HANNA HS

TIGERS

29 Joined Clemson as a walk-on in the summer of 2022.

Before Clemson: Lettered at T.L. Hanna High School.

Personal: Born Jan. 21, 2004.



SHERROD COVIL JR.

S • 6-0 • 190 • FR. • HS
CHESAPEAKE, VA.
OSCAR SMITH HS

TIGERS

12 Two-time state champion described by coaches as a physical ballhawk.

Before Clemson: Starter on defense at Oscar Smith High School in Virginia who helped the team to consecutive 6A state titles in 2020 and 2021 ... team had a 13-1 record in 2021, winning the state title on Dec. 11 with a 42-17 win over James Madison ... selected to the Under Armour All-America Game ... consensus top-200 national defensive back ... No. 154 overall player in the nation by PrepStar, which also listed him as the 13th-best safety and fifth-best player in Virginia ... No. 166 in the nation by ESPN.com, which also listed him as the 11th-best safety and ninth-best player in Virginia ... ranked No. 194 overall by 247Sports, including ranking as the 14th-best safety and eighth-best player in Virginia ... Rivals ranked him No. 211 overall, including 15th among safeties and fifth in Virginia ... rated by On3 Sports as the nation's No. 200 overall player, the 17th-best safety and the fifth-best prospect in Virginia ... coached by Chris Scott at Oscar Smith High School ... committed to Clemson on June 17, 2021 ... enrolled at Clemson in January 2022.

Personal: Pre-business major ... name pronounced "SURE-odd COE-ville" ... born May 2, 2003.



T.J. DUDLEY

LB • 6-3 • 220 • FR. • HS
MONTGOMERY, ALA.
MONTGOMERY CATHOLIC PREPARATORY SCHOOL

TIGERS

26 Decorated Alabama linebacker who earned consensus four-star status.

Before Clemson: Three-time all-state selection ... three-time All-Metro and All-Capital City Conference (CCC) honoree ... 2021 CCC Defensive Player of the Year ... 2021 Alabama Sports Writers Association Class 3A Lineman of the Year and earned "Super All-State" honors presented to the top 12 players in the state regardless of position or classification ... credited with 381 tackles (59 for loss), 10.5 sacks, seven interceptions, seven pass breakups and seven touchdowns in his prep career ... selected to the Alabama-Mississippi All-Star Classic ... coached by Kirk Johnson at Montgomery Catholic Preparatory ... along with fellow Clemson 2022 signee Kylon Griffin, led a defense that gave up just 43 points in 14 games and reached the state semifinals in 2021 ... consensus four-star prospect ... rated by Rivals.com as the nation's No. 147 overall player, as the country's 10th-best linebacker and as the seventh-ranked prospect in the state of Alabama ... PrepStar placed him as No. 168 among its national Top 300 ... ESPN.com ranked him as the nation's 10th-best linebacker and the 14th-best overall player in the state of Alabama ... rated by 247Sports as the 13th-best player in Alabama ... also played basketball at Montgomery Catholic, helping his team to a state title game appearance in 2021 ... committed to Clemson on National Signing Day, Feb. 2, 2022 ... enrolled in the summer of 2022.

Personal: Pre-business major ... plays the piano ... born Dec. 22, 2003.



KYLON GRIFFIN

S • 5-11 • 185 • FR. • HS
MONTGOMERY, ALA.
MONTGOMERY CATHOLIC PREPARATORY SCHOOL

TIGERS

18 All-state honoree on a defense that surrendered only 43 points in 14 games.

Before Clemson: Three-time All-Capital City Conference selection at defensive back ... twice named All-Metro ... earned all-state honors in 2021 ... credited with 161 tackles (20 for loss), three interceptions, 12 pass breakups and eight touchdowns in his prep career ... helped the Knights to a 13-1 record and a berth in the state semifinals for Class 3A ... along with fellow Clemson 2022 signee T.J. Dudley, led a defense that surrendered just 43 points in 14 games in 2021 ... recorded 44 tackles (five for loss), six pass breakups and five interceptions and scored four touchdowns on defense and special teams as a senior ... ranked among the top 30 players in the state of Alabama by On3 Sports ... coached by Kirk Johnson at Montgomery Catholic Preparatory ... also ran track at Montgomery Catholic ... committed to Clemson on Jan. 25, 2022 ... initially committed to Mississippi State but chose Clemson over USC and Nebraska, among others, down the stretch ... enrolled in the summer of 2022.

Personal: Pre-business major ... born Dec. 18, 2003.



ROBERT GUNN III

PK • 6-2 • 175 • FR. • HS
SEMINOLE, FLA.
PINELLAS PARK HS

TIGERS

11 First-year freshman placekicker from the state of Florida.

Before Clemson: Placekicker who helped Pinellas Park High School in Largo, Fla. to a 9-2 record in 2021 ... ranked as the seventh-best kicker in the nation by PrepStar ... all-conference selection at both punter and placekicker in both 2020 and 2021 ... played in USA vs. Japan All-Star game at AT&T Stadium in Arlington, Texas in January 2020, recording field goals of 40 and 50 yards in that game ... also played in Semper Fidelis All-Star Game in 2019 ... had 52 touchbacks on 55 kickoffs in his final two years ... went 46-for-48 on extra points and 7-for-9 on field goals ... his team did not attempt many field goals, but he made

ROOKIE BIOS

season longs of 57 yards in 2021 and 46 yards in 2020 ... made 3-of-4 field goals, went 18-for-18 on extra points and recorded 20 touchbacks on 21 kickoffs as a senior ... in junior season limited by COVID-19 pandemic, made 4-of-5 field goals and 28-of-30 extra points to go with 32 touchbacks on 34 kickoffs ... ranked by 247Sports as the nation's third-best kicker ... Kicking World Orlando kickoff competition winner with a 76-yard kickoff that registered a 4.5-second hangtime and was also named the punting champion at that competition ... also won the 2020 competition with an 83-yard kickoff ... Kicking World Hot Prospect selection ... coached by Ken Crawford at Pinellas Park High School ... committed to Clemson on June 14, 2021 ... enrolled at Clemson in January 2022.

Personal: Pre-business major ... born Nov. 9, 2003.



MASON JOHNSTONE

OL • 6-7 • 250 • FR. • HS
CLEMSON, S.C.
CHRIST CHURCH EPISCOPAL SCHOOL

TIGERS

Joined Clemson as a walk-on in the summer of 2022.

Before Clemson: Lettered at Christ Church Episcopal School.

Personal: Born Sept. 7, 2003.



SAM JUDY

OL • 6-5 • 300 • *FR. • HS
TAYLORS, S.C.
EASTSIDE HS

TIGERS

Joined Clemson as a walk-on in February 2022.

Before Clemson: Competed at Eastside High School in Taylors, S.C.

Personal: Pre-business major ... born Aug. 14, 2002.



JADEN KINARD

WR • 6-0 • 180 • FR. • HS
PAWLEYS ISLAND, S.C.
SUMTER HS

TIGERS

Joined Clemson as a walk-on in the summer of 2022.

Before Clemson: Lettered at Sumter High School.

Personal: His father, Terry, was a Clemson All-American, Clemson Ring of Honor member and College Football Hall of Fame member ... born July 23, 2004.



CADE KLUBNIK

QB • 6-2 • 185 • FR. • HS
AUSTIN, TEXAS
WESTLAKE HS

TIGERS

Quarterback who earned 2021 Texas Gatorade Player of the Year honors at Westlake High School.

Before Clemson: Ranked as the top quarterback in the nation by Sports Illustrated, PrepStar, and Rivals.com ... ranked as second-best quarterback by 247Sports and third by ESPN.com ... Gatorade Player of the Year in Texas and was named as one of three finalists for National Gatorade Player of the Year for 2021 ... named MVP of the Elite 11 Camp in the summer of 2021 ... guided Westlake High School in Austin, Texas to three consecutive state championships in 2019, 2020 and 2021, including the final two years as the starter ... became the first quarterback to go undefeated as a starter while winning back-to-back state titles in Texas' highest classification since Allen's Kyler Murray ... threw two touchdown passes in the All-American Bowl and was named as the organization's National High School Player of the Year ... ranked as the No. 3 overall player in the nation by

Rivals.com and best player in Texas and best pro-style quarterback nationally ... ranked as the No. 13 player in the nation by 247Sports, which also listed him as the second-best quarterback and third-best player in Texas ... five-star quarterback according to Rivals.com, 247Sports and PrepStar ... rated No. 24 overall in the nation by PrepStar, which listed him as the sixth-best player in Texas ... ESPN.com ranked him as the nation's No. 66 overall player and third-best quarterback ... rated by On3 Sports as the nation's No. 36 overall prospect, the nation's fourth-best quarterback and the ninth-best prospect in Texas ... played in 38 career games (including 37 Westlake wins), including a 27-0 mark as a starter his last two years ... completed 481-of-687 (70.0 percent) career passes for 7,426 yards and 86 touchdowns vs. just seven interceptions, adding 197 carries for 1,319 rushing yards (6.7 avg.) and 31 touchdowns ... had 8,745 career yards of total offense on 884 plays (9.9 yards per play) ... accounted for 117 touchdowns, 86 passing and 31 rushing ... came off the bench as a sophomore when he completed 53-of-69 passes (76.8) for 680 yards, eight touchdowns and just one interception ... as a junior, completed 239-of-354 passes (67.5) for 3,495 yards, 35 touchdowns and just three interceptions ... also had 583 yards rushing in 98 attempts for a 5.9-yard average and 15 touchdowns ... team had a 14-0 record and won the state title in 2020 against ... as a senior in 2021, completed 189-of-265 (71.3) passes for 3,251 yards and 43 touchdowns against just three interceptions as the Chaps finished the year 16-0 ... also rushed 70 times for 465 yards and 12 scores ... missed three games with an injury ... threw six touchdowns passes in a game twice as a senior and had 300-yard passing games against Trinity (322), Mansfield Summit (375) and in the state semifinals against Katy (310) ... hit 20-of-27 passes for 310 yards and five touchdowns in that semifinal vs. Katy ... threw for four touchdowns in state championship win against Denton Guyer ... coached by Todd Dodge at Westlake High School, the same high school program that produced Super Bowl MVPs Drew Brees and Nick Foles ... committed to Clemson on March 2, 2021 ... enrolled at Clemson in January 2022.

Personal: Pre-business major ... his brother, Reed, played wide receiver at Yale ... last name pronounced "CLUB-nick" ... born Oct. 10, 2003.



JAHIEM LAWSON

DE • 6-3 • 215 • FR. • HS
CENTRAL, S.C.
D.W. DANIEL HS

TIGERS

Had 25 career sacks to lead Daniel High School to consecutive state titles.

Before Clemson: 2021 SCFCA all-state selection ... helped Daniel to back-to-back SCHSL Class 3A titles in 2020 and 2021 and posted a 46-3 record in his varsity career ... finished his prep career with 153 tackles (40 for loss), 25 sacks, six forced fumbles, three fumble recoveries, two pass breakups, two blocked kicks and interception and two touchdowns ... credited with 75 tackles (25 for loss), 11 sacks, four forced fumbles, two blocked kicks, two pass breakups, an interception, a fumble recovery and two touchdowns in 2021 ... first-team all-region honoree who was named region co-defensive MVP in 2021 ... played in the North-South All-Star Game and earned Defensive MVP honors for his performance ... Shrine Bowl selection ... Palmetto Champion All-Star Team selection ... coached by Jeff Fruster at Daniel High School ... also played basketball at Daniel ... committed to Clemson on Jan. 28, 2022 ... enrolled in the summer of 2022.

Personal: Parks, recreation and tourism management major ... brother of former Clemson defensive end Shaq Lawson, a 2015 consensus All-American who played 41 career games at Clemson from 2013-15 before being a first-round pick in the 2016 NFL Draft who now plays for the Buffalo Bills ... born Jan. 22, 2004.



JEADYN LUKUS

CB • 6-2 • 185 • FR. • HS
MAULDIN, S.C.
MAULDIN HS

TIGERS

Coveted cornerback and national top-60 prospect from nearby Mauldin.

Before Clemson: Five-star player by PrepStar ... Shrine Bowl pick for South Carolina ... selected to the Under Armour All-America Game in Orlando ... unanimous national top-60 player ... No. 37 overall player in the nation by PrepStar, which also

called him the sixth-best cornerback and second-best player in South Carolina ... ranked No. 40 overall by Rivals.com, including ranking him as the fifth-best cornerback and second-best player in South Carolina ... ESPN.com ranked him No. 48 overall, eighth-best among cornerbacks and second-best in South Carolina ... ranked No. 38 overall by 247Sports, fifth-best among cornerbacks and No. 1 in South Carolina ... On3 Sports ranked him as the nation's No. 58 overall prospect, the 11th-best cornerback and South Carolina's second-best prospect ... had 97 tackles in his last three years, playing just 23 games due to the pandemic ... had eight tackles for loss and four interceptions to go with 17 passes deflected ... had 74 career solo tackles ... had 29 tackles (25 solo) in 2021 ... had two picks and five passes deflected ... had 10 tackles against Greenville High in 2021 ... added 10 tackles, including nine first hits, vs. Greenville a year earlier ... posted eight stops, an interception and two passes broken up vs. T.L. Hanna in 2021, one year after posting 11 tackles against T.L. Hanna in 2020 ... had a 61-yard reception vs. Spartanburg as a sophomore ... had best game on defense in 2019 against Gaffney, posting eight tackles ... coached by Sayre Nesmith at Mauldin High School ... committed to Clemson on July 28, 2021 ... enrolled at Clemson in January 2022.

Personal: Sports communication major ... named pronounced "JAY-den" ... born Feb. 11, 2004.



MICHAEL MANKAKA

WR • 6-1 • 190 • FR. • HS
LAURENS, S.C.
LAURENS DISTRICT HS

TIGERS

Joined Clemson as a walk-on in the summer of 2022.

Before Clemson: Lettered at Laurens District High School.

Personal: Born Oct. 21, 2003.



LEVI MATTHEWS

DE • 6-5 • 200 • FR. • HS
RALEIGH, N.C.
SANDERSON HS

TIGERS

Joined Clemson as a walk-on in the summer of 2022.

Before Clemson: Lettered at Sanderson High School.

Personal: Born Oct. 11, 2004.



KOBE MCCLOUD

LB • 6-0 • 210 • FR. • HS
TAMPA, FLA.
GAITHER HS

TIGERS

Hillsborough (Fla.) County all-star who became the winningest player in his

high school's history.

Before Clemson: Four-year starter who finished his prep career as the all-time winningest player in Gaither High School history (36-12) ... posted school records in career tackles (234) and interceptions (13) ... two-time all-conference and all-county selection ... credited with 70 tackles and three interceptions as a senior in 2021 while also contributing 158 rushing yards on 25 carries on offense ... selected to the Hillsborough County All-Star Game ... as a junior in 2020, contributed at linebacker and quarterback on an 11-1 Gaither squad ... academic standout who was an honor student and team captain ... coached by Kirk Karsen at Gaither High School ... committed to Clemson on Jan. 26, 2022 ... enrolled in the summer of 2022.

Personal: Pre-business major ... brother of former Clemson wide receiver Ray-Ray McCloud, a current Pittsburgh Steeler who was a PFF All-American punt returner who played 40 career games at Clemson from 2015-17 prior to being selected in the 2018 NFL Draft ... also brother of Arizona quarterback Jordan McCloud ... born May 7, 2003.

ROOKIE BIOS



BLAKE MILLER

OL • 6-6 • 315 • FR. • HS
STRONGSVILLE, OHIO
STRONGSVILLE HS

TIGERS

78

Physically imposing blocker who continues Clemson's recent pipeline of talented offensive linemen from Ohio.

Before Clemson: Followed in the lineage of Jackson Carman (now with the NFL's Cincinnati Bengals) and Matt Bockhorst (2020 All-ACC selection) as another highly touted offensive lineman from Ohio to sign with Clemson ... as the starting left tackle, did not allow a sack as a junior or senior in a total of 352 pass attempts ... three-year starter at Strongsville High School ... first-team All-Ohio Division I, first-team All-Region and first-team All-District selection in 2020 and 2021 ... four-time Greater Cleveland Conference All-Academic selection ... four-year starter on the offensive line at left tackle, dating from his fourth game as a freshman through the end of his senior year ... never missed a game ... did not miss a play in 2021 ... started both ways as a senior ... also played nose tackle on defense as a freshman ... national top-250 player ... Rivals.com ranked him No. 122 overall, 13th-best among offensive tackles and seventh-best in Ohio ... rated as the No. 203 player in the nation by PrepStar, which had him as the nation's 22nd-best offensive tackle and seventh-best player in Ohio ... ranked No. 250 overall by ESPN.com, which rated him as the eighth-best player in Ohio ... On3 Sports ranked him as the nation's No. 111 prospect, the ninth-best offensive tackle and the No. 5 prospect in Ohio ... MaxPreps Junior All-American in 2020 ... coached at Strongsville High School by Louis Cirino ... also ran track in 2020 ... holds many records in the school's weight room ... as a youth, won OAC State Championship in wrestling ... committed to Clemson on Oct. 28, 2020, becoming the first member of Clemson's 2022 class to commit to the Tigers ... enrolled at Clemson in January 2022.

Personal: Pre-business major ... born Feb. 25, 2004.



MYLES OLIVER

CB • 6-0 • 170 • FR. • HS
VILLA RICA, GA.
DOUGLAS COUNTY HS

TIGERS

16

Former quarterback who developed into an all-state cornerback in Georgia.

Before Clemson: Earned a 6A all-state selection in Georgia following a senior season in 2021 in which he posted 75 tackles with five interceptions ... finished the season with 552 all-purpose yards (including 101 via interception returns) and four total touchdowns ... won the Howard Thompson Trophy, which goes to the top senior in Georgia's Douglas County ... all-region honoree for Region 5-6A according to Georgia High School Football Daily ... former quarterback who transitioned to defensive back prior to his junior season but contributed in all three phases, including a spot start at quarterback against Carrollton ... coached by Johnny White at Douglas County High School ... also ran track at Douglas County, finishing in the top six in the state in both the 4x100 and 4x400 relays ... committed to Clemson on Jan. 16, 2022 ... enrolled in the summer of 2022.

Personal: Pre-business major ... born March 26, 2004.



TORIANO PRIDE JR.

CB • 5-11 • 185 • FR. • HS
ST. LOUIS, MO.
EAST ST. LOUIS (ILL.) SENIOR HS

TIGERS

23

Missouri native who finished his prep career in Illinois and became one of the

nation's top corners.

Before Clemson: National top-40 player according to 247Sports, which rated him No. 39 overall, sixth-best among cornerbacks and second-best in Missouri ... On3 Sports ranked him as the nation's No. 15 overall prospect, including listing him as the nation's third-best cornerback and top prospect from Missouri ... Rivals.com rated him as the nation's No. 83 overall player, No. 10 cornerback and No. 3 player in the state ... ranked No. 112 player in the nation by PrepStar, which also listed him as the No. 9 cornerback in the nation and third-best player in the state ... ranked No. 156 overall by ESPN, including listing him as the 16th-best cornerback and fourth-best player in the state ... selected to the All-American Bowl in San Antonio ... native of St. Louis, Mo. but finished his prep career at East St. Louis High School in Illinois ... helped his East St. Louis team to an 11-3 record in 2021 ... had 84 tackles and three interceptions as a senior ... had 82-yard interception return for a touchdown against Belleville West ... played on 2019 state title team at Lutheran North High School in Missouri ... played in just six games in 2020 due to the reduced schedule and had 22 tackles for his team that reached the state quarterfinals ... had 13 receptions for 340 yards and five touchdowns and added 227 yards rushing and three scores ... had 43 tackles in 2018 at St. John Vianney as a freshman ... committed to Clemson on June 18, 2021 ... enrolled at Clemson in January 2022 ... coached by Carl Reed at Lutheran North in 2019 and 2020 before being coached by Darren Sunkett at East St. Louis in 2021.

Personal: Pre-business major ... first name pronounced "tore-ee-AH-no" ... born Dec. 18, 2003.



TRENT PEARMAN

QB • 6-2 • 170 • FR. • HS
CLEMSON, S.C.
D.W. DANIEL HS


TIGERS

14

Joined Clemson as a walk-on in the summer of 2022.

Before Clemson: Two-time Gatorade Player of the Year in South Carolina ... finished with a 24-0 career record as starting quarterback, completing 455-599 career passes for 6,555 yards and 80 touchdowns with an additional 476 yards and nine touchdowns on the ground ... guided Daniel High School to back-to-back Class 3A state titles, leading Daniel in 2020 to its first state title in 22 years and then leading the Lions to another state title in 2021 ... led the state in passing yards (3,769), passing touchdowns (45) and completions (291) in posting a 14-0 record as a senior ... all-region and all-state selection and finalist for Mr. Football in South Carolina ... Palmetto Champion All-Star Team selection ... Shrine Bowl selection and Offensive MVP of the 2021 South Carolina North-South All-State Game ... earned 2020 South Carolina Offensive Player of the Year from USA Today ... played for Jeff Fruster at Daniel ... also played basketball.

Personal: Pre-business major ... son of Clemson Director of Football Scouting Danny Pearman ... born Feb. 8, 2004.



BOSTON MILLER

S • 6-3 • 200 • FR. • HS
CENTRAL, S.C.
D.W. DANIEL HS

TIGERS

47

Joined Clemson as a walk-on in the summer of 2022.

Before Clemson: Lettered at D.W. Daniel High School.

Personal: Born July 16, 2003.



CALEB NIX

S • 6-1 • 200 • FR. • HS
PHENIX CITY, ALA.
CENTRAL HS

TIGERS

41

Joined Clemson as a walk-on in the summer of 2022.

Before Clemson: Incoming safety who played quarterback at Central High School, accounting for 5,415 total yds and 67 TDs during his prep career ... recorded 2,897 passing yards and 38 touchdowns while running for 639 yards and an additional 12 touchdowns as a senior in 2021 ... earned all-state honors and All-Area Player of the Year in helping the Red Devils to a 13-1 record and Class 7A state title game berth as a senior ... earned Opelika-Auburn News Offensive Player of the Year after leading Class 7A in passing yards, total yards and total touchdowns ... played for his father, Patrick Nix, at Central High School ... played at the same high school that produced Clemson signees Justyn Ross, Ray Thornton III and E.J. Williams ... spent his first two years at Pinson Valley before playing his final two at Central, playing on teams that went a combined 44-10 over his four years ... played baseball at Central and basketball at Pinson Valley.

Personal: Pre-business major ... his father, Patrick, played quarterback at Auburn from 1992-95 under former Clemson head coach and then-Auburn offensive coordinator Tommy Bowden ... his brother, Bo, played quarterback at Auburn from 2019-21 and transferred to Oregon for 2022 ... academic standout who graduated in the top 10 in his high school class ... born Feb. 28, 2003.



CHAPMAN PENDERGRASS

OL • 6-4 • 300 • FR. • HS
ANDERSON, S.C.
T.L. HANNA HS


TIGERS

65

Joined Clemson as a walk-on in the summer of 2022.

Before Clemson: Lettered at T.L. Hanna High School.

Personal: Born Aug. 1, 2003.



PEYTON PITTS

OL • 6-6 • 315 • FR. • HS
CLINTON, S.C.
CLINTON HS

TIGERS

51

Joined Clemson as a walk-on in the summer of 2022.

Before Clemson: Lettered at Clinton High School.

Personal: Born Dec. 20, 2003.



ADAM RANDALL

WR • 6-2 • 215 • FR. • HS
MYRTLE BEACH, S.C.
MYRTLE BEACH HS

TIGERS

8


Parlayed impressive 2021 season into being one of five finalists for "Mr. Football" in South Carolina.

Before Clemson: National top-125 player ... one of five finalists for Mr. Football in South Carolina ... first-team All-State 4A selection by the South Carolina Coaches Association ... ranked as a five-star player and No. 79 player in the nation by PrepStar, which also listed him as the No. 7 receiver in the nation and No. 6 player in South Carolina ... On3 Sports ranked him as the nation's No. 81 overall prospect, the 11th-best wide receiver and the third-best prospect in South Carolina ... ranked No. 102 in the nation by 247Sports, which rated him as the 17th-best wide receiver and fourth-best player in South Carolina ... ranked No. 114 overall by ESPN.com, including rating him as the 15th-best wide receiver and fifth-best player in South Carolina ... rated No. 172 by Rivals.com, 26th among receivers and fourth-best in South Carolina ... selected to the Under Armour All-America Game in Orlando in January ... played in North-South All-Star Game in Myrtle Beach ... Shrine Bowl selection ... had a strong senior year with 1,267 receiving yards on 65 catches with 16 touchdowns ... also had 325 yards rushing on just 45 attempts (7.2 yards per rush) and seven touchdowns, giving him 1,592 yards from scrimmage and 23 touchdowns ... had best game on senior night with 10 catches for 255 yards and five touchdowns vs. North Myrtle Beach ... had nine catches for 206 yards and three scores vs. Oceanside in the season opener ... had 181 yards on eight catches vs. Fort Dorchester and 211 on eight catches vs. Wilson ... had an outstanding junior year, posting 46 receptions for 1,011 yards and nine touchdowns ... had seven catches for 100 yards and a touchdown as a sophomore ... helped Myrtle Beach High to 2018 state title ... ranked as No. 17 "Freak Athlete" in the country by 247Sports ... ran a 10.94 in the 100 meters at a track meet in 2020 ... coached by Mickey Wilson at Myrtle Beach High School ... from the same area in South Carolina that produced former Tiger and current Las Vegas Raider Hunter Renfrow ... enrolled at Clemson in January 2022.

Personal: Pre-business major ... born July 14, 2004, the same day as fellow 2022 receiver signee Antonio Williams.



ROOKIE BIOS



COLLIN SADLER

OL • 6-6 • 295 • FR. • HS
INMAN, S.C.
GREENVILLE SENIOR HS

TIGERS

50

SI All-American who helped power nearby Greenville High School to its best playoff run in school history.

Before Clemson: MaxPreps second-team All-American ... named to SI-All-American team ... four-star player according to PrepStar, which ranked him as No. 132 player in the nation and listed him as the nation's No. 12 offensive tackle and fourth-best player in South Carolina ... No. 119 overall by Rivals.com, which listed him as the 10th-best offensive guard and third-best player in South Carolina ... No. 111 in the nation by ESPN.com, which ranked him 16th among offensive linemen and fourth in South Carolina ... On3 Sports ranked him as the No. 210 overall prospect in the nation, the 17th-best among offensive tackles and the sixth-best prospect in South Carolina ... selected to the Under Armour All-America Game in Orlando ... coached by Greg Porter at Greenville High School ... committed to Clemson on Nov. 2, 2020 ... enrolled at Clemson in January 2022.

Personal: Pre-business major ... born on Dec. 20, 2003.



JOSH SAPP

TE • 6-3 • 235 • FR. • HS
GREENVILLE, S.C.
GREENVILLE SENIOR HS

TIGERS

85

Productive tight end following in the Tiger footsteps of his father, Patrick.

Before Clemson: PrepStar All-Atlantic Region selection ... helped Greenville High to a 10-3 record and the final four of state playoffs, Greenville High's first appearance in the Upper State title game ... Shrine Bowl selection ... had productive career at Greenville High, including a senior year when he had 50 receptions for 836 yards and 10 touchdowns ... averaged 16.7 yards per catch ... added six rushing touchdowns for a total of 16 touchdowns for the year ... had 87 career receptions for 1,331 yards and 11 touchdowns, a 15.3 per reception average ... had 118 yards on seven catches against Mauldin and 105 yards and two scores on three catches vs. J.L. Mann as a senior ... had 15 catches for 213 yards in the six games the team played in 2020 ... had 22 catches for 282 as a sophomore in 2019 ... coached by Greg Porter at Greenville High School ... committed to Clemson on Oct. 19, 2021 ... enrolled in summer of 2022.

Personal: Pre-business major ... his father, Patrick, was a starting quarterback for the Tigers his first three years (1992-94) who led Clemson to a 40-7 win over No. 18 North Carolina in 1992 ... Patrick moved to outside linebacker in 1995 and had 53 tackles, fifth on the Clemson team, nine tackles for loss and 5.5 sacks while starting all 12 games defensively ... Patrick, who currently works in administration for Clemson, was a second-round draft choice of the San Diego Chargers who played 63 games in four years with San Diego and Arizona ... born May 9, 2004.



JACK SMITH

P • 6-5 • 225 • FR. • HS
SARALAND, ALA.
SARALAND HS

TIGERS

89

Four-year starter at punter who also played quarterback and tight end.

Before Clemson: Helped Saraland High School to an 8-2 record in 2021 ... four-year starter at punter ... No. 5 punter in the nation by Kohl's ... punted 78 times over his last three seasons, with 43 inside the 20 ... averaged 39 yards per punt as a junior and 38 as a senior ... had experience as a quarterback ... completed 9-10 passes for 81 yards as a junior ... completed 8-11 passes for 105 yards as a senior ... had 97 rushing yards on eight carries for a 12.1-yard average as a junior, then had 19 carries for 167 yards and three touchdowns as a senior ... for his career, completed 17-21 passes for 186 yards and had 264 rushing yards and a touchdown in just 27 attempts ... coached at Saraland by Jeff Kelly ... enrolled at Clemson in January 2022.

Personal: Pre-business major ... born Dec. 5, 2003.



CADEN STORY

DT • 6-4 • 275 • FR. • HS
LANETT, ALA.
LANETT HS

TIGERS

93

Multi-time Alabama state champion and all-state honoree.

Before Clemson: Multi-time state champion and all-state pick who played for his father, Clifford ... began playing varsity football in eighth grade ... part of teams that went 59-8 over five years ... contributed to state title teams in 2017 and 2019 ... had 184 tackles, 37 sacks and two interceptions in his final three seasons ... as a senior, had 73 tackles and 17 sacks ... as a junior in 2020, had 64 tackles, 14 sacks and two interceptions ... 247Sports rated him 23rd among the nation's defensive tackles ... member of the ESPN300 who ESPN ranked as the nation's No. 23 defensive tackle ... played in the All-American Bowl ... played basketball, helping his team to back-to-back state title game berths ... National Beta Club honor society member.

Personal: Sports communication major ... son of two college athletes ... his father, Clifford, played football and baseball at Jacksonville State ... nephew of 14-year NFL tight end Marcus Pollard ... committed to Clemson on Feb. 2, 2022 ... brother of Alabama defensive back Kristian Story ... born April 6, 2004.



CLAY SWINNEY

WR • 5-11 • 160 • FR. • HS
CLEMSON, S.C.
D.W. DANIEL HS

TIGERS

88

Joined Clemson as a walk-on in the summer of 2022.

Before Clemson: Part of consecutive state title teams at Daniel High School in 2020 and 2021 ... caught 37 passes for 416 yards and six touchdowns as a senior in 2021 ... also contributed as a kick returner and punt returner ... played for Jeff Fruster at Daniel ... also contributed on Daniel's basketball team.

Personal: Sports communication major ... son of Clemson Head Coach Dabo Swinney, becoming the third of Swinney's three sons to play at Clemson ... his oldest brother, Will, tied the school and modern FBS record by playing 69 career games at Clemson from 2017-21 ... his other brother, Drew, is a wide receiver on Clemson's 2022 roster ... born July 29, 2003.



DOMONIQUE THOMAS

RB • 5-8 • 195 • *SO. • TR
OHATCHEE, ALA.
OHATCHEE HS

TIGERS

20

Joined Clemson as a walk-on in February 2022.

Before Clemson: Played six games at Union (Ky.) College in 2020, starting four games ... rushed 98 times for 527 yards and six touchdowns and added 33 catches for 285 yards and a receiving touchdown, earning Mid-South Conference Appalachian Division Offensive Freshman of the Year ... elected to transfer and pursue his dream at Clemson after tragically losing his mother and grandparents to a tornado in March 2021 ... lettered at Ohatchee High School, where he was a first-team Alabama Sports Writers Association all-state pick after posting 2,020 rushing yards and 33 touchdowns on 170 carries in 2019.

Personal: Born Oct. 25, 2001 ... pre-business major.



COLE TURNER

WR • 6-2 • 180 • FR. • HS
VESTAVIA HILLS, ALA.
VESTAVIA HILLS HS

TIGERS


22

Versatile weapon as a receiver and return specialist.

Before Clemson: Named first-team All-South Metro as an ath-

lete after recording 42 catches for 581 yards and seven touchdowns while accounting for touchdowns via punt return and kickoff return ... averaged 19.5 yards per punt return and 34.5 yards per kickoff return, finishing the season with 1,160 all-purpose yards ... second-team all-state ... coached by Buddy Anderson and Sean Calhoun at Vestavia Hills High School ... played his first season of high school football as a junior ... committed to Clemson on Jan. 16, 2022 ... enrolled in the summer of 2022.

Personal: Pre-business major ... his late father, Kevin, played football with Dabo Swinney at Alabama; he played eight NFL years with the Patriots and Eagles ... his brother, Nolan, was a 2020 All-America safety who played 65 games and earned two degrees at Clemson from 2016-21 ... born April 11, 2003.



ANTONIO WILLIAMS

WR • 6-0 • 180 • FR. • HS
IRMO, S.C.
DUTCH FORK HS


TIGERS

0

Explosive threat with versatility as both a receiver and a return specialist.

Before Clemson: Highly regarded wideout from Dutch Fork High School, where he was rated as a top-100 player nationally by multiple outlets ... Rivals.com ranked him as the nation's No. 74 prospect, including the nation's No. 34 receiver and fifth-best prospect in the state ... ESPN ranked him as the No. 83 player in the nation, the ninth-best receiver and the third-best player in South Carolina ... No. 60 by 247Sports, which listed him as the nation's sixth-best receiver and third-best player in South Carolina ... No. 158 overall in the nation by PrepStar, which also ranked him as the 23rd-best receiver and fifth-best player in South Carolina ... On3 Sports ranked him as the nation's No. 137 overall prospect, 19th-best among receivers and the fourth-best in South Carolina ... selected to the Under Armour All-America Game ... played on three state title teams ... lost only one game in his high school career ... helped Dutch Fork reach the 2021 state title game with a 12-1 record ... had 137 career catches for 2,458 yards and 23 touchdowns ... had 20 career rushes for 241 yards (12.0 avg.) and a touchdown ... outstanding punt returner who averaged 26.2 yards on 29 career returns ... had 85 catches for 1,625 yards (including 10 100-yard receiving games) and 15 scores as well as 16 carries for 195 rushing yards in 2021 ... had 12 punt returns for 365 yards, a 30.4-yard average ... had at least one touchdown in every game and had 20 total touchdowns ... caught 12 passes for 155 yards in the state championship game against Gaffney ... had 51 catches for 837 yards and eight touchdowns and 17 punt returns for a 23.2-yard average in 2020 ... had a 77-yard punt return for a touchdown during that season ... coached by Tom Knotts ... enrolled at Clemson in summer of 2022 ... committed to Clemson on Dec. 9, 2021.

Personal: Pre-business major ... born July 14, 2004, the same day as fellow 2022 signee wide receiver Adam Randall.



WADE WOODAZ

LB • 6-3 • 205 • FR. • HS
TAMPA, FLA.
JESUIT HS

TIGERS

17

Punishing hitter who helped lead Jesuit High to a 38-2 record since 2019.

Before Clemson: Active linebacker who is one of the leaders of Tampa's Jesuit High team that ranked 11th in the nation this year according to MaxPreps ... captain of Jesuit squad that went 15-0 and won the school's first state title since 1968 ... Jesuit was 38-2 over his last three years: 12-2 in 2019, 11-0 in 2020 and 15-0 in 2021 ... PrepStar All-Southeast Region selection ... finished career with 216 tackles, including 107 first hits and 109 assists ... had 10 tackles for loss, five caused fumbles, two recovered fumbles, two blocked kicks and two fumble recoveries ... in 2021, posted 82 tackles, including seven tackles for loss, four caused fumbles, a blocked kick and two interceptions ... had best game posting 18 tackles against St. Thomas Aquinas, one of the nation's top teams ... had 84 tackles in 11 games as a junior ... had 50 tackles as a sophomore in 2019, including a season-high 10 vs. Northeastern ... committed to Clemson on Nov. 25, 2021 ... coached by Matt Thompson ... enrolled in summer of 2022.

Personal: Construction sciences and management major ... born Feb. 4, 2004.

2021 OVERALL STATS

10-3 OVERALL, 6-2 ACC, 6-0 HOME, 3-2 AWAY, 1-1 NEUTRAL, 6-2 DAY, 4-1 NIGHT, 0-1 OVERTIME

TEAM STATS

	CU	OPP
SCORING	342	193
Points Per Game	26.3	14.8
Points Off Turnovers	46	27
FIRST DOWNS	259	224
Rushing	114	74
Passing	117	127
Penalty	28	23
RUSHING YARDAGE	2183	1252
Yards gained rushing	2412	1657
Yards lost rushing	229	405
Rushing Attempts	489	440
Average Per Rush	4.5	2.8
Average Per Game	167.9	96.3
TDs Rushing	26	7
PASSING YARDAGE	2485	2719
Comp-Att-Int	228-414-11	259-454-12
Average Per Pass	6.0	6.0
Average Per Catch	10.9	10.5
Average Per Game	191.2	209.2
TDs Passing	12	11
TOTAL OFFENSE	4668	3971
Total Plays	903	894
Average Per Play	5.2	4.4
Average Per Game	359.1	305.5
KICK RETURNS: #-Yards	21-522	16-431
PUNT RETURNS: #-Yards	21-93	21-74
INT RETURNS: #-Yards	12-69	11-137
KICK RETURN AVERAGE	24.9	26.9
PUNT RETURN AVERAGE	4.4	3.5
INT RETURN AVERAGE	5.8	12.5
FUMBLES-LOST	22-8	22-8
PENALTIES-Yards	79-657	113-889
Average Per Game	50.5	68.4
PUNTS-Yards	67-2728	84-3580
Average Per Punt	40.7	42.6
Net punt average	39.0	39.8
KICKOFFS-Yards	73-4689	42-2611
Average Per Kick	64.2	62.2
Net kick average	44.6	41.2
TIME OF POSSESSION/Game	29:24	30:36
3RD-DOWN Conversions	69/186	71/207
3rd-Down Pct	37%	34%
4TH-DOWN Conversions	9/16	10/24
4th-Down Pct	56%	42%
SACKS BY-Yards	42-274	21-133
MISC YARDS	0	0
TOUCHDOWNS SCORED	40	22
FIELD GOALS-ATTEMPTS	21-26	13-20
ON-SIDE KICKS	0-0	1-3
RED-ZONE SCORES	(37-46) 80%	(20-31) 65%
RED-ZONE TOUCHDOWNS	(29-46) 63%	(10-31) 32%
PAT-ATTEMPTS	(39-39) 100%	(18-19) 95%
ATTENDANCE	551122	285809
Games/Avg Per Game	7/78732	5/57162
Neutral Site Games		2/113238

SCORING BY QUARTERS

	1st	2nd	3rd	4th	OT	Total
CLEMSON	99	88	65	83	7	342
Opponents	37	60	40	43	13	193



OFFENSIVE STATS

#	RUSHING	G	Car	Gain	Loss	Net	Y/C	TD	LG	Y/G
1	Will Shipley	10	149	747	9	738	5.0	11	42	73.8
20	Kobe Pace	11	104	648	7	641	6.2	6	59	58.3
5	DJ Uiagalelei	13	105	465	157	308	2.9	4	37	23.7
26	Phil Mafah	9	68	311	19	292	4.3	3	63	32.4
7	Taisun Phommachanh	6	11	71	2	69	6.3	1	26	11.5
21	Darien Rencher	13	19	62	0	62	3.3	0	12	4.8
23	Lyn-J Dixon	3	10	53	5	48	4.8	0	16	16.0
16	Will Taylor	5	5	23	3	20	4.0	0	12	4.0
33	Ty Lucas	2	4	13	0	13	3.3	0	5	6.5
19	Michel Dukés	1	2	7	0	7	3.5	0	5	7.0
22	Will Swinney	13	1	6	0	6	6.0	1	6	0.5
18	Hunter Helms	2	1	4	0	4	4.0	0	4	2.0
17	Billy Wiles	1	1	2	0	2	2.0	0	2	2.0
TEAM		13	9	0	27	-27	-3.0	0	0	-2.1
CLEMSON		13	489	2412	229	2183	4.5	26	63	167.9
Opponents		13	440	1657	405	1252	2.8	7	54	96.3

#	PASSING	G	Eff	Cm-Att-I	Cm%	Yds	TD	LG	Y/G
5	DJ Uiagalelei	13	108.65	208-374-10	55.6	2246	9	58	172.8
7	Taisun Phommachanh	6	122.65	11-19-1	57.9	131	1	33	21.8
18	Hunter Helms	2	75.94	5-13-0	38.5	58	0	32	29.0
17	Billy Wiles	1	197.60	2-4-0	50.0	31	1	25	31.0
TEAM		13	0.00	0-2-0	0.0	0	0	0	0.0
48	Will Spiers	13	242.80	1-1-0	100.0	17	0	17	1.3
1	Will Shipley	10	446.80	1-1-0	100.0	2	1	2	0.2
CLEMSON		13	109.74	228-414-11	55.1	2485	12	58	191.2
Opponents		13	110.07	259-454-12	57.0	2719	11	75	209.2

#	RECEIVING	G	Rec	Yards	Y/Rec	TD	LG	Y/G
8	Justyn Ross	10	46	514	11.2	3	36	51.4
80	Beaux Collins	11	31	407	13.1	3	58	37.0
84	Davis Allen	13	28	208	7.4	3	24	16.0
10	Joseph Ngata	9	23	438	19.0	1	54	48.7
3	Dacari Collins	9	16	221	13.8	0	37	24.6
1	Will Shipley	10	16	116	7.2	0	19	11.6
20	Kobe Pace	11	12	131	10.9	0	33	11.9
6	E.J. Williams	8	9	66	7.3	0	17	8.3
26	Phil Mafah	9	7	50	7.1	0	15	5.6
22	Will Swinney	13	7	27	3.9	0	11	2.1
11	Ajou Ajou	12	6	73	12.2	0	36	6.1
2	Frank Ladson Jr.	5	4	19	4.8	0	11	3.8
88	Braden Galloway	6	4	14	3.5	0	6	2.3
9	Jake Briningstool	8	3	67	22.3	1	31	9.6
82	Will Brown	11	2	38	19.0	0	26	3.5
15	Troy Stellato	2	2	15	7.5	0	12	7.5
21	Darien Rencher	13	2	8	4.0	0	12	0.6
23	Lyn-J Dixon	3	2	7	3.5	1	14	2.3
16	Will Taylor	5	2	6	3.0	0	5	1.2
89	Max May	4	1	32	32.0	0	32	8.0
87	Sage Ennis	13	1	7	7.0	0	7	0.7
40	Luke Price	7	1	7	7.0	0	7	1.0
83	Hampton Earle	2	1	6	6.0	0	6	3.0
81	Drew Swinney	9	1	4	4.0	0	4	0.4
19	Michel Dukés	1	1	3	3.0	0	3	3.0
CLEMSON		13	228	2485	10.9	12	58	191.2
Opponents		13	259	2719	10.5	11	75	209.2

#	TOTAL OFFENSE	G	PL	Rush	Pass	Total	Y/G
5	DJ Uiagalelei	13	479	308	2246	2554	196.5
1	Will Shipley	10	150	738	2	740	74.0
20	Kobe Pace	11	104	641	0	641	58.3
26	Phil Mafah	9	68	292	0	292	32.4
7	Taisun Phommachanh	6	30	69	131	200	33.3
18	Hunter Helms	2	14	4	58	62	31.0
21	Darien Rencher	13	19	62	0	62	4.8
23	Lyn-J Dixon	3	10	48	0	48	16.0
17	Billy Wiles	1	5	2	31	33	33.0
16	Will Taylor	5	5	20	0	20	4.0
48	Will Spiers	13	1	0	17	17	1.3
33	Ty Lucas	2	4	13	0	13	6.5
19	Michel Dukés	1	2	7	0	7	7.0
22	Will Swinney	13	1	6	0	6	0.5
TEAM		13	11	-27	0	-27	-2.1
CLEMSON		13	903	2183	2485	4668	359.1
Opponents		13	894	1252	2719	3971	305.5

#	ALL-PURPOSE	G	Rush	Rec	PR	KOR	IR	Total	Y/G
1	Will Shipley	10	738	116	0	380	0	1234	123.4
20	Kobe Pace	11	641	131	0	91	0	863	78.5
8	Justyn Ross	10	0	514	0	0	0	514	51.4
10	Joseph Ngata	9	0	438	0	0	0	438	48.7
80	Beaux Collins	11	0	407	0	0	0	407	37.0
26	Phil Mafah	9	292	50	0	0	0	342	38.0
5	DJ Uiagalelei	13	308	0	0	0	0	308	23.7
3	Dacari Collins	9	0	221	0	0	0	221	24.6
84	Davis Allen	13	0	208	0	0	0	208	16.0
16	Will Taylor	5	20	6	64	14	0	104	20.8
21	Darien Rencher	13	62	8	0	32	0	102	7.8
11	Ajou Ajou	12	0	73	0	0	0	73	6.1
7	Taisun Phommachanh	6	69	0	0	0	0	69	11.5
9	Jake Briningstool	8	0	67	0	0	0	67	9.6
6	E.J. Williams	8	0	66	0	0	0	66	8.2
82	Will Brown	11	0	38	26	0	0	64	5.8
23	Lyn-J Dixon	3	48	7	0	0	0	55	18.3
9	R.J. Mickens	13	0	0	0	0	37	37	2.8
89	Max May	4	0	32	0	0	0	32	8.0
22	Will Swinney	13	6	27	-2	0	0	31	2.4
31	Mario Goodrich	12	0	0	0	0	20	20	1.7
2	Frank Ladson Jr.	5	0	19	0	0	0	19	3.8
15	Troy Stellato	2	0	15	0	0	0	15	7.5
88	Braden Galloway	6	0	14	0	0	0	14	2.3
33	Ty Lucas	2	13	0	0	0	0	13	6.5
81	Drew Swinney	9	0	4	4	5	0	13	1.4
19	Michel Dukés	1	7	3	0	0	0	10	10.0
87	Sage Ennis	13	0	8	0	0	0	8	0.7
12	Tyler Venables	12	0	0	0	0	7	7	0.6
40	Luke Price	7	0	7	0	0	0	7	1.0
83	Hampton Earle	2	0						

2021 OVERALL STATS

DEFENSIVE STATS

# TACKLES	G-S	Snaps	Hit	Ast	Total	TFL	Sacks	PBU	QP	^ST
47 James Skalski	13-13	698	60	40	100	4.5-13	2.5-9	6	14	5
10 Baylon Spector	11-10	593	51	34	85	4.5-27	2.5-24	1	5	1
22 Trenton Simpson	13-12	556	50	28	78	12-59	6-45	3	11	
24 Nolan Turner	10-10	608	44	25	69	2-10	2-10	3	1	1
1 Andrew Mukuba	13-10	576	38	16	54	2-5	1-4	9	1	1
31 Mario Goodrich	12-12	561	34	14	48			9	1	3
25 Jalyn Phillips	12-6	357	23	24	47	1-3		3	1	2
98 Myles Murphy	13-10	547	23	20	43	14-55	7-38	2	12	
33 Ruke Orhorhoro	13-9	502	23	19	42	8-33	2.5-18	3	4	
23 Andrew Booth Jr.	11-11	581	33	6	39	3-7		5		
9 R.J. Mickens	13-2	337	21	16	37	0.5-2		2	3	
12 Tyler Venables	12-2	262	20	13	33	1.5-3	1-3	3		1
42 LaVonta Bentley	11-2	171	21	9	30	4-11	1-2		2	
5 K.J. Henry	13-4	339	17	11	28	6.5-26	4.5-24		8	
3 Xavier Thomas	12-10	476	21	6	27	5.5-40	3.5-36	1	17	
13 Tyler Davis	9-8	321	13	14	27	2.5-22	2.5-22		7	
0 Barrett Carter	13-1	179	12	14	26	1-2		1	3	2
6 Sheridan Jones	13-3	415	15	9	24			4		
54 Jeremiah Trotter Jr.	13-0	59	14	8	22	1-2	1-2			4
7 Justin Mascoll	11-2	204	8	11	19			3	5	
32 Etinosa Reuben	12-1	213	10	7	17	3.5-13	2.5-11	1	7	1
30 Keith Maguire	13-0	99	8	7	15			1	2	2
11 Bryan Bresee	4-4	154	9	6	15	3-20	1.5-16		4	
8 Tré Williams	11-1	243	5	8	13	4-15	1-10		7	
21 Malcolm Greene	10-0	181	9	4	13	1-2		2	1	
16 Ray Thornton III	12-0	75	8	4	12	1-2		1		5
14 Kevin Swint	10-0	110	6	3	9	3-4			1	
55 Payton Page	12-0	76	4	4	8					
17 Kane Patterson	12-0	43	3	4	7					2
18 Joseph Charleston	4-0	66	5	2	7					
2 Fred Davis II	9-0	137	5	1	6	0.5-1				
45 Sergio Allen	9-0	13	3	3	6					3
27 Carson Donnelly	13-0	17	4	2	6			1		2
99 Greg Williams	4-0	56	4	2	6	0.5-2		1		2
35 Justin Foster	5-0	93	2	3	5			1	1	
53 Regan Upshaw	11-0	37	1	4	5	0.5-0				1
15 Jake Venables	5-0	30	3	2	5	1.5-2				
20 Nate Wiggins	11-0	130	2	1	3			3		
10 Joseph Ngata	9-8	---	3	0	3					3
46 Jack Maddox	13-0	---	1	2	3					2
49 Matthew Maloney	5-0	0	1	2	3					3
36 Lannden Zanders	1-0	5	2	0	2					
84 Davis Allen	13-10	---	2	0	2					3
95 James Edwards	2-0	2	1	0	1					
90 Darnell Jefferies	6-0	24	0	1	1					
80 Beaux Collins	11-6	---	1	0	1					
19 DeMonte Capehart	5-0	20	0	0	0					
97 Nick Eddis	2-0	2	0	0	0					
59 Jabriel Robinson	2-0	3	0	0	0					
87 Sage Ennis	13-1	---	0	0	0					
44 Cade Denhoff	1-0	1	0	0	0					
91 Zaire Patterson	1-0	1	0	0	0					
92 Klayton Randolph	2-0	1	0	0	0					
TOTALS		633	407	1040	92-381	42-274	66	112	47	

Caused Fumbles (10): Murphy (2), Thomas (2), Bentley (1), Henry (1), Goodrich (1), Ba. Spector (1), Phillips (1), Turner (1)

Recovered Fumbles (8): Carter (1), T. Davis (1), Henry (1), Maddox (1), Mukuba (1), Orhorhoro (1), Reuben (1), Ba. Spector (1)

^ - special teams tackles; Note: Special teams tackles and tackles after turnovers are included in tackle totals; tackle totals are from coaches film grade.

# INTERCEPTIONS	No.	Yds	Avg	TD	Long
23 Andrew Booth Jr.	3	0	0.0	0	0
9 R.J. Mickens	2	37	18.5	0	37
31 Mario Goodrich	2	20	10.0	1	18
11 Bryan Bresee	1	0	0.0	0	0
12 Tyler Venables	1	7	7.0	0	7
10 Baylon Spector	1	3	3.0	0	3
24 Nolan Turner	1	2	2.0	0	2
6 Sheridan Jones	1	0	0.0	0	0
CLEMSON	12	69	5.8	1	37
Opponents	11	137	12.5	2	74

SPECIAL TEAMS & MISCELLANEOUS STATS

# PUNTING	P	Yards	Y/P	LG	TB	FC	-20	50+	HB
48 Will Spiers	63	2612	41.5	58	2	26	27	13	1
39 Aidan Swanson	3	116	38.7	42	0	0	1	0	0
TEAM	1	0	0.0	0	0	0	0	0	0
CLEMSON	67	2728	40.7	58	2	26	28	13	1
Opponents	84	3580	42.6	72	8	35	25	13	0

# FIELD GOALS	FGM-FGA	Pct	1-29	30-39	40-49	50+	LG	HB
29 B.T. Potter	21-26	80.7	4-4	5-8	10-11	2-3	51	0
CLEMSON	21-26	80.7	4-4	5-8	10-11	2-3	51	0
Opponents	13-20	65.0	6-6	4-6	3-5	0-3	44	0

# KICKOFFS	KO	Yds	Avg	TB	OB
29 B.T. Potter	69	4437	64.30	49	0
39 Aidan Swanson	3	193	64.33	1	0
41 Jonathan Weitz	1	59	59.00	0	0
CLEMSON	73	4689	64.23	50	0
Opponents	42	2611	62.17	18	2

# PUNT RETURNS	PR	Yards	Avg	TD	LG
82 Will Brown	12	26	2.2	0	17
16 Will Taylor	6	64	10.7	0	51
81 Drew Swinney	1	4	4.0	0	4
22 Will Swinney	1	-2	-2.0	0	0
TEAM	1	1	1.0	0	1
CLEMSON	21	93	4.4	0	51
Opponents	21	74	3.5	0	12

# KICKOFF RETURNS	KOR	Yards	Avg	TD	LG
1 Will Shipley	14	380	27.1	0	75
20 Kobe Pace	4	91	22.8	0	24
21 Darien Rencher	1	32	32.0	0	32
16 Will Taylor	1	14	14.0	0	14
81 Drew Swinney	1	5	5.0	0	5
CLEMSON	21	522	24.9	0	75
Opponents	16	431	26.9	1	99

# FUMBLE RETURNS	FR	Yards	Avg	TD	LG
0 Barrett Carter	1	3	3.0	1	3
CLEMSON	1	3	3.0	1	3
Opponents	1	6	6.0	1	6

# SCORING	TD	FGs	Kick	Rush	Rcv	Pass	DXP	Saf	Pts
29 B.T. Potter	0	21-26	38-38	0-0	0	0-0	0	0	101
1 Will Shipley	11	0-0	0-0	0-0	0	0-0	0	0	66
7 Kobe Pace	6	0-0	0-0	0-0	0	0-0	0	0	36
5 DJ Uiagalelei	4	0-0	0-0	0-0	0	0-0	0	0	24
8 Justyn Ross	3	0-0	0-0	0-0	0	0-0	0	0	18
26 Phil Mafah	3	0-0	0-0	0-0	0	0-0	0	0	18
84 Davis Allen	3	0-0	0-0	0-0	0	0-0	0	0	18
80 Beaux Collins	3	0-0	0-0	0-0	0	0-0	0	0	18
23 Lyn-J Dixon	1	0-0	0-0	0-0	0	0-0	0	0	6
9 Jake Briningstool	1	0-0	0-0	0-0	0	0-0	0	0	6
7 Taisun Phommachanh	1	0-0	0-0	0-0	0	0-0	0	0	6
10 Joseph Ngata	1	0-0	0-0	0-0	0	0-0	0	0	6
22 Will Swinney	1	0-0	0-0	0-0	0	0-0	0	0	6
31 Mario Goodrich	1	0-0	0-0	0-0	0	0-0	0	0	6
0 Barrett Carter	1	0-0	0-0	0-0	0	0-0	0	0	6
41 Jonathan Weitz	0	0-0	1-1	0-0	0	0-0	0	0	1
CLEMSON	40	21-26	39-39	0-0	0	0-0	0	0	342
Opponents	22	13-20	18-19	1-1	0	0-2	0	1	193

SCOREBOARD

Date	Site	W-L	Score	Opponent (AP,USA)	Attendance	CU AP,USA	Leading Rusher(s)	Leading Passer(s)	Leading Receiver(s)	Leading Tackler(s)
9-4	^N1	L	3-10	Georgia (5,5)	74,187	3,2	Dixon (1-10)	Uiagalelei (19-37-178)	Ngata (6-110)	Skalski (14)
9-11	H	W	49-3	South Carolina State	78,609	6,6	Shipley (8-80)	Uiagalelei (14-24-171)	Ross (3-52)	Orhorhoro (6)
9-18	H	W	14-8	*Georgia Tech	81,500	6,6	Shipley (21-88)	Uiagalelei (18-25-126)	Ross (7-61)	Bentley (13)
9-25	A	L ^(20T)	21-27	*NC State	56,919	9,7	Uiagalelei (9-63)	Uiagalelei (12-26-111)	Ross (8-77)	Ba. Spector (19)
10-2	^H	W	19-13	*Boston College	79,159	25,19	Pace (18-125)	Uiagalelei (13-28-207)	Ngata (4-111)	Skalski (10)
10-15	^A	W	17-14	*Syracuse	36,670	NR,25	Pace (14-76)	Uiagalelei (21-34-181)	Ross (5-51)	Ba. Spector (10)
10-23	A	L	17-27	*Pittsburgh (23,23)	60,594	NR,24	Shipley (10-52)	Uiagalelei (12-25-128)	Ross (5-59)	Skalski (18)
10-30	H	W	30-20	*Florida State	79,097		Shipley (25-128)	Uiagalelei (19-31-189)	Ross (5-75)	Simpson (8)
11-6	^A	W	30-24	*Louisville	51,729		Shipley (14-47)	Uiagalelei (18-30-220)	B. Collins (6-104)	Simpson (13)
11-13	H	W	44-7	UConn	77,522		Mafah (17-49)	Uiagalelei (21-44-241)	D. Collins (6-97)	Thornton III (6)
11-20	H	W	48-27	*Wake Forest (13,12)	81,048		Pace (24-191)	Uiagalelei (11-19-208)	B. Collins (4-137)	Ba. Spector (11)
11-27	^A	W	30-0	South Carolina	79,897	(23 CFP)	Shipley (19-128)	Uiagalelei (9-19-99)	D. Collins (2-50)	Ba. Spector/Turner (7)
12-29	N2	W	20-13	Iowa State	39,051	19,22 (19 CFP)	Shipley (18-61)	Uiagalelei (21-32-187)	D.Collins (6-56)	Phillips (8)

* - ACC game; ^ - night game; N1 - Charlotte, N.C.; N2 - Orlando, Fla. (Cheez-It Bowl); Note: **Bold** denotes a Clemson home game; home attendance - 476,935 (79,489 per game); total (home, away, neutral) attendance - 796,085 (61,237 per game).

2021 TEAM GAME-BY-GAME STATS

Category	UGA	SCS	GAT	NCS	BOC	SYR	PIT	FSU	LOU	CON	WFU	USC	ISU	Totals
Points	3	49	14	21	19	17	17	30	30	44	48	30	20	342
	10	3	8	27	13	14	27	20	24	7	27	0	13	193
Total Offense	180	504	284	214	438	314	315	377	345	476	542	364	315	4668
	256	235	298	386	357	356	464	241	397	99	406	206	270	3971
Plays	60	75	66	49	68	73	62	74	67	100	74	62	73	903
	61	61	72	96	74	67	82	56	70	58	75	62	60	894
Yards Per Play	3.0	6.7	4.3	4.4	6.4	4.3	5.1	5.1	5.1	4.8	7.3	5.9	4.3	5.2
	4.2	3.9	4.1	4.0	4.8	5.3	5.7	4.3	5.7	1.7	5.4	3.3	4.5	4.4
Rushing Yards	2	242	158	103	231	116	164	188	125	129	332	265	128	2183
	121	103	95	148	46	165	162	65	223	-21	36	43	66	1252
Carries	23	36	41	23	40	37	30	43	36	43	54	43	40	489
	31	34	38	51	34	30	43	34	47	26	31	20	21	440
Passing Yards	178	262	126	111	207	198	151	189	220	347	210	99	187	2485
	135	132	203	238	311	191	302	176	174	120	370	163	204	2719
Completions	19	23	18	12	13	22	15	19	18	27	12	9	21	228
	22	10	20	32	23	17	25	14	12	14	28	19	23	259
Passing Attempts	37	39	25	26	28	36	32	31	31	57	20	19	33	414
	30	27	34	45	40	37	39	22	23	32	44	42	39	454
Had Intercepted	1	2	0	1	0	0	2	1	0	1	1	1	1	11
	1	1	1	0	2	1	0	0	0	2	1	2	1	12
Completion Percentage	51.4	58.9	72	46.2	46.4	61.1	46.9	61.3	58.1	47.4	60.0	47.4	63.6	55.1
	73.3	37.0	58.8	71.1	57.5	45.9	64.1	63.6	52.2	45.5	63.6	45.2	59.0	57.0
Passing Efficiency	86.40	122.07	114.34	67.40	109.73	116.48	74.01	116.70	138.97	106.58	171.20	80.61	105.18	109.75
	104.47	70.70	103.09	144.87	112.81	92.82	146.07	160.84	115.72	62.75	137.23	68.32	106.24	110.07
First Downs	14	27	19	10	18	20	19	22	22	26	25	17	20	259
	15	9	20	31	19	18	26	12	17	7	24	12	14	224
Total Touchdowns	0	7	2	3	1	2	2	4	3	5	6	3	2	40
	1	0	0	4	1	2	3	3	3	1	3	0	1	22
Rushing Touchdowns	0	5	2	1	1	1	2	2	1	3	4	3	1	26
	0	0	0	0	1	1	0	0	3	0	2	0	0	7
Passing Touchdowns	0	2	0	2	0	1	0	1	2	2	2	0	0	12
	0	0	0	4	0	1	2	2	0	0	1	0	1	11
Field Goals	1-1	0-1	0-0	0-0	4-4	1-1	1-1	1-4	3-3	3-3	2-2	3-3	2-3	21-26
	1-2	1-1	2-2	0-3	2-2	0-1	2-2	0-0	1-2	0-0	2-2	0-0	2-3	13-20
Punting	8-331	3-132	4-158	8-342	6-208	8-349	5-223	4-206	5-220	6-220	1-38	4-133	5-168	67-2728
	5-217	11-449	7-274	6-306	6-295	7-279	4-189	8-340	6-246	9-371	4-183	6-240	5-191	84-3580
Punting Average	41.4	43.7	39.5	42.8	34.7	43.6	44.6	51.5	44.0	36.7	38.0	33.3	33.6	40.7
	43.4	40.8	39.1	51.0	49.2	39.9	47.2	42.5	41.0	41.2	45.8	40.0	38.4	42.6
Net Punting Average	37.1	42.3	40.0	41.6	32.0	38.4	44.8	48.8	43.6	41.0	38.0	33.3	33.6	39.0
	43.4	32.5	34.7	40.8	43.3	39.9	42.2	40.4	41.0	36.5	45.8	40.5	38.4	39.8
Time of Possession	28:31	26:08	29:50	18:12	29:41	32:59	23:53	31:05	27:31	36:44	33:52	31:35	32:10	29:24
	31:29	33:52	30:10	41:48	30:19	27:01	36:07	28:55	32:29	23:16	26:08	28:25	27:50	30:36
Third-Down Conversions	5-16	8-13	9-15	2-11	3-14	5-15	4-11	4-14	5-14	5-22	7-11	3-12	9-18	69-186
	7-15	2-16	3-15	11-21	5-15	5-15	10-18	4-13	6-17	0-14	8-17	4-16	6-15	71-207
Fourth-Down Conversions	0-1	0-0	0-1	0-1	0-1	1-1	0-0	0-0	0-1	5-6	1-1	1-2	1-1	9-16
	0-0	1-2	2-3	0-0	0-1	2-2	1-1	0-1	1-3	0-4	1-1	2-5	0-1	10-24
Red-Zone Scoring	1-1	7-7	2-4	2-3	2-2	2-2	2-2	2-4	3-4	4-5	6-7	2-2	2-3	37-46
	1-3	1-2	2-3	3-4	3-4	1-2	1-2	1-1	0-1	0-1	5-5	0-1	2-2	20-31
Red-Zone Touchdowns	0-1	7-7	2-4	2-3	0-2	2-2	2-2	2-4	2-4	3-5	5-7	1-2	1-3	28-46
	0-3	0-2	0-3	3-4	1-4	1-2	0-2	1-1	0-1	0-1	3-5	0-1	1-2	10-31
Red-Zone Points	3	49	14	14	6	14	14	14	17	24	38	10	10	227
	0	3	6	21	13	7	3	7	0	0	27	0	10	97
Turnovers	1	3	1	1	0	0	2	3	1	2	3	1	1	19
	2	1	1	1	3	1	1	2	0	2	3	2	1	20
Points Off Turnovers	0	0	0	0	6	7	0	6	0	3	14	3	7	46
	7	3	0	0	0	0	7	7	0	0	0	0	3	27
Penalties	7-59	5-35	8-66	13-94	6-60	7-60	5-46	6-25	3-30	5-47	4-30	5-45	5-60	79-657
	10-94	10-70	10-63	11-105	10-60	8-77	9-87	9-85	7-53	11-70	7-35	3-20	8-70	113-889
Punt Returns	0-0	4-51	2-11	2-1	1-15	3-0	0-0	1-17	2-0	2-2	1-0	1-(-3)	2-(-1)	21-93
	3-14	1-4	1-(-2)	1-9	4-16	5-29	2-(-1)	1-11	1-2	2-1	0-0	0-0	0-0	21-74
Kickoff Returns	1-18	2-47	0-0	0-0	3-58	2-47	4-107	2-42	3-100	1-32	2-45	1-26	0-0	21-522
	1-25	0-0	1-16	0-0	0-0	2-32	1-11	1-26	2-44	3-190	1-8	3-62	1-17	16-431
Interceptions>Returns	1-3	1-37	1-0	0-0	2-2	1-7	0-0	0-0	0-0	2-2	1-0	2-0	1-18	12-69
	1-74	2-0	0-0	1-0	0-0	0-0	2-65	1-(-2)	0-0	1-0	1-0	1-0	1-0	11-137
Fumble Returns	0-0	0-0	0-0	0-0	0-0	0-0	0-0	1-3	0-0	0-0	0-0	0-0	0-0	1-3
	0-0	0-0	0-0	0-0	0-0	0-0	0-0	1-6	0-0	0-0	0-0	0-0	0-0	1-6
Sacks	1-8	1-2	4-30	3-26	4-33	2-4	2-12	5-36	4-32	6-44	8-35	1-7	1-5	42-274
	7-46	0-0	0-0	2-8	1-9	2-11	1-2	3-22	3-23	1-8	0-0	0-0	1-4	21-133

Note: Clemson totals on top, opponent totals on bottom; home games in bold.



2021 INDIVIDUAL GAME-BY-GAME STATS

RUSHING Opponent	#1 SHIPLEY (RB)			#5 UIAGALELEI (QB)			#7 PHOMMACHANH (QB)			#16 TAYLOR (QB/WR)			#17 WILES (QB)			#18 HELMS (QB)			#19 DUKES (RB)			#20 PACE (RB)			#21 RENCHER (RB)								
	Car	Yds	TD	Car	Yds	TD	Car	Yds	TD	Car	Yds	TD	Car	Yds	TD	Car	Yds	TD	Car	Yds	TD	Car	Yds	TD	Car	Yds	TD						
Georgia	4	7	0	14	-22	0	---	---	---	0	0	0	---	---	---	---	---	---	---	---	---	4	7	0	0	0	0	0	0	0			
SC State	8	80	2	5	23	2	1	3	0	5	23	0	---	---	---	0	0	0	2	7	0	7	68	1	4	14	0	0	0	0			
Georgia Tech	21	88	2	8	46	0	---	---	---	0	0	0	---	---	---	---	---	---	---	---	---	7	13	0	0	0	0	0	0	0			
NC State	11	36	1	9	63	0	0	0	0	0	0	0	---	---	---	---	---	---	---	---	---	2	5	0	0	0	0	0	0	0			
Boston College	---	---	---	12	50	0	---	---	---	0	0	0	---	---	---	---	---	---	---	---	---	18	125	1	0	0	0	0	0	0			
Syracuse	---	---	---	11	26	0	1	2	0	---	---	---	---	---	---	---	---	---	---	---	---	14	76	1	0	0	0	0	0	0			
Pittsburgh	10	52	0	8	50	1	2	15	0	---	---	---	---	---	---	---	---	---	NWT	---	---	7	33	0	0	0	0	0	0	0			
Florida State	25	128	2	9	-9	0	---	---	---	---	---	---	---	---	---	---	---	---	NWT	---	---	---	---	---	---	---	---	0	0	0	0	0	0
Louisville	14	47	0	8	12	1	4	33	0	---	---	---	---	---	---	---	---	---	NWT	---	---	2	14	0	0	0	0	0	0	0			
UConn	---	---	---	2	-6	0	3	16	1	---	---	---	1	2	0	1	4	0	NWT	---	---	---	---	---	14	45	0	0	0	0			
Wake Forest	19	111	2	8	30	0	---	---	---	---	---	---	---	---	---	---	---	---	NWT	---	---	24	191	2	0	0	0	0	0	0			
South Carolina	19	128	1	5	33	0	---	---	---	---	---	---	---	---	---	---	---	---	NWT	---	---	7	58	1	1	3	0	0	0	0			
Iowa State	18	61	1	6	12	0	NWT	---	---	---	---	---	---	---	---	---	---	---	NWT	---	---	12	51	0	0	0	0	0	0	0			
TOTALS	149	738	11	105	308	4	11	69	1	5	23	0	1	2	0	1	4	0	2	7	0	103	641	6	19	62	0	0	0	0			

RUSHING Opponent	#23 DIXON (RB)			#26 MAFAH (RB)			#33 LUCAS (RB)		
	Car	Yds	TD	Car	Yds	TD	Car	Yds	TD
Georgia	1	10	0	---	---	---	---	---	---
SC State	4	27	0	---	---	---	0	0	0
Georgia Tech	5	11	0	---	---	---	---	---	---
NC State	NWT	---	---	---	---	---	---	---	---
Boston College	NWT	---	---	8	58	0	---	---	---
Syracuse	NWT	---	---	9	30	0	---	---	---
Pittsburgh	NWT	---	---	3	14	1	---	---	---
Florida State	NWT	---	---	9	69	0	---	---	---
Louisville	NWT	---	---	7	21	0	---	---	---
UConn	NWT	---	---	17	49	1	4	13	0
Wake Forest	NWT	---	---	2	1	0	---	---	---
South Carolina	NWT	---	---	11	43	1	---	---	---
Iowa State	NWT	---	---	2	7	0	---	---	---
TOTALS	10	48	0	66	292	3	4	13	0

PASSING Opponent	#5 UIAGALELEI (QB)					#7 PHOMMACHANH (QB)					#17 WILES (QB)					#18 HELMS (QB)					MISC. PASSERS										
	Cmp	Att	Yds	Int	TD	Eff	Cmp	Att	Yds	Int	TD	Eff	Cmp	Att	Yds	Int	TD	Eff	Cmp	Att	Yds	Int	TD	Eff							
Georgia	19	37	178	1	0	86.36	---	---	---	---	---	---	---	---	---	---	---	---	---	---	---	---	---	---	---	---	---	---	---		
SC State	14	24	171	1	1	101.01	7	10	75	1	1	146.00	---	---	---	---	---	2	5	16	0	0	66.88	---	---	---	---	---	---	---	---
Georgia Tech	18	25	126	0	0	114.34	---	---	---	---	---	---	---	---	---	---	---	---	---	---	---	---	---	---	---	---	---	---	---		
NC State	12	26	111	1	2	67.40	0	0	0	0	0	0	---	---	---	---	---	---	---	---	---	---	---	---	---	---	---	---	---	---	
Boston College	13	28	207	0	2	108.53	---	---	---	---	---	---	---	---	---	---	---	---	---	---	---	---	---	---	---	---	---	---	---		
Syracuse	21	34	181	0	1	116.19	0	0	0	0	0	0	---	---	---	---	---	---	---	---	---	---	1	1 ⁽⁴⁸⁾	17	0	0	242.8			
Pittsburgh	12	25	128	2	0	75.01	3	7	23	0	0	72.86	---	---	---	---	---	---	---	---	---	---	---	---	---	---	---	---	---	---	
Florida State	19	31	189	1	1	116.70	---	---	---	---	---	---	---	---	---	---	---	---	---	---	---	---	---	---	---	---	---	---	---		
Louisville	18	30	220	0	2	143.60	0	1	0	0	0	0	---	---	---	---	---	---	---	---	---	---	---	---	---	---	---	---	---	---	
UConn	21	44	241	1	1	96.69	1	1	33	0	0	377.20	2	4	31	0	1	197.60	3	8	42	0	0	81.60	---	---	---	---			
Wake Forest	11	19	208	1	1	156.69	---	---	---	---	---	---	---	---	---	---	---	---	---	---	---	1 ⁽¹⁾	1	2	1	0	446.80				
South Carolina	9	19	99	1	0	80.61	---	---	---	---	---	---	---	---	---	---	---	---	---	---	---	---	---	---	---	---	---	---	---		
Iowa State	21	32	187	1	0	108.46	NWT	---	---	---	---	---	---	---	---	---	---	---	---	---	---	---	---	---	---	---	---	---	---		
TOTALS	208	374	2246	10	9	108.65	11	19	131	1	1	122.65	2	4	31	0	1	197.60	5	13	58	0	0	75.94	(#48 Spiers)	(#1 Shipley)	---	---	---	---	

RECEIVING Opponent	#1 SHIPLEY (RB)			#2 LADSON JR. (WR)			#3 D. COLLINS (WR)			#6 E. WILLIAMS (WR)			#8 ROSS (WR)			#9 BRININGSTOOL (TE)			#10 NGATA (WR)			#11 AJOU (WR)			#15 STELLATO (WR)		
	Rec	Yds	TD	Rec	Yds	TD	Rec	Yds	TD	Rec	Yds	TD	Rec	Yds	TD	Rec	Yds	TD	Rec	Yds	TD	Rec	Yds	TD	Rec	Yds	TD
Georgia	1	11	0	1	4	0	---	---	---	1	0	0	4	26	0	---	---	---	6	110	0	0	0	0	---	---	---
SC State	0	0	0	1	11	0	2	18	0	1	10	0	3	52	1	0	0	0	3	51	0	2	16	0	1	12	0
Georgia Tech	2	6	0	1	5	0	---	---	---	0	0	0	7	61	0	---	---	---	2	25	0	0	0	0	---	---	---
NC State	1	-1	0	1	-1	0	---	---	---	0	0	0	8	77	2	---	---	---	2	36	0	0	0	0	---	---	---
Boston College	---	---	---	0	0	0	---	---	---	3	30	0	1	15	0	---	---	---	4	111	0	0	0	0	---	---	---
Syracuse	---	---	---	---	---	---	0	0	0	---	---	---	5	51	0	---	---	---	1	19	1	2	19	0	---	---	---
Pittsburgh	1	5	0	---	---	---	0	0	0	---	---	---	5	59	0	0	0	0	---	---	---	1	36	0	---	---	---
Florida State	4	24	0	---	---	---	0	0	0	2	8	0	5	75	0	1	11	0	3	52	0	0	0	0	---	---	---
Louisville	1	0	0	---	---	---	0	0	0	1	7	0	5	58	0	0	0	0	2	34	0	0	0	0	---	---	---
UConn	---	---	---	---	---	---	6	97	0	1	11	0	3	40	0	2	56	1	---	---	---	0	0	0	1	3	0
Wake Forest	1	18	0	---	---	---	0	0	0	---	---	---	---	---	---	0	0	0	---	---	---	0	0	0	---	---	---
South Carolina	0	0	0	---	---	---	2	50	0	---	---	---	---	---	---	0	0	0	---	---	---	1	2	0	---	---	---
Iowa State	5	53	0	NWT	---	---	6	56	0	---	---	---	---	---	---	0	0	0	0	0	0	NWT	---	---	---	---	---
TOTALS	16	116	0	4	19	0	16	221	0	9	66	0	46	514	3	3	67	1	23	438	1	6	73	0	2	15	0

RECEIVING Opponent	#16 TAYLOR (QB/WR)			#19 DUKES (RB)			#20 PACE (RB)			#21 RENCHER (RB)			#22 W. SWINNEY (WR)			#23 DIXON (RB)			#26 MAFAH (RB)			#40 PRICE (TE)			#80 B. COLLINS (WR)		
	Rec	Yds	TD	Rec	Yds	TD	Rec	Yds	TD	Rec	Yds	TD	Rec	Yds	TD	Rec	Yds	TD	Rec	Yds	TD	Rec	Yds	TD	Rec	Yds	TD
Georgia	0	0	0	---	---	---	1	6	0	0	0	0	0	0	0	0	0	0	---	---	---	---	---	---	---	---	---
SC State	0	0	0	1	3	0	0	0	0	0	0	0	2	11	0	1	14	1	---	---	---	0	0	0	3	36	0
Georgia Tech	1	5	0	---	---	---	1	17	0	0	0	0	0	0	0	1	-7	0	---	---	---	---	---	---	---	---	---
NC State	0	0	0	---	---	---	0	0	0	0	0	0	0	0	0	NWT	---	---	---	---	---	---	---	---	0	0	0
Boston College	1	1	0	---	---	---	2	41	0	---	---	---	0	0	0	NWT	---	---	1	1	0	0	0	0	0	0	0
Syracuse	---	---	---	---	---	---	1	4	0	0	0	0	0	0	0	NWT	---	---	3	27	0	---	---	---	2	29	0
Pittsburgh	---	---	---	NWT	---	---	1	9	0	0	0	0	0	0	0	NWT	---	---	0	0	0	---	---	---	5	23	0
Florida State	---	---	---	NWT	---	---	---	---	---	0	0	0	0	0	0	NWT	---	---	1	-4	0	---	---	---	1	9	0
Louisville	---	---	---	NWT	---	---	1	5	0	0	0	0	0	0	0	NWT	---	---	0	0	0	0	0	0			

2021 INDIVIDUAL GAME-BY-GAME STATS

RECEIVING	#81 D. SWINNEY (WR)			#82 BROWN (WR)			#84 D. ALLEN (TE)			#85 LAY (TE)			#87 ENNIS (TE)			#88 GALLOWAY (TE)			#89 MAY (WR)		
Opponent	Rec	Yds	TD	Rec	Yds	TD	Rec	Yds	TD	Rec	Yds	TD	Rec	Yds	TD	Rec	Yds	TD	Rec	Yds	TD
Georgia	---	---	---	---	---	---	2	8	0	---	---	---	0	0	0	3	13	0	---	---	---
SC State	1	4	0	0	0	0	2	24	0	0	0	0	0	0	0	0	0	0	0	0	0
Georgia Tech	---	---	---	0	0	0	2	13	0	---	---	---	0	0	0	1	1	0	---	---	---
NC State	---	---	---	0	0	0	0	0	0	---	---	---	0	0	0	0	0	0	---	---	---
Boston College	---	---	---	0	0	0	0	0	0	0	0	0	1	8	0	0	0	0	---	---	---
Syracuse	0	0	0	0	0	0	8	49	0	---	---	---	0	0	0	---	---	---			
Pittsburgh	0	0	0	1	12	0	1	7	0	---	---	---	0	0	0	0	0	0	---	---	---
Florida State	0	0	0	0	0	0	2	14	1	---	---	---	0	0	0	---	---	---			
Louisville	0	0	0	0	0	0	2	12	1	---	---	---	0	0	0	---	---	---			
UConn	0	0	0	0	0	0	1	19	0	0	0	0	0	0	0	---	---	---			
Wake Forest	0	0	0	0	0	0	6	53	1	---	---	---	0	0	0	---	---	---			
South Carolina	---	---	---	1	26	0	0	0	0	---	---	---	0	0	0	---	---	---			
Iowa State	0	0	0	0	0	0	2	9	0	---	---	---	0	0	0	---	---	---			
TOTALS	1	4	0	2	38	0	28	208	3	0	0	0	1	8	0	4	14	0	1	32	0

FGs/PUNTS	#29 POTTER (FG)					#39 SWANSON (PUNT)					#48 SPIERS (PUNT)							
Opponent	Made	Missed	No.	Yds	Avg	In20	50+	No.	Yds	Avg	In20	50+	No.	Yds	Avg	In20	50+	
Georgia	22	---	---	---	---	---	---	8	331	41.4	3	2	---	---	---	---	---	
SC State	---	58	---	---	---	2	84	42.0	0	0	1	48	48.0	0	0	---	---	---
Georgia Tech	---	---	---	---	---	---	---	4	158	39.5	3	0	---	---	---	---	---	
NC State	---	---	---	---	---	---	---	8	342	42.8	1	3	---	---	---	---	---	
Boston College	18,40,35,42	---	---	---	---	---	---	5	208	41.6	2	1	---	---	---	---	---	
Syracuse	40	---	---	---	---	---	---	8	349	43.6	2	3	---	---	---	---	---	
Pittsburgh	42	---	---	---	---	---	---	5	223	44.6	3	1	---	---	---	---	---	
Florida State	47	49,37,30	---	---	---	---	---	4	206	51.5	4	2	---	---	---	---	---	
Louisville	38,34,40	---	---	---	---	---	---	5	220	44.0	2	1	---	---	---	---	---	
UConn	49,49,30	---	1	32	32.0	1	0	5	188	37.6	2	0	---	---	---	---	---	
Wake Forest	50,35	---	---	---	---	---	---	1	38	38.0	1	0	---	---	---	---	---	
South Carolina	29,47,49	---	---	---	---	---	---	4	133	33.2	1	0	---	---	---	---	---	
Iowa State	23,51	36	---	---	---	---	---	5	168	33.6	3	0	---	---	---	---	---	
TOTAL	21	5	3	116	38.7	1	0	63	2612	41.5	27	13	---	---	---	---	---	

RETURNS	#1 SHIPLEY (KR)				#20 PACE (KR)				MISC. KICK RETURN				#16 TAYLOR (PR)				#22 W. SWINNEY (PR)				#82 BROWN (PR)				MISC. PUNT RETURN			
Opponent	KR	Yds	Avg.	TD	KR	Yds	Avg.	TD	KR	Yds	Avg.	TD	PR	Yds	Avg.	TD	PR	Yds	Avg.	TD	PR	Yds	Avg.	TD	PR	Yds	Avg.	TD
Georgia	1	18	18.0	0	0	0	0	0	---	---	---	---	0	0	0	0	0	0	0	0	---	---	---	---	---	---	---	---
SC State	2	47	23.5	0	0	0	0	0	---	---	---	---	3	53	17.7	0	0	0	0	0	---	---	---	---	---	---	---	---
Georgia Tech	0	0	0	0	0	0	0	0	---	---	---	---	1	10	10.0	0	0	0	0	0	1	-2	-2.0	0	---	---	---	---
NC State	0	0	0	0	0	0	0	0	---	---	---	---	2	1	0.5	0	0	0	0	0	---	---	---	---	---	---	---	---
Boston College	---	---	---	---	2	44	22.0	0	1 ⁽⁶⁾	14	14.0	0	0	0	0	0	0	0	0	0	1	15	15.0	0	---	---	---	---
Syracuse	---	---	---	---	2	47	23.5	0	---	---	---	---	---	---	---	---	0	0	0	0	3	0	0	0	---	---	---	---
Pittsburgh	4	107	26.8	0	0	0	0	0	---	---	---	---	---	---	---	---	0	0	0	0	---	---	---	---	---	---	---	---
Florida State	2	42	21.0	0	---	---	---	---	---	---	---	---	---	---	---	---	0	0	0	0	1	17	17.0	0	---	---	---	---
Louisville	2	95	47.5	0	0	0	0	0	---	---	---	---	---	---	---	---	2	0	0	0	2	0	0	0	---	---	---	---
UConn	---	---	---	---	---	---	---	---	1 ⁽²¹⁾	32	32.0	0	---	---	---	---	1	-2	-2.0	0	0	0	0	0	1 ⁽⁸¹⁾	4	4.0	0
Wake Forest	2	45	22.5	0	0	0	0	0	---	---	---	---	---	---	---	---	0	0	0	0	1	0	0	0	---	---	---	---
South Carolina	1	26	26.0	0	0	0	0	0	---	---	---	---	---	---	---	---	0	0	0	0	1	-3	-3.0	0	---	---	---	---
Iowa State	0	0	0	0	0	0	0	0	---	---	---	---	---	---	---	---	0	0	0	0	2	-1	-0.5	0	---	---	---	---
TOTALS	14	380	27.1	0	4	91	22.8	0	(#16 Taylor) (#21 Rencher)	6	64	10.67	0	1	-2	-2.0	0	12	26	2.1	0	(#81 D. Swinney)	---	---	---	---		

DEFENSIVE LINE	#3 THOMAS (DE)				#5 HENRY (DE)				#7 MASCOLL (DE)				#8 T. WILLIAMS (DT)				#11 BRESEE (DT)				#13 T. DAVIS (DT)				#14 SWINT (DE)			
Opponent	Snaps	Tack	TFL	Sack	Snaps	Tack	TFL	Sack	Snaps	Tack	TFL	Sack	Snaps	Tack	TFL	Sack	Snaps	Tack	TFL	Sack	Snaps	Tack	TFL	Sack	Snaps	Tack	TFL	Sack
Georgia	31	1	0	0	19	1	0	0	20	2	0	0	28	1	0	0	44	7	1-3	0	---	---	---	---	0	0	0	0
SC State	20	2	0	0	14	2	0	0	13	1	0	0	19	1	1-1	0	20	2	0	0	20	1	0	0	24	4	3-4	0
Georgia Tech	46	1	0.5-6	0.5-6	25	2	0.5-1	0.5-1	24	3	0	0	11	3	0.5-1	0	47	4	2-17	1.5-16	51	7	0	0	---	---	---	---
NC State	56	5	2-17	2-17	40	1	1-1	0	10	3	0	0	54	1	0	0	43	2	0	0	---	---	---	---	---	---	---	---
Boston College	44	3	2-15	1-13	29	2	0	0	17	0	0	0	34	2	0.5-6	0.5-6	---	---	---	---	---	---	---	---	---	---	---	---
Syracuse	44	2	1-2	0	20	0	0	0	22	1	0	0	31	1	0.5-1	0	---	---	---	---	---	---	---	---	8	0	0	0
Pittsburgh	61	2	0	0	31	3	0	0	33	4	0	0	38	3	1-2	0	---	---	---	---	25	3	0	0	3	0	0	0
Florida State	41	6	0	0	15	3	0.5-0	0.5-0	17	2	0	0	6	0	0	0	---	---	---	---	38	4	0.5-9	0.5-9	4	1	0	0
Louisville	53	4	0	0	23	3	1-1	0	15	1	0	0	4	0	0	0	---	---	---	---	44	1	0	0	3	0	0	0
UConn	7	0	0	0	16	2	1-7	1-7	16	2	0	0	10	1	0.5-4	0.5-4	---	---	---	---	19	2	1-9	1-9	24	2	0	0
Wake Forest	31	0	0	0	43	4	0.5-4	0.5-4	---	---	---	---	8	0	0	0	---	---	---	---	44	3	1-4	1-4	23	1	0	0
South Carolina	---	---	---	---	41	2	1-7	1-7	---	---	---	---	---	---	---	---	---	---	---	---	31	3	0	0	21	1	0	0
Iowa State	42	1	0	0	23	3	1-5	1-5	17	0	0	0	---	---	---	---	---	---	---	---	49	3	0	0	0	0	0	0
TOTALS	476	27	5.5-40	3.5-36	339	28	6.3-26	4.5-24	204	19	0	0	243	13	4-15	1-10	154	15	3-20	1.5-16	321	27	2.5-22	2.5-22	110	9	3-4	0

DEFENSIVE LINE	#19 CAPEHART (DT)				#32 REUBEN (DT)				#33 ORHORHORO (DT)				#35 FOSTER (DE)				#44 DENHOFF (DE)				#53 UPSHAW (DE)				#55 PAGE (DT)			
Opponent	Snaps	Tack	TFL	Sack	Snaps	Tack	TFL	Sack	Snaps	Tack	TFL	Sack	Snaps	Tack	TFL	Sack	Snaps	Tack	TFL	Sack	Snaps	Tack	TFL	Sack	Snaps	Tack	TFL	Sack
Georgia	---	---	---	---	---	---	---	---	48	3	0.5-1	0	23	1	0	0	---	---	---	---	0	0	0	0	2	0	0	0
SC State	4	0	0	0	14	2	1-2	0	18	6	2-7	0	---	---	---	---	---	---	---	---	21	3	0.5-0	0	12	1	0	0
Georgia Tech	---	---	---	---	1	0	0	0	31	4	0.5-2	0	15	2	0	0	---	---	---	---	0	0	0	0	0	0	0	0
NC State	---	---	---	---	17	3	0	0	73	4	0	0	39	2	0	0	---	---	---	---	0	0	0	0	10	0	0	0
Boston College	---	---	---	---	23	4	0	0	46	2	0.5-3	0	16	0	0	0	---	---	---	---	0	0	0	0	6	0	0	0
Syracuse	---	---	---	---	19	1	0	0	37	4	1-1	0.5-3	0	0	0	0	---	---	---	---	0	1	0	0	3	0	0	0
Pittsburgh	---	---	---	---	39	2	0	0	41	1	0	0	---	---	---	---	---	---	---	---	0							

2021 INDIVIDUAL GAME-BY-GAME STATS

DEFENSIVE LINE	#59 ROBINSON (DE)				#90 JEFFERIES (DT)				#91 PATTERSON (DE)				#92 RANDOLPH (DE)				#95 JAM. EDWARDS (DT)				#98 MURPHY (DE)				#99 G.WILLIAMS (DE)			
Opponent	Snaps	Tack	TFL	Sack	Snaps	Tack	TFL	Sack	Snaps	Tack	TFL	Sack	Snaps	Tack	TFL	Sack	Snaps	Tack	TFL	Sack	Snaps	Tack	TFL	Sack	Snaps	Tack	TFL	Sack
Georgia	---	---	---	---	7	0	0	0	1	0	0	0	---	---	---	---	---	---	---	---	35	4	1.5-9	1-8	---	---	---	---
SC State	1	0	0	0	10	0	0	0	---	---	---	---	0	0	0	0	2	1	0	0	20	0	0	0	11	2	0	0
Georgia Tech	---	---	---	---	---	---	---	---	---	---	---	---	---	---	---	---	---	---	---	---	44	2	0.5-3	0	---	---	---	---
NC State	---	---	---	---	---	---	---	---	---	---	---	---	---	---	---	---	---	---	---	---	61	7	1-2	0	---	---	---	---
Boston College	---	---	---	---	---	---	---	---	---	---	---	---	---	---	---	---	---	---	---	---	48	5	2.5-6	1.5-4	---	---	---	---
Syracuse	---	---	---	---	---	---	---	---	---	---	---	---	---	---	---	---	---	---	---	---	45	0	0	0	---	---	---	---
Pittsburgh	---	---	---	---	---	---	---	---	---	---	---	---	---	---	---	---	---	---	---	---	47	1	0	0	---	---	---	---
Florida State	---	---	---	---	---	---	---	---	---	---	---	---	---	---	---	---	---	---	---	---	43	5	3-11	2-8	---	---	---	---
Louisville	---	---	---	---	0	0	0	0	---	---	---	---	---	---	---	---	---	---	---	---	46	5	1-1	0	---	---	---	---
UConn	2	0	0	0	1	0	0	0	1	0	0	0	1	0	0	0	1	0	0	0	22	3	1.5-13	1.5-13	14	1	0	0
Wake Forest	---	---	---	---	1	0	0	0	---	---	---	---	---	---	---	---	---	---	---	---	50	3	1-5	1-5	9	1	0	0
South Carolina	---	---	---	---	5	1	0	0	---	---	---	---	---	---	---	---	---	---	---	---	44	5	1-3	0	22	2	0	0
Iowa State	---	---	---	---	---	---	---	---	---	---	---	---	---	---	---	---	---	---	---	---	42	3	1-2	0	---	---	---	---
TOTALS	3	0	0	0	24	1	0	0	1	0	0	0	1	0	0	0	2	1	0	0	547	43	14-55	7-38	56	6	0	0

LINEBACKERS	#0 CARTER (LB)				#10 BA. SPECTOR (LB)				#15 J. VENABLES (LB)				#17 PATTERSON (LB)				#22 SIMPSON (LB)				#30 MAGUIRE (LB)				#42 BENTLEY (LB)			
Opponent	Snaps	Tack	TFL	Sack	Snaps	Tack	TFL	Sack	Snaps	Tack	TFL	Sack	Snaps	Tack	TFL	Sack	Snaps	Tack	TFL	Sack	Snaps	Tack	TFL	Sack	Snaps	Tack	TFL	Sack
Georgia	1	2	0	0	51	11	0	0	---	---	---	---	1	0	0	0	52	2	0	0	1	0	0	0	10	1	0	0
SC State	13	2	0	0	24	1	0	0	4	1	0	0	15	0	0	0	30	1	0	0	17	1	0	0	8	1	0	0
Georgia Tech	3	0	0	0	---	---	---	---	---	---	---	---	0	0	0	0	22	5	0.5-5	0.5-5	16	1	0	0	54	13	3-9	1-2
NC State	20	4	0	0	96	19	0	0	2	0	0	0	20	4	0	0	59	8	0	0	1	0	0	0	58	9	0	0
Boston College	15	2	0	0	72	8	1.5-8	0.5-7	---	---	---	---	0	0	0	0	66	5	0.5-0	0	0	0	0	0	4	0	0	0
Syracuse	10	0	0	0	65	10	0	0	---	---	---	---	0	0	0	0	45	5	1.5	0	0	1	0	0	4	1	1-2	0
Pittsburgh	46	5	0	0	32	6	1-9	1-9	---	---	---	---	0	0	0	0	17	4	1-3	1-3	0	1	0	0	0	0	0	0
Florida State	10	2	0	0	49	4	0.5-4	0.5-4	---	---	---	---	0	0	0	0	34	8	2.5-4	0.5-1	0	0	0	0	4	0	0	0
Louisville	0	0	0	0	63	5	0	0	---	---	---	---	0	0	0	0	62	13	3-28	2-26	0	0	0	0	0	0	0	0
UConn	10	4	1-2	0	24	3	0	0	9	2	0.5-1	0	7	1	0	0	30	5	1-6	1-6	11	3	0	0	3	0	0	0
Wake Forest	9	2	0	0	63	11	0.5-4	0.5-4	5	0	0	0	0	0	0	0	46	10	1.5-6	1-4	4	0	0	0	---	---	---	---
South Carolina	10	1	0	0	54	7	1-2	0	10	2	1-1	0	0	2	0	0	53	6	1-2	0	8	2	0	0	---	---	---	---
Iowa State	32	2	0	0	---	---	---	---	---	---	---	---	NWT	---	---	---	40	6	0	0	41	6	0	0	26	5	0	0
TOTALS	179	26	1-2	0	593	85	4.5-27	2.5-24	30	5	1.5-2	0	43	7	0	0	556	78	12-59	6.0-45	99	15	0	0	171	30	4-11	1-2

LINEBACKERS	#45 S. ALLEN (LB)				#46 McMAHAN (LB)				#47 SKALSKI (LB)				#48 COTE (LB)				#49 MALONEY (LB)				#54 TROTTER JR. (LB)			
Opponent	Snaps	Tack	TFL	Sack	Snaps	Tack	TFL	Sack	Snaps	Tack	TFL	Sack	Snaps	Tack	TFL	Sack	Snaps	Tack	TFL	Sack	Snaps	Tack	TFL	Sack
Georgia	0	1	0	0	---	---	---	---	62	14	0	0	---	---	---	---	---	---	---	---	0	0	0	0
SC State	13	4	0	0	0	0	0	0	29	4	1-2	0	0	0	0	0	0	0	0	0	13	5	1-2	1-2
Georgia Tech	0	0	0	0	---	---	---	---	73	9	0	0	---	---	---	---	---	---	---	---	0	0	0	0
NC State	0	0	0	0	---	---	---	---	19	4	0	0	0	0	0	0	---	---	---	---	0	0	0	0
Boston College	0	0	0	0	---	---	---	---	77	10	0	0	---	---	---	---	---	---	---	---	0	0	0	0
Syracuse	0	0	0	0	---	---	---	---	69	8	0.5-1	0.5-1	---	---	---	---	---	---	---	---	0	1	0	0
Pittsburgh	---	---	---	---	---	---	---	---	74	18	0	0	---	---	---	---	---	---	---	---	0	1	0	0
Florida State	0	0	0	0	---	---	---	---	42	7	0	0	---	---	---	---	---	---	---	---	0	0	0	0
Louisville	0	1	0	0	---	---	---	---	69	8	1.5-3	1-2	---	---	---	---	---	---	---	---	0	1	0	0
UConn	0	0	0	0	---	---	---	---	41	4	0	0	0	0	0	0	0	1	0	0	12	4	0	0
Wake Forest	---	---	---	---	---	---	---	---	73	5	1.5-7	1-6	---	---	---	---	---	---	---	---	1	1	0	0
South Carolina	---	---	---	---	---	---	---	---	54	6	0	0	---	---	---	---	0	2	0	0	2	3	0	0
Iowa State	---	---	---	---	---	---	---	---	16	3	0	0	---	---	---	---	0	0	0	0	31	6	0	0
TOTALS	13	6	0	0	0	0	0	0	698	100	4.5-13	2.5-9	0	0	0	0	0	3	0	0	59	22	1-2	1-2

DEFENSIVE BACKS	#1 MUKUBA (S)				#2 F. DAVIS II (CB)				#6 JONES (CB)				#9 MICKENS (S)				#12 T. VENABLES (S)				#16 THORNTON III (S)				#18 CHARLESTON (S)							
Opponent	Snaps	Tack	PBU	INT	Snaps	Tack	PBU	INT	Snaps	Tack	PBU	INT	Snaps	Tack	PBU	INT	Snaps	Tack	PBU	INT	Snaps	Tack	PBU	INT	Snaps	Tack	PBU	INT				
Georgia	59	8	1	0	---	---	---	---	18	0	0	0	0	0	0	0	1	0	0	0	0	0	0	0	0	0	0	0	30	2	0	0
SC State	15	0	1	0	33	2	0	0	27	3	0	0	28	2	1	1	24	3	0	0	19	0	0	0	13	4	0	0				
Georgia Tech	64	2	2	0	8	1	0	0	6	0	0	0	15	0	0	0	11	3	0	0	0	0	0	0	0	0	0	0				
NC State	70	11	0	0	---	---	---	---	55	2	0	0	31	10	0	0	24	2	0	0	0	0	0	0	11	1	0	0				
Boston College	50	2	0	0	---	---	---	---	77	7	2	0	27	3	0	1	46	5	0	0	0	0	0	0	---	---	---	---				
Syracuse	45	5	1	0	---	---	---	---	42	2	1	0	22	1	1	0	34	5	0	1	0	1	0	0	---	---	---	---				
Pittsburgh	12	2	0	0	20	2	0	0	13	0	0	0	52	8	0	0	24	4	1	0	10	2	0	0	NWT	---	---	---				
Florida State	25	3	1	0	10	0	0	0	8	0	0	0	24	0	0	0	31	3	1	0	0	1	0	0	NWT	---	---	---				
Louisville	44	3	0	0	21	0	0	0	44	2	0	0	71	8	0	0	---	---	---	---	0	0	0	0	NWT	---	---	---				
UConn	39	4	0	0	30	0	0	0	34	2	0	1	32	3	1	0	24	2	0	0	22	6	0	0	NWT	---	---	---				
Wake Forest	50	9	3	0	6	1	0	0	28	1	1	0	22	1	0	0	17	3	1	0	13	1	1	0	NWT	---	---	---				
South Carolina	50	3	0	0	0	0	0	0	32	3	0	0	4	0	0	0	9	2	0	0	10	1	0	0	NWT	---	---	---				
Iowa State	53	2	0	0	9	0	0	0	31	2	0	0	9	1	0	0	17	1	0	0	NWT	---	---	---	NWT	---	---	---				
TOTALS	576	54	9	0	137	6	0	0	415	24	4	1	337	37	3	2	262	33	3	1	74	12	1	0	54	7	0	0				

DEFENSIVE BACKS	#20 WIGGINS (CB)				#21 GREENE (CB)				#23 BOOTH JR. (CB)				#24 TURNER (S)				#25 PHILLIPS (S)				#26 MCCALL (CB)				#27 DONNELLY (S)			
-----------------	------------------	--	--	--	-----------------	--	--	--	--------------------	--	--	--	----------------	--	--	--	------------------	--	--	--	-----------------	--	--	--	------------------	--	--	--

2021 OFFENSIVE DRIVE CHARTS

GEORGIA

#	Qtr	Clock	Spot	Plays	Yards	TOP	Result
1	1	9:42	10	3	-5	1:28	Punt
2	1	6:31	2	3	15	1:34	Punt
3	2	14:19	20	8	36	5:05	Punt
4	2	6:28	15	3	1	0:56	Punt
5	2	5:32	50	5	20	2:34	INT
6	2	2:58	25	8	33	2:05	Punt
7	3	15:00	25	8	20	3:36	Punt
8	3	9:39	33	3	-9	2:10	Punt
9	3	2:33	23	3	-13	2:23	Punt
10	4	12:56	13	10	82	3:48	FG
11	4	7:36	25	7	30	2:47	Downs

SOUTH CAROLINA STATE

#	Qtr	Clock	Spot	Plays	Yards	TOP	Result
1	1	14:58	28	9	72	3:20	TD
2	1	10:09	33	7	67	2:49	TD
3	1	5:34	44	8	56	2:13	TD
4	1	2:27	*11	1	11	0:06	TD
5	2	14:45	2	3	3	1:19	Punt
6	2	12:42	*29	1	0	0:06	INT
7	2	9:05	16	6	84	2:22	TD
8	2	3:10	20	6	16	1:06	Fum
9	2	0:12	44	1	15	0:12	MFG
10	3	13:23	35	9	65	3:44	TD
11	3	7:23	37	10	63	3:31	TD
12	4	13:19	4	2	12	0:24	INT
13	4	10:17	16	3	1	1:41	Punt
14	4	5:21	20	7	21	2:00	Punt
15	4	1:06	28	3	7	1:06	Game

GEORGIA TECH

#	Qtr	Clock	Spot	Plays	Yards	TOP	Result
1	1	15:00	25	8	33	3:48	Punt
2	1	7:52	*39	8	39	3:15	TD
3	1	2:39	48	3	-1	1:22	Punt
4	2	15:00	38	13	43	6:17	Downs
5	2	4:14	20	3	3	1:27	Punt
6	3	11:57	18	6	32	3:08	Punt
7	3	5:06	14	12	69	5:56	Fum
8	4	12:41	34	12	66	4:29	TD
9	4	0:15	2	1	-2	0:08	Safety

NC STATE

#	Qtr	Clock	Spot	Plays	Yards	TOP	Result
1	1	15:00	25	4	12	1:52	Punt
2	1	10:44	20	5	80	1:33	TD
3	1	0:05	25	3	3	1:10	Punt
4	2	11:23	20	3	-10	2:15	Punt
5	2	7:35	42	3	5	1:29	Punt
6	2	4:37	35	2	23	0:42	INT
7	2	0:03	36	1	-3	0:03	Half
8	3	10:45	20	3	4	1:26	Punt
9	3	5:10	25	3	11	2:46	Punt
10	4	13:33	20	7	80	2:41	TD
11	4	6:14	34	3	2	1:21	Punt
12	OT ⁽¹⁾	---	*25	5	25	---	TD
13	OT ⁽²⁾	---	*25	4	5	---	Downs

BOSTON COLLEGE

#	Qtr	Clock	Spot	Plays	Yards	TOP	Result
1	1	15:00	18	8	37	3:56	Downs
2	1	9:44	14	5	86	1:42	TD
3	1	2:59	25	3	6	0:54	Punt
4	1	0:17	4	10	94	5:07	FG
5	2	8:58	50	7	27	1:51	FG
6	2	0:13	21	1	6	0:13	Half
7	3	14:00	24	3	1	0:47	Punt
8	3	12:25	10	6	34	3:04	Punt
9	3	8:18	2	8	54	4:18	Punt
10	3	3:10	*33	6	15	2:00	FG
11	4	14:49	48	3	6	1:58	Punt
12	4	7:12	20	7	55	2:21	FG
13	4	2:14	23	3	-2	0:26	Punt
14	4	0:49	22	2	-2	0:49	Game

SYRACUSE

#	Qtr	Clock	Spot	Plays	Yards	TOP	Result
1	1	8:21	22	5	7	2:27	Punt
2	1	5:01	17	6	16	3:14	Punt
3	1	1:03	13	12	87	6:57	TD
4	2	5:28	25	5	17	1:56	Punt
5	2	2:06	42	13	58	1:57	TD
6	3	14:54	25	6	20	2:56	Punt
7	3	8:14	16	5	20	2:50	Punt
8	3	3:09	2	6	14	2:58	Punt
9	4	14:43	13	3	9	1:46	Punt
10	4	11:53	31	7	46	2:31	FG
11	4	7:18	25	5	16	2:38	Punt
12	4	0:38	30	1	-1	0:38	Game

PITTSBURGH

#	Qtr	Clock	Spot	Plays	Yards	TOP	Result
1	1	13:18	47	3	4	1:28	Punt
2	1	10:20	37	7	37	2:16	INT
3	1	4:58	20	8	80	3:29	TD
4	1	0:06	35	5	40	1:23	Punt
5	2	11:19	2	9	42	3:42	Punt
6	2	3:18	25	3	0	0:26	Punt
7	2	0:34	35	3	6	0:34	Half
8	3	15:00	25	7	28	3:30	INT
9	3	11:23	30	11	45	4:27	FG
10	3	1:05	29	3	3	0:47	Punt
11	4	9:24	28	5	72	1:28	TD

FLORIDA STATE

#	Qtr	Clock	Spot	Plays	Yards	TOP	Result
1	1	15:00	35	3	8	1:50	Punt
2	1	9:04	24	10	46	3:32	FG
3	1	0:19	25	10	44	3:07	MFG
4	2	10:12	23	4	77	1:44	TD
5	2	8:09	17	10	83	4:28	TD
6	2	1:29	49	3	2	2:12	Punt
7	3	12:47	*49	5	29	1:50	MFG
8	3	7:00	16	3	-3	0:57	INT
9	3	3:32	4	10	55	4:40	Fum
10	4	13:44	*46	8	33	2:44	MFG
11	4	9:02	14	3	-8	1:23	Fum
12	4	7:33	38	3	-4	1:57	Punt
13	4	3:48	42	3	58	0:55	TD
14	4	1:26	31	3	4	1:03	Punt

LOUISVILLE

#	Qtr	Clock	Spot	Plays	Yards	TOP	Result
1	1	12:02	25	3	75	0:53	TD
2	1	9:46	26	4	11	1:29	Punt
3	1	5:54	29	4	9	2:15	Punt
4	1	1:12	13	3	1	1:16	Punt
5	2	10:32	25	10	54	4:48	FG
6	2	1:33	14	10	86	1:15	TD
7	3	15:00	25	3	-6	1:45	Punt
8	3	11:18	*18	5	17	1:57	Downs
9	3	2:33	34	6	19	2:32	Punt
10	4	14:15	43	8	40	3:58	FG
11	4	8:11	43	9	57	3:59	TD
12	4	2:40	*25	4	2	0:21	FG

UCONN

#	Qtr	Clock	Spot	Plays	Yards	TOP	Result
1	1	14:47	34	15	34	5:34	FG
2	1	6:49	22	11	78	3:46	TD
3	1	1:22	34	6	66	1:51	TD
4	2	13:31	34	2	-2	0:35	INT
5	2	11:06	32	8	36	3:05	FG
6	2	7:23	*17	4	5	0:53	FG
7	2	3:49	26	3	2	0:50	Punt
8	2	2:36	24	3	0	0:23	Punt
9	2	0:49	12	6	88	0:34	TD
10	3	14:59	*46	11	46	4:39	TD
11	3	9:27	*49	4	5	2:36	Punt
12	3	5:10	49	4	8	1:46	Punt
13	3	1:26	36	5	18	1:32	Downs
14	4	14:27	49	10	51	3:56	Fum
15	4	8:33	45	5	13	1:57	Punt
16	4	4:16	*30	2	30	0:40	TD
17	4	2:08	7	3	8	2:08	Game

WAKE FOREST

#	Qtr	Clock	Spot	Plays	Yards	TOP	Result
1	1	14:16	31	7	36	1:37	FG
2	1	10:47	23	9	77	4:06	TD
3	1	5:20	35	6	45	2:10	Fum
4	1	1:38	33	5	16	1:49	Punt
5	2	10:13	29	11	71	4:58	TD
6	2	1:22	35	3	11	0:15	INT
7	2	0:08	24	1	-1	0:08	Half
8	3	14:56	22	6	63	2:51	Fum
9	3	11:59	*20	3	20	1:09	TD
10	3	8:08	25	5	75	2:32	TD
11	3	5:31	*20	5	20	1:53	TD
12	4	14:55	25	11	57	7:41	FG
13	4	4:49	*43	4	43	2:30	TD

SOUTH CAROLINA

#	Qtr	Clock	Spot	Plays	Yards	TOP	Result
1	1	14:55	27	7	73	3:11	TD
2	1	9:44	37	2	9	0:50	INT
3	1	7:11	*40	3	2	2:11	Punt
4	1	4:02	*13	4	1	1:22	FG
5	1	0:18	21	7	79	3:08	TD
6	2	10:19	5	8	59	4:25	Downs
7	2	3:17	1	7	30	2:58	Punt
8	3	13:10	36	9	34	4:05	FG
9	3	5:13	1	3	4	1:51	Punt
10	3	1:05	41	6	27	3:41	FG
11	4	6:45	40	3	-4	0:35	Punt
12	4	5:43	25	6	25	3:13	TD

IOWA STATE

#	Qtr	Clock	Spot	Plays	Yards	TOP	Result
1	1	15:00	25	15	69	8:08	FG
2	1	5:01	28	7	30	2:54	Punt
3	2	11:25	25	3	3	0:51	Punt
4	2	7:33	25	8	41	3:26	FG
5	2	2:00	12	14	69	2:00	MFG
6	3	12:33	21	16	79	7:39	TD
7	3	2:33	20	1	0	0:06	INT
8	3	1:23	25	3	7	1:23	Punt
9	4	9:42	25	4	29	2:47	Punt
10	4	4:15	*42	3	-4	2:23	Punt
11	4	0:33	*37	2	-3	0:33	Game

CLEMSON'S LONG PLAYS

Yds	Player(s)	Type	Opp
63	Mafah		

2021 DEFENSIVE DRIVE CHARTS

GEORGIA

#	Qtr	Clock	Spot	Plays	Yards	TOP	Result
1	1	14:52	25	8	27	5:10	Punt
2	1	8:14	*49	3	2	1:28	Punt
3	1	4:57	37	12	44	5:38	MFG
4	2	9:14	9	5	25	2:46	Punt
5	2	0:53	20	2	7	0:53	Half
6	3	11:24	12	5	15	1:45	INT
7	3	7:29	14	11	81	4:51	FG
8	3	0:10	35	4	11	2:14	Punt
9	4	9:08	25	3	8	1:32	Punt
10	4	4:49	45	10	41	4:49	Game

SOUTH CAROLINA STATE

#	Qtr	Clock	Spot	Plays	Yards	TOP	Result
1	1	11:38	25	3	-1	1:29	Punt
2	1	7:20	25	3	-7	2:49	Punt
3	1	3:21	25	3	2	0:54	Punt
4	1	2:21	25	5	18	2:36	Punt
5	2	13:26	47	2	17	0:44	INT
6	2	12:36	29	6	32	3:31	Punt
7	2	6:43	25	4	26	3:33	Punt
8	2	2:04	*36	6	26	1:45	FG
9	3	15:00	25	3	6	1:37	Punt
10	3	9:39	25	3	-3	2:16	Punt
11	3	3:52	25	12	71	5:33	Downs
12	4	12:55	40	3	5	2:38	Punt
13	4	8:36	41	6	19	3:15	Punt
14	4	3:21	21	3	4	2:15	Punt

GEORGIA TECH

#	Qtr	Clock	Spot	Plays	Yards	TOP	Result
1	1	11:12	4	4	0	3:20	Punt
2	1	4:37	25	3	-5	1:58	Punt
3	1	1:17	18	2	6	1:17	Punt
4	2	8:43	19	9	38	4:29	Punt
5	2	2:47	29	14	66	2:47	FG
6	3	14:55	9	7	33	2:58	Punt
7	3	8:49	11	5	30	3:43	Punt
8	4	14:10	17	3	9	1:29	Punt
9	4	8:12	25	16	70	6:53	FG
10	4	1:19	47	9	51	1:04	Downs
11	4	0:07	25	2	0	0:07	INT

NC STATE

#	Qtr	Clock	Spot	Plays	Yards	TOP	Result
1	1	13:08	31	4	16	2:24	Punt
2	1	9:11	25	5	23	3:29	Punt
3	1	4:48	46	10	54	4:43	TD
4	2	13:55	20	5	2	2:32	Punt
5	2	9:08	45	5	13	1:33	Fum
6	2	6:06	12	3	8	1:29	Punt
7	2	3:55	32	12	32	3:52	MFG
8	3	15:00	25	9	22	4:15	Punt
9	3	9:19	23	9	77	4:09	TD
10	3	2:24	14	6	22	3:51	Punt
11	4	10:52	25	9	41	4:38	MFG
12	4	4:53	23	13	55	4:53	MFG
13	OT ⁽¹⁾	---	*25	7	25	---	TD
14	OT ⁽²⁾	---	*25	2	25	---	TD

BOSTON COLLEGE

#	Qtr	Clock	Spot	Plays	Yards	TOP	Result
1	1	11:00	45	3	6	1:16	Punt
2	1	8:02	25	10	70	5:03	FG
3	1	2:05	35	4	-11	1:48	Punt
4	2	10:10	25	3	1	1:12	INT
5	2	7:07	25	15	58	6:48	FG
6	3	15:00	25	4	75	15:00	TD
7	3	13:13	40	3	0	0:48	Punt
8	3	9:21	*35	3	-2	1:03	Punt
9	3	4:00	10	2	-3	0:50	INT
10	3	1:10	25	3	-5	1:21	Punt
11	4	12:51	6	10	38	5:39	Punt
12	4	4:51	25	9	52	2:37	Downs
13	4	1:48	36	7	42	0:59	Fum

SYRACUSE

#	Qtr	Clock	Spot	Plays	Yards	TOP	Result
1	1	14:55	17	12	27	6:34	Punt
2	1	5:54	38	3	1	0:53	Punt
3	1	1:47	27	2	54	0:44	INT
4	2	9:01	9	10	91	3:28	TD
5	2	3:32	20	3	4	1:26	Punt
6	3	11:58	19	8	27	3:44	Punt
7	3	5:24	43	4	10	2:15	Punt
8	3	0:11	45	3	0	0:28	Punt
9	4	12:57	30	3	-3	1:04	Punt
10	4	9:22	25	5	75	2:04	TD
11	4	4:40	7	14	63	4:02	MFG

PITTSBURGH

#	Qtr	Clock	Spot	Plays	Yards	TOP	Result
1	1	14:56	15	3	-1	1:38	Punt
2	1	11:50	9	3	6	1:30	Punt
3	1	8:04	20	9	22	3:06	Punt
4	1	1:29	25	5	40	1:23	Fum
5	2	13:44	11	5	43	2:25	Punt
6	2	7:37	10	13	90	4:19	TD
7	2	2:52	24	9	76	2:12	TD
8	3	6:56	25	11	49	5:46	FG
9	3	0:18	20	11	64	5:48	FG
10	4	7:56	25	15	49	7:56	Game

FLORIDA STATE

#	Qtr	Clock	Spot	Plays	Yards	TOP	Result
1	1	13:10	8	6	20	4:06	Punt
2	1	5:32	25	10	75	5:13	TD
3	2	12:12	32	3	3	2:00	Punt
4	2	8:28	25	1	75	0:14	TD
5	2	3:41	25	3	2	2:12	Punt
6	2	0:45	18	1	-8	0:45	Half
7	3	15:00	25	5	24	2:13	Downs
8	3	10:57	20	8	25	3:57	Punt
9	3	6:03	*42	3	0	2:31	Punt
10	4	13:52	41	1	5	0:08	Fum
11	4	11:00	20	4	24	1:58	Punt
12	4	5:36	19	3	1	1:48	Punt
13	4	2:47	9	3	-6	0:23	Fum

LOUISVILLE

#	Qtr	Clock	Spot	Plays	Yards	TOP	Result
1	1	15:00	25	6	75	2:52	TD
2	1	11:09	25	3	5	1:23	Punt
3	1	8:17	9	5	21	2:23	Punt
4	1	3:39	20	3	6	1:10	Punt
5	1	2:29	*28	3	28	1:13	TD
6	2	14:25	41	8	33	3:53	FG
7	2	5:36	23	8	28	4:03	Punt
8	2	0:18	25	1	1	0:12	Half
9	3	13:15	41	3	59	1:46	TD
10	3	9:21	1	13	65	6:48	MFG
11	4	15:00	10	3	3	0:45	Punt
12	4	10:17	25	3	-4	2:06	Punt
13	4	4:06	24	4	1	1:26	Downs
14	4	2:19	25	9	71	2:09	Downs

UCONN

#	Qtr	Clock	Spot	Plays	Yards	TOP	Result
1	1	9:13	25	6	22	2:24	Punt
2	1	3:03	25	3	-4	1:41	Punt
3	2	14:31	25	3	-5	1:00	Punt
4	2	12:56	*40	4	8	1:50	Downs
5	2	7:55	21	2	-7	0:32	INT
6	2	6:30	25	6	8	2:41	Punt
7	2	2:59	34	3	-1	0:23	Punt
8	2	2:13	36	5	6	1:24	Punt
9	2	0:15	25	1	-1	0:15	Half
10	3	10:20	25	3	1	0:53	INT
11	3	6:51	3	3	6	1:41	Punt
12	3	3:24	13	3	4	1:58	Punt
13	4	14:54	46	4	5	0:27	Downs
14	4	10:31	20	3	7	1:58	Punt
15	4	6:36	10	5	20	2:20	Downs
16	4	3:24	*24	4	17	1:16	Downs

WAKE FOREST

#	Qtr	Clock	Spot	Plays	Yards	TOP	Result
1	1	15:00	25	3	-6	0:44	Punt
2	1	12:39	25	4	8	1:52	Punt
3	1	6:41	25	3	-5	1:21	Punt
4	1	3:10	20	3	3	1:32	Punt
5	2	14:49	14	14	81	4:28	FG
6	2	5:15	25	11	75	3:53	TD
7	2	1:07	35	7	18	0:59	INT
8	3	12:05	15	1	5	0:06	Fum
9	3	10:50	25	7	62	2:42	FG
10	3	5:36	25	1	-5	0:05	Fum
11	3	3:38	25	10	75	3:43	TD
12	4	7:14	25	10	75	2:24	TD
13	4	2:15	18	3	5	2:15	Game

SOUTH CAROLINA

#	Qtr	Clock	Spot	Plays	Yards	TOP	Result
1	1	11:44	25	3	-3	2:00	Punt
2	1	8:54	12	3	2	1:43	Punt
3	1	5:00	5	3	0	0:58	INT
4	1	2:40	25	3	8	2:22	Punt
5	2	12:10	25	4	38	1:51	Punt
6	2	5:54	36	5	12	2:37	INT
7	2	0:19	40	3	18	0:19	Half
8	3	14:49	20	3	5	1:39	Punt
9	3	8:56	23	6	17	3:43	Punt
10	3	3:22	*37	4	-4	2:17	Downs
11	4	12:16	19	12	41	5:31	Downs
12	4	6:10	25	4	0	0:27	Downs
13	4	2:30	25	9	72	2:30	Game

IOWA STATE

#	Qtr	Clock	Spot	Plays	Yards	TOP	Result
1	1	6:52	25	3	7	1:51	Punt
2	1	2:07	17	11	78	5:42	FG
3	2	10:34	38	8	37	3:01	MFG
4	2	4:07	25	6	26	2:07	Punt
5	3	15:00	25	5	6	2:27	Punt
6	3	4:54	10	2	5	0:53	INT
7	3	4:01	25	3	4	1:28	Punt
8	3	2:27	*28	4	0	1:04	FG
9	4	15:00	37	8	63	5:18	TD
10	4	6:55	3	6	8	2:40	Punt
11	4	1:52	11	7	26	1:19	Downs

OPPONENTS' LONG PLAYS

Yds	Player(s)	Type	Team
75	*Travis to Toaffli	Pass	FSU
62	*Shrader to Pena	Pass	SYR
58	Kern to Perry		

2021 PARTICIPATION

#	Player	UGA	SCS	GAT	NCS	BOC	SYR	PIT	FSU	LOU	CON	WFU	USC	ISU	Total	2021 G-S	Career G-S
11	Ajou Ajou, WR	16	23	11	8	15	*62	*52	13	10	8	3	15	---	236	12-2	22-2
84	Davis Allen, TE	28	29	34	*28	*15	*47	*41	*47	*58	*52	*51	*44	*61	535	13-10	40-11
45	Sergio Allen, LB	ST	13	ST	ST	ST	ST	---	ST	ST	ST	---	---	---	13	9-0	14-0
29	Michael Becker, S	---	ST	---	---	---	---	---	---	---	---	---	---	---	0	1-0	7-0
42	LaVonta Bentley, LB	10	8	*54	58	4	4	ST	4	ST	3	---	---	*26	171	11-2	27-2
43	Will Blackston, TE	---	ST	---	---	---	---	---	---	---	ST	---	---	---	0	2-0	3-0
65	Matt Bockhorst, OL	*67	*48	*70	*53	*68	*65	*19	---	---	---	---	---	---	390	7-7	47-20
23	Andrew Booth Jr., CB	*61	*9	*69	*99	*77	---	*79	*49	*22	---	*44	*37	*35	581	11-11	35-15
11	Bryan Bresee, DT	*44	*20	*47	*43	---	---	---	---	---	---	---	---	---	154	4-4	16-14
9	Jake Briningstool, TE	---	5	---	---	---	---	4	9	7	26	19	14	18	102	8-0	8-0
82	Will Brown, WR	---	6	ST	---	3	ST	13	5	1	24	13	12	9	86	11-0	27-0
19	DeMonte Capehart, DT	---	4	---	---	---	ST	---	---	---	10	2	4	---	20	5-0	9-0
0	Barrett Carter, LB	1	13	3	20	15	10	*46	10	ST	10	9	10	32	179	13-1	13-1
58	Holden Caspersen, LS	---	ST	---	---	---	---	---	---	---	ST	---	---	---	0	2-0	2-0
36	Quinn Castner, PK	---	---	---	---	---	---	---	---	---	---	---	---	---	---	0-0	1-0
18	Joseph Charleston, S	30	25	ST	11	---	---	---	---	---	---	---	---	---	66	4-0	28-6
80	Beaux Collins, WR	---	24	---	2	57	15	*55	26	*45	*56	*73	*53	*66	472	11-6	11-6
3	Dacari Collins, WR	---	12	---	---	---	7	7	3	16	54	*70	*43	*42	254	9-3	9-3
48	David Cote, LB	---	ST	---	---	---	---	---	---	---	ST	---	---	---	0	2-0	7-0
60	Mac Cranford, OL	---	---	---	---	---	---	---	---	---	---	---	---	---	---	0-0	4-0
2	Fred Davis II, CB	---	33	8	---	---	---	20	10	21	30	6	ST	9	137	9-0	20-0
13	Tyler Davis, DT	---	*20	*51	---	---	---	25	*38	*44	*19	*44	*31	*49	321	9-8	31-28
44	Cade Denhoff, DE	---	---	---	---	---	---	---	---	---	1	---	---	---	1	1-0	1-0
23	Lyn-J Dixon, RB	18	*12	7	---	---	---	---	---	---	---	---	---	---	37	3-1	41-1
27	Carson Donnelly, S	ST	8	ST	ST	ST	ST	ST	ST	ST	9	ST	ST	ST	17	13-0	34-0
19	Michel Dukes, RB	---	15	---	---	---	---	---	---	---	---	---	---	---	15	1-0	19-0
83	Hampton Earle, WR	---	---	---	---	---	---	---	---	---	12	---	1	---	13	2-0	8-0
97	Nick Eddis, DT	---	1	---	---	---	---	---	---	---	1	---	---	---	2	2-0	4-0
69	Jacob Edwards, OL	---	17	---	---	---	---	---	---	---	---	---	---	1	18	2-0	10-0
95	James Edwards, DT	---	2	---	---	---	---	---	---	---	1	---	---	---	3	2-0	15-0
87	Sage Ennis, TE	ST	13	ST	ST	38	32	21	*21	17	12	24	17	2	197	13-1	17-1
45	Philip Florenzo, LS	---	---	---	---	---	---	---	---	---	ST	---	---	---	0	1-0	1-0
35	Justin Foster, DE	23	---	15	39	16	ST	---	---	---	---	---	---	---	93	5-0	44-13
88	Braden Galloway, TE	*35	*33	*40	20	2	---	2	---	---	---	---	---	---	132	6-3	32-15
31	Mario Goodrich, CB	*51	*18	*72	*38	---	*50	*63	*47	*50	*19	*57	*47	*49	561	12-12	47-16
24	Hamp Greene, WR	---	---	---	---	---	---	---	---	---	7	---	3	---	10	2-0	8-0
21	Malcolm Greene, CB	12	12	46	---	---	11	20	23	9	16	18	14	---	181	10-0	22-3
18	Hunter Helms, QB	---	7	---	---	---	---	---	---	---	19	---	---	---	26	2-0	5-0
5	K.J. Henry, DE	19	14	25	40	29	20	31	*15	23	*16	*43	*41	23	339	13-4	44-10
86	Tye Herbstreit, WR	---	3	---	---	---	---	---	---	---	5	---	3	---	11	3-0	8-0
75	Trent Howard, OL	---	26	---	---	---	---	3	---	---	24	---	---	---	53	3-0	7-0
25	Blackmon Huckabee Jr., WR	---	ST	---	---	---	---	---	---	---	---	---	---	---	0	1-0	1-0
90	Darnell Jefferies, DT	7	10	---	---	---	---	---	---	ST	1	1	5	---	24	6-0	29-0
52	Tayquon Johnson, OG	---	---	---	---	---	---	---	---	---	---	---	---	---	---	0-0	14-0
6	Sheridan Jones, CB	18	27	6	55	*77	*42	13	8	44	*34	28	32	31	415	13-3	38-11
2	Frank Ladson Jr., WR	*47	*28	*41	*17	4	---	---	---	---	---	---	---	---	137	5-4	30-8
85	Jaelyn Lay, TE	---	2	---	---	16	---	---	---	---	9	---	---	---	27	3-0	19-0
70	Tristan Leigh, OL	---	10	---	---	---	---	---	---	---	10	---	---	---	20	2-0	2-0
53	Ryan Linthicum, C	---	3	---	---	---	---	---	---	---	4	---	---	---	7	2-0	2-0
33	Ty Lucas, RB/LS	---	ST	---	---	---	---	---	---	---	5	---	---	---	5	2-0	10-0
46	Jack Maddox, LS	ST	ST	ST	ST	ST	ST	ST	ST	ST	ST	ST	ST	ST	0	13-0	36-0
26	Phil Mahaf, RB	---	---	---	---	22	29	9	20	19	*48	2	17	4	170	9-1	9-1
30	Keith Maguire, LB	1	17	16	1	ST	ST	ST	ST	ST	11	4	8	41	99	13-0	28-0
49	Matthew Maloney, LB	---	ST	---	---	---	---	---	---	---	ST	ST	ST	ST	0	5-0	8-0
7	Justin Mascoll, DE	20	13	24	*10	17	22	33	*17	15	16	---	---	17	204	11-2	39-11
89	Max May, WR	---	15	---	---	---	---	---	---	---	13	---	5	2	35	4-0	22-0
77	Mitchell Mayes, OL	---	33	---	---	2	10	---	---	---	53	5	---	---	103	5-0	12-0
39	Bubba McAtee, S	---	ST	---	---	---	---	---	---	---	ST	---	---	---	0	2-0	4-0
26	Jack McCall, CB	---	ST	---	---	---	---	---	---	---	ST	---	---	---	0	2-0	6-0
58	Evan McCutchen, DE	---	ST	---	---	---	---	---	---	---	---	---	---	---	0	1-0	1-0
71	Jordan McFadden, OT	*67	*49	*70	*53	*68	*77	*65	*76	*70	*68	*74	*61	*74	872	13-13	42-25
46	Matt McMahan, LB	---	ST	---	---	---	---	---	---	---	---	---	---	---	0	1-0	4-0
34	Kevin McNeal, RB	---	1	---	---	---	---	---	---	---	ST	---	---	---	1	2-0	2-0
9	R.J. Mickens, S	ST	28	15	31	27	22	*52	24	*71	32	22	4	9	337	13-2	23-2
1	Andrew Mukuba, S	*59	*15	*64	*70	*50	*45	12	25	44	*39	*50	*50	*53	576	13-10	13-10
98	Myles Murphy, DE	*35	*20	*44	61	*48	*45	*47	43	*47	22	*51	*44	*42	549	13-10	25-16
38	Peter Nearn, S	---	---	---	---	---	---	---	---	---	ST	---	---	---	0	1-0	1-0
10	John Ngata, WR	*45	*30	*56	*42	*55	*66	---	*60	*41	---	---	---	30	425	9-8	31-11
33	Ruke Orhorhoro, DT	*48	18	31	*73	*46	*37	*41	33	32	*24	*48	*34	*39	504	13-9	27-9
20	Kobe Pace, RB	*28	16	*20	9	*47	*46	*22	---	*8	---	33	14	30	273	11-6	20-6
55	Payton Page, DT	2	12	ST	10	6	3	10	2	---	4	9	12	6	76	12-0	12-0
64	Walker Parks, OL	*67	*51	*70	*53	*66	*67	*65	*76	*70	*77	*69	*64	*74	869	13-13	24-13
17	Kane Patterson, LB	1	15	ST	20	ST	ST	ST	ST	ST	7	ST	ST	---	43	12-0	37-0
91	Zaire Patterson, DE	---	---	---	---	---	---	---	---	---	1	---	---	---	1	1-0	1-0
59	Dietrick Pennington, OL	---	4	---	---	---	---	---	---	---	---	---	---	---	4	1-0	1-0
25	Jalyn Phillips, S	*34	*21	9	13	ST	26	*71	*56	*30	---	28	14	*55	357	12-6	37-7
7	Taisun Phommachanh, QB	---	15	---	1	---	1	13	---	9	4	---	---	---	43	6-0	13-0
29	B.T. Potter, PK	*ST	*ST	*ST	*ST	*ST	*ST	*ST	*ST	*ST	*ST	*ST	*ST	*ST	0	13-13	55-40
40	Luke Price, TE	---	6	---	---	7	---	---	---	ST	14	ST	6	3	36	7-0	25-1
56	Will Putnam, OG	*67	*51	*70	*53	---	*51	*65	*75	---	---	*73	*55	*73	633	10-10	33-22
92	Klayton Randolph, DE	---	ST	---	---	---	---	---	---	---	1	---	---	---	1	2-0	6-0
55	Hunter Rayburn, OL	---	21	---	11	*68	---	---	62	*70	*67	*69	*64	*74	506	9-6	19-6
21	Darien Rencher, RB	ST	12	ST	ST	2	ST	ST	ST	ST	51	ST	3	2	70	13-0	50-0
32	Etinosa Reuben, DT	---	14	1	17	23	19	*39	7	1	16	26	30	20	213	12-1	22-1
59	Jabriel Robinson, DL	---	1	---	---	---	---	---	---	---	2	---	---	---	3	2-0	2-0
40	Elijah Rodgers, CB	---	ST	---	---	---	---	---	---	---	---	---	---	---	0	1-0	1-0
8	Justyn Ross, WR	*44	*27	*61	*46	*29	*63	*57	*67	*60	*17	---	---	---	471	10-10	39-24
1	Will Shipley, RB	19	23	39	*40	---	---	33	*56	42	---	*39	*39	*48	378	10-5	10-5



2021 PARTICIPATION

#	Player	UGA	SCS	GAT	NCS	BOC	SYR	PIT	FSU	LOU	CON	WFU	USC	ISU	Total	2021 G-S	Career G-S
22	Trenton Simpson, LB	*52	*30	*22	*59	*66	*45	17	*34	*62	*30	*46	*53	*40	556	13-12	25-15
47	James Skalski, LB	*62	*29	*73	*19	*77	*69	*74	*42	*69	*41	*73	*54	*16	698	13-13	69-38
10	Baylon Spector, LB	*51	*24	---	*96	*72	*65	32	*49	*63	*24	*63	*54	---	593	11-10	53-20
13	Brannon Spector, WR	---	---	---	---	---	---	---	---	---	---	---	---	---	---	0-0	14-1
48	Will Spiers, P	*ST	*ST	*ST	*ST	*ST	*ST	*ST	*ST	*ST	*ST	*ST	*ST	*ST	0	13-13	69-69
15	Troy Stellato, WR	---	11	---	---	---	---	---	---	---	12	---	---	---	23	2-0	2-0
39	Aidan Swanson, P/PK	---	ST	---	---	---	---	---	---	ST	---	---	---	---	0	2-0	8-0
81	Drew Swinney, WR	---	11	---	---	ST	ST	2	1	ST	22	1	---	2	39	9-0	26-0
22	Will Swinney, WR	ST	12	ST	ST	ST	ST	2	4	2	27	*40	*24	*51	162	13-3	69-3
14	Kevin Swint, DE	ST	24	---	---	---	8	3	4	3	24	23	21	ST	110	10-0	20-0
74	Marcus Tate, OL	*48	*51	*70	ST	*62	39	47	*62	*70	*92	5	9	*72	627	13-8	13-8
16	Will Taylor, QB/WR	1	6	1	6	1	---	---	---	---	---	---	---	---	15	5-0	5-0
57	Paul Tchio, OL	19	33	---	*42	6	---	---	1	---	---	---	---	---	101	5-1	14-1
3	Xavier Thomas, DE	*31	*20	*46	*56	*44	*44	*61	41	*53	*7	31	---	*42	476	12-10	46-19
16	Ray Thornton III, S	ST	19	ST	ST	ST	ST	10	ST	ST	22	13	10	---	74	12-0	28-2
54	Jeremiah Trotter Jr., LB	ST	13	ST	ST	ST	ST	ST	ST	ST	12	1	2	31	59	13-0	13-0
54	Mason Trotter, OL	---	---	---	---	---	*77	*62	*25	*70	*77	*75	*64	---	450	7-7	20-7
73	Bryn Tucker, OL	---	15	---	---	---	---	---	---	ST	48	ST	3	2	68	6-0	9-0
24	Nolan Turner, S	---	---	*68	*76	*76	*62	*84	*36	*68	*39	*49	*50	---	608	10-10	65-25
5	DJ Uiagalelei, QB	*66	*53	*70	*51	*68	*77	*52	*76	*62	*74	*75	*64	*74	862	13-13	23-15
53	Regan Upshaw, DE	ST	21	ST	ST	ST	ST	ST	ST	ST	16	---	ST	---	37	11-0	47-0
15	Jake Venables, LB	---	4	---	2	---	---	---	---	---	9	5	10	---	30	5-0	31-4
12	Tyler Venables, S	1	24	11	24	46	*34	24	*31	---	24	17	9	17	262	12-2	24-2
41	Jonathan Weitz, PK	---	ST	---	---	---	---	---	---	---	ST	---	---	---	0	2-0	6-0
20	Nate Wiggins, CB	ST	25	ST	ST	ST	40	5	5	3	31	21	---	---	130	11-0	11-0
17	Billy Wiles, QB	---	---	---	---	---	---	---	---	---	11	---	---	---	11	1-0	1-0
6	E.J. Williams, WR	40	21	21	28	*46	---	---	46	11	*37	---	---	---	250	8-2	20-6
99	Greg Williams, DE	---	11	---	---	---	---	---	---	---	14	9	22	---	56	4-0	15-0
76	John Williams, OL	---	---	---	---	---	---	---	---	---	---	---	---	---	---	0-0	2-0
8	Tré Williams, DT	28	19	11	54	*34	31	38	6	4	10	8	---	---	243	11-1	13-1
36	Landen Zanders, S	5	---	---	---	---	---	---	---	---	---	---	---	---	5	1-0	25-9

* - start; ST - special teams only; Note: Numbers do not necessarily denote official plays, but rather non-special-team snaps; **bold** denotes a Clemson home game.

2021 GAME-BY-GAME STARTERS

Position	UGA	SCS	GAT	NCS	BOC	SYR	PIT	FSU	LOU	CON	WFU	USC	ISU
LT	McFadden	McFadden	McFadden	McFadden	McFadden	McFadden	McFadden	McFadden	McFadden	McFadden	McFadden	McFadden	McFadden
LG	Tate	Tate	Tate	Tchio	Tate	Bockhorst	Bockhorst	Tate	Tate	Tate	McFadden	Rayburn	Tate
C	Bockhorst	Bockhorst	Bockhorst	Bockhorst	Rayburn	M. Trotter	M. Trotter	M. Trotter	Rayburn	Rayburn	M. Trotter	M. Trotter	Rayburn
RG	Putnam	Putnam	Putnam	Putnam	Bockhorst	Putnam	Putnam	Putnam	M. Trotter	M. Trotter	Putnam	Putnam	Putnam
RT	Parks	Parks	Parks	Parks	Parks	Parks	Parks	Parks	Parks	Parks	Parks	Parks	Parks
TE	Galloway	Galloway	Galloway	D. Allen	D. Allen	D. Allen	D. Allen	D. Allen	D. Allen	D. Allen	D. Allen	D. Allen	D. Allen
WR	Ngata	Ngata	Ngata	Ngata	Ngata	Ngata	B. Collins	Ngata	Ngata	B. Collins	B. Collins	B. Collins	B. Collins
QB	Uiagalelei	Uiagalelei	Uiagalelei	Uiagalelei	Uiagalelei	Uiagalelei	Uiagalelei	Uiagalelei	Uiagalelei	Uiagalelei	Uiagalelei	Uiagalelei	Uiagalelei
RB	Pace	Dixon	Pace	Shipley	Pace	Pace	Pace	Shipley	Pace	Mafah	Shipley	Shipley	Shipley
WR	Ross	Ross	Ross	Ross	Ross	Ross	Ross	Ross	Ross	Ross	W. Swinney	W. Swinney	W. Swinney
WR/TE	Ladson	Ladson	Ladson	Ladson	E. Williams	Ajou	Ajou	Ennis	B. Collins	E. Williams	D. Collins	D. Collins	D. Collins
DE	Murphy	Murphy	Murphy	Mascoll	Murphy	Murphy	Murphy	Mascoll	Murphy	Henry	Murphy	Murphy	Murphy
DT/FS	Bresee	Bresee	Bresee	Bresee	T. Williams	T. Venables	Reuben	T. Venables	Phillips	T. Davis	T. Davis	T. Davis	T. Davis
DT	Orhorhoro	T. Davis	T. Davis	Orhorhoro	Orhorhoro	Orhorhoro	Orhorhoro	T. Davis	T. Davis	Orhorhoro	Orhorhoro	Orhorhoro	Orhorhoro
DE	Thomas	Thomas	Thomas	Thomas	Thomas	Thomas	Thomas	Henry	Thomas	Thomas	Henry	Henry	Thomas
SLB	Simpson	Simpson	Simpson	Simpson	Simpson	Simpson	Carter	Simpson	Simpson	Simpson	Simpson	Simpson	Simpson
MLB	Skalski	Skalski	Skalski	Skalski	Skalski	Skalski	Skalski	Skalski	Skalski	Skalski	Skalski	Skalski	Skalski
WLB/FS	Ba. Spector	Ba. Spector	Bentley	Ba. Spector	Ba. Spector	Ba. Spector	Phillips	Ba. Spector	Ba. Spector	Ba. Spector	Ba. Spector	Ba. Spector	Bentley
CB	Booth	Booth	Booth	Booth	Booth	Booth	Jones	Booth	Booth	Jones	Booth	Booth	Booth
SS	Mukuba	Mukuba	Mukuba	Mukuba	Mukuba	Mukuba	Mickens	Phillips	Mickens	Mukuba	Mukuba	Mukuba	Mukuba
FS	Phillips	Phillips	Turner	Turner	Turner	Turner	Turner	Turner	Turner	Turner	Turner	Turner	Phillips
CB	Goodrich	Goodrich	Goodrich	Goodrich	Jones	Goodrich	Goodrich	Goodrich	Goodrich	Goodrich	Goodrich	Goodrich	Goodrich
PK	Potter	Potter	Potter	Potter	Potter	Potter	Potter	Potter	Potter	Potter	Potter	Potter	Potter
P	Spiers	Spiers	Spiers	Spiers	Spiers	Spiers	Spiers	Spiers	Spiers	Spiers	Spiers	Spiers	Spiers

Note: **Bold** denotes a Clemson home game.

2021 SUPERLATIVES

TEAM

Category	2021 Clemson Team High	Clemson Team Record	2021 Opponent Team High	Opponent Team Record
Total Offense	543 vs. Wake Forest, 11-20	756 vs. Wake Forest, 10-31-1981	464 by Pittsburgh, 10-23	771 by Florida State, 11-4-2000
Plays	100 vs. UConn, 11-13	102 vs. NC State, 11-17-2012	96 by NC State, 9-25	99 by South Carolina, 11-12-1968 99 by Louisville, 10-1-2016
Yards Per Play	7.3 vs. Wake Forest, 11-20	11.6 vs. Louisville, 11-3-2018	5.7 by Louisville, 11-6	9.3 by Florida State, 11-4-2000
Rushing Yards	333 vs. Wake Forest, 11-20	615 vs. Georgia Tech, 10-17-1903	223 by Louisville, 11-6	478 by Tulane, 11-18-1944
Carries	54 vs. Wake Forest, 11-20	78 vs. Duke, 10-20-1979	51 by NC State, 9-25	82 by North Carolina, 11-15-1969
Yards Per Carry	6.7 vs. SC State, 9-11	13.3 vs. Louisville, 11-3-2018	5.5 by Syracuse, 10-15	
Rushing Touchdowns	5 vs. SC State, 9-11	11 vs. Presbyterian College, 9-25-1948	3 by Louisville, 11-6	
Passing Yards	347 vs. UConn, 11-13	580 vs. Pittsburgh, 11-12-2016	370 by Wake Forest, 11-20	521 by Florida State, 11-4-2000
Completions	27 vs. UConn, 11-13	52 vs. Pittsburgh, 11-12-2016	32 by NC State, 9-25	39 by Texas Tech, 12-23-2002
Passing Attempts	57 vs. UConn, 11-13	70 vs. Pittsburgh, 11-12-2016	45 by NC State, 9-25	59 by Louisiana Tech, 12-31-2001
Completion % ^(10 comp.)	72.0 vs. Georgia Tech, 9-18	88.2 vs. The Citadel, 9-16-1978	73.3 by Georgia, 9-4	84.6 by NC State, 10-20-1990
Passing Efficiency ^(10 comp.)	171.2 vs. Wake Forest, 11-20	262.9 vs. Furman, 9-15-2007	160.8 by Florida State, 10-30	257.6 by Ohio State, 1-1-2021
Passing Touchdowns	2 vs. many (5)	7 vs. Georgia Tech, 10-17-2020	4 by NC State, 9-25	6 by many (3)
Longest Pass	58 vs. Wake Forest, 11-20	97 vs. Virginia, 11-16-1974	75 by Florida State, 10-30	98 by Florida State, 11-4-2000
First Downs	27 vs. SC State, 9-11	40 vs. South Carolina, 11-26-2016	31 by NC State, 9-25	35 by Maryland, 11-17-1984
Total Touchdowns	7 vs. SC State, 9-11	12 vs. Wake Forest, 10-31-1981	4 by NC State, 9-25	10 by West Virginia, 1-4-2012
Points	49 vs. SC State, 9-11	122 vs. Guilford, 10-5-1901	27 by NC State, 9-25 27 by Wake Forest, 11-20	74 by Alabama, 11-14-1931
Field Goals	4 vs. Boston College, 10-2	6 vs. Texas A&M, 9-3-2005 6 vs. Boston College, 9-19-2009	2 by several (3)	6 by Duke, 10-16-1976
Punting Average ^(3 punts)	51.5 vs. Florida State, 10-30	56.7 vs. Wake Forest, 11-1-1986	51.0 by NC State, 9-25	57.7 by Wake Forest, 11-16-2019
Time of Possession	36:44 vs. UConn, 11-13	42:58 vs. North Carolina, 11-7-1992	41:18 by NC State, 9-25	41:52 by North Texas, 9-4-2010
Penalties	13 vs. NC State, 9-25	20 vs. NC State, 10-13-2001	11 by NC State, 9-25 11 by UConn, 11-13	21 by Mississippi State, 12-30-1999
Penalty Yards	94 vs. NC State, 9-25	181 vs. NC State, 10-13-2001	105 by NC State, 9-25	188 by Mississippi State, 12-30-1999
Turnovers	3 vs. many (3)	10 vs. Florida, 10-11-1952	3 by Boston College, 10-2 3 by Wake Forest, 11-20	9 by Georgia, 9-19-1981
Third-Down Conversions	9 vs. Georgia Tech, 9-18 vs. Iowa State, 12-29	15 vs. Western Carolina, 9-3-1983	11 by NC State, 9-25	15 by Georgia, 9-21-1985
Third-Down Conversion %	63.6 vs. Wake Forest, 11-20	100.0 vs. Wake Forest, 10-31-1981	55.5 by Pittsburgh, 10-23	72.7 by Florida State, 9-11-1993
Field Position	39 vs. UConn, 11-13	49 vs. Florida Atlantic, 9-2-2006	30 by Boston College, 10-2 by UConn, 11-13	50 by Wake Forest, 10-7-2006
Punt Return Yards	51 vs. SC State, 9-11	227 vs. Georgia Tech, 9-26-1987	29 by Syracuse, 10-15	150 by Florida State, 9-20-1997
Kickoff Return Yards	107 vs. Pittsburgh, 10-23	286 vs. Florida State, 9-25-2004	190 by UConn, 11-13	290 by North Carolina, 10-22-2011
Interception Return Yards	37 vs. SC State, 9-11	143 vs. Maryland, 10-31-1970	74 by Georgia, 9-4	166 by Auburn, 11-21-1953
Interceptions By Defense	2 vs. many (3)	6 vs. South Carolina, 11-27-1971 6 vs. NC State, 9-30-1995	2 by SC State, 9-11 2 by Pittsburgh, 10-23	7 by South Carolina, 10-25-1945
Fumble Return Yards	3 vs. Florida State, 10-30	93 vs. Virginia, 9-19-1998	6 by Florida State, 10-30	103 by West Virginia, 1-4-2012
Sacks	8 vs. Wake Forest, 11-20	12 vs. Furman, 9-7-1996	7 by Georgia, 9-4	7 by Florida State, 9-20-1997 7 by Virginia, 10-11-1997 7 by Georgia, 9-4-2021

INDIVIDUAL

Category	2021 Clemson Individual Best	Clemson Individual Record	2021 Opponent Individual Best	Opponent Individual Record
Total Offense	243 by DJ Uiagalelei vs. UConn, 11-13	588 by Deshaun Watson vs. Pittsburgh, 11-12-2016	317 by Kenny Pickett (Pittsburgh), 10-23	521 by Joe Burrow (Louisiana State), 1-13-2020
Rushing Yards	191 by Kobe Pace vs. Wake Forest, 11-20	263 by Raymond Priester vs. Duke, 11-11-1995	157 by Sean Tucker (Syracuse), 10-15	256 by Steve Wadiak (South Carolina), 10-19-1950
Carries	25 by Will Shipley vs. Florida State, 10-30	36 by many (3)	23 by Zonovan Knight (NC State), 9-25	45 by James McDougald (Wake Forest), 10-9-1976
Rushing Touchdowns	2 by Will Shipley, four times 2 by DJ Uiagalelei vs. SC State, 9-11 2 by Kobe Pace vs. Wake Forest, 11-20	5 by Stumpy Banks vs. Furman, 10-13-1917 5 by Maxcey Welch vs. Newberry, 10-17-1930	2 by Malik Cunningham (Louisville), 11-6	4 by many (4)
Longest Carry	63 by Phil Mahaf vs. Florida State, 10-30	90 by many (3)	54 by Sean Tucker (Syracuse), 10-15	98 by Steve Atkins (Maryland), 11-18-1978
Passing Yards	241 by DJ Uiagalelei vs. UConn, 11-13	580 by Deshaun Watson vs. Pittsburgh, 11-12-2016	312 by Sam Hartman (Wake Forest), 11-20	521 by Chris Weinke (Florida State), 11-4-2000
Completions	21 by DJ Uiagalelei, three times	52 by Deshaun Watson vs. Pittsburgh, 11-12-2016	32 by Devin Leary (NC State), 9-25	35 by George Godsey (Georgia Tech), 10-28-2000
Passing Attempts	44 by DJ Uiagalelei vs. UConn, 11-13	70 by Deshaun Watson vs. Pittsburgh, 11-12-2016	44 by Devin Leary (NC State), 9-25	57 by Kip Allen (The Citadel), 10-4-1986 57 by George Godsey (Georgia Tech), 10-28-2000
Completion % ^(10 comp.)	72.0 by DJ Uiagalelei vs. Georgia Tech, 9-18	95.0 by Cole Stoudt vs. South Carolina State, 9-7-2013	73.3 by J.T. Daniels (Georgia), 9-4	100.0 by Darian Durant (North Carolina), 10-20-2001
Passing Efficiency ^(10 comp.)	156.7 by DJ Uiagalelei vs. Wake Forest, 11-20	261.9 by Tajh Boyd vs. Syracuse, 10-5-2013	160.8 by Jordan Travis (Florida State), 10-30	257.6 by Justin Fields (Ohio State), 1-1-2021
Passing Touchdowns	2 by DJ Uiagalelei vs. NC State, 9-25	6 by Deshaun Watson vs. North Carolina, 9-27-2014 by Deshaun Watson vs. South Carolina, 11-26-2016	4 by Devin Leary (NC State), 9-25	6 by Geno Smith (West Virginia), 1-4-2012 by Justin Fields (Ohio State), 1-1-2021
Receptions	8 by Justyn Ross vs. NC State, 9-25 8 by Davis Allen vs. Syracuse, 10-15	16 by Sammy Watkins vs. Ohio State, 1-3-2014	14 by Emeka Emezie (NC State), 9-25	14 by Kelly Campbell (Georgia Tech), 10-28-2000 by Emeka Emezie (NC State), 9-25-2021
Receiving Yards	137 by Beaux Collins vs. Wake Forest, 11-20	227 by Sammy Watkins vs. Ohio State, 1-3-2014	116 by Emeka Emezie (NC State), 9-25	249 by Peter Warrick (Florida State), 9-20-1997
Receiving Touchdowns	2 by Justyn Ross vs. NC State, 9-25	3 by many (9)	2 by Devin Carter (NC State), 9-25	4 by Torry Holt (NC State), 10-31-1998 by Tavon Austin (West Virginia), 1-4-2012
All-Purpose Yards	210 by Kobe Pace vs. Boston College, 10-2	345 by Sammy Watkins vs. Maryland, 10-15-2011	177 by Sean Tucker (Syracuse), 10-15	496 by Tobais Palmer (NC State), 11-17-2012
Total Touchdowns	2 by four players (seven times)	5 by Stumpy Banks vs. Furman, 10-13-1917 5 by Maxcey Welch vs. Newberry, 10-17-1930	2 by Devin Carter (NC State), 9-25	4 by many (7)
Points	13 by B.T. Potter vs. Boston College, 10-2 13 by B.T. Potter vs. UConn, 11-13	33 by Maxcey Welch vs. Newberry, 10-17-1930	12 by Devin Carter (NC State), 9-25 by Malik Cunningham (Louisville), 11-6	24 by many (7)
Field Goals	4 by B.T. Potter vs. Boston College, 10-2	6 by Jad Dean vs. Texas A&M, 9-3-2005 by Richard Jackson vs. Boston College, 9-19-2009	2 by three players	6 by Vince Fusco (Duke), 10-17-1976
Longest Field Goal	51 by B.T. Potter vs. Iowa State, 12-29	61 by Spencer Benton vs. Ball State, 9-8-2012	45 by Andrew Mevis (Iowa State), 12-29	60 by Kevin Butler (Georgia), 9-22-1984
Punting Average ^(3 punts)	51.5 by Will Spiers vs. Florida State, 10-30	55.3 by Dale Hatcher vs. Kentucky, 10-2-1982	51.0 by Trenton Gill (NC State), 9-25	
Punt Return Yards	53 by Will Taylor vs. SC State, 9-11	167 by Don Kelley vs. Maryland, 10-20, 1970	29 by Trebor Pena (Syracuse), 10-15	
Kickoff Return Yards	107 by Will Shipley vs. Pittsburgh, 10-23	282 by Justin Miller vs. Florida State, 9-25-2004	190 by Brian Brewton (UConn), 11-13	
Interception Return Yards	37 by R.J. Mickens vs. SC State, 9-11	101 by Willie Underwood vs. South Carolina, 11-22-1980	74 by Christopher Smith (Georgia), 9-4	128 by Dennis Tabron (Duke), 10-18-1980
Interceptions	2 by Andrew Booth at South Carolina, 11-27	3 by many (5)	2 by Decobie Durant (SC State), 9-11	4 by Jim Dooley (Miami (Fla.)), 1-1-1952
Fumble Return Yards	3 by Barrett Carter vs. Florida State, 10-30	93 by Antwan Edwards vs. Virginia, 9-19-1998	6 by Jermaine Johnson (Florida State), 10-30	
Tackles	19 by Baylon Spector vs. NC State, 9-25	27 by Keith Adams vs. South Carolina, 11-20-1999	13 by Tariq Carpenter (Georgia Tech), 9-18	29 by Ed Stetz (Wake Forest) 10-30-1971
Tackles For Loss	3 by Kevin Swint vs. SC State, 9-11 by LaVonta Bentley vs. Georgia Tech, 9-18 by Myles Murphy vs. Florida State, 10-30 by Trenton Simpson vs. Louisville, 11-6	6 by Keith Adams vs. Duke, 11-6-1999 6 by Andre Branch vs. Virginia Tech, 10-1-2011	2.5 by Keir Thomas (Florida State), 10-30	4.5 by Jadeveon Clowney (South Carolina), 11-24-2012 4.5 by Brian Burns (Florida State) 11-11-2017
Sacks	2 by four players (four times)	4 by Keith Adams vs. Duke, 11-6-1999 4 by Andre Branch vs. Virginia Tech, 10-1-2011 4 by Austin Bryant vs. Auburn, 9-9-2017	2 by Nakobe Dean (Georgia), 9-4	4.5 by Jadeveon Clowney (South Carolina), 11-24-2012

Note: Numbers in parentheses denote minimums; bold denotes a Clemson home game.

2021 GAME RECAPS

GAME 1	GEORGIA	10
	CLEMSON	3
	SEPT. 4, 2021 BANK OF AMERICA STADIUM • CHARLOTTE, N.C.	

No. 3 Clemson and No. 5 Georgia played only the fourth season opener between two AP Top 5 teams since 2000, as Georgia won a defensive slugfest with the Tigers, 10-3, at Bank of America Stadium in Charlotte.

James Skalski finished with a game-high 14 tackles as Clemson held Georgia's offense to just three points. The lone touchdown of the contest came in the second quarter, when quarterback DJ Uiagalelei threw his first career interception to snap his interception-free streak of 128 consecutive passes, which Georgia's Christopher Smith returned 74 yards for a touchdown.

Clemson's stout defense allowed only 256 total yards. The 10 points surrendered also marked the eighth time in history that Clemson held an AP Top 5 opponent to 10 or fewer points. It was Clemson's first loss when holding an opponent fewer than 23 points since 2010.

Clemson was led offensively by wide receiver Joseph Ngata, who finished the game with six catches for 110 yards, and quarterback DJ Uiagalelei, who was 19-for-37 with 178 yards passing. Ngata recorded his first career 100-yard game.

Clemson was hampered offensively by a 7-1 deficit in sacks. The Tigers ultimately got on the board with 9:08 left in the fourth quarter on a 22-yard field goal from B.T. Potter.

True freshman guard Marcus Tate and true freshman safety Andrew Mukuba both started, marking only the second time since 1973 that Clemson has had two true freshmen start a season opener (tight end Jeff Wells and center James Farr in 1980).

The loss concluded Clemson's streak of 127 consecutive games since losing back-to-back contests, the longest such streak in ACC history.

GAME STATS					
Georgia	0	7	3	0	10
Clemson	0	0	0	3	3
UGA C. Smith 74 interception return (Podlesny kick) 2nd, 2:58					
UGA Podlesny 22 FG 3rd, 2:38, 11-81					
CU Potter 22 FG 4th, 9:08, 10-82					
Attendance - 74,187 Weather - Sunny, 80°					
Team Statistics		UGA	CU		
First Downs		15	14		
Rushing		121	2		
Passing		22-30	19-37		
Passing Yards		135	178		
Total Offense		61-256	60-180		
Rushing (Car-Yards-TD)					
UGA White 13-74, Milton 6-27, Cook 5-19, Johnson 1-6, McIntosh 3-1, Daniels 2-(-8)					
CU Dixon 1-10, Shipley 4-7, Pace 4-7, Uiagalelei 14-(-22)					
Passing (Cm-Att-Yards-I-TD)					
UGA Daniels 22-30-135-1-0					
CU Uiagalelei 19-37-178-1-0					
Receiving (Rec-Yards-TD)					
UGA Bowers 6-43, Johnson 1-21, White 1-13, Rosemy-Jacksaint 2-21, McConkey 2-12, Burton 2-11, McIntosh 1-9, Cook 4-7, Smith 1-6, Milton 1-1, FitzPatrick 1-0-0					
CU Ngata 6-110, Ross 4-26, Galloway 3-13, Shipley 1-11, Allen 2-8, Pace 1-6, Ladson Jr 1-4, Williams 1-0					

GAME 2	SOUTH CAROLINA STATE	3
	CLEMSON	49
	SEPT. 11, 2021 MEMORIAL STADIUM • CLEMSON, S.C.	

Five different Tigers found the end zone and Clemson amassed 262 passing and 242 rushing yards, as the sixth-ranked Tigers downed South Carolina State, 49-3. A stadium full of 78,609 fans gathered to celebrate Clemson's first home contest of the season, as well as tributes to 9/11 first responders and C.J. Spiller's College Football Hall of Fame induction.

DJ Uiagalelei finished the day 14-for-24 for 171 yards and a touchdown while also scampering for 23 yards and two touchdowns on five carries. Will Shipley led the Tigers' ground game, carrying the ball 80 yards on eight carries for two touchdowns. Thirteen different players caught a pass, led by Justyn Ross, who scored his first touchdown since the 2019 ACC Championship Game vs. Virginia prior to missing the 2020 season.

Clemson's defense held South Carolina State to 235 total yards of offense and held an opponent without an offensive touchdown for the second-straight game. Ruke Orhoro and Jeremiah Trotter, Jr. tied for the team lead in tackles with five each, while Trotter led the team in solo tackles with four. Clemson tallied one sack on the day but combined for 10 tackles for loss.

The bulk of the Tigers' offense came in the first quarter, when Clemson put up 28 consecutive points in the opening frame. The Tigers jumped out to a 35-0 lead with just under 7:00 left in the second quarter, before the Bulldogs got on the board just before half with a 27-yard field goal.

GAME STATS					
South Carolina State	0	3	0	0	3
Clemson	28	7	14	0	49
CU Uiagalelei 4 rush (Potter kick) 1st, 11:38, 9-72					
CU Shipley 7 rush (Potter kick) 1st, 7:20, 7-67					
CU Pace 2 rush (Potter kick) 1st, 3:21, 8-56					
CU Ross 11 pass from Uiagalelei (Potter kick) 1st, 2:21, 1-11					
CU Uiagalelei 5 rush (Potter kick) 2nd, 6:43, 6-84					
SCS Roberts 27 FG 2nd, 0:19, 6-26					
CU Shipley 13 rush (Potter kick) 3rd, 9:39, 9-65					
CU Dixon 14 pass from Phommachanh (Potter kick) 3rd, 3:52, 10-63					
Attendance - 78,609 Weather - Sunny, 83°					
Team Statistics		SCS	CU		
First Downs		9	26		
Rushing		103	242		
Passing		10-27	23-39		
Passing Yards		132	262		
Total Offense		61-235	75-504		
Rushing (Car-Yards-TD)					
SCS Flowers 11-53, Hill 6-32, Fields Jr. 5-15, Walker 5-5, Anthony 6-4, James 1-(-6)					
CU Shipley 8-80-2, Pace 7-68-1, Dixon 4-27, Uiagalelei 5-23-2, Taylor 5-20, Rencher 4-14, Dukes 2-7, Phommachanh 1-3					
Passing (Cm-Att-Yards-I-TD)					
SCS Fields Jr. 10-24-132-1-0, Hill 0-3-0-0-0					
CU Uiagalelei 14-24-171-1-1, Phommachanh 7-10-75-1-1, Helms 2-5-16-0-0					
Receiving (Rec-Yards-TD)					
SCS Vereen 4-96, Flowers 2-20, Bailey 2-10, Massey 1-8, Ellis 1-(-2)-0					
CU Ross 3-52-1, Ngata 3-51, B. Collins 3-36, Allen 2-24, D. Collins 2-18, Ajuo 2-16, Dixon 1-14-1, Stellato 1-12, Ladson Jr. 1-11, W. Swinney 2-11, Williams 1-10, D. Swinney 1-4, Dukes 1-3					

GAME 3	GEORGIA TECH	8
	CLEMSON	14
	SEPT. 18, 2021 MEMORIAL STADIUM • CLEMSON, S.C.	

Clemson freshman running back Will Shipley scored two touchdowns as No. 6 Clemson Tigers used a late defensive stand to hold on for a 14-8 victory over Georgia Tech. The victory was the Tigers' 30th consecutive home victory, the 24th home winning streak of 30 or more games in FBS history.

The game saw a one hour and 52 minute lightning delay with 0:32 to play in the first half, spanning 5:03 p.m. to 6:55 p.m., including an observed halftime.

After Shipley's first touchdown in the first quarter, Georgia Tech kept the Tigers close throughout, getting on the board first with a field goal after the lightning delay. The Jackets scored all eight of their points after the delay, and recovered an onside kick with 1:19 to play in the game and the Tigers ahead by eight. However, the Clemson defense held as the Yellow Jackets were stopped on fourth-and-goal at the two-yard line, marking a third straight game for Clemson without surrendering a touchdown on defense.

The Yellow Jackets added two final points on a safety with 0:07 seconds to play in the contest.

Shipley scored the lone touchdown in the first half on a three-yard run that capped an eight-play 39-yard drive, and his second touchdown came in the fourth quarter on another three-yard run that capped a 14-play 66-yard drive.

Brent Cimaglia would make two field goals of 22 yards for Georgia Tech.

With his two rushing touchdowns in the game, Shipley became the first Clemson player to rush for multiple touchdowns in consecutive games as a true freshman since Travis Etienne in 2017. He finished the night with 21 carries for 88 yards and two touchdowns.

GAME STATS					
Georgia Tech	0	3	0	5	8
Clemson	7	0	0	7	14
CU Shipley 3 rush (Potter kick) 1st, 4:37, 8-39					
GAT Cimaglia 22 FG 2nd, 0:00, 14-66					
CU Shipley 3 rush 4th, 8:12, 12-66					
GAT Cimaglia 22 FG 4th, 1:19, 16-70					
GAT Safety 4th, 0:07					
Attendance - 81,500 Weather - Cloudy, 82°					
Team Statistics		GAT	CU		
First Downs		20	19		
Rushing		95	158		
Passing		20-34	18-25		
Passing Yards		203	126		
Total Offense		72-298	66-284		
Rushing (Car-Yards-TD)					
GAT Yates 16-32, Gibbs 11-30, Smith 3-24, Mason 9-20					
CU Shipley 21-88-2, Uiagalelei 8-46, Pace 7-13, Dixon 5-11					
Passing (Cm-Att-Yards-I-TD)					
GAT Yates 20-33-203-0-0					
CU Uiagalelei 18-25-126-0-0					
Receiving (Rec-Yards-TD)					
GAT McGowan 4-82, Carter 4-47, Sanders 3-20, Gibbs 2-17, Smith 1-16, Deveney 4-16, Harris 1-3, McCollum 1-2					
CU Ross 7-61, Ngata 2-25, Pace 1-17, Allen 2-13, Shipley 2-6, Ladson Jr. 1-5, Taylor 1-5, Galloway 1-1, Dixon 1-(-7)					

2021 GAME RECAPS

GAME 4	CLEMSON	21
	NC STATE	27
	SEPT. 25, 2021 CARTER-FINLEY STADIUM • RALEIGH, N.C.	

No. 9 Clemson fell, 27-21, to NC State in double overtime. Clemson mounted a late touchdown drive to force overtime and led briefly in the extra session before NC State halted the Tigers on 4th-and-5 in double overtime after a touchdown.

DJ Uiagalelei started the scoring for the Tigers with a 32-yard strike to Justyn Ross, who leaped and toe-tapped in the back of the end zone. The Wolfpack answered two drives later when Devin Leary hit Emeka Emezie on a 17-yard score. Both teams remained scoreless until midway through the third quarter, when Leary hit Devin Carter to give the Wolfpack a 14-7 lead with 9:19 to play.

The Tigers answered with 10:52 to play in the fourth quarter, when Will Shipley took a handoff five yards to tie the score at 14-14. NC State kicker Christopher Dunn missed a potential game-winning 39-yard field goal wide left as time expired in regulation.

Clemson scored first in the extra session when Uiagalelei connected with Ross on a 9-yard post route. The Wolfpack answered on the ensuing possession when Leary connected with Thayer Thomas for a 2-yard touchdown.

NC State then notched the eventual game-winner when Leary and Carter connected for a 22-yard strike in the back corner of the end zone before an NC State stop on the ensuing Clemson possession.

Baylon Spector led the Tigers defense with 19 tackles, surpassing Spencer Shuey's 18 tackles against Georgia in 2013 for the most by a Clemson player in a single game under Dabo Swinney. Andrew Mukuba and R.J. Mickens also had double-digit tackles; both players had 10 stops.

GAME 5	BOSTON COLLEGE	13
	CLEMSON	19
	OCT. 2, 2021 MEMORIAL STADIUM • CLEMSON, S.C.	

Placekicker B.T. Potter accounted for 13 points, hitting all four of his field goal attempts and adding an extra point to help No. 25 Clemson hold on to a 19-13 win over Boston College.

Defensively, the Tigers tallied nine tackles for loss, four sacks and forced three turnovers, including K.J. Henry pouncing on a fumble with 49 seconds remaining deep in Clemson territory to secure the win.

Running back Kobe Pace got the Tigers on the board first with a 59-yard touchdown run in the first quarter, part of his career-high 125 rushing yards and 210 all-purpose yards.

The rest of Clemson's scoring came from Potter, who made field goals of 18, 35, 40 and 42 yards to tie his career high of four field goals set in 2020 at Notre Dame.

The Tigers held a 13-6 halftime lead after Boston College scored on two field goals by Connor Lytton. The Eagles would score their lone touchdown of the game on a 3-yard run by Patrick Garwo on their opening drive of the second half to tie the score, the first rushing touchdown surrendered by Clemson in 2021.

The last two of Potter's four field goals gave Clemson a 19-13 lead with a little more than four minutes to play. The Tigers stopped Boston College with 2:14 to play on fourth down, but went three-and-out on the ensuing possession. The Eagles then drove deep into Clemson territory. On 2nd-and-10 from the 11-yard line, a wild snap got past Boston College quarterback Dennis Grosel. Henry fell on the loose ball to give possession back to Clemson and all but end the contest and give Clemson the homecoming victory.

GAME 6	CLEMSON	17
	SYRACUSE	14
	OCT. 15, 2021 CARRIER DOME • SYRACUSE, N.Y.	

B.T. Potter's 40-yard field goal with 9:22 remaining proved to be the difference, as Clemson held on to defeat Syracuse, 17-14. Syracuse placekicker Andre Szmyt's 47-yard game-tying field goal attempt sailed left with 38 seconds to play, allowing the Tigers to seal the victory.

Clemson controlled the clock offensively, tallying 32:59 of possession. Kobe Pace tallied 76 yards and a touchdown on 14 carries, and quarterback DJ Uiagalelei was 21-of-34 for 181 yards and a score through the air, and added 26 yards on the ground.

Defensively, Clemson forced four three-and-outs, piled up six tackles for loss, broke up eight passes and tallied two sacks. Cornerback Mario Goodrich recorded four pass breakups, one shy of the school record.

Joseph Ngata capped a 12-play 87-yard drive with 1:03 to play in the first quarter, as he hauled in an acrobatic catch in the end zone. Syracuse answered on the next drive with a 91-yard drive to tie the score at 7-7.

After trading punts, Clemson took over with 2:06 to play in the half on its own 32-yard line. The Clemson drive appeared to stall out before punter Will Spiers hit Davis Allen for 17 yards on 4th-and-5. Uiagalelei hit Justyn Ross over the middle to bring the Tigers to the two-yard line, when Pace punched it in with just nine seconds to play in the half.

Following Potter's 40-yard fourth-quarter field goal, the Orange's Trebor Pena scored with 7:18 to play in the game on a 62-yard pass from Garrett Shrader to cut the Tigers' lead to 17-14. After a Syracuse stop, the Orange went on a 14-play, 63-yard drive to get into field goal range, but Szmyt's attempt missed left and gave the Tigers the ball to run out the final 38 seconds.

GAME STATS				
Clemson	7	0	0	21
NC State	7	0	7	27
CU Ross 32 pass from Uiagalelei (Potter kick) 1st, 9:11, 5-80				
NCS Emezie 9 pass from Leary (Dunn kick) 1st, 0:05, 10-54				
NCS Carter 12 pass from Leary (Dunn kick) 3rd, 5:10, 9-77				
CU Shipley 5 rush (Potter kick) 4th, 10:52, 7-80				
CU Ross 8 pass from Uiagalelei (Potter kick) OT1, 5-25				
NCS Thomas 2 pass from Leary (Dunn kick) OT1, 7-25				
NCS Carter 22 pass from Leary (Carter pass from Leary failed) OT2, 2-25				
Attendance - 56,919 Weather - Sunny, 75°				
Team Statistics		CU	NCS	
First Downs		10	31	
Rushing		103	148	
Passing		12-26	32-45	
Passing Yards		111	238	
Total Offense		49-214	96-386	
Rushing (Car-Yards-TD)				
CU Uiagalelei 9-63, Shipley 11-36-1, Pace 2-5				
NCS Person Jr. 21-91, Knight 23-79, Leary 7-(-22)				
Passing (Cm-Att-Yards-I-TD)				
CU Uiagalelei 12-26-111-1-2				
NCS Leary 32-44-238-0-4, Thomas 0-1-0-0-0				
Receiving (Rec-Yards-TD)				
CU Ross 8-77-2, Ngata 2-36, Ladson Jr. 1-(-1), Shipley 1-(-1)				
NCS Emezie 14-116-1, Carter 5-54-2, Thomas 5-18-1, Person Jr. 3-16, Pennix 1-11, Toudle 1-11, Lesane 1-10, Rooks 1-4, Knight 1-(-2)				

GAME STATS					
Boston College	3	3	7	0	13
Clemson	7	6	3	3	19
CU Pace 59 rush (Potter kick) 1st, 8:02, 5-86					
BOC Lytton 22 FG 1st, 2:59, 10-70					
CU Potter 18 FG 2nd, 10:10, 10-94					
CU Potter 40 FG 2nd, 7:07, 7-27					
BOC Lytton 34 FG 2nd, 0:19, 15-58					
BOC Garwo 3 rush (Lytton kick) 3rd, 14:05, 4-75					
CU Potter 35 FG 3rd, 1:10, 6-15					
CU Potter 42 FG 4th, 4:51, 7-55					
Attendance - 79,159 Weather - Cloudy, 79°					
Team Statistics		BOC	CU		
First Downs		19	18		
Rushing		46	231		
Passing		23-40	13-28		
Passing Yards		311	207		
Total Offense		74-357	68-438		
Rushing (Car-Yards-TD)					
BOC Garwo III 12-57-1, Levy 9-18, Sinkfield 6-8, Grosel 7-(-37)					
CU Pace 18-125-1, Mahaf 8-58, Uiagalelei 12-50					
Passing (Cm-Att-Yards-I-TD)					
BOC Grosel 23-40-311-2-0					
CU Uiagalelei 13-28-207-0-0					
Receiving (Rec-Yards-TD)					
BOC Barry 7-82, Flowers 5-70, Luchetti 2-58, Levy 5-49, Gill 2-36, Lewis 1-8, Williams 1-8					
CU Ngata 4-111, Pace 2-41, Williams 3-30, Ross 1-15, Ennis 1-8, Mahaf 1-1, Taylor 1-1					

GAME STATS					
Clemson	0	14	0	3	17
Syracuse	0	7	0	7	14
CU Ngata 19 pass from Uiagalelei (Potter kick) 2nd, 9:06, 12-87					
SYR Shrader 2 rush (Szmyt kick) 2nd, 5:33, 10-91					
CU Pace 2 rush (Potter kick) 2nd, 0:09, 13-58					
CU Potter 40 FG 4th, 9:22, 7-46					
SYR Pena 62 pass from Shrader (Szmyt kick) 4th, 7:18, 5-75					
Attendance - 36,670 Weather - Indoor					
Team Statistics		CU	SYR		
First Downs		20	18		
Rushing		116	165		
Passing		22-36	17-37		
Passing Yards		198	191		
Total Offense		73-314	67-356		
Rushing (Car-Yards-TD)					
CU Pace 14-76-1, Mahaf 9-30, Uiagalelei 11-26, Phommachannah 1-2					
SYR Tucker 22-157, Shrader 7-6-1, Adams 1-2					
Passing (Cm-Att-Yards-I-TD)					
CU Uiagalelei 21-34-181-0-1, Spiers 1-1-17-0-0					
SYR Shrader 17-37-191-1-1					
Receiving (Rec-Yards-TD)					
CU Ross 5-51, Allen 8-49, B. Collins 2-29, Mahaf 3-27, Ngata 1-19-1, Ajou 2-19, Pace 1-4-0					
SYR Pena 1-62, Jackson 4-29, Johnson 3-26, Alford 2-24, Queeley 2-20, Tucker 2-20, Elmore 1-10, Cooper 1-5, Adams 1-(-5)					



2021 GAME RECAPS

GAME 7	CLEMSON	17
	PITTSBURGH	27
	OCT. 23, 2021 HEINZ FIELD • PITTSBURGH, PA.	

The Tiger defense held No. 23 Pitt 21 points below its season scoring average, but Clemson fell on the road at No. 23 Pittsburgh, 27-17. The game marked Clemson's first road game at Pitt in series history and represented Clemson's first set of back-to-back games north of the Mason-Dixon Line since 1952.

The Tigers started quickly, with Phil Mafah capping an eight-play, 80-yard drive with a touchdown in the first quarter. Kenny Pickett threw two touchdowns in the final 3:18 of the first half — one each to Jordan Addison and Taysir Mack — to give Pitt a 14-7 halftime lead.

The Panthers added to the lead early in the second half when SirVocea Dennis picked off a DJ Uiagalelei shovel pass and took it back 50 yards to put the Panthers ahead, 21-7.

In the third quarter, B.T. Potter added three points for Clemson on a drive led by quarterback Taisun Phommachanh, as Potter hit a 42-yard field goal to cut the Panthers' lead to 21-10. Pitt would add field goals of 44 and 34 yards to extend the lead to 27-10.

Upon reentering the game for Phommachanh, Uiagalelei recorded his third rushing touchdown of the season on a six-yard run that capped a five-play, 72-yard drive. However, upon receiving the ensuing kickoff, Pitt ran off the remaining 7:56 with a 15-play, 49-yard clock-killing drive to end the game and give the Panthers the win.

Linebacker James Skalski led the Tigers defensively with a career-high 18 tackles.

GAME 8	FLORIDA STATE	20
	CLEMSON	30
	OCT. 30, 2021 MEMORIAL STADIUM • CLEMSON, S.C.	

Will Shipley capped a three-play, 58-yard drive with a 21-yard go-ahead touchdown run with 2:53 to play and Barrett Carter scored on a fumble recovery on a desperation lateral to give Clemson a 30-20 comeback win against Florida State.

Shipley recorded his first 100-yard game of his career as he finished with 128 yards rushing and two touchdowns on 25 carries.

B.T. Potter opened the scoring in the first quarter with a 47-yard field goal. Florida State answered with a one-yard touchdown pass from Jordan Travis to Jashaun Corbin, but Myles Murphy blocked the extra point, Clemson's first blocked placekick since 2020 and first blocked PAT since 2018.

Phil Mafah's 63-yard scamper set up an 11-yard touchdown from DJ Uiagalelei to Davis Allen to give the Tigers a 10-6 advantage. But on the first play of FSU's ensuing drive, Lawrance Toafili caught a wheel route for a 75-yard touchdown after Toafili rolled over a Clemson defender and kept his feet on his way to the end zone.

An 83-yard drive capped by Shipley's first touchdown of the game gave Clemson a 17-13 lead at the half.

After a scoreless third quarter, Jermaine Johnson strip-sacked Uiagalelei, recovered the fumble and ran six yards for a touchdown to give Florida State a 20-17 lead with 7:39 remaining, setting the stage for Shipley and Carter's eventual heroics.

Clemson held Florida State to just 65 yards rushing and 241 yards of total offense. Murphy led the unit with five tackles, a blocked PAT and two of the Tigers' season-high six sacks.

GAME 9	CLEMSON	30
	LOUISVILLE	24
	NOV. 6, 2021 CARDINAL STADIUM • LOUISVILLE, KY.	

Facing first-and-goal from its own two-yard line with 1:18 to play, Clemson's defense came up with a game-winning goal line stand to earn a 30-24 road win at Louisville, giving the Tigers back-to-back fourth-quarter comeback wins for the first time since 2005.

DJ Uiagalelei scored the go-ahead touchdown on an eight-yard touchdown run up the middle with 4:12 to play, one of three touchdowns for which he was responsible. B.T. Potter's third field goal stretched the lead to six before the game-winning stand.

The teams traded touchdowns on their opening possessions. After a Louisville touchdown, Uiagalelei connected with Beaux Collins for a 46-yard touchdown to culminate a three-play scoring drive. Collins finished with 106 yards on six catches, becoming the first Clemson true freshman with 100 receiving yards since Justyn Ross against Alabama to end 2018.

A touchdown pass from Uiagalelei to tight end Davis Allen tied the game 17-17 at halftime, but Clemson trailed 24-17 entering the fourth quarter after Malik Cunningham's second touchdown run of the game. Clemson then outscored the Cardinals 13-0 in the final frame to earn the win.

Linebacker Trenton Simpson led the defense with 10 tackles and 2.0 sacks, both career highs. Offensively, Uiagalelei completed 18-of-30 passes for a season-high 220 yards with two passing touchdowns in addition to the go-ahead rushing touchdown.

GAME STATS					
Clemson	7	0	3	7	17
Pittsburgh	0	14	10	3	27
CU Mafah 1 rush (Potter kick) 1st, 1:29, 8-80					
PIT Addison 23 pass from Pickett (Scarton kick) 2nd, 3:18, 13-90					
PIT Mack 39 pass from Pickett (Scarton kick) 2nd, 0:40, 9-76					
PIT Dennis 50 interception return (Scarton kick) 3rd, 11:30					
CU Potter 42 FG 3rd, 6:56, 11-45					
PIT Scarton 44 FG 3rd, 1:10, 11-49					
PIT Scarton 34 FG 4th, 9:30, 11-64					
CU Uiagalelei 6 rush (Potter kick) 4th, 7:56, 5-72					
Attendance - 60,594 Weather - Cloudy, 52°					
Team Statistics					
	CU		PIT		
First Downs	19		26		
Rushing	164		162		
Passing	15-32		25-39		
Passing Yards	151		302		
Total Offense	62-315		82-464		
Rushing (Car-Yards-TD)					
CU Shipley 10-52, Uiagalelei 8-50-1, Pace 7-33, Phommachanh 2-15, Mafah 3-14-1					
PIT Hammond Jr. 11-66, Abanikanda 9-56, Davis 12-30, Pickett 7-15, Mack 1-4					
Passing (Cm-Att-Yards-I-TD)					
CU Uiagalelei 12-25-128-2-0, Phommachanh 3-7-23-0-0					
PIT Pickett 25-39-302-0-2					
Receiving (Rec-Yards-TD)					
CU Ross 5-59, Ajou 1-36, B. Collins 5-23, Brown 1-12, Pace 1-9, Allen 1-7, Shipley 1-5					
PIT Addison 5-84-1, Mack 3-59-1, Krull 2-29, Stovall 2-28, Davis 3-24, Wayne 2-22, Abanikanda 3-20, Jacques-Louis 2-18, Bartholomew 2-18, Barden 1-0					

GAME STATS					
Florida State	6	7	0	7	20
Clemson	3	14	0	13	30
CU Potter 47 FG 1st, 5:32, 10-46					
FSU Corbin 1 pass from Travis (Fitzgerald kick blocked) 1st, 0:19, 10-75					
CU Allen 11 pass from Uiagalelei (Potter kick) 2nd, 8:28, 4-77					
FSU Toafili 75 pass from Travis (Fitzgerald kick) 2nd, 8:14, 1-75					
CU Shipley 2 rush (Potter kick) 2nd, 3:41, 10-38					
FSU Johnson 6 fumble return (Fitzgerald kick) 4th, 7:39					
CU Shipley 21 rush (Potter kick) 4th, 2:53, 3-58					
CU Carter 3 fumble return 4th, 00:00					
Attendance - 79,097 Weather - Cloudy, 63°					
Team Statistics					
	FSU		CU		
First Downs	12		22		
Rushing	65		188		
Passing	14-22		19-31		
Passing Yards	176		189		
Total Offense	56-241		74-377		
Rushing (Car-Yards-TD)					
FSU Corbin 9-31, Ward 5-21, Toafili 4-17, Travis 16(-)4					
CU Shipley 25-128-2, Mafah 9-69, Uiagalelei 9(-)9					
Passing (Cm-Att-Yards-I-TD)					
FSU Travis 14-22-176-0-2					
CU Uiagalelei 19-31-189-1-1					
Receiving (Rec-Yards-TD)					
FSU Toafili 1-75-1, Helton 3-45, J. Wilson 3-36, Williamson 2-22, McClain 1-15, O. Wilson 2-14, Poitier 1-5, Corbin 1-1-1, Travis 0(-)14, Parchment 0(-)23					
CU Ross 5-75, Ngata 3-52, Shipley 4-24, Allen 2-14-1, Williams 2-8, Briningstool 1-11, B. Collins 1-9, Mafah 1(-)4					

GAME STATS					
Clemson	7	10	0	13	30
Louisville	14	3	7	0	24
LOU Mitchell 26 rush (Turner kick) 1st, 6-75, 12:08					
CU B. Collins 46 pass from Uiagalelei (Potter kick) 1st, 3-75, 11:09					
LOU Cunningham 23 rush (Turner kick) 1st, 3-28, 1:16					
LOU Turner 44 FG 2nd, 8-33, 10:32					
CU Potter 38 FG 2nd, 10-54, 5:44					
CU Allen 8 pass from Uiagalelei (Potter kick) 2nd, 10-86, 0:18					
LOU Cunningham 51 rush (Turner kick) 3rd, 3-59, 11:29					
CU Potter 34 FG 4th, 8-40, 10:17					
CU Uiagalelei 8 rush (Potter kick) 4th, 9-57, 4:12					
CU Potter 40 FG, 4th, 4-2, 2:19					
Attendance - 51,729 Weather - Cloudy, 51°					
Team Statistics					
	CU		LOU		
First Downs	22		17		
Rushing	125		223		
Passing	18-31		12-23		
Passing Yards	220		174		
Total Offense	67-345		70-397		
Rushing (Car-Yards-TD)					
CU Shipley 14-47, Phommachanh 4-33, Mafah 7-21, Pace 2-14, Uiagalelei 8-12-1					
LOU Cunningham 22-134-2, Cooley 10-49, Mitchell 12-38-1, Hall 2-2, Conley 1-0					
Passing (Cm-Att-Yards-I-TD)					
CU Uiagalelei 18-30-220-0-2, Phommachanh 0-1-0-0-0					
LOU Cunningham 12-20-174-0-0, Conley 0-3-0-0-0					
Receiving (Rec-Yards-TD)					
CU Collins 6-104-1, Ross 5-58, Ngata 2-34, Allen 2-12-1, Williams 1-7, Pace 1-5, Shipley 1-0					
LOU Harrell 2-76, Watkins 4-41, Marshall 2-26, Ford 2-19, Hall 1-7, Cooley 1-5					

2021 GAME RECAPS

GAME 10	UCONN	7
	CLEMSON	44
	NOV. 13, 2021 MEMORIAL STADIUM • CLEMSON, S.C.	

Clemson held UConn's offense to just 99 yards in cruising to a 44-7 win at Memorial Stadium. Clemson improved to 7-3 with the win, while UConn fell to 1-9 following the schools' first all-time meeting in football.

Defensively, Clemson registered six sacks from six different players in holding the Huskies' offense to just 1.7 yards per play on the afternoon. Clemson held UConn to -21 yards rushing, tied for its second-fewest allowed in school history. The Tiger defense did not allow an offensive touchdown for the fourth time in 2021.

DJ Uiagalelei threw for a season-high 241 yards and a touchdown, and the Tigers ran for three more. Phil Mafah led the way rushing with 49 yards and a touchdown, while Dacari Collins had six catches for 97 yards.

UConn's Brian Brewton muffed the opening kickoff but picked up the ball and returned it 99 yards for a touchdown to give the Huskies an early 7-0 lead.

B.T. Potter connected on the 49-yard field goal to cut the score to 7-3. With fourth and goal from the six-yard line on the following possession, the Tigers faked the field goal and Will Swinney ran it in for the touchdown to put the Tigers up 10-7. A 20-point second quarter including two touchdowns and two more Potter field goals helped put the game out of reach by halftime.

Clemson held UConn to 0-of-14 on third downs, its first time holding an opponent without a third down conversion since 1992 against North Carolina.

GAME 11	WAKE FOREST	27
	CLEMSON	48
	NOV. 20, 2021 MEMORIAL STADIUM • CLEMSON, S.C.	

Clemson finished with an undefeated home record for a fifth straight season, defeating Wake Forest, 48-27, at Memorial Stadium. Wake Forest entered the game 13th in the AP Poll, 12th in the Coaches Poll and 10th in the College Football Playoff rankings.

A trio of underclassmen stood out offensively. Sophomore Kobe Pace romped for 191 yards and a pair of touchdowns on the ground, while freshman Will Shipley accounted added 111 rushing yards, two rushing touchdowns and a passing touchdown. Freshman Beaux Collins added 137 yards and a score on four catches. Between Shipley and Collins, the game marked the first time on record that a 100-yard rushing game and 100-yard receiving game were recorded by Clemson true freshmen in a single game.

Clemson's defense recorded 10 tackles for loss, eight sacks and three takeaways while holding Wake Forest to just 36 yards rushing on 31 carries.

Clemson ran out to a 10-0 lead and led 17-10 at the half thanks to a touchdown run and a touchdown pass by Shipley as well as a 50-yard field goal by B.T. Potter, his school-record-setting sixth 50-plus-yarder of his career.

But Clemson took full control in the third quarter, as two Pace touchdown runs bookended a highlight-reel one-handed catch-and-run touchdown by Collins. Clemson led 38-10 after the third frame. Wake Forest was able to engineer two touchdown drives in the fourth quarter, but Clemson added another 10 points in the frame to send another senior class out undefeated at home.

GAME 12	CLEMSON	30
	SOUTH CAROLINA	0
	NOV. 27, 2021 WILLIAMS-BRICE STADIUM • COLUMBIA, S.C.	

Clemson closed the regular season with a 30-0 road win against South Carolina, the Tigers' record-tying seventh consecutive win in the series. The Tigers shut out the Gamecocks for the first time since 1989 to finish the regular season with a 9-3 record.

It was the fifth time Clemson held an opponent without an offensive touchdown this season, as the Tigers held South Carolina to just 206 yards of offense and only 43 yards rushing on 20 carries.

Offensively, Clemson rushed for 265 yards on 43 carries and scored all three touchdowns on the ground. Freshman Will Shipley led the way with 128 yards on 19 carries, his second straight game with more than 100 yards rushing. Kobe Pace added 58 yards, including a 34-yard touchdown, and Phil Mafah ran for 43 yards and a score.

The Tigers set the tone early, as Shipley went 29 yards for a touchdown on the opening possession. Two drives later, Andrew Booth Jr.'s first of two interceptions on the day gave Clemson a short field, leading to a 29-yard field goal by B.T. Potter.

In the first half, Clemson outgained South Carolina, 258-75 and held the Gamecocks to just three first downs to take a 17-0 lead into the break.

The Tigers added to the lead on a Potter field goal on the first possession of the second half. On Potter's third field goal of the day, he set the Clemson record for field goals of 40-plus yards for both a season and a career.

Mafah scored Clemson's final points from six yards out with 2:30 to play to bring the final score to 30-0.

Clemson's defense held one last time, with Jeremiah Trotter Jr. tackling Zeb Noland at the Clemson 3-yard line on a scramble as the time expired to keep the Gamecocks out of the end zone and off the scoreboard.

GAME STATS				
UConn	7	0	0	7
Clemson	10	20	7	44
CON Brewton 99 kickoff return (McFadden kick) 1st, 14:45 CU Potter 49 FG 1st, 15:34, 9:13 CU Swinney 6 rush (Potter kick) 1st, 11:78, 3:03 CU Phommachanh 3 rush (Potter kick) 2nd, 6-66, 14:31 CU Potter 49 FG 2nd, 8-36, 8:01 CU Potter 30 FG 2nd, 4-5, 6:30 CU B. Collins 32 pass from Uiagalelei (Potter kick) 2nd, 6-88, 0:15 CU Mafah 2 rush (Potter kick) 3rd, 11-46, 10:20 CU Briningstool 25 pass from Wiles (Weitz kick) 4th, 2-30, 3:36 Attendance - 77,522 Weather - Sunny, 59°				
Team Statistics	CON	CU		
First Downs	6	26		
Rushing	-21	129		
Passing	15-33	27-57		
Passing Yards	120	347		
Total Offense	58-99	100-476		
Rushing (Car-Yards-TD)				
CON	Carter 5-19, Krajewski 3-12, Burns 1-4, Mensah 9(-7), Zergiotis 6(-44)			
CU	Mafah 17-49-1, Rencher 15-45, Phommachanh 3-16-1, Lucas 4-13, W. Swinney 1-6-1, Helms 1-4, Uiagalelei 2(-6), Wiles 1-2			
Passing (Cm-Att-Yards-I-TD)				
CON	Zergiotis 9-21-90-2-0, Krajewski 6-12-26-0-0			
CU	Uiagalelei 21-44-241-1-1, Helms 3-8-42-0-0, Phommachanh 1-1-33-0-0, Wiles 2-4-31-0-1			
Receiving (Rec-Yards-TD)				
CON	Turner 5-59, Brewton 3-26, Marion 1-14, Niemenski 1-7, Clercius 1-5, Mensah 2-5, Rose 1-4, Maurisseau 1(-4)			
CU	D. Collins 6-97, Briningstool 2-56, B. Collins 5-40-1, Ross 3-40, May 1-32, Mafah 2-26, Allen 1-19, Williams 1-11, Rencher 2-8, Price 1-7, Earle 1-6, Stellato 1-3, W. Swinney 1-2			

GAME STATS				
Wake Forest	0	10	3	14
Clemson	10	7	21	48
CU Potter 50 FG 1st, 7-36, 12:39 CU Shipley 1 rush (Potter kick) 1st, 9-77, 6:41 WFU Sciba 23 FG 2nd, 14-81, 10:21 CU Allen 2 pass from Shipley (Potter kick) 2nd, 11-71, 5:15 WFU Turner 1 rush (Sciba kick) 2nd, 11-75, 1:22 CU Pace 8 rush (Potter kick) 3rd, 3-20, 10:50 WFU Sciba 31 FG 3rd, 7-62, 8:08 CU B. Collins 58 pass from Uiagalelei (Potter kick) 3rd, 5-75, 5:36 CU Pace 2 rush (Potter kick) 3rd, 5-20, 3:38 WFU Cooley 7 rush (Chapman pass from Hartman failed) 4th, 10-75, 14:55 CU Potter 35 FG 4th, 11-57, 7:14 WFU Whiteheart 6 pass from Hartman (Turner rush) 4th, 10-75, 4:50 CU Shipley 3 rush (Potter kick) 4th, 4-43, 2:19 Attendance - 81,048 Weather - Sunny, 48°				
Team Statistics	WFU	CU		
First Downs	24	25		
Rushing	36	332		
Passing	28-44	12-20		
Passing Yards	370	210		
Total Offense	75-406	74-542		
Rushing (Car-Yards-TD)				
WFU	Cooley 8-39-1, Turner 6-19-1, Marshall 3-15, Hartman 14(-37)			
CU	Pace 24-191-2, Shipley 19-111-2, Uiagalelei 8-30, Mafah 2-1			
Passing (Cm-Att-Yards-I-TD)				
WFU	Hartman 27-43-312-1-1, Kern 1-1-58-0-0			
CU	Uiagalelei 11-19-208-1-1, Shipley 1-1-2-0-1			
Receiving (Rec-Yards-TD)				
WFU	Perry 5-113, Roberson 6-93, Stewart 6-61, Morin 4-43, Whiteheart 3-25-1, Williams 3-24, Chapman 1-11			
CU	B. Collins 4-137-1, Allen 6-53-1, Shipley 1-18, W. Swinney 1-2			

GAME STATS				
Clemson	10	7	3	10
South Carolina	0	0	0	0
CU Shipley 29 rush (Potter kick) 1st, 7-73, 11:44 CU Potter 29 FG 1st, 4-1, 2:40 CU Pace 34 rush (Potter kick) 2nd, 7-79, 12:10 CU Potter 47 FG 3rd, 9-34, 9:05 CU Potter 49 FG 4th, 6-27, 12:24 CU Mafah 6 rush (Potter kick) 4th, 6-25, 2:30 Attendance - 79,897 Weather - Clear, 47°				
Team Statistics	CU	USC		
First Downs	17	12		
Rushing	265	43		
Passing	9-19	19-42		
Passing Yards	99	163		
Total Offense	62-364	62-206		
Rushing (Car-Yards-TD)				
CU	Shipley 19-128-1, Pace 7-58-1, Mafah 11-43-1, Uiagalelei 5-33, Rencher 1-3			
USC	White 7-22, Harris 8-13, Noland 2-5, Lloyd 2-3, Brown 1-0			
Passing (Cm-Att-Yards-I-TD)				
CU	Uiagalelei 9-19-99-1-0			
USC	Noland 11-22-96-0-0, Brown 8-19-67-2-0, White 0-1-0-0			
Receiving (Rec-Yards-TD)				
CU	D. Collins 2-50, Brown 1-26, Pace 1-11, B. Collins 2-9, Ajou 1-2, Swinney 2-1			
USC	Vann 4-38, Jenkins 1-30, Muse 2-28, Joyner 3-27, Bell 4-24, White 3-13, Brown 1-5, Harris 1(-2)			



2021 GAME RECAPS

GAME 13

CLEMSON 20
IOWA STATE 13

DEC. 29, 2021
CAMPING WORLD STADIUM • ORLANDO, FLA.

Cornerback Mario Goodrich forced a key fumble on fourth down with 33 seconds to play as No. 19/22 Clemson withstood a late rally to claim the 2021 Cheez-It Bowl, 20-13, over Iowa State (7-6) at Camping World Stadium in Orlando, Fla.

"It's all about how you finish," said Dabo Swinney, who won his 150th game as Clemson's head coach and became only the third head coach in FBS history to win 150 games in the first 15 seasons of his career.

Holding a 20-13 with less than two minutes to play, Clemson leaned on its defense to come up with a stop. Iowa State quarterback Brock Purdy scrambled to convert on a 4th-and-2 with 40 seconds to play when Goodrich poked the ball loose, sending it back behind the line to gain. Purdy recovered short of the first down, and Clemson took over in victory formation.

Goodrich, who was named the game's most valuable player, also added an interception return for a touchdown late in the third quarter, which gave Clemson its final points. The Tigers held Iowa State to 270 total yards, 66 on the ground, and just 112 total on 35 plays in the second half.

Clemson took the opening kickoff and scored on its first drive, which went a season-long 8:08 on 15 plays and 69 yards. B.T. Potter drilled his 20th field goal of

the season, a 23-yarder to give the Tigers a 3-0 edge, as Clemson ran 11 times during the drive.

After trading scoreless drives, the Cyclones tied the game at 3-3 with a 22-yard field goal.

After a field goal miss from the Cyclones, Clemson took the next drive 41 yards before it stalled out, and Potter connected from 51 yards with 4:07 to play in the half. The kick was Potter's seventh career field goal of 50 yards or longer, the most in school history. He also added to his single-season (12) and career (26) school records for field goals of 40-plus yards.

Running back Will Shipley took a delayed handoff through the right side untouched from 12 yards out with 4:54 to play in the third quarter, putting an exclamation point on Clemson's 16-play, 79-yard drive, which ate up 7:39 of game clock. Clemson gained six first downs during the drive.

Just 53 seconds later, Justin Mascoll batted a pass from Brock Purdy up in the air, before Purdy hit the deflected ball to Mario Goodrich, who took it back 18 yards across the field for a touchdown, giving Clemson a 20-3 lead with 4:01 to play in the third quarter.

After a three-and-out, Iowa State drove deep into Clemson territory. Purdy hit Charlie Kolar for a six-yard score in the back of the endzone with 9:42 to play to pull the Cyclones within seven at 20-13. The Tigers came up empty on their next drive but pinned the Cyclones inside their own five yard line with just over six minutes to play, but K.J. Henry came up with a sack on 3rd-and-14 to give Clemson the ball back.

After going three-and-out, Clemson again leaned on its defense to come up with a stop. Goodrich's forced fumble halted Iowa State's late run.

GAME STATS

Clemson	3	3	14	0	20
Iowa State	0	3	3	7	13

CU	Potter 23 FG, 1st, 6:52
ISU	Mevis 22 FG, 2nd, 11:25
CU	Potter, 51 FG, 2nd, 4:07
CU	Shipley 12 run (Potter kick), 3rd, 4:54
CU	Goodrich 18 interception return (Potter kick), 3rd, 4:01
ISU	Mevis 45 FG, 3rd, 1:23
ISU	Kolar 6 pass from Purdy (Mevis kick), 4th, 9:42
Attendance - 39,051 Weather - Partly Cloudy, 78°	

Team Statistics	CU	ISU
First Downs	20	14
Rushing	128	66
Passing	21-33	23-39
Passing Yards	187	204
Total Offense	73-315	60-270

Rushing (Car-Yards-TD)

CU	Shipley 18-61-1, Pace 12-51, Uiaalelei 6-12, Mahaf 2-7, TEAM 2-(-3)
ISU	Brock 14-42, Purdy 5-19, Silas 2-10

Passing (Cm-Att-Yards-I-TD)

CU	Uiaalelei 21-31-187-1-0, TEAM 0-1
ISU	Purdy 23-39-204-1-1

Receiving (Rec-Yards-TD)

CU	D. Collins 6-56, Shipley 5-53, Pace 4-38, B. Collins 3-20, D. Allen 2-9, W. Swinney 1-11
ISU	Noel 4-54, Kolar 4-33-1, Shaw 3-32, Brock 3-21, Allen 3-9, Wilson 2-20, Hutchinson 1-34, Rus 1-8, Jackson 1-(-3), Silas 1-(-4)

DABO SWINNEY REGISTERED HIS 150TH WIN AS A HEAD COACH WHEN THE TIGERS DEFEATED IOWA STATE IN THE 2021 CHEEZ-IT BOWL.



2021 SENIORS & PRO SIGNEES

#29 MICHAEL BECKER, S

Year	G-S	Snaps	Hit	Ast	Tot	TFL	Sacks	Int	QP	PBU	CF-RF
2019	4-0	0	0	0	0	0-0	0-0	0	0	0	0-0
2020	2-0	0	0	0	0	0-0	0-0	0	0	0	0-0
2021	1-0	0	0	0	0	0-0	0-0	0	0	0	0-0
Totals	7-0	0	0	0	0	0-0	0-0	0	0	0	0-0

#65 MATT BOCKHORST, OL

Year	G-S	Snaps
2018	13-0	178
2019	15-1	418
2020	12-12	753
2021	7-7	390
Totals	47-20	1739

#23 ANDREW BOOTH JR., CB

Year	G-S	Snaps	Hit	Ast	Tot	TFL	Sacks	Int	QP	PBU	CF-RF
2019	13-0	65	5	1	6	0-0	0-0	0	0	1	0-0
2020	11-4	335	23	7	30	2.5-8	1-4	2-0	0	4	0-0
2021	11-11	581	33	6	39	3-7	0-0	3-0	0	5	0-0
Totals	35-15	981	61	14	75	5.5-15	1-4	5-0	0	10	0-0

#82 WILL BROWN, WR

Year	G-S	Snaps	Rec	Yds	Avg	TD	LG	PR
2018	3-0	12	0	0	--	0	--	0-0
2019	5-0	19	1	8	8.0	0	8	2-16
2020	8-0	78	3	27	9.0	0	10	0-0
2021	11-0	86	2	38	19.0	0	26	12-26
Totals	27-0	195	6	73	12.2	0	26	14-42

#97 NICK EDDIS, DT

Year	G-S	Snaps	Hit	Ast	Tot	TFL	Sacks	Int	QP	PBU	CF-RF
2020	2-0	4	0	0	0	0-0	0-0	0	0	0	0-0
2021	2-0	2	0	0	0	0-0	0-0	0	0	0	0-0
Totals	4-0	6	0	0	0	0-0	0-0	0	0	0	0-0

#69 JACOB EDWARDS, DT/OL

Year	G-S	Snaps	Hit	Ast	Tot	TFL	Sacks	Int	QP	PBU	CF-RF
2018	2-0	2	0	0	0	0-0	0-0	0	0	0	0-0
2019	4-0	0	0	0	0	0-0	0-0	0	0	0	0-0
Totals	6-0	2	0	0	0	0-0	0-0	0	0	0	0-0

Year	G-S	Snaps
2020	2-0	5
2021	2-0	18
Totals	4-0	23

#95 JAMES EDWARDS, DT

Year	G-S	Snaps	Hit	Ast	Tot	TFL	Sacks	Int	QP	PBU	CF-RF
2018	2-0	1	0	0	0	0-0	0-0	0	0	0	0-0
2019	9-0	12	1	0	1	0-0	0-0	0	0	0	0-0
2020	2-0	9	1	0	1	0-0	0-0	0	0	0	0-0
2021	2-0	3	1	0	1	0-0	0-0	0	0	0	0-0
Totals	15-0	25	3	0	3	0-0	0-0	0	0	0	0-0

#35 JUSTIN FOSTER, DE

Year	G-S	Snaps	Hit	Ast	Tot	TFL	Sacks	Int	QP	PBU	CF-RF
2017	9-0	84	5	3	8	1-6	0.5-4	0-0	0	0	0-0
2018	15-0	180	10	7	17	6-41	2-6	0-0	2	0	0-1
2019	15-13	492	24	17	41	10.5-34	4.5-24	0-0	12	1	1-0
2021	5-0	93	2	3	5	0-0	0-0	0-0	1	1	0-0
Totals	44-13	849	41	30	71	17.5-81	7-34	0-0	15	2	1-1

#88 BRADEN GALLOWAY, TE

Year	G-S	Snaps	Rec	Yds	Avg	TD	LG
2018	12-0	87	5	52	10.4	1	20
2019	2-0	65	2	60	30.0	0	42
2020	12-12	463	27	369	13.7	2	49
2021	6-3	132	4	14	3.5	0	6
Totals	32-15	747	38	495	13.0	3	49

#31 MARIO GOODRICH, CB

Year	G-S	Snaps	Hit	Ast	Tot	TFL	Sacks	Int	QP	PBU	CF-RF
2018	14-0	113	4	3	7	0-0	0-0	0	0	3	0-0
2019	13-0	205	8	5	13	0.5-1	0-0	1-0	0	2	0-0
2020	8-4	237	12	4	16	0-0	0-0	2-5	0	1	0-1
2021	12-12	561	34	14	48	0-0	0-0	2-20	1	9	1-0
Totals	47-16	1116	58	26	84	0.5-1	0-0	5-25	1	15	1-1

#90 DARNELL JEFFERIES, DT

Year	G-S	Snaps	Hit	Ast	Tot	TFL	Sacks	Int	QP	PBU	CF-RF
2018	1-0	2	0	0	0	0-0	0-0	0	0	0	0-0
2019	15-0	118	5	9	14	1-4	0.5-4	0-0	0	0	0-0
2020	7-0	49	3	4	7	0-0	0-0	0	0	0	0-0
2021	6-0	24	0	1	1	0-0	0-0	0	0	0	0-0
Totals	29-0	193	8	14	22	1-4	0.5-4	0-0	0	0	0-0

#52 TAYQUON JOHNSON, DT/OG

Year	G-S	Snaps	Hit	Ast	Tot	TFL	Sacks	Int	QP	PBU	CF-RF
2019	3-0	7	0	0	0	0-0	0-0	0	0	0	0-0

Year	G-S	Snaps
2020	11-0	86

#85 JAELYN LAY, TE

Year	G-S	Snaps	Rec	Yds	Avg	TD	LG
2019	4-0	46	1	20	20.0	0	20
2020	12-0	76	1	5	5.0	0	5
2021	3-0	27	0	0	--	0	--
Totals	19-0	149	2	25	12.5	0	20

#33 TY LUCAS, RB

Year	G-S	Snaps	Car	Yds	Avg	TD	LG	Rec	Yds	TD
2019	6-0	2	1	3	3.0	0	3	0	0	0
2020	2-0	0	0	0	--	0	--	0	0	0
2021	2-0	5	4	13	3.3	0	5	0	0	0
Totals	10-0	7	5	16	3.2	0	5	0	0	0

#46 JACK MADDOX, LS

Year	G-S	Snaps
2018	2-0	0
2019	9-0	0
2020	12-0	0
2021	13-0	0
Totals	36-0	0

#89 MAX MAY, WR

Year	G-S	Snaps	Rec	Yds	Avg	TD	LG
2018	4-0	17	0	0	--	0	--
2019	6-0	16	0	0	--	0	--
2020	8-0	25	1	1	1.0	0	1
2021	4-0	35	1	32	32.0	0	32
Totals	22-0	93	2	33	16.5	0	32

#26 JACK McCALL, CB

Year	G-S	Snaps	Hit	Ast	Tot	TFL	Sacks	Int	QP	PBU	CF-RF
2019	3-0	0	0	0	0	0-0	0-0	0	0	0	0-0
2020	1-0	0	0	0	0	0-0	0-0	0	0	0	0-0
2021	2-0	0	0	0	0	0-0	0-0	0	0	0	0-0
Totals	6-0	0	0	0	0	0-0	0-0	0	0	0	0-0

#46 MATT McMAHAN, LB

Year	G-S	Snaps	Hit	Ast	Tot	TFL	Sacks	Int	QP	PBU	CF-RF
2019	2-0	0	0	0	0	0-0	0-0	0	0	0	0-0
2020	1-0	4	0	0	0	0-0	0-0	0	0	0	0-0
2021	1-0	0	0	0	0	0-0	0-0	0	0	0	0-0
Totals	4-0	4	0	0	0	0-0	0-0	0	0	0	0-0

#92 KLAYTON RANDOLPH, DE

Year	G-S	Snaps	Hit	Ast	Tot	TFL	Sacks	Int	QP	PBU	CF-RF
2019	3-0	4	1	0	1	0-0	0-0	0	0	0	0-0
2020	1-0	1	0	0	0	0-0	0-0	0	0	0	0-0
2021	2-0	1	0	0	0	0-0	0-0	0	0	0	0-0
Totals	6-0	6	1	0	1	0-0	0-0	0	0	0	0-0

#21 DARIEN RENCHER, RB

Year	G-S	Snaps	Car	Yds	Avg	TD	LG	Rec	Yds	TD
2017	3-0	20	9	38	4.2	0	21	0	0	0
2018	7-0	23	15	65	4.3	0	15	1	-4	0
2019	15-0	66	26	135	5.2	2	24	4	26	0
2020	12-0	62	24	137	5.7	1	50	3	16	0
2021	13-0	70	19	62	3.3	0	12	2	8	0
Totals	50-0	241	93							

2021 LETTERMEN

FRESHMEN (16)

#	Player	Pos.
9	Jake Briningstool	TE
19	DeMonte Capehart	DT
0	Barrett Carter	LB
80	Beaux Collins	WR
3	Dacari Collins	WR
87	Sage Ennis	TE
75	Trent Howard	OL
26	Phil Mafah	RB
1	Andrew Mukuba	S
55	Payton Page	DT
1	Will Shipley	RB
74	Marcus Tate	OL
16	Will Taylor	QB/WR
54	Jeremiah Trotter Jr.	LB
73	Bryn Tucker	OL
20	Nate Wiggins	CB

SOPHOMORES (30)

#	Player	Pos.
11	Ajou Ajou*	WR
45	Sergio Allen	LB
42	LaVonta Bentley	LB
11	Bryan Bresee	DT
2	Fred Davis II	CB
21	Malcolm Greene	CB
52	Tayquon Johnson*	OG
85	Jaelyn Lay*	TE
30	Keith Maguire	LB
49	Matthew Maloney	LB
77	Mitchell Mayes	OL
46	Matt McMahan*	LB
9	R.J. Mickens	S
98	Myles Murphy	DE
33	Ruke Orhororo	DT
20	Kobe Pace	RB
64	Walker Parks	OL
7	Taisun Phommachanh*	QB
55	Hunter Rayburn*	OL
32	Etinosa Reuben	DT
22	Trenton Simpson	LB
14	Kevin Swint	DE
57	Paul Tchio*	OL
16	Ray Thornton III*	S
54	Mason Trotter	OL
5	DJ Uiagalelei	QB
12	Tyler Venables	S
6	E.J. Williams	WR
99	Greg Williams	DE
8	Tré Williams	DT

* - not returning in 2022

JUNIORS (22)

#	Player	Pos.
84	Davis Allen	TE
29	Michael Becker*	S
23	Andrew Booth Jr.*	CB
18	Joseph Charleston*	S
13	Tyler Davis	DT
27	Carson Donnelly	S
5	K.J. Henry	DE
90	Darnell Jefferies*	DT
6	Sheridan Jones	CB
2	Frank Ladson Jr.*	WR
33	Ty Lucas*	RB/LS
7	Justin Mascoll	DE
89	Max May*	WR
71	Jordan McFadden	OT
10	Joseph Ngata	WR
17	Kane Patterson*	LB
25	Jalyn Phillips	S
56	Will Putnam	OG
92	Klayton Randolph*	DE
8	Justyn Ross*	WR
81	Drew Swinney	WR
15	Jake Venables*	LB

* - not returning in 2022

SENIORS (20)

#	Player	Pos.
65	Matt Bockhorst*	OL
82	Will Brown*	WR
97	Nick Eddis*	DT
69	Jacob Edwards*	OL
95	James Edwards*	DT
35	Justin Foster*	DE
88	Braden Galloway*	TE
31	Mario Goodrich*	CB
46	Jack Maddox*	LS
26	Jack McCall*	CB
29	B.T. Potter	PK
40	Luke Price	TE
21	Darien Rencher*	RB
47	James Skalski*	LB
10	Baylon Spector*	LB
48	Will Spiers*	P
22	Will Swinney*	WR
3	Xavier Thomas	DE
24	Nolan Turner*	S
53	Regan Upshaw*	DE

* - not returning in 2022

2021 LETTERMEN BY POSITION (88)

OFFENSE (38)

OT (3): Mitchell Mayes, Jordan McFadden, Walker Parks
OG (6): Jacob Edwards, Tayquon Johnson, Will Putnam, Marcus Tate, Paul Tchio, Bryn Tucker
C (4): Matt Bockhorst, Trent Howard, Hunter Rayburn, Mason Trotter
TE (6): Davis Allen, Jake Briningstool, Sage Ennis, Braden Galloway, Jaelyn Lay, Luke Price
WR (11): Ajou Ajou, Will Brown, Beaux Collins, Dacari Collins, Frank Ladson Jr., Max May, Joseph Ngata, Justyn Ross, Drew Swinney, Will Swinney, E.J. Williams
QB (3): Taisun Phommachanh, Will Taylor, DJ Uiagalelei
RB (5): Ty Lucas, Phil Mafah, Kobe Pace, Darien Rencher, Will Shipley

DEFENSE (47)

DE (9): Justin Foster, K.J. Henry, Justin Mascoll, Myles Murphy, Klayton Randolph, Kevin Swint, Xavier Thomas, Regan Upshaw, Greg Williams
DT (10): Bryan Bresee, DeMonte Capehart, Tyler Davis, Nick Eddis, James Edwards, Darnell Jefferies, Ruke Orhororo, Payton Page, Etinosa Reuben, Tré Williams
LB (12): Sergio Allen, LaVonta Bentley, Barrett Carter, Keith Maguire, Matthew Maloney, Matt McMahan, Kane Patterson, Trenton Simpson, James Skalski, Baylon Spector, Jeremiah Trotter Jr., Jake Venables
CB (7): Andrew Booth Jr., Fred Davis II, Mario Goodrich, Malcolm Greene, Sheridan Jones, Jack McCall, Nate Wiggins
S (9): Michael Becker, Joseph Charleston, Carson Donnelly, R.J. Mickens, Andrew Mukuba, Jalyn Phillips, Ray Thornton III, Nolan Turner, Tyler Venables

SPECIAL TEAMS (3)

PK (1): B.T. Potter
P (1): Will Spiers
LS (1): Jack Maddox

RETURNING LETTERMEN BY POSITION (55)

OFFENSE (24)

OT (3): Mitchell Mayes, Jordan McFadden, Walker Parks
OG (3): Will Putnam, Marcus Tate, Bryn Tucker
C (2): Trent Howard, Mason Trotter
TE (4): Davis Allen, Jake Briningstool, Sage Ennis, Luke Price
WR (7): Beaux Collins, Dacari Collins, Joseph Ngata, Brannon Spector, Drew Swinney, Will Taylor, E.J. Williams
QB (2): Hunter Johnson, DJ Uiagalelei
RB (3): Phil Mafah, Kobe Pace, Will Shipley

DEFENSE (30)

DE (6): K.J. Henry, Justin Mascoll, Myles Murphy, Kevin Swint, Xavier Thomas, Greg Williams
DT (7): Bryan Bresee, DeMonte Capehart, Tyler Davis, Ruke Orhororo, Payton Page, Etinosa Reuben, Tré Williams
LB (7): Sergio Allen, LaVonta Bentley, Barrett Carter, Keith Maguire, Matthew Maloney, Trenton Simpson, Jeremiah Trotter Jr.
CB (4): Fred Davis II, Malcolm Greene, Sheridan Jones, Nate Wiggins
S (6): Carson Donnelly, R.J. Mickens, Andrew Mukuba, Jalyn Phillips, Tyler Venables, Lannden Zanders

SPECIAL TEAMS (1)

PK (1): B.T. Potter
P (0)
LS (0)

Note: Positions based on 2022.



WALKER PARKS (#64), KOBE PACE (#20) AND JAKE BRININGSTOOL (#9) ARE ALL RETURNING LETTERMEN WHO WILL CONTRIBUTE ON THE 2022 OFFENSE.

2021 HONORS & AWARDS

#42 LAVONTA BENTLEY, LB

- ACC Linebacker of the Week (vs. Georgia Tech)

#65 MATT BOCKHORST, OL

- William V. Campbell Trophy Semifinalist

#23 ANDREW BOOTH JR., CB

- First-Team All-ACC
- First-Team All-ACC (AP)
- First-Team All-ACC (PFF)
- First-Team All-ACC (Phil Steele)
- Blanchard-Rogers Trophy Finalist
- PFF Team of the Week (at South Carolina)

#11 BRYAN BRESEE, DT

- Third-Team All-ACC

#13 TYLER DAVIS, DT

- First-Team All-ACC
- Second-Team All-ACC (AP)

#35 JUSTIN FOSTER, DE

- Military Bowl 3M STEM Scholar-Athlete

#31 MARIO GOODRICH, CB

- Third-Team All-American (PFF)
- First-Team All-ACC
- First-Team All-ACC (AP)
- First-Team All-ACC (PFF)
- Second-Team All-ACC (Phil Steele)
- Cheez-It Bowl Most Valuable Player
- All-Bowl Team (AP)
- PFF Team of the Week (at Syracuse)

#71 JORDAN McFADDEN, OT

- Second-Team All-ACC
- Second-Team All-ACC (AP)
- Second-Team All-ACC (PFF)
- Second-Team All-ACC (Phil Steele)
- ACC Offensive Lineman of the Week (vs. Wake Forest)
- ACC Offensive Lineman of the Week (at South Carolina)

#9 R.J. MICKENS, S

- Third-Team All-ACC (PFF)

#1 ANDREW MUKUBA, S

- First-Team Freshman All-American (The Athletic)
- Freshman All-American (Maxwell Football Club)
- Freshman All-American (FWAA)
- Freshman All-American (247Sports)
- Freshman All-American (On3 Sports)
- Freshman All-American (PFF)
- Midseason Freshman All-American (The Athletic)
- Midseason Freshman All-American (ESPN)
- Shaun Alexander Freshman of the Year Semifinalist
- ACC Defensive Rookie of the Year
- Second-Team All-ACC (PFF)
- Third-Team All-ACC

#98 MYLES MURPHY, DE

- Fourth-Team All-American (Phil Steele)
- First-Team All-ACC (PFF)
- First-Team All-ACC (Phil Steele)
- Second-Team All-ACC
- Second-Team All-ACC (AP)
- ACC Co-Defensive Lineman of the Week (vs. Florida State)
- On3 ACC Player of the Week (vs. Florida State)

#33 RUIE ORHORORO, DT

- Fourth-Team All-ACC (Phil Steele)

#20 KOBE PACE, RB

- ACC Running Back of the Week (vs. Boston College)
- ACC Running Back of the Week (vs. Wake Forest)
- Hornung Award Honor Roll (vs. Boston College)

JUSTYN ROSS, WHO OVERCAME A CAREER-THREATENING INJURY, WON THE 2021 BRIAN PICCOLO AWARD FOR COURAGE.



#29 B.T. POTTER, PK

- Second-Team All-ACC
- Second-Team All-ACC (AP)
- Second-Team All-ACC (PFF)
- Second-Team All-ACC (Phil Steele)
- Lou Groza Award Star of the Week (vs. Boston College)

#56 WILL PUTNAM, OG

- Third-Team All-ACC (Phil Steele)

#21 DARIEN RENCHER, RB

- Allstate AFCA Good Works Team
- Jason Witten Collegiate Man of the Year Award Semifinalist

#8 JUSTYN ROSS, WR

- ACC Brian Piccolo Award

#1 WILL SHIPLEY, RB

- Second-Team Freshman All-American (The Athletic)
- Fourth-Team All-ACC (Phil Steele)
- ACC Rookie of the Week (vs. South Carolina State)
- ACC Rookie of the Week (vs. Georgia Tech)
- ACC Rookie of the Week (vs. Wake Forest)
- Hornung Award Honor Roll (vs. Florida State)
- 247Sports True Freshman of the Week (vs. Florida State)

#22 TRENTON SIMPSON, LB

- Second-Team All-ACC (PFF)
- Third-Team All-ACC (Phil Steele)

#47 JAMES SKALSKI, LB

- Third-Team All-American (Phil Steele)
- First-Team All-ACC
- First-Team All-ACC (AP)
- First-Team All-ACC (Phil Steele)
- ACC Linebacker of the Week (vs. Georgia)
- ACC Co-Linebacker of the Week (at Pitt)

#10 BAYLON SPECTOR, LB

- ACC Co-Linebacker of the Week (at NC State)

#48 WILL SPIERS, P

- Ray Guy Award "Ray's 8" Selection (vs. Florida State)

#22 WILL SWINNEY, WR

- Peter Mortell Holder of the Year Finalist

#74 MARCUS TATE, OL

- Midseason Freshman All-American (ESPN)

#3 XAVIER THOMAS, DE

- Second-Team All-ACC (PFF)
- Third-Team All-ACC
- Fourth-Team All-ACC (Phil Steele)

#24 NOLAN TURNER, S

- Third-Team All-ACC (Phil Steele)

2021 ACC FOOTBALL

ATLANTIC DIVISION STANDINGS

Rk	Team	ACC				Overall				
		W-L	Score	H	R	W-L	Score	H	R	N
1.	Wake Forest	7-1	307-209	4-0	3-1	11-3	574-404	6-0	4-2	1-1
2.	Clemson	6-2	196-160	4-0	2-2	10-3	342-193	6-0	3-2	1-1
	NC State	6-2	263-178	4-0	2-2	9-3	397-236	7-0	2-3	0-0
4.	Louisville	4-4	266-191	2-2	2-2	6-7	411-355	4-3	2-2	0-2
	Florida State	4-4	196-230	2-2	2-2	5-7	331-318	3-4	2-3	0-0
6.	Boston College	2-6	131-201	1-3	1-3	6-6	296-266	3-3	3-3	0-0
	Syracuse	2-6	177-245	1-3	1-3	5-7	299-316	3-4	2-3	0-0

COASTAL DIVISION STANDINGS

Rk	Team	ACC				Overall				
		W-L	Score	H	R	W-L	Score	H	R	N
1.	Pittsburgh	7-1	304-187	3-1	4-0	11-3	580-331	5-2	5-0	1-1
2.	Miami (Fla.)	5-3	285-236	3-1	2-2	7-5	409-341	5-2	2-2	0-1
3.	Virginia	4-4	278-274	2-2	2-2	6-6	415-382	4-3	2-3	0-0
	Virginia Tech	4-4	192-192	2-2	2-2	6-7	308-329	4-3	2-3	0-1
5.	North Carolina	3-5	252-249	3-1	0-4	6-7	458-417	6-1	0-5	0-1
6.	Georgia Tech	2-6	222-263	1-3	1-3	3-9	288-402	2-5	1-4	0-0
7.	Duke	0-8	119-373	0-4	0-4	3-9	274-477	3-4	0-5	0-0

2021 ACC HONORS & AWARDS

FIRST-TEAM OFFENSE

Pos.	Player	Team	Pts
QB	Kenny Pickett	Pittsburgh	181
RB	Sean Tucker	Syracuse	187
RB	Mataeo Durant	Duke	154
WR	Jordan Addison	Pittsburgh	186
WR	Josh Downs	North Carolina	161
WR	A.T. Perry	Wake Forest	131
WR	Dontayvion Wicks	Virginia	131
TE	Jelani Woods	Virginia	134
AP	Jahmyr Gibbs	Georgia Tech	126
OT	Ikem Ekwonu	NC State	170
OT	Zach Tom	Wake Forest	104
OG	Zion Johnson	Boston College	156
OG	Caleb Chandler	Louisville	65
C	Alec Lindstrom	Boston College	86

SECOND-TEAM OFFENSE

Pos.	Player	Team	Pts
QB	Sam Hartman	Wake Forest	80
RB	Ty Chandler	North Carolina	120
RB	Pat Garwo	Boston College	86
WR	Charleston Rambo	Miami (Fla.)	126
WR	Emeka Emezie	NC State	110
WR	Jaquarii Roberson	Wake Forest	91
TE	Lucas Krull	Pittsburgh	80
AP	Keytaon Thompson	Virginia	77
OT	Jordan McFadden	Clemson	94
OT	Carter Warren	Pittsburgh	69
OG	Christian Mahogany	Boston College	62
OG	DJ Scaife	Miami (Fla.)	56
C	Olusegun Oluwatimi	Virginia	62

THIRD-TEAM OFFENSE

Pos.	Player	Team	Pts
QB	Brennan Armstrong	Virginia	68
RB	Jashaun Corbin	Florida State	62
RB	Jahmyr Gibbs	Georgia Tech	54
WR	Zay Flowers	Boston College	77
WR	Billy Kemp	Virginia	37
WR	Jake Bobo	Duke	32
TE	Marshon Ford	Louisville	72
AP	Jordan Addison	Pittsburgh	75
OT	Ben Petruła	Boston College	68
OT	Gabe Houy	Pittsburgh	44
OG	Marcus Minor	Pittsburgh	53
OG	Sean Maginn	Wake Forest	53
C	Grant Gibson	NC State	53

FIRST-TEAM SPECIALISTS

Pos.	Player	Team	Pts
PK	Nick Sciba	Wake Forest	183
P	Trenton Gill	NC State	142
SP	Zonovan Knight	NC State	146

SECOND-TEAM SPECIALISTS

Pos.	Player	Team	Pts
PK	B.T. Potter	Clemson	87
P	Lou Hedley	Miami (Fla.)	98
SP	Jahmyr Gibbs	Georgia Tech	112

THIRD-TEAM SPECIALISTS

Pos.	Player	Team	Pts
PK	Sam Scarton	Pittsburgh	55
P	Peter Moore	Virginia Tech	83
SP	Tayvion Robinson	Virginia Tech	57

Accomplishment	Player	Team
Champion		Pittsburgh
Player-of-the-Year	Kenny Pickett	Pittsburgh
Offensive Player-of-the-Year	Kenny Pickett	Pittsburgh
Defensive Player-of-the-Year	Jermaine Johnson II	Florida State
Rookie-of-the-Year	Tyler Van Dyke	Miami (Fla.)
Offensive Rookie-of-the-Year	Tyler Van Dyke	Miami (Fla.)
Defensive Rookie-of-the-Year	Andrew Mukuba	Clemson
Coach-of-the-Year	Dave Clawson	Wake Forest
Jacobs Blocking Trophy	Ikem Ekwonu	NC State
Brian Piccolo Award	Justyn Ross	Clemson
	McKenzie Milton	Florida State
Jim Tatum Award	Zach Tom	Wake Forest

FIRST-TEAM DEFENSE

Pos.	Player	Team	Pts
DE	Jermaine Johnson II	Florida State	189
DE	Cody Roscoe	Syracuse	112
DT	Calijah Kancey	Pittsburgh	133
DT	Tyler Davis	Clemson	78
DT	Corey Durden	NC State	78
LB	Drake Thomas	NC State	148
LB	Mikel Jones	Syracuse	134
LB	James Skalski	Clemson	128
CB	Mario Goodrich	Clemson	110
CB	Andrew Booth Jr.	Clemson	105
S	Jammie Robinson	Florida State	106
S	Tanner Ingle	NC State	92

SECOND-TEAM DEFENSE

Pos.	Player	Team	Pts
DE	Myles Murphy	Clemson	108
DE	Habakkuk Baldonado	Pittsburgh	98
DT	Miles Fox	Wake Forest	72
DT	Myles Murphy	North Carolina	69
LB	Yasir Abdullah	Louisville	92
LB	Nick Jackson	Virginia	84
LB	SirVocea Dennis	Pittsburgh	71
LB	Quez Jackson	Georgia Tech	71
CB	Jermaine Waller	Virginia Tech	76
CB	Kei'Trel Clark	Louisville	60
CB	Josh DeBerry	Boston College	60
S	Traveon Redd	Wake Forest	76
S	Brandon Hill	Pittsburgh	68

THIRD-TEAM DEFENSE

Pos.	Player	Team	Pts
DE	Keir Thomas	Florida State	53
DE	Xavier Thomas	Clemson	52
DT	Bryan Bresee	Clemson	60
DT	DeWayne Carter	Duke	51
LB	Shaka Heyward	Duke	45
LB	Tomon Fox	North Carolina	40
LB	Jeremiah Gemmel	North Carolina	39
CB	Brandon Sebastian	Boston College	58
CB	Duce Chestnut	Syracuse	40
S	Cam'Ron Kelly	North Carolina	61
S	Andrew Mukuba	Clemson	58



ANDREW MUKUBA WAS THE 2021 ACC DEFENSIVE ROOKIE-OF-THE-YEAR.



OFFENSIVE TEAM RECORDS

TEAM

WINS

Season: 15*, 2018
 Home: 7, 1987, 2011, 2014, 2015, 2017, 2018, 2019
 Road: 5, many (last in 2019)
 Away From Home: 8, 2016, 2018
 Conference: 8, 2015, 2018, 2019, 2020
 Vs. ACC Teams: 9, 2015, 2018, 2019, 2020
 By 1-7 Points: 7, 2016
 By 14+ Points: 13, 2018
 Without Trailing: 11, 2019
 Vs. Top-25 Teams: 6, 2017
 By a Class: 55, Seniors of 2018, 2019
 Win % By Class: 93.2 (55-4), Seniors of 2018, 2019

TOTAL OFFENSE

PLAYS

Game: 102 vs. NC State, 11-17-2012 (58 rush, 44 pass)
 Season: 1,221, 2016
 Per Game: 81.7, 2012 (1,062 in 13 games)

YARDS

Half: 487 vs. Duke, 11-3-2012 (1st)
 Game: 756 vs. Wake Forest, 10-31-1981
 Season: 7,931*, 2019
 Per Game: 528.7, 2019 (7,931 in 15 games)
 400-Yard Games: 15, 2018
 500-Yard Games: 12, 2015
 600-Yard Games: 5, 2019
 700-Yard Games: 2, 2012

YARDS PER PLAY

Game: 11.6 vs. Louisville, 11-3-2018 (57-661)
 Season: 7.4, 2019 (1075-7931)

RUSHING

CARRIES

Game: 78 vs. Duke, 10-20-1979
 Season: 741, 1978
 Per Game: 61.8, 1978 (741 in 12 games)

RUSHING YARDS

Game: 615 vs. Georgia Tech, 10-17-1903
 Modern: 536 vs. Wake Forest, 10-31-1981
 Season: 3,723, 2018
 Per Game: 289.1, 1978 (3,469 in 12 games)
 200-Yard Games: 11, 1978, 1986, 2015
 300-Yard Games: 5, 1978, 2018

YARDS PER CARRY

Game: 13.3 vs. Louisville, 11-3-2018 (37-492)
 Season: 6.6, 2018 (568-3723)

PASSING

MOST ATTEMPTS

Game: 70 vs. Pittsburgh, 11-12-2016
 Season: 629, 2016
 Per Game: 41.9, 2016 (629 in 15 games)

FEWEST ATTEMPTS

Game: 0 vs. South Carolina, 10-25-1956
 Season: 65, 1938
 Per Game: 7.2, 1938 (65 in 9 games)

MOST COMPLETIONS

Game: 52 vs. Pittsburgh, 11-12-2016
 Season: 422*, 2016
 Per Game: 28.1, 2016 (422 in 15 games)

FEWEST COMPLETIONS

Game: 0 vs. many (last vs. Virginia Tech, 11-3-1956)
 Season: 21, 1944
 Per Game: 2.3, 1944 (21 in 9 games)

YARDS PER ATTEMPT

Game (min 15): 18.20 vs. Duke, 10-19-1963 (20-364)
 Season: 9.86, 1950 (143-1411)

YARDS PER COMPLETION

Game (min 10): 28.0 vs. Duke, 10-19-1963 (13-364)
 Season: 22.8, 1950 (62-1411)

LOWEST INTERCEPTION PERCENTAGE

Game: 0.0 vs. Alabama, 1-9-2017 (57 attempts)
 Season: 1.2, 2020 (6-490)
 Per Game: 0.3, 1988 (4 in 12 games)

MOST PASSING YARDS

Game: 580* vs. Pittsburgh, 11-12-2016
 Season: 5,009*, 2016
 Per Game: 348.5, 2020 (4,182 in 12 games)
 200-Yard Games: 15, 2016
 300-Yard Games: 13, 2016

FEWEST PASSING YARDS

Game: 0 vs. many (last vs. Virginia Tech, 11-3-1956)
 Season: 346, 1956
 Per Game: 31.5, 1956 (346 in 11 games)

COMPLETION PERCENTAGE

Game (min 15 att): 88.2 vs. The Citadel, 9-16-1978 (15-17)
 Game (min 20 att): 85.2 vs. NC State, 2001 (23-27); Central Michigan, 2007 (23-27)
 Season: 69.2, 2013 (341-493)

PASSING EFFICIENCY

Game (min 15 att): 262.9 vs. Furman, 9-15-2007 (18-22-317-0-4)
 Season: 164.2, 2013 (341-493-4330-12-39)

PASSES HAD INTERCEPTED

Game: 7 vs. South Carolina, 10-25-1945
 Season: 24, 1969
 Per Game: 2.4, 1969 (24 in 10 games)

SCORING

TOUCHDOWNS

Game: 12* vs. Wake Forest, 10-31-1981
 Season: 90, 2018
 Per Game: 6.0, 2018 (90 in 15 games)

TOUCHDOWNS RUSHING

Game: 11 vs. Presbyterian, 9-25-1948
 Season: 49, 2018
 Per Game: 3.5, 1950 (35 in 10 games)

TOUCHDOWNS PASSING

Game: 7 vs. Georgia Tech, 10-17-2020
 Season: 45*, 2016
 Per Game: 3.1, 2012 (40 in 13 games)

TOUCHDOWNS BY RETURN

Game: 3 vs. Georgia, 11-7-1914 (3 PR)
 Modern: 2 vs. many (last vs. South Carolina State, 9-7-2013 (2 IR))
 Season: 7, 1990 (4 INT, 2 KOR, 1 FR); 2009 (4 KOR, 2 PR, 1 IR)
 Per Game: 0.6, 1990 (7 in 12 games)

TOUCHDOWNS BY PUNT RETURN

Game: 3 vs. Georgia, 11-7-1914
 Season: 5, 1948
 Per Game: 0.5, 1948 (5 in 11 games)

TOUCHDOWNS BY KICKOFF RETURN

Game: 2 vs. Florida State, 9-25-2004
 Season: 4, 2009
 Per Game: 0.3, 2009 (4 in 14 games)

TOUCHDOWNS BY INTERCEPTION RETURN

Game: 2 vs. Wake Forest, 10-12-1940; South Carolina State, 9-7-2013
 Season: 4, 1990
 Per Game: 0.3, 1940 (3 in 9 games); 1990 (4 in 12 games)

TOUCHDOWNS BY FUMBLE RETURN

Game: 1 vs. many
 Season: 3, 2020

POINTS

Game: 122 vs. Guilford, 10-5-1901
 ACC Game: 82 vs. Wake Forest, 10-31-1981
 Season: 664, 2018
 Per Game: 44.3, 2018 (664 in 15 games)

HIGHEST SCORES

30-Point Games: 12, 2015, 2016, 2018
 40-Point Games: 10, 2019
 50-Point Games: 7, 2019

SCORING MARGIN

Game: +122 (122-0) vs. Guilford, 10-5-1901
 Season/Game: +35.3 in 1900
 Modern: +31.1 in 2018

FIELD GOALS

Game: 6 vs. Texas A&M, 9-3-2005; Boston College, 9-19-2009
 Season: 28*, 2015
 Per Game: 2.1, 1980 (23 in 11 games)

FIELD-GOAL ATTEMPTS

Game: 6 vs. Georgia, 9-17-1983; NC State, 10-26-1991; Maryland, 11-14-1992; Texas A&M, 9-3-2005; NC State, 9-22-2007; Boston College, 9-19-2009
 Season: 36, 2007
 Per Game: 2.8, 2007 (36 in 13 games)

FIELD-GOAL PERCENTAGE

Game: 100.0 vs. Texas A&M, 9-3-2005 (6-6); Boston College, 9-19-2009 (6-6)
 Season: 94.4, 1984 (17-18)

EXTRA POINTS MADE

Game: 11 vs. Louisville, 11-3-2018
 Season: 88, 2018

EXTRA POINTS ATTEMPTED

Game: 12 vs. Wake Forest, 10-31-1981
 Season: 90, 2018

EXTRA-POINT PERCENTAGE

Game: 100.0 vs. many
 Season: 100.0, 2007 (50-50)

SPECIAL TEAMS

PUNTS

Game: 18 vs. Furman, 11-24-1932
 Season: 91, 1939
 Per Game: 10.0, 1945 (90 in 9 games)

PUNTING YARDS

Game: 546 vs. Virginia Tech, 9-12-1998
 Season: 3,731, 1939
 Per Game: 373.1, 1939 (3,731 in 10 games)

PUNTING AVERAGE

Game (min. 3): 56.7* vs. Wake Forest, 11-1-1986 (3-170)
 Season: 44.0, 1984 (56-2463)

PUNT RETURNS

Game: 11* vs. George Washington, 10-31-1941; Georgia Tech, 9-26-1987
 Season: 53, 1945, 1987
 Per Game: 5.8, 1941 (52 in 9 games)

PUNT RETURN YARDS

Game: 227 vs. Georgia Tech, 9-26-1987
 Season: 720, 1987
 Per Game: 64.8, 1938 (584 in 9 games)

PUNT RETURN AVERAGE

Game (min. 3): 41.8 vs. Maryland, 10-31-1970 (4-167)
 Season: 16.3, 1948 (33-539)

KICKOFF RETURNS

Game: 10 vs. Georgia Tech, 9-30-1944; West Virginia, 1-4-2012
 Season: 63, 2011
 Per Game: 6.3, 1946 (57 in 9 games)

KICKOFF RETURN YARDS

Game: 286* vs. Florida State, 9-25-2004
 Season: 1,405, 2011
 Per Game: 107.9, 1970 (1,187 in 11 games)

KICKOFF RETURN AVERAGE

Game (min 3): 55.7 vs. Duke, 11-3-2007 (3-167)
 Season: 27.7, 2003 (29-803)

OFFENSIVE TEAM RECORDS

MISCELLANEOUS

THIRD-DOWN CONVERSION PERCENTAGE

Game: 100.0 vs. Wake Forest, 10-31-1981 (12-12)
Season: 51.6, 1978 (99-192)

FIRST DOWNS

Game: 40* vs. South Carolina, 11-26-2016
Season: 403*, 2016
Per Game: 26.9, 2016 (403 in 15 games)

FIRST DOWNS RUSHING

Game: 27 vs. Presbyterian, 9-21-1957; Wake Forest, 10-31-1981
Season: 192, 1978
Per Game: 16.0, 1978 (192 in 12 games)

FIRST DOWNS PASSING

Game: 31* vs. Pittsburgh, 11-12-2016
Season: 235*, 2016
Per Game: 15.7, 2016 (235 in 15 games)

PENALTIES

Game: 20 vs. NC State, 10-13-2001
Season: 104, 1987, 2000
Per Game: 8.7, 1987, 2000 (104 in 12 games)

PENALTY YARDS

Game: 181 vs. NC State, 10-13-2001
Season: 962, 2000
Per Game: 80.2, 2000

TIME OF POSSESSION

Game: 42:58 vs. North Carolina, 11-7-1992
Season: 478:53, 2015
Per Game: 34:15, 1989 (410:57 in 12 games)

FEWEST TURNOVERS

Game: 0 vs. many
Season: 8, 1940
Per Game: 0.9, 1940 (8 in 9 games)

TURNOVER MARGIN

Game: +7 vs. Duke, 10-19-1968; vs. Georgia, 9-19-1981
Season: +23, 1989 (15-38 in 12 games)
Per Game: +2.1, 1940 (+19 in 9 games)

MOST FUMBLES

Game: 14* vs. Presbyterian, 9-19-1953
Season: 49, 1963
Per Game: 4.9, 1963 (49 in 10 games)

FEWEST FUMBLES

Game: 0 vs. many teams
Season: 10, 2019
Per Game: 0.7, 2019 (10 in 15 games)

MOST FUMBLES LOST

Game: 5 vs. many teams
Season: 26, 1963, 1975
Per Game: 2.6, 1963 (26 in 10 games)

FEWEST FUMBLES LOST

Game: 0 vs. many teams
Season: 2*, 1994
Per Game: 0.2, 1994 (2 in 11 games)

* - ACC record

DEFENSIVE TEAM RECORDS

TOTAL DEFENSE

PLAYS

Game: 29 vs. Furman, 11-25-1939
Season: 462, 1943
Per Game: 52.0, 1940 (468 in 9 games)

YARDS

Game: -12 vs. Furman, 11-6-1948
Season: 1,575, 1939
Per Game: 157.5, 1939 (1,575 in 10 games)

YARDS PER PLAY

Game: -0.3 vs. Furman, 11-6-1948
Season: 3.0, 1939

RUSHING

CARRIES

Game: 14 vs. Presbyterian, 9-20-1941
Season: 334, 1941
Per Game: 32.8, 1986 (394 in 12 games)

RUSHING YARDS

Game: -29 vs. Furman, 9-7-1996
Season: 733, 1991
Per Game: 61.1, 1991 (733 in 12 games)

YARDS PER CARRY

Game: -1.5 vs. Furman, 9-20-1941
Season: 1.8, 1991 (402-733)

PASSING

PASSING ATTEMPTS

Game: 0 vs. many
Season: 105, 1938
Per Game: 10.9, 1939 (109 in 10 games)

COMPLETIONS

Game: 0 vs. many
Season: 32, 1939
Per Game: 3.2, 1939 (32 in 10 games)

PASSING YARDS

Game: -4 vs. The Citadel, 11-23-2013
Season: 449, 1939

COMPLETION PERCENTAGE

Game: 0.0 vs. Rice, 10-31-1959 (0-13)
Season: 29.4, 1939

PASSING EFFICIENCY

Season: 48.1, 1951

INTERCEPTIONS

Game: 6 vs. South Carolina, 11-27-1971; NC State, 9-30-1995
Season: 25, 1951
Per Game: 2.5, 1951 (25 in 10 games)

INTERCEPTION RETURN YARDS

Game: 143 vs. Maryland, 10-31-1970
Season: 368, 2008
Per Game: 36.1, 1951 (361 in 10 games)

SPECIAL TEAMS

KICKOFF RETURN YARDS

Game: 0 vs. many
Season: 269, 2020

KICKOFF RETURN YARDS PER RETURN

Game: 0.0 vs. many
Season: 14.7, 1952

PUNT RETURN YARDS

Game: -6 vs. Florida State, 10-27-2018
Season: 44, 2016

PUNT RETURN YARDS PER RETURN

Game: -4.0 vs. Furman, 9-15-2007; Central Michigan, 10-20-2007
Season: 2.7, 1977 (24-65)

BLOCKED PUNTS

Game: 3 vs. Auburn, 1-2-1998
Season: 5, 1944

BLOCKED KICKS

Game: 3 vs. Georgia, 10-7-1995; Auburn, 1-2-1998
Season: 8, 1995

SCORING

POINTS

Game: 0 vs. many
Season: 45, 1939
Per Game: 4.5, 1939 (45 in 10 games)

SHUTOUTS

Season: 7, 1928
Consecutive: 6, 1928
Consecutive vs. ACC: 4*, 1959
Consecutive Quarters vs. ACC: 16*, 1959

TOUCHDOWNS

Game: 0 vs. many
Season: 6, 1939
Per Game: 0.6, 1939 (6 in 10 games)

RUSHING TOUCHDOWNS

Game: 0 vs. many
Season: 5, 1938, 1939, 1979, 1981, 2017
Per Game: 0.4, 2017 (5 in 14 games)

PASSING TOUCHDOWNS

Game: 0 vs. many
Season: 0, 1951

MISCELLANEOUS

SACKS

Game: 12 vs. Furman, 9-7-1996
Season: 54, 2018 (317 yards)
Per Game: 4.2, 1992 (46 in 11 games)

PASS BREAKUPS

Game: 18 vs. The Citadel, 10-4-1986
Season: 96, 1989
Per Game: 8.0, 1989 (96 in 12 games)

RECOVERED FUMBLES

Game: 6 vs. Duke, 10-16-1965
Season: 21, 1956
Per Game: 1.9, 1956 (21 in 11 games)

FUMBLE RETURNS

Game: 2 vs. NC State, 10-4-2014
Season: 6, 1996, 2006

FUMBLE RETURN YARDS

Game: 93 vs. Virginia, 9-19-1998
Season: 161, 2020

FIRST DOWNS

Game: 0 vs. The Citadel, 12-4-1948
Season: 80, 1939
Season vs. ACC: 96*, 1954
Per Game: 8.0, 1939 (80 in 10 games)

TACKLES FOR LOSS

Game: 19 vs. NC State, 10-24-1987
Season: 136, 2018
Per Game: 10.2, 2004 (112 in 11 games)

TURNOVERS FORCED

Game: 9 vs. Georgia, 9-19-1981
Season: 41, 1981
Per Game: 3.4, 1981 (41 in 12 games)

* - ACC record

TEAM GAME BESTS

MOST RUSHING YARDS BY CLEMSON

Yds	Site - Opponent (Score CU-Opp.)	Date
615	A - Georgia Tech (73-0)	10-17-1903
536	H - Wake Forest (82-24)	10-31-1981
516	H - Presbyterian (77-0)	9-22-1945
492	H - Louisville (71-16)	11-3-2018
471	A - Wake Forest (63-3)	10-6-2018
448	H - Furman (41-0)	11-6-1948
440	H - Chattanooga (54-3)	10-3-1992
439	H - Presbyterian (66-0)	9-21-1957
436	H - Presbyterian (55-0)	9-23-1950
436	H - Wake Forest (55-7)	9-16-2000

FEWEST RUSHING YARDS BY CLEMSON

Yds	Site - Opponent (Score CU-Opp.)	Date
-15	A - Boston College (7-14)	10-10-1942
-1	A - Boston College (22-32)	9-26-1947
0	N1 - Alabama (10-34)	8-30-2008
2	N3 - Georgia (3-10)	9-4-2021
3	A - North Carolina (0-24)	11-6-1993
4	N2 - Nebraska (21-26)	1-1-2009
6	H - Wake Forest (14-16)	10-4-1947
8	A - South Carolina (6-33)	10-21-1943
8	H - Virginia Tech (23-41)	10-6-2007
10	A - Maryland (7-21)	10-4-2003

N1 - Atlanta, Ga.; N2 - Jacksonville, Fla. (Gator Bowl)

MOST RUSHING YARDS BY OPPONENT

Yds	Site - Opponent (Score CU-Opp.)	Date
478	A - Tulane (20-36)	11-18-1944
475	A - Oklahoma (3-52)	9-30-1972
458	A - South Carolina (20-56)	11-22-1975
444	A - Wake Forest (20-36)	10-17-1970
437	A - Alabama (0-56)	9-20-1975
434	A - Texas A&M (0-24)	9-14-1974
409	H - NC State (7-45)	10-25-1975
406	A - Maryland (23-41)	11-17-1984

FEWEST RUSHING YARDS BY OPPONENT

Yds	Site - Opponent (Score CU-Opp.)	Date
-29	H - Furman (19-3)	9-7-1996
-21	A - Furman (34-6)	11-22-1941
-21	A - Florida State (59-10)	10-27-2018
-21	H - UConn (44-7)	11-13-2021
-20	H - Utah State (35-6)	10-16-2004
-17	H - Furman (41-0)	11-6-1948
-16	H - Long Beach State (59-0)	9-1-1990
-14	H - Kentucky (24-6)	10-2-1982
-11	A - Furman (14-3)	11-25-1939
-10	H - South Carolina State (54-0)	9-20-2008

MOST RUSHING YARDS BY BOTH TEAMS

Yds	Teams & Yards	Site - (Score CU-Opp.)	Date
707	CU 397, South Carolina 310	H - (41-23)	11-25-1978
697	CU 433, South Carolina 264	H - (39-21)	11-23-1974
690	CU 232, South Carolina 458	A - (20-56)	11-22-1975
671	CU 283, NC State 388	A - (21-38)	10-23-1976
656	CU 323, Georgia Tech 333	N1 - (34-39)	12-5-2009
653	CU 390, North Carolina 263	H - (43-32)	11-9-1974
646	CU 471, Wake Forest 175	A - (63-3)	10-6-2018
635	CU 160, Oklahoma 475	A - (3-52)	9-30-1972
633	CU 398, Presbyterian 235	H - (69-7)	9-17-1949
629	CU 300, North Carolina 329	H - (23-27)	11-6-1976

N1 - Tampa, Fla. (ACC Championship Game)

FEWEST RUSHING YARDS BY BOTH TEAMS

Yds	Teams & Yards	Site - (Score CU-Opp.)	Date
72	CU 41, Florida State 31	H - (28-35)	9-20-1997
86	CU 56, Virginia 30	A - (13-3)	11-22-2008
99	CU 120, Florida State -21	A - (59-10)	10-27-2018
107	CU 47, Boston College 60	H - (17-20)	11-17-2007
108	CU 129, UConn -21	H - (44-7)	11-13-2021
109	CU 46, NC State 63	H - (14-13)	11-6-2010
114	CU 101, Florida State 13	A - (17-23^)	9-20-2014
119	CU 46, South Carolina 73	A - (8-13)	10-21-1954
119	CU 36, Maryland 83	H - (10-7)	10-23-2004
121	CU 56, VMI 65	N1 - (0-0)	9-26-1942

N1 - Lynchburg, Va.

MOST PASSING YARDS BY CLEMSON

Yds	(C-A)	Site - Opponent (Score CU-Opp.)	Date
580	(52-70)	H - Pittsburgh (42-43)	11-12-2016
500	(33-49)	A - Georgia Tech (73-7)	10-17-2020
479	(31-41)	H - The Citadel (61-3)	11-18-2017
468	(24-33)	A - Syracuse (49-14)	10-5-2013
467	(32-42)	H - South Carolina State (73-7)	9-6-2014
439	(29-44)	A - Notre Dame (40-47^^)	11-7-2020
436	(28-39)	H - North Carolina (50-35)	9-27-2014
436	(35-52)	H - Pittsburgh (52-17)	11-28-2020

435	(34-45)	A - Virginia (59-10)	11-2-2013
433	(29-40)	A - Wake Forest (42-13)	10-25-2012

FEWEST PASSING YARDS BY CLEMSON

Yds	(C-A)	Site - Opponent (Score CU-Opp.)	Date
-1	(1-6)	A - Maryland (6-6)	11-10-1956
0	(0-3)	N1 - George Washington (27-0)	11-5-1938
0	(0-4)	H - Presbyterian (32-13)	9-19-1942
0	(0-2)	A - South Carolina (6-33)	10-21-1943
0	(0-2)	A - South Carolina (20-13)	10-19-1944
0	(0-8)	A - South Carolina (0-6)	10-23-1952
0	(0-6)	A - Fordham (12-12)	11-8-1952
0	(0-5)	H - Presbyterian (33-7)	9-19-1953
0	(0-0)	A - South Carolina (7-0)	10-25-1956
0	(0-2)	H - Virginia Tech (21-6)	11-3-1956

N1 - Greenville, S.C.

MOST PASSING YARDS BY OPPONENT

Yds	(C-A)	Site - Opponent (Score CU-Opp.)	Date
521	(27-43)	A - Florida State (7-54)	11-4-2000
510	(32-50)	H - South Carolina (56-35)	11-24-2018
493	(29-53)	H - NC State (62-48)	11-17-2012
464	(39-52)	N1 - Texas Tech (15-55)	12-23-2002
463	(31-49)	N2 - LSU (25-42)	1-13-2020
454	(35-57)	H - Georgia Tech (28-31)	10-28-2000
444	(22-35)	H - Florida State (14-51)	10-19-2013
442	(29-37)	A - Florida State (0-57)	9-11-1993
430	(23-40)	A - Texas A&M (28-26)	9-8-2018
418	(27-41)	A - Maryland (23-53)	11-14-1992

N1 - Orlando, Fla. (Tangerine Bowl); N2 - New Orleans, La. (CFP National Championship Game)

FEWEST PASSING YARDS BY OPPONENT

Yds	(C-A)	Site - Opponent (Score CU-Opp.)	Date
-4	(1-5)	H - The Citadel (52-6)	11-23-2013
0	(0-10)	H - Presbyterian (26-0)	9-17-1938
0	(0-0)	A - Wake Forest (7-0)	10-28-1938
0	(0-7)	A - George Washington (19-0)	10-31-1941
0	(0-4)	A - Miami (Fla.) (6-7)	11-2-1945
0	(0-7)	A - The Citadel (20-0)	12-4-1948
0	(0-2)	H - Presbyterian (69-7)	9-17-1949
0	(0-9)	A - South Carolina (14-14)	10-19-1950
0	(1-9)	A - Virginia (20-7)	9-24-1955
0	(0-13)	A - Rice (19-0)	10-31-1959

MOST PASSING YARDS BY BOTH TEAMS

Yds	Teams & Yards	Site - (Score CU-Opp.)	Date
919	CU 426, NC State 493	H - (62-48)	11-17-2012
903	CU 393, South Carolina 510	H - (56-35)	11-24-2018
888	CU 580, Pittsburgh 308	H - (42-43)	11-12-2016
830	CU 436, North Carolina 394	H - (50-35)	9-27-2014
785	CU 400, Ohio State 385	N3 - (28-49)	1-1-2021
783	CU 319, Texas Tech 464	N1 - (15-55)	12-23-2002
749	CU 439, Notre Dame 310	A - (40-47^^)	11-7-2020
740	CU 405, Alabama 335	N2 - (40-45)	1-11-2016
736	CU 367, Boston College 369	A - (45-31)	9-29-2012
730	CU 420, Duke 310	A - (34-31)	11-2-2002

N1 - Orlando, Fla. (Tangerine Bowl); N2 - Glendale, Ariz. (CFP National Championship Game); N3 - New Orleans, La. (Sugar Bowl)

FEWEST PASSING YARDS BY BOTH TEAMS

Yds	Teams & Yards	Site - (Score CU-Opp.)	Date
4	CU 4, George Washington 0	A - (19-0)	10-31-1941
11	CU -1, Maryland 12	A - (6-6)	11-10-1956
27	CU 0, South Carolina 27	A - (20-13)	10-19-1944
33	CU 27, Furman 6	A - (14-3)	11-25-1939
33	CU 12, Presbyterian 21	H - (34-0)	9-25-1944
34	CU 34, Rice 0	A - (19-0)	10-31-1959
39	CU 10, Tulane 29	A - (0-13)	11-2-1940
39	CU 39, Virginia 0	A - (20-7)	9-24-1955
40	CU 0, Virginia Tech 40	H - (21-6)	11-3-1956
42	CU 39, George Washington 3	H - (0-7)	11-7-1942

PASSING ATTEMPTS BY CLEMSON

Att.	Com.	Site - Opponent (Score CU-Opp.)	Date
70	52	H - Pittsburgh (42-43)	11-12-2016
67	38	H - Virginia Tech (23-41)	10-6-2007
57	35	A - Wake Forest (17-45)	11-1-2003
57	36	N3 - Alabama (35-31)	1-9-2017
57	27	H - UConn (44-7)	11-13-2021
56	25	N1 - Mississippi State (7-17)	12-30-1999
56	25	N2 - Texas Tech (15-55)	12-23-2002
55	25	A - Maryland (23-53)	11-14-1992
55	31	H - Miami (Fla.) (30-36^^^)	9-17-2005
54	21	H - NC State (28-30)	10-24-1987

N1 - Atlanta, Ga. (Peach Bowl); N2 - Orlando, Fla. (Tangerine Bowl); N3 - Tampa, Fla. (CFP National Championship Game)

PASSING ATTEMPTS BY OPPONENT

Att.	Com.	Site - Opponent (Score CU-Opp.)	Date
59	29	N1 - Louisiana Tech (49-24)	12-31-2001
58	24	H - The Citadel (24-0)	10-4-1986
57	35	H - Georgia Tech (28-31)	10-28-2000
57	24	H - Duke (59-31)	12-1-2001
56	28	A - Wake Forest (35-33)	11-1-1980
56	30	H - NC State (30-10)	10-21-1989
56	31	N2 - Tennessee (27-14)	1-2-2004
54	30	A - NC State (43-22)	9-30-1995
53	34	A - Duke (38-31)	10-15-1983
53	29	H - NC State (62-48)	11-17-2012

N1 - Boise, Idaho (Humanitarian Bowl); N2 - Atlanta, Ga. (Peach Bowl)

COMPLETIONS BY CLEMSON

Co.	Att.	Site - Opponent (Score CU-Opp.)	Date
52	70	H - Pittsburgh (42-43)	11-12-2016
39	52	H - NC State (24-17^)	10-15-2016
38	67	H - Virginia Tech (23-41)	10-6-2007
36	57	N2 - Alabama (35-31)	1-9-2017
36	51	H - South Carolina State (52-13)	9-7-2013
36	50	N1 - LSU (25-24)	12-31-2012
35	57	A - Wake Forest (17-45)	11-1-2003
35	48	A - Syracuse (37-27)	11-14-2015
35	52	H - Pittsburgh (52-17)	11-28-2020
34	52	A - Duke (34-31)	11-2-2002
34	45	A - Virginia (59-10)	11-2-2013

N1 - Atlanta, Ga. (Chick-fil-A Bowl); N2 - Tampa, Fla. (CFP National Championship Game)

COMPLETIONS BY OPPONENT

Co.	Att.	Site - Opponent (Score CU-Opp.)	Date
39	52	N1 - Texas Tech (15-55)	12-23-2002
35	57	H - Georgia Tech (28-31)	10-28-2000
34	53	A - Duke (38-31)	10-15-1983
33	48	H - Virginia (30-27^)	10-11-2003
32	46	N3 - West Virginia (33-70)	1-4-2012
32	50	H - South Carolina (56-35)	11-24-2018
32	45	A - NC State (21-27^^)	9-25-2021
31	47	A - Rice (10-29)	9-23-1972
31	56	N2 - Tennessee (27-14)	1-2-2004
31	47	H - Boston College (17-20)	11-17-2007
31	50	A - NC State (38-31)	11-4-2017
31	49	N4 - LSU (25-42)	1-13-2020

N1 - Orlando, Fla. (Tangerine Bowl); N2 - Atlanta, Ga. (Peach Bowl); N3 - Miami Gardens, Fla. (Orange Bowl); N4 - New Orleans, La. (CFP National Championship Game)

COMPLETION PERCENTAGE BY CLEMSON

Pct.	C-A	Site - Opponent (Score CU-Opp.)	Date
88.2	(15-17)	H - The Citadel (58-3)	9-16-1978
86.7	(13-15)	A - South Carolina (41-24)	11-23-1991
85.2	(23-27)	A - NC State (45-37)	10-13-2001
85.2	(23-27)	H - Central Michigan (70-14)	10-20-2007
83.3	(30-36)	H - South Carolina (56-7)	11-26-2016
83.3	(25-30)	A - Wake Forest (63-3)	10-6-2018
82.1	(23-28)	H - Middle Tennessee (37-14)	9-13-2003
81.8	(18-22)	A - Maryland (28-24)	9-10-2005
81.8	(18-22)	H - Furman (38-10)	9-15-2007
81.1	(30-37)	H - Wofford (49-10)	9-5-2015

Note: Minimum 15 passing attempts.

COMPLETION PERCENTAGE BY OPPONENT

Pct.	C-A	Site - Opponent (Score CU-Opp.)	Date
84.6	(22-26)	A - NC State (24-17)	10-20-1990
80.0	(20-25)	A - Wake Forest (27-31)	10-1-2005
79.2	(19-24)	A - Wake Forest (27-17)	10-7-

TEAM GAME BESTS

231.2 Duke A 21-29-384-3-6 11-3-2012
 N1 - Charlotte, N.C. (ACC Championship Game); Note: Minimum 15 passing attempts.

PASSING EFFICIENCY DEFENSE BY CLEMSON

Eff.	Opponent	Site	C-A-Yds-I-TD	Date
-6.0	Furman	A	6-22-32-5-0	11-28-1959
3.7	Presbyterian	H	4-19-56-4-0	9-19-1953
4.1	Auburn	H	3-17-44-3-0	11-24-1951
8.0	Auburn	A	5-17-52-4-0	11-22-1952
13.8	Villanova	H	4-16-50-3-0	9-30-1978
15.5	Wake Forest	A	4-19-35-2-0	10-13-1956
16.7	Pittsburgh	N1	4-16-8-1-0	12-1-2018
22.3	Virginia	H	6-21-32-2-0	11-16-1974
22.6	South Carolina	A	10-29-102-6-0	11-27-1971
23.8	NC State	H	7-18-63-4-0	10-22-1977

N1 - Charlotte, N.C. (ACC Championship Game); Note: Minimum 15 passing attempts.

PLAYS BY CLEMSON

PL	R	P	Site - Opponent (Score CU-Opp.)	Date
102	58	44	H - NC State (62-48)	11-17-2012
100	50	50	N1 - LSU (25-24)	12-31-2012
100	43	57	H - UConn (44-7)	11-13-2021
99	42	57	N3 - Alabama (35-31)	1-9-2017
98	43	55	A - Maryland (23-53)	11-14-1992
98	57	41	A - Maryland (40-27)	10-26-2013
98	56	42	N2 - Alabama (40-45)	1-11-2016
96	77	19	A - Wake Forest (56-3)	11-4-1978
95	65	30	H - NC State (34-27)	10-7-2000
95	44	51	H - South Carolina State (52-13)	9-7-2013
95	25	70	H - Pittsburgh (42-43)	11-12-2016
N1	-	-	Atlanta, Ga. (Chick-fil-A Bowl); N2 - Glendale, Ariz. (CFP National Championship Game); N3 - Tampa, Fla. (CFP National Championship Game)	

PLAYS BY OPPONENT

PL	R	P	Site - Opponent (Score CU-Opp.)	Date
99	62	37	H - South Carolina (3-7)	11-23-1968
99	55	44	H - Louisville (42-36)	10-1-2016
97	74	23	H - North Carolina (7-42)	11-14-1970
97	40	57	H - Georgia Tech (28-31)	10-28-2000
96	58	38	H - Duke (10-21)	10-24-1970
96	51	45	A - NC State (21-27^^)	9-25-2021
93	57	36	A - Boston College (16-31)	9-10-1983
91	55	36	A - Georgia (13-31)	9-28-1968
91	82	9	A - North Carolina (15-32)	11-15-1969
91	41	50	H - Florida State (14-17)	10-23-1999

MOST TOTAL OFFENSE YARDS BY CLEMSON

Yds	Rush,Pass	Site - Opponent (Score CU-Opp.)	Date
756	536,220	H - Wake Forest (82-24)	10-31-1981
754	328,426	H - NC State (62-48)	11-17-2012
744	351,393	H - South Carolina (56-35)	11-24-2018
735	268,467	H - South Carolina State (73-7)	9-6-2014
718	334,384	A - Duke (56-20)	11-3-2012
702	419,283	H - Wofford (59-14)	11-2-2019
698	471,227	A - Wake Forest (63-3)	10-6-2018
674	302,372	H - Boston College (59-7)	10-26-2019
671	171,500	A - Georgia Tech (73-7)	10-17-2020
665	353,312	H - Kent State (56-3)	9-2-2017

FEWEST TOTAL OFFENSE YARDS BY CLEMSON

Yds	Rush,Pass	Site - Opponent (Score CU-Opp.)	Date
8	8,0	A - South Carolina (6-33)	10-21-1943
51	48,3	A - NC State (0-18)	10-11-1947
63	53,10	A - Tulane (0-13)	11-2-1940
85	-15,100	A - Boston College (7-14)	10-10-1942
90	68,22	A - Maryland (0-34)	11-14-1964
91	50,41	A - North Carolina (0-45)	8-31-1996
94	19,75	A - Auburn (0-51)	10-11-1969
102	65,37	A - Georgia Tech (0-27)	9-28-1963
102	31,71	H - Virginia Tech (0-37)	9-12-1998

MOST TOTAL OFFENSE YARDS BY OPPONENT

Yds	Rush,Pass	Site - Opponent (Score CU-Opp.)	Date
771	250,521	A - Florida State (7-54)	11-4-2000
667	287,380	A - Florida State (37-49)	9-22-2012
639	254,385	N4 - Ohio State (28-49)	1-1-2021
634	192,442	A - Florida State (0-57)	9-11-1993
628	165,463	N3 - LSU (25-42)	1-13-2020
616	458,158	A - South Carolina (20-56)	11-22-1975
600	90,510	H - South Carolina (56-35)	11-24-2018
597	104,493	H - NC State (62-48)	11-17-2012
589	182,407	N2 - West Virginia (33-70)	1-4-2012
577	406,171	N1 - Maryland (23-41)	11-17-1984
N1	-	Baltimore, Md.; N2 - Miami Gardens, Fla. (Orange Bowl); N3 - New Orleans, La. (CFP National Championship Game); N4 - New Orleans, La. (Sugar Bowl)	

FEWEST TOTAL OFFENSE YARDS BY OPPONENT

Yds	Rush,Pass	Site - Opponent (Score CU-Opp.)	Date
-12	-17,5	H - Furman (41-0)	11-6-1948
-5	-11,6	A - Furman (14-3)	11-25-1939
29	29,0	A - The Citadel (20-0)	12-4-1948
35	-21,56	A - Furman (34-6)	11-22-1941
41	20,21	A - Virginia (35-0)	10-26-1963
44	7,37	H - South Carolina State (73-7)	9-6-2014
54	29,25	H - Boston College (25-7)	9-19-2009
57	57,0	H - Presbyterian (26-0)	9-17-1938
57	-16,73	H - Long Beach State (59-0)	9-1-1990
58	31,27	H - Furman (30-0)	9-2-1989

TOTAL OFFENSE YARDS BY BOTH TEAMS

Yds	Teams & Yards	Site - (Score CU-Opp.)	Date
1351	CU 754, NC State 597	H - (62-48)	11-17-2012
1344	CU 744, South Carolina 600	H - (56-35)	11-24-2018
1107	CU 756, Wake Forest 351	H - (82-24)	10-31-1981
1094	CU 630, Pittsburgh 464	H - (42-43)	11-12-2016
1093	CU 426, Florida State 667	A - (37-49)	9-22-2012
1084	CU 601, Georgia Tech 483	H - (47-31)	10-6-2012
1083	CU 444, Ohio State 639	N1 - (28-49)	1-1-2021
1075	CU 507, Louisville 568	H - (42-36)	10-1-2016
1060	CU 718, Duke 342	A - (56-20)	11-3-2012
1059	CU 624, Auburn 435	H - (38-24)	9-17-2011
N1	-	New Orleans, La. (Sugar Bowl)	

YARDS PER PLAY BY CLEMSON

Y/P	P-Y	Site - Opponent (Score CU-Opp.)	Date
11.6	57-661	H - Louisville (77-16)	11-3-2018
11.2	55-615	A - Georgia Tech (73-0)	10-17-1903
11.0	64-702	H - Wofford (59-14)	11-2-2019
10.7	56-597	H - Presbyterian (76-0)	9-22-1945
10.4	51-531	H - Presbyterian (42-0)	9-20-1947
10.0	70-698	A - Wake Forest (63-3)	10-6-2018
9.9	67-662	H - The Citadel (61-3)	11-18-2017
9.6	58-559	N1 - Temple (63-9)	10-12-2006
9.4	78-555	H - South Carolina State (59-0)	9-17-2016
9.2	67-619	N2 - Virginia (62-17)	12-7-2019

N1 - Charlotte, N.C.; N2 - Charlotte, N.C. (ACC Championship Game)

FIRST DOWNS BY CLEMSON

FD	R,P,Pen.	Site - Opponent (Score CU-Opp.)	Date
40	17,20,3	H - South Carolina (56-7)	11-26-2016
38	17,19,2	H - South Carolina (56-35)	11-24-2018
36	15,18,3	H - Boston College (59-7)	10-26-2019
35	27,8,0	H - Wake Forest (82-24)	10-31-1981
35	18,16,1	H - Central Michigan (70-14)	10-20-2007
34	20,14,0	H - NC State (62-48)	11-17-2012
34	15,14,5	H - Kent State (56-3)	9-2-2017
34	12,16,6	H - Miami (Fla.) (42-17)	10-10-2020
33	21,10,2	A - Wake Forest (51-6)	11-4-1978
33	17,14,2	A - Duke (56-20)	11-3-2012
33	19,10,4	A - Miami (Fla.) (58-0)	10-24-2015
33	18,13,2	N1 - North Carolina (45-37)	12-5-2015
33	0,31,2	H - Pittsburgh (42-43)	11-12-2016

N1 - Charlotte, N.C. (ACC Championship Game)

FIRST DOWNS BY OPPONENT

FD	R,P,Pen.	Site - Opponent (Score CU-Opp.)	Date
35	23,10,2	A - Maryland (23-41)	11-17-1984
33	11,16,6	A - Duke (38-31)	10-15-1983
31	11,19,1	A - Florida State (0-57)	9-11-1993
31	6,22,3	H - Georgia Tech (28-31)	10-28-2000
31	13,16,2	N2 - West Virginia (33-70)	1-4-2012
31	16,12,3	H - Louisville (42-36)	10-1-2016
31	9,16,6	A - NC State (21-27^^)	9-25-2021
30	26,4,0	A - South Carolina (20-56)	11-22-1975
30	11,18,1	N1 - Pittsburgh (3-34)	12-30-1977
N1	-	Jacksonville, Fla. (Gator Bowl); N2 - Miami Gardens, Fla. (Orange Bowl)	

TURNOVERS BY CLEMSON

TO	Site - Opponent	CU-Opp. (Fum.,Int.)	Date
10	A - Florida	13-54 (4,6)	10-11-1952
9	H - Auburn	19-45 (4,5)	11-21-1953
8	A - South Carolina	0-0 (1,7)	10-25-1945
8	H - Wake Forest	36-0 (5,3)	11-2-1963
8	A - North Carolina	15-32 (3,5)	11-15-1969
8	H - Tulane	13-17 (5,3)	9-13-1975
7	A - Georgia Tech	0-27 (4,3)	9-28-1963
7	A - Georgia	23-26 (3,4)	9-22-1984
7	A - Kentucky	7-26 (4,3)	10-5-1985
7	H - Wake Forest	19-29 (3,4)	9-26-1998

TURNOVERS BY CLEMSON IN A CLEMSON WIN

TO	Site - Opponent	CU-Opp. (Fum.,Int.)	Date
8	H - Wake Forest	36-0 (5,3)	11-2-1963

5	H - Virginia	40-35 (5,0)	9-24-1966
5	H - Wake Forest	16-14 (5,0)	10-11-1975
5	H - Virginia Tech	38-7 (3,2)	10-7-1978
5	H - NC State	17-7 (2,3)	10-24-1981
5	H - W. Carolina	21-10 (4,1)	9-25-1982
5	A - Virginia Tech	20-17 (5,0)	9-14-1985
5	H - Louisville	42-36 (2,3)	10-1-2016

TURNOVERS FORCED BY CLEMSON

TO	Site - Opponent	CU-Opp. (Fum.,Int.)	Date
9	H - Georgia	13-3 (4,5)	9-19-1981
8	H - Presbyterian	53-0 (4,4)	9-25-1948
8	H - Duke	39-22 (6,2)	10-19-1968
8	A - Georgia Tech	7-28 (5,3)	10-3-1970
7	H - Virginia Tech	35-0 (3,4)	11-10-1945
7	A - Fordham	12-12 (5,2)	11-8-1952
7	A - Furman	56-33 (3,4)	11-28-1959
7	A - TCU	10-14 (2,5)	10-24-1964
7	H - Virginia Tech	38-7 (4,3)	10-7-1978
7	H - Duke	28-8 (3,4)	10-21-1978
7	A - Tulane	13-5 (3,4)	9-12-1981
7	A - Virginia	6-9 (3,4)	9-17-1994
7	A - NC State	43-22 (1,6)	9-30-1995

INTERCEPTION RETURN YARDS BY CLEMSON

Yds (Int.)	Site - Opponent (Score CU-Opp.)	Date
143 (4)	A - Maryland (24-11)	10-31-1970
132 (3)	A - Virginia Tech (27-7)	9-16-1989
131 (4)	H - Western Carolina (21-10)	9-25-1982
124 (6)	A - NC State (43-22)	9-30-1995
122 (4)	H - Virginia Tech (35-0)	11-10-1945
110 (3)	H - Wake Forest (33-31)	11-21-1959
109 (4)	H - Florida State (20-24)	9-12-1992
107 (4)	A - Wake Forest (28-7)	9-24-1960
105 (2)	N1 - Virginia Tech (38-10)	12-3-2011
104 (3)	H - South Carolina (28-19)	11-21-1998
104 (2)	N2 - Ohio State (31-0)	12-31-2016

N1 - Charlotte, N.C. (ACC Championship Game); N2 - Glendale, Ariz. (Fiesta Bowl)

INTERCEPTION RETURN YARDS BY OPPONENT

Yds (Int.)	Site - Opponent (Score CU-Opp.)	Date
166 (6)	H - Auburn (19-45)	11-21-1953
159 (4)	H - Duke (17-34)	10-18-1980
147 (3)	A - Georgia Tech (6-28)	11-15-2014
116 (3)	A - Georgia (16-20)	9-20-1980
108 (2)	A - NC State (35-34)	10-27-1984
93 (2)	N1 - South Florida (26-31)	12-31-2010
85 (1)	A - Wake Forest (17-45)	11-1-2003
83 (3)	H - Maryland (21-6)	11-11-1963
77 (5)	H - Duke (0-16)	10-20-1962
74 (1)	N2 - Georgia (3-10)	9-4-2021

N1 - Charlotte, N.C. (Meineke Car Care Bowl); N2 - Charlotte, N.C.

PUNT RETURN YARDS BY CLEMSON

Yds (PR)	Site - Opponent (Score CU-Opp.)	Date
227 (11)	H - Georgia Tech (33-12)	9-26-1987
172 (9)	H - Western Carolina (43-0)	9-5-1987
169 (7)	H - Maryland (40-7)	11-16-1991
167 (4)	H - Maryland (24-11)	10-31-1970
155 (8)	A - Wake Forest (24-7)	10-6-1962
140 (4)	H - Duquesne (42-0)	11-20-1948
136 (11)	A - George Washington (19-0)	10-31-1941
135 (5)	H - Middle Tennessee (37-14)	9-5-2009
134 (8)	H - Presbyterian (53-6)	9-22-1951
130 (5)	H - Georgia Tech (28-31)	10-28-2000

PUNT RETURN YARDS BY OPPONENT

Yds (PR)	Site - Opponent (Score CU-Opp.)	Date
150 (5)	H - Florida State (28-35)	9-20-1997
147 (7)	A - Auburn (7-28)	11-29-1941
133 (7)	A - Wake Forest (6-19)	10-31-1942
129 (10)	H - Virginia Tech (0-37)	9-12-1998
126 (7)	A - Georgia Tech (0-51)	9-30-1944
126 (4)	H - Virginia Tech (23-41)	10-6-2007
124 (5)	N1 - California (13-37)	1-2-1992
116 (8)	A - Tennessee (7-26)	10-28-1944
116 (

TEAM GAME BESTS

188 (7)	N1 - Alabama (10-34)	8-30-2008
174 (4)	A - Georgia Tech (9-31)	10-7-1972
173 (7)	A - Miami (Fla.) (40-37^)	10-24-2009
171 (9)	A - Florida State (0-57)	9-11-1993
N1 - Atlanta, Ga.; N2 - Miami Gardens, Fla. (Orange Bowl)		

KICKOFF RETURN YARDS BY OPPONENT

Yds (KOR)	Site - Opponent (Score CU-Opp.)	Date
290 (10)	H - North Carolina (59-38)	10-22-2011
277 (8)	H - NC State (62-48)	11-17-2012
265 (11)	H - Central Michigan (70-14)	10-20-2007
247 (8)	H - Louisville (77-16)	11-3-2018
242 (10)	H - Syracuse (54-0)	11-5-2016
240 (9)	N1 - Temple (63-9)	10-12-2006
231 (7)	H - Duke (49-17)	10-15-1988
220 (7)	A - NC State (42-20)	9-22-2007
216 (10)	A - Wake Forest (51-6)	11-4-1978
214 (6)	A - Virginia Tech (27-7)	9-16-1989
N1 - Charlotte, N.C.		

SACKS BY CLEMSON

Sacks (Yds)	Site - Opponent (Score CU-Opp.)	Date
12 (70)	H - Furman (19-3)	9-7-1996
11 (84)	H - Utah State (35-6)	10-16-2004
11 (72)	H - Auburn (14-6)	9-9-2017
10 (64)	H - Maryland (0-19)	9-15-1979
10 (59)	H - Duke (21-6)	10-17-1992
9 (47)	A - NC State (35-34)	10-27-1984
9 (58)	A - Wake Forest (24-6)	10-27-1990
8 (55)	H - NC State (39-10)	10-26-1985
8 (66)	H - Maryland (35-3)	11-2-1996
8 (56)	H - Duke (58-7)	11-6-1999
8 (55)	A - Duke (52-22)	9-30-2000
8 (56)	A - Syracuse (41-6)	9-14-2019
8 (35)	H - Wake Forest (48-27)	11-20-2021

TACKLES FOR LOSS BY CLEMSON

TFL (Yds)	Site - Opponent (Score CU-Opp.)	Date
19 (77)	H - NC State (28-30)	10-24-1987
17 (66)	H - Duke (21-6)	10-17-1992
17 (68)	A - Miami (Fla.) (24-17)	10-6-2004
16 (89)	A - Virginia Tech (22-10)	9-12-1987
15 (51)	H - Maryland (40-7)	11-16-1991
15 (75)	H - Furman (19-3)	9-7-1996
15 (80)	H - Maryland (35-3)	11-2-1996
15 (91)	H - Utah State (35-6)	10-16-2004
15 (71)	A - Syracuse (41-6)	9-14-2019

PASS BREAKUPS BY CLEMSON

PBU	Site - Opponent (Score CU-Opp.)	Date
18	H - The Citadel (24-0)	10-4-1986
15	A - Duke (17-21)	9-30-1989
14	A - Virginia Tech (20-17)	9-14-1985
14	H - Duke (35-3)	10-18-1986
14	H - Virginia (34-20)	10-7-1989

CAUSED FUMBLES BY CLEMSON

CF	Site - Opponent (Score CU-Opp.)	Date
5	H - UCF (21-13)	9-1-2001
5	H - Notre Dame (24-22)	10-3-2015
4	H - Maryland (0-19)	9-15-1979
4	A - Georgia (31-28)	9-20-1986
4	H - The Citadel (24-0)	10-4-1986
4	H - Long Beach State (59-0)	9-1-1990
4	H - App State (48-0)	9-22-1990
4	N1 - Duke (33-21)	11-30-1991
4	A - Virginia (6-9)	9-17-1994
4	H - Virginia (33-14)	9-11-1999
4	A - Wake Forest (27-17)	10-7-2006
N1 - Tokyo, Japan		

INTERCEPTIONS BY CLEMSON

Int. (Yds)	Site - Opponent (Score CU-Opp.)	Date
6 (82)	A - South Carolina (17-7)	11-27-1971
6 (124)	A - NC State (43-22)	9-30-1995
5 (51)	A - South Carolina (21-13)	10-24-1940
5 (21)	A - TCU (10-14)	10-24-1964
5 (87)	H - Virginia (29-3)	10-31-1964
5 (28)	A - South Carolina (3-7)	11-23-1968
5 (29)	H - Virginia (37-21)	10-21-1972
5 (47)	H - Georgia (13-3)	9-19-1981
5 (22)	A - Georgia (23-26)	9-22-1984
5 (27)	A - Duke (17-21)	9-30-1989
5 (52)	H - North Carolina (17-10)	11-4-1995
5 (84)	H - NC State (26-20)	10-30-2004

VICTORY MARGIN BY CLEMSON

Margin	CU-Opp.	Site - Opponent	Date
+122	122-0	H - Guilford	10-5-1901

+94	94-0	A - Furman	9-25-1915
+76	76-0	H - Presbyterian	9-22-1945
+75	75-0	H - Newberry	10-17-1930
+73	73-0	A - Georgia Tech	10-17-1903
+68	68-0	H - Newberry	9-21-1929
+66	66-0	H - Presbyterian	9-21-1957
+66	73-7	H - South Carolina State	9-6-2014
+66	73-7	A - Georgia Tech	10-17-2020
+65	65-0	H - Camp Sevier	9-27-1918
+64	64-0	H - Davidson	9-19-1900
+62	69-7	H - Presbyterian	9-17-1949
+61	77-16	H - Louisville	11-3-2018
+60	67-7	H - Furman	11-23-1918
+60	60-0	H - Elon	9-27-1924
+60	63-3	A - Wake Forest	10-6-2018
+59	59-0	A - Samford	10-5-1912
+59	59-0	H - The Citadel	11-27-1954
+59	59-0	H - Long Beach State	9-1-1990
+59	59-0	H - South Carolina State	9-17-2016
+58	82-24	H - Wake Forest	10-31-1981
+58	58-0	A - Miami (Fla.)	10-24-2015
+58	61-3	H - The Citadel	11-18-2017
+57	57-0	A - Furman	10-22-1914
+57	57-0	H - Newberry	10-7-1922
+56	70-14	H - Central Michigan	10-20-2007
+55	55-0	H - Bingham	10-20-1898
+55	57-2	H - Furman	11-18-1950
+55	58-3	H - The Citadel	9-16-1978
+55	55-0	A - Virginia	9-8-1984
+54	54-0	H - Presbyterian	9-23-1950
+54	63-9	N1 - Temple	10-12-2006
+54	54-0	H - South Carolina State	9-20-2008
+54	54-0	H - Syracuse	11-5-2016
+53	53-0	H - Erskine	9-27-1919
+53	53-0	H - Presbyterian	11-25-1948
+53	56-3	A - Furman	11-28-1959
+53	62-9	H - Missouri	9-9-2000
+53	56-3	H - Kent State	9-2-2017
+52	52-0	A - Mercer	11-17-1913
+52	52-0	H - Erskine	11-18-1922
+52	52-0	H - Erskine	10-19-1928
+52	59-7	H - Boston College	10-26-2019
+51	51-0	A - South Carolina	11-1-1900
+51	58-7	H - Duke	11-6-1999
+51	51-0	H - Louisiana Tech	9-30-2006
N1 - Charlotte, N.C.			

VICTORY MARGIN BY OPPONENT

Margin	CU-Opp.	Site - Opponent	Date
+67	7-74	N1 - Alabama	11-14-1931
+57	0-57	A - Florida State	9-11-1993
+56	0-56	A - Auburn	10-19-1912
+56	0-56	A - Alabama	9-20-1975
+55	0-55	A - Georgia	11-25-1920
+53	13-66	H - Camp Hancock	11-9-1918
+51	0-51	A - Georgia Tech	9-30-1944
+51	0-51	A - Auburn	10-11-1969
+49	3-52	A - Oklahoma	9-30-1972
N1 - Montgomery, Ala.			

HOME VICTORY MARGIN BY CLEMSON

Margin	CU-Opp.	Opponent	Date
+122	122-0	Guilford	10-5-1901
+76	76-0	Presbyterian	11-22-1945
+75	75-0	Newberry	10-17-1930
+68	68-0	Newberry	9-21-1929
+66	66-0	Presbyterian	11-21-1957
+66	73-7	South Carolina State	9-6-2014
+65	65-0	Camp Sevier	9-27-1918
+64	64-0	Davidson	10-19-1900
+62	69-7	Presbyterian	9-17-1949
+61	77-16	Louisville	11-3-2018

VICTORY MARGIN AT CLEMSON BY OPPONENT

Margin	CU-Opp.	Opponent	Date
+53	13-66	Camp Hancock	11-9-1918
+44	6-50	Virginia Tech	11-1-1924
+44	0-44	Auburn	10-10-1970
+42	0-42	Florida	11-7-1925
+41	0-41	Georgia	9-18-1976
+38	7-45	NC State	10-25-1975
+37	0-37	Virginia Tech	9-12-1998
+37	14-51	Florida State	10-19-2013
+36	7-43	Florida State	11-1-1975
+35	7-42	North Carolina	11-14-1970
+35	3-38	North Carolina	10-20-2001

MEMORIAL STADIUM VICTORY MARGIN BY CLEMSON

Margin	CU-Opp.	Opponent	Date
+76	76-0	Presbyterian	11-22-1945
+66	66-0	Presbyterian	11-21-1957
+66	73-7	South Carolina State	9-6-2014
+62	69-7	Presbyterian	9-17-1949
+61	77-16	Louisville	11-3-2018
+59	59-0	The Citadel	11-27-1954
+59	59-0	Long Beach State	9-1-1990
+59	59-0	South Carolina State	9-17-2016
+58	82-24	Wake Forest	10-31-1981
+58	61-3	The Citadel	11-18-2017

MEMORIAL STADIUM VICTORY MARGIN BY OPPONENT

Margin	CU-Opp.	Opponent	Date
+44	0-44	Auburn	10-10-1970
+41	0-41	Georgia	9-18-1976
+38	7-45	NC State	10-25-1975
+37	0-37	Virginia Tech	9-12-1998
+37	14-51	Florida State	10-19-2013
+36	7-43	Florida State	11-1-1975
+35	7-42	North Carolina	11-14-1970
+35	3-38	North Carolina	10-20-2001

ROAD/NEUTRAL VICTORY MARGIN BY CLEMSON

Margin	CU-Opp.	Site - Opponent	Date
+94	94-0	A - Furman	9-25-1915
+73	73-0	A - Georgia Tech	10-17-1903
+66	73-7	A - Georgia Tech	10-17-2020
+60	63-3	A - Wake Forest	10-6-2018
+59	59-0	A - Samford	10-5-1912
+58	58-0	A - Miami (Fla.)	10-24-2015
+57	57-0	A - Furman	10-22-1914
+55	55-0	A - Virginia	9-8-1984
+54	63-9	N1 - Temple	10-12-2006
+53	56-3	A - Furman	11-28-1959
N1 - Charlotte, N.C.			

ROAD/NEUTRAL VICTORY MARGIN BY OPPONENT

Margin	CU-Opp.	Site - Opponent	Date
+67	7-74	A - Alabama	11-14-1931
+57	0-57	A - Florida State	9-11-1993
+56	0-56	A - Auburn	10-19-1912
+56	0-56	A - Alabama	9-20-1975
+55	0-55	A - Georgia	11-25-1920
+51	0-51	A - Georgia Tech	9-30-1944
+51	0-51	A - Auburn	10-11-1969

ACC VICTORY MARGIN BY CLEMSON

Margin	CU-Opp.	Site - Opponent	Date
+66	73-7	A - Georgia Tech	10-17-2020
+61	77-16	H - Louisville	11-3-2018
+60	63-3	A - Wake Forest	10-6-2018
+58	82-24	H - Wake Forest	10-31-1981
+58	58-0	H - Miami (Fla.)	10-24-2015
+55	55-0	A - Virginia	9-8-1984
+54	54-0	H - Syracuse	11-5-2016
+52	59-7	H - Boston College	10-26-2019
+51	58-7	H - Duke	11-6-1999
+49	56-7	H - Wake Forest	9-28-2013
+49	59-10	A - Virginia	11-2-2013
+49	59-10	A - Florida State	10-27-2018
+49	52-3	H - Wake Forest	11-16-2019

ACC VICTORY MARGIN BY OPPONENT

Margin	CU-Opp.	Site - Opponent	Date
+57	0-57	A - Florida State	9-11-1993
+48	0-48	A - Florida State	10-17-1998
+47	7-54	A - Florida State	11-4-2000
+45	0-45	A - North Carolina	8-31-1996
+38	7-45	H - NC State	10-25-1975
+37	14-51	H - Florida State	10-19-2013

POINTS BY CLEMSON

Pts	CU-Opp.	Site - Opponent	Date
122	122-0	H - Guilford	10-5-1901
94	94-0	A - Furman	9-25-1915
82	82-24	H - Wake Forest	10-31-1981
77	77-16	H - Louisville	11-3-2018
76	76-0	H - Presbyterian	11-22-1945
75	75-0	H - Newberry	10-17-1930
73	73-0	A - Georgia Tech	10-17-1903
73	73-7	H - South Carolina State	9-6-2014
73	73-7	A - Georgia Tech	10-17-2020
70	70-14	H - Central Michigan	10-20-2007
69	69-7	H - Presbyterian	9-17-1949
68	68-0	H - Newberry	9-21-1929
67	67-7	H - Furman	11-23-1918
66	66-0	H - Presbyterian	11-21-1957



TEAM GAME BESTS

65	65-0	H - Camp Sevier	9-27-1918
64	64-0	H - Davidson	10-19-1900
63	63-17	A - South Carolina	11-22-2003
63	63-9	N1 - Temple	10-12-2006
63	63-3	A - Wake Forest	10-6-2018
62	62-9	H - Missouri	9-9-2000
62	62-48	H - NC State	11-17-2012
62	62-17	N3 - Virginia	12-7-2019
61	61-3	H - The Citadel	11-18-2017
60	60-0	H - Elon	9-27-1924
59	59-0	A - Samford	10-5-1912
59	59-0	H - The Citadel	11-27-1954
59	59-0	H - Long Beach State	9-1-1990
59	59-31	H - Duke	12-1-2001
59	59-38	H - North Carolina	10-22-2011
59	59-10	A - Virginia	11-2-2013
59	59-0	H - South Carolina State	9-17-2016
59	59-10	A - Florida State	10-27-2018
59	59-7	H - Boston College	10-26-2019
59	59-14	H - Wofford	11-2-2019
58	58-3	H - The Citadel	9-16-1978
58	58-7	H - Duke	11-6-1999
58	58-21	H - Presbyterian	9-11-2010
58	58-0	A - Miami (Fla.)	10-24-2015
57	57-0	A - Furman	10-22-1914
57	57-0	H - Newberry	10-7-1922
57	57-12	H - VMI	11-11-1944
57	57-2	H - Furman	11-18-1950
56	56-3	A - Furman	11-28-1959
56	56-45	A - Maryland	10-15-2011
56	56-20	A - Duke	11-3-2012
56	56-7	H - Wake Forest	9-28-2013
56	56-41	A - NC State	10-31-2015
56	56-10	A - Boston College	10-7-2016
56	56-7	H - South Carolina	11-26-2016
56	56-3	H - Kent State	9-2-2017
56	56-35	H - South Carolina	11-24-2018
55	55-0	H - Bingham	10-20-1898
55	55-7	N2 - Florida	11-17-1917
55	55-0	A - Virginia	9-8-1984
55	55-9	H - Western Carolina	9-2-1995
55	55-7	H - Wake Forest	9-16-2000
55	55-31	H - Georgia Tech	11-14-2013
55	55-10	A - NC State	11-9-2019
54	54-0	H - Presbyterian	9-23-1950
54	54-32	H - North Carolina	11-9-1974
54	54-21	H - Duke	10-20-1984
54	54-6	H - Florida Atlantic	9-2-2006
54	54-0	H - South Carolina State	9-20-2008
54	54-0	H - Syracuse	11-5-2016
53	53-0	H - Erskine	9-27-1919
53	53-0	H - Presbyterian	11-25-1948
53	53-20	H - Duquesne	11-4-1950
53	53-6	H - Presbyterian	11-22-1951
53	53-13	H - Presbyterian	11-20-1952
52	52-14	H - The Citadel	10-26-1912
52	52-0	A - Mercer	11-17-1913
52	52-0	H - Erskine	11-18-1922
52	52-0	H - Erskine	10-19-1928
52	52-27	H - Maryland	11-12-1983
52	52-22	A - Duke	9-30-2000
52	52-7	H - North Carolina	9-23-2006
52	52-27	H - Ball State	9-8-2012
52	52-13	H - South Carolina State	9-7-2013
52	52-6	H - The Citadel	11-23-2013
52	52-14	H - Georgia Tech	8-29-2019
52	52-10	H - Charlotte	9-21-2019
52	52-3	H - Wake Forest	11-16-2019
52	52-17	H - Pittsburgh	11-28-2020
51	51-0	A - South Carolina	11-1-1900
51	51-0	H - Louisiana Tech	9-30-2006
50	50-35	H - North Carolina	9-27-2014

POINTS BY OPPONENT

Pts	CU-Opp.	Site - Opponent	Date
74	7-74	N1 - Alabama	11-14-1931
70	33-70	N3 - West Virginia	1-4-2012
66	13-66	H - Camp Hancock	11-9-1918
57	0-57	A - Florida State	9-11-1993
56	0-56	A - Auburn	10-14-1921
56	0-56	A - Alabama	9-20-1975
56	20-56	A - South Carolina	11-22-1975
55	0-55	A - Georgia	11-25-1920
55	15-55	N2 - Texas Tech	12-23-2002
54	7-54	A - Florida State	11-4-2000
54	13-54	A - Tulane	11-9-1946
54	13-54	A - Florida	10-11-1952

53	23-53	A - Maryland	11-14-1992
52	3-52	A - Oklahoma	9-30-1972
51	0-51	A - Georgia Tech	9-30-1944
51	0-51	A - Auburn	10-11-1969
51	14-51	H - Florida State	10-19-2013
50	6-50	H - Virginia Tech	11-1-1924

N1 - Montgomery, Ala.; N2 - Orlando, Fla. (Tangerine Bowl); N3 - Miami Gardens, Fla. (Orange Bowl)

POINTS BY BOTH TEAMS

Pts	CU-Opp.	Site - Opponent	Date
122	122-0	H - Guilford	10-5-1901
110	62-48	H - NC State	11-17-2012
106	82-24	H - Wake Forest	10-31-1981
103	33-70	N1 - West Virginia	1-4-2012
101	56-45	A - Maryland	10-15-2011
97	59-38	H - North Carolina	10-22-2011
97	56-41	A - NC State	10-31-2015
94	94-0	A - Furman	9-25-1915
93	77-16	H - Louisville	11-3-2018
91	^47-44	A - Georgia Tech	9-29-2001
91	56-35	H - South Carolina	11-24-2018

N1 - Miami Gardens, Fla. (Orange Bowl)

POINTS IN ROAD/NEUTRAL GAME BY CLEMSON

Pts	CU-Opp.	Site - Opponent	Date
94	94-0	A - Furman	9-25-1915
73	73-0	A - Georgia Tech	10-17-1903
73	73-7	A - Georgia Tech	10-17-2020
63	63-17	A - South Carolina	11-22-2003
63	63-9	N1 - Temple	10-12-2006
63	63-3	A - Wake Forest	10-6-2018
62	62-17	N2 - Virginia	12-7-2019
59	59-0	A - Samford	10-5-1912
59	59-10	A - Virginia	11-2-2013
59	59-10	A - Florida State	10-27-2018

N1 - Charlotte, N.C.; N2 - Charlotte, N.C. (ACC Championship Game)

POINTS IN ROAD/NEUTRAL GAME BY OPPONENT

Pts	CU-Opp.	Site - Opponent	Date
74	7-74	N1 - Alabama	11-14-1931
70	33-70	N3 - West Virginia	1-4-2012
57	0-57	A - Florida State	9-11-1993
56	0-56	A - Auburn	10-14-1921
56	0-56	A - Alabama	9-20-1975
56	20-56	A - South Carolina	11-22-1975
55	0-55	A - Georgia	11-25-1920
55	15-55	N2 - Texas Tech	12-23-2002
54	13-54	A - Tulane	11-9-1946
54	13-54	A - Florida	10-11-1952
54	7-54	A - Florida State	11-4-2000

N1 - Montgomery, Ala.; N2 - Orlando, Fla. (Tangerine Bowl); N3 - Miami Gardens, Fla. (Orange Bowl)

POINTS IN ACC GAME BY CLEMSON

Pts	CU-Opp.	Site - Opponent	Date
82	82-24	H - Wake Forest	10-31-1981
77	77-16	H - Louisville	11-3-2018
73	73-7	A - Georgia Tech	10-17-2020
63	63-3	A - Wake Forest	10-6-2018
62	62-48	H - NC State	11-17-2012
59	59-31	H - Duke	12-1-2001
59	59-38	H - North Carolina	10-22-2011
59	59-10	A - Virginia	11-2-2013
59	59-10	A - Florida State	10-27-2018
59	59-7	H - Boston College	10-26-2019

POINTS IN ACC GAME BY OPPONENT

Pts	CU-Opp.	Site - Opponent	Date
57	0-57	A - Florida State	9-11-1993
54	7-54	A - Florida State	11-4-2000
53	23-53	A - Maryland	11-14-1992
51	14-51	H - Florida State	10-19-2013
49	37-49	A - Florida State	9-22-2012
48	0-48	A - Florida State	10-17-1998
48	31-48	A - Florida State	10-3-2002
48	62-48	H - NC State	11-17-2012
47	^40-47	A - Notre Dame	11-7-2020
46	39-46	A - NC State	10-31-1998

POINTS AT HOME BY CLEMSON

Pts	CU-Opp.	Opponent	Date
122	122-0	Guilford	10-5-1901
82	82-24	Wake Forest	10-31-1981
77	77-16	Louisville	11-3-2018
76	76-0	Presbyterian	11-22-1945
75	75-0	Newberry	10-17-1930
73	73-7	South Carolina State	9-6-2014

YARDS PER... RECORDS

YARDS PER PLAY

Year	Opponent	Plays	Yards	Y/P
2018	Louisville	57	661	11.6
1903	Georgia Tech	55	615	11.2
2019	Wofford	64	702	11.0
1945	Presbyterian	56	597	10.7
1947	Presbyterian	51	531	10.4

Note: Minimum 500 total yards.

YARDS PER CARRY

Year	Opponent	Car.	Yards	Y/C
2018	Louisville	37	492	13.3
2018	Wake Forest	40	471	11.8
2019	Wofford	37	419	11.3
1903	Georgia Tech	55	615	11.2
1945	Presbyterian	50	516	10.3

Note: Minimum 300 rushing yards.

YARDS PER PASSING ATTEMPT

Year	Opponent	C-A	Yards	Y/A
1963	Duke	13-20	364	18.2
1947	Furman	11-16	280	17.5
2006	Temple	12-13	222	17.1
1991	South Carolina	13-15	231	15.4
1966	Virginia	13-21	315	15.0

Note: Minimum 200 passing yards.

YARDS PER COMPLETION

Year	Opponent	C-A	Yards	Y/C
1963	Duke	13-20	364	28.0
1971	Virginia	9-18	252	28.0
1950	Duquesne	8-20	223	27.9
1978	Maryland	8-17	216	27.0
1953	Auburn	10-21	258	25.8

Note: Minimum 200 passing yards.

70	70-14	Central Michigan	10-20-2007
69	69-7	Presbyterian	9-17-1949
68	68-0	Newberry	9-21-1929
67	67-7	Furman	11-23-1918

POINTS AT MEMORIAL STADIUM BY CLEMSON

Pts	CU-Opp.	Opponent	Date
82	82-24	Wake Forest	10-31-1981
77	77-16	Louisville	11-3-2018
76	76-0	Presbyterian	11-22-1945
73	73-7	South Carolina State	9-6-2014
70	70-14	Central Michigan	10-20-2007
69	69-7	Presbyterian	9-17-1949
66	66-0	Presbyterian	11-21-1957
62	62-9	Missouri	9-9-2000
62	62-48	NC State	11-17-2012
61	61-3	The Citadel	11-18-2017

POINTS AT CLEMSON BY OPPONENT

Pts	CU-Opp.	Opponent	Date
66	13-66	Camp Hancock	11-9-1918
51	14-51	Florida State	10-19-2013
50	6-50	Virginia Tech	11-1-1924
48	62-48	NC State	11-17-2012
46	39-46	NC State	10-31-1998
45	19-45	Auburn	11-21-1953
45	7-45	NC State	10-25-1975
45	26-45	Florida State	9-9-1995
44	0-44	Auburn	10-10-1970

POINTS AT MEMORIAL STADIUM BY OPPONENT

Pts	CU-Opp.	Opponent	Date
51	14-51	Florida State	10-19-2013
48	62-48	NC State	11-17-2012
46	39-46	NC State	10-31-1998
45	19-45	Auburn	11-21-1953
45	7-45	NC State	10-25-1975
45	26-45	Florida State	9-9-1995
44	0-44	Auburn	10-10-1970
43	7-43	Florida State	11-1-1975
43	42-43	Pittsburgh	11-12-2016
42	7-42	North Carolina	11-14-1970

^ - one overtime

500-YARD TEAM TOTAL OFFENSE GAMES

Year	Opponent	W-L	Site	PL	Rush	Pass	Total
1981	Wake Forest	W	H	87	536	220	756
2012	NC State	W	H	102	328	426	754
2018	South Carolina	W	H	92	351	393	744
2014	South Carolina State	W	H	93	268	467	735
2012	Duke	W	A	81	334	384	718
2019	Wofford	W	H	64	419	283	702
2018	Wake Forest	W	A	70	471	227	698
2019	Boston College	W	H	80	302	372	674
2020	Georgia Tech	W	A	88	171	500	671
2017	Kent State	W	H	78	353	312	665
2017	The Citadel	W	H	67	183	479	662
2018	Louisville	W	H	57	492	169	661
2007	Central Michigan	W	H	88	341	315	656
2019	Georgia Tech	W	H	79	411	221	632
2016	Pittsburgh	L	H	95	50	580	630
2011	Auburn	W	H	92	238	386	624
2013	Syracuse	W	A	77	156	468	624
2000	Wake Forest	W	H	87	436	187	623
2015	NC State	W	A	80	240	383	623
2016	South Carolina	W	H	89	250	372	622
2019	Virginia	W	N	67	211	408	619
1903	Georgia Tech	W	A	55	615	0	615
2017	Louisville	W	A	81	297	316	613
2019	Syracuse	W	A	71	221	391	612
2013	Virginia	W	A	88	175	435	610
2001	Duke	W	H	76	328	280	608
2007	NC State	W	A	89	340	268	608
2015	North Carolina	W	N	98	319	289	608
1992	Chattanooga	W	H	71	440	166	606
2012	Georgia Tech	W	H	93	204	397	601
1945	Presbyterian	W	H	56	516	81	597
2018	Georgia Southern	W	H	77	309	286	595
2020	Pittsburgh	W	H	90	145	436	581
2011	Maryland	W	A	80	306	270	576
2012	Boston College	W	A	84	209	367	576
2013	Ohio State	W	N	76	198	378	576
2013	Wake Forest	W	H	83	166	407	573
2015	Syracuse	W	A	84	202	368	570
1978	The Citadel	W	H	81	322	245	567
2001	NC State	W	A	79	234	333	567
2015	Miami (Fla.)	W	A	88	416	151	567
1981	Duke	W	A	79	323	240	563
2016	Syracuse	W	H	84	192	370	562
2020	Wake Forest	W	A	82	185	376	561
2006	Temple	W	N	58	337	222	559
1950	Presbyterian	W	H	78	436	122	558
1999	Duke	W	H	86	239	319	558
2013	The Citadel	W	H	75	208	350	558
1974	South Carolina	W	H	70	433	123	556
2016	South Carolina State	W	H	78	227	328	555
2015	Wake Forest	W	H	82	171	381	552
2019	Florida State	W	H	91	320	232	552
2013	Georgia Tech	W	H	67	168	383	551
2019	Louisville	W	A	70	298	253	551
1978	Virginia	W	H	87	419	131	550
1978	Wake Forest	W	A	96	342	208	550
2015	Alabama	L	N	85	145	405	550
2020	Miami (Fla.)	W	H	88	258	292	550
2019	NC State	W	A	77	246	303	549
2001	Louisiana Tech	W	N	84	273	275	548
1984	Duke	W	H	67	312	235	547
1950	Furman	W	H	71	367	179	546
1983	Maryland	W	H	84	350	194	544
1999	Maryland	W	A	79	290	252	542
2003	South Carolina	W	A	67	240	302	542
2021	Wake Forest	W	H	74	332	210	542
2020	Notre Dame	W	N	66	219	322	541
2013	Maryland	W	A	98	236	304	540
2018	Notre Dame	W	N	78	211	327	538
2015	Georgia Tech	W	H	74	201	336	537
2012	Wake Forest	W	A	85	101	433	534
1988	Duke	W	H	79	388	145	533
2015	Wofford	W	H	80	222	311	533
1951	Presbyterian	W	H	67	409	123	532
2015	Boston College	W	H	78	112	420	532
1947	Presbyterian	W	H	51	329	202	531
1954	The Citadel	W	H	74	408	123	531
2018	Furman	W	H	70	249	282	531
2002	North Carolina	W	A	70	256	274	530
2015	Oklahoma	W	N	90	312	218	530
1957	Presbyterian	W	H	79	439	89	528
1987	Maryland	W	H	79	355	173	528
2003	North Carolina	W	H	72	219	309	528
2012	Auburn	W	N	87	320	208	528
2014	North Carolina	W	H	83	92	436	528
1952	Presbyterian	W	H	69	393	134	527
2000	Duke	W	A	79	315	212	527
2019	South Carolina	W	A	83	211	316	527
2006	Louisiana Tech	W	H	58	393	133	526
2012	Ball State	W	H	84	154	372	526
1950	Missouri	W	A	72	420	105	525
2008	The Citadel	W	H	63	252	273	525
1941	Presbyterian	W	H	70	357	167	524
1951	Auburn	W	H	79	330	194	524
2018	Florida State	W	A	77	120	404	524
1949	Presbyterian	W	H	75	398	124	522
1974	North Carolina	W	H	74	390	132	522
2011	Wake Forest	W	H	86	179	343	522
1982	Duke	W	H	72	393	127	520
2019	Wake Forest	W	H	73	168	348	516
1947	Furman	W	A	66	235	280	515
2015	South Carolina	W	A	74	236	279	515
1983	Duke	W	A	75	383	131	514
2005	Temple	W	H	67	155	359	514
1988	Maryland	W	A	65	373	139	512
2013	South Carolina State	W	H	95	183	329	512
2015	Florida State	W	H	85	215	297	512
1991	Virginia	T	H	81	315	196	511
2016	Florida State	W	A	81	133	378	511
2016	Alabama	W	N	99	91	420	511
1983	Virginia	W	H	79	310	199	509
2016	Boston College	W	A	61	230	278	508
2016	Louisville	W	H	62	201	306	507
2006	North Carolina	W	H	79	324	180	504
2021	South Carolina State	W	H	75	242	262	504
1991	South Carolina	W	A	77	272	231	503
2007	ULM	W	H	62	184	319	503
1973	Virginia	W	H	89	275	227	502
2001	Georgia Tech	W	A	84	248	254	502
1973	Wake Forest	W	H	85	300	200	500
1988	North Carolina	W	H	93	336	164	500
2011	Boston College	W	H	78	180	320	500

Note: Clemson's record when totaling at least 500 yards of total offense is 119-2-1.



TAJH BOYD LED THE TIGERS TO 754 TOTAL YARDS, SECOND MOST IN SCHOOL HISTORY, AGAINST NC STATE IN 2012.

300-YARD TEAM RUSHING GAMES

Year	Opponent	W-L	Site	Y/C	Car.	Yards
1903	Georgia Tech	W	A	11.2	55	615
1981	Wake Forest	W	H	7.9	68	536
1945	Presbyterian	W	H	10.3	50	516
2018	Louisville	W	H	13.3	37	492
2018	Wake Forest	W	A	11.8	40	471
1948	Furman	W	H	7.6	59	448
1992	Chattanooga	W	H	8.2	54	440
1957	Presbyterian	W	H	6.5	68	439
1950	Presbyterian	W	H	7.2	61	436
2000	Wake Forest	W	H	6.6	66	436
1955	Furman	W	A	7.2	60	434
1974	South Carolina	W	H	7.0	62	433
1995	Duke	W	H	6.7	65	433
1950	Missouri	W	A	7.4	57	420
1978	Virginia	W	A	6.3	67	419
1982	Virginia	W	A	6.3	67	419
2019	Wofford	W	H	11.3	37	419
2015	Miami (Fla.)	W	A	6.6	63	416
2019	Georgia Tech	W	H	8.4	49	411
1951	Presbyterian	W	H	7.7	53	409
1954	The Citadel	W	H	6.4	64	408
1987	Virginia	W	H	5.8	69	403
1992	Virginia	W	A	6.9	58	402
1949	Presbyterian	W	H	8.1	49	398
1944	Presbyterian	W	H	6.8	58	397
1978	South Carolina	W	H	5.7	70	397
1941	VMI	W	A	8.4	47	393
1952	Presbyterian	W	H	7.2	55	393
1982	Duke	W	H	6.2	63	393
2006	Louisiana Tech	W	H	9.6	41	393
1974	North Carolina	W	H	5.8	67	390
1990	App State	W	H	7.3	53	389
1988	Duke	W	H	6.0	65	388
1978	Villanova	W	H	6.1	63	385
1986	Virginia	W	A	6.0	64	385
1958	Virginia	W	H	5.4	71	384
1983	Duke	W	A	6.4	60	383
1942	Presbyterian	W	H	6.6	57	378
1988	Maryland	W	A	7.3	51	373
1986	The Citadel	W	H	5.9	62	368
1950	Furman	W	H	6.0	61	367
1939	Presbyterian	W	H	8.9	41	366
1993	Virginia	W	H	5.6	65	361
1941	Presbyterian	W	H	7.1	50	357
1987	Maryland	W	H	5.3	67	355
1989	South Carolina	W	A	5.6	63	355
1991	Duke	W	N	6.2	57	355
2017	Kent State	W	H	8.2	43	353
2018	South Carolina	W	H	6.4	55	351
1983	Maryland	W	H	5.2	68	350
1988	Wake Forest	W	A	6.2	56	349
1990	Duke	W	H	5.9	59	345
1978	Wake Forest	W	A	4.4	77	342
2017	Boston College	W	H	5.9	58	342
1938	George Washington	W	N	5.7	60	341
1941	Wake Forest	W	H	6.8	50	341
1990	Georgia	W	H	5.2	66	341
2007	Central Michigan	W	H	5.6	61	341
1962	Furman	W	A	4.8	71	340
2007	NC State	W	A	6.8	50	340
1977	Wake Forest	W	H	5.0	67	338
2006	Temple	W	N	7.5	45	337
1988	North Carolina	W	H	4.9	69	336
1953	Presbyterian	W	H	6.2	54	335
2012	Duke	W	A	6.4	52	334
1989	North Carolina	W	A	4.7	70	332
2021	Wake Forest	W	H	6.1	54	332
1948	Presbyterian	W	H	6.8	49	331
1964	Virginia	W	H	6.3	53	331
1951	Auburn	W	H	6.4	52	330
1990	Long Beach State	W	H	5.1	65	330
1947	Presbyterian	W	H	8.9	37	329
1956	Furman	W	H	5.1	64	328
2001	Duke	W	H	8.5	45	328
2012	NC State	W	H	5.7	58	328
1958	Vanderbilt	W	A	5.2	63	327
2000	Virginia	W	A	7.6	43	327
1956	Presbyterian	W	H	6.3	52	326
1986	North Carolina	W	H	5.8	56	326
1946	Presbyterian	W	A	----	----	325
2006	North Carolina	W	H	5.6	58	324
1979	Duke	W	A	4.1	78	323
1981	Duke	W	A	5.5	59	323
1995	South Carolina	W	A	5.4	60	323
2009	Georgia Tech	L	N	9.5	34	323
1978	The Citadel	W	H	5.0	64	322
1969	Wake Forest	W	H	5.3	61	321
1995	Florida State	L	H	5.5	58	321



KOBE PACE HAD 191 OF THE TIGERS' 332 RUSHING YARDS VERSUS WAKE FOREST IN 2021.

2006	Georgia Tech	W	H	8.4	38	321
1995	Maryland	W	A	5.0	64	320
2012	Auburn	W	N	6.2	52	320
2019	Florida State	W	H	6.0	53	320
1944	VMI	W	H	6.3	51	319
1945	Virginia Tech	W	H	6.8	47	319
2015	North Carolina	W	N	5.7	56	319
1950	Auburn	W	A	5.2	61	319
1947	Duquesne	W	A	5.8	55	318
1939	South Carolina	W	A	5.2	61	317
1991	Wake Forest	W	H	5.2	61	316
1957	Duke	L	A	5.2	61	315
1991	Virginia	T	H	5.4	58	315
2000	Duke	W	A	5.6	56	315
1940	Wofford	W	H	5.0	63	314
1963	Virginia	W	A	4.4	71	314
1972	Wake Forest	W	A	4.5	70	314
1984	Duke	W	H	6.5	48	312
2015	Oklahoma	W	N	5.4	58	312
1963	Wake Forest	W	H	5.0	62	310
1983	Virginia	W	H	5.2	60	310
1963	Maryland	W	H	4.6	67	309

1979	Virginia	W	H	4.3	72	309
2018	Georgia Southern	W	H	6.7	46	309
1987	Virginia Tech	W	A	5.1	60	308
1983	Western Carolina	W	H	4.9	63	307
1962	South Carolina	W	H	4.7	65	306
1979	Georgia	W	H	4.3	71	306
1985	Wake Forest	W	H	4.7	65	306
2011	Maryland	W	A	7.3	42	306
1968	Duke	W	H	6.0	51	305
1950	Boston College	W	A	5.6	54	304
1974	Georgia	W	H	5.0	61	304
1981	NC State	W	H	5.2	59	304
1962	North Carolina	W	H	4.5	68	303
1984	Virginia	W	A	5.0	60	302
1986	Wake Forest	W	A	5.0	60	302
2019	Boston College	W	H	6.9	44	302
2018	Pittsburgh	W	N	8.6	35	301
1973	Wake Forest	W	H	5.0	60	300
1976	North Carolina	L	H	4.6	65	300

Note: Clemson's record when totaling at least 300 rushing yards is 124-4-1; Clemson is 81-0 when it totals at least 324 rushing yards.

200-YARD TEAM PASSING GAMES

Year	Opponent	W-L	Site	C	A	Yards
2016	Pittsburgh	L	H	52	70	580
2020	Georgia Tech	W	H	33	49	500
2017	The Citadel	W	H	31	41	479
2013	Syracuse	W	A	24	33	468
2014	South Carolina State	W	H	32	42	467
2020	Notre Dame	L	A	29	44	439
2014	North Carolina	W	H	28	39	436
2020	Pittsburgh	W	H	35	52	436
2013	Virginia	W	A	34	45	435
2012	Wake Forest	W	A	29	40	433
2012	NC State	W	H	30	44	426
2002	Duke	W	A	34	52	420
2015	Boston College	W	H	27	42	420
2016	Alabama	W	N	36	57	420
2019	Virginia	W	N	21	29	408
2013	Wake Forest	W	H	28	36	407
2015	Alabama	L	N	30	47	405
2018	Florida State	W	A	24	44	404
2020	Ohio State	L	N	33	48	400
2012	Georgia Tech	W	H	26	42	397
2018	South Carolina	W	H	27	37	393
2019	Syracuse	W	A	23	42	391
2011	Auburn	W	H	30	42	386
2012	Duke	W	A	21	29	384
2013	Georgia Tech	W	H	23	30	383
2015	NC State	W	A	23	30	383
2015	Wake Forest	W	H	28	40	381
2018	NC State	W	H	32	48	380
2013	Ohio State	W	N	31	40	378
2016	Florida State	W	A	27	43	378
2016	NC State	W	H	39	52	378
2020	Wake Forest	W	A	26	36	376
2011	North Carolina	W	H	28	48	373
2007	Virginia Tech	L	H	38	67	372
2012	Ball State	W	H	33	44	372
2016	South Carolina	W	H	30	36	372
2019	Boston College	W	H	25	36	372
2016	Syracuse	W	H	27	40	370
2015	Syracuse	W	A	35	48	368
2012	Boston College	W	A	28	38	367
1963	Duke	L	A	13	20	364
2005	Temple	W	H	22	33	359
1998	Wake Forest	L	H	21	39	350
2013	The Citadel	W	H	24	32	350
2019	Wake Forest	W	H	26	35	348
2018	Alabama	W	N	20	32	347
2021	UConn	W	H	27	57	347
2012	LSU	W	N	36	50	346
2003	Duke	W	H	28	43	344
2011	Florida State	W	H	22	35	344
1999	Virginia	W	H	24	32	343
2003	Wake Forest	L	A	35	57	343
2006	Boston College	L	A	25	40	343
2011	Wake Forest	W	H	27	44	343
1965	North Carolina	L	A	23	48	342
2020	Boston College	W	H	30	43	342
2015	Georgia Tech	W	H	23	33	336
2002	Florida State	L	A	18	28	334
2013	Boston College	W	H	30	45	334
2001	NC State	W	A	23	27	333
1998	NC State	L	H	27	38	329
2013	South Carolina State	W	H	36	51	329
2020	Virginia	W	H	26	39	329
2016	South Carolina State	W	H	27	35	328
2018	Notre Dame	W	N	27	41	327
2008	Duke	W	H	27	38	326
2009	Miami (Fla.)	W	A	25	37	326
2020	Notre Dame	W	N	25	39	322
2003	Maryland	L	A	22	45	320
2011	Boston College	W	H	22	37	320
1999	Duke	W	H	25	34	319
2002	Texas Tech	L	N	25	56	319
2007	ULM	W	H	26	34	319
2014	Oklahoma	W	N	26	37	319
2007	Furman	W	H	18	22	317
2017	Louisville	W	A	23	33	316
2019	South Carolina	W	A	28	43	316
1966	Virginia	W	H	13	21	315
2007	Central Michigan	W	H	23	27	315
2012	Furman	W	H	23	34	314
2017	Kent State	W	H	25	35	312
2015	Wofford	W	H	30	37	311
2003	North Carolina	W	H	18	35	309
2020	Syracuse	W	H	29	47	308
1999	Mississippi State	L	N	25	56	306
2014	Florida State	L	A	22	33	306
2016	Louisville	W	H	20	31	306
2005	Wake Forest	L	A	28	42	304

DJ UIAGALELEI HAD 439 PASSING YARDS AT NOTRE DAME IN 2020. IT IS THE MOST PASSING YARDS BY A FIGHTING IRISH OPPOSING PLAYER IN HISTORY.



2011	Georgia Tech	L	A	24	41	304
2013	Maryland	W	A	28	41	304
2016	Georgia Tech	W	A	32	48	304
2011	NC State	L	A	25	41	303
2019	NC State	W	A	25	36	303
2003	South Carolina	W	A	18	26	302
2003	Furman	W	H	23	31	301
2012	Maryland	W	H	23	34	301
1975	Georgia Tech	L	A	18	30	300
2003	Middle Tennessee	W	H	23	28	298
2003	Georgia Tech	W	A	23	39	298
2018	Texas A&M	W	A	17	27	298
2015	Florida State	W	H	28	43	297
2000	North Carolina	W	A	14	25	296
2018	Boston College	W	A	29	41	295
2003	Virginia	W	H	28	45	294
2016	Troy	W	H	27	53	292
2020	Miami (Fla.)	W	H	29	44	292
1969	Duke	L	A	15	31	290
2012	Florida State	L	A	22	39	290
2015	North Carolina	W	N	26	42	289
2004	Wake Forest	W	H	20	41	288
2005	Miami (Fla.)	L	H	31	55	288
2016	Virginia Tech	W	A	23	34	288
2002	South Carolina	W	H	27	39	287
1997	Wake Forest	W	A	18	26	286
2018	Georgia Southern	W	H	21	31	286
1997	Florida State	L	H	20	40	285

1999	NC State	L	A	24	42	285
2014	Boston College	W	A	29	46	285
2017	South Carolina	W	A	25	38	285
2001	Wofford	W	H	26	37	283
2019	Wofford	W	H	19	27	283
2014	Wake Forest	W	A	27	42	282
2018	Furman	W	H	23	35	282
1947	Furman	W	A	11	16	280
2001	Duke	W	H	18	31	280
2015	South Carolina	W	A	20	27	279
2016	Boston College	W	A	16	26	278
2001	Florida State	L	H	22	41	277
2000	Missouri	W	H	15	24	275
2001	Louisiana Tech	W	N	16	29	275
2004	Georgia Tech	L	H	20	43	275
1957	Furman	W	A	14	27	274
2002	North Carolina	W	A	12	20	274
1992	Maryland	L	A	25	55	273
1997	Duke	W	H	12	21	273
1999	Wake Forest	W	A	26	40	273
2008	The Citadel	W	H	21	29	273
2003	Florida State	W	H	17	27	272
2006	Kentucky	L	N	23	39	272
1987	NC State	L	H	21	54	271
2011	Troy	W	H	21	31	271
1981	Maryland	W	H	20	29	270
2011	Maryland	W	A	26	38	270
2013	Georgia	W	H	18	30	270



200-YARD TEAM PASSING GAMES



C.J. SPILLER HAD 17 OF CLEMSON'S 200 PASSING YARDS IN THE WIN AT NC STATE IN 2009.

1970	Florida State	L	A	24	48	237
2008	Florida State	L	A	20	35	237
1984	Duke	W	H	12	19	235
2009	Virginia	W	H	19	26	234
2019	LSU	L	N	18	37	234
1984	Virginia	W	A	13	23	233
2018	Georgia Tech	W	A	19	30	232
2019	Florida State	W	H	24	38	232
1991	South Carolina	W	A	13	15	231
1998	Duke	L	A	19	40	231
2010	Wake Forest	W	A	19	25	231
2019	Charlotte	W	H	17	25	231
1991	Maryland	W	H	14	25	230
1970	Virginia	W	H	18	28	229
2007	South Carolina	W	A	28	39	229
1971	NC State	L	H	16	32	227
1973	Virginia	W	H	15	23	227
1993	Florida State	L	A	16	32	227
2008	South Carolina State	W	H	22	31	227
2018	Wake Forest	W	A	25	30	227
2007	Boston College	L	H	26	40	226
1969	Georgia	L	H	20	40	225
2013	South Carolina	L	A	19	28	225
1950	Duquesne	W	H	8	20	223
2002	Virginia	L	A	23	33	223
2000	The Citadel	W	H	21	33	222
2006	Temple	W	N	12	13	222
2019	Georgia Tech	W	H	18	30	221
1981	Wake Forest	W	H	11	19	220
1985	Virginia Tech	W	A	17	30	220
2000	NC State	W	H	18	30	220
2010	Auburn	L	A	20	34	220
2021	Louisville	W	A	18	31	220
2001	Maryland	L	A	18	37	218
2015	Oklahoma	W	N	17	32	218
1969	Georgia Tech	W	A	16	32	216
1978	Maryland	W	A	8	17	216
2005	Duke	W	H	14	24	216
1987	Penn State	W	N	15	24	214
2006	Wake Forest	W	A	20	30	214
2010	North Carolina	L	A	21	39	214
2010	NC State	W	H	20	30	214
1979	Baylor	L	N	17	34	213
1995	Virginia	L	H	19	36	213
2005	Texas A&M	W	H	16	24	213
1968	NC State	W	A	11	19	212
1973	North Carolina	W	A	12	17	212
1975	Duke	L	A	12	15	212
1995	Western Carolina	W	H	13	19	212
2000	Duke	W	A	12	23	212
2009	South Carolina	L	A	22	42	212
2001	Wake Forest	W	A	16	27	211
1989	Virginia	W	H	14	22	210
2021	Wake Forest	W	H	12	20	210
1993	UNLV	W	H	12	17	209
2002	Ball State	W	H	21	29	209
2014	Syracuse	W	H	24	35	209
1941	South Carolina	L	A	10	20	208
1978	Wake Forest	W	H	11	19	208
1999	North Carolina	W	H	15	26	208
2002	Wake Forest	W	H	22	35	208
2012	Auburn	W	N	24	35	208
1966	Wake Forest	W	A	10	22	207
1980	North Carolina	L	H	11	19	207
2000	Georgia Tech	L	H	15	27	207
2017	Georgia Tech	W	H	22	33	207
2021	Boston College	W	H	13	28	207
1997	Virginia	L	H	26	33	206
2008	Nebraska	L	N	17	37	206
2019	North Carolina	W	A	18	30	206
1992	North Carolina	W	H	13	23	205
2005	Colorado	W	N	21	29	205
1999	Virginia Tech	L	A	28	44	204
2001	South Carolina	L	A	15	29	204
2011	Virginia Tech	W	A	13	32	204
2017	Syracuse	L	A	22	32	204
2013	Florida State	L	H	22	45	203
2014	Georgia	L	A	18	33	203
1947	Presbyterian	W	H	9	14	202
1998	Furman	W	H	12	15	202
2010	Presbyterian	W	H	11	20	202
2016	Wake Forest	W	A	23	33	202
1962	NC State	W	A	11	22	201
1969	Alabama	L	H	16	29	201
1984	Wake Forest	W	A	17	26	201
1973	Wake Forest	W	H	10	25	200
2009	NC State	W	A	13	19	200

Note: Clemson's record when totaling at least 200 passing yards is 214-73.

2005	Florida State	W	H	21	33	269
2007	NC State	W	A	25	39	268
2019	Texas A&M	W	H	24	35	268
2014	NC State	W	H	17	30	267
2007	Wake Forest	W	H	27	36	266
2014	South Carolina	W	H	15	21	266
1989	Georgia Tech	L	H	21	33	265
2016	Ohio State	W	N	24	37	265
2017	Wake Forest	W	H	29	41	263
2008	NC State	W	H	20	28	262
2021	South Carolina State	W	H	23	39	262
2009	Georgia Tech	L	A	15	32	261
2011	Wofford	W	H	18	29	261
1980	Virginia Tech	W	H	14	27	260
2019	Ohio State	W	N	18	33	259
1953	Auburn	L	H	10	21	258
2004	Miami (Fla.)	W	A	21	37	258
1946	Tulane	L	A	15	29	256
1967	Auburn	L	A	18	43	255
2001	Georgia Tech	W	A	18	32	254
2017	Miami (Fla.)	W	N	25	34	254
2019	Louisville	W	A	22	33	253
1971	Virginia	W	A	9	18	252
1999	Maryland	W	A	16	23	252
2008	Boston College	W	A	21	33	252
2015	App State	W	H	21	31	252
2001	Virginia	L	A	25	34	251
2006	Maryland	L	H	18	27	251

2018	Duke	W	H	21	39	251
1997	App State	W	H	20	31	250
1997	NC State	W	A	20	32	250
2011	West Virginia	L	N	24	47	250
1999	South Carolina	W	A	14	27	249
2002	Louisiana Tech	W	H	26	44	249
1983	NC State	W	H	17	26	248
2016	Auburn	W	A	19	34	248
1989	Wake Forest	W	H	15	26	247
1991	Georgia	L	A	19	38	246
2003	Tennessee	W	N	22	40	246
2005	NC State	W	A	22	31	246
2010	South Florida	L	N	24	41	246
1978	The Citadel	W	H	15	17	245
1970	Duke	L	H	23	39	244
1977	Virginia	W	H	13	23	244
1999	Marshall	L	H	27	42	244
2013	NC State	W	A	24	37	244
1975	North Carolina	W	A	12	19	243
2000	Virginia Tech	L	N	21	44	243
2020	The Citadel	W	H	19	27	243
1970	Wake Forest	L	H	21	36	242
2009	Florida State	W	H	18	30	242
1997	UTEP	W	H	18	28	241
1981	Duke	W	A	14	20	240
2011	Virginia Tech	W	N	20	30	240
1995	Wake Forest	W	A	18	25	239
2010	Florida State	L	A	28	44	239

OFFENSIVE TEAM SEASON BESTS

WINS		
1.	2018	15-0
2.	2015	14-1
	2016	14-1
	2019	14-1
5.	1981	12-0
	2017	12-2
7.	1948	11-0
	1978	11-1
	2012	11-2
	2013	11-2
11.	1987	10-2
	1988	10-2
	1989	10-2
	1990	10-2
	2011	10-4
	2014	10-3
	2020	10-2
	2021	10-3

WINNING PERCENTAGE		
1.	2018	15-0 100.0
	1981	12-0 100.0
	1948	11-0 100.0
	1900	6-0 100.0
5.	1950	9-0-1 95.0
6.	2015	14-1 93.3
	2016	14-1 93.3
	2019	14-1 93.3
9.	1978	11-1 91.7
10.	1939	9-1 90.0

Note: Minimum six games.

PLAYS		
1.	2016	1221
2.	2015	1207
3.	2018	1076
4.	2019	1075
5.	2012	1062
6.	2011	1055
7.	2017	1048
8.	2013	1037
9.	2014	990
10.	2007	963

PLAYS PER GAME		
1.	2012	81.7
2.	2016	81.4
3.	2015	80.5
4.	2013	79.8
5.	1978	78.8
6.	2000	77.6
7.	1999	76.7
8.	1991	76.5
9.	1986	76.4
10.	2014	76.2

YARDS PER PLAY		
1.	2019	7.38
2.	2018	7.35
3.	2020	6.69
4.	2006	6.50
5.	2015	6.39
6.	2013	6.36
7.	2012	6.28
8.	2016	6.18
9.	1950	6.16
10.	2011	5.85

YARDS		
1.	2019	7931
2.	2018	7908
3.	2015	7718
4.	2016	7552
5.	2012	6665
6.	2013	6600
7.	2011	6171
8.	2020	6028
9.	2017	6014
10.	2003	5467

YARDS PER GAME		
1.	2019	528.7
2.	2018	527.2
3.	2015	514.5
4.	2012	512.7
5.	2013	507.7
6.	2016	503.5
7.	2020	502.3

8.	2011	440.8
9.	2000	436.8
10.	2001	432.0

CARRIES		
1.	1978	741
2.	1979	725
3.	1981	705
	1986	705
5.	2015	679
6.	1989	678
7.	1988	673
8.	1990	667

CARRIES PER GAME		
1.	1978	61.8
2.	1979	60.4
3.	1981	58.8
	1986	58.8
5.	1963	56.5
	1989	56.5
7.	1982	56.2

RUSHING YARDS		
1.	2018	3723
2.	2019	3606
3.	1978	3469
4.	2015	3345
5.	1986	3245
6.	1988	3241
7.	1991	3019
8.	1981	2977
9.	1987	2972
10.	1990	2956

YARDS PER CARRY		
1.	2018	6.55
2.	2019	6.37
3.	2006	5.72
4.	1941	5.07
5.	1950	5.02
6.	2015	4.93
7.	1949	4.89
8.	1992	4.88
9.	1988	4.82
10.	2009	4.81

RUSH YARDS PER GAME		
1.	1978	289.1
2.	1950	280.5
3.	1986	270.4
4.	1988	270.1
5.	1992	257.1
6.	1991	251.6
7.	1983	250.2

COMPLETIONS		
1.	2016	422
2.	2015	356
3.	2013	341
4.	2018	328
5.	2019	326
	2020	326
7.	2012	318
8.	2011	311
9.	2017	309
10.	2003	300

COMPLETIONS PER GAME		
1.	2016	28.1
2.	2020	27.2
3.	2013	26.2
4.	2012	24.5
5.	2015	23.7
6.	2003	23.1
7.	2007	22.7
8.	2014	22.5
9.	2011	22.2
10.	2017	22.1

PASS ATTEMPTS		
1.	2016	629
2.	2015	528
3.	2011	525
4.	2019	509
5.	2018	508
6.	2013	493
7.	2003	490
	2020	490



SAMMY WATKINS WAS A BIG REASON THE 2013 TIGERS SET A SCHOOL RECORD WITH A 164.2 PASSING EFFICIENCY.

9.	2012	474
10.	2017	470

PASS ATTEMPTS PER GAME		
1.	2016	41.9
2.	2020	40.8
3.	2013	37.9
4.	2003	37.7
5.	2011	37.5
6.	2012	36.5
7.	2002	35.5
8.	1999	35.3
9.	2015	35.2
10.	2007	35.0

PASSING YARDS		
1.	2016	5009
2.	2015	4373
3.	2013	4330
4.	2019	4325
5.	2018	4185
6.	2020	4182
7.	2012	4181
8.	2011	3952
9.	2003	3687
10.	2014	3404

PASS YARDS PER GAME		
1.	2020	348.5
2.	2016	333.9
3.	2013	333.1
4.	2012	321.6
5.	2015	291.5
6.	2019	288.3
7.	2003	283.6
8.	2011	282.3
9.	2018	279.0
10.	2014	261.8

COMPLETION PERCENTAGE		
1.	2013	69.2
2.	2015	67.4
3.	2016	67.1
4.	2012	67.1
5.	2020	66.5
6.	2005	65.8
7.	2017	65.7
8.	2007	64.8
9.	2014	64.7
10.	2018	64.6

PASS EFFICIENCY		
1.	2013	164.2
2.	2012	163.1
3.	2019	157.4
4.	2020	156.7
5.	2018	154.7
6.	2015	153.2
7.	2016	152.2
8.	1950	148.0
9.	2007	142.1
10.	1989	139.8

INTERCEPTION AVOIDANCE		
1.	2020	1.22
2.	2007	1.32
3.	2018	1.57
4.	2017	1.91
5.	2019	1.96
6.	1988	1.99
7.	1992	2.05
8.	2011	2.29
9.	1990	2.33
10.	2013	2.43

TOUCHDOWNS		
1.	2018	90
2.	2019	88
3.	2016	75
4.	2015	71
5.	2013	69
6.	2012	68
7.	2020	67
8.	2017	62
9.	2011	58
10.	2000	55
	2006	55

POINTS		
1.	2018	664
2.	2019	659
3.	2016	588
4.	2015	577
5.	2012	533
6.	2013	522
	2020	522
8.	2011	470
9.	2017	466
10.	2009	436

POINTS PER GAME		
1.	2018	44.3

2.	2019	43.9
3.	2020	43.5
4.	2012	41.0
5.	2013	40.2
6.	2016	39.2
7.	2015	38.5
8.	2000	34.7
9.	1950	34.4
10.	2011	33.6

SCORING MARGIN		
1.	1900	+35.3
2.	2018	+31.1
3.	1901	+30.4
	2019	+30.4
5.	1950	+26.7
6.	1903	+24.2
7.	2020	+23.3
8.	1898	+22.5
9.	2016	+21.2
10.	1978	+19.8

PUNTING AVERAGE		
1.	1984	44.0
2.	1990	43.7
3.	1983	43.3
4.	1979	43.0
5.	1989	42.7
6.	2010	42.5
7.	2014	42.4
8.	2020	42.4

NET PUNTING AVERAGE		
1.	1984	42.7
2.	2019	41.4
3.	2010	40.5
4.	1983	40.3
5.	2014	40.2
6.	2021	39.6
7.	2020	39.5
8.	1981	39.4
9.	1989	39.3
10.	1979	39.0

PUNT RETURN AVERAGE		
1.	1948	17.1
2.	1954	16.3
3.	1961	15.9
4.	2000	15.0
5.	1970	14.9
6.	2009	14.4

7.	1938	14.2
8.	1987	13.6
9.	1993	12.9

KICKOFF RETURN AVERAGE		
1.	2003	27.7
2.	2004	27.1
3.	2006	25.4
4.	2021	24.9
5.	2002	24.3
6.	2007	23.9
7.	1997	23.9
8.	1959	23.9
9.	2009	23.8
10.	1968	23.4

FIRST DOWNS		
1.	2016	403
2.	2015	393
	2019	393
4.	2018	358
5.	2012	341
6.	2013	327
7.	2011	315
8.	2017	309
9.	2003	303
10.	2020	295

FIRST DOWNS PER GAME		
1.	2016	26.9
2.	2012	26.2
3.	2015	26.2
	2019	26.2
5.	2013	25.2
6.	2020	24.6
7.	2018	23.9
8.	2001	23.5
9.	2003	23.3
10.	2000	22.8

FEWEST TURNOVERS		
1.	1940	8
2.	1938	10
3.	1994	12
	2007	12
5.	1988	13
	1989	13
7.	2005	15
	2019	15
	2020	15
10.	2017	16

FEWEST TURNOVERS PER GAME		
1.	1940	0.88
2.	2007	0.92
3.	2019	1.00
4.	1988	1.08
	1989	1.08
6.	1994	1.09
7.	1938	1.11
8.	2018	1.13
9.	2017	1.14
10.	2020	1.25

TURNOVER MARGIN		
-----------------	--	--

DEFENSIVE TEAM SEASON BESTS

PLAYS	
1.	1943 462
2.	1940 468
3.	1941 487
4.	1946 489
5.	1938 491
6.	1953 516
7.	1939 519
	1944 519

PLAYS PER GAME	
1.	1939 51.9
2.	1940 52.0
3.	1954 52.8
4.	1945 53.3
5.	1941 54.1
6.	1946 54.3
7.	1963 54.4

YARDS PER PLAY	
1.	1939 3.03
2.	1954 3.34
3.	1963 3.40
4.	1990 3.52
5.	1940 3.53
6.	1959 3.53
7.	1938 3.55

YARDS PER GAME	
1.	1939 157.5
2.	1954 176.1
3.	1948 177.2
4.	1940 183.6

5.	1963 184.7
6.	1945 193.2
7.	1938 193.3

CARRIES	
1.	1941 334
2.	1946 336
3.	1940 339
4.	1963 344
5.	1943 349
6.	1945 364

CARRIES PER GAME	
1.	1986 32.8
2.	1990 33.5
	1991 33.5
4.	2021 33.8
5.	2008 34.1
6.	1963 34.4
7.	1995 34.6
8.	1987 34.7
9.	2007 34.8

RUSHING YARDS	
1.	1991 733
2.	1990 848
3.	1941 904
4.	1987 912
5.	1963 931
6.	1954 969
7.	1997 970
8.	1982 1068

OVERTIME GAMES (7-8)						Deciding Play	
Date	Opponent	Site	W-L	Score	OT		
11-8-97	Duke	H	W	29-20	1	*Rahim Abdullah 63 interception return	
9-29-01	Georgia Tech	A	W	47-44	1	*Woodrow Dantzler 11 run	
10-11-03	Virginia	H	W	30-27	1	*Kevin Youngblood 4 pass from Charlie Whitehurst	
9-4-04	Wake Forest	H	W	37-30	2	Kyle Browning 11 pass from Charlie Whitehurst	
11-6-04	Miami (Fla.)	A	W	24-17	1	Reggie Merriweather 2 run	
9-17-05	Miami (Fla.)	H	L	30-36	3	Tyrone Moss 25 run	
9-24-05	Boston College	H	L	13-16	1	*Brian Toal 1 run	
9-9-06	Boston College	A	L	33-34	2	L.V. Whitworth 6 run, *Ryan Ohliger extra point	
12-31-07	Auburn	N1	L	20-23	1	*Kodi Burns 7 run	
10-24-09	Miami (Fla.)	A	W	40-37	1	*Jacoby Ford 26 pass from Kyle Parker	
9-18-10	Auburn	A	L	24-27	1	Wes Byrum 39 FG	
9-20-14	Florida State	A	L	17-23	1	*Karl Williams 12 run	
10-15-16	NC State	H	W	24-17	1	Artavis Scott 10 pass from Deshaun Watson	
11-7-20	Notre Dame	A	L	40-47	2	Kyren Williams 3 run	
9-25-21	NC State	A	L	21-27	2	D. Carter 22 pass from Leary	

* - score ended game; N1 - Atlanta, Ga.; Note: Home games in bold.

RUSH YARDS PER GAME	
1.	1991 61.1
2.	1990 70.9
3.	1987 82.6
4.	1997 88.2
5.	1963 93.1
6.	2018 96.3
7.	2021 96.3
8.	1989 96.9
9.	1954 96.9

YARDS PER CARRY	
1.	1991 1.82
2.	1990 2.11
3.	1987 2.42
4.	1954 2.50
5.	2018 2.51
6.	1981 2.54
7.	1982 2.67
8.	1997 2.68

COMPLETIONS	
1.	1939 32
2.	1938 39
3.	1940 46
4.	1956 48
5.	1942 49
	1955 49
	1957 49

COMPLETIONS PER GAME	
1.	1939 3.2
2.	1938 4.3
3.	1956 4.4
4.	1942 4.9
	1955 4.9
	1957 4.9
7.	1940 5.1

PASS ATTEMPTS	
1.	1938 105
2.	1939 109
3.	1944 109
4.	1943 113
5.	1956 124
6.	1940 129
	1957 129

PASS ATTEMPTS PER GAME	
1.	1939 10.9
2.	1959 11.3
3.	1938 11.7
4.	1944 12.1
5.	1975 12.5
6.	1957 12.9
7.	1955 13.4

PASSING YARDS	
1.	1939 449
2.	1956 526
3.	1938 531
4.	1940 558
5.	1957 597
6.	1942 724
7.	1954 792

PASS YARDS PER GAME	
1.	1938 33.0
2.	1939 44.9
3.	1956 52.6
4.	1957 59.7
5.	1944 71.0
6.	1942 72.4

COMPLETION PERCENTAGE	
1.	1939 29.4
2.	1951 34.7
3.	1945 35.5

4.	1940 35.7
	1953 35.7
6.	1944 36.7
7.	1955 37.0

PASS EFFICIENCY	
1.	1951 48.7
2.	1956 55.0
3.	1950 59.1
4.	1964 76.7
5.	1952 81.0
6.	1978 81.7
7.	1981 81.9
8.	1971 86.6

INTERCEPTIONS	
1.	1951 25
2.	1978 24
3.	1981 23
4.	1950 22
	1995 22
6.	1948 21
	1977 21
	1989 21
	2002 21
	2009 21

INTERCEPTIONS PER GAME	
1.	1951 2.27
2.	1950 2.20
3.	1940 2.11
4.	1978 2.00
5.	1981 1.91
6.	1948 1.91
7.	1945 1.90
	1964 1.90

INTERCEPTION RETURN YARDS	
1.	2008 368
2.	1951 363
3.	1959 349
4.	1970 344
5.	2009 342
6.	2018 328
7.	1978 327
8.	1987 318

TOUCHDOWNS ALLOWED	
1.	1939 6
2.	1940 8
3.	1950 11
	1956 11
	1979 11
	1981 11
	1990 11
8.	1967 15

POINTS ALLOWED PER GAME	
1.	1939 4.5
2.	1938 6.2
3.	1948 6.9
4.	1945 7.3
5.	1956 7.4
6.	1950 7.6
7.	1957 7.8

TURNOVERS FORCED	
1.	1981 41
2.	1950 40
3.	1978 38
	1983 38
	1989 38
6.	1973 37
	1977 35
	1982 35

TURNOVERS FORCED PER GAME	
1.	1943 4.00
	1950 4.00
3.	1952 3.56
4.	1983 3.45
5.	1981 3.42
6.	1945 3.40
	1964 3.40
	1968 3.40

SACKS	
1.	2018 54
2.	2016 49
3.	2015 48
4.	1999 47
	2019 47
6.	1996 46
	1992 46
	2017 46
	2020 46

SACKS PER GAME	
1.	1992 4.18
2.	1999 3.92
3.	1996 3.83
	2020 3.83
5.	2004 3.81
6.	1984 3.73

TACKLES FOR LOSS	
1.	2018 136
2.	2014 131
3.	2016 130
4.	2015 126
5.	2013 122
6.	1991 119
	2019 119
8.	1990 116
9.	2004 112
	1996 112

TACKLES FOR LOSS PER GAME	
1.	2004 10.2
2.	2014 10.1
3.	1991 9.9
4.	1990 9.7
5.	2013 9.4
6.	1996 9.3
7.	2020 9.1
8.	2018 9.1
9.	1992 8.6

Note: **Bold** denotes under Dabo Swinney as a full-time head coach.

BRENTSON BUCKNER, WHO HAD EIGHT OF CLEMSON'S 46 SACKS IN 1992, WAS A BIG REASON THAT TEAM'S 4.18 SACKS PER GAME IS FIRST IN SCHOOL HISTORY.



INDIVIDUAL RECORDS

RUSHING

CARRIES

Game: 36, Jim Shirley vs. NC State, 10-6-1951; Ray Yauger vs. Wake Forest, 10-18-1969; Raymond Priester vs. Maryland, 10-25-1997
Season: 283, Wayne Gallman, 2015
Career: 805, Raymond Priester, 1994-97

CONSECUTIVE CARRIES

Game: 12, Raymond Priester vs. Maryland, 10-25-1997

RUSHING YARDS

Half: 240, Don King vs. Fordham (1st half), 11-8-1952
Game: 263, Raymond Priester vs. Duke, 11-11-1995
Season: 1,658, Travis Etienne, 2018
Career: 4,952, Travis Etienne, 2017-20

RUSHING YARDS PER GAME

Season: 112.1, Raymond Priester, 1996 (1,345 in 12 games)
Career: 90.0, Travis Etienne, 2017-20 (4,952 in 55 games)

YARDS PER CARRY

Game: (Min. 5 Carries) 30.4, Ken Moore (5-152) vs. The Citadel, 11-27-1954
Season: (Min. 200 Yards) 9.9, Derrick Hamilton, 2002 (21-208) (Min. 300 Yards) 8.8, Lyn-J Dixon, 2018 (62-547) (Min. 600 Yards) 8.1, Travis Etienne, 2018 (204-1658)
Career: (Min. 1,000 Yards) 7.2 by Travis Etienne, 2017-20 (686-4952) (Min. 2,000 Yards) 7.2 by Travis Etienne, 2017-20 (686-4952)

100-YARD GAMES

Season: 9, Wayne Gallman, 2015
Career: 20, Travis Etienne, 2017-20

CONSECUTIVE 100-YARD GAMES

Season: 6, Travis Etienne, 2019
Career: 6, Travis Etienne, 2019
By a QB: 4, Woodrow Dantzler, 2000

100-YARD GAMES VS. ONE OPPONENT

Career: 3, Kenny Flowers vs. Duke, 1983-85; Wayne Gallman vs. South Carolina, 2014-16; Travis Etienne vs. Wake Forest, 2018-20

200-YARD GAMES

Season: 2, Terrence Flagler, 1986; Travis Etienne, 2019
Career: 3, Travis Etienne, 2017-20

RUSHING YARDS IN A SERIES IN A SEASON

2 Games: 387, Terrence Flagler, 1986
3 Games: 520, Woodrow Dantzler, 2000
4 Games: 654, Travis Etienne, 2018
5 Games: 752, Travis Etienne, 2019
6 Games: 873, Travis Etienne, 2019

RUSHING YARDS BY A FRESHMAN

Game: 234, Don King vs. Fordham, 11-8-1952
Season: 973, Terry Allen, 1987

RUSHING YARDS BY A QUARTERBACK

Game: 220, Woodrow Dantzler vs. Virginia, 9-23-2000
Season: 1,105, Deshaun Watson, 2015
Career: 2,761, Woodrow Dantzler, 1998-01

RUSHING YARDS BY TWO PLAYERS

Game: 358, Raymond Priester (263) & Nealon Greene (95) vs. Duke, 11-11-1995
Season: 2,632, Wayne Gallman (1,527) & Deshaun Watson (1,105), 2015
Career: 5,819, Travis Zachery (3,058) & Woodrow Dantzler (2,761), 1998-01

° - two players in the same senior class

RUSHING TOUCHDOWNS

Game: 5, Stumpy Banks vs. Furman, 10-13-1917; Maxcey Welch vs. Newberry, 10-17-1930
Season: 24, Travis Etienne, 2018
Career: 70, Travis Etienne, 2017-20

PASSING

PASSING ATTEMPTS

Half: 46, Rodney Williams vs. NC State (2nd), 10-24-1987
Game: 70, Deshaun Watson vs. Pittsburgh, 11-12-2016
Season: 579, Deshaun Watson, 2016
Career: 1,402, Tajh Boyd, 2010-13

PASSING ATTEMPTS PER GAME

Season: 38.6, Deshaun Watson, 2016 (579 in 15 games)
Career: 31.8, Deshaun Watson, 2014-16 (1,207 in 38 games)

COMPLETIONS

Game: 52, Deshaun Watson vs. Pittsburgh, 11-12-2016
Consecutive Games: 75, Deshaun Watson, vs. Pittsburgh, Wake Forest, 2016

Three Consecutive Games: 102, Deshaun Watson, vs. Pittsburgh, Wake Forest, South Carolina, 2016

Consecutive Games With 20: 6, Charlie Whitehurst, 2003; Deshaun Watson, 2015

Season: 388, Deshaun Watson, 2016
Career: 901, Tajh Boyd, 2010-13

COMPLETIONS PER GAME

Season: 25.9, Deshaun Watson, 2016 (388 in 15 games)
Career: 21.4, Deshaun Watson, 2014-16 (814 in 38 games)

CONSECUTIVE COMPLETIONS

Game: 18, Trevor Lawrence vs. South Carolina, 11-30-2019
Season: 19, Deshaun Watson, 2016 (last 9 vs. South Carolina, first 10 vs. Virginia Tech)

CONSECUTIVE GAMES COMPLETING A PASS

Season: 15, Deshaun Watson, 2015,16; Trevor Lawrence, 2018,19
Career: 46, Rodney Williams, 1985-88

COMPLETION PERCENTAGE

Game: (Min. 9 Att.) 100.0, Steve Fuller vs. The Citadel, 9-16-1978 (9-9)
 (Min. 15 Att.) 95.0, Cole Stoudt vs. South Carolina State, 9-7-2013 (19-20)
 (Min. 20 Att.) 95.0, Cole Stoudt vs. South Carolina State, 9-7-2013 (19-20)
Season: (Min. 100 Att.) 68.5, Tajh Boyd, 2013 (283-413)
Career: (Min. 200 Att.) 67.4, Deshaun Watson, 2014-16 (814-1207)

PASSING YARDS

Game: 580*, Deshaun Watson vs. Pittsburgh, 11-12-2016
Season: 4,593*, Deshaun Watson, 2016
Career: 11,904, Tajh Boyd, 2010-13

PASSING YARDS PER GAME

Season: 315.3, Trevor Lawrence, 2020
Career: 267.4, Deshaun Watson, 2014-16

PASSING YARDS IN CONSECUTIVE GAMES

2 Games: 789, Tajh Boyd, 2013
3 Games: 1,135, Deshaun Watson, 2016
4 Games: 1,513, Deshaun Watson, 2016
5 Games: 1,783, Deshaun Watson, 2016
6 Games: 2,096, Deshaun Watson, 2016

YARDS PER COMPLETION

Game: (Min. 8 Comp.) 28.0, Tommy Kendrick vs. Virginia, 10-16-1971 (9-252)
Season: (Min. 45 Comp.) 21.3, Bobby Gage, 1947 (47-1002)
Career: (Min. 100 Comp.) 19.9, Bobby Gage, 1945-48 (123-2448)

YARDS PER PASSING ATTEMPT

Game: (Min. 10 Att.) 22.27, Bobby Gage vs. Furman, 11-8-1947 (11-245)
Season: (Min. 100 Att.) 10.70, Deshaun Watson, 2014 (137-1466)
Career: (Min. 200 Att.) 8.87, Trevor Lawrence, 2018-20 (758-1138)

200-YARD PASSING GAMES

Season: 13, Tajh Boyd, 2011; Deshaun Watson, 2016
Career: 35, Tajh Boyd, 2010-13

300-YARD PASSING GAMES

Season: 7, Tajh Boyd, 2012,13; Deshaun Watson, 2016
Career: 18, Tajh Boyd, 2010-13

PASSING TOUCHDOWNS

Half: 5, Tajh Boyd vs. Wake Forest, 10-25-2012 (1st); Tajh Boyd vs. Duke, 11-3-2012 (1st); Tajh Boyd vs. The Citadel, 11-23-2013 (1st); Trevor Lawrence vs. Georgia Tech, 10-17-2020 (1st)
Game: 6, Deshaun Watson vs. North Carolina, 9-27-2014; Deshaun Watson vs. South Carolina, 11-26-2016
Season: 41, Deshaun Watson, 2016
Career: 107, Tajh Boyd, 2010-13

PASSING TOUCHDOWNS PER GAME

Season: 2.73, Deshaun Watson, 2016 (41 in 15 games)
Career: 2.37, Deshaun Watson, 2014-16 (90 in 38 games)

PASS EFFICIENCY RATING

Game: (Min. 10 Att.) 310.7, Bobby Gage vs. Furman, 11-8-1948 (9-11-245-1-2)
 (Min. 20 Att.) 261.9, Tajh Boyd vs. Syracuse, 10-5-2013 (20-27-455-2-5)
Season: (Min. 100 Att.) 188.6, Deshaun Watson, 2014
Career: (Min. 300 Att.) 164.3, Trevor Lawrence, 2018-20

PASSES HAD INTERCEPTED

Game: 5, Don King vs. Auburn, 11-21-1953
Season: 20, Tommy Kendrick, 1969
Career: 46, Charlie Whitehurst, 2002-05

LOWEST INTERCEPTION PERCENTAGE

Season: (Min. 75 Att.) 0.00, DJ Uiagalelei, 2020 (0 in 117 attempts)
Career: (Min. 100 Att.) 1.49, Trevor Lawrence, 2018-20 (17 in 1,138 attempts)

CONSECUTIVE PASSES WITHOUT AN INTERCEPTION

Start of Career: 165, Cullen Harper, 2005-07
Season: 239, Trevor Lawrence, 2019
Career: 366, Trevor Lawrence, 2019-20

WINS AS A STARTING QUARTERBACK

FY Freshman: 11, Trevor Lawrence, 2018
FY Starter: 12, Kelly Bryant, 2017
Season: 14, Deshaun Watson, 2015,16; Trevor Lawrence, 2019
Career: 34, Trevor Lawrence, 2018-20

WINNING PERCENTAGE AS A STARTING QUARTERBACK

Season: 100.0, Homer Jordan, 1981 (12-0)
Career: (Min. 15 Games) 94.4, Trevor Lawrence, 2018-20 (34-2)

TOP-25 WINS AS A STARTING QUARTERBACK

Season: 6, Kelly Bryant, 2017
Career: 9, Deshaun Watson, 2014-16; Trevor Lawrence, 2018-20

STARTS AT QUARTERBACK

Career: 44, Rodney Williams, 1985-88

CONSECUTIVE STARTS AT QUARTERBACK

Career: 40, Tajh Boyd, 2011-13

TOTAL OFFENSE

TOTAL OFFENSE PLAYS

Game: 79, Tajh Boyd vs. LSU, 12-31-2012
Season: 745, Deshaun Watson, 2016
Career: 1,907, Tajh Boyd, 2010-13 (1,402 passes, 505 rushes)

TOTAL OFFENSE YARDS

Game: 588, Deshaun Watson vs. Pittsburgh, 11-12-2016
Season: 5,219, Deshaun Watson, 2016
Career: 13,069, Tajh Boyd, 2010-13
vs. One Team/Career: 1,255, Tajh Boyd vs. Wake Forest, 2010-13

TOTAL OFFENSE YARDS PER GAME

Season: 347.9, Deshaun Watson, 2015
Career: 318.3, Deshaun Watson, 2014-16

TOTAL OFFENSE YARDS PER PLAY

Game: 12.9, Tajh Boyd vs. Syracuse, 10-5-2013 (35 plays, -5 rush, 455 pass for 450 yards)
Season: 8.3, Trevor Lawrence, 2020 (402 plays, 203 rush, 3,153 pass for 3,356 yards)
Career: 8.1, Trevor Lawrence, 2018-20 (1,369 plays, 943 rush, 10,098 pass for 11,041 yards)
 Note: Only quarterbacks listed.

200-YARD TOTAL OFFENSE GAMES

Season: 14, Deshaun Watson, 2015,16
Career: 36, Tajh Boyd, 2010-13

300-YARD TOTAL OFFENSE GAMES

Season: 11, Deshaun Watson, 2016
Career: 22, Tajh Boyd, 2010-13; Deshaun Watson, 2014-16

100-YARD RUSHING, 300-YARD TOTAL OFFENSE GAMES

Season: 5, Woodrow Dantzler, 2001; Deshaun Watson, 2015
Career: 11, Woodrow Dantzler, 1998-01



INDIVIDUAL RECORDS

RECEIVING

RECEPTIONS

Game: 16, Sammy Watkins vs. Ohio State, 1-3-2014
Season: 101, Sammy Watkins, 2013
Career: 245, Artavis Scott, 2014-16

RECEPTIONS PER GAME

Season: 7.77 by Sammy Watkins, 2013 (101 in 13 games)
Career: 6.67 by Sammy Watkins, 2011-13 (240 in 36 games)

RECEIVING YARDS

Half: 177, Sammy Watkins vs. Wake Forest, 10-25-2012 (1st)
Game: 227, Sammy Watkins vs. Ohio State, 1-3-2014
Season: 1,464, Sammy Watkins, 2013
Career: 3,391, Sammy Watkins, 2011-13

RECEIVING YARDS PER GAME

Season: 112.6 by Sammy Watkins, 2013 (1,464 in 13 games)
Career: 94.2 by Sammy Watkins, 2011-13 (3,391 in 36 games)

100-YARD RECEIVING GAMES

Season: 8, Sammy Watkins, 2013
Career: 15, Sammy Watkins, 2011-13
Consecutive: 3, Charlie Waters, 1969; Tony Horne, 1997; Rod Gardner, 2000; DeAndre Hopkins, 2011-12; Sammy Watkins, 2011,13; Cornell Powell, 2020

YARDS PER RECEPTION

Game: (Min. 5 rec.) 35.2, Martavis Bryant vs. Georgia Tech, 11-14-2013 (5-176)
Season: (Min. 10 rec.) 32.1, Gary Cooper, 1988 (13-417)
(Min. 20 rec.) 21.7, Justyn Ross, 2018 (46-1000)
Career: (Min. 35 rec.) 22.2, Martavis Bryant, 2011-13 (61-1354)

RECEIVING TOUCHDOWNS

Quarter: 3, DeAndre Hopkins vs. Ball State, 9-8-2012 (2nd); DeAndre Hopkins vs. Duke, 11-3-2012 (1st)
Game: 3, Dreher Gaskin vs. Auburn, 11-21-1953; Tony Horne vs. UTEP, 10-4-1997; Rod Gardner vs. North Carolina, 10-21-2000; DeAndre Hopkins vs. Ball State, 9-8-2012; DeAndre Hopkins vs. Duke, 11-3-2012; Mike Williams vs. South Carolina, 11-26-2016; Diondre Overton vs. Boston College, 10-26-2019; Tee Higgins vs. Wake Forest, 11-16-2019; Tee Higgins vs. Virginia, 12-7-2019
Season: 18, DeAndre Hopkins, 2012
Career: 27, DeAndre Hopkins, 2010-12; Sammy Watkins, 2011-13; Tee Higgins, 2017-19

RECEPTIONS BY A RUNNING BACK

Game: 9, Jamie Harper vs. Florida State, 11-13-2010
Season: 48, Travis Etienne, 2020
Career: 123, C.J. Spiller, 2006-09

RECEIVING YARDS BY A RUNNING BACK

Game: 140, Travis Etienne vs. Boston College, 10-31-2020
Season: 588, Travis Etienne, 2020
Career: 1,420, C.J. Spiller, 2006-09

RECEPTIONS BY A TIGHT END

Game: 9, John McMakin vs. Florida State, 11-7-1970; Brandon Ford vs. LSU, 12-31-2012
Season: 50, Dwayne Allen, 2011
Career: 112, Jordan Leggett, 2013-16

RECEIVING YARDS BY A TIGHT END

Game: 122, Jordan Leggett vs. Florida State, 10-29-2016
Season: 736, Jordan Leggett, 2016
Career: 1,598, Jordan Leggett, 2013-16

RECEIVING TOUCHDOWNS BY A TIGHT END

Game: 2 by many
Season: 8, Dwayne Allen, 2011; Brandon Ford, 2012; Jordan Leggett, 2015
Career: 18, Jordan Leggett, 2013-16

CONSECUTIVE GAMES WITH A RECEPTION

Career: 43, Hunter Renfrow, 2015-18

INTERCEPTIONS

INTERCEPTIONS

Quarter: 3, Brian Dawkins vs. Duke, 11-11-1995
Game: 3, Kit Jackson vs. Wake Forest, 10-30-1965; Leomont Evans vs. NC State, 9-30-1995; Brian Dawkins vs. Duke, 11-11-1995; Alex Ardley vs. Maryland, 10-14-2000; Michael Hamlin vs. The Citadel, 9-6-2008
Season: 8, Robert O'Neal, 1989; Justin Miller, 2002; DeAndre McDaniel, 2009
Career: 17, Terry Kinard, 1979-82

INTERCEPTION RETURN YARDS

Game: 101, Willie Underwood vs. South Carolina, 11-22-1980
Season: 156, Don Kelley, 1970
Career: 275, Rex Varn, 1976-79

AVERAGE INTERCEPTION RETURN YARDS

Game: (Min. 2) 50.5, Willie Underwood vs. South Carolina, 11-22-1980 (2-101)
Season: (Min. 3) 52.0, Don Kelley, 1970 (3-156)
Career: (Min. 5) 36.0, K'Von Wallace, 2016-19 (5-180)

INTERCEPTION RETURNS FOR TOUCHDOWN

Game: 1 by many
Season: 3, Arlington Nunn, 1990
Career: 3, Arlington Nunn, 1987-90

INTERCEPTIONS BY A LINEBACKER

Game: 2, Johnny Rember vs. Western Carolina, 11-25-1982
Season: 6, Johnny Rember, 1982
Career: 8, Johnny Rember, 1981,82

PUNTING

PUNTS

Game: 13, Marion Butler vs. Wake Forest, 10-31-1942; Kevin Laird vs. Florida State, 10-17-1998
Season: 81, David Sims, 1979
Career: 292, Will Spiers, 2017-21

PUNTING AVERAGE

Game: (Min. 3 punts) 55.3, Dale Hatcher vs. Kentucky, 10-2-1982 (3-166)
Season: (Min. 25 punts) 44.5, Chris Gardocki, 1990 (58-2580)
Career: (Min. 50 punts) 43.5, Chris Gardocki, 1988-90 (151-6566)

NET PUNTING AVERAGE

Game: (Min. 4 punts) 51.0, Dawson Zimmerman vs. North Texas, 9-4-2010 (6 punts)
Season: (Min. 25 punts) 42.7, Dale Hatcher, 1984 (54 punts)
Career: (Min. 50 punts) 40.7, Dale Hatcher, 1981-84 (191 punts)

PUNTS OF 50+ YARDS

Game: 6, Banks McFadden vs. Tulane, 9-30-1939 (12 punts)
Season: 22, Banks McFadden, 1939 (65 punts)
Career: 59, Will Spiers, 2017-21 (292 punts)

PUNTS INSIDE THE 20

Game: 7, Kevin Laird vs. LSU, 12-28-1996
Season: 28, Bradley Pinion, 2014
Career: 108, Will Spiers, 2017-21

PUNTING YARDS

Game: 546, Kevin Laird vs. Virginia Tech, 9-12-1998
Season: 3,468, David Sims, 1979
Career: 12,095, Will Spiers, 2017-21

PUNT RETURNS

PUNT RETURNS

Game: 10, Shad Bryant vs. Furman, 11-25-1939
Season: 39, Amari Rodgers, 2018
Career: 88, Marion Butler, 1941-43,45

PUNT RETURN YARDS

Game: 167*, Don Kelley vs. Maryland, 10-31-1970 (4 returns)
Season: 487, Shad Bryant, 1938 (27 returns)
Career: 779, Shad Bryant, 1937-39

PUNT RETURN AVERAGE

Game: (Min. 2 Ret.) 51.0, Richie Luzzi vs. Georgia, 9-28-1968 (2-102)
(Min. 4 Ret.) 41.8*, Don Kelley vs. Maryland, 10-31-1970 (4-167)
Season: (Min. 10 Att) 16.9, Bobby Gage, 1948 (12-203)
Career: (Min. 20 Att.) 17.5, Streak Lawton, 1934-36 (26-456)

RETURN YARDS (PR & IR)

Game: 223*, Don Kelley vs. Maryland, 10-31-1970
Season: 545, Don Kelley, 1970
Career: 820, Shad Bryant, 1937-39 (779 PR, 41 IR)

TAKEAWAY RETURN YARDS (FR & IR)

Game: 101, Willie Underwood vs. South Carolina, 11-22-1980
Season: 160, Antwan Edwards, 1998 (104 FR, 56 IR)
Career: 299, Antwan Edwards, 1995-98 (104 FR, 195 IR)

PUNT RETURNS FOR TOUCHDOWN

Game: 1 by many
Season: 2, Shad Bryant, 1938; Don Kelley, 1970; Donnell Woolford, 1987
Career: 2, Shad Bryant, 1937-39; Don Kelley, 1969-71; Donnell Woolford, 1985-88; Justin Miller, 2002-04; Jacoby Ford, 2006-09

BLOCKED KICKS (PUNTS & PLACEKICKS)

Game: 2, Wingo Avery vs. The Citadel, 11-27-1954; Mitch Belton vs. Maryland, 9-23-1989; Rahim Abdullah vs. Auburn, 1-2-1998
Season: 3, Mitch Belton, 1989; Leomont Evans, 1995
Career: 4, Jarvis Jenkins, 2007-10

BLOCKED PUNTS

Quarter: 2, Mitch Belton vs. Maryland (2nd), 9-23-1989
Game: 2, Wingo Avery vs. The Citadel, 11-27-1954; Mitch Belton vs. Maryland, 9-23-1989; Rahim Abdullah vs. Auburn, 1-2-1998
Season: 3, Mitch Belton, 1989
Career: 3, Mitch Belton, 1989,90

BLOCKED PLACEKICKS

Game: 1 by many
Season: 2, Terrance Dixon, 1992; Jarvis Jenkins, 2010; Dexter Lawrence, 2016
Career: 4, Jarvis Jenkins, 2007-10

KICKOFF RETURNS

KICKOFF RETURNS

Game: 7, John Shields vs. Alabama, 1969; Sammy Watkins vs. West Virginia, 2011
Season: 33, Sammy Watkins, 2011
Career: 74, C.J. Spiller, 2006-09

KICKOFF RETURN YARDS

Game: 282, Justin Miller vs. Florida State, 2004 (6 returns)
Season: 826, Sammy Watkins, 2011
Career: 2,052, C.J. Spiller, 2006-09 (74 returns)

KICKOFF RETURNS FOR TOUCHDOWN

Game: 2, Justin Miller vs. Florida State, 2004
Consecutive Games: 2*, C.J. Spiller vs. Duke, Wake Forest, 2007
Season: 4*, C.J. Spiller, 2009
Career: 7*, C.J. Spiller, 2006-09

KICKOFF RETURN AVERAGE

Game: (Min. 2 ret.) 71.5, Derrick Hamilton vs. Maryland, 10-11-2001 (2-153)
Season: (Min 10 ret.) 35.1, Justin Miller, 2002 (13-456)
Career: (Min. 20 ret.) 30.7*, Justin Miller, 2002-04 (50-1534)

SCORING

POINTS

Game: 33, Maxcey Welch vs. Newberry, 1930
Season: 156, Travis Etienne, 2018
Career: 468, Travis Etienne, 2017-20

POINTS PER GAME

Season: 10.4, Travis Etienne, 2018 (156 in 15 games)
Career: 8.5, Travis Etienne, 2017-20 (468 in 55 games)

TOUCHDOWNS

Game: 5, Stumpy Banks vs. Furman, 10-13-1917 (all rushing), Maxcey Welch vs. Newberry, 10-17-1930 (all rushing)
Season: 26*, Travis Etienne, 2018 (24 rushing, 2 receiving)
Career: 78*, Travis Etienne, 2017-20 (70 rushing, 8 receiving)

TOUCHDOWNS (RUN & PASS)

Game: 8*, Tajh Boyd vs. NC State, 11-17-2012
Season: 50, Deshaun Watson, 2016
Career: 133*, Tajh Boyd, 2010-13

INDIVIDUAL RECORDS



B.T. POTTER OWNS SCHOOL RECORDS FOR CAREER FIELD GOALS OF 40+ YARDS (25) AND 50+ YARDS (7).

TOUCHDOWNS OF 50+ YARDS
Season: 9, C.J. Spiller, 2009 (1 run, 3 reception, 1 PR, 4 KOR)
Career: 21, C.J. Spiller, 2006-09 (6 run, 7 reception, 1 PR, 7 KOR)

TOUCHDOWNS OF 80+ YARDS
Season: 4, C.J. Spiller, 2009
Career: 11, C.J. Spiller, 2006-09

DIFFERENT WAYS ACCOUNTING FOR A TOUCHDOWN
Season: 5, C.J. Spiller, 2009 (run, pass, reception, PR, KOR)
Career: 5, C.J. Spiller, 2006-09 (run, pass, reception, PR, KOR); Jacoby Ford, 2006-09 (run, pass, reception, PR, KOR)

CONSECUTIVE GAMES WITH A TOUCHDOWN
Season: 14, C.J. Spiller, 2009
Career: 14, C.J. Spiller, 2009

TOUCHDOWN RETURNS
Game: 2, Walt Laraway vs. The Citadel, 11-27-1954 (1 IR, 1 BPR); Justin Miller vs. Florida State, 9-25-2004 (2 KOR); Kourtnei Brown vs. North Carolina, 10-22-2012 (1 IR, 1 FR)
Season: 5, C.J. Spiller, 2009 (1 PR, 4 KOR)
Career: 8, C.J. Spiller, 2006-09 (1 PR, 7 KOR)

LONGEST SCORING LATERAL PLAY
Game: 65, Don Willis to Shad Bryant vs. George Washington, 11-5-1938

FUMBLE RETURN YARDS
Scoring: 93, Antwan Edwards vs. Virginia, 9-19-1998
Non-Scoring: 83, Tim Childers vs. Western Carolina, 1982

EXTRA POINTS MADE
Game: 11, W.C. Forsythe vs. Bingham, 10-20-1898
Season: 79, B.T. Potter, 2019
Career: 217, Greg Huegel, 2015-18

EXTRA POINTS ATTEMPTED
Game: 11, W.C. Forsythe vs. Bingham, 10-20-1898
Season: 79, B.T. Potter, 2019
Career: 227, Greg Huegel, 2015-18

EXTRA POINTS MADE WITHOUT A MISS
Season: 79, B.T. Potter, 2019
Career: 88, Mark Buchholz, 2007,08

CONSECUTIVE EXTRA POINTS MADE
Career: 122, B.T. Potter, 2018-20

FIELD GOALS MADE
Game: 6, Jad Dean vs. Texas A&M, 9-3-2005; Richard Jackson vs. Boston College, 9-19-2009
Season: 27, Greg Huegel, 2015
Career: 72*, Nelson Welch, 1991-94

FIELD GOALS ATTEMPTED
Game: 6, Chris Gardocki vs. Georgia Tech, 10-13-1990; Nelson Welch vs. NC State, 10-26-1991; Nelson Welch vs. Maryland, 11-14-1992; Jad Dean vs. Texas A&M, 9-3-2005; Mark Buchholz vs. NC State, 9-22-2007; Richard Jackson vs. Boston College, 9-19-2009
Season: 36, Mark Buchholz, 2007
Career: 102*, Nelson Welch, 1991-94

FIELD-GOAL PERCENTAGE
Game: 100.0, Jad Dean vs. Texas A&M, 9-3-2005 (6-6); Richard Jackson vs. Boston College, 9-19-2009 (6-6)
Season: 94.7, Chandler Catanzaro, 2012 (18-19)
Career: (Min. 20 Att.) 82.9, Bob Paulling, 1979,81-83 (34-41)

KICK-SCORING POINTS
Game: 19, Jad Dean vs. Texas A&M, 2005; Richard Jackson vs. Boston College, 2009
Season: 137, Greg Huegel, 2015
Career: 404, Chandler Catanzaro, 2010-13

MULTIPLE FIELD-GOAL GAMES
Season: 9, Greg Huegel, 2015
Career: 25, Nelson Welch, 1991-94

CONSECUTIVE FIELD GOALS MADE
Career: 20, Chandler Catanzaro, 2011-12

CONSECUTIVE GAMES MAKING A FIELD GOAL
Career: 18, Greg Huegel, 2015,16

YARDS ON FIELD GOALS
Game: 217, Richard Jackson vs. Boston College, 9-19-2009
Season: 810, Greg Huegel, 2015; B.T. Potter, 2021
Career: 2,370, Nelson Welch, 1991-94

AVERAGE MADE FIELD GOAL
Game: (Min. 3 made) 48.7, Mark Buchholz vs. Wake Forest, 11-10-2007 (48, 52, 46)
Season: (Min. 10 made) 38.7, Donald Igwebuike, 1984 (19-736)
Career: (Min. 20 made) 38.6, Donald Igwebuike, 1981-84 (32-1237)

FIELD GOALS OF 40+ YARDS
Game: 3, Bob Paulling vs. North Carolina, 11-6-1982; Nelson Welch vs. NC State, 10-29-1991; Mark Buchholz vs. Wake Forest, 11-10-2007; Chandler Catanzaro vs. Troy, 9-3-2011
Season: 12, B.T. Potter, 2021
Career: 25, B.T. Potter, 2018-21

FIELD GOALS OF 50+ YARDS
Game: 1 by many
Season: 3, Richard Jackson, 2009; B.T. Potter, 2019
Career: 7, B.T. Potter, 2018-21

AVERAGE FIELD-GOAL ATTEMPT
Game: (Min. 3) 53.3 by Obed Ariiri vs. Pittsburgh, 12-30-1977 (3-160)
Season: (Min. 10 Att.) 45.4 by Obed Ariiri, 1977 (20-908)
Career: (Min. 30 Att.) 41.7 by Donald Igwebuike, 1981-84 (43-1792)

PERCENTAGE OF FIELD GOALS MADE OF 40+ YARDS
Game: (Min. 3 Made) 100.0 by Bob Paulling vs. North Carolina, 11-6-1982 (3-3); by Mark Buchholz vs. Wake Forest, 11-10-2007 (3-3); Chandler Catanzaro vs. Troy, 9-3-2011
Season: (Min. 8 Made) 100.0 by Donald Igwebuike, 1984 (8-8) (Min. 10 Made) 85.7 by B.T. Potter, 2021 (12-14)
Career: (Min. 10 Made) 77.1 by Chandler Catanzaro, 2010-13 (24-31)

MISCELLANEOUS

ALL-PURPOSE YARDS
Game: 345, Sammy Watkins vs. Maryland, 2011 (33 rush, 105 receiving, 207 KOR)
Season: 2,680*, C.J. Spiller, 2009 (1,212 rush, 503 receiving, 210 PR, 755 KOR)
Career: 7,588*, C.J. Spiller, 2006-09

ALL-PURPOSE YARDS PER GAME
Season: 191.4*, C.J. Spiller, 2009 (2,680 in 14 games)
Career: 145.9, C.J. Spiller, 2006-09 (7,588 in 52 games)

200-YARD ALL-PURPOSE GAMES
Season: 6, C.J. Spiller, 2009
Career: 8, C.J. Spiller, 2006-09

300-YARD ALL-PURPOSE GAMES
Season: 3, C.J. Spiller, 2009
Career: 3, C.J. Spiller, 2006-09

VICTORIES PLAYED
Career: 61, James Skalski, 2016-21; Will Swinney, 2017-21

SNAPS BY AN OFFENSIVE LINEMAN
Season: 1,096, Eric Mac Lain, 2015
Career: 3,754, Mitch Hyatt, 2015-18

SNAPS BY A QUARTERBACK
Season: 1,121, Deshaun Watson, 2015
Career: 2,963, Tajh Boyd, 2010-13

SNAPS BY A RUNNING BACK
Season: 798, Wayne Gallman, 2015
Career: 2,329, Raymond Priestler, 1994-97

SNAPS BY A WIDE RECEIVER
Season: 798, Rod Gardner, 1999
Career: 2,408, Aaron Kelly, 2005-08; Hunter Renfrow, 2015-18

SNAPS BY A DEFENSIVE LINEMAN
Season: 784, Kevin Dodd, 2015
Career: 2,441, Christian Wilkins, 2015-18

SNAPS BY A LINEBACKER
Season: 930, Kendall Joseph, 2016
Career: 2,410, Kendall Joseph, 2015-18

SNAPS BY A DEFENSIVE BACK
Season: 993, Coty Sensabaugh, 2011
Career: 2,760, Robert Carswell, 1997-00

* - ACC record; ^ - NCAA record



INDIVIDUAL DEFENSIVE RECORDS

TACKLES

Game: 27, Keith Adams vs. South Carolina, 1999
Season: 186, Keith Adams, 1999
Career: 515, Bubba Brown, 1976-79

FIRST HITS

Game: 18, Keith Adams vs. South Carolina, 1999
Season: 119, Jeff Davis, 1981; Keith Adams, 1999
Career: 295, Jeff Davis, 1978-81

TACKLES BY A LINEMAN

Game: 21, Willie Anderson vs. South Carolina, 1974
Season: 114, Mark Heniford, 1977
Career: 314, Jim Stuckey, 1976-79

TACKLES BY A DEFENSIVE BACK

Game: 20, Charles Hafley vs. Maryland, 2001; Jamaal Fudge vs. Virginia, 2003
Season: 129, Robert Carswell, 1999
Career: 372, Robert Carswell, 1997-00

TACKLES FOR LOSS

Game: 6, Keith Adams vs. Duke, 1999; Andre Branch vs. Virginia Tech, 2011
Season: 35, Keith Adams, 1999
Career: 61, Michael Dean Perry, 1984-87

SACKS

Game: 4, Keith Adams vs. Duke, 1999; Andre Branch vs. Virginia Tech, 2011; Austin Bryant vs. Auburn, 2017
Season: 16, Keith Adams, 1999
Career: 33, Vic Beasley, 2011-14

PASS BREAKUPS

Game: 5, Perry Williams vs. Virginia Tech, 1985
Season: 21, Tye Hill, 2004
Career: 44, Donnell Woolford, 1985-88

PASS BREAKUPS BY A DEFENSIVE LINEMAN

Game: 2, many
Season: 10, Christian Wilkins, 2016
Career: 16, Christian Wilkins, 2015-18

PASSES DEFENDED

Game: 5, Perry Williams vs. Virginia Tech, 1985
Season: 21, Dextra Polite, 1999; Tye Hill, 2004
Career: 54, Donnell Woolford, 1985-88

CAUSED FUMBLES

Game: 2, many
Season: 5, Brandon Maye, 2009
Career: 10, Jeff Davis, 1978-81
 10, Ed McDaniel, 1988-91

RECOVERED FUMBLES

Game: 2, many
Season: 4, Ronnie Ducworth, 1968; B.B. Elvington, 1970; Jeff Davis, 1981; William Devane, 1983; Spencer Shuey, 2013
Career: 8, Jeff Davis, 1978-81

FUMBLE RETURN YARDS

Game: 93, Antwan Edwards at Virginia, 1998
Season: 104, Antwan Edwards, 1998
Career: 104, Antwan Edwards, 1995-98

INTERCEPTIONS

Game: 3, Kit Jackson vs. Wake Forest, 1965; Leomont Evans vs. NC State, 1995; Brian Dawkins vs. Duke, 1995; Alex Ardley vs. Maryland, 2000; Michael Hamlin vs. The Citadel, 2008
Season: 8, Robert O'Neal, 1989; Justin Miller, 2002; DeAndre McDaniel, 2009
Career: 17, Terry Kinard, 1979-82

INTERCEPTION RETURN YARDS

Game: 101, Willie Underwood vs. South Carolina, 1980 (2 IR)
Season: 156, Don Kelley, 1970 (3 IR)
Career: 275, Rex Varn, 1976-79 (10 IR)

TAKEAWAYS

Game: 3, many
Season: 9, Robert O'Neal, 1989 (8 IR, 1 FR)
Career: 19, Terry Kinard, 1979-82 (17 IR, 2 FR)

SINGLE-GAME TACKLE BESTS

Rk	Player, Pos.	Opponent	Year	Tac.
1.	Keith Adams, LB	South Carolina	1999	27
2.	Jeff Davis, LB	North Carolina	1980	24
3.	Chad Carson, LB	Wake Forest	2001	23
4.	Bubba Brown, LB	Ohio State	1978	22
	Bubba Brown, LB	NC State	1979	22
	Jeff Davis, LB	Maryland	1980	22
	Chad Carson, LB	Georgia Tech	2000	22
8.	Willie Anderson, MG	South Carolina	1974	21
	Henry Walls, LB	Georgia Tech	1985	21
	John Leake, LB	Maryland	2002	21
11.	Jeff Davis, LB	Tulane	1981	20
	Henry Walls, LB	Boston College	1983	20
	Tim Jones, LB	Duke	1994	20
	Anthony Simmons, LB	South Carolina	1996	20
	Charles Hafley, FS	Maryland	2001	20
	Jamaal Fudge, ROV	Virginia	2003	20

RETURN YARDS ON TAKEAWAYS

Game: 101, Willie Underwood vs. South Carolina, 1980
Season: 160, Antwan Edwards, 1998
Career: 299, Antwan Edwards, 1995-98

TACKLES BY A KICKER

Game: 2, many
Season: 9, Spencer Benton, 2009
Career: 29, Spencer Benton, 2009-12

SPECIAL TEAM TACKLES*

Game: 7, Chad Speck vs. Georgia Tech, 1999
Season: 26, Rodney Thomas, 2000
Career: 47, Chad Speck, 1997-00; Dorian O'Daniel, 2014-17

* - since 1986 (all other stats are from 1976-21); all stats based on coaches film evaluation

HIGHEST SCORING QUARTERS

CLEMSON

1st	2nd	3rd	4th	Site-Opponent (Score)	Date
---	35	---	---	H - Wake Forest (82-24)	10-31-1981
---	35	---	---	A - Georgia Tech (73-7)	10-17-2020
---	---	35	---	H - North Carolina (59-38)	10-22-2011
---	32	---	---	H - Ball State (52-27)	9-8-2012
31	---	---	---	H - South Carolina State (59-0)	9-17-2016
31	---	---	---	H - Pittsburgh (52-17)	11-28-2020
28	---	---	---	A - Duke (56-20)	11-3-2012
28	---	---	---	A - NC State (55-10)	11-9-2019
28	---	---	---	H - The Citadel (49-0)	9-19-2020
28	---	---	---	H - South Carolina State (49-3)	9-11-2021
---	28	---	---	H - Presbyterian (54-0)	9-23-1950
---	28	---	---	A - Georgia Tech (42-45)	11-13-1999
---	28	---	---	A - Duke (52-22)	9-30-2000
---	28	---	---	N2 - Temple (63-9)	10-12-2006
---	28	---	---	H - Central Michigan (70-14)	10-20-2007
---	28	---	---	A - Wake Forest (42-13)	10-25-2012
---	28	---	---	H - NC State (62-48)	11-17-2012
---	28	---	---	H - The Citadel (52-6)	11-23-2013
---	28	---	---	H - App State (41-10)	9-12-2015
---	28	---	---	A - Florida State (59-10)	10-27-2018
---	---	28	---	A - Boston College (35-14)	11-11-1950
---	---	28	---	N1 - Louisiana Tech (49-24)	12-31-2001
---	---	28	---	H - Central Michigan (70-14)	10-20-2007
---	---	28	---	H - Louisville (77-16)	11-3-2018
---	---	28	---	H - Auburn (34-0)	11-24-1951
---	---	---	28	H - Furman (42-14)	11-26-1960
---	---	---	28	A - Maryland (49-25)	11-12-1988
---	---	---	28	H - Coastal Carolina (49-3)	10-31-2009
---	27	---	---	H - Presbyterian (76-0)	9-22-1945
---	---	27	---	A - Virginia (47-0)	9-26-1959
---	---	27	---	A - South Carolina (47-21)	11-22-1997
---	---	---	27	H - Duke (39-22)	10-19-1968
---	---	---	27	H - Boston College (34-7)	9-23-2017
26	---	---	---	H - Presbyterian (53-13)	9-20-1952
---	---	26	---	H - Presbyterian (76-0)	9-22-1945
---	---	26	---	H - The Citadel (59-0)	11-27-1954

OPPONENT

1st	2nd	3rd	4th	Site-Opponent (Score)	Date
---	35	---	---	N3 - West Virginia (33-70)	1-4-2012
---	31	---	---	H - Virginia Tech (0-37)	9-12-1998
28	---	---	---	A - NC State (17-42)	11-18-1972
---	28	---	---	A - Wake Forest (17-45)	11-1-2003
---	---	28	---	A - Tulane (13-54)	11-9-1946
---	27	---	---	A - NC State (13-37)	11-19-2011
---	---	---	26	A - Miami (Fla.) (7-39)	10-9-1953
---	---	---	26	A - Wake Forest (35-33)	11-1-1980

BOTH TEAMS

1st	2nd	3rd	4th	Site-Opponent (Score)	Date
---	42 (35-7)	---	---	H - Wake Forest (82-24)	10-31-1981
---	---	42 (35-7)	---	H - North Carolina (59-38)	10-22-2011
---	---	---	42 (27-15)	H - Duke (39-22)	10-19-1968
---	---	---	40 (22-18)	H - NC State (39-46)	10-31-1998
---	---	---	40 (16-24)	N4 - Alabama (40-45)	1-11-2016
38 (28-10)	---	---	---	A - Duke (56-20)	11-3-2012
---	38 (3-35)	---	---	N3 - West Virginia (33-70)	1-4-2012
---	---	---	38 (24-14)	A - Duke (34-31)	11-2-2002
---	37 (23-14)	---	---	H - North Carolina (37-29)	11-10-1973
---	---	---	36 (28-8)	H - Furman (42-14)	11-26-1960
---	---	---	36 (28-8)	A - Maryland (49-25)	11-12-1988
35 (21-14)	---	---	---	A - NC State (31-35)	10-9-1999
35 (21-14)	---	---	---	A - Syracuse (37-27)	11-14-2015
---	35 (28-7)	---	---	A - Georgia Tech (42-45)	11-13-1999
---	35 (32-3)	---	---	H - Ball State (52-27)	9-8-2012
---	35 (28-7)	---	---	A - Wake Forest (42-13)	10-25-2012
---	35 (35-0)	---	---	A - Wake Forest (73-7)	10-17-2020
---	---	35 (28-7)	---	H - Central Michigan (70-14)	10-20-2007
---	---	35 (21-14)	---	H - NC State (62-48)	11-17-2012
---	---	---	35 (9-26)	A - Wake Forest (35-33)	11-1-1980
---	---	---	35 (14-21)	H - South Carolina (31-34)	11-23-1996
---	---	---	35 (14-21)	H - Georgia Tech (24-28)	9-11-2004
---	---	---	35 (21-14)	A - Maryland (40-27)	10-26-2013

N1 - Humanitarian Bowl at Boise, Idaho; N2 - Charlotte, N.C.; N3 - Orange Bowl at Miami Gardens, Fla.; N4 - CFP National Championship Game at Glendale, Ariz.; Note: Highest-scoring overtime for both teams was 26, when Miami (Fla.) (16) defeated Clemson (10) in three overtimes on Sept. 17, 2005.

LONGEST PLAYS

PLAYS/RETURNS BY CLEMSON

Yds	Player(s)	Type	Site - Opp. (Score CU-Opp.)	Date
108	Richie Luzzi	MFG	A - Georgia (13-31)	9-28-1968
102	Don Kelley	INT	H - Duke (10-21)	10-24-1970
100	John Maxwell	KOR	N2 - Cumberland (11-11)	11-26-1903
100	Derrick Hamilton	KOR	A - Maryland (20-37)	11-10-2001
100	Derrick Hamilton	KOR	H - North Carolina (36-28)	10-25-2003
99	Bill Mathis	KOR	A - Georgia Tech (6-16)	10-3-1959
98	Hal Davis	KOR	H - Georgia (16-24)	10-13-1962
98	Doug Thomas	KOR	H - Long Beach St. (59-0)	9-1-1990
98	Doug Thomas	KOR	N3 - Maryland (18-17)	9-15-1990
97	Mark Feller to Craig Brantley	Pass	H - Virginia (28-9)	11-16-1974
97	Justin Miller	KOR	A - Florida State (22-41)	9-25-2004
96	C.J. Spiller	KOR	N4 - Alabama (10-34)	8-30-2008
96	C.J. Spiller	KOR	H - Middle Tennessee (37-14)	9-5-2009
96	Tajh Boyd to Sammy Watkins	Pass	A - Virginia (59-10)	11-2-2013
95	Joe Henderson	KOR	H - Georgia Tech (33-12)	6-26-1987
94	Rex Varn	INT	A - NC State (33-10)	10-28-1978
94	Jacoby Ford	KOR	H - Louisiana Tech (51-0)	9-30-2006
93	Rex Varn	INT	H - Maryland (14-21)	9-10-1977
93	Antwan Edwards	FR	A - Virginia (18-20)	9-19-1998
92	Jacoby Ford	PR	H - Florida Atlantic (54-6)	9-2-2006
92	C.J. Spiller	KOR	A - Maryland (21-24)	10-3-2009
91	Mike Barber	FR	H - Chattanooga (54-3)	10-3-1992
91	Tajh Boyd to Sammy Watkins	Pass	A - Syracuse (49-14)	10-5-2013
90	Shad Bryant	PR	N1 - George Washington (7-7)	10-8-1938
90	Banks McFadden	Run	H - Presbyterian (18-0)	9-23-1939
90	Bobby Gage	PR	H - NC State (6-0)	10-2-1948
90	Jimmy Quarles	INT	A - Rice (20-14)	9-29-1951
90	Buck George	Run	A - Furman (32-14)	11-17-1951
90	C.J. Spiller	KOR	H - Wake Forest (44-10)	11-10-2007
90	C.J. Spiller	KOR	A - Miami (Fla.) (40-37)	10-24-2009
90	Travis Etienne	Run	H - Georgia Tech (52-14)	8-29-2019
89	Bobby Gage	KOR	A - Duquesne (34-13)	11-15-1947
89	Wesley McFadden	Run	A - Virginia Tech (22-10)	9-12-1987
89	Darnell Stephens	PR	H - Maryland (40-7)	11-16-1991
89	Derrick Witherspoon	Run	H - Maryland (29-0)	10-30-1993
89	Sammy Watkins	KOR	A - Maryland (56-45)	10-15-2011
89	Tavien Feaster	Run	A - NC State (38-31)	11-4-2017
88	Bobby Gage	Run	H - Presbyterian (76-0)	9-22-1945
88	Mack Matthews	PR	A - Wake Forest (24-7)	10-6-1962
88	Terrence Flagler	Run	A - Wake Forest (28-20)	11-1-1986
88	Brian Mance	PR	H - Georgia Tech (28-31)	10-28-2000
88	C.J. Spiller	KOR	A - South Carolina (17-34)	11-28-2009
87	Billy Hair	Run	H - Furman (57-2)	11-18-1950
87	Steve Fuller to Jerry Butler	Pass	A - Maryland (28-24)	11-18-1978
87	Andre Ellington	KOR	H - Maryland (31-7)	10-16-2010
87	Trevor Lawrence to Amari Rodgers	Pass	A - Syracuse (41-6)	9-14-2019
86	Justin Miller	KOR	A - Florida State (22-41)	9-25-2004
86n	Van Smith	IR	N5 - Ohio State (31-0)	12-31-2016
86	Travis Etienne	Run	H - Wofford (59-14)	11-2-2019
85	Don Kelley	PR	A - Maryland (24-11)	10-31-1970
85n	Antwan Edwards	KOR	A - Virginia (18-20)	9-19-1998

N1 - Charlotte, N.C.; N2 - Montgomery, Ala.; N3 - Baltimore, Md.; N4 - Atlanta, Ga.; N5 - Glendale, Ariz. (Fiesta Bowl)

PLAYS/RETURNS BY OPPONENT

Yds	Player(s)	Type	Site - Opp. (Score CU-Opp.)	Date
100	Larry Fallen	KOR	H - Virginia Tech (38-7)	10-7-1978
100	Victor Harris	KOR	H - Virginia Tech (23-41)	10-6-2007
100	T.J. Thorpe	KOR	H - North Carolina (59-38)	10-22-2011
100	Todd Gurley	KOR	A - Georgia (21-45)	8-30-2014
100	Traveon Samuel	KOR	A - Louisville (20-17)	9-17-2015
100	Nyheim Hines	KOR	A - NC State (56-41)	10-31-2015
99	Darrell Blackman	KOR	A - NC State (42-20)	9-22-2007
99	Darwin Cook	FR	N2 - West Virginia (33-70)	1-4-2012
99	Brian Brewton	KOR	H - UConn (44-7)	11-13-2021
98	Doug Kotar	KOR	H - Kentucky (10-13)	9-11-1971
98	Steve Atkins	Run	A - Maryland (28-24)	11-18-1978
98n	Scott Woerner	INT	A - Georgia (16-20)	9-20-1980
98	Chris Weinke to Marvin Minnis	Pass	A - Florida State (7-54)	11-4-2000
97	Dick Christy	KOR	H - NC State (7-13)	10-5-1957
97	Gene Washington	KOR	A - Georgia (14-31)	9-22-1973
97	Leon Washington	KOR	A - Florida State (31-48)	10-3-2002
97	Brandon Sebastian	FR	H - Boston College (34-28)	10-31-2020
96	Quinton McCracken	KOR	H - Duke (49-17)	10-15-1988
96	Jeff Smith	KOR	A - Boston College (33-34)	9-9-2006
95	Kenyan Drake	KOR	N3 - Alabama (40-45)	1-11-2016
94n	Brandon Bennett & Reggie Richardson	KOR	H - South Carolina (7-33)	11-19-1994
94n	Jameis Winston to Nick O'Leary	Pass	H - Florida State (14-51)	10-19-2013
93n	Kevin Marion	KOR	A - Wake Forest (27-17)	10-7-2006
93	Hassan Hall	KOR	H - Louisville (77-16)	11-3-2018
92	John Schultz	KOR	H - Maryland (20-22)	11-15-1975
92	Jon Jeffries	KOR	A - Virginia Tech (22-10)	9-12-1987
91	Fred Gibson	KOR	A - Georgia (28-31)	8-31-2002
90	Floyd Reid	PR	A - Georgia (0-20)	9-28-1945
90	Dick Nolan	PR	H - Maryland (0-20)	10-3-1953
90	Marcus Mickel	KOR	A - Virginia Tech (27-7)	9-16-1989
90	Peter Warrick	PR	H - Florida State (28-35)	9-15-1997

90n	Lamarcus Joyner	KOR	A - Florida State (37-49)	9-22-2012
88	Bernie Faloney	KOR	H - Maryland (0-20)	10-3-1953
87	Dennis Tabron	INT	H - Duke (17-34)	10-18-1980
87n	Kevin Tisdell	KOR	A - Georgia Tech (19-21)	10-13-1990
85	Matt Robinson to Gene Washington	Pass	H - Georgia (0-41)	9-18-1976
85	Gary Schofield to Tim Ryan	Pass	N1 - Wake Forest (21-17)	11-27-1982
85	Jamie Barnette to Torry Holt	Pass	H - NC State (39-46)	10-31-1998
85	Eric King	INT	A - Wake Forest (17-45)	11-1-2003
85	Ben Mauk to Jason Anderson	Pass	H - Wake Forest (37-30)	9-4-2004
85	Jerrard Tarrant	PR	A - Georgia Tech (27-30)	9-10-2009
85	Jamal Golden	INT	A - Georgia Tech (6-28)	11-15-2014

N1 - Tokyo, Japan; N2 - Miami Gardens, Fla. (Orange Bowl); N3 - Glendale, Ariz. (CFP National Championship Game)

RUNS BY CLEMSON

Yds	Player, Pos.	Site - Opp. (Score CU-Opp.)	Date
90	Banks McFadden, TB	H - Presbyterian (18-0)	9-23-1939
90	Buck George, TB	A - Furman (34-14)	11-17-1951
90	Travis Etienne, RB	H - Georgia Tech (52-14)	8-29-2019
89	Wesley McFadden, TB	A - Virginia Tech (22-10)	9-12-1987
89	Derrick Witherspoon, TB	H - Maryland (29-0)	10-30-1993
89	Tavien Feaster, RB	A - NC State (38-31)	11-4-2017
88	Bobby Gage, TB	H - Presbyterian (76-0)	9-22-1945
88	Terrence Flagler, TB	A - Wake Forest (28-20)	11-1-1986
87	Billy Hair, TB	H - Furman (57-2)	11-18-1950
86	Travis Etienne, RB	H - Wofford (59-14)	11-2-2019
83	C.J. Spiller, RB	N1 - Auburn (20-23)	12-31-2007
82	Chuck McSwain, TB	A - Virginia (48-0)	10-9-1982
81	Jackie Calvert, TB	A - Missouri (34-0)	9-30-1950
81	Derrick Witherspoon, TB	H - App State (48-0)	9-22-1990
81	Travis Etienne, RB	A - Louisville (47-21)	9-16-2017
80	Jay Washington, TB	A - Georgia Tech (21-29)	9-29-1973
80	C.J. Spiller, RB	H - South Carolina (28-31)	11-25-2006

N1 - Atlanta, Ga.

RUNS BY OPPONENT

Yds	Player	Site - Team (Score CU-Opp.)	Date
98	Steve Atkins	A - Maryland (28-24)	11-18-1978
84	Mike Voight	H - North Carolina (23-27)	11-6-1976
82	Davey Ford	A - Florida State (7-54)	11-4-2000
82	Anthony Allen	A - Georgia Tech (27-30)	9-10-2009
81	Willie Burden	H - NC State (23-31)	11-20-1971
80	Bobby Hall	A - NC State (24-19)	11-2-1968

PASS PLAYS BY CLEMSON

Yds	Players	Site - Opp. (Score CU-Opp.)	Date
97	Mark Fellers to Craig Brantley	H - Virginia (28-9)	11-16-1974
96	Tajh Boyd to Sammy Watkins	A - Virginia (59-10)	11-2-2013
91	Tajh Boyd to Sammy Watkins	A - Syracuse (49-14)	10-5-2013
87	Steve Fuller to Jerry Butler	A - Maryland (28-24)	11-18-1978
87	Trevor Lawrence to Amari Rodgers	A - Syracuse (41-6)	9-14-2019
83	Charlie Whitehurst to Airese Currie	A - North Carolina (42-12)	11-9-2002
83	Cullen Harper to C.J. Spiller	H - Duke (31-7)	11-15-2008
83	Trevor Lawrence to Amari Rodgers	A - Georgia Tech (73-7)	10-17-2020
82	Will Proctor to C.J. Spiller	A - Boston College (33-34)	9-9-2006
81	Joel Wells to Joe Pagliei	A - South Carolina (8-13)	10-21-1954
81	Billy Lott to Perry Tuttle	H - Furman (21-0)	9-8-1979
80	Jimmy Addison to Edgar McGee	A - Wake Forest (23-21)	10-29-1966
80	Willie Jordan to Craig Brantley	A - Georgia Tech (28-33)	9-27-1975
80	Homer Jordan to Perry Tuttle	H - Wofford (45-10)	9-5-1981
80	Nealon Greene to Joe Woods	H - Wake Forest (21-10)	9-28-1996
80	Nealon Greene to Tony Horne	A - Duke (13-6)	10-12-1996

N1 - Richmond, Va.

PASS PLAYS BY OPPONENT

Yds	Players	Site - Team (Score CU-Opp.)	Date
98	Chris Weinke to Marvin Minnis	A - Florida State (7-54)	11-4-2000
94n	Jameis Winston to Nick O'Leary	H - Florida State (14-51)	10-19-2013
85	Matt Robinson to Gene Washington	H - Georgia (0-41)	9-18-1976
85	Gary Schofield to Tim Ryan	N1 - Wake Forest (21-17)	11-27-1982
85	Jamie Barnette to Torry Holt	H - NC State (39-46)	10-18-1998
85	Ben Mauk to Jason Anderson	H - Wake Forest (37-30)	9-4-2004
83	Rex Culpepper to Nykeim Johnson	H - Syracuse (47-21)	10-24-2020
81	Shawn Jones to Hector Rodriguez	H - Georgia Tech (14-30)	10-14-1989
80	Thad Busby to Peter Warrick	H - Florida State (28-35)	9-20-1997

N1 - Miami, Fla. (Orange Bowl)

PUNT RETURNS BY CLEMSON

Yds	Player	Site - Opp. (Score CU-Opp.)	Date
108*	Richie Luzzi	A - Georgia (13-31)	10-28-1968
92	Jacoby Ford	H - Florida Atlantic (54-6)	9-2-2006
90	Shad Bryant	N1 - VMI (7-7)	10-8-1938
90	Bobby Gage	H - NC State (6-0)	10-2-1948
89	Darnell Stephens	H - Maryland (40-7)	11-16-1991
88	Mack Matthews	A - Wake Forest (24-7)	10-6-1962
88	Brian Mance	H - Georgia Tech (28-31)	10-28-2000
85	Don Kelley	A - Maryland (24-11)	10-31-1970

* - missed field goal return



LONGEST PLAYS

PUNT RETURNS BY OPPONENT

Yds	Player	Site - Team (Score CU-Opp.)	Date
90	Floyd Reid	A - Georgia (0-20)	9-29-1945
90	Dick Nolan	H - Maryland (0-20)	10-3-1953
90	Peter Warrick	H - Florida State (28-35)	9-20-1997
85	Jerrard Tarrant	A - Georgia Tech (27-30)	9-10-2009

KICKOFF RETURNS BY CLEMSON

Yds	Player	Site - Opp. (Score CU-Opp.)	Date
100	John Maxwell	N1 - Cumberland (11-11)	11-26-1903
100	Derrick Hamilton	A - Maryland (20-37)	11-10-2001
100	Derrick Hamilton	H - North Carolina (36-28)	10-25-2003
99	Bill Mathis	A - Georgia Tech (6-16)	10-3-1959
98	Hal Davis	H - Georgia (16-24)	10-13-1962
98	Doug Thomas	H - Long Beach State (59-0)	9-1-1990
98	Doug Thomas	N2 - Maryland (18-17)	9-15-1990
97	Justin Miller	A - Florida State (22-41)	9-25-2004
96	C.J. Spiller	N3 - Alabama (10-34)	8-30-2008
96	C.J. Spiller	H - Middle Tennessee (37-14)	9-5-2009
95	Joe Henderson	H - Georgia Tech (33-12)	9-26-1987

N1 - Montgomery, Ala.; N2 - Baltimore, Md.; N3 - Atlanta, Ga.

KICKOFF RETURNS BY OPPONENT

Yds	Player	Site - Team (Score CU-Opp.)	Date
100	Larry Fallen	H - Virginia Tech (38-7)	10-7-1978
100	Victor Harris	H - Virginia Tech (23-41)	10-6-2007
100	T.J. Thorpe	H - North Carolina (59-38)	10-22-2011
100	Todd Gurley	A - Georgia (21-45)	8-30-2014
100	Traveon Samuel	A - Louisville (20-17)	9-17-2015
100	Nyheim Hines	A - NC State (56-41)	10-31-2015
99	Darrell Blackman	A - NC State (42-20)	9-22-2007
99	Brian Brewton	H - UConn (44-7)	11-13-2021
98	Doug Kotar	H - Kentucky (10-13)	9-11-1971
97	Dick Christy	H - NC State (7-13)	10-5-1957
97	Gene Washington	A - Georgia (14-31)	9-22-1973
97	Leon Washington	A - Florida State (31-48)	10-3-2002
96	Quinton McCracken	H - Duke (49-17)	10-15-1988
96	Jeff Smith	A - Boston College (33-34)	9-9-2006
95	Kenyan Drake	N1 - Alabama (40-45)	1-11-2016

N1 - Glendale, Ariz. (CFP National Championship Game)

INTERCEPTION RETURNS BY CLEMSON

Yds	Player	Site - Opp. (Score CU-Opp.)	Date
102	Don Kelley	H - Duke (10-21)	10-24-1970
94	Rex Varn	A - NC State (33-10)	10-28-1978
93	Rex Varn	H - Maryland (14-21)	9-10-1977
90	Jimmy Quarles	A - Rice (20-14)	9-29-1951
86n	Van Smith	N1 - Ohio State (31-0)	12-31-2016
83n	Tim Childers	H - Western Carolina (21-10)	9-25-1982
82	Jock McKissic	H - South Carolina (28-31)	11-25-2006

N1 - Glendale, Ariz. (Fiesta Bowl)

INTERCEPTION RETURNS BY OPPONENT

Yds	Player	Site - Team (Score CU-Opp.)	Date
98n	Scott Woerner	A - Georgia (16-20)	9-20-1980
87	Dennis Tabron	H - Duke (17-34)	10-18-1980
85	Eric King	A - Wake Forest (17-45)	11-1-2003
85	Jamal Golden	A - Georgia Tech (6-28)	11-15-2014
83	Ernie Arizzi	H - Maryland (21-6)	11-16-1963
81	Mark Franklin	A - NC State (35-34)	10-27-1984

FIELD GOALS BY CLEMSON

Yds	Player	Site - Opp. (Score CU-Opp.)	Date
61	Spencer Benton	H - Ball State (52-27)	9-8-2012
57	Obed Ariri	H - Wake Forest (26-0)	10-29-1977
57	Chris Gardocki	H - App State (48-0)	9-22-1990
55	Donald Igwebuike	A - NC State (38-29)	10-23-1982
55	Donald Igwebuike	A - Boston College (16-31)	9-10-1983
53	Donald Igwebuike	H - Duke (54-21)	10-20-1984
53	Chris Gardocki	N1 - Maryland (18-17)	9-15-1990
53	Nelson Welch	A - Maryland (23-53)	11-14-1992
53	Richard Jackson	A - Georgia Tech (27-30)	9-10-2009
52	Eddie Seigler	A - South Carolina (17-7)	11-27-1971
52	Eddie Seigler	A - Maryland (6-31)	11-11-1972

52	Obed Ariri	A - Virginia (27-24)	10-11-1980
52	Donald Igwebuike	H - Wofford (45-10)	9-5-1981
52	Donald Igwebuike	H - Wake Forest (37-14)	11-3-1984
52	Chris Gardocki	H - North Carolina (37-14)	11-5-1988
52	Nelson Welch	A - Georgia Tech (16-20)	9-26-1992
52	David Richardson	A - Wake Forest (33-16)	11-1-1997
52	Mark Buchholz	H - Wake Forest (44-10)	11-10-2007
52	Richard Jackson	H - Boston College (25-7)	9-19-2009
52	B.T. Potter	N2 - LSU (25-42)	1-13-2020
52	B.T. Potter	A - Wake Forest (37-13)	9-12-2020
51	Chris Gardocki	A - Maryland (49-25)	11-12-1988
51	Chris Gardocki	H - Duke (26-7)	9-29-1990
51	Richard Jackson	A - Maryland (21-24)	10-3-2009
51	Chandler Catanzaro	H - Georgia Tech (55-31)	11-14-2013
51	B.T. Potter	H - Georgia Tech (52-14)	8-29-2019
51	B.T. Potter	A - Louisville (45-10)	10-19-2019
51	B.T. Potter	N3 - Iowa State (20-13)	12-29-2021
50	Bob Burgess	A - Duke (24-8)	10-10-1973
50	Chandler Catanzaro	A - Florida State (37-49)	9-22-2012
50	B.T. Potter	H - Boston College (34-28)	10-31-2020
50	B.T. Potter	H - Wake Forest (48-27)	11-20-2021

N1 - Baltimore, Md.; N2 - New Orleans, La. (CFP National Championship Game); N3 - Orlando, Fla. (Cheez-It Bowl)

FIELD GOALS BY OPPONENT

Yds	Player	Site - Team (Score CU-Opp.)	Date
60	Kevin Butler	A - Georgia (23-26)	9-22-1984
57	Vince Fusco	H - Duke (18-18)	10-16-1976
55	Dustin Hopkins	A - Florida State (13-16)	11-13-2010
54	Johnny Duncan	A - Georgia Tech (21-10)	10-4-1969
54	Scott Hagler	A - South Carolina (24-17)	11-23-1985
54	Leigh Tiffin	N1 - Alabama (10-34)	8-30-2008
54	Brian Johnson	A - Virginia Tech (45-10)	12-5-2020
53	Shayne Graham	H - Virginia Tech (0-37)	9-12-1998
53	Matt Brooks	A - Duke (13-16)	11-13-2004
53	Chris Blewitt	H - Pittsburgh (42-43)	11-12-2016
52	Roger Pruett	A - Auburn (13-35)	10-23-1971
52	Sam Swank	H - Wake Forest (44-10)	11-10-2007
52	Graham Gano	A - Florida State (27-41)	11-8-2008
51	John Riley	A - Auburn (21-43)	10-14-1967
51	Kevin Butler	A - Georgia (23-26)	9-22-1984
51	Josh Scobee	H - Louisiana Tech (33-13)	9-7-2002
51	Matt Boshier	A - Miami (Fla.) (40-37)	10-24-2009
51	Andre Szmyt	H - Syracuse (27-23)	9-29-2018
51	Jonathan Doerer	N2 - Notre Dame (34-10)	12-19-2020
50	Scott Sisson	A - Georgia Tech (16-20)	9-26-1992
50	Bill Hollows	H - Wake Forest (21-10)	9-28-1996
50	Connor Hughes	A - Virginia (10-30)	10-7-2004
50	Roberto Aguayo	A - Florida State (17-23)	9-20-2014
50	Cole Murphy	H - Syracuse (16-6)	10-25-2014
50	Mike Weaver	A - Wake Forest (34-20)	11-6-2014

N1 - Atlanta, Ga.; N2 - Charlotte, N.C. (ACC Championship Game)

PUNTS BY CLEMSON

Yds	Player	Site - Opp. (Score CU-Opp.)	Date
81	Mitch Tyner	H - Texas A&M (15-30)	10-6-1973
79	Dawson Zimmerman	H - North Texas (35-10)	9-4-2010
78	Chris Gardocki	H - South Carolina (24-15)	11-17-1990
76	Dawson Zimmerman	A - Boston College (10-16)	10-30-2010
75	Banks McFadden	A - Army West Point (6-21)	10-2-1937
75	Booty Payne	A - Boston College (26-13)	10-11-1941
75	Jamie Somaini	A - Florida State (7-54)	11-4-2000

PUNTS BY OPPONENT

Yds	Player	Site - Team (Score CU-Opp.)	Date
81	Greg Davis	H - The Citadel (24-0)	10-4-1986
80	Jay Feltz	A - South Carolina (9-13)	11-24-1979
80	Brian Morton	H - Duke (58-7)	11-6-1999
80	Dom Maggio	A - Wake Forest (35-13)	11-19-2016
77	Gerald Burch	A - Georgia Tech (0-13)	11-8-1958
75	Riley Dixon	A - Syracuse (49-14)	10-5-2013
75	Trenton Gill	A - NC State (55-10)	11-9-2019

n - non-scoring play

LONGEST OFFENSIVE DRIVES

PLAYS					YARDS					TIME				
PL	Date	W-L	Score	Opponent	Yards	Date	W-L	Score	Opponent	Time	Date	W-L	Score	Opponent
20	10-7-1978	W	38-7	Virginia Tech	99	9-17-1988	L	21-24	Florida State	10:02	1-7-2019	W	44-16	Alabama
19	9-22-1979	W	12-7	Georgia	99	10-24-1998	L	23-28	Duke	9:47	9-10-2005	W	28-24	Maryland
19	10-12-2002	L	17-22	Virginia	99	12-28-2019	W	29-23	Ohio State	9:45	9-23-2006	W	52-7	North Carolina
19	11-19-2005	W	13-9	South Carolina	98	12-31-1993	W	14-13	Kentucky	9:34	11-7-1992	W	40-7	North Carolina
19	9-29-2007	L	3-13	Georgia Tech	98	10-17-2015	W	34-17	Boston College	9:34	9-17-2011	W	38-24	Auburn
					98	11-24-2018	W	56-35	South Carolina	8:49	9-5-1998	W	33-0	Furman

INDIVIDUAL GAME BESTS

TOTAL OFFENSE YARDS BY CLEMSON

Yds	Rush	Pass	Player	Site - Opp. (Score CU-Opp.)	Date
588	8	580	Deshaun Watson	H - Pittsburgh (42-43)	11-12-2016
529	103	426	Tajh Boyd	H - NC State (62-48)	11-17-2012
517	184	333	Woodrow Dantzler	A - NC State (45-37)	10-13-2001
505	127	378	Tajh Boyd	N1 - Ohio State (40-35)	1-3-2014
478	73	405	Deshaun Watson	N2 - Alabama (40-45)	1-11-2016
473	105	368	Deshaun Watson	A - Syracuse (37-27)	11-14-2015
463	28	435	Deshaun Watson	H - North Carolina (50-35)	9-27-2014
463	43	420	Deshaun Watson	N3 - Alabama (35-31)	1-9-2017
460	63	397	Tajh Boyd	H - Georgia Tech (47-31)	10-6-2012
455	27	428	Tajh Boyd	A - Wake Forest (42-13)	10-25-2012

N1 - Miami Gardens, Fla. (Orange Bowl); N2 - Glendale, Ariz. (CFP National Championship Game); N3 - Tampa, Fla. (CFP National Championship Game)

TOTAL OFFENSE YARDS BY OPPONENT

Yds	Rush	Pass	Player	Site - Team (Score CU-Opp.)	Date
521	58	463	Joe Burrow	N2 - LSU (25-42)	1-13-2020
509	-12	521	Chris Weinke	A - Florida State (7-54)	11-4-2000
490	-20	510	Jake Bentley	H - South Carolina (56-35)	11-24-2018
482	102	380	EJ Manuel	A - Florida State (37-49)	9-22-2012
474	-19	493	Mike Glennon	H - NC State (62-48)	11-17-2012
463	33	430	Kellen Mond	A - Texas A&M (28-26)	9-8-2018
457	162	295	Lamar Jackson	H - Louisville (42-36)	10-1-2016
450	-4	454	George Godsey	H - Georgia Tech (28-31)	10-28-2000
446	2	444	Jameis Winston	H - Florida State (14-51)	10-19-2013
433	26	407	Geno Smith	N1 - West Virginia (33-70)	1-4-2012

N1 - Miami Gardens, Fla. (Orange Bowl); N2 - New Orleans, La. (CFP National Championship Game)

TOTAL OFFENSE PLAYS BY CLEMSON

PL	Player	Car-Yds	C-A-Y	Site - Team (Score CU-Opp.)	Date
79	Tajh Boyd	29-22	36-50-346	N1 - LSU (25-24)	12-31-2012
77	Cullen Harper	11(-4)	38-66-372	H - Virginia Tech (23-41)	10-6-2007
77	Deshaun Watson	21-43	36-56-420	N3 - Alabama (35-31)	1-9-2017
75	Deshaun Watson	5-8	52-70-580	H - Pittsburgh (42-43)	11-12-2016
67	Deshaun Watson	20-73	30-47-405	N2 - Alabama (40-45)	1-11-2016
65	Charlie Whitehurst	13(-6)	34-52-420	A - Duke (34-31)	11-2-2002
65	Deshaun Watson	13-35	39-52-378	H - NC State (24-17)	10-15-2016
64	Patrick Sapp	9-5	25-55-273	A - Maryland (23-53)	11-14-1992
63	Deshaun Watson	10-55	27-53-292	H - Troy (30-24)	9-10-2016
62	Woodrow Dantzler	22-59	22-40-277	H - Florida State (27-41)	11-3-2001
62	Tajh Boyd	18-103	30-44-426	H - NC State (62-48)	11-17-2012
62	Deshaun Watson	14-105	35-48-368	A - Syracuse (37-27)	11-14-2015

N1 - Atlanta, Ga. (Chick-fil-A Bowl); N2 - Glendale, Ariz. (CFP National Championship Game); N3 - Tampa, Fla. (CFP National Championship Game)

TOTAL OFFENSE PLAYS BY OPPONENT

PL	Player	Car-Yds	C-A-Y	Site - Team (Score CU-Opp.)	Date
75	Lamar Jackson	31-162	27-44-295	H - Louisville (42-36)	10-1-2016
67	Casey Clausen	12-2	31-55-384	N2 - Tennessee (27-14)	1-2-2004
65	Brennan Armstrong	22-89	24-43-270	H - Virginia (41-23)	10-3-2020
64	D. Bryant	8(-10)	23-56-283	H - Duke (59-31)	12-1-2001
63	Jay Venuto	7-36	28-56-293	A - Wake Forest (35-33)	11-1-1980
63	George Godsey	6(-4)	35-57-454	H - Georgia Tech (28-31)	10-28-2000
63	Luke McCown	11(-5)	25-52-328	N1 - Louisiana Tech (49-24)	12-31-2001
62	Joe Burrow	14-58	31-49-463	N3 - LSU (25-42)	1-13-2020
62	Randy Allen	5(-19)	24-57-197	H - The Citadel (24-0)	10-4-1986
61	Shane Montgomery	5-3	30-56-297	A - NC State (30-10)	10-21-1989
61	Dwight Dasher	19-61	20-42-204	H - Middle Tennessee (37-14)	9-5-2009

N1 - Boise, Idaho (Humanitarian Bowl); N2 - Atlanta, Ga. (Peach Bowl); N3 - New Orleans, La. (CFP National Championship Game)

RUSHING YARDS BY CLEMSON

Yds	Car.	Player	Site - Opp. (Score CU-Opp.)	Date
263	32	Raymond Priestner	H - Duke (34-17)	11-11-1995
260	27	Cliff Austin	H - Duke (49-14)	10-16-1982
234	33	Don King	A - Fordham (12-12)	11-8-1952
233	20	C.J. Spiller	N1 - Georgia Tech (34-39)	12-5-2009
228	25	Andre Ellington	N2 - Auburn (26-19)	9-1-2012
226	21	Wesley McFadden	A - Virginia Tech (22-10)	9-12-1987
220	18	Woodrow Dantzler	A - Virginia (31-10)	9-23-2000
216	21	James Davis	H - Georgia Tech (31-7)	10-21-2006
212	24	Andre Ellington	A - Maryland (56-45)	10-15-2011
212	9	Travis Etienne	H - Wofford (59-14)	11-2-2019

N1 - Tampa, Fla. (ACC Championship Game); N2 - Atlanta, Ga.

RUSHING YARDS BY OPPONENT

Yds	Car.	Player	Site - Team (Score CU-Opp.)	Date
256	19	Steve Wadiak	A - South Carolina (14-14)	10-19-1950
249	45	James McDougald	A - Wake Forest (20-36)	10-9-1976
230	20	Larry Hopkins	A - Wake Forest (14-20)	10-17-1970
228	28	Mike Voight	A - North Carolina (38-35)	11-8-1975
227	24	Ted Brown	H - NC State (7-45)	10-25-1975
217	16	Brent Cunningham	A - Georgia Tech (7-28)	10-3-1970
214	29	Alvin Blount	N1 - Maryland (23-41)	11-17-1984
204	22	Bubba Bean	H - Texas A&M (15-30)	10-6-1973

N1 - Baltimore, Md.

CARRIES BY CLEMSON

Car.	Yards	Player	Site - Opp. (Score CU-Opp.)	Date
36	133	Jim Shirley	A - NC State (6-0)	10-6-1951
36	202	Ray Yaeger	H - Wake Forest (28-14)	10-18-1969
36	204	Raymond Priestner	A - Maryland (20-9)	10-25-1997
35	201	Ray Yaeger	H - North Carolina (24-14)	11-16-1968
33	163	Fred Cone	A - Auburn (41-0)	11-25-1950
33	234	Don King	A - Fordham (12-12)	11-8-1952
32	92	Buddy Gore	H - South Carolina (3-7)	11-23-1968
32	143	Terry Allen	A - Duke (17-21)	9-30-1989
32	263	Raymond Priestner	H - Duke (34-17)	11-11-1995

CARRIES BY OPPONENT

Car.	Yards	Player	Site - Team (Score CU-Opp.)	Date
45	249	James McDougald	A - Wake Forest (14-20)	10-9-1976
38	195	Torin Kirtsey	H - Georgia (17-19)	10-7-1995
37	203	Branden Ore	A - Virginia Tech (7-24)	10-26-2006
37	143	Montel Harris	A - Boston College (10-16)	10-30-2010
35	113	Morgan Kane	H - Wake Forest (19-28)	9-26-1998
34	174	Toney Baker	H - NC State (20-14)	11-11-2006
33	131	Morgan Kane	H - Wake Forest (21-10)	9-28-1996
32	184	Don McCauley	H - North Carolina (7-42)	11-14-1970
32	178	Charlie Wysocki	H - Maryland (0-19)	9-15-1979
32	135	Corey Croom	H - Ball State (24-10)	9-5-1992
32	145	Tashard Choice	A - Georgia Tech (3-13)	9-29-2007

PASSING YARDS BY CLEMSON

Yds	Co.-Att.	Player	Site - Opp. (Score CU-Opp.)	Date
580	52-70	Deshaun Watson	H - Pittsburgh (42-43)	11-12-2016
455	20-27	Tajh Boyd	A - Syracuse (49-14)	10-5-2013
439	29-44	DJ Uiagalelei	A - Notre Dame (40-47)	11-7-2020
435	27-36	Deshaun Watson	H - North Carolina (50-35)	9-27-2014
428	27-38	Tajh Boyd	A - Wake Forest (42-13)	10-25-2012
426	30-44	Tajh Boyd	H - NC State (62-48)	11-17-2012
420	34-52	Charlie Whitehurst	A - Duke (34-31)	11-2-2002
420	27-41	Deshaun Watson	H - Boston College (34-17)	10-17-2015
420	36-56	Deshaun Watson	N2 - Alabama (35-31)	1-9-2017
405	30-47	Deshaun Watson	N1 - Alabama (40-45)	1-11-2016

N1 - Glendale, Ariz. (CFP National Championship Game); N2 - Tampa, Fla. (CFP National Championship Game)

PASSING YARDS BY OPPONENT

Yds	Comp.-Att.	Player	Site - Team (Score CU-Opp.)	Date
521	27-43	Chris Weinke	A - Florida State (7-54)	11-4-2000
510	32-50	Jake Bentley	H - South Carolina (56-35)	11-24-2018
493	29-53	Mike Glennon	H - NC State (62-48)	11-17-2012
463	31-49	Joe Burrow	N2 - LSU (25-42)	1-13-2020
454	35-57	George Godsey	H - Georgia Tech (28-31)	10-28-2000
444	22-34	Jameis Winston	H - Florida State (14-51)	10-19-2013
430	23-40	Kellen Mond	A - Texas A&M (28-26)	9-8-2018
418	27-41	John Kaleo	A - Maryland (23-53)	11-14-1992
407	32-43	Geno Smith	N1 - West Virginia (33-70)	1-4-2012
395	30-54	Terry Harvey	A - NC State (43-22)	9-30-1995

N1 - Miami Gardens, Fla. (Orange Bowl); N2 - New Orleans, La. (CFP National Championship Game)

PASSING ATTEMPTS BY CLEMSON

Att.	Co.	Yds	Player	Site - Opp. (Score CU-Opp.)	Date
70	52	580	Deshaun Watson	H - Pittsburgh (42-43)	11-12-2016
66	38	372	Cullen Harper	H - Virginia Tech (23-41)	10-6-2007
56	36	420	Deshaun Watson	N2 - Alabama (35-31)	1-9-2017
55	25	273	Patrick Sapp	A - Maryland (23-53)	11-14-1992
55	31	288	Charlie Whitehurst	H - Miami (Fla.) (30-36)	9-17-2005
53	21	271	Rodney Williams	H - NC State (28-30)	10-27-1987
53	27	292	Deshaun Watson	H - Troy (30-24)	9-10-2016
52	34	420	Charlie Whitehurst	A - Duke (34-31)	11-2-2002
52	39	378	Deshaun Watson	H - NC State (24-17)	10-15-2016
50	24	301	Brandon Streeter	N1 - Mississippi State (7-17)	12-30-1999
50	36	346	Tajh Boyd	N1 - LSU (25-24)	12-31-2012

N1 - Atlanta, Ga. (Peach/Chick-fil-A Bowl); N2 - Tampa, Fla. (CFP National Championship Game)

PASSING ATTEMPTS BY OPPONENT

Att.	Co.	Yds	Player	Site - Team (Score CU-Opp.)	Date
57	24	197	Kip Allen	H - The Citadel (24-0)	10-4-1986
57	35	454	George Godsey	H - Georgia Tech (28-31)	10-28-2000
56	28	283	Jay Venuto	A - Wake Forest (35-33)	11-1-1980
56	30	297	Shane Montgomery	H - NC State (30-10)	10-21-1989
56	23	283	D. Bryant	H - Duke (59-31)	12-1-2001
55	31	384	Casey Clausen	N1 - Tennessee (27-14)	1-2-2004
54	30	395	Terry Harvey	A - NC State (43-22)	9-30-1995
53	34	367	Ben Bennett	A - Duke (38-31)	10-15-1983
53	29	493	Mike Glennon	H - NC State (62-48)	11-17-2012

N1 - Atlanta, Ga. (Peach Bowl)

COMPLETIONS BY CLEMSON

Co.	Att.	Yds	Player	Site - Opp. (Score CU-Opp.)	Date
52	70	580	Deshaun Watson	H - Pittsburgh (42-43)	11-12-2016
39	52	378	Deshaun Watson	H - NC State (24-17)	10-15-2016
38	66	372	Cullen Harper	H - Virginia Tech (23-41)	10-6-2007
36	56	420	Deshaun Watson	N3 - Alabama (35-31)	1-9-2017

INDIVIDUAL GAME BESTS

36	50	346	Tajh Boyd	N1 - LSU (25-24)	12-31-2012
35	48	368	Deshaua Watson	A - Syracuse (37-27)	11-14-2015
34	52	420	Charlie Whitehurst	A - Duke (34-31)	11-2-2002
33	48	400	Trevor Lawrence	N4 - Ohio State (28-49)	1-1-2021
32	48	304	Deshaua Watson	A - Georgia Tech (26-7)	9-22-2016
31	55	288	Charlie Whitehurst	H - Miami (Fla.) (30-36)	9-17-2005
31	40	378	Tajh Boyd	N2 - Ohio State (40-35)	1-3-2014

N1 - Atlanta, Ga. (Chick-fil-A Bowl); N2 - Miami Gardens, Fla. (Orange Bowl); N3 - Tampa, Fla. (CFP National Championship Game); N4 - New Orleans, La. (Sugar Bowl)

COMPLETIONS BY OPPONENT

Co.	Att.	Yds	Player	Site - Team (Score CU-Opp.)	Date
35	57	454	George Godsey	H - Georgia Tech (28-31)	10-28-2000
34	53	367	Ben Bennett	A - Duke (38-31)	10-15-1983
33	48	271	Matt Schaub	H - Virginia (30-27)	10-11-2003
32	43	375	Kliff Kingsbury	N1 - Texas Tech (15-55)	12-23-2002
32	43	407	Geno Smith	N3 - West Virginia (33-70)	1-4-2012
32	50	510	Jake Bentley	H - South Carolina (56-35)	11-24-2018
32	44	238	Devin Leary	A - NC State (21-27)	9-25-2021
31	46	368	Bruce Gadd	A - Rice (10-29)	9-23-1972
31	55	385	Casey Clausen	N2 - Tennessee (27-14)	1-2-2004
31	47	315	Matt Ryan	H - Boston College (17-20)	11-17-2007
31	50	338	Ryan Finley	A - NC State (38-31)	11-4-2017
31	49	463	Joe Burrow	N4 - LSU (25-42)	1-13-2020

N1 - Orlando, Fla. (Tangerine Bowl); N2 - Atlanta, Ga. (Peach Bowl); N3 - Miami Gardens, Fla. (Orange Bowl); N4 - New Orleans, La. (CFP National Championship Game)

COMPLETION PERCENTAGE BY CLEMSON

Pct.	Co.-Att.	Player	Site - Opp. (Score CU-Opp.)	Date
95.0	19-20	Cole Stoudt	H - South Carolina State (52-13)	9-7-2013
94.1	16-17	Woodrow Dantzler	H - The Citadel (38-0)	9-2-2000
90.9	20-22	Cullen Harper	H - Central Michigan (70-14)	10-20-2007
90.9	10-11	Cole Stoudt	H - Wake Forest (56-7)	9-28-2013
88.2	15-17	Kyle Parker	A - Wake Forest (30-10)	11-20-2010
85.7	12-14	DeChane Cameron	A - South Carolina (41-24)	11-23-1991
85.2	23-27	Woodrow Dantzler	A - NC State (45-37)	10-13-2001
84.6	11-13	Willie Jordan	A - Duke (21-25)	10-18-1975
84.2	16-19	Cullen Harper	H - Furman (38-10)	9-15-2007
84.2	16-19	Trevor Lawrence	H - Boston College (59-7)	10-26-2019

Note: Minimum 10 passing attempts.

COMPLETION PERCENTAGE BY OPPONENT

Pct.	Co.-Att.	Player	Site - Team (Score CU-Opp.)	Date
100.0	11-11	Darian Durant	H - North Carolina (3-38)	10-20-2001
84.6	22-26	Terry Jordan	A - NC State (24-17)	10-20-1990
83.3	10-12	Braxton Burmeister	A - Virginia Tech (45-10)	12-5-2020
81.8	9-11	Bob Avellini	A - Maryland (6-31)	11-11-1972
81.2	13-16	Mike Cavan	A - Georgia (0-38)	9-26-1970
80.0	16-20	Art Schlichter	N1 - Ohio State (17-15)	12-29-1978
80.0	20-25	Cory Randolph	A - Wake Forest (27-31)	10-1-2005
78.6	22-28	Justin Fields	N2 - Ohio State (28-49)	1-1-2021
78.3	18-23	Riley Skinner	A - Wake Forest (27-17)	10-7-2006
77.1	27-35	EJ Manuel	A - Florida State (37-49)	9-22-2012

N1 - Jacksonville, Fla. (Gator Bowl); N2 - New Orleans, La. (Sugar Bowl); Note: Minimum 10 passing attempts.

PASSING EFFICIENCY BY CLEMSON

Eff.	Player	C-A-Yds-I-TD	Site - Opp. (Score CU-Opp.)	Date
310.7	Bobby Gage	9-11-245-1-2	A - Furman (42-0)	11-8-1947
282.1	Harvey White	8-10-162-0-2	A - South Carolina (27-0)	10-22-1959
261.9	Tajh Boyd	20-27-455-2-5	A - Syracuse (49-14)	10-5-2013
261.1	Cullen Harper	20-22-273-1-5	H - Central Michigan (70-14)	10-20-2007
257.9	Trevor Lawrence	16-19-275-0-3	H - Boston College (59-7)	10-26-2019
253.9	Cullen Harper	16-19-266-0-3	H - Furman (38-10)	9-15-2007
251.3	Trevor Lawrence	12-16-218-0-3	H - Wofford (59-14)	11-2-2019
248.8	Nealon Greene	8-11-152-0-2	A - NC State (43-22)	9-30-1995
248.0	Trevor Lawrence	16-22-302-0-4	N1 - Virginia (62-17)	12-7-2019
247.2	Woodrow Dantzler	16-17-192-0-3	H - The Citadel (38-0)	9-2-2000

N1 - Charlotte, N.C. (ACC Championship Game); Note: Minimum 10 passing attempts.

PASSING EFFICIENCY BY OPPONENT

Eff.	Player	C-A-Yds-I-TD	Site - Team (Score CU-Opp.)	Date
323.1	Jeff Grantz	9-12-158-0-5	A - South Carolina (20-56)	11-22-1975
270.5	Scotty Glacken	8-12-134-0-4	A - Duke (30-35)	10-19-1963
257.6	Justin Fields	22-28-385-1-6	N2 - Ohio State (28-49)	1-1-2021
256.5	Billy Lothridge	7-10-128-1-3	A - Georgia Tech (9-26)	9-22-1962
242.5	Mike Elkins	11-16-213-0-3	A - Wake Forest (38-21)	10-29-1988
226.9	Clyde Walker	10-14-165-1-3	H - Florida State (7-43)	11-1-1975
213.0	Mike Tice	9-13-144-0-2	A - Maryland (7-34)	11-15-1980
207.7	Connor Shaw	14-20-210-0-3	A - South Carolina (13-34)	11-26-2011
205.2	Joe Hamilton	22-30-322-2-5	A - Georgia Tech (42-45)	11-13-1999
203.7	Donovan McNabb	13-23-309-1-3	N1 - Syracuse (0-41)	1-1-1996

N1 - Jacksonville, Fla. (Gator Bowl); N2 - New Orleans, La. (Sugar Bowl); Note: Minimum 10 passing attempts.

RECEPTIONS BY CLEMSON

Rec.	Yards	Player	Site - Opp. (Score CU-Opp.)	Date
16	227	Sammy Watkins	N1 - Ohio State (40-35)	1-3-2014
15	202	Mike Williams	H - Pittsburgh (42-43)	11-12-2016

14	163	Sammy Watkins	A - Maryland (40-27)	10-26-2013
13	119	DeAndre Hopkins	N2 - Auburn (26-19)	9-1-2012
13	191	DeAndre Hopkins	N2 - LSU* (25-24)	12-31-2012
13	125	Artavis Scott	H - Pittsburgh (42-43)	11-12-2016
12	133	Airese Currie	H - Middle Tennessee (37-14)	9-13-2003
12	73	Artavis Scott	A - Syracuse (37-27)	11-14-2015
12	146	Mike Williams	H - NC State (24-17)	10-15-2016
11	129	Phil Rogers	A - North Carolina (13-17)	11-6-1965
11	111	Rod Gardner	H - Marshall (10-13)	9-4-1999
11	156	Chansi Stuckey	H - Florida State (35-14)	11-12-2005
11	124	Chansi Stuckey	A - Boston College (33-34)	9-9-2006
11	174	Aaron Kelly	H - Virginia Tech (23-41)	10-6-2007
11	100	Tyler Grisham	H - Virginia Tech (23-41)	10-6-2007
11	197	DeAndre Hopkins	A - Boston College (45-31)	9-29-2012
11	110	Sammy Watkins	H - NC State (62-48)	11-17-2012
11	105	Cornell Powell	H - Boston College (34-28)	10-31-2020

* - Chick-fil-A Bowl; N1 - Miami Gardens, Fla. (Orange Bowl); N2 - Atlanta, Ga.

RECEPTIONS BY OPPONENT

Rec.	Yards	Player	Site - Opp. (Score CU-Opp.)	Date
14	209	Kelly Campbell	H - Georgia Tech (28-31)	10-28-2000
14	116	Emeka Emezie	A - NC State (21-27)	9-25-2021
13	209	Henley Carter	H - Duke (39-22)	10-19-1968
13	149	Wes Chesson	A - Duke (10-21)	10-24-1970
13	132	Mark Militello	A - Duke (38-31)	10-15-1983
12	115	Phil Denfeld	H - Wake Forest (82-24)	10-31-1981
12	123	Tavon Austin	N1 - West Virginia (33-70)	1-4-2012



DEANDRE HOPKINS HAD 13 RECEPTIONS FOR 191 YARDS IN CLEMSON'S WIN OVER LSU IN THE 2012 CHICK-FIL-A BOWL.

INDIVIDUAL GAME BESTS

11	131	Larry Seivers	A - Tennessee (19-21)	10-2-1976
11	113	John Tice	A - Maryland (24-22)	11-13-1982
11	114	Joey Gibson	H - App State (23-12)	9-6-1997
11	225	Torry Holt	H - NC State (39-46)	10-31-1998
11	121	Peter Warrick	H - Florida State (14-17)	10-23-1999
11	78	Wali Lundy	A - Virginia (17-22)	10-12-2002
11	92	Andre Callender	H - Boston College (17-20)	11-17-2007
11	93	Deondre Douglas	H - Troy (30-24)	9-10-2016

N1 - Miami Gardens, Fla. (Orange Bowl)

RECEIVING YARDS BY CLEMSON

Yds	Rec.	Player	Site - Opp. (Score CU-Opp.)	Date
227	16	Sammy Watkins	N1 - Ohio State (40-35)	1-3-2014
202	8	Sammy Watkins	A - Wake Forest (42-13)	10-25-2012
202	15	Mike Williams	H - Pittsburgh (42-43)	11-12-2016
197	11	DeAndre Hopkins	A - Boston College (45-31)	9-29-2012
191	13	DeAndre Hopkins	N2 - LSU (25-24)	12-31-2012
185	7	Artavis Scott	H - South Carolina (35-17)	11-29-2014
182	7	Rod Gardner	A - North Carolina (38-24)	10-21-2000
182	9	Tee Higgins	N3 - Virginia (62-17)	12-7-2019
178	6	Tee Higgins	H - The Citadel (61-3)	11-18-2017
176	5	Martavis Bryant	H - Georgia Tech (55-31)	11-14-2013
176	6	Cornell Powell	H - Pittsburgh (52-17)	11-28-2020

N1 - Miami Gardens, Fla. (Orange Bowl); N2 - Atlanta, Ga. (Chick-fil-A Bowl); N3 - Charlotte, N.C. (ACC Championship Game)

RECEIVING YARDS BY OPPONENT

Yds	Rec.	Player	Site - Opp. (Score CU-Opp.)	Date
249	8	Peter Warrick	H - Florida State (28-35)	9-20-1997
225	11	Torry Holt	H - NC State (39-46)	10-31-1998
221	9	Ja'Marr Chase	N2 - LSU (25-42)	1-13-2020
219	7	Tobais Palmer	H - NC State (62-48)	11-17-2012
210	10	Deebo Samuel	H - South Carolina (56-35)	11-24-2018
209	13	Henley Carter	H - Duke (39-22)	10-19-1968
209	14	Kelly Campbell	H - Georgia Tech (28-31)	10-28-2000
208	5	O.J. Howard	N1 - Alabama (40-45)	1-11-2016
193	8	Alex Amidon	A - Boston College (45-31)	9-29-2012
184	9	Marcus Badgett	A - Maryland (23-53)	11-14-1992

N1 - Glendale, Ariz. (CFP National Championship Game); N2 - New Orleans, La. (CFP National Championship Game)

POINTS BY CLEMSON

Pts	Player	TD	XP	Site - Opp. (Score CU-Opp.)	Date
33	Maxcey Welch	5	3	H - Newberry (75-0)	10-17-1930
30	Stumpy Banks	5	0	A - Furman (38-0)	10-13-1917
24	Boo Armstrong	4	0	A - South Carolina (39-0)	11-2-1918
24	Fred Cone	4	0	A - Auburn (41-0)	11-25-1950
24	Terrence Flagler	4	0	A - Wake Forest (28-20)	11-1-1986
24	Emory Smith	4	0	A - Wake Forest (29-14)	9-16-1995
24	Travis Zachery	4	0	H - Duke (58-7)	11-6-1999
24	Travis Zachery	4	0	H - Duke (59-31)	12-1-2001
24	Chad Jasmin	4	0	A - South Carolina (63-17)	11-22-2003
24	James Davis	4	0	H - North Carolina (52-7)	9-23-2006
24	C.J. Spiller	4	0	N1 - Georgia Tech (34-39)	12-5-2009

N1 - Tampa, Fla. (ACC Championship Game)

POINTS BY OPPONENT

Pts	Player	TD	XP	Site - Opp. (Score CU-Opp.)	Date
24	Kevin McLee	4	0	A - Georgia (7-35)	10-4-1975
24	Ted Brown	4	0	H - N.C.State (7-45)	10-25-1975
24	Torry Holt	4	0	H - NC State (39-46)	10-31-1998
24	LaMont Jordan	4	0	A - Maryland (42-30)	10-16-1999
24	Tavon Austin	4	0	N1 - West Virginia (33-70)	1-4-2012
24	Todd Gurley	4	0	A - Georgia (21-45)	8-30-2014
24	Dalvin Cook	4	0	A - Florida State (37-34)	10-29-2016

N1 - Miami Gardens, Fla. (Orange Bowl)

FIELD GOALS BY CLEMSON

FG	Distances	Player	Site - Opp. (Score CU-Opp.)	Date
6	(21, 21, 25, 18, 44, 42)	Jad Dean	H - Texas A&M (25-24)	9-3-2005
6	(23, 33, 32, 52, 42, 35)	Richard Jackson	H - Boston College (25-7)	9-19-2009
5	(31, 42, 32, 46, 41)	Nelson Welch	H - NC State (29-19)	10-26-1991
5	(30, 53, 43, 31, 32)	Nelson Welch	A - Maryland (23-53)	11-14-1992
5	(34, 37, 47, 34, 20)	Nelson Welch	A - North Carolina (28-17)	11-5-1994
5	(38, 42, 18, 20, 47)	Chandler Catanzaro	H - Boston College (36-14)	10-8-2011
4	(49, 26, 24, 57)	Obed Ariri	H - Wake Forest (26-0)	10-29-1979
4	(30, 33, 44, 17)	Obed Ariri	A - North Carolina (19-10)	11-10-1979
4	(19, 45, 39, 30)	Obed Ariri	A - NC State (20-24)	10-25-1980
4	(47, 25, 30, 25)	Chris Gardocki	H - Georgia (34-3)	10-6-1990
4	(38, 20, 45, 44)	Chris Gardocki	A - Georgia Tech (19-21)	10-13-1990
4	(25, 47, 30, 20)	Matt Padgett	A - NC State (19-17)	9-13-1997
4	(52, 34, 30, 35)	David Richardson	A - Wake Forest (33-16)	11-1-1997
4	(25, 22, 39, 24)	David Richardson	H - Furman (33-0)	9-5-1998
4	(47, 22, 38, 37)	Aaron Hunt	H - Louisiana Tech (33-13)	9-7-2002
4	(29, 35, 22, 42)	Aaron Hunt	H - Maryland (12-30)	11-16-2002
4	(23, 35, 32, 37)	Aaron Hunt	H - Florida State (26-10)	11-8-2003
4	(21, 47, 36, 42)	Jad Dean	H - NC State (26-20)	10-30-2004
4	(27, 32, 25, 22)	Jad Dean	H - Maryland (12-13)	11-4-2006
4	(28, 46, 29, 25)	Mark Buchholz	A - NC State (42-20)	9-22-2007

4	(24, 40, 37, 18)	Chandler Catanzaro	N1 - Auburn (26-19)	9-1-2012
4	(31, 29, 25, 24)	Chandler Catanzaro	A - Maryland (40-27)	10-26-2013
4	(25, 45, 46, 30)	B.T. Potter	A - Notre Dame (40-47)	11-7-2020
4	(18, 40, 35, 42)	B.T. Potter	H - Boston College (19-13)	10-2-2021

N1 - Atlanta, Ga.

YARDS ON FIELD GOALS BY CLEMSON

Yds	Distances	Player	Site - Opp. (Score CU-Opp.)	Date
217	(23, 33, 32, 52, 42, 35)	Richard Jackson	H - Boston College (25-7)	9-19-2009
192	(31, 42, 32, 46, 41)	Nelson Welch	H - NC State (29-19)	10-26-1991
189	(30, 53, 43, 31, 32)	Nelson Welch	A - Maryland (23-53)	11-14-1992
172	(34, 37, 47, 34, 20)	Nelson Welch	A - North Carolina (28-17)	11-5-1994
171	(21, 21, 25, 18, 44, 42)	Jad Dean	H - Texas A&M (25-24)	9-3-2005
165	(38, 42, 18, 20, 47)	Chandler Catanzaro	H - Boston College (36-14)	10-8-2011
156	(49, 26, 24, 57)	Obed Ariri	H - Wake Forest (26-0)	10-29-1979
151	(52, 34, 30, 35)	David Richardson	A - Wake Forest (33-16)	11-1-1997
147	(38, 20, 45, 44)	Chris Gardocki	A - Georgia Tech (19-21)	10-13-1990
146	(21, 47, 36, 42)	Jad Dean	H - NC State (26-20)	10-30-2004
146	(48, 52, 46)	Mark Buchholz	H - Wake Forest (44-10)	11-10-2007
146	(25, 45, 46, 30)	B.T. Potter	A - Notre Dame (40-47)	11-7-2020

PUNT RETURN YARDS BY CLEMSON

Yds	Returns	Player	Site - Opp. (Score CU-Opp.)	Date
167	4	Don Kelley	A - Maryland (24-11)	10-20-1970
126	5	Donnell Woolford	H - Georgia Tech (33-12)	9-26-1987
119	3	C.J. Spiller	H - Boston College (25-7)	9-19-2009
116	4	Darnell Stephens	H - Maryland (40-7)	11-16-1991
107	8	Adam Humphries	H - Louisville (23-17)	10-11-2014
106	7	Tony Horne	H - UTEP (39-7)	10-4-1997
105	3	Brian Mance	H - Georgia Tech (28-31)	10-28-2000
102	2	Richie Luzzi	A - Georgia (13-31)	9-27-1969

KICKOFF RETURN YARDS BY CLEMSON

Yds	Returns	Player	Site - Team (Score CU-Opp.)	Date
282	6	Justin Miller	A - Florida State (22-41)	9-25-2004
207	5	Sammy Watkins	A - Maryland (56-45)	10-15-2011
174	5	David Thomas	A - Georgia Tech (9-31)	10-7-1972
160	7	John Shields	H - Alabama (13-38)	10-25-1969
159	6	Dennis Goss	A - North Carolina (13-26)	11-6-1971
158	4	Terrance Roulhac	H - South Carolina (21-21)	11-22-1986
153	2	Derrick Hamilton	A - Maryland (20-37)	11-10-2001
152	4	Justin Miller	H - Maryland (12-30)	11-16-2002
152	4	C.J. Spiller	N1 - Alabama (10-34)	8-30-2008
143	3	Bill Mathis	A - Georgia Tech (6-16)	10-25-1959
143	7	Sammy Watkins	N2 - West Virginia (33-70)	1-4-2012

N1 - Atlanta, Ga.; N2 - Miami Gardens, Fla. (Orange Bowl)

RETURN YARDS (PR, KOR, IR) BY CLEMSON

Yds	Method	Player	Site - Opp. (Score CU-Opp.)	Date
282	(282 KOR)	Justin Miller	A - Florida State (22-41)	9-25-2004
223	(167 PR, 56 IR)	Don Kelley	A - Maryland (24-11)	10-31-1970
207	(207 KOR)	Sammy Watkins	A - Maryland (56-45)	10-15-2011
174	(174 KOR)	David Thomas	A - Georgia Tech (9-31)	10-7-1972
165	(26 PR, 139 KOR)	Marcus Gilchrist	H - South Carolina (7-29)	11-27-2010
161	(9 PR, 152 KOR)	C.J. Spiller	N1 - Alabama (10-34)	8-30-2008
160	(160 KOR)	John Shields	H - Alabama (13-38)	10-25-1969
159	(159 KOR)	Dennis Goss	A - North Carolina (13-26)	11-6-1971
159	(62 PR, 97 KOR)	C.J. Spiller	N2 - Nebraska (21-26)	1-1-2009
159	(63 PR, 96 KOR)	C.J. Spiller	H - Middle Tennessee (37-14)	9-5-2009

N1 - Atlanta, Ga.; N2 - Jacksonville, Fla. (Gator Bowl)

ALL-PURPOSE YARDS BY CLEMSON

Yds	Player	Opponent	Year	Rush	Rec.	PR	KOR
345	Sammy Watkins	Maryland	2011	33	105	0	207
312	C.J. Spiller	Florida State	2009	165	67	9	71
310	C.J. Spiller	at Miami (Fla.)	2009	81	104	---	125
301	C.J. Spiller	Georgia Tech*	2009	233	5	---	63
284	Sammy Watkins	Georgia Tech	2011	7	153	---	124
282	Justin Miller	at Florida State	2004	---	---	---	282
274	Terrence Flagler	at Wake Forest	1986	209	65	---	---
268	Sammy Watkins	Ohio State^	2013	3	227	---	38
267	Tony Horne	Florida State	1997	---	131	27	109
264	Andre Ellington	Boston College	2012	132	3	---	129
264	Travis Etienne	Boston College	2020	84	140	---	40

* - Tampa, Fla. (ACC Championship Game); ^ - Miami Gardens, Fla. (Orange Bowl)

PUNTING AVERAGE BY CLEMSON

Avg.	Att.-Yds	Player	Site - Opp. (Score CU-Opp.)	Date
55.3	3-166	Dale Hatcher	H - Kentucky (24-6)	10-2-1982
53.6	5-268	Will Spiers	H - Syracuse (47-21)	10-24-2020
52.7	3-158	Will Spiers	H - Miami (Fla.) (42-17)	10-10-2020
52.0	5-260	Banks McFadden	A - George Washington (13-6)	11-3-1939
51.8	4-207	Dale Hatcher	H - Georgia (16-16)	9-17-1983
51.8	4-207	Will Spiers	A - Louisville (47-21)	9-16-2017
51.5	6-309	Dawson Zimmerman	H - North Texas (35-10)	9-4-2010
51.5	4-206	Will Spiers	H - Florida State (30-20)	10-30-2021
51.0	6-306	Dale Hatcher	A - Kentucky (21-3)	10-3-1981
50.8	4-203	Joe Paglieli	H - Maryland (12-25)	11-12-1955

Note: Minimum three punts.



100-YARD INDIVIDUAL RUSHING GAMES

Yds	Car	Player	Opponent	Result	Date	Site
263	32	Raymond Priester	Duke	W, 34-17	11-11-1995	H
260	27	Cliff Austin	Duke	W, 49-14	10-16-1982	H
234	33	Don King	Fordham	T, 12-12	11-8-1952	A
233	20	C.J. Spiller	Georgia Tech	L, 34-39	12-5-2009	N
228	25	Andre Ellington	Auburn	W, 26-19	9-1-2012	N
226	32	Wesley McFadden	Virginia Tech	W, 22-10	9-12-1987	A
220	18	Woodrow Dantzler	Virginia	W, 31-10	9-23-2000	A
216	21	James Davis	Georgia Tech	W, 31-7	10-21-2006	H
212	24	Andre Ellington	Maryland	W, 56-45	10-15-2011	A
212	9	Travis Etienne	Wofford	W, 59-14	11-2-2019	H
210	30	Terrence Flagler	Virginia	W, 31-17	10-11-1986	A
209	22	Terrence Flagler	Wake Forest	W, 28-20	11-1-1986	A
205	12	Travis Etienne	Georgia Tech	W, 52-14	8-29-2019	H
204	15	Buck George	Presbyterian	W, 53-13	9-20-1952	H
204	36	Raymond Priester	Maryland	W, 20-9	10-25-1997	A
203	27	Travis Etienne	Syracuse	W, 27-23	9-29-2018	H
202	36	Ray Yaeger	Wake Forest	W, 28-14	10-18-1969	H
201	35	Ray Yaeger	North Carolina	W, 24-14	11-16-1968	H
197	27	Ken Callicutt	South Carolina	W, 39-21	11-23-1974	H
192	18	Butch Butler	Presbyterian	W, 32-13	9-19-1942	H
192	14	Travis Etienne	Louisville	W, 45-10	10-19-2019	A
191	27	Wayne Gallman	South Carolina	W, 35-17	11-29-2014	H
191	24	Kobe Pace	Wake Forest	W, 48-27	11-27-2021	H
189	31	Buddy Gore	South Carolina	W, 23-12	11-25-1967	A
187	30	Raymond Priester	Wake Forest	W, 21-10	9-28-1996	H
187	28	Wayne Gallman	North Carolina	W, 45-37	12-5-2015	N
186	30	Kevin Mack	Maryland	W, 52-27	11-12-1983	H
185	20	Ronald Williams	Virginia	T, 20-20	10-12-1991	H
184	23	Woodrow Dantzler	NC State	W, 45-37	10-13-2001	A
183	27	Terry Allen	Virginia	W, 38-21	10-10-1987	H
183	14	Ronald Williams	App State	W, 48-0	9-22-1990	H
183	22	Woodrow Dantzler	Maryland	W, 42-30	10-16-1999	A
182	6	Bobby Gage	Presbyterian	W, 42-0	9-20-1947	H
179	13	Hal Davis	Virginia	W, 29-7	10-31-1964	H
178	19	Lester Brown	Virginia	W, 30-14	10-14-1978	A
178	19	Cliff Austin	Duke	W, 38-10	10-17-1981	A
177	26	Larry Gressette	Auburn	W, 34-0	11-24-1951	H




TRAVIS ETIENNE HAD A SCHOOL-RECORD 20 GAMES OF 100+ RUSHING YARDS IN HIS CAREER, INCLUDING HIS CAREER-HIGH 212 RUSHING YARDS AGAINST WOFFORD IN 2019.

100-YARD RUSHING GAMES

Player	Years	Gms	Opponent	Yds	Date	Site
James Davis	2005-08	14				
Travis Etienne	2017-20	20				
Wayne Gallman	2014-16	17				
Raymond Priester	1994-97	15				
James Davis	2005-08	14				
C.J. Spiller	2006-09	12				
Andre Ellington	2009-12	12				
177	17	Terrence Flagler	The Citadel	W, 24-0	10-4-1986	H
175	14	Jackie Calvert	Missouri	W, 34-0	9-30-1950	A
175	24	Joel Wells	Furman	W, 40-20	11-26-1955	A
175	25	Raymond Priester	Georgia Tech	W, 28-25	10-19-1996	H
174	14	Billy Hair	Presbyterian	W, 53-6	9-22-1951	H
173	15	Banks McFadden	Presbyterian	W, 18-0	9-23-1939	H
172	19	Derrick Witherspoon	Maryland	W, 29-0	10-30-1993	H
172	31	Wayne Gallman	NC State	W, 56-41	10-31-2015	A
170	19	Ken Callicutt	North Carolina	W, 54-32	11-9-1974	H
167	29	Terry Allen	North Carolina	W, 37-14	11-5-1988	H
167	10	Travis Etienne	Wake Forest	W, 63-3	10-6-2018	A
166	15	Woodrow Dantzler	Wake Forest	W, 55-7	9-16-2000	H
166	24	James Davis	NC State	W, 42-20	9-22-2007	A
166	20	Andre Ellington	Georgia Tech	W, 27-13	10-23-2010	H
165	22	C.J. Spiller	Florida State	W, 40-24	11-7-2009	H
165	22	Andre Ellington	Wofford	W, 35-27	9-10-2011	H
164	25	Woodrow Dantzler	Georgia Tech	W, 47-44 ^(OT)	9-29-2001	A
163	33	Fred Cone	Auburn	W, 41-0	11-25-1950	A
163	25	Joe Henderson	North Carolina	W, 35-3	11-4-1989	A
163	24	Rodney Blunt	Duke	W, 33-21	12-1-1991	N
163	22	Raymond Priester	Maryland	W, 17-0	10-21-1995	A
163	10	Lyn-J Dixon	Wake Forest	W, 63-3	10-6-2018	A
162	16	Travis Etienne	Georgia Southern	W, 38-7	9-15-2018	H
161	13	Ray Mathews	Presbyterian	W, 69-7	9-17-1949	H
161	30	Roderick McDowell	Maryland	W, 40-27	10-26-2013	A
161	22	Wayne Gallman	Wake Forest	W, 35-13	11-16-2016	A
160	19	Ed Maness	Rhodes	T, 12-12	11-16-1940	A
159	17	Louis Solomon	Wake Forest	W, 24-8	10-29-1994	H
156	12	Travis Etienne	Pittsburgh	W, 42-10	12-1-2018	N
155	10	C.J. Spiller	South Carolina	L, 28-31	11-25-2006	H
154	28	Lester Brown	North Carolina	W, 13-9	11-11-1978	H
154	16	Terry Allen	Wake Forest	W, 38-21	10-29-1988	A
154	27	Raymond Priester	Wake Forest	W, 29-14	9-16-1995	A
154	18	C.J. Spiller	NC State	W, 20-14	11-11-2006	H
153	8	Travis Etienne	Louisville	W, 77-16	11-3-2018	H
152	5	Ken Moore	The Citadel	W, 59-0	11-27-1954	H
152	22	Wade Hughes	Wake Forest	W, 31-0	10-28-1972	A
151	25	Chuck McSwain	South Carolina	W, 29-13	11-21-1981	A
151	25	Raymond Priester	LSU	L, 7-10	12-28-1996	N
151	29	Travis Zachery	Maryland	W, 35-14	10-14-2000	H
150	18	Kevin Mack	Duke	W, 38-31	10-15-1983	A
150	28	James Davis	Colorado	W, 19-10	12-27-2005	N
150	26	Wayne Gallman	Oklahoma	W, 37-17	12-31-2015	N
150	28	Travis Etienne	South Carolina	W, 56-35	11-24-2018	H
149	17	Travis Etienne	Miami (Fla.)	W, 42-17	10-10-2020	H
148	27	Kenny Flowers	Minnesota	L, 13-20	12-21-1985	N
147	31	Travis Zachery	NC State	W, 34-27	10-7-2000	H
146	22	Sid Tinsley	South Carolina	W, 20-13	10-19-1944	A
146	23	Ray Yaeger	Georgia Tech	W, 21-10	10-4-1969	A
146	11	Don Testerman	Tennessee	L, 28-29	10-26-1974	A
146	25	Marvin Sims	Georgia	W, 12-7	9-22-1979	H
146	30	Raymond Priester	NC State	W, 40-17	11-16-1996	H
145	19	Fred Cone	Furman	W, 57-2	11-18-1950	H
145	24	Terry Allen	Virginia	W, 10-7	10-8-1988	A
145	27	James Davis	South Carolina	W, 13-9	11-19-2005	A
145	24	Deshawn Watson	Oklahoma	W, 37-17	12-31-2015	N
144	8	Bobby Gage	Presbyterian	W, 76-0	9-22-1945	H
144	31	Hugh Mauldin	TCU	W, 3-0	10-23-1965	H
143	22	Fred Cone	Presbyterian	W, 54-0	9-23-1950	H
143	32	Terry Allen	Duke	L, 17-21	9-30-1989	A
143	12	James Davis	NC State	W, 31-10	10-13-2005	A
143	11	James Davis	Louisiana Tech	W, 51-0	9-30-2006	H
143	27	Jamie Harper	Florida State	L, 13-16	11-13-2010	A
142	24	Jamie Harper	Wake Forest	W, 30-10	11-20-2010	A
141	18	Bobby Gage	Auburn	W, 34-18	11-22-1947	H
141	20	Billy Hair	Furman	W, 57-2	11-18-1950	H
141	31	Ray Yaeger	Duke	L, 27-34	11-8-1969	A
141	23	Kenny Flowers	Wake Forest	W, 26-10	11-2-1985	H
141	16	Rodney Blunt	Virginia	W, 29-28	10-10-1992	A
141	17	Travis Zachery	Duke	W, 58-7	11-6-1999	H
140	13	Mike O'Cain	NC State	L, 21-38	10-23-1976	A
140	22	Andre Ellington	Auburn	L, 24-27 ^(OT)	9-18-2010	A
139	15	Fred Cone	Duquesne	W, 33-20	11-12-1949	H
139	28	Ray Yaeger	Maryland	W, 16-0	11-9-1968	A
139	22	Terrence Flagler	Western Carolina	W, 44-10	9-3-1983	H
139	24	Wayne Gallman	Louisville	W, 20-17	9-17-2015	A
138	25	Wade Hughes	Virginia	W, 37-21	10-21-1972	H
138	23	Raymond Priester	App State	W, 23-12	9-6-1997	H
138	9	James Davis	Temple	W, 63-9	10-12-2006	N
137	11	Jim Whitmire	Wake Forest	L, 12-41	10-30-1943	H

100-YARD INDIVIDUAL RUSHING GAMES

BUDDY GORE HAD 11 GAMES WITH AT LEAST 100 RUSHING YARDS IN HIS CAREER (1966-68).



137	17	Harold Goggins	South Carolina	L, 20-56	11-22-1975	A
137	18	Raymond Priester	South Carolina	L, 31-34	11-23-1996	H
136	16	Ed Maness	Furman	W, 13-7	11-23-1940	A
136	18	Bobby Gage	Duquesne	W, 34-13	11-15-1947	A
136	9	Smiley Sanders	Wake Forest	W, 35-8	11-3-1973	H
136	20	Kenny Flowers	Maryland	L, 23-41	11-17-1984	A
136	26	Kenny Flowers	South Carolina	W, 24-17	11-23-1985	A
136	28	Lamont Pegues	Georgia Tech	W, 20-10	11-12-1994	H
135	28	Buddy Gore	Georgia Tech	L, 21-24	10-5-1968	A
135	19	Woodrow Dantzler	Duke	W, 59-31	12-1-2001	H
134	28	Lester Brown	Georgia Tech	W, 31-14	9-24-1977	A
134	17	Terry Allen	Duke	W, 49-17	10-15-1988	H
134	24	Antwan Wyatt	Maryland	W, 13-0	10-1-1994	H
134	22	Woodrow Dantzler	Duke	W, 52-22	9-30-2000	A
133	36	Jim Shirley	NC State	W, 6-0	10-6-1951	A
132	25	Andre Ellington	Boston College	W, 45-31	9-29-2012	A
132	22	Roderick McDowell	Georgia	W, 38-35	8-31-2013	H
131	14	Ray Mathews	Presbyterian	W, 54-0	9-23-1950	H
131	14	Jackie Calvert	Wake Forest	W, 13-12	10-28-1950	A
131	31	Buddy Gore	North Carolina	W, 17-0	11-4-1967	A
131	26	Stacey Driver	Georgia Tech	L, 21-28	9-29-1984	A
131	20	Joe Henderson	Wake Forest	W, 31-17	10-31-1987	H
131	24	Dashaun Watson	North Carolina	W, 45-37	12-5-2015	N
130	28	Larry Gressette	Furman	W, 34-14	11-17-1951	A
130	17	Hugh Mauldin	Furman	W, 28-0	9-19-1964	H
130	25	Buddy Gore	South Carolina	W, 35-10	11-26-1966	H
130	20	Terry Allen	Florida State	W, 34-23	9-9-1989	A
130	15	Chad Jasmin	Tennessee	W, 27-14	1-2-2004	N
129	18	Buddy Gore	Maryland	W, 28-7	11-11-1967	H
129	14	Chuck McSwain	NC State	W, 38-29	10-23-1982	A
129	28	Travis Zachery	North Carolina	W, 31-20	10-2-1999	H
129	29	James Davis	Maryland	W, 30-17	10-27-2007	A
128	23	Ronald Williams	Georgia	W, 34-3	10-6-1990	H

128	23	Reggie Merriweather	Georgia Tech	L, 9-10	10-29-2005	A
128	10	Adam Choice	Wake Forest	W, 63-3	10-6-2018	A
128	25	Will Shipley	Florida State	W, 30-20	10-30-2021	H
128	19	Will Shipley	South Carolina	W, 30-0	11-27-2021	A
127	8	Shad Bryant	George Washington	W, 13-6	11-3-1939	A
127	7	Sid Tinsley	Furman	W, 34-6	11-22-1941	A
127	16	Billy Hair	Boston College	W, 13-0	10-31-1952	A
127	10	Warren Ratchford	South Carolina	W, 28-9	11-20-1976	H
127	12	Dexter McCleon	Virginia	W, 23-14	11-13-1993	H
127	15	C.J. Spiller	Louisiana Tech	W, 51-0	9-30-2006	H
127	20	Tajh Boyd	Ohio State	W, 40-35	1-3-2014	N
127	17	Travis Etienne	Florida State	W, 45-14	10-12-2019	H
126	12	Rudy Harris	Duke	W, 33-21	12-1-1991	N
126	17	James Davis	Maryland	L, 17-20	9-27-2008	H
125	18	Joel Wells	Colorado	L, 21-27	1-1-1957	N
125	29	Doug Cline	Wake Forest	W, 33-31	11-21-1959	H
125	21	Lester Brown	Virginia	W, 17-7	10-6-1979	H
125	21	Stacey Driver	NC State	W, 39-10	10-26-1985	H
125	28	Reggie Merriweather	South Carolina	W, 29-7	11-20-2004	H
125	20	Andre Ellington	Virginia Tech	W, 38-10	12-3-2011	N
125	18	Kobe Pace	Boston College	W, 19-13	10-2-2021	H
124	11	Billy Hair	Boston College	W, 35-14	11-11-1950	A
124	8	Jay Washington	Georgia Tech	L, 21-29	9-29-1973	A
124	18	Kenny Flowers	Georgia Tech	W, 41-14	9-24-1983	H
124	25	Stacey Driver	Wake Forest	W, 24-17	10-29-1983	H
124	25	Tracy Johnson	North Carolina	W, 13-10	11-7-1987	A
124	20	Ronald Williams	South Carolina	W, 24-15	11-17-1990	H
124	22	Andre Ellington	NC State	W, 62-48	11-17-2012	H
124	10	Travis Etienne	Notre Dame	W, 34-10	12-19-2020	N
123	10	Derrick Witherspoon	App State	W, 48-0	9-22-1990	H
123	13	Kelton Dunnican	Virginia	W, 24-16	11-9-1996	A
123	30	Wayne Gallman	Auburn	W, 19-13	9-3-2016	A
122	22	Buddy Gore	Wake Forest	W, 23-6	9-23-1967	H
122	20	Raymond Priester	Virginia	W, 24-16	11-9-1996	A
122	23	James Davis	South Carolina	W, 23-21	11-24-2007	A
122	12	Andre Ellington	North Texas	W, 35-10	9-4-2010	H
122	11	Travis Etienne	Georgia Tech	W, 49-21	9-22-2018	A
121	15	Jim Whitmire	Presbyterian	L, 12-13	9-25-1943	H
121	18	Ken Callicutt	South Carolina	L, 20-32	11-24-1973	A
121	27	Lester Brown	South Carolina	W, 41-23	11-25-1978	H
121	25	Stacey Driver	Virginia	W, 27-24	10-12-1985	H
121	16	Kenny Flowers	Duke	W, 21-9	10-19-1985	A
121	16	Travis Etienne	Wake Forest	W, 52-3	11-16-2019	H
120	13	Banks McFadden	George Washington	W, 27-0	11-5-1938	A
120	21	Butch Butler	George Washington	L, 0-7	11-7-1942	H
120	18	Ray Mathews	Missouri	W, 34-0	9-30-1950	A
120	18	Chuck McSwain	Duke	W, 28-10	10-20-1979	A
120	22	Kenny Flowers	Maryland	L, 31-34	11-16-1985	H
120	26	Woodrow Dantzler	Georgia Tech	L, 42-45	11-13-1999	A
119	25	Buddy Gore	Maryland	W, 14-10	11-12-1966	A
119	11	Kenny Flowers	Duke	W, 54-21	10-20-1984	H
119	18	Wesley McFadden	Virginia	W, 38-21	10-10-1987	H
119	20	Woodrow Dantzler	Wake Forest	W, 21-14	10-27-2001	A
118	10	Shad Bryant	South Carolina	W, 34-12	10-20-1938	A
118	20	Dewey Quinn	Furman	W, 20-6	11-16-1946	H
118	16	Smiley Sanders	The Citadel	W, 13-0	9-9-1972	H
118	23	Rodney Blunt	Wake Forest	L, 15-18	10-31-1992	A
118	17	Raymond Priester	Furman	W, 19-3	9-7-1996	H
118	8	James Davis	Duke	W, 47-10	11-3-2007	A
118	22	Wayne Gallman	Miami (Fla.)	W, 58-0	10-24-2015	A
117	22	Billy Rogers	South Carolina	W, 20-13	10-19-1944	A
117	29	Fred Cone	South Carolina	T, 14-14	10-19-1950	A
117	25	Buddy Gore	Virginia	W, 40-35	9-24-1966	H
117	25	Buddy Gore	Alabama	L, 14-21	10-26-1968	A
117	24	Lester Brown	NC State	W, 33-10	10-28-1978	A
117	20	Lester Brown	Wake Forest	W, 51-6	11-4-1978	A
117	23	Cliff Austin	South Carolina	W, 24-6	11-20-1982	H
117	18	DeChane Cameron	North Carolina	W, 21-6	11-9-1991	A
117	22	Andre Ellington	Boston College	W, 36-14	10-8-2011	H
116	11	Carol Cox	Furman	W, 41-0	11-6-1948	H
116	17	Joel Wells	South Carolina	W, 28-14	10-20-1955	A
116	12	Chuck McSwain	North Carolina	L, 19-24	11-8-1980	H
116	18	Cliff Austin	Kentucky	W, 24-6	10-2-1982	H
116	21	Joe Henderson	Georgia Tech	W, 30-13	9-24-1988	A
116	20	DeChane Cameron	South Carolina	W, 41-24	11-23-1991	A
116	16	Louis Solomon	Virginia	W, 29-28	10-10-1992	A
116	16	C.J. Spiller	Georgia Tech	W, 31-7	10-21-2006	H
116	10	Andre Ellington	West Virginia	L, 33-70	1-4-2012	N
116	4	Lyn-J Dixon	Louisville	W, 77-16	11-3-2018	H
115	27	Charlie Timmons	Boston College	W, 6-3	1-1-1940	N
115	14	Travis Zachery	Duke	W, 59-31	12-1-2001	H
115	13	Wayne Gallman	Georgia Tech	W, 43-24	10-10-2015	H
114	8	Buck George	Furman	W, 34-14	11-17-1951	A
114	28	Stacey Driver	Wake Forest	W, 26-10	11-2-1985	H
114	24	Stacey Driver	South Carolina	W, 24-17	11-23-1985	A
114	16	Terrence Flagler	North Carolina	W, 38-10	11-8-1986	H
114	20	Reggie Merriweather	Miami (Fla.)	W, 24-17 ^(OT)	11-6-2004	A
114	21	Demerick Chancellor	Temple	W, 63-9	10-12-2006	N
114	21	C.J. Spiller	NC State	W, 42-20	9-22-2007	A

100-YARD INDIVIDUAL RUSHING GAMES

114	21	Dashaun Watson	South Carolina	W, 37-32	11-28-2015	A	103	6	Chuck McSwain	Virginia	W, 48-0	10-9-1982	A
114	14	Travis Etienne	Virginia	W, 62-17	12-7-2019	N	103	17	Terry Allen	Maryland	W, 45-16	11-14-1987	H
113	19	Billy Hair	Auburn	W, 34-0	11-24-1951	H	103	18	Rodney Blunt	Wake Forest	W, 28-10	11-2-1991	H
113	18	Emory Smith	Virginia	W, 23-14	11-13-1993	H	103	25	Woodrow Dantzler	NC State	W, 34-27	10-7-2000	H
113	11	Demerick Chancellor	Louisiana Tech	W, 51-0	9-30-2006	H	103	18	Tajh Boyd	NC State	W, 62-48	11-17-2012	H
113	9	Travis Etienne	Boston College	W, 34-7	9-23-2017	H	103	22	Wayne Gallman	Florida State	W, 23-13	11-7-2015	H
112	14	Buddy Gore	Duke	W, 39-22	10-19-1968	H	102	8	Butch Butler	Presbyterian	W, 41-12	9-20-1941	H
112	17	Kenny Flowers	Duke	W, 38-31	10-15-1983	A	102	13	Bobby Payne	Wake Forest	W, 29-0	11-15-1941	H
112	24	Raymond Priestler	South Carolina	W, 47-21	11-22-1997	A	102	18	Billy Hair	Wake Forest	W, 21-6	11-3-1951	H
112	10	Sadat Chambers	Central Michigan	W, 70-14	10-20-2007	H	102	14	Joel Wells	Maryland	L, 12-25	11-12-1955	H
112	8	C.J. Spiller	Auburn	L, 20-23 ^(OT)	12-31-2007	N	102	20	Terrence Flagler	Duke	W, 35-3	10-18-1986	H
112	26	C.J. Spiller	TCU	L, 10-14	9-26-2009	H	102	20	Ronald Williams	Georgia Tech	W, 9-7	9-28-1991	H
112	19	Wayne Gallman	South Carolina	W, 56-7	11-26-2016	H	102	26	Rudy Harris	Virginia	T, 20-20	10-12-1991	H
112	14	Travis Etienne	NC State	W, 55-10	11-9-2019	A	102	20	Woodrow Dantzler	South Carolina	L, 15-20	11-17-2001	A
111	21	Fred Cone	Missouri	W, 34-0	9-30-1950	A	102	18	James Davis	Florida State	W, 24-18	9-3-2007	H
111	26	Steve Fuller	Georgia Tech	T, 24-24	9-25-1976	A	102	19	Wayne Gallman	South Carolina	W, 37-32	11-28-2015	A
111	19	Kenny Flowers	Virginia	W, 27-24	10-12-1985	H	102	17	Travis Etienne	Wake Forest	W, 37-13	9-12-2020	A
111	20	Derrick Witherspoon	Georgia Tech	W, 16-13	9-25-1993	H	101	14	Johnny Sweatte	Wake Forest	W, 29-0	11-15-1941	H
111	19	Nealon Greene	Georgia Tech	W, 20-10	11-12-1994	H	101	12	Lester Brown	Furman	W, 21-0	9-8-1979	H
111	22	Raymond Priestler	Florida State	L, 26-45	9-9-1995	H	101	13	Cliff Austin	Wake Forest	W, 82-24	10-31-1981	H
111	27	Raymond Priestler	Virginia	L, 3-22	9-23-1995	A	101	25	Kenny Flowers	North Carolina	L, 20-21	11-9-1985	A
111	13	Duane Coleman	North Carolina	W, 36-28	10-25-2003	H	101	12	Wesley McFadden	Maryland	W, 45-16	11-14-1987	H
111	14	Roderick McDowell	South Carolina	L, 17-31	11-30-2013	A	101	12	Emory Smith	South Carolina	W, 38-17	11-18-1995	A
111	23	Wayne Gallman	Notre Dame	W, 24-22	10-3-2015	H	101	16	Travis Zachery	Georgia Tech	L, 28-31	10-28-2000	H
111	19	Will Shipley	Wake Forest	W, 48-27	11-20-2021	H	101	19	James Davis	Texas A&M	W, 25-24	9-3-2005	H
110	10	Larry Gressette	Presbyterian	W, 53-6	9-22-1951	H	101	9	Jamie Harper	North Texas	W, 35-10	9-4-2010	H
110	25	Ray Yaeger	Maryland	W, 40-0	11-1-1969	H	101	28	Wayne Gallman	Syracuse	W, 16-6	10-25-2014	H
110	28	Ray Yaeger	Georgia Tech	L, 7-28	10-3-1970	A	101	6	Tavien Feaster	Louisville	W, 77-16	11-3-2018	H
110	19	Stacey Driver	South Carolina	W, 22-13	11-19-1983	A	100	24	Fred Cone	Auburn	T, 20-20	11-26-1949	N
110	19	Terry Allen	Maryland	W, 49-25	11-12-1988	A	100	21	Ray Yaeger	Alabama	L, 13-38	10-25-1969	H
110	16	Wayne Gallman	Louisville	W, 42-36	10-1-2016	H	100	13	Hal Davis	South Carolina	W, 7-6	11-25-1972	H
109	6	Ray Mathews	Wake Forest	L, 21-35	10-29-1949	H	100	26	Ken Pengitore	North Carolina	W, 37-29	11-10-1973	A
109	13	Jackie Calvert	Presbyterian	W, 54-0	9-23-1950	H	100	14	Homer Jordan	Virginia	W, 27-24	10-11-1980	A
109	25	Cliff Austin	NC State	W, 38-29	10-23-1982	A	100	13	Ronald Williams	Georgia	L, 12-27	10-5-1991	A
109	13	Kevin Mack	Virginia	W, 42-21	10-8-1983	H	100	26	Emory Smith	Georgia Tech	W, 24-3	10-28-1995	A
109	9	Wayne Gallman	Boston College	W, 56-10	10-7-2016	A							
109	14	Travis Etienne	Notre Dame	W, 30-3	12-29-2018	N							
109	16	Travis Etienne	Boston College	W, 59-7	10-26-2019	H							
108	8	Bobby Payne	VMI	W, 36-7	9-27-1941	A							
108	22	Joel Wells	Virginia Tech	W, 21-6	11-3-1956	H							
108	13	Rudy Hayes	Duke	L, 6-7	11-16-1957	A							
108	22	Ricky Gilstrap	Maryland	W, 20-14	11-13-1971	H							
108	16	Steve Fuller	South Carolina	W, 41-23	11-25-1978	H							
108	17	Ronald Williams	Georgia Tech	L, 19-21	10-13-1990	A							
108	14	Ronald Williams	App State	W, 34-0	9-7-1991	H							
108	17	Reggie Merriweather	Temple	W, 37-7	10-22-2005	H							
108	21	Roderick McDowell	The Citadel	W, 52-6	11-23-2013	H							
107	20	Chuck McSwain	Kentucky	W, 21-3	10-3-1981	A							
107	13	James Davis	The Citadel	W, 45-17	9-6-2008	H							
107	17	Andre Ellington	Miami (Fla.)	L, 21-30	10-2-2010	H							
107	16	Dashaun Watson	Florida State	W, 23-13	11-7-2015	H							
107	16	Trevor Lawrence	Ohio State	W, 29-23	12-28-2019	N							
106	30	Charlie Timmons	Boston College	W, 26-13	10-11-1941	A							
106	10	Walt Stewart	Presbyterian	W, 34-0	9-23-1944	H							
106	15	Fred Cone	NC State	W, 6-0	10-2-1948	H							
106	22	Joel Wells	Furman	W, 28-7	12-1-1956	H							
106	18	Mark Fellers	South Carolina	W, 39-21	11-23-1974	H							
106	13	Steve Fuller	Virginia Tech	W, 38-7	10-7-1978	H							
106	19	Bernard Rambert	North Carolina	W, 42-12	11-9-2002	A							
106	17	C.J. Spiller	Maryland	W, 30-17	10-27-2007	A							
106	9	C.J. Spiller	Wake Forest	W, 38-3	10-17-2009	H							
106	19	Wayne Gallman	Wake Forest	W, 34-20	11-6-2014	A							
106	22	Kelly Bryant	Boston College	W, 34-7	9-23-2017	H							
105	29	Don Willis	Wake Forest	W, 7-0	10-28-1938	A							
105	5	Jim Reynolds	Presbyterian	W, 76-0	9-22-1945	H							
105	14	Harvey White	Vanderbilt	W, 12-7	10-11-1958	A							
105	22	Buddy Gore	Wake Forest	W, 23-21	10-29-1966	A							
105	15	Cliff Austin	Virginia	W, 48-0	10-9-1982	A							
105	11	Terry Allen	Penn State	W, 35-10	1-1-1988	N							
105	16	Joe Henderson	Virginia	W, 34-20	10-7-1989	H							
105	21	Rodney Blunt	North Carolina	W, 40-7	11-7-1992	H							
105	17	Travis Zachery	South Carolina	W, 31-21	11-20-1999	A							
105	14	Tye Hill	North Carolina	W, 42-12	11-9-2002	A							
105	14	Dashaun Watson	Syracuse	W, 37-27	11-14-2015	A							
105	7	Tavien Feaster	NC State	W, 38-31	11-4-2017	A							
104	9	Ray Mathews	South Carolina	L, 19-21	10-23-1947	A							
104	12	Bobby Gage	Furman	W, 41-0	11-6-1948	H							
104	9	Billy Hair	Duquesne	W, 53-20	11-4-1950	H							
104	15	Tony Mathews	Wake Forest	W, 21-9	11-2-1974	A							
104	15	Marvin Sims	South Carolina	W, 41-23	11-25-1978	H							
104	21	Homer Jordan	NC State	W, 17-7	10-24-1981	H							
104	16	Louis Solomon	Duke	W, 21-6	10-17-1992	H							
104	18	Reggie Merriweather	Duke	W, 49-20	11-5-2005	H							
104	9	C.J. Spiller	Wake Forest	W, 27-17	10-7-2006	A							
103	19	Charlie Timmons	Furman	W, 34-6	11-22-1941	A							
103	9	Billy Poe	Tulane	W, 47-20	11-17-1945	A							
103	9	Jackie Calvert	NC State	W, 27-0	10-7-1950	H							
103	21	Billy O'Dell	Wake Forest	W, 19-13	10-29-1955	H							
103	18	Jeff McCall	Virginia	W, 48-0	10-9-1982	A							

Note: Since 1938; Clemson is 62-1-3 when a player rushes for at least 156 yards.



WILL SHIPLEY HAD THREE 100-YARD RUSHING GAMES AS A FRESHMAN IN 2021, INCLUDING 111 RUSHING YARDS AGAINST WAKE FOREST.

200-YARD INDIVIDUAL PASSING GAMES

Yds	Com-Att-I-TD	Player	Opponent	Result	Date	Site
580	52-70-3-3	Deshaun Watson	Pittsburgh	L, 42-43	11-12-2016	H
455	20-27-2-5	Tajh Boyd	Syracuse	W, 49-14	10-5-2013	A
439	29-44-0-2	DJ Uiagalelei	Notre Dame	L, 40-47^(20T)	11-7-2020	A
435	27-36-1-6	Deshaun Watson	North Carolina	W, 50-35	9-27-2014	H
428	27-38-0-5	Tajh Boyd	Wake Forest	W, 42-13	10-25-2012	A
426	30-44-2-5	Tajh Boyd	NC State	W, 62-48	11-17-2012	H
420	34-52-0-4	Charlie Whitehurst	Duke	W, 34-31	11-2-2002	A
420	27-41-2-3	Deshaun Watson	Boston College	W, 34-17	10-17-2015	H
420	36-56-0-3	Deshaun Watson	Alabama	W, 35-31	1-9-2017	N
405	30-47-1-4	Deshaun Watson	Alabama	L, 40-45	1-11-2016	N
404	24-32-1-5	Trevor Lawrence	Georgia Tech	W, 73-7	10-17-2020	A
403	26-37-0-2	Trevor Lawrence	Pittsburgh	W, 52-17	11-28-2020	H
400	33-48-1-2	Trevor Lawrence	Ohio State	L, 28-49	1-1-2021	N
397	26-41-2-2	Tajh Boyd	Georgia Tech	W, 47-31	10-6-2012	H
395	22-39-2-3	Trevor Lawrence	Syracuse	W, 41-6	9-14-2019	A
393	27-36-0-1	Trevor Lawrence	South Carolina	W, 56-35	11-24-2018	H
386	30-42-0-4	Tajh Boyd	Auburn	W, 38-24	9-17-2011	H
383	23-30-0-5	Deshaun Watson	NC State	W, 56-41	10-31-2015	A
378	31-40-2-5	Tajh Boyd	Ohio State	W, 40-35	1-3-2014	N
378	39-52-1-2	Deshaun Watson	NC State	W, 24-17	10-15-2016	H
378	27-43-2-2	Deshaun Watson	Florida State	W, 37-34	10-29-2016	H
377	24-29-1-3	Tajh Boyd	Virginia	W, 59-10	11-1-2013	A
372	38-66-2-2	Cullen Harper	Virginia Tech	L, 23-41	10-6-2007	H
368	35-48-1-2	Deshaun Watson	Syracuse	W, 37-27	11-14-2015	A
367	27-46-0-5	Tajh Boyd	North Carolina	W, 59-38	10-22-2011	H
367	28-38-1-3	Tajh Boyd	Boston College	W, 45-31	9-29-2012	A
351	22-28-0-1	Trevor Lawrence	Wake Forest	W, 37-13	9-12-2020	A
347	27-33-1-6	Deshaun Watson	South Carolina	W, 56-7	11-26-2016	H
347	20-32-0-3	Trevor Lawrence	Alabama	W, 44-16	1-7-2019	N
346	36-50-0-2	Tajh Boyd	LSU	W, 25-24	12-31-2012	N

200-YARD PASSING GAMES			
Player	Years	Gms	
Charlie Whitehurst	2002-05	24	
Woodrow Dantzler	1998-01	13	
Trevor Lawrence	2018-20	27	
Deshaun Watson	2014-16	26	

344	22-35-0-3	Tajh Boyd	Florida State	W, 35-30	9-24-2011	H
344	16-23-0-5	Tajh Boyd	Duke	W, 56-20	11-3-2012	A
343	24-32-1-2	Brandon Streeter	Virginia	W, 33-14	9-11-1999	H
343	25-40-0-2	Will Proctor	Boston College	L, 33-34 ^(20T)	9-9-2006	A
343	27-43-2-2	Tajh Boyd	Wake Forest	W, 31-28	11-12-2011	H
343	24-35-2-3	Deshaun Watson	Wake Forest	W, 33-13	11-21-2015	H
342	30-41-0-2	DJ Uiagalelei	Boston College	W, 34-28	10-31-2020	H
340	20-26-1-4	Tajh Boyd	Georgia Tech	W, 55-31	11-14-2013	H
334	30-44-0-1	Tajh Boyd	Boston College	W, 24-14	10-12-2013	H
333	23-27-0-4	Woodrow Dantzler	NC State	W, 45-37	10-13-2001	A
331	27-40-2-3	Charlie Whitehurst	Duke	W, 40-7	11-15-2003	H
329	27-38-2-3	Brandon Streeter	NC State	L, 39-46	10-31-1998	H
329	25-38-0-3	Trevor Lawrence	Virginia	W, 41-23	10-3-2020	H
327	27-39-0-3	Trevor Lawrence	Notre Dame	W, 30-3	12-29-2018	N
326	23-37-1-3	Kyle Parker	Miami (Fla.)	W, 40-37 ^(0T)	10-24-2009	A
323	21-43-1-1	Thomas Ray	North Carolina	L, 13-17	11-6-1965	A
322	25-36-1-2	Trevor Lawrence	Notre Dame	W, 34-10	12-19-2020	N
320	22-45-2-1	Charlie Whitehurst	Maryland	L, 7-21	10-4-2003	A
319	18-32-4-1	Brandon Streeter	Wake Forest	L, 19-29	9-26-1998	H
319	26-36-0-3	Cole Stoudt	Oklahoma	W, 40-6	12-29-2014	N
316	22-32-0-1	Kelly Bryant	Louisville	W, 47-21	9-16-2017	A
314	20-37-0-4	Trevor Lawrence	Florida State	W, 59-10	10-27-2018	A
311	17-24-0-3	Tajh Boyd	Wake Forest	W, 56-7	9-28-2013	H
310	20-29-0-2	Tajh Boyd	Furman	W, 41-7	9-15-2012	H
309	18-34-0-1	Charlie Whitehurst	North Carolina	W, 36-28	10-25-2003	H
308	26-39-0-1	Trevor Lawrence	NC State	W, 41-7	10-20-2018	H
307	19-27-1-2	Charlie Whitehurst	Temple	W, 37-7	10-22-2005	H
306	20-31-3-5	Deshaun Watson	Louisville	W, 42-36	10-1-2016	H
304	28-42-2-0	Charlie Whitehurst	Wake Forest	L, 27-31	10-1-2005	A
304	28-41-1-1	Tajh Boyd	Maryland	W, 40-27	10-26-2013	A
304	32-48-1-2	Deshaun Watson	Georgia Tech	W, 26-7	9-22-2016	A
302	18-26-1-4	Charlie Whitehurst	South Carolina	W, 63-17	11-22-2003	A
302	22-31-0-1	Cole Stoudt	South Carolina State	W, 73-7	9-6-2014	H
302	16-22-0-4	Trevor Lawrence	Virginia	W, 62-17	12-7-2019	N
301	24-50-4-0	Brandon Streeter	Mississippi State	L, 7-17	12-30-1999	N
301	23-31-1-2	Charlie Whitehurst	Furman	W, 28-17	9-6-2003	H
298	23-28-0-4	Charlie Whitehurst	Middle Tennessee	W, 37-14	9-13-2003	H
298	23-38-1-3	Charlie Whitehurst	Georgia Tech	W, 39-3	9-20-2003	A
297	28-42-0-1	Deshaun Watson	Florida State	W, 23-13	11-7-2015	H
295	23-40-2-1	Tajh Boyd	Georgia Tech	L, 17-31	10-29-2011	A
295	29-40-1-1	Trevor Lawrence	Boston College	W, 27-7	11-10-2018	A
295	26-36-0-3	Trevor Lawrence	South Carolina	W, 38-3	11-30-2019	A
293	17-27-2-2	Willie Simmons	Florida State	L, 31-48	10-3-2002	A
292	20-26-0-1	Cullen Harper	Duke	W, 31-7	11-15-2008	H
292	27-53-2-3	Deshaun Watson	Troy	W, 30-24	9-10-2016	H
292	29-41-0-3	Trevor Lawrence	Miami (Fla.)	W, 42-17	10-10-2020	H
289	26-42-1-3	Deshaun Watson	North Carolina	W, 45-37	12-5-2015	H
289	27-43-1-2	Trevor Lawrence	Syracuse	W, 47-21	10-24-2020	H
288	20-41-2-2	Charlie Whitehurst	Wake Forest	W, 37-30 ^(20T)	9-4-2004	H
288	31-55-1-2	Charlie Whitehurst	Miami (Fla.)	L, 30-36 ^(30T)	9-17-2005	H
288	21-28-0-5	Tajh Boyd	The Citadel	W, 52-6	11-23-2013	H
288	23-34-1-3	Deshaun Watson	Virginia Tech	W, 42-35	12-3-2016	N
287	27-38-0-0	Charlie Whitehurst	South Carolina	W, 27-20	11-23-2002	H
286	18-25-0-2	Nealon Greene	Wake Forest	W, 33-16	11-1-1997	A
285	29-45-0-0	Cole Stoudt	Boston College	W, 17-13	10-18-2014	A
284	23-41-2-2	Woodrow Dantzler	NC State	L, 31-35	10-9-1999	A
283	12-19-0-3	Jimmy Addison	Virginia	W, 40-35	9-24-1966	H
283	16-26-0-1	Tajh Boyd	Boston College	W, 36-14	10-8-2011	H
282	27-42-1-3	Cole Stoudt	Wake Forest	W, 34-20	11-6-2014	A
279	22-30-1-2	Brandon Streeter	Duke	W, 58-7	11-6-1999	H
279	20-27-0-1	Deshaun Watson	South Carolina	W, 37-32	11-28-2015	A
277	22-40-1-0	Woodrow Dantzler	Florida State	L, 27-41	11-3-2001	H
276	20-27-0-3	Trevor Lawrence	NC State	W, 55-10	11-9-2019	A
275	20-42-2-1	Charlie Whitehurst	Georgia Tech	L, 24-28	9-11-2004	H
275	16-19-0-3	Trevor Lawrence	Boston College	W, 59-7	10-26-2019	H
274	12-20-0-4	Charlie Whitehurst	North Carolina	W, 42-12	11-9-2002	A
273	25-55-1-0	Patrick Sapp	Maryland	L, 23-53	11-14-1992	A
273	12-21-0-2	Nealon Greene	Duke	W, 29-20	11-8-1997	H
273	20-22-1-5	Cullen Harper	Central Michigan	W, 70-14	10-20-2007	H
272	26-42-1-0	Charlie Whitehurst	Wake Forest	L, 17-45	11-1-2003	A
272	17-27-1-1	Charlie Whitehurst	Florida State	W, 26-10	11-8-2003	H
272	23-39-1-3	Will Proctor	Kentucky	L, 20-28	12-29-2006	N
272	23-34-1-2	Kelly Bryant	South Carolina	W, 34-10	11-25-2017	A
272	21-27-0-4	Trevor Lawrence	Wake Forest	W, 52-3	11-16-2019	H
271	21-53-2-1	Rodney Williams	NC State	L, 28-30	10-24-1987	H
270	20-29-1-3	Homer Jordan	Maryland	W, 21-7	11-14-1981	H
270	20-26-0-5	Cullen Harper	ULM	W, 49-26	9-8-2007	H
270	26-38-1-4	Tajh Boyd	Maryland	W, 56-45	10-15-2011	A
270	18-30-0-3	Tajh Boyd	Georgia	W, 38-35	8-31-2013	H
270	15-25-0-4	Deshaun Watson	Boston College	W, 56-10	10-7-2016	A

TREVOR LAWRENCE HAD 27 GAMES OF 200+ PASSING YARDS, SECOND MOST IN TIGER HISTORY.



200-YARD INDIVIDUAL PASSING GAMES

269	21-32-1-3	Charlie Whitehurst	Florida State	W, 35-14	11-12-2005	H
269	14-19-0-2	Dashaun Watson	South Carolina	W, 35-17	11-29-2014	H
268	25-39-0-2	Cullen Harper	NC State	W, 42-20	9-22-2007	A
268	24-35-1-1	Trevor Lawrence	Texas A&M	W, 24-10	9-7-2019	H
267	17-29-0-2	Dashaun Watson	NC State	W, 41-0	10-4-2014	H
266	16-19-0-3	Cullen Harper	Furman	W, 38-10	9-15-2007	H
266	27-35-0-3	Cullen Harper	Wake Forest	W, 44-10	11-10-2007	H
266	19-28-0-0	Dashaun Watson	Florida State	L, 17-23 ^(OT)	9-20-2014	A
265	27-44-1-2	Charlie Whitehurst	Virginia	W, 30-27 ^(OT)	10-11-2003	H
265	21-30-1-2	Dashaun Watson	Georgia Tech	W, 43-24	10-10-2015	H
264	20-30-1-3	Tajh Boyd	Troy	W, 43-19	9-3-2011	H
263	20-48-4-1	Charlie Whitehurst	Texas Tech	L, 15-55	12-23-2002	N
262	20-28-1-2	Cullen Harper	NC State	W, 27-9	9-13-2008	H
261	15-31-2-3	Kyle Parker	Georgia Tech	L, 27-30	9-10-2009	A
261	18-29-0-3	Tajh Boyd	Wofford	W, 35-27	9-10-2011	H
261	18-26-0-3	Tajh Boyd	Maryland	W, 45-10	11-10-2012	H
259	23-36-2-1	Dashaun Watson	Ohio State	W, 31-0	12-31-2016	N
259	18-33-0-2	Trevor Lawrence	Ohio State	W, 29-23	12-28-2019	N
258	13-24-0-3	Harvey White	Furman	W, 45-6	11-30-1957	A
258	21-37-1-0	Charlie Whitehurst	Miami (Fla.)	W, 24-17 ^(OT)	11-6-2004	A
254	18-32-0-2	Woodrow Dantzler	Georgia Tech	W, 47-44 ^(OT)	9-29-2001	A
252	9-14-0-0	Tommy Kendrick	Virginia	W, 32-15	10-16-1971	A
252	16-23-0-0	Woodrow Dantzler	Maryland	W, 42-30	10-16-1999	A
252	21-33-3-1	Cullen Harper	Boston College	W, 27-21	11-1-2008	A
252	23-29-0-1	Kelly Bryant	Miami (Fla.)	W, 38-3	12-2-2017	N
251	13-21-0-2	Willie Jordan	Georgia Tech	L, 28-33	9-27-1975	A
251	25-34-2-0	Woodrow Dantzler	Virginia	L, 24-26	9-22-2001	H
251	18-27-0-0	Will Proctor	Maryland	L, 12-13	11-4-2006	H
251	21-38-0-2	Trevor Lawrence	Duke	W, 35-6	11-17-2018	H
250	20-31-0-2	Nealon Greene	App State	W, 23-12	9-6-1997	H
250	20-32-0-0	Nealon Greene	NC State	W, 19-17	9-13-1997	A
250	24-46-2-2	Tajh Boyd	West Virginia	L, 33-70	1-4-2012	N
249	14-26-1-2	Woodrow Dantzler	South Carolina	W, 31-21	11-20-1999	A
248	17-26-2-2	Mike Eppley	NC State	W, 27-17	10-22-1983	H
248	19-26-1-3	Dashaun Watson	App State	W, 41-10	9-12-2015	H
248	19-34-1-1	Dashaun Watson	Auburn	W, 19-13	9-3-2016	A
246	11-23-2-1	Jim Parker	Duke	L, 30-35	10-19-1963	A
246	19-38-3-1	DeChane Cameron	Georgia	L, 12-27	10-5-1991	A
246	22-40-1-0	Charlie Whitehurst	Tennessee	W, 27-14	1-2-2004	N
246	22-31-1-2	Charlie Whitehurst	NC State	W, 31-10	10-13-2005	A
245	9-11-1-2	Bobby Gage	Furman	W, 35-7	11-8-1947	A
244	23-39-2-0	Tommy Kendrick	Duke	L, 10-21	10-24-1970	H
244	24-37-0-3	Tajh Boyd	NC State	W, 26-14	9-19-2013	A
243	12-19-0-1	Mike O'Cain	North Carolina	W, 38-35	11-8-1975	A
243	12-20-1-4	Woodrow Dantzler	Duke	W, 59-31	12-1-2001	H
242	21-34-1-1	Tommy Kendrick	Wake Forest	L, 20-36	10-17-1970	A
242	25-43-0-0	Willie Simmons	Louisiana Tech	W, 33-13	9-7-2002	H
242	18-30-1-4	Kyle Parker	Florida State	W, 40-24	11-7-2009	H
241	21-44-1-1	DJ Uiagalelei	UConn	W, 44-7	11-13-2021	H
240	19-33-1-2	Cullen Harper	Florida State	L, 27-41	11-8-2008	A
240	20-29-0-3	Tajh Boyd	Virginia Tech	W, 38-10	12-3-2011	N
239	12-26-2-1	Tommy Kendrick	Duke	L, 27-34	11-8-1969	A
239	18-25-0-0	Nealon Greene	Wake Forest	W, 29-14	9-16-1995	A
239	28-44-2-0	Kyle Parker	Florida State	L, 13-16	11-13-2010	A
238	21-34-2-0	Tajh Boyd	NC State	L, 13-37	11-19-2011	A
237	25-48-2-1	Tommy Kendrick	Florida State	L, 10-38	11-17-1970	A
237	20-36-1-3	Tajh Boyd	Florida State	L, 37-49	9-22-2012	A
236	16-22-1-1	Kelly Bryant	Kent State	W, 56-3	9-2-2017	H
234	19-26-0-2	Kyle Parker	Virginia	W, 34-21	11-21-2009	H
234	18-37-0-0	Trevor Lawrence	LSU	L, 25-42	1-13-2020	N
233	14-25-2-4	Bobby Gage	Auburn	W, 34-18	11-22-1947	H
233	20-29-2-3	Trevor Lawrence	Louisville	W, 45-10	10-19-2019	A
231	13-24-1-1	Nealon Greene	Duke	W, 13-6	10-12-1996	A
231	19-40-2-2	Brandon Streeter	Duke	L, 23-28	10-24-1998	A
230	17-22-0-3	Kelly Bryant	The Citadel	W, 61-3	11-18-2017	H
229	28-38-1-1	Cullen Harper	South Carolina	W, 23-21	11-24-2007	A
229	19-23-0-3	Tajh Boyd	Ball State	W, 52-27	9-8-2012	H
228	10-18-0-4	Willie Simmons	North Carolina	W, 38-24	10-21-2000	A
227	12-17-0-3	Ken Pengitore	North Carolina	W, 37-29	11-10-1973	A
226	8-17-5-3	Don King	Auburn	L, 19-45	11-21-1953	H
226	26-40-1-0	Cullen Harper	Boston College	L, 17-20	11-17-2007	H
225	20-40-3-0	Tommy Kendrick	Georgia	L, 0-30	9-27-1969	H
225	11-18-1-2	Steve Fuller	Virginia	W, 31-0	10-8-1977	H
225	19-27-2-0	Tajh Boyd	South Carolina	L, 17-31	11-30-2013	A
223	15-30-1-0	Patrick Sapp	Florida State	L, 0-57	9-11-1993	A
220	17-30-0-1	Randy Anderson	Virginia Tech	W, 20-17	9-14-1985	A
220	18-30-2-1	Woodrow Dantzler	NC State	W, 34-27	10-7-2000	H
220	20-34-0-2	Kyle Parker	Auburn	L, 24-27 ^(OT)	9-18-2010	A
220	18-30-0-2	DJ Uiagalelei	Louisville	A, 30-24	11-6-2021	A
218	15-23-0-4	Woodrow Dantzler	Louisiana Tech	W, 49-24	12-31-2001	N
218	12-16-0-3	Trevor Lawrence	Wofford	W, 59-14	11-1-2019	H
216	8-17-0-2	Steve Fuller	Maryland	W, 28-24	11-18-1978	A
214	15-24-0-0	Rodney Williams	Penn State	W, 35-10	1-1-1988	N
214	20-30-3-1	Will Proctor	Wake Forest	W, 27-17	10-7-2006	A
214	21-38-0-1	Kyle Parker	North Carolina	L, 16-21	10-9-2010	A
214	20-29-1-1	Kyle Parker	NC State	W, 14-13	11-6-2010	H
213	13-23-1-1	DeChane Cameron	Maryland	W, 40-7	11-16-1991	H
213	19-35-2-0	Nealon Greene	Virginia	L, 3-22	9-23-1995	H
213	14-28-2-2	Nealon Greene	Florida State	L, 28-35	9-20-1997	H



CULLEN HARPER HAD 13 GAMES OF 200+ PASSING YARDS, TIED FOR FIFTH MOST IN TIGER HISTORY.

212	11-19-0-1	Billy Ammons	NC State	W, 24-19	11-2-1968	A
212	12-17-0-1	Ken Pengitore	North Carolina	W, 37-29	11-10-1973	A
212	22-42-1-1	Kyle Parker	South Carolina	L, 17-34	11-28-2009	A
211	16-27-0-2	Woodrow Dantzler	Wake Forest	W, 21-14	10-27-2001	A
210	14-21-0-2	Chris Morocco	Virginia	W, 34-20	10-7-1989	H
209	24-35-2-1	Cole Stoudt	Syracuse	W, 16-6	10-25-2014	H
208	24-34-1-1	Tajh Boyd	Auburn	W, 26-19	9-1-2012	N
208	11-19-1-1	DJ Uiagalelei	Wake Forest	W, 48-27	11-20-2021	H
207	10-21-1-2	Jimmy Addison	Wake Forest	W, 23-21	10-29-1966	A
207	11-19-0-0	Homer Jordan	North Carolina	L, 19-24	11-8-1980	H
207	21-30-1-2	Woodrow Dantzler	Wofford	W, 38-14	9-8-2001	H
207	22-33-0-2	Kelly Bryant	Georgia Tech	W, 24-10	10-28-2017	H
207	13-28-0-0	DJ Uiagalelei	Boston College	W, 19-13	10-20-2021	H
206	12-14-1-0	DeChane Cameron	South Carolina	W, 41-24	11-23-1991	A
206	26-33-2-0	Nealon Greene	Virginia	L, 7-21	10-11-1997	H
206	17-37-2-2	Cullen Harper	Nebraska	L, 21-26	1-1-2009	N
206	18-30-0-1	Trevor Lawrence	North Carolina	W, 21-20	9-28-2019	A
205	13-23-1-2	Patrick Sapp	North Carolina	W, 40-7	11-7-1992	H
205	21-33-0-0	Willie Simmons	Wake Forest	W, 31-23	10-19-2002	H
205	21-29-1-0	Charlie Whitehurst	Colorado	W, 19-10	12-27-2005	N
205	12-17-0-1	Kelly Bryant	Texas A&M	W, 28-26	9-8-2018	A
204	17-34-3-0	Billy Lott	Baylor	L, 18-24	12-31-1979	N
204	15-29-2-2	Woodrow Dantzler	South Carolina	L, 15-20	11-17-2001	A
204	13-32-1-1	Tajh Boyd	Virginia Tech	W, 23-3	10-1-2011	A
202	9-16-0-1	Booty Payne	South Carolina	L, 14-18	10-23-1941	A
202	11-14-0-1	Willie Jordan	Duke	L, 21-25	10-18-1975	A
202	23-33-0-1	Dashaun Watson	Wake Forest	W, 35-13	11-19-2016	A
201	16-29-1-1	Tommy Kendrick	Alabama	L, 13-38	10-25-1969	H
201	13-21-0-2	Will Proctor	Duke	W, 49-20	11-5-2005	H
200	21-29-1-1	Kelly Bryant	Wake Forest	W, 28-14	10-7-2017	H

100-YARD INDIVIDUAL RECEIVING GAMES

Yds	Rec	Player	Opponent	Result	Date	Site
227	16	Sammy Watkins	Ohio State	W, 40-35	1-3-2014	N
202	8	Sammy Watkins	Wake Forest	W, 42-13	10-25-2012	A
202	15	Mike Williams	Pittsburgh	L, 42-43	11-12-2016	H
197	11	DeAndre Hopkins	Boston College	W, 45-31	9-29-2012	A
191	13	DeAndre Hopkins	LSU	W, 25-24	12-31-2012	N
185	7	Artavis Scott	South Carolina	W, 35-17	11-29-2014	H
182	7	Rod Gardner	North Carolina	W, 38-24	10-21-2000	A
182	9	Tee Higgins	Virginia	W, 62-17	12-7-2019	N
178	6	Tee Higgins	The Citadel	W, 61-3	11-28-2017	H
176	5	Martavis Bryant	Georgia Tech	W, 55-31	11-14-2013	H
176	6	Cornell Powell	Pittsburgh	W, 52-17	11-28-2020	H
175	7	Derrick Hamilton	Maryland	L, 7-21	10-4-2003	A
174	11	Aaron Kelly	Virginia Tech	L, 23-41	10-6-2007	H
174	9	Mike Williams	Auburn	W, 19-13	9-3-2016	A
173	7	DeAndre Hopkins	Georgia Tech	W, 47-31	10-6-2012	H
169	8	Sammy Watkins	Virginia	W, 59-10	11-2-2013	A
164	6	Artavis Scott	South Carolina State	W, 73-7	9-6-2014	H
163	5	Jerry Butler	Georgia Tech	W, 31-14	9-24-1977	A
163	14	Sammy Watkins	Maryland	W, 40-27	10-26-2013	A
162	10	Artavis Scott	Boston College	W, 34-17	10-17-2015	H
161	7	Perry Tuttle	Wake Forest	W, 82-24	10-31-1981	H
161	6	Amari Rodgers	Georgia Tech	W, 73-7	10-17-2020	A
161	6	Cornell Powell	Notre Dame	L, 40-47 ^(20T)	11-7-2020	A
157	9	DeAndre Hopkins	North Carolina	W, 59-38	10-22-2011	H
156	8	Terry Smith	Florida State	L, 0-57	9-11-1993	A
156	11	Chansi Stuckey	Florida State	W, 35-14	11-12-2005	H
156	6	Amari Rodgers	Florida State	W, 59-10	10-27-2018	A
155	7	Aaron Kelly	Temple	W, 37-7	10-22-2005	H
155	10	Sammy Watkins	Auburn	W, 38-24	9-17-2011	H
155	6	Mike Williams	NC State	W, 41-0	10-4-2014	H
153	9	Sammy Watkins	Georgia Tech	L, 17-31	10-29-2011	A
153	6	Justyn Ross	Alabama	W, 44-16	1-7-2019	N
152	2	Craig Brantley	Virginia	W, 28-9	11-16-1974	H
152	7	Tony Horne	Wake Forest	W, 33-16	11-1-1997	A
152	9	Airese Currie	Wake Forest	W, 37-30 ^(20T)	9-4-2004	H
152	7	Sammy Watkins	Boston College	W, 36-14	10-8-2011	H
151	10	Perry Tuttle	Maryland	W, 21-7	11-14-1981	H
150	7	Tee Higgins	Syracuse	W, 41-6	9-14-2019	A
148	10	Henry Walker	Auburn	W, 34-18	11-22-1947	H
148	5	Rod Gardner	Maryland	W, 35-14	10-14-2000	H
148	6	Justyn Ross	Notre Dame	W, 30-3	12-29-2018	N
147	7	Dreher Gaskin	Wake Forest	W, 18-0	10-31-1953	H
147	6	Brian Wofford	Mississippi State	L, 7-17	12-30-1999	N
146	12	Mike Williams	NC State	W, 24-17	10-15-2016	H
145	6	Perry Tuttle	Furman	W, 21-0	9-8-1979	H
144	10	Charlie Waters	Alabama	L, 13-38	10-25-1969	H
143	8	Brian Wofford	Virginia	W, 33-14	9-11-1999	H
142	6	Tee Higgins	South Carolina	W, 56-35	11-24-2018	H
141	8	Jim Lanzendoen	Virginia	W, 32-27	10-13-1973	H
141	7	Sammy Watkins	Florida State	W, 35-30	9-24-2011	H
140	5	Jerry Butler	Maryland	W, 28-24	11-18-1978	A
140	6	Perry Tuttle	Virginia Tech	W, 13-10	10-4-1980	H
140	5	Deon Cain	The Citadel	W, 61-3	11-18-2017	H
140	7	Travis Etienne	Boston College	W, 34-28	10-31-2020	H
139	6	Roscoe Crosby	Duke	W, 59-31	12-1-2001	H
139	3	Germone Hopper	North Carolina	W, 50-35	9-27-2014	H
139	8	Cornell Powell	Ohio State	L, 28-49	1-1-2021	N
138	6	Rod Gardner	South Carolina	W, 31-21	11-20-1999	A
137	10	Rod Gardner	NC State	W, 34-27	10-7-2000	H
137	4	Beaux Collins	Wake Forest	W, 48-27	11-20-2021	H
134	4	Perry Tuttle	Wofford	W, 45-10	9-5-1981	H
134	7	Kevin Youngblood	Texas Tech	L, 15-55	12-23-2002	N
134	9	Aaron Kelly	South Carolina	W, 23-21	11-24-2007	A
134	8	Amari Rodgers	Notre Dame	L, 40-47 ^(20T)	11-7-2020	A
133	12	Airese Currie	Middle Tennessee	W, 37-14	9-13-2003	H
133	6	Derrick Hamilton	Duke	W, 40-7	11-15-2003	H
132	4	Charlie Waters	Virginia	W, 21-14	9-20-1969	A
131	10	Tony Horne	Florida State	L, 28-35	9-20-1997	H
129	6	Glenn Smith	Boston College	W, 21-2	11-10-1951	H
129	4	Dreher Gaskin	Auburn	L, 19-45	11-21-1953	H
129	11	Phil Rogers	North Carolina	L, 13-17	11-6-1965	A
129	5	Terrance Rouhlac	Duke	W, 54-21	10-20-1984	H
129	8	Chansi Stuckey	Maryland	L, 12-13	11-4-2006	H
129	3	Germone Hopper	Wake Forest	W, 33-13	11-21-2015	H
129	6	Tee Higgins	North Carolina	W, 21-20	9-28-2019	A
128	2	Don Kelley	Virginia	W, 32-15	10-16-1971	A
128	9	Brian Wofford	NC State	L, 39-46	10-31-1998	H
128	5	Rod Gardner	Maryland	W, 42-30	10-16-1999	A
128	7	Airese Currie	Miami (Fla.)	W, 24-17 ^(0T)	11-6-2004	A
128	4	DeAndre Hopkins	Duke	W, 56-20	11-3-2012	A
128	8	Mike Williams	Boston College	W, 17-13	10-18-2014	A
127	7	Rod Gardner	North Carolina	W, 31-20	10-2-1999	H
127	6	Sammy Watkins	Georgia	W, 38-35	8-31-2013	H
126	9	Terry Smith	Maryland	L, 23-53	11-14-1992	H
126	4	Sammy Watkins	Syracuse	W, 49-14	10-5-2013	A
125	13	Artavis Scott	Pittsburgh	L, 42-43	11-12-2016	H
125	5	Deon Cain	Syracuse	W, 54-0	11-5-2016	H
124	6	Jerry Butler	North Carolina	W, 13-9	11-11-1978	H

100-YARD RECEIVING GAMES

Player	Years	Gms	Player	Years	Gms
Sammy Watkins	2011-13	15	Perry Tuttle	1978-81	8
DeAndre Hopkins	2010-12	12	Mike Williams	2013-16	8
Rod Gardner	1997-00	9	Tee Higgins	2017-19	8

124	10	Perry Tuttle	Wake Forest	W, 35-33	11-1-1980	A
124	11	Chansi Stuckey	Boston College	L, 33-34 ^(20T)	9-9-2006	A
124	7	DeAndre Hopkins	South Carolina	L, 7-29	11-27-2010	H
124	5	DeAndre Hopkins	NC State	L, 13-37	11-19-2011	A
123	4	Jerry Butler	Georgia Tech	T, 24-24	9-25-1976	A
123	6	Antwan Wyatt	Georgia Tech	W, 24-3	10-28-1995	A
123	10	J.J. McKelvey	Ball State	W, 30-7	9-21-2002	H
123	6	Derrick Hamilton	Florida State	W, 26-10	11-8-2003	H



MIKE WILLIAMS HAD EIGHT 100-YARD RECEIVING GAMES IN HIS CAREER.

100-YARD INDIVIDUAL RECEIVING GAMES

123	3	Tee Higgins	Texas A&M	W, 28-26	9-8-2018	A
122	5	Whitey Jordan	Furman	W, 45-6	11-30-1957	A
122	5	Gary Cooper	West. Carolina	W, 43-0	9-5-1987	H
122	10	Rod Gardner	Duke	W, 58-7	11-6-1999	H
122	7	Aaron Kelly	Georgia Tech	L, 17-21	10-18-2008	H
122	8	Artavis Scott	Wake Forest	W, 34-20	11-6-2014	A
122	6	Mike Williams	North Carolina	W, 50-35	9-27-2014	H
122	5	Jordan Leggett	Florida State	W, 37-34	10-29-2016	A
121	7	Aaron Kelly	Central Michigan	W, 70-14	10-20-2007	H
121	4	Amari Rodgers	Syracuse	W, 41-6	9-14-2019	A
121	8	Amari Rodgers	Notre Dame	W, 34-10	12-19-2020	N
120	4	Terry Smith	Maryland	W, 40-7	11-16-1991	H
120	8	Terry Smith	North Carolina	L, 0-24	11-6-1993	A
120	3	Tony Horne	Duke	W, 13-6	10-12-1996	A
120	7	Charone Peake	Syracuse	W, 37-27	11-14-2015	A
119	8	Tony Horne	Texas El-Paso	W, 39-7	10-4-1997	H
119	4	Tony Horne	Duke	W, 29-20	11-8-1997	H
119	13	DeAndre Hopkins	Auburn	W, 26-19	9-1-2012	N
119	8	Tee Higgins	NC State	W, 41-7	10-20-2018	H
119	3	Diondre Overton	Boston College	W, 59-7	10-26-2019	H
118	5	Phil Rogers	Auburn	L, 21-43	10-14-1967	A
118	3	Adam Humphries	Syracuse	W, 49-14	10-5-2013	A
117	5	Terry Smith	South Carolina	W, 41-24	11-23-1991	A
117	4	Terry Smith	Chattanooga	W, 54-3	10-3-1992	H
117	5	J.J. McKelvey	Florida State	L, 31-48	10-3-2002	A
116	7	Brad O'Neal	Duke	L, 10-21	10-24-1970	H
115	4	Glenn Smith	Furman	W, 28-21	11-19-1949	A
115	4	Bob Poole	Duke	L, 30-35	10-19-1963	A
115	6	Joey Walters	Georgia Tech	L, 28-33	9-27-1975	A
115	7	Ray-Ray McCloud	Louisville	W, 47-21	9-16-2017	A
114	6	Glenn Smith	Auburn	W, 41-0	11-25-1950	A
114	8	Artavis Scott	Oklahoma	W, 40-6	12-29-2014	N
114	5	Travis Etienne	Virginia	W, 41-23	10-3-2020	H
113	7	Charlie Waters	North Carolina	W, 24-14	11-16-1968	H
113	6	Sammy Watkins	Wake Forest	W, 56-7	9-28-2013	H
112	8	Tony Horne	NC State	W, 19-17	9-13-1997	A
112	8	Chansi Stuckey	Wake Forest	W, 37-30 ^(TOT)	9-4-2004	H
112	5	Chansi Stuckey	Duke	W, 49-20	11-5-2005	H
112	5	Jacoby Ford	Nebraska	L, 21-26	1-1-2009	N
112	9	Mike Williams	Oklahoma	W, 40-6	12-29-2014	N
111	11	Rod Gardner	Marshall	L, 10-13	9-4-1999	H
111	9	Justyn Ross	South Carolina	W, 38-3	11-30-2019	A
111	4	Joseph Ngata	Boston College	W, 19-13	10-2-2021	H
110	7	Keith Jennings	Penn State	W, 35-10	1-1-1988	N
110	10	Tony Horne	App State	W, 23-12	9-6-1997	H
110	11	Sammy Watkins	NC State	W, 62-48	11-17-2012	H
110	6	Joseph Ngata	Georgia	L, 3-10	9-4-2021	N
109	9	Brian Wofford	Wake Forest	W, 12-3	10-30-1999	A
109	5	Jacoby Ford	Georgia Tech	L, 27-30	9-10-2009	A
108	7	Jack Anderson	South Carolina	L, 13-27	11-22-1969	A
108	8	Perry Tuttle	Baylor	L, 18-24	12-31-1979	N
108	6	Ray Williams	Virginia	W, 55-0	9-8-1984	A
108	7	Airese Currie	NC State	W, 26-20	10-30-2004	H
108	7	C.J. Spiller	Duke	W, 31-7	11-15-2008	H
107	5	John McMakin	The Citadel	W, 24-0	9-12-1970	H
107	4	Gary Cooper	Georgia Tech	W, 33-12	9-26-1987	H
107	4	Rod Gardner	South Carolina	W, 16-14	11-18-2000	H
107	4	Jaron Brown	North Carolina	L, 16-21	10-9-2010	A
107	10	DeAndre Hopkins	West Virginia	L, 33-70	1-4-2012	N
106	8	Derrick Hamilton	NC State	W, 45-37	10-13-2001	A
106	6	Jacoby Ford	NC State	W, 27-9	9-13-2008	H
106	6	Jacoby Ford	Virginia	W, 34-21	11-21-2009	H
106	8	Michael Palmer	South Carolina	L, 17-34	11-28-2009	A
106	8	DeAndre Hopkins	Florida State	L, 13-16	11-13-2010	A
105	3	Joe Blalock	Wake Forest	W, 20-7	11-11-1939	H
105	7	Eddie Freeman	Tulane	L, 13-54	11-9-1946	A
105	3	Ray Mathews	Miss. State	W, 21-7	10-9-1948	A
105	6	Jack Anderson	NC State	W, 24-19	11-2-1968	A
105	6	Dennis Goss	North Carolina	L, 10-26	11-4-1972	H
105	4	Perry Tuttle	Rice	W, 19-3	9-13-1980	H
105	4	Ray Williams	NC State	W, 27-17	10-22-1983	H
105	6	C.J. Spiller	Boston College	W, 27-21	11-1-2008	A
105	9	DeAndre Hopkins	South Florida	L, 26-31	12-31-2010	N
105	8	Sammy Watkins	Maryland	W, 56-45	10-15-2011	A
105	6	DeAndre Hopkins	Ball State	W, 52-27	9-8-2012	H
105	11	Cornell Powell	Boston College	W, 34-28	10-31-2020	H
104	6	C.J. Spiller	Miami (Fla.)	W, 40-37 ^(OT)	10-24-2009	A
104	5	Sammy Watkins	Georgia Tech	W, 55-31	11-14-2013	H
104	6	Beaux Collins	Louisville	W, 30-24	11-6-2021	A
103	7	Jerry Butler	Virginia Tech	W, 38-7	10-7-1978	H
103	6	Frank Magwood	Boston College	T, 17-17	9-18-1982	H
103	10	J.J. McKelvey	Duke	W, 34-31	11-2-2002	A
103	8	Chansi Stuckey	NC State	W, 31-10	10-13-2005	A
103	3	Justyn Ross	Georgia Southern	W, 38-7	9-15-2018	H
102	3	Derrick Hamilton	North Carolina	W, 36-28	10-25-2003	H
101	8	Charlie Waters	Georgia	L, 0-30	9-27-1969	H
101	7	Charlie Waters	Georgia Tech	W, 21-10	10-4-1969	A
101	3	Jim Sursavage	Duke	L, 27-34	11-8-1969	A
101	7	Derrick Hamilton	Duke	W, 34-31	11-2-2002	A
101	5	Kevin Youngblood	Georgia Tech	W, 39-3	9-20-2003	A
101	7	Kevin Youngblood	Wake Forest	L, 17-45	11-1-2003	A
101	5	Brandon Ford	NC State	W, 62-48	11-17-2012	H
101	7	Sammy Watkins	Boston College	W, 24-14	10-12-2013	H
101	6	Jordan Leggett	Florida State	W, 23-13	11-7-2015	H
101	3	Tee Higgins	South Carolina	W, 38-3	11-30-2019	A
100	3	Jackie Calvert	Duquesne	W, 53-20	11-4-1950	H
100	4	Terrance Roulhac	North Carolina	L, 20-21	11-9-1985	A
100	8	Mal Lawyer	NC State	L, 39-46	10-31-1998	H
100	6	Brian Wofford	NC State	L, 31-35	10-9-1999	A
100	10	Kevin Youngblood	Furman	W, 28-17	9-6-2003	H
100	4	Chansi Stuckey	Louisiana Tech	W, 51-0	9-30-2006	H
100	11	Tyler Grisham	Virginia Tech	L, 23-41	10-6-2007	H
100	9	Tyler Grisham	Wake Forest	W, 44-10	11-10-2007	H
100	6	Ray-Ray McCloud	Miami (Fla.)	W, 38-3	12-2-2017	N

100-YARD RUSHER & 100-YARD RECEIVER IN A GAME

Date	Opponent	Site	Rusher(s)	Receiver
11-22-1947	Auburn	H	Bobby Gage 18-141	Henry Walker 10-148
11-4-1950	Duquesne	H	Billy Hair 9-104	Jackie Calvert 3-100
11-25-1950	Auburn	A	Fred Cone 33-163	Glenn Smith 6-114
11-16-1968	North Carolina	H	Ray Yauger 35-201	Charlie Waters 7-113
10-4-1969	Georgia Tech	A	Ray Yauger 23-146	Charlie Waters 4-132
10-25-1969	Alabama	H	Ray Yauger 21-100	Charlie Waters 10-144
11-8-1969	Duke	A	Ray Yauger 31-141	Jim Sursavage 3-101
9-25-1976	Georgia Tech	A	Steve Fuller 26-111	Jerry Butler 4-123
9-24-1977	Georgia Tech	A	Lester Brown 28-134	Jerry Butler 5-163
10-7-1978	Virginia Tech	H	Steve Fuller 13-106	Jerry Butler 7-103
11-11-1978	North Carolina	H	Lester Brown 28-154	Jerry Butler 6-124
9-8-1979	Furman	H	Lester Brown 12-101	Perry Tuttle 6-145
10-31-1981	Wake Forest	H	Cliff Austin 13-101	Perry Tuttle 7-161
10-20-1984	Duke	H	Kenny Flowers 11-119	Terrence Roulhac 5-129
11-9-1985	North Carolina	A	Kenny Flowers 25-101	Terrence Roulhac 4-100
1-1-1988	Penn State	N	Terry Allen 11-105	Keith Jennings 7-110
11-23-1991	South Carolina	A	DeChane Cameron 20-116	Terry Smith 5-117
10-28-1995	Georgia Tech	A	Emory Smith 26-100	Antwan Wyatt 6-123
9-6-1997	Appalachian State	H	Raymond Priestner 23-138	Tony Horne 10-110
10-2-1999	North Carolina	H	Travis Zachery 28-129	Rod Gardner 7-127
10-16-1999	Maryland	A	Woodrow Dantzler 22-183	Rod Gardner 5-128
11-6-1999	Duke	H	Travis Zachery 17-141	Rod Gardner 10-122
11-20-1999	South Carolina	A	Travis Zachery 17-105	Rod Gardner 6-138
10-7-2000	NC State	H	Travis Zachery 31-147, Woodrow Dantzler 25-103	Rod Gardner 10-137
10-14-2000	Maryland	H	Travis Zachery 29-151	Rod Gardner 5-148
10-13-2001	NC State	A	Woodrow Dantzler 23-184	Derrick Hamilton 6-106
12-1-2001	Duke	H	Woodrow Dantzler 19-135, Travis Zachery 14-114	Roscoe Crosby 6-139
10-25-2003	North Carolina	H	Duane Coleman 13-111	Derrick Hamilton 3-102
11-6-2004	Miami (Fla.)	A	Reggie Merriweather 20-114	Airese Currie 7-128
10-13-2005	NC State	A	James Davis 12-143	Chansi Stuckey 8-103
10-22-2005	Temple	H	Reggie Merriweather 17-108	Aaron Kelly 7-155
11-5-2005	Duke	H	Reggie Merriweather 18-104	Chansi Stuckey 5-112
9-30-2006	Louisiana Tech	H	James Davis 11-143, C.J. Spiller 15-127, Demerrick Chancellor 11-113	Chansi Stuckey 4-100
10-20-2007	Central Michigan	H	Sadat Chambers 10-112	Aaron Kelly 7-121
11-24-2007	South Carolina	A	James Davis 23-122	Aaron Kelly 9-134
11-13-2010	Florida State	A	Jamie Harper 27-143	DeAndre Hopkins 8-106
10-8-2011	Boston College	H	Andre Ellington 22-117	Sammy Watkins 7-152
10-15-2011	Maryland	A	Andre Ellington 24-212	Sammy Watkins 8-105
1-4-2012	West Virginia	N	Andre Ellington 10-116	DeAndre Hopkins 10-107
9-1-2012	Auburn	N	Andre Ellington 25-228	DeAndre Hopkins 13-119
9-29-2012	Boston College	A	Andre Ellington 25-132	DeAndre Hopkins 11-197
11-17-2012	NC State	H	Andre Ellington 22-124, Tajh Boyd 18-103	Sammy Watkins 11-110, Brandon Ford 5-101
8-31-2013	Georgia	H	Roderick McDowell 22-132	Sammy Watkins 6-127
10-26-2013	Maryland	A	Roderick McDowell 30-161	Sammy Watkins 14-163
1-3-2014	Ohio State	N	Tajh Boyd 20-127	Sammy Watkins 16-227
11-6-2014	Wake Forest	A	Wayne Gallman 19-106	Artavis Scott 8-122
11-29-2014	South Carolina	H	Wayne Gallman 27-191	Artavis Scott 7-185
11-7-2015	Florida State	H	Deshaun Watson 16-107, Wayne Gallman 22-103	Jordan Leggett 6-101
11-14-2015	Syracuse	A	Deshaun Watson 14-105	Charone Peake 7-120
9-3-2016	Auburn	A	Wayne Gallman 30-123	Mike Williams 9-174
11-26-2016	South Carolina	H	Wayne Gallman (19-112)	Mike Williams 6-100
9-15-2018	Georgia Southern	H	Travis Etienne (16-164)	Justyn Ross (3-103)
11-24-2018	South Carolina	H	Travis Etienne (28-150)	Tee Higgins (6-142)
12-29-2018	Notre Dame	N	Travis Etienne (14-109)	Justyn Ross (6-148)
10-26-2019	Boston College	H	Travis Etienne (16-109)	Diondre Overton (3-119)
12-7-2019	Virginia	N	Travis Etienne (14-114)	Tee Higgins (9-182)
12-19-2020	Notre Dame	N	Travis Etienne (10-124)	Amari Rodgers (8-121)
10-2-2021	Boston College	H	Kobe Pace (18-125)	Joseph Ngata (4-111)
11-20-2021	Wake Forest	H	Kobe Pace (24-191), Will Shipley (19-111)	Beaux Collins (4-137)

UNUSUAL STATISTICAL OCCURRENCES

200 RUSHING YARDS & 200 PASSING YARDS IN A GAME

Year	Opponent	Site	Rush	Pass	Score
1950	Duquesne	H	235	223	53-20
1953	Wake Forest	H	276	204	18-0
1959	Virginia	A	250	224	47-0
1961	Furman	H	206	212	35-6
1973	Virginia	H	275	227	32-27
	Wake Forest	H	300	200	35-8
	North Carolina	A	250	212	37-29
1975	North Carolina	A	214	243	38-35
1976	Georgia Tech	A	248	234	24-24
1978	The Citadel	H	322	245	58-3
	Wake Forest	A	342	208	51-6
	Maryland	A	216	224	28-24
1981	Duke	A	240	323	38-10
	Wake Forest	H	536	220	82-24
1984	Virginia	A	302	233	55-0
	Duke	H	312	235	54-21
	Wake Forest	H	209	201	37-14
1987	Penn State	N1	285	214	35-10
1989	Virginia	H	264	210	34-20
	Wake Forest	H	218	247	44-10
1991	Maryland	H	230	230	40-7
	South Carolina	A	272	231	41-23
1992	North Carolina	H	286	205	40-7
1995	Western Carolina	H	210	212	55-9
	Wake Forest	A	234	239	29-14
1996	Wake Forest	H	264	219	21-10
1997	App State	H	202	250	23-12
1998	Furman	H	212	202	33-0
1999	North Carolina	H	236	208	31-20
	Maryland	A	290	252	42-30
	Duke	H	239	319	58-7
2000	The Citadel	H	236	222	38-0
	Missouri	H	206	275	62-7
	NC State	H	274	220	34-27
	Duke	A	315	212	52-22
2001	Wofford	H	200	283	38-14
	Georgia Tech	A	248	254	47-44
	NC State	A	234	333	45-37
	Duke	H	328	280	59-31
	Louisiana Tech	N2	273	275	49-24
2002	Ball State	H	203	209	30-7
	North Carolina	A	256	274	42-12
2003	North Carolina	H	219	309	36-28
	South Carolina	A	240	302	63-17
2005	NC State	A	243	246	31-10
	Duke	H	234	216	49-20
2006	Wake Forest	A	214	214	27-17
	Temple	N3	337	222	63-9
2007	NC State	A	340	268	42-20
	Central Michigan	H	341	315	70-14
	South Carolina	A	214	229	23-21
2008	The Citadel	H	252	273	45-17
2009	Florida State	H	241	242	40-24
	NC State	A	254	200	43-23
2010	Presbyterian	H	212	202	58-21
2011	Wofford	H	215	261	35-27
	Auburn	H	238	386	38-24
	Maryland	A	306	270	56-45
	Virginia Tech	N3	217	240	38-10
2012	Auburn	N4	320	208	26-19
	Boston College	A	209	367	45-31
	Georgia Tech	H	204	397	47-31
	Duke	A	334	384	56-20
	NC State	H	328	426	62-48
2013	Maryland	A	236	304	40-27
	The Citadel	H	208	350	52-6
2014	South Carolina State	H	268	467	73-7
	NC State	H	226	267	41-0
	South Carolina	H	225	266	35-17
2015	Wofford	H	222	311	49-10
	Georgia Tech	H	201	336	43-24
	NC State	A	240	383	56-41
	Florida State	H	215	297	23-13
	Syracuse	A	202	368	37-27
	South Carolina	A	236	279	37-32
	North Carolina	N3	319	289	45-37
	Oklahoma	N5	312	218	37-17
2016	South Carolina State	H	227	328	59-0
	Louisville	H	201	306	42-36
	Boston College	A	230	278	56-10
	Wake Forest	A	254	202	35-13
	South Carolina	H	250	372	56-0
	Ohio State	N	205	265	31-0
2017	Kent State	H	353	312	56-3
	Louisville	A	297	316	47-21
	Georgia Tech	H	221	207	24-10
2018	Furman	H	249	282	48-7

RODNEY BLUNT HELPED THE TIGERS TOTAL 272 RUSHING YARDS ALONG WITH THEIR 231 PASSING YARDS IN THE WIN AT SOUTH CAROLINA IN 1991.



	Georgia Southern	H	309	286	38-7
	Georgia Tech	A	248	232	49-21
	Wake Forest	A	471	227	63-3
	Duke	H	208	251	35-6
	South Carolina	H	351	393	56-35
	Notre Dame	N6	211	327	30-3
2019	Georgia Tech	H	411	221	52-14
	Syracuse	A	221	391	41-6
	Charlotte	H	235	231	52-10
	Florida State	H	320	232	45-14
	Louisville	A	298	253	45-10
	Boston College	H	302	372	59-7
	Wofford	H	419	283	59-14
	NC State	A	246	303	55-10
	South Carolina	A	211	316	38-3
	Virginia	N3	211	408	62-17
2020	Miami (Fla.)	H	258	292	42-17
	Notre Dame	N3	219	322	34-10
2021	South Carolina State	H	242	262	49-3
	Boston College	H	231	207	19-13
	Wake Forest	H	333	210	48-27

N1 - Orlando, Fla. (Citrus Bowl); N2 - Boise, Idaho (Humanitarian Bowl); N3 - Charlotte, N.C.; N4 - Atlanta, Ga.; N5 - Miami Gardens, Fla. (Orange Bowl); N6 - Arlington, Texas (Cotton Bowl); Note: Clemson's record when totaling at least 200 yards of each is 107-0-1.

MULTIPLE 100-YARD RUSHERS IN A GAME

Date	Opponent	Site	Players
11-15-1941	Wake Forest	H	Payne (102), Sweatte (101)
11-22-1941	Furman	A	Tinsley (127), Timmons (103)
10-19-1944	South Carolina	A	Tinsley (146), Rogers (117)
9-22-1945	Presbyterian	H	Gage (145),

			Reynolds (105)
11-6-1948	Furman	H	Cox (116), Gage (104)
9-23-1950	Presbyterian	H	Cone (143), Mathews (131), Calvert (109)
9-30-1950	Missouri	A	Calvert (175), Mathews (120), Cone (111)
11-18-1950	Furman	H	Cone (145), Hair (141)
9-22-1951	Presbyterian	H	Hair (174), Gressette (110)
11-17-1951	Furman	A	Gressette (130), George (114)
11-24-1951	Auburn	H	Gressette (174), Hair (113)
11-23-1974	South Carolina	H	Callicutt (197), Fellers (106)
11-25-1978	South Carolina	H	Brown (121), Fuller (108), Sims (104)
10-9-1982	Virginia	A	Austin (105), McCall (103), C. McSwain (103)
10-23-1982	NC State	A	Austin (109), C. McSwain (129)
10-15-1983	Duke	A	Mack (150), Flowers (112)
10-12-1985	Virginia	H	Driver (121), Flowers (111)
11-2-1985	Wake Forest	H	Flowers (141), Driver (114)
11-23-1985	South Carolina	A	Flowers (136), Driver (114)
10-10-1987	Virginia	H	Allen (183),



UNUSUAL STATISTICAL OCCURRENCES

Date	Opponent	Site	Players
11-14-1987	Maryland	H	McFadden (119), Allen (103), McFadden (101)
9-22-1990	App State	H	Williams (183), Witherspoon (123)
10-12-1991	Virginia	H	Williams (185), Harris (102)
12-1-1991	Duke	N1	Blunt (163), Harris (126)
10-10-1992	Virginia	A	Blunt (141), Solomon (104)
11-12-1994	Georgia Tech	H	Pegues (136), Greene (111)
11-9-1996	Virginia	A	Dunnican (123), Priester (122)
10-7-2000	NC State	H	Zachery (147), Dantzler (103)
12-1-2001	Duke	H	Dantzler (135), Zachery (115)
11-9-2002	North Carolina	A	Rambert (106), T. Hill (105)
9-30-2006	Louisiana Tech	H	Davis (143), Spiller (127), D. Chancellor (113)
10-12-2006	Temple	N2	Davis (138), D. Chancellor (114)
10-21-2006	Georgia Tech	H	Davis (216), Spiller (116)
9-22-2007	NC State	A	Davis (166), Spiller (114)
10-27-2007	Maryland	A	Davis (129), Spiller (106)
9-4-2010	North Texas	H	Ellington (122), Harper (101)
11-17-2012	NC State	H	Ellington (124), Boyd (103)
11-7-2015	Florida State	H	D. Watson (107), Gallman (103)
11-28-2015	South Carolina	A	D. Watson (114), Gallman (102)
12-5-2015	North Carolina	N2	Gallman (187), D. Watson (131)
12-31-2015	Oklahoma	N3	Gallman (150), D. Watson (145)

Date	Opponent	Site	Players
9-23-2017	Boston College	H	Etienne (113), K. Bryant (106)
10-6-2018	Wake Forest	A	Etienne (167), Dixon (163), Choice (128)
11-3-2018	Louisville	H	Etienne (153), Dixon (116), Feaster (101)
11-20-2021	Wake Forest	H	Pace (191), Shipley (111)

N1 - Tokyo, Japan; N2 - Charlotte, N.C.; N3 - Miami Gardens, Fla.

MULTIPLE 100-YARD PASSERS IN A GAME

Date	Opponent	Site	Players
11-9-1946	Tulane	A	Leverman (153), Hendley (101)
9-26-1959	Virginia	A	White (104), Shingler (101)
10-19-1963	Duke	A	Parker (246), Ray (118)
11-20-1971	NC State	H	Pengitore (120), Kendrick (107)
9-16-1978	The Citadel	H	Fuller (139), Lott (106)
12-31-2010	South Florida	N	K. Parker (134), Boyd (112)
9-8-2012	Ball State	H	Boyd (229), Stoudt (123)
9-7-2013	South Carolina State	H	Boyd (169), Stoudt (143)
9-6-2014	South Carolina State	H	Stoudt (302), D. Watson (154)
11-5-2016	Syracuse	H	Schuessler (177), D. Watson (169)
11-18-2017	The Citadel	H	K. Bryant (230), H. Johnson (144), Cooper (105)
9-1-2018	Furman	H	T. Lawrence (137), K. Bryant (132)
12-7-2019	Virginia	N	Lawrence (302), Brice (106)

MULTIPLE 100-YARD RECEIVERS IN A GAME

Date	Opponent	Site	Players
10-31-1998	NC State	H	Wofford (128), Lawyer (100)
11-2-2002	Duke	A	McKelvey (103), Hamilton (101)
9-4-2004	Wake Forest	H	Currie (152), Stuckey (112)
10-6-2007	Virginia Tech	H	Kelly (174), Grisham (100)
11-17-2012	NC State	H	S. Watkins (110), Ford (101)
10-5-2013	Syracuse	A	S. Watkins (126), Humphries (118)
11-14-2013	Georgia Tech	H	Bryant (176), S. Watkins (104)
12-29-2014	Oklahoma	N	A. Scott (114), M. Williams (112)
11-5-2016	Syracuse	H	Cain (125), M. Williams (106)
11-12-2016	Pittsburgh	H	M. Williams (202), A. Scott (125)
11-18-2017	The Citadel	H	Higgins (178), Cain (140)
9-14-2019	Syracuse	A	Higgins (150), Rodgers (121)
11-30-2019	South Carolina	A	Ross (111), Higgins (101)
10-31-2020	Boston College	H	Etienne (140), Powell (105)
11-7-2020	Notre Dame	A	Powell (161), Rodgers (134)

100 YARDS IN TWO CATEGORIES IN A GAME

Date	Player	Rec.	KOR	PR	Opponent
9-20-1997	Tony Horne	131	109	---	Florida State
10-4-1997	Tony Horne	119	---	106	UTEP
10-25-2003	Derrick Hamilton	102	100	---	North Carolina
12-31-2007	C.J. Spiller	*112	103	---	Auburn
10-24-2009	C.J. Spiller	104	125	---	Miami (Fla.)
10-15-2011	Sammy Watkins	105	207	---	Maryland
10-29-2011	Sammy Watkins	153	124	---	Georgia Tech
9-29-2012	Andre Ellington	*132	129	---	Boston College

* - rushing

C.J. SPILLER (#28) AND JAMES DAVIS (#1) BOTH HAD 100+ RUSHING YARDS IN THE WIN OVER GEORGIA TECH IN 2006.



RETURNS FOR TOUCHDOWNS

CLEMSON						
Year	Type	Player	Site	Opponent	Yards	
1951	IR	Archie Baker	H	Auburn	56	
	IR	Jimmy Quarles	A	Rice	90	
1953	BPR	Scott Jackson	A	Boston College	41	
1954	PR	Ken Moore	N	Wake Forest	81	
	PR	Joe Pagliei	H	Presbyterian	74	
	IR	Walt Laraway	H	The Citadel	30	
	BPR	Walt Laraway	H	The Citadel	39	
1958	BPR	Jim Padgett	H	North Carolina	28	
	FR	Charlie Horne	H	Boston College	28	
1959	KOR	Bill Mathis	A	Georgia Tech	99	
	IR	Paul Snyder	A	Rice	18	
	IR	Harry Pavlack	A	Furman	26	
1961	PR	Elmo Lam	H	Tulane	68	
1962	PR	Mack Matthews	A	Wake Forest	88	
	KOR	Hal Davis	H	Georgia	98	
1964	BPR	Butch Robbins	A	Wake Forest	0	
	IR	Ted Bunton	H	Virginia	48	
1966	PR	Frank Liberatore	H	Virginia	66	
	IR	Richard Garick	H	North Carolina	31	
1967	PR	Frank Liberatore	H	Georgia	52	
	IR	Billy Ware	A	North Carolina	23	
1968	FGR	Richie Luzzi	A	Georgia	108	
1970	PR	Don Kelley	A	Wake Forest	67	
	IR	Don Kelley	H	Duke	102	
	PR	Don Kelley	A	Maryland	85	
	IR	Jewell McLaurin	A	Maryland	68	
1971	FR	Smiley Sanders	H	Kentucky	1	
	IR	Bobby Johnson	A	Auburn	40	
1973	IR	Frank Wise	H	Wake Forest	36	
1974	IR	Dennis Smith	H	South Carolina	31	
1977	IR	Rex Varn	H	Maryland	93	
1978	IR	Rex Varn	A	NC State	94	
1979	IR	Jeff Davis	H	Wake Forest	17	
1980	BPR	Bill Smith	A	Virginia	11	
	IR	Willie Underwood	H	South Carolina	37	
1981	BPR	Johnny Rembert	A	South Carolina	*0	
1982	IR	Johnny Rembert	H	Duke	43	
1984	IR	Kenny Danforth	A	Virginia	22	
1985	BPR	Perry Williams	H	Maryland	30	
1986	IR	Delton Hall	H	Duke	67	
1987	PR	Donnell Woolford	H	Georgia Tech	78	
	KOR	Joe Henderson	H	Georgia Tech	95	
	PR	Donnell Woolford	H	Wake Forest	67	
1988	IR	Doug Brewster	A	Georgia Tech	68	
1989	BPR	Tony Mauney	H	Furman	*0	
	IR	Wayne Simmons	A	Florida State	73	
	IR	Levon Kirkland	A	Virginia Tech	47	
	FR	Chester McGlockton	A	West Virginia	*0	
1990	IR	Arlington Nunn	H	Long Beach State	55	
	KOR	Doug Thomas	H	Long Beach State	98	
	KOR	Doug Thomas	A	Maryland	98	
	FR	Dexter Davis	A	NC State	52	
	IR	Arlington Nunn	A	Wake Forest	26	
	IR	Dexter Davis	H	North Carolina	30	
	IR	Arlington Nunn	N	Illinois	34	
1991	PR	Darnell Stephens	H	Maryland	89	
1992	IR	James Trapp	H	Florida State	39	
	FR	Michael Barber	H	Chattanooga	91	
	IR	Tim Jones	H	South Carolina	26	
1994	FR	Chris Franklin	H	NC State	60	
1995	BPR	Andy Ford	H	Western Carolina	26	
	IR	Brian Dawkins	H	North Carolina	49	
1996	FR	Eric Bradford	H	Furman	9	
	IR	Peter Ford	H	Maryland	66	
	FR	Rahim Abdullah	H	NC State	9	
1997	FR	Rahim Abdullah	A	NC State	74	
	IR	Rahim Abdullah	H	Duke	63	
	IR	Antwan Edwards	A	South Carolina	42	
	PR	Tony Horne	A	South Carolina	39	
	BPR	Chad Speck	N	Auburn	18	
1998	FR	Chris Jones	H	Furman	*0	
	FR	Antwan Edwards	A	Virginia	93	
	IR	Alex Ardley	A	North Carolina	26	
	IR	Howard Bartley	H	South Carolina	48	
1999	IR	Terry Jolly	H	Duke	20	
2000	IR	Charles Hafley	H	Missouri	27	
	PR	Joe Don Reames	A	Virginia	69	
	FR	Brian Mance	H	Georgia Tech	88	
2001	PR	Eric Meekins	H	Wofford	29	
	KOR	Derrick Hamilton	A	Maryland	100	
2002	FR	Bryant McNeal	A	Georgia	55	
	KOR	Justin Miller	H	NC State	80	
2003	FR	J.J. Howard	H	Furman	17	
	KOR	Derrick Hamilton	H	North Carolina	100	
	PR	Justin Miller	H	Duke	63	
2004	PR	Justin Miller	H	Wake Forest	69	
	KOR	Justin Miller	A	Florida State	97	

	KOR	Justin Miller	A	Florida State	86	
	BPR	Bobby Williamson	H	Utah State	*0	
	IR	Eric Coleman	H	NC State	20	
2005	PR	Chansi Stuckey	H	Texas A&M	47	
2006	FR	Jacoby Ford	H	Florida Atlantic	92	
	PR	Sergio Gilliam	H	Florida Atlantic	31	
	KOR	Jacoby Ford	H	Louisiana Tech	94	
	IR	Nick Watkins	H	Louisiana Tech	26	
	FR	Gaines Adams	A	Wake Forest	66	
	IR	Jock McKissic	H	South Carolina	82	
2007	KOR	C.J. Spiller	A	Duke	84	
	KOR	C.J. Spiller	H	Wake Forest	90	
	BPR	La'Donte Harris	A	South Carolina	10	
2008	KOR	C.J. Spiller	N	Alabama	96	
	IR	Chris Clemons	H	South Carolina State	32	
	FR	DeAndre McDaniel	N	Nebraska	28	
2009	KOR	C.J. Spiller	H	Middle Tennessee	96	
	PR	Jacoby Ford	H	Middle Tennessee	61	
	PR	C.J. Spiller	H	Boston College	77	
	KOR	C.J. Spiller	A	Maryland	90	
	KOR	C.J. Spiller	A	Miami (Fla.)	92	
	IR	DeAndre McDaniel	A	Miami (Fla.)	23	
	KOR	C.J. Spiller	A	South Carolina	88	
2010	KOR	Andre Ellington	H	Maryland	87	
	IR	Xavier Brewer	H	Maryland	61	
	IR	Rashard Hall	A	Boston College	52	
2011	KOR	Sammy Watkins	A	Maryland	89	
	IR	Kourtnei Brown	H	North Carolina	20	
	FR	Kourtnei Brown	H	North Carolina	26	
2012	IR	Jonathan Meeks	H	Virginia Tech	74	
	FR	Corey Crawford	H	Maryland	16	
2013	IR	Martin Jenkins	H	South Carolina State	52	
	IR	Darius Robinson	H	South Carolina State	35	
	FR	Vic Beasley	H	Boston College	13	
	FR	Quandon Christian	H	The Citadel	22	
2014	IR	Jadar Johnson	H	South Carolina State	60	
	FR	Vic Beasley	H	NC State	16	
	PR	Adam Humphries	H	Louisville	72	
	IR	Ben Boulware	N	Oklahoma	47	
2015	IR	Carlos Watkins	H	App State	15	
	IR	Cordrea Tankersley	A	Miami (Fla.)	36	
2016	IR	Mark Fields	A	Boston College	42	
	IR	Tanner Muse	H	Syracuse	64	
2017	IR	Dorian O'Daniel	A	Louisville	44	
	IR	Dorian O'Daniel	A	Virginia Tech	22	
	FR	Tanner Muse	A	Syracuse	63	
	PR	Ray-Ray McCloud	A	NC State	77	
	IR	Ryan Carter	A	South Carolina	12	
2018	FR	Christian Wilkins, Clelin Ferrell	A	Georgia Tech	4	
	PR	Isaiah Simmons	H	Louisville	27	
	PR	Amari Rodgers	A	Boston College	58	
	IR	A.J. Terrell	N	Alabama	44	
2019	IR	K'Von Wallace	H	Charlotte	66	
	IR	Deron Kendrick	H	Florida State	38	
	FR	Logan Rudolph	H	Boston College	39	
2020	FR	James Skalski	H	The Citadel	17	
	FR	Andrew Booth Jr.	H	Syracuse	21	
	FR	Derion Kendrick	A	Virginia Tech	66	
2021	FR	Barrett Carter	H	Florida State	3	
	IR	Mario Goodrich	N	Iowa State	18	

OPPONENTS

Year	Type	Player	Site	Opponent	Yards
1951	IR	Harry Jabbusch	A	South Carolina	13
	PR	Chuck Prezioso	A	South Carolina	74
1952	IR	Howard Chapman	A	Florida	*0
1953	IR	Joe Counts	H	Presbyterian	34
	PR	Dick Nolan	H	Maryland	90
	PR	Dick Zotti	A	Boston College	70
1957	KOR	Dick Christy	H	NC State	97
1959	IR	Bobby Robinson	H	Wake Forest	69
1960	IR	John Janus	A	Boston College	60
1961	FR	Jim Costen	A	South Carolina	27
1962	IR	Ernie Arizzi	A	Maryland	68
1963	IR	Ernie Arizzi	H	Maryland	83
1964	IR	Barry Wilson	A	Georgia	16
	IR	Ron Nalewak	A	Maryland	20
1965	BPR	Larry Kohn	A	Georgia	38
1966	PR	Mike Battle	A	Southern California	74
1967	PR	Jimmy Carter	A	Auburn	61
1968	IR	Buddy McClinton	H	Auburn	53
	PR	Tyler Hellams	H	South Carolina	73
1970	IR	Bill Brafford	H	North Carolina	31
1971	KOR	Doug Kotar	H	Kentucky	98
	FR	Don Golden	H	Georgia	71
	FR	Glenn Flynn	A	Auburn	17
	BPR	Bill Brafford	A	North Carolina	37
1972	FR	David Vandiver	A	Rice	*0
	IR	Clyde Power	A	Oklahoma	57

	IR	Gary Faulkner	A	Georgia Tech	49
1973	FR	Mike Lacika	H	Virginia	*0
1974	FR	Joe Porter	H	Georgia Tech	19
1975	IR	Wyatt Washington	H	Tulane	76
1978	KOR	Larry Fallen	H	Virginia Tech	100
	BPR	Mike Carney	A	Maryland	*0
1980	PR	Scott Woerner	A	Georgia	67
	IR	Dennis Tabron	H	Duke	87
	BPR	Earnest Butler	A	NC State	5
1982	BPR	Stan Dooley	A	Georgia	2
1983	IR	James Jones	H	North Carolina	17
1984	IR	Mark Franklin	A	NC State	81
1985	PR	Brian Williams	A	Kentucky	57
1986	BPR	Mitch Dove	H	Virginia Tech	*0
	IR	Brad Edwards	H	South Carolina	61
1987	KOR	Jon Jeffries	A	Virginia Tech	92
	PR	Nate Lewis	H	Georgia	76
	IR	Brad Edwards	A	South Carolina	40
1988	PR	Deion Sanders	H	Florida State	76
	KOR	Quinton McCracken	H	Duke	96
1989	KOR	Marcus Mickel	A	Virginia Tech	90
1990	KOR	Leroy Gallman	H	Duke	78
1991	PR	Brian Treggs	N	California	72
1993	FR	Derrick Brooks	A	Florida State	83
1994	BPR	Ray Farmer	A	Duke	20
	IR	Benji Young	H	South Carolina	27
1996	PR	Dee Feaster	A	Florida State	79
1997	PR	Peter Warrick	H	Florida State	90
	FR	Sam Cowart	H	Florida State	*0
	BPR	Tavares Tillman	A	Georgia Tech	30
	FR	Darius Clark	H	Duke	5
1998	IR	Mark Makovec	H	Wake Forest	36
	FR	Jason Perry	H	NC State	36
1999	IR	Ike Charlton	A	Virginia Tech	34
	FR	Corey Moore	A	Virginia Tech	32
2002	KOR	Fred Gibson	A	Georgia	91
	KOR	Leon Washington	A	Florida State	97
	BPR	Terrence Holt	H	NC State	39
	KOR	Jerricho Cotchery	H	NC State	42
	PR	Wes Welker	N	Texas Tech	59
2003	IR	Eric King	A	Wake Forest	85
	FR	Jyles Tucker	A	Wake Forest	12
2004	IR	Leroy Smith	A	Florida State	41
2005	BPR	Geno Hayes	H	Florida State	*0
2006	KOR	Jeff Smith	A	Boston College	96
	BFR	Tony Carter	A	Florida State	69
	IR	Willie Young	H	NC State	34
2007	KOR	Darrell Blackman	A	NC State	99
	IR	D.J. Parker	H	Virginia Tech	32
	PR	Eddie Royal	H	Virginia Tech	82
	KOR	Victor Harris	H	Virginia Tech	100
2008	IR	Nate Irving	H	NC State	33
	IR	Dominique Reese	H	Georgia Tech	34
	BPR	Roderick Rollins	A	Boston College	14
	IR	Neefy Moffett	A	Florida State	18
2009	FR	Chris McCoy	H	Middle Tennessee	68
	PR	Jerrard Tarrant	A	Georgia Tech	85
	FR	Marcus Robinson	A	Miami (Fla.)	53
	IR	Jamie Robinson	H	Florida State	52
2010	IR	Antonio Allen	H	South Carolina	37
2011	FR	Bjoern Werner	H	Florida State	25
	IR	Cameron Chism	A	Maryland	46
	KOR	T.J. Thorpe	H	North Carolina	100
	PR	Mike Campanaro	H	Wake Forest	50
	FR	Darwin Cook	N	West Virginia	99
2013	FR	Mario Edwards Jr.	H	Florida State	37
2014	KOR	Todd Gurley	A	Georgia	100
	FR	Dominique Mitchell	H	South Carolina State	35
	IR	Jamal Golden	A	Georgia Tech	85
	IR	Chris Milton	A	Georgia Tech	62
2015	KOR	Traveon Samuel	A	Louisville	100
	KOR	Nyheim Hines	A	NC State	100
	KOR	Kenyan Drake	N	Alabama	95
2016	IR	Mike Stevens	H	NC State	28
2017	IR	Mack Wilson	N	Alabama	18
2018	KOR	Hassan Hall	H	Louisville	93
	PR	Michael Walker	A	Boston College	74
2020	BFR	DJ Ivey	H	Miami (Fla.)	48
	INT	Garrett Williams	H	Syracuse	39
	FR	Brandon Sebastian	H	Boston College	97
	FR	Jeremiah Owusu-Koramoah	A	Notre Dame	23
2021	INT	Christopher Smith	N	Georgia	74
	INT	SirVocea Dennis	A	Pittsburgh	50
	FR	Fermaine Johnson	H	Florida State	6
	KOR	Brian Brewton	H	UConn	99

CLASS RECORDS

RUSHING YARDS

FY Freshman: 941 by Ronald Williams (1990)
Freshman: 973 by Terry Allen (1987)
Sophomore: 1658 by Travis Etienne (2018)
Junior: 1614 by Travis Etienne (2019)
Senior: 1258 by Terrence Flagler (1986)

RUSHING YARDS PER GAME

FY Freshman: 85.6 by Ronald Williams (1990)
Freshman: 88.5 by Terry Allen (1987)
Sophomore: 110.5 by Travis Etienne (2018)
Junior: 112.1 by Raymond Priestler (1996)
Senior: 106.4 by Cliff Austin (1982)

Note: Minimum 75 percent of games played.

YARDS PER CARRY

Freshman: *7.27 by C.J. Spiller (2006)
Sophomore: 8.13 by Travis Etienne (2018)
Junior: 7.80 by Travis Etienne (2019)
Senior: 7.12 by Adam Choice (2018)

Note: Minimum 70 carries.

RUSHING TOUCHDOWNS

Freshman: *13 by Travis Etienne (2017)
Sophomore: 24 by Travis Etienne (2018)
Junior: 19 by Travis Etienne (2019)
Senior: 14 by Fred Cone (1950), Cliff Austin (1982), Travis Etienne (2020)

PASSING YARDS

Freshman: *3280 by Trevor Lawrence (2018)
Sophomore: 4104 by Deshaun Watson (2015)
Junior: 4593 by Deshaun Watson (2016)
Senior: 3851 by Tajh Boyd (2013)

PASSING EFFICIENCY

Freshman: *188.6 by Deshaun Watson (2014)
Sophomore: 166.7 by Trevor Lawrence (2019)
Junior: 169.2 by Trevor Lawrence (2020)
Senior: 168.7 by Tajh Boyd (2013)

Note: Minimum 70 passing attempts.

COMPLETION PERCENTAGE

Freshman: *67.9 by Deshaun Watson (2014)
Sophomore: 67.8 by Deshaun Watson (2015)
Junior: 69.2 by Trevor Lawrence (2020)
Senior: 68.5 by Tajh Boyd (2013)

Note: Minimum 70 passing attempts.

PASSING TOUCHDOWNS

Freshman: *30 by Trevor Lawrence (2018)
Sophomore: 36 by Trevor Lawrence (2019)
Junior: 41 by Deshaun Watson (2016)
Senior: 34 by Tajh Boyd (2013)

RECEPTIONS

Freshman: *82 by Sammy Watkins (2011)
Sophomore: 93 by Artavis Scott (2015)
Junior: 101 by Sammy Watkins (2013)
Senior: 98 by Mike Williams (2016)

RECEIVING YARDS

Freshman: *1219 by Sammy Watkins (2011)
Sophomore: 1030 by Mike Williams (2014)
Junior: 1464 by Sammy Watkins (2013)
Senior: 1361 by Mike Williams (2016)

YARDS PER RECEPTION

Freshman: *21.7 by Justin Ross (2018)
Sophomore: 30.5 by Martavis Bryant (2012)
Junior: 32.1 by Gary Cooper (1988)
Senior: 30.7 by Whitey Jordan (1957)

Note: Minimum 10 receptions.

RECEIVING TOUCHDOWNS

Freshman: *12 by Sammy Watkins (2011)
Sophomore: 12 by Tee Higgins (2018)
Junior: 18 by DeAndre Hopkins (2012)
Senior: 11 by Mike Williams (2016)

TOTAL OFFENSE

Freshman: *3457 by Trevor Lawrence (2018)
Sophomore: 5209 by Deshaun Watson (2015)
Junior: 5219 by Deshaun Watson (2016)
Senior: 4251 by Tajh Boyd (2013)

POINTS

FY Freshman: 78 by Sammy Watkins (2011)
Freshman: 137 by Greg Huegel (2015)
Sophomore: 156 by Travis Etienne (2018)
Junior: 138 by Travis Etienne (2019)
Senior: 128 by C.J. Spiller (2009)

TOTAL TOUCHDOWNS

Freshman: *13 by Sammy Watkins (2011), Travis Etienne (2017)
Sophomore: 26 by Travis Etienne (2018)
Junior: 23 by Travis Etienne (2019)
Senior: 21 by C.J. Spiller (2009)

FIELD GOALS

FY Freshman: 19 by Chris Gardocki (1988)
Freshman: 27 by Greg Huegel (2015)
Sophomore: 22 by Chris Gardocki (1989), Nelson Welch (1992), Chandler Catanzaro (2011)
Junior: 24 by Jad Dean (2005)
Senior: 23 by Obed Ariri (1980)

PUNT RETURN YARDS

Freshman: *362 by Darnell Stephens (1991)
Sophomore: 377 by Derrick Hamilton (2002)
Junior: 487 by Shad Bryant (1938)
Senior: 332 by Tony Horne (1997)

PUNT RETURN AVERAGE

Freshman: *12.5 by Darnell Stephens (1991)
Sophomore: 13.8 by Andre Humphrey (1993)
Junior: 18.0 by Shad Bryant (1938)
Senior: 16.9 by Bobby Gage (1948)

Note: Minimum 10 punt returns.

KICKOFF RETURN YARDS

Freshman: *826 by Sammy Watkins (2011)
Sophomore: 696 by Derrick Hamilton (2002)
Junior: 661 by Justin Miller (2004)
Senior: 755 by C.J. Spiller (2009)

KICKOFF RETURN AVERAGE

Freshman: *35.1 by Justin Miller (2002)
Sophomore: 29.1 by Joe Henderson (1987)
Junior: 34.5 by Derrick Hamilton (2003)
Senior: 32.8 by C.J. Spiller (2009)

Note: Minimum 10 kickoff returns.

ALL-PURPOSE YARDS

Freshman: *2288 by Sammy Watkins (2011)
Sophomore: 1883 by Derrick Hamilton (2002)
Junior: 2174 by Travis Etienne (2019)
Senior: 2680 by C.J. Spiller (2009)

TACKLES

Freshman: *150 by Anthony Simmons (1995)
Sophomore: 186 by Keith Adams (1999)
Junior: 170 by Bubba Brown (1978)
Senior: 175 by Jeff Davis (1981)

SACKS

FY Freshman: 7 by Dexter Lawrence (2016)
Freshman: 7 by Michael Dean Perry (1984), Chester McClockton (1989), Dexter Lawrence (2016)
Sophomore: 16 by Keith Adams (1999)
Junior: 15.5 by Da'Quan Bowers (2010)
Senior: 12.5 by Gaines Adams (2006)

TACKLES FOR LOSS

FY Freshman: 12 by Myles Murphy (2020)
Freshman: 15 by Michael Dean Perry (1984)
Sophomore: 35 by Keith Adams (1999)
Junior: 27 by Leroy Hill (2003)
Senior: 27 by William Perry (1984), Rob Bodine (1991)

INTERCEPTIONS

Freshman: *8 by Robert O'Neal (1989), Justin Miller (2002)
Sophomore: 6 by Fred Knoebel (1950)
Junior: 8 by DeAndre McDaniel (2009)
Senior: 6 by many (5)

PASS BREAKUPS

FY Freshman: 9 by Robert O'Neal (1989), Justin Miller (2002), Andrew Mukuba (2021)
Freshman: 10 by Alex Ardley (1998)
Sophomore: 13 by James Lott (1987), Justin Miller (2003)
Junior: 21 by Tye Hill (2004)
Senior: 17 by Dextra Polite (1999)

PASSES DEFENDED

Freshman: *17 by Robert O'Neal (1989), Justin Miller (2002)
Sophomore: 17 by James Lott (1987)
Junior: 21 by Tye Hill (2004)
Senior: 21 by Dextra Polite (1999)

Note: Interceptions & pass breakups.

INTERCEPTION RETURN YARDS

Freshman: *96 by Robert O'Neal (1989)
Sophomore: 109 by Rex Varn (1977)
Junior: 156 by Don Kelley (1970)
Senior: 128 by Johnny Rember (1982)

PUNTING AVERAGE

Freshman: *43.4 by Dale Hatcher (1981)
Sophomore: 43.0 by Chris Gardocki (1989)
Junior: 44.5 by Chris Gardocki (1990)
Senior: 44.0 by Will Spiers (2020)

SNAPS

Freshman: *1049 by Mitch Hyatt (2015)
Sophomore: 1121 by Deshaun Watson (2015)
Junior: 1115 by Deshaun Watson (2016)
Senior: 1096 by Eric Mac Lain (2015)

FY - first-year; * - also the most by a first-year freshman

SENIOR CLASS RECORDS

OVERALL WINS

Rk	Class	Win %	W-L
1.	2018	.932	55-4
	2019	.932	55-4
3.	2020	.911	51-5
4.	2017	.893	50-7
5.	2016	.875	49-7
	2021	.891	49-6
7.	2015	.852	46-8
8.	2014	.792	42-11
9.	1990	.833	40-8
10.	1991	.823	39-8-1

OVERALL WIN PERCENTAGE

Rk	Class	W-L	Win %
1.	2018	55-4	.932
	2019	55-4	.932
3.	2020	51-5	.911
4.	2021	49-6	.891
5.	2017	50-7	.877
6.	2016	49-7	.875
7.	2015	46-8	.852
8.	1903	19-3-1	.848
9.	1984	37-6-2	.844
10.	1990	40-8	.833

Note: Minimum 20 games.

CONFERENCE WINS

Rk	Class	Win %	W-L
1.	2020	.939	31-2
2.	2018	.938	30-2
	2019	.938	30-2
	2021	.909	30-3
5.	2015	.875	28-4
	2016	.875	28-4
	2017	.875	28-4
8.	2014	.813	26-6
9.	2013	.750	24-8
10.	2012	.719	23-9

CONFERENCE WIN PERCENTAGE

Rk	Class	W-L	Win %
1.	2020	31-2	.939
2.	2018	30-2	.938
	2019	30-2	.938
4.	1940	13-0-2	.933
5.	1941	16-1-1	.917
6.	2021	30-3	.909
7.	2015	28-4	.875
	2016	28-4	.875
	2017	28-4	.875
10.	1939	12-2-2	.813
	2014	26-6	.813

Note: Minimum 15 games.

HOME WINS

Rk	Class	Win %	W-L
1.	2017	.964	27-1
	2018	.964	27-1
	2019	.964	27-1
	2020	1.000	27-0
5.	2014	.929	26-2
	2015	.929	26-2
	2016	.929	26-2
	2021	1.000	26-0
9.	2012	.857	24-4
	2013	.857	24-4

HOME WIN PERCENTAGE

Rk	Class	W-L	Win %
1.	2020	27-0	1.000
	2021	26-0	1.000
3.	1930	13-0-1	.964
	2017	27-1	.964
	2018	27-1	.964
	2019	27-1	.964
7.	2014	26-2	.929
	2015	26-2	.929
	2016	26-2	.929
10.	1984	22-1-2	.920

Note: Minimum 14 games.

INDIVIDUAL SEASON BESTS

RUSHING YARDS

Rk	Player	Year	Car.	Yards	Avg.
1.	Travis Etienne	2018	204	1658	8.1
2.	Travis Etienne	2019	207	1614	7.8
3.	Wayne Gallman	2015	283	1527	5.4
4.	Raymond Priestster	1996	257	1345	5.2
5.	Raymond Priestster	1995	238	1322	5.6
6.	Terrence Flagler	1986	192	1258	6.6
7.	C.J. Spiller	2009	216	1212	5.6
8.	Kenny Flowers	1985	227	1200	5.3
9.	Terry Allen	1988	216	1192	5.5
10.	James Davis	2006	203	1187	5.8
11.	Andre Ellington	2011	223	1178	5.3
12.	Wayne Gallman	2016	232	1133	4.9
13.	Deshaun Watson	2015	207	1105	5.3
14.	Andre Ellington	2012	212	1081	5.1
15.	Cliff Austin	1982	197	1064	5.4
	James Davis	2007	214	1064	5.0
17.	Woodrow Dantzler	2001	221	1061	4.8
18.	Buddy Gore	1967	230	1045	4.5
19.	Woodrow Dantzler	2000	190	1028	5.4
20.	Travis Zachery	2000	206	1027	5.0
21.	Roderick McDowell	2013	189	1025	5.4
22.	Lester Brown	1978	202	1022	5.1

RUSHING YARDS PER GAME

Rk	Player	Year	G	Yards	Y/G
1.	Raymond Priestster	1996	12	1345	112.1
2.	Travis Etienne	2018	15	1658	110.5
3.	Raymond Priestster	1995	12	1322	110.2
4.	Wayne Gallman	2015	14	1527	109.1
5.	Travis Etienne	2019	15	1614	107.6
6.	Cliff Austin	1982	10	1064	106.4
7.	Terrence Flagler	1986	12	1258	104.8
8.	Buddy Gore	1967	10	1045	104.5
9.	Kenny Flowers	1985	12	1200	100.0
10.	Terry Allen	1988	12	1192	99.3

YARDS PER CARRY

Rk	Player	Year	Car-Yards	Y/C
1.	Lyn-J Dixon	2018	62-547	8.82
2.	Travis Etienne	2018	204-1658	8.13
3.	Travis Etienne	2019	207-1614	7.80
4.	C.J. Spiller	2006	129-938	7.27
5.	Andre Ellington	2009	68-491	7.22
6.	Travis Etienne	2017	107-766	7.16
7.	Ronald Williams	1991	82-585	7.13
8.	Adam Choice	2018	77-548	7.12
9.	Billy Hair	1950	81-573	7.07
10.	Terrence Flagler	1986	192-1258	6.55

Note: Minimum 400 yards.

RUSHING TOUCHDOWNS

Rk	Player	Year	G	Car.	Yards	Y/C	TD
1.	Travis Etienne	2018	15	204	1658	8.1	24
2.	Travis Etienne	2019	15	207	1614	7.8	19
3.	Lester Brown	1978	12	202	1022	5.1	17
	James Davis	2006	13	203	1187	5.8	17
	Wayne Gallman	2016	15	232	1133	4.9	17
6.	Travis Zachery	1999	11	185	820	4.4	16
7.	Fred Cone	1950	10	184	845	4.6	14
	Cliff Austin	1982	10	197	1064	5.4	14
	Emory Smith	1995	12	145	712	4.9	14
	Travis Etienne	2020	12	168	914	5.4	14

PASSING ATTEMPTS

Rk	Player	Year	Yards	Pct.	Co.	Att.
1.	Deshaun Watson	2016	4593	67.0	388	579
2.	Tajh Boyd	2011	3828	59.7	298	499
3.	Deshaun Watson	2015	4104	67.8	333	491
4.	Charlie Whitehurst	2003	3561	61.9	288	465
5.	Cullen Harper	2007	2991	65.1	282	433
6.	Tajh Boyd	2012	3896	67.2	287	427
7.	Tajh Boyd	2013	3851	68.5	283	411
8.	Trevor Lawrence	2019	3665	65.8	268	407
9.	Kelly Bryant	2017	2802	65.8	262	398
10.	Trevor Lawrence	2018	3280	65.2	259	397

COMPLETIONS

Rk	Player	Year	Yards	Pct.	Att.	Co.
1.	Deshaun Watson	2016	4593	67.0	579	388
2.	Deshaun Watson	2015	4104	67.8	491	333
3.	Tajh Boyd	2011	3828	59.7	499	298
4.	Charlie Whitehurst	2003	3561	61.9	465	288
5.	Tajh Boyd	2012	3896	67.2	427	287
6.	Tajh Boyd	2013	3851	68.5	413	283
7.	Cullen Harper	2007	2991	65.1	433	282
8.	Trevor Lawrence	2019	3665	65.8	407	268
9.	Kelly Bryant	2017	2802	65.8	398	262
10.	Trevor Lawrence	2018	3280	65.2	397	259

PASSING YARDS

Rk	Player	Year	Att.	Co.	Pct.	Yards
1.	Deshaun Watson	2016	579	388	67.0	4593
2.	Deshaun Watson	2015	491	333	67.8	4104
3.	Tajh Boyd	2012	427	287	67.2	3896
4.	Tajh Boyd	2013	413	283	68.5	3851
5.	Tajh Boyd	2011	499	298	59.7	3828
6.	Trevor Lawrence	2019	407	268	65.8	3665
7.	Charlie Whitehurst	2003	465	288	61.9	3561
8.	Trevor Lawrence	2018	397	259	65.2	3280
9.	Trevor Lawrence	2020	334	231	69.2	3153
10.	Cullen Harper	2007	433	282	65.1	2991

PASSING YARDS PER GAME

Rk	Player	Year	G	Co.	Att.	Yards	Y/G
1.	Trevor Lawrence	2020	10	231	334	3153	315.3
2.	Deshaun Watson	2016	15	388	579	4593	306.2
3.	Tajh Boyd	2012	13	287	427	3896	299.7
4.	Tajh Boyd	2013	13	283	413	3851	296.2
5.	Charlie Whitehurst	2003	13	288	465	3561	273.9
6.	Deshaun Watson	2015	15	333	491	4104	273.6
7.	Tajh Boyd	2011	14	298	499	3828	273.4
8.	Trevor Lawrence	2019	15	268	407	3665	244.3
9.	Cullen Harper	2007	13	282	433	2991	230.1
10.	Charlie Whitehurst	2005	11	229	340	2483	225.7

PASSING EFFICIENCY

Rk	Player	Year	Co.	Att.	Yards	TD	I	Eff.
1.	Deshaun Watson	2014	93	137	1466	14	2	188.6
2.	Trevor Lawrence	2020	231	334	3153	24	5	169.2
3.	Tajh Boyd	2013	283	413	3851	34	11	168.7
4.	Trevor Lawrence	2019	268	407	3665	36	8	166.7
5.	Tajh Boyd	2012	287	427	3896	36	13	165.6
6.	Willie Jordan	1975	40	73	728	5	1	158.3
7.	Trevor Lawrence	2018	259	397	3280	30	4	157.6
8.	Deshaun Watson	2015	333	491	4104	35	13	156.3
9.	Harvey White	1957	46	95	841	11	3	154.6
10.	Deshaun Watson	2016	388	579	4593	41	17	151.1

Note: Minimum 70 passing attempts.

COMPLETION PERCENTAGE

Rk	Player	Year	Co.	Att.	Yards	Pct.
1.	Trevor Lawrence	2020	231	334	3153	69.2
2.	Tajh Boyd	2013	283	413	3851	68.5
3.	Deshaun Watson	2014	93	137	1466	67.9
4.	Deshaun Watson	2015	333	491	4104	67.8
5.	Charlie Whitehurst	2005	229	340	2483	67.4
6.	Tajh Boyd	2012	287	427	3896	67.2
7.	Deshaun Watson	2016	388	579	4593	67.0
8.	DJ Uiagalelei	2020	78	117	914	66.7
9.	Trevor Lawrence	2019	268	407	3665	65.8
10.	Kelly Bryant	2017	262	398	2802	65.8

Note: Minimum 100 passing attempts.

PASSING TOUCHDOWNS

Rk	Player	Year	Co.	Att.	Yards	TD
1.	Deshaun Watson	2016	388	579	4593	41
2.	Tajh Boyd	2012	287	427	3896	36
	Trevor Lawrence	2019	268	407	3665	36
4.	Deshaun Watson	2015	333	491	4104	35
5.	Tajh Boyd	2013	283	413	3851	34
6.	Tajh Boyd	2011	298	499	3828	33
7.	Trevor Lawrence	2018	259	397	3280	30
8.	Cullen Harper	2007	282	433	2991	27
9.	Trevor Lawrence	2020	231	334	3153	24
10.	Woodrow Dantzler	2001	203	334	2578	21
	Charlie Whitehurst	2003	288	465	3561	21

TOTAL OFFENSE YARDS

Rk	Player	Year	Rush	Pass	Total
1.	Deshaun Watson	2016	626	4593	5219
2.	Deshaun Watson	2015	1105	4104	5209
3.	Tajh Boyd	2012	514	3896	4410
4.	Tajh Boyd	2013	400	3851	4251
5.	Trevor Lawrence	2019	563	3665	4228
6.	Tajh Boyd	2011	218	3828	4046
7.	Woodrow Dantzler	2001	1061	2578	3639
8.	Charlie Whitehurst	2003	49	3561	3610
9.	Kelly Bryant	2017	665	2802	3467
10.	Trevor Lawrence	2018	177	3280	3457

TOTAL OFFENSE YARDS PER GAME

Rk	Player	Year	G	Rush	Pass	Total	Y/G
1.	Deshaun Watson	2016	15	626	4593	5219	347.9
2.	Deshaun Watson	2015	15	1105	4104	5209	347.3
3.	Tajh Boyd	2012	13	514	3896	4410	339.2
4.	Trevor Lawrence	2020	10	203	3153	3356	335.6
5.	Tajh Boyd	2013	13	400	3851	4251	327.0
6.	Woodrow Dantzler	2001	12	1061	2578	3639	303.3
7.	Tajh Boyd	2011	14	218	3828	4046	289.0
8.	Trevor Lawrence	2019	15	563	3665	4228	281.9
9.	Charlie Whitehurst	2003	13	49	3561	3610	277.7
10.	Kelly Bryant	2017	14	665	2802	3467	247.6

ALL-PURPOSE YARDS

Rk	Player	Year	Rush	Rec.	PR	KOR	Total
1.	C.J. Spiller	2009	1212	503	210	755	2680
2.	Sammy Watkins	2011	231	1219	12	826	2288
3.	Travis Etienne	2019	1614	432	----	128	2174
4.	Derrick Hamilton	2002	208	602	377	696	1883
5.	Tony Horne	1997	7	907	332	536	1782
6.	Travis Etienne	2020	914	588	44	189	1772
7.	C.J. Spiller	2008	629	436	189	516	1770
8.	Sammy Watkins	2013	11	1464	0	293	1768
9.	Wayne Gallman	2015	1527	213	----	----	1740
10.	Travis Etienne	2018	1658	78	----	----	1736

RECEPTIONS

Rk	Player	Year	G	Yards	Avg.	Rec.
1.	Sammy Watkins	2013	13	1464	14.5	101
2.	Mike Williams	2016	15	1361	13.9	98
3.	Artavis Scott	2015	15	901	9.7	93
4.	Aaron Kelly	2007	13	1081	12.3	88
5.	Sammy Watkins	2011	13	1219	14.9	82
	DeAndre Hopkins	2012	13	1405	17.1	82
7.	Rod Gardner	1999	12	1084	13.6	80
8.	Amari Rodgers					

INDIVIDUAL SEASON BESTS

RECEIVING YARDS PER GAME

Rk	Player	Year	G	Rec.	Yards	Y/G
1.	Sammy Watkins	2013	13	101	1464	112.6
2.	DeAndre Hopkins	2012	13	82	1405	108.1
3.	Sammy Watkins	2011	13	82	1219	93.8
4.	Mike Williams	2016	15	98	1361	90.7
5.	Rod Gardner	1999	12	80	1084	90.3
6.	Rod Gardner	2000	12	58	1050	87.5
7.	Amari Rodgers	2020	12	77	1020	85.0
8.	Perry Tuttle	1980	11	53	915	83.2

YARDS PER RECEPTION

Rk	Player	Year	Rec-Yards	Avg.
1.	Gary Cooper	1988	13-417	32.1
2.	Whitey Jordan	1957	12-369	30.7
3.	Martavis Bryant	2012	10-305	30.5
4.	Don Kelley	1971	18-505	28.1
5.	Ray Mathews	1948	14-379	27.1
6.	Joe Pagliei	1955	10-223	22.3
7.	Justyn Ross	2018	46-1000	21.7
8.	Craig Brantley	1975	22-475	21.6
9.	Joe Blalock	1939	15-322	21.5

Note: Minimum 10 receptions.

RECEIVING TOUCHDOWNS

Rk	Player	Year	G	Rec.	Yards	Avg.	TD
1.	DeAndre Hopkins	2012	13	82	1405	17.1	18
2.	Tee Higgins	2019	15	59	1167	19.8	13
3.	Sammy Watkins	2011	13	82	1219	14.9	12
4.	Sammy Watkins	2013	13	101	1464	14.5	12
5.	Tee Higgins	2018	15	59	936	15.9	12
6.	Aaron Kelly	2007	13	88	1081	12.3	11
7.	Mike Williams	2016	15	98	1361	13.9	11
8.	Derrick Hamilton	2003	13	62	1026	16.5	10
9.	Deon Cain	2016	15	38	724	19.1	9
10.	Justyn Ross	2018	15	46	1000	21.7	9

TOTAL TOUCHDOWNS

Rk	Player	Year	Rush	Rec.	Ret.	TD
1.	Travis Etienne	2018	24	2	0	26
2.	Travis Etienne	2019	19	4	0	23
3.	C.J. Spiller	2009	12	4	5	21
4.	Travis Zachery	2000	13	5	0	18
5.	DeAndre Hopkins	2012	0	18	0	18
6.	Lester Brown	1978	17	0	0	17
7.	James Davis	2006	17	0	0	17
8.	Wayne Gallman	2016	17	0	0	17
9.	Travis Zachery	1999	16	0	0	16
10.	Travis Etienne	2020	14	2	0	16

PUNT RETURN YARDS

Rk	Player	Year	PR	Avg.	Yards
1.	Shad Bryant	1938	27	18.0	487
2.	Don Kelley	1970	24	16.2	389
3.	Derrick Hamilton	2002	35	10.8	377
4.	Darnell Stephens	1991	29	12.5	362
5.	Donnell Woolford	1987	23	15.0	345
6.	Justin Miller	2004	26	13.0	339
7.	Tony Horne	1997	32	10.4	332
8.	Ray-Ray McCloud	2017	25	12.1	303
9.	Willie Jordan	1977	33	9.1	300
10.	Amari Rodgers	2018	39	7.7	299

PUNT RETURN AVERAGE

Rk	Player	Year	PR	Yards	Avg.
1.	Brian Mance	2000	6	192	32.0
2.	C.J. Spiller	2009	8	210	26.3
3.	Elmo Lam	1961	8	179	22.4
4.	Joe Pagliei	1954	7	134	19.1
5.	Harry Pavilack	1960	6	112	18.7
6.	Shad Bryant	1938	27	487	18.0
7.	Bobby Gage	1948	12	203	16.9
8.	Jeff Siepe	1971	9	148	16.4
9.	Don Kelley	1970	24	389	16.2
10.	Jackie Calvert	1950	14	225	16.1

Note: Minimum five punt returns.

KICKOFF RETURN YARDS

Rk	Player	Year	KOR	Avg.	Yards
1.	Sammy Watkins	2011	33	25.0	826
2.	C.J. Spiller	2009	23	32.8	755
3.	Derrick Hamilton	2002	32	21.8	696
4.	Andre Humphrey	1993	29	22.9	663
5.	Justin Miller	2004	20	33.1	661
6.	Marcus Gilchrist	2010	27	23.7	639
7.	Brian Mance	2001	25	23.5	588
8.	Terrence Roulhac	1986	18	32.1	578
9.	Bob Bosler	1970	28	20.3	568
10.	C.J. Spiller	2007	19	28.8	547

KICKOFF RETURN AVERAGE

Rk	Player	Year	KOR	Yards	Avg.
1.	Justin Miller	2002	13	456	35.1
2.	Derrick Hamilton	2003	11	380	34.5
3.	Justin Miller	2004	20	661	33.1
4.	C.J. Spiller	2009	23	755	32.8
5.	Jacoby Ford	2006	13	426	32.8
6.	Terrence Roulhac	1986	18	578	32.1
7.	Derrick Hamilton	2001	15	476	31.7
8.	Doug Thomas	1990	11	333	30.3
9.	Bill Mathis	1959	10	294	29.4
10.	Joe Henderson	1987	14	407	29.1

Note: Minimum 10 kickoff returns.

PUNTING AVERAGE

Rk	Player	Year	Punts	Yards	Avg.
1.	Chris Gardocki	1990	58	2580	44.5
2.	Will Spiers	2020	45	1979	44.0
3.	David Sims	1979	79	3468	43.8
4.	Dale Hatcher	1984	54	2361	43.7
5.	Dale Hatcher	1983	47	2051	43.6
6.	Banks McFadden	1939	65	2828	43.5
7.	Dale Hatcher	1981	44	1908	43.4
8.	Chris Gardocki	1989	48	2062	43.0
9.	Jimmy Maners	2007	55	2354	42.8
10.	Kevin Laird	1997	67	2865	42.8

NET PUNTING AVERAGE

Rk	Player	Year	Net
1.	Dale Hatcher	1984	42.4
2.	Will Spiers	2019	41.7
3.	Will Spiers	2020	41.5
4.	David Sims	1979	40.6
5.	Dawson Zimmerman	2010	40.6
6.	Will Spiers	2021	40.5
7.	Dale Hatcher	1983	40.5
8.	Dale Hatcher	1981	40.5
9.	Bradley Pinion	2014	40.3
10.	Chris Gardocki	1989	39.4

Note: Does not factor in touchbacks.

FIELD GOALS MADE

Rk	Player	Year	Pct.	Att.	Made
1.	Greg Huegel	2015	84.4	32	27
2.	Jad Dean	2005	77.4	31	24
3.	Obed Ariri	1980	76.7	30	23
4.	Chris Gardocki	1989	75.9	29	22
5.	Chris Gardocki	1990	78.6	28	22
6.	Nelson Welch	1992	78.6	28	22
7.	Mark Buchholz	2007	61.1	36	22
8.	Chandler Catanzaro	2011	81.5	27	22
9.	Ammon Lakip	2014	75.0	28	21
10.	B.T. Potter	2021	80.8	26	21

FIELD GOALS ATTEMPTED

Rk	Player	Year	Made	Pct.	Att.
1.	Mark Buchholz	2007	22	61.1	36
2.	Greg Huegel	2015	27	84.4	32
3.	Chris Gardocki	1988	19	59.4	32
4.	Jad Dean	2005	24	77.4	31
5.	Richard Jackson	2009	20	64.5	31
6.	Obed Ariri	1980	23	76.7	30
7.	Chris Gardocki	1989	22	75.9	29
8.	Chris Gardocki	1990	22	78.6	28
9.	Nelson Welch	1991	19	67.9	28
10.	Nelson Welch	1992	22	78.6	28
11.	Ammon Lakip	2014	21	75.0	28

EXTRA POINTS MADE

Rk	Player	Year	Att.	Pct.	Made
1.	B.T. Potter	2019	79	100.0	79
2.	Greg Huegel	2018	78	97.4	76
3.	Greg Huegel	2016	73	97.3	71
4.	B.T. Potter	2020	62	98.4	61
5.	Chandler Catanzaro	2013	61	98.4	60
6.	Chandler Catanzaro	2012	59	96.6	57
7.	Greg Huegel	2015	61	91.8	56
8.	Chandler Catanzaro	2011	53	98.1	52
9.	Mark Buchholz	2007	48	100.0	48
10.	Jad Dean	2006	50	92.0	46

EXTRA POINTS ATTEMPTED

Rk	Player	Year	Made	Pct.	Att.
1.	B.T. Potter	2019	79	100.0	79
2.	Greg Huegel	2018	76	97.4	78
3.	Greg Huegel	2016	71	97.3	73
4.	B.T. Potter	2020	61	98.4	62
5.	Chandler Catanzaro	2013	60	98.4	61
6.	Greg Huegel	2015	56	91.8	61
7.	Chandler Catanzaro	2012	57	96.6	59
8.	Chandler Catanzaro	2011	52	98.1	53
9.	Jad Dean	2006	46	92.0	50
10.	Mark Buchholz	2007	48	100.0	48

KICK SCORING

Rk	Player	Year	FG-FGA	PAT	TP
1.	Greg Huegel	2015	27-32	56-61	137
2.	Chandler Catanzaro	2011	22-27	52-53	118
3.	B.T. Potter	2019	13-21	79-79	118
4.	B.T. Potter	2020	18-23	61-62	115
5.	Mark Buchholz	2007	22-36	48-48	114
6.	Greg Huegel	2016	14-19	71-73	113
7.	Chandler Catanzaro	2012	18-19	57-59	111
8.	Greg Huegel	2018	11-16	76-78	109
9.	Chris Gardocki	1989	22-29	41-41	107
10.	Jad Dean	2005	24-31	34-35	106
11.	Ammon Lakip	2014	21-28	43-44	106

SCORING

Rk	Player	Year	TD	FG	*PAT	TP
1.	Travis Etienne	2018	26	---	---	156
2.	Travis Etienne	2019	23	---	---	138
3.	Greg Huegel	2015	---	27	56	137
4.	C.J. Spiller	2009	21	---	2	128
5.	Chandler Catanzaro	2011	---	22	52	118
6.	B.T. Potter	2019	---	13	79	118
7.	B.T. Potter	2020	---	18	61	115
8.	Mark Buchholz	2007	---	22	48	114
9.	Greg Huegel	2016	---	14	71	113
10.	Chandler Catanzaro	2012	---	18	57	111

* - total points

INTERCEPTIONS

Rk	Player	Year	Yards	TD	Int.
1.	Robert O'Neal	1989	96	0	8
2.	Justin Miller	2002	50	0	8
3.	DeAndre McDaniel	2009	128	1	8
4.	Fred Knoebel	1951	39	0	7
5.	Dennis Smith	1974	47	1	6
6.	Steve Ryan	1977	67	0	6
7.	Terry Kinard	1981	31	0	6
8.	Terry Kinard	1982	3	0	6
9.	Johnny Rembert	1982	128	1	6
10.	Dexter Davis	1990	32	1	6
11.	Brian Dawkins	1995	55	1	6
12.	Robert Carswell	1999	72	0	6
13.	Alex Ardley	2000	61	0	6
14.	Brian Mance	2002	1	0	6
15.	Michael Hamlin	2008	111	0	6
16.	Rashard Hall	2009	67	0	6

INTERCEPTION RETURN YARDS

Rk	Player	Year	TD	Int.	Yards
1.	Don Kelley	1970	1	3	156
2.	Rex Varn	1978			

YEARLY LEADERS

SCORING

Year	Player, Pos.	TD	FG	PAT	Pts
1927	Bob McCarley, FB	5	0	1	31
1928	O.D. Padgett, BB	7	0	0	42
1929	Goat McMillan, TB	9	0	0	54
1930	Maxcey Welch, TB	10	0	4	64
1931	J.M. Lambert, WB	1	0	0	6
	E.R. Patterson, RB	1	0	0	6
	Fred Hook, TB	1	0	0	6
1932	Henry Woodward, RB	5	0	0	30
1933	Gene Willimon, TB	2	0	0	12
	Bill Dillard, RB	2	0	0	12
1934	Randy Hinson, RB	3	0	0	18
1935	Mac Folger, BB	6	0	0	36
1936	Mac Fogler, BB	8	0	0	48
1937	Red Pearson, BB	3	1	8	29
1938	Banks McFadden, TB	5	0	0	30
	Shad Bryant, WB	5	0	0	30
1939	Shad Bryant, WB	4	0	8	32
1940	Aubrey Rion, RB	4	0	4	28
1941	Charlie Timmons, FB	9	0	23	77
1942	Marion Butler, TB	6	0	0	36
1943	James Whitmire, WB	4	0	0	24
1944	Bill Rogers, FB	6	0	1	37
1945	Jim Reynolds, BB	5	0	0	30
	Marion Butler, TB	5	0	0	30
1946	Dutch Leverman, RB	4	0	0	24
	Chip Clark, WR	4	0	0	24
1947	Jim Reynolds, EB	8	0	0	48
1948	Ray Mathews, WB	13	0	0	78
1949	Fred Cone, FB	9	0	1	55
1950	Fred Cone, FB	15	0	2	92
1951	Glenn Smith, WR	7	0	0	42
1952	Billy Hair, TB	3	0	0	18
	Don King, RB	3	0	0	18
	Red Whitten, FB	3	0	0	18
	Buck George, WB	3	0	0	18
1953	Dreher Gaskin, WR	5	0	0	30
1954	Jim Coleman, RB	5	0	1	31

1955	Joe Pagliei, RB	7	0	1	43
1956	Joel Wells, RB	8	0	0	48
1957	Bob Spooner, RB	5	0	0	30
	Bill Mathis, RB	5	0	0	30
1958	Harvey White, QB	5	0	0	30
1959	Bill Mathis, RB	11	0	4	70
1960	Bill McGuirt, RB	9	0	0	54
1961	Ron Scrudato, RB	8	0	0	48
1962	Rodney Rogers, PK	0	7	13	34
1963	Frank Pearce, PK	0	4	21	33
1964	Hal Davis, RB	5	0	0	30
1965	Hugh Mauldin, RB	4	0	0	24
	Thomas Ray, QB	4	0	0	24
1966	Jacky Jackson, TB	8	0	0	48
1967	Buddy Gore, TB	9	0	0	54
1968	Ray Yauger, TB	7	0	2	42
1969	Ray Yauger, TB	11	0	2	68
1970	Eddie Seigler, PK	0	8	16	40
1971	Eddie Seigler, PK	0	11	14	47
1972	Eddie Seigler, PK	0	11	14	47
1973	Smiley Sanders, RB	10	0	0	60
1974	Mark Fellers, QB	9	0	0	54
1975	Steve Fuller, QB	6	0	0	36
1977	Lester Brown, TB	9	0	0	54
1978	Lester Brown, TB	17	0	0	102
1979	Obed Ariri, PK	0	16	14	62
1980	Obed Ariri, PK	0	23	18	87
1981	Cliff Austin, TB	9	0	0	54
1982	Cliff Austin, TB	14	0	0	84
1983	Bob Paulling, PK	0	18	36	90
1984	Donald Igwebuike, PK	0	16	41	89
1985	Kenny Flowers, TB	13	0	0	78
1986	Terrence Flagler, TB	13	0	0	78
1987	David Treadwell, PK	0	18	33	87
1988	Terry Allen, TB	10	0	0	60
1989	Chris Gardocki, PK	0	22	41	107
1990	Chris Gardocki, PK	0	22	30	96
1991	Nelson Welch, PK	0	19	31	88
1992	Nelson Welch, PK	0	22	23	89

1993	Nelson Welch, PK	0	15	17	62
1994	Nelson Welch, PK	0	16	14	62
1995	Emory Smith, FB	15	0	0	90
1996	Raymond Priester, TB	7	0	2	44
1997	David Richardson, PK	0	13	17	56
1998	David Richardson, PK	0	8	20	44
1999	Travis Zachery, TB	16	0	0	96
2000	Travis Zachery, TB	18	0	0	108
2001	Aaron Hunt, PK	0	10	44	74
2002	Aaron Hunt, PK	0	17	37	88
2003	Aaron Hunt, PK	0	18	38	92
2004	Reggie Merriweather, TB	11	0	0	66
2005	Jad Dean, PK	0	24	34	106
2006	James Davis, RB	17	0	0	102
2007	Mark Buchholz, PK	0	22	48	114
2008	Mark Buchholz, PK	0	15	40	85
2009	C.J. Spiller, RB	21	0	2	128
2010	Chandler Catanzaro, PK	0	14	34	76
2011	Chandler Catanzaro, PK	0	22	52	118
2012	Chandler Catanzaro, PK	0	18	57	111
2013	Chandler Catanzaro, PK	0	13	60	99
2014	Ammon Lakip, PK	0	21	43	106
2015	Greg Huegel, PK	0	27	56	137
2016	Greg Huegel, PK	0	14	71	113
2017	Travis Etienne, RB	13	0	0	78
2018	Travis Etienne, RB	26	0	0	156
2019	Travis Etienne, RB	23	0	0	138
2020	B.T. Potter, PK	0	18	61	115
2021	B.T. Potter, PK	0	21	38	101

RUSHING YARDS

Year	Player, Pos.	Car.	Yards	Avg.
1935	Joe (Net) Berry, TB	99	457	4.5
1936	Mac Fogler, FB	144	522	3.6
1937	Don Willis, WB	99	329	3.3
1938	Don Willis, FB	103	483	4.7
1939	Charlie Timmons, FB	146	556	3.8
1940	Chippy Maness, TB	86	472	5.4
1941	Charlie Timmons, FB	149	635	4.3



OBED ARIRI LED THE TIGERS IN POINTS IN 1979 AND 1980.

YEARLY LEADERS

1942	Marion Butler, TB	145	616	4.2
1943	James Whitmire, WB	72	376	5.2
1944	Sid Tinsley, TB	126	479	3.8
1945	Dewey Quinn, FB	89	392	4.4
1946	Bobby Gage, TB	58	264	4.5
1947	Bobby Gage, TB	114	502	4.4
1948	Ray Mathews, WB	113	646	5.7
1949	Ray Mathews, TB	118	728	6.0
1950	Fred Cone, FB	184	845	4.6
1951	Billy Hair, TB	160	698	4.4
1952	Red Whitten, FB	115	455	4.0
1953	Don King, QB	79	243	3.1
1954	Joel Wells, RB	74	352	4.8
1955	Joel Wells, RB	135	782	5.8
1956	Joel Wells, RB	174	803	4.6
1957	Bob Spooner, RB	88	358	4.1
1958	Doug Cline, FB	103	450	4.3
1959	Doug Cline, FB	119	482	4.1
1960	Bill McGuirt, FB	99	320	3.2
1961	Ron Scrudato, FB	99	341	3.4
1962	Pat Crain, FB	94	348	3.7
1963	Pat Crain, FB	137	513	3.7
1964	Hal Davis, RB	87	533	6.1
1965	Hugh Mauldin, RB	194	664	3.4
1966	Buddy Gore, TB	186	750	4.0
1967	Buddy Gore, TB	230	1045	4.5
1968	Buddy Gore, TB	184	776	4.2
1969	Ray Yaeger, TB	223	968	4.3
1970	Ray Yaeger, TB	183	711	3.9
1971	Rick Gilstrap, TB	144	514	3.6
1972	Wade Hughes, RB	177	761	4.3
1973	Smiley Sanders, RB	113	627	5.5
1974	Ken Callicutt, RB	161	809	5.0
1975	Ken Callicutt, RB	145	572	3.9
1976	Warren Ratchford, TB	119	676	5.7
1977	Warren Ratchford, TB	118	616	5.2
1978	Lester Brown, TB	202	1022	5.1
1979	Marvin Sims, FB	158	743	4.7
1980	Chuck McSwain, TB	114	544	4.8
1981	Cliff Austin, TB	163	824	5.1
1982	Cliff Austin, TB	197	1064	5.4
1983	Kevin Mack, FB	151	862	5.7
1984	Stacey Driver, TB	139	627	4.5
1985	Kenny Flowers, TB	227	1200	5.3
1986	Terrence Flagler, TB	192	1258	6.6
1987	Terry Allen, TB	183	973	5.3
1988	Terry Allen, TB	216	1192	5.5
1989	Joe Henderson, TB	178	848	4.8
1990	Ronald Williams, TB	178	941	5.3
1991	Rodney Blunt, TB	175	747	4.3
1992	Rodney Blunt, TB	149	812	5.4
1993	Derrick Witherspoon, TB	111	519	4.7
1994	Lamont Pegues, TB	92	390	4.2
1995	Raymond Priestester, TB	231	1322	5.6
1996	Raymond Priestester, TB	257	1345	5.2
1997	Raymond Priestester, TB	223	956	4.3
1998	Travis Zachery, TB	158	635	4.0
1999	Travis Zachery, TB	185	820	4.4
2000	Woodrow Dantzler, QB	190	1028	5.4
2001	Woodrow Dantzler, QB	221	1061	4.8
2002	Yusef Kelly, RB	125	520	4.2
2003	Duane Coleman, TB	133	615	4.6
2004	Reggie Merriweather, TB	136	670	4.9
2005	James Davis, RB	165	879	5.3
2006	James Davis, RB	203	1187	5.8
2007	James Davis, RB	214	1064	5.0
2008	James Davis, RB	171	751	4.4
2009	C.J. Spiller, RB	216	1212	5.6
2010	Jamie Harper, RB	197	760	3.9
2011	Andre Ellington, RB	224	1178	5.3
2012	Andre Ellington, RB	212	1081	5.1
2013	Roderick McDowell, RB	189	1025	5.4
2014	Wayne Gallman, RB	161	769	4.8
2015	Wayne Gallman, RB	283	1527	5.4
2016	Wayne Gallman, RB	232	1133	4.9
2017	Travis Etienne, RB	107	766	7.2
2018	Travis Etienne, RB	204	1658	8.1
2019	Travis Etienne, RB	207	1614	7.8
2020	Travis Etienne, RB	168	914	5.4
2021	Will Shipley, RB	149	738	5.0

PASSING YARDS/EFFICIENCY

Year	Player	Att.	Cm.	Pct.	Yards
1935	Joe (Net) Berry	72	42	58.3	422
1936	Joe (Net) Berry	99	32	32.3	434
1937	Bob Bailey	88	35	39.8	579
1938	Bob Bailey	35	18	51.4	272
1939	Banks McFadden	70	31	44.3	581
1940	Chippy Maness	51	19	37.3	388

1941	Booby Payne	90	36	40.0	582
1942	Butch Butler	90	38	42.2	504
1943	Butch Butler	34	12	35.3	166
1944	Sid Tinsley	51	11	21.6	248
1945	Butch Butler	45	11	24.4	239
1946	Dutch Leverman	62	26	41.9	501

Year	Player	Att.	Cm.	Pct.	Yards	Eff.
1947	Bobby Gage	109	47	41.3	1002	126.7
1948	Bobby Gage	105	42	40.0	799	119.5
1949	Ray Mathews	72	24	33.3	487	100.9
1950	Billy Hair	71	29	40.8	644	128.1
1951	Billy Hair	164	67	40.9	1004	93.6
1952	Don King	69	23	33.3	317	52.5
1953	Don King	98	46	46.9	706	101.8
1954	Don King	72	32	44.4	468	92.4
1955	Don King	79	33	41.8	586	96.4
1956	Charlie Bussey	68	26	38.2	330	78.8
1957	Harvey White	95	46	48.4	841	154.6
1958	Harvey White	87	43	49.4	492	89.2
1959	Harvey White	107	56	52.3	770	123.8
1960	Lowndes Shingler	145	61	44.1	790	79.0
1961	Jim Parker	98	46	46.9	735	108.4
1962	Jim Parker	67	30	44.8	431	77.9
1963	Jim Parker	117	52	44.4	728	88.6
1964	Thomas Ray	59	21	35.6	253	60.3
1965	Thomas Ray	175	74	42.3	1019	85.0
1966	Jimmy Addison	186	103	55.4	1491	125.5
1967	Jimmy Addison	174	82	47.1	924	89.7
1968	Billy Ammons	162	74	45.7	1006	90.8
1969	Tommy Kendrick	227	107	47.1	1457	97.8
1970	Tommy Kendrick	267	133	49.8	1407	96.5
1971	Tommy Kendrick	152	64	42.1	1040	96.8
1972	Ken Pengitore	131	55	42.0	831	85.6
1973	Ken Pengitore	188	82	43.6	1370	110.4
1974	Mark Fellers	92	42	45.7	783	142.1
1975	Willie Jordan	73	40	54.8	728	158.3
1976	Steve Fuller	116	58	50.0	835	114.4
1977	Steve Fuller	205	106	51.7	1655	124.8
1978	Steve Fuller	187	101	54.0	1515	130.1
1979	Billy Lott	174	90	51.7	1184	108.4
1980	Homer Jordan	172	85	49.4	1311	111.4
1981	Homer Jordan	196	107	54.6	1630	130.5
1982	Homer Jordan	100	55	55.5	674	104.2
1983	Mike Eppley	166	99	59.6	1410	146.0
1984	Mike Eppley	213	116	54.5	1494	123.8
1985	Randy Anderson	123	63	51.2	703	96.4
1986	Rodney Williams	200	98	49.0	1245	99.9
1987	Rodney Williams	209	101	48.3	1486	107.9
1988	Rodney Williams	186	78	41.9	1144	98.2
1989	Chris Morocco	134	79	59.0	1131	141.7
1990	DeChane Cameron	194	98	50.5	1185	108.6
1991	DeChane Cameron	226	126	55.7	1601	115.5
1992	Patrick Sapp	144	60	41.7	750	88.1
1993	Patrick Sapp	133	66	49.6	1084	122.0
1994	Nealon Greene	94	51	54.3	524	102.4
1995	Nealon Greene	202	116	57.4	1537	129.8
1996	Nealon Greene	219	111	50.7	1446	110.9
1997	Nealon Greene	290	180	62.1	2212	138.1
1998	Brandon Streeter	282	150	53.2	1948	116.5
1999	Woodrow Dantzler	201	112	55.7	1506	127.5
2000	Woodrow Dantzler	244	137	56.1	1871	129.7
2001	Woodrow Dantzler	334	203	60.8	2578	139.8
2002	Charlie Whitehurst	214	123	57.5	1554	128.3
2003	Charlie Whitehurst	465	288	61.9	3561	135.6
2004	Charlie Whitehurst	349	177	50.7	2067	97.3
2005	Charlie Whitehurst	340	229	67.4	2483	133.5
2006	Will Proctor	304	183	60.2	2353	135.3
2007	Cullen Harper	433	282	65.1	2991	141.0
2008	Cullen Harper	360	221	61.4	2601	126.2
2009	Kyle Parker	369	205	55.6	2526	124.4
2010	Kyle Parker	341	196	57.5	2213	117.2
2011	Tajh Boyd	499	298	59.7	3828	141.2
2012	Tajh Boyd	427	287	67.2	3896	165.6
2013	Tajh Boyd	413	283	68.5	3851	168.7
2014	Deshawn Watson	137	93	67.9	1466	188.6
2015	Deshawn Watson	491	333	67.8	4104	156.3
2016	Deshawn Watson	579	388	67.0	4593	151.1
2017	Kelly Bryant	398	262	65.8	2802	131.7
2018	Trevor Lawrence	397	259	65.2	3280	157.6
2019	Trevor Lawrence	407	268	65.8	3665	166.7
2020	Trevor Lawrence	334	231	69.2	3153	169.2
2021	DJ Uiagalelei	374	208	55.6	2246	108.7

Note: Leaders based on pass efficiency rating.

RECEPTIONS

Year	Player, Pos.	Rec.	Yards	Avg.
1938	Gus Goins, RE	8	123	15.4
1939	Joe Blalock, LE	15	322	21.5

1940	Joe Blalock, LE	10	211	21.1
1941	Joe Blalock, LE	13	240	18.5
1942	Marion Craig, BB	14	173	12.4
1943	Eddis Freeman, RE	8	175	21.9
1944	Eddis Freeman, LE	9	162	18.0
1945	Eddis Freeman, RE	7	156	22.3
1946	Eddis Freeman, RE	15	181	12.1
1947	John Poulos, LE	6	169	28.2
1948	Oscar Thompson, RE	19	333	17.5
1949	Glenn Smith, RE	25	446	17.8
1950	Glenn Smith, RE	24	498	20.8
1951	Glenn Smith, LE	39	632	16.2
1952	Otis Kempson, LE	18	217	12.1
1953	Dreher Gaskin, E	21	426	20.3
1954	Scott Jackson, E	11	151	13.7
1955	Joe Pagliei, RB	10	233	23.3
1956	Dalton Rivers, E	5	76	15.2
1957	Whitey Jordan, E	12	369	30.7
1958	George Ustry, RB	18	171	9.5
1959	Bill Mathis, RB	18	319	17.7
1960	Harry Pavliack, RB	17	272	14.2
1961	Elmo Lam, RB	17	237	13.9
1962	Johnny Case, E	13	213	16.4
1963	Lou Fogle, E	17	218	12.8
1964	Hoss Hostetler, E	8	103	12.9
1965	Phil Rogers, FLK	36	466	12.9
1966	Phil Rogers, FLK	42	574	13.7
1967	Phil Rogers, FLK	28	429	15.3
1968	Charlie Waters, WR	22	411	18.6
	Jack Anderson, WR	22	344	15.6
1969	Charlie Waters, FLK	44	738	16.9
1970	John McMakin, TE	40	532	13.3
1971	John McMakin, TE	29	421	14.5
1972	Dennis Goss, FLK	21	385	18.3
1973	Bennie Cunningham, TE	22	341	15.5
1974	Bennie Cunningham, TE	24	391	16.3
1975	Joey Walters, WR	26	394	15.2
1976	Jerry Butler, WR	33	484	14.7
1977	Jerry Butler, WR	47	824	17.5
1978	Jerry Butler, WR	58	908	15.7
1979	Perry Tuttle, WR	36	544	15.1
1980	Perry Tuttle, WR	53	915	17.3
1981	Perry Tuttle, WR	52	883	17.0
1982	Jeff Stockstill, WR	25	247	9.9
1983	Ray Williams, WR	19	342	18.0
1984	Terrance Roulhac, WR	26	512	19.7
1985	Terrance Roulhac, WR	31	533	17.2
1986	Ray Williams, WR	20	280	14.0
	Terrance Roulhac, WR			

YEARLY LEADERS

1940	Chippy Maness	22	169	7.7
1941	Butch Butler	23	225	9.8
1942	Butch Butler	24	164	6.8
1943	Butch Butler	13	114	8.8
1944	Sid Tinsley	17	142	8.4
1945	Butch Butler	26	280	10.8
1946	Hal Leonard	8	73	9.1
1947	Bobby Gage	14	98	7.0
1948	Bobby Gage	12	203	16.9
1949	Jackie Calvert	15	131	8.7
1950	Jackie Calvert	13	206	15.8
1951	Billy Hair	13	142	10.9
1952	Pete Cook	14	134	14.0
1953	Don King	4	36	9.0
1954	Joe Pagliei	7	134	19.1
1955	Jim Coleman	4	77	19.3
1956	Jim Coleman	10	113	11.3
1957	George Usry	8	59	7.4
1958	Bobby Morgan	11	154	14.0
1959	George Usry	17	183	10.8
1960	Harry Pavilack	6	112	18.7
1961	Elmo Lam	8	179	22.4
1962	Mack Matthews	4	96	24.0
1963	Hugh Mauldin	17	193	11.4
1964	Hugh Mauldin	9	100	11.1
1965	Jacky Jackson	8	73	9.1
1966	Frank Liberatore	11	122	11.1
1967	Richie Luzzi	21	143	6.8
1968	Richie Luzzi	16	178	11.1
1969	Don Kelley	19	165	8.7
1970	Don Kelley	24	389	16.2
1971	Jeff Siepe	9	148	16.4
1972	Jeff Siepe	25	125	5.0
1973	Peanut Martin	18	158	8.8
1974	Joey Walters	9	84	9.3
1975	Stan Rome	12	100	8.3
1976	Joey Walters	15	88	5.9
1977	Willie Jordan	33	300	9.1
1978	Willie Jordan	21	269	12.1
1979	Hollis Hall	27	160	5.9
1980	Terry Kinard	12	50	4.2
1981	Billy Davis	34	275	8.1
1982	Billy Davis	24	160	6.7
1983	Billy Davis	17	83	4.9
1984	Reggie Pleasant	28	173	6.2
1985	Kevin Brady	17	45	2.6
1986	Donnell Woolford	25	203	8.1
1987	Donnell Woolford	23	345	15.0
1988	Donnell Woolford	29	192	6.6
1989	James Lott	27	226	8.4
1990	Dexter Davis	32	229	7.2
1991	Darnell Stephens	29	362	12.5
1992	Robert O'Neal	17	145	8.5
1993	Andre Humphrey	13	179	13.8
1994	Dexter McCleon	13	71	5.5
1995	Antwan Wyatt	21	249	11.9
1996	Dexter McCleon	14	105	7.5
1997	Tony Horne	32	332	10.4
1998	Travis Zachery	26	216	8.3
1999	Mal Lawyer	14	118	8.4
2000	Joe Don Reames	23	281	12.2
2001	Brian Mance	16	211	13.2
2002	Derrick Hamilton	35	377	10.8
2003	Derrick Hamilton	29	218	7.5
2004	Justin Miller	26	339	13.0
2005	Chansi Stuckey	27	199	7.4
2006	Jacoby Ford	15	166	11.1
2007	C.J. Spiller	16	137	8.6
2008	C.J. Spiller	18	189	10.5
2009	C.J. Spiller	8	210	26.3
2010	Marcus Gilchrist	23	233	10.1
2011	DeAndre Hopkins	10	49	4.9
2012	Adam Humphries	18	86	4.8
2013	Adam Humphries	20	212	10.6
2014	Adam Humphries	31	178	5.7
2015	Artavis Scott	13	55	4.2
2016	Ray-Ray McCloud	21	176	8.4
2017	Ray-Ray McCloud	25	303	12.1
2018	Amari Rodgers	39	299	7.7
2019	Amari Rodgers	18	151	8.4
2020	Amari Rodgers	9	64	7.1
2021	Will Taylor	6	64	10.7

KICKOFF RETURN YARDS

Year	Player	KOR	Yards	Avg.
1938	Shad Bryant	5	132	26.4
1939	Shad Bryant	3	54	18.0
1940	Booty Payne	2	43	21.5
1941	Charlie Timmons	6	155	25.8

1942	Marion Craig	5	90	18.0
1943	Bill Rogers	7	138	19.7
1944	Sid Tinsley	9	247	27.4
1945	Butch Butler	8	156	19.5
1946	Bill Rogers	4	84	21.0
1947	Bobby Gage	10	244	24.4
1948	Ray Mathews	6	134	22.3
1949	Fred Cone	7	148	21.1
1950	Jackie Calvert	13	206	15.8
1951	Billy Hair	7	183	26.1
1952	Buck George	7	140	20.0
1953	Joe Pagliei	5	99	19.8
1954	Joe Pagliei	7	138	19.7
1955	Joel Wells	8	181	22.6
1956	Joel Wells	6	140	23.3
1957	George Usry	4	105	26.3
1958	Charlie Horne	6	144	24.0
1959	Bill Mathis	10	294	29.4
1960	Mack Matthews	7	104	14.9
1961	Wendal Black	10	213	21.3
1962	Mack Matthews	10	215	21.5
1963	Mack Matthews	6	139	23.2
1964	Hugh Mauldin	7	181	25.6
1965	Tom Duley	14	311	22.2
1966	Jacky Jackson	16	368	23.0
1967	Jacky Jackson	11	210	19.1
1968	Jack Anderson	10	257	25.7
1969	John Shields	25	539	21.6
1970	Bob Bosler	28	568	20.3
1971	Dennis Goss	15	355	23.7
1972	David Thomas	22	522	22.7
1973	Jay Washington	22	474	21.5
1974	Warren Ratchford	20	480	24.0
1975	Willie Scott	26	541	20.8
1976	Warren Ratchford	12	226	18.9
1977	Willie Jordan	14	298	21.3
1978	Willie Jordan	11	232	21.1
1979	Andy Headen	10	214	21.4
1980	Andy Headen	12	195	16.3
1981	Perry Tuttle	12	266	22.2
1982	Steve Griffin	9	172	19.1
1983	Ray Williams	21	494	23.5
1984	Ray Williams	19	354	18.6
1985	Ray Williams	26	502	19.3
1986	Terrance Roulhac	18	578	32.1
1987	Joe Henderson	14	407	^29.1
1988	Wesley McFadden	16	324	20.3
1989	Doug Thomas	12	249	20.8
1990	Doug Thomas	11	333	30.3
1991	Larry Ryans	14	319	22.8
1992	Greg Hood	12	274	22.8
1993	Andre Humphrey	29	663	22.9
1994	Andre Humphrey	22	500	22.7
1995	Antwan Wyatt	18	452	25.1
1996	Tony Horne	8	212	26.5
1997	Tony Horne	19	536	28.2
1998	Antwan Edwards	13	350	26.9
1999	Joe Don Reames	15	332	22.1
2000	Joe Don Reames	9	180	21.1
2001	Brian Mance	25	588	23.5
2002	Derrick Hamilton	32	696	21.8
2003	Justin Miller	17	417	24.5
2004	Justin Miller	20	661	^33.1
2005	Aaron Kelly	10	266	26.6
2006	Jacoby Ford	13	426	32.8
2007	C.J. Spiller	19	547	28.8
2008	C.J. Spiller	19	516	27.2
2009	C.J. Spiller	23	775	32.8
2010	Marcus Gilchrist	27	639	23.7
2011	Sammy Watkins	33	826	25.0
2012	Sammy Watkins	13	257	19.8
2013	Sammy Watkins	14	293	20.9
2014	T.J. Green	21	445	21.2
2015	Artavis Scott	15	371	24.7
2016	Artavis Scott	23	535	23.3
2017	Travis Etienne	19	389	20.5
2018	Derion Kendrick	13	299	23.0
2019	Joseph Ngata	14	325	23.2
2020	Lyn-J Dixon	9	210	23.3
2021	Will Shipley	14	380	27.1

ALL-PURPOSE YARDS

Year	Player, Pos.	Rush	Rec	PR	KOR	Total
1961	Elmo Lam, TB	270	237	179	26	712
1962	Mack Matthews, TB	266	30	96	215	607
1963	Hugh Mauldin, TB	218	110	63	193	584
1964	Hal Davis, TB	533	56	39	110	738
1965	Hugh Mauldin, RB	686	91	---	61	838

^ - led the nation

1966	Buddy Gore, TB	750	10	---	302	1062
1967	Buddy Gore, TB	1045	45	---	118	1208
1968	Buddy Gore, TB	776	10	---	217	1003
1969	Ray Auger, TB	968	130	---	65	1163
1970	Ray Auger, TB	711	112	---	---	823
1971	Rick Gilstrap, TB	514	-4	---	201	711
1972	Wade Hughes, FB	761	23	---	32	816
1973	Jay Washington, RB	428	28	---	474	930
1974	Ken Callicutt, RB	809	76	---	---	885
1975	Ken Callicutt, RB	572	47	---	---	619
1976	Warren Ratchford, TB	676	23	---	226	925
1977	Jerry Butler, WR	6	824	---	---	830
1978	Lester Brown, TB	1022	55	---	---	1077
1979	Marvin Sims, FB	743	48	---	---	791
1980	Perry Tuttle, WR	23	915	---	---	938
1981	Perry Tuttle, WR	21	883	---	266	1170
1982	Cliff Austin, TB	1064	15	---	---	1079
1983	Kevin Mack, FB	866	116	---	---	982
1984	Stacey Driver, TB	627	53	---	---	680
1985	Kenny Flowers, TB	1200	26	---	40	1266
1986	Terence Flagler, TB	1258	188	---	---	1446
1987	Terry Allen, TB	973	80	---	73	1126
1988	Terry Allen, TB	1192	125	---	7	1324
1989	Joe Henderson, TB	848	97	---	188	1133
1990	Ronald Williams, TB	941	1	---	---	942
1991	Rodney Blunt, TB	747	178	---	---	925
1992	Rodney Blunt, TB	824	17	---	---	841
1993	Andre Humphrey, CB	---	---	179	663	842
1994	Antwan Wyatt, WR	256	282	---	---	538
1995	Antwan Wyatt, WR	34	683	249	452	1418
1996	Raymond Priestner, TB	1345	115	---	---	1460
1997	Tony Horne, WR	7	907	332	536	1782
1998	Travis Zachery, TB	635	144	216	---	995
1999	Rod Gardner, WR	1	1084	---	---	1085
2000	Travis Zachery, TB	1027	313	30	---	1370
2001	Derrick Hamilton, WR	38	684	23	476	1221
2002	Derrick Hamilton, WR	208	602	377	696	1883
2003	Derrick Hamilton, WR	111	1026	218	360	1735
2004	Airese Currie, WR	8	868	---	212	1088
2005	Chansi Stuckey, WR	78	770	199	22	1069
2006	C.J. Spiller, RB	938	210	33	234	1415
2007	C.J. Spiller, RB	748	271	137	547	1723
2008	C.J. Spiller, RB	629	436	189	516	1770
2009	C.J. Spiller, RB	1212	503	210	755	2661
2010	Jamie Harper, RB	760	328	---	43	1131
2011	Sammy Watkins, WR	231	1219	12	826	2288
2012	Andre Ellington, RB	1081	232	---	178	1491
2013	Sammy Watkins, WR	11	1464	0	293	1768
2014	Mike Williams, WR	---	1030	---	---	1030
2015	Wayne Gallman, RB	1527	213	---	---	1740
2016	Mike Williams, WR	---	1361	---	---	1361
2017	Travis Etienne, RB	766	57	---	389	1212
2018	Travis Etienne, RB	1658	78	0	0	1736
2019	Travis Etienne, RB	1614	432	---	128	2174
2020	Travis Etienne, RB	914	588	44	189	*1772
2021	Will Shipley, RB	738	116	---	380	1234

* - includes 37 yards on a missed field-goal return

INTERCEPTIONS

Year	Player, Pos.	Int.	Yards
1938	Shad Bryant, DB	3	29
1939	Banks McFadden, DB	2	27
1940	Charlie Timmons, DB	4	5
1941	Charlie Wright, DB	4	44
1942	Butch Butler, DB	4	37
1943	Butch Butler, DB	3	3
1944	Billy G. Rogers, DB	3	22
1945	Eddis Freeman, DB	3	24
1946	Gerald Leverman, DB	2	10
1947	Ray Mathews, DB	2	66
1948	Ray Mathews, DB	5	49
1949	Jim Reynolds, DB	3	13
19			

YEARLY LEADERS

1967	Richie Luzzi, DB	3	54
1968	John Fulmer, DB	3	24
1969	Dale Henry, DB	3	29
1970	Don Kelley, DB	3	156
1971	Bobby Johnson, DB	4	57
1972	Bobby Johnson, DB	3	16
1973	Lynn Carson, DB	5	65
1974	Dennis Smith, DB	6	47
1975	Peanut Martin, CB	2	9
1976	Randy Scott, LB	2	6
1977	Steve Ryan, CB	6	67
1978	Rex Varn, SS	4	148
1979	Terry Kinard, FS	3	93
1980	Eddie Geathers, CB	3	20
1981	Terry Kinard, FS	6	51
1982	Johnny Rembert, LB	6	128
1983	Ty Davis, CB	4	21
1984	Terence Mack, OLB	3	28
1985	Kenny Danforth, SS	2	24
1986	Delton Hall, CB	4	121
1987	Donnell Woolford, CB	5	0
1988	Gene Beasley, SS	3	27
1989	Robert O'Neal, FS	8	96
1990	Dexter Davis, CB	6	32
1991	Tyron Mouzon, SS	3	18
1992	Darnell Stephens, SS	3	55
1993	Dexter McCleon, CB/QB	3	14
1994	Dexter McCleon, CB	4	27
1995	Brian Dawkins, SS	6	55
1996	Peter Ford, CB	2	66
1997	Antwan Edwards, CB	4	81
1998	Antwan Edwards, CB	2	56
1999	Robert Carswell, FS	6	72
2000	Alex Ardley, CB	6	61
2001	Charles Hafley, SS	4	2
2002	Justin Miller, CB	8	50
2003	Jamaal Fudge, ROV	4	66
2004	Jamaal Fudge, ROV	3	55
2005	C.J. Gaddis, CB	3	36
2006	Crezdon Butler, CB	3	35
2007	Chris Chancellor, CB	4	12
2008	Michael Hamlin, S	6	111
2009	DeAndre McDaniel, S	8	128
2010	DeAndre McDaniel, S	4	33
2011	Jonathan Meeks, S	3	58
2012	Rashard Hall, S	4	17
2013	Jayron Kearse, S	4	62
2014	Jadar Johnson, S	2	84
2015	Cordrea Tankersley, CB	5	50
2016	Jadar Johnson, S	5	44
2017	Ryan Carter, CB	3	12
2018	A.J. Terrell, CB	3	95
2019	Tanner Muse, S	4	13
2020	Nolan Turner, S	3	52
2021	Andrew Booth Jr., CB	3	0

Note: Ties broken by return yards.

PUNTING AVERAGE

Year	Player	Punts	Yards	Avg.
1938	Bob Bailey	44	1631	37.1
1939	Banks McFadden	65	2828	43.5
1940	Chippy Maness	51	1989	39.0
1941	Booty Payne	47	1931	41.1
1942	Butch Butler	73	2679	36.7
1943	Butch Butler	32	1316	41.1
1944	Sid Tinsley	52	2070	39.8
1945	Butch Butler	50	1864	37.3
1946	Gerald Leverman	30	1067	35.5
1947	Bobby Gage	52	2054	39.5
1948	Bobby Gage	37	1317	35.6
1949	Jackie Calvert	26	1087	41.8
1950	Billy Hair	17	612	36.0
1951	Billy Hair	45	1476	32.8
1952	Jack Shown	55	2074	37.7
1953	Don King	18	668	37.1
1954	Joe Pagliei	26	955	36.7
1955	Joe Pagliei	20	782	39.1
1956	Charlie Bussey	39	1410	36.1
1957	Charlie Horne	22	695	31.6
1958	Bill Mathis	22	787	35.8
1959	Lowndes Shingler	24	858	35.8
1960	Eddie Werntz	38	1376	36.2
1961	Eddie Werntz	56	2249	40.2
1962	Eddie Werntz	41	1667	40.7
1963	Hugh Mauldin	37	1157	31.3
1964	Don Barfield	60	2191	36.5
1965	Don Barfield	62	2503	40.4
1966	Don Barfield	55	2132	38.7
1967	Sammy Cain	64	2423	37.9



ANDREW BOOTH JR. LED THE TIGERS IN INTERCEPTIONS IN 2021 THANKS IN LARGE PART TO HIS TWO AT SOUTH CAROLINA.

1968	Sammy Cain	60	2235	37.3
1969	Sammy Cain	48	1785	37.3
1970	Jack Anderson	35	1434	41.0
1971	Tony Anderson	73	2714	37.2
1972	Tony Anderson	71	2724	38.4
1973	Mitch Tyner	61	2552	41.8
1974	Mitch Tyner	66	2649	40.1
1975	Richard Holliday	31	1083	35.0
1976	Mike O'Cain	55	2110	38.4
1977	David Sims	64	2462	38.7
1978	David Sims	50	2010	40.2
1979	David Sims	79	3468	43.9
1980	Richard Hendley	52	2001	38.5
1981	Dale Hatcher	44	1908	43.4
1982	Dale Hatcher	46	1871	40.7
1983	Dale Hatcher	47	2051	43.6
1984	Dale Hatcher	54	2361	43.7
1985	Andy Newell	57	2276	39.9
1986	Bill Spiers	59	2310	39.2
1987	Rusty Seyle	53	2011	37.9
1988	Chris Gardocki	45	1924	42.8
1989	Chris Gardocki	48	2062	43.0
1990	Chris Gardocki	58	2580	44.5
1991	Chuck Lynch	58	2146	37.0
1992	Nelson Welch	63	2525	40.1
1993	Nelson Welch	41	1579	38.5
1994	Nelson Welch	76	2980	39.2
1995	Chris McNally	50	2136	42.7

1996	Kevin Laird	69	2568	37.2
1997	Kevin Laird	67	2865	42.8
1998	Kevin Laird	75	3114	41.5
1999	Ryan Romano	65	2594	39.9
2000	Jamie Somaini	65	2552	39.3
2001	Wynn Kopp	48	1848	38.5
2002	Wynn Kopp	63	2340	37.1
2003	Cole Chason	58	2238	38.6
2004	Cole Chason	66	2656	40.2
2005	Cole Chason	50	1822	36.4
2006	Cole Chason	50	2064	41.3
2007	Jimmy Maners	55	2354	42.8
2008	Jimmy Maners	49	1985	40.5
2009	Dawson Zimmerman	55	2153	39.1
2010	Dawson Zimmerman	60	2563	42.7
2011	Dawson Zimmerman	65	2717	41.8
2012	Spencer Benton	48	1880	39.2
2013	Bradley Pinion	56	2205	39.4
2014	Bradley Pinion	75	3194	42.6
2015	Andy Teasdall	67	2647	39.5
2016	Andy Teasdall	61	2321	38.0
2017	Will Spiers	67	2723	40.6
2018	Will Spiers	64	2541	39.7
2019	Will Spiers	53	2240	42.3
2020	Will Spiers	45	1979	44.0
2021	Will Spiers	63	2612	41.5

Note: Leaders based on 3.6 punts per game or most punts that season if no one attempted 3.6 per game.

SNAP RECORDS

CAREER

ALL PLAYERS

Rk	Player	Pos.	Years	Snaps
1.	Mitch Hyatt	OT	2015-18	3754
2.*	Dalton Freeman	C	2009-12	3361
3.*	Landon Walker	OT	2008-11	3131
4.*	Kyle Young	C	1998-01	3097
5.*	Glenn Rountree	OG	1994-97	3048
6.	Tajh Boyd	QB	2010-13	2963
7.*	Charlie Whitehurst	QB	2002-05	2875
8.	Eric Harmon	OG	1987-90	2870
9.	Barry Richardson	OT	2004-07	2778
10.	Jim Bundren	OT	1994-97	2772
11.*	Brandon Thomas	OL	2010-13	2765
12.	Robert Carswell	FS	1997-00	2760
13.	DeAndre McDaniel	S	2007-10	2750
14.*	Rashard Hall	S	2009-12	2697
15.*	Michael Hamlin	S	2005-08	2683
16.	Jeb Flesch	OG	1988-91	2657
17.*	T.J. Watkins	OG/TE	1998-01	2655
18.	Nealson Greene	QB	1994-97	2607
19.	Deshawn Watson	QB	2014-16	2562
20.	Jay Guillermo	C	2013-16	2552
21.	Robert O'Neal	FS	1989-92	2547
22.	Tremayne Anchrum	OT	2016-19	2516
23.*	Thomas Austin	OL	2006-09	2501
24.	Stacy Seegars	OG	1990-93	2457
25.*	Christian Wilkins	DL	2015-18	2441
26.	Antoine McClain	OG	2008-11	2438
27.*	Tyrone Crowder	OG	2014-17	2432
28.	Jamaal Fudge	S	2002-05	2411
29.*	Kendall Joseph	LB	2015-18	2410
30.*	Chris Clemons	S	2005-08	2408
	Aaron Kelly	WR	2005-08	2408
	*Hunter Renfrow	WR	2015-18	2408
33.*	Chris Chancellor	CB	2006-09	2383
34.	Jordan Leggett	TE	2013-16	2372
35.	Cedric Johnson	OG	2001-04	2355
36.	Chad Carson	LB	1998-01	2353
37.	Dexter McCleon	CB/QB	1993-96	2349
38.	Jeff Bak	C	1985-88	2346
39.	Holland Postell	OT	1995-98	2337
40.	Rodney Williams	QB	1985-88	2335
41.	Raymond Priestler	TB	1994-97	2329
42.	Sean Pollard	OL	2016-19	2328
43.	Nathan Bennett	OG	2003-06	2308
44.	Will Young	OG	1992-95	2293
45.	Travis Zachery	TB	1998-01	2289
46.	Alex Ardley	CB	1998-01	2283
47.	Stephone Anthony	LB	2011-14	2264
48.*	Chris Hairston	OT	2007-10	2260
49.*	Xavier Brewer	DB	2009-12	2250
50.	Brian Dawkins	S	1992-95	2247

SEASON

BY CLASS

Class	Player	Pos.	Year	Snaps
Freshman	Mitch Hyatt	OT	2015	1049
Sophomore	Deshawn Watson	QB	2015	1121
Junior	Deshawn Watson	QB	2016	1115
Senior	* Eric Mac Lain	OG	2015	1096

OFFENSIVE TACKLE

Rk	Player	Cl.	Year	Snaps
1.	Mitch Hyatt	Fr.	2015	1049
2.	Landon Walker	Gr.	2011	1033
3.	Mitch Hyatt	So.	2016	994
4.	Brandon Thomas	Jr.	2012	987
5.	Joe Gore	Gr.	2015	976
6.	John McDermott	Jr.	1999	923
7.	Kalon Davis	Sr.	2014	903
8.	Barry Richardson	Sr.	2007	890
9.	Akil Smith	So.	1999	887
10.	Jordan McFadden	Jr.	2021	872

OFFENSIVE GUARD

Rk	Player	Cl.	Year	Snaps
1.	Eric Mac Lain	Gr.	2015	1096
2.	Taylor Hearn	So.	2016	1022
3.	Tyler Shatley	Jr.	2012	939
4.	Antoine McClain	Sr.	2011	921
5.	Gregory Walker	Jr.	2002	887
6.	Tyrone Crowder	Jr.	2016	869
7.	John Phillips	Jr.	1986	864
8.	John Simpson	Jr.	2018	858
9.	T.J. Watkins	Sr.	2001	855
10.	Cedric Johnson	Jr.	2003	850

CENTER

Rk	Player	Cl.	Year	Snaps
1.	Jay Guillermo	Jr.	2015	1092
2.	Jay Guillermo	Sr.	2016	1071
3.	Dalton Freeman	Jr.	2011	1044
4.	Dalton Freeman	Gr.	2012	959
5.	Justin Falcinelli	Jr.	2017	932
6.	Kyle Young	So.	1999	919
7.	Kyle Young	Gr.	2001	854
8.	Kyle Young	Jr.	2000	845
9.	Ryan Norton	So.	2013	841
10.	Tommy Sharpe	Jr.	2003	828

QUARTERBACK

Rk	Player	Cl.	Year	Snaps
1.	Deshawn Watson	So.	2015	1121
2.	Deshawn Watson	Jr.	2016	1115
3.	Tajh Boyd	So.	2011	997
4.	Tajh Boyd	Jr.	2012	959
5.	Charlie Whitehurst	So.	2003	943
6.	Cullen Harper	Jr.	2007	942
7.	Kelly Bryant	Jr.	2017	886
8.	Tajh Boyd	Sr.	2013	868
9.	DJ Uiagalelei	So.	2021	862
10.	Trevor Lawrence	So.	2019	842

TAILBACK

Rk	Player	Cl.	Year	Snaps
1.	Wayne Gallman	So.	2015	798
2.	Wayne Gallman	Jr.	2016	786
3.	Andre Ellington	Jr.	2011	754
4.	Raymond Priestler	Jr.	1996	729
5.	Travis Zachery	So.	1999	625
6.	Travis Zachery	Sr.	2001	612
7.	Andre Ellington	Sr.	2012	606
8.	Roderick McDowell	Gr.	2013	603
9.	Raymond Priestler	Sr.	1997	596
10.	Travis Zachery	Sr.	2000	595

FULLBACK

Rk	Player	Cl.	Year	Snaps
1.	Emory Smith	Jr.	1995	598
2.	Wesley McFadden	Sr.	1989	532
3.	Chris Lancaster	So.	1986	526
4.	Rudy Harris	Jr.	1991	513
5.	Emory Smith	Fr.	1993	495
6.	Tracy Johnson	Jr.	1987	476
7.	Emory Smith	Sr.	1996	443
8.	Wesley McFadden	Jr.	1988	389
9.	Rudy Harris	Sr.	1992	338
10.	Howard Hall	So.	1990	335

TIGHT END

Rk	Player	Cl.	Year	Snaps
1.	Jordan Leggett	Sr.	2016	954
2.	Jordan Leggett	Jr.	2015	892
3.	Dwayne Allen	Jr.	2011	890
4.	Dwayne Allen	So.	2010	765
5.	Brandon Ford	Gr.	2012	695
6.	Michael Palmer	Sr.	2009	669
7.	Stacy Fields	Sr.	1990	617
8.	Tyrone Gibson	So.	1991	607
9.	Milan Richard	Jr.	2017	600
10.	Stacy Fields	Jr.	1989	572

WIDE RECEIVER

Rk	Player	Cl.	Year	Snaps
1.	Rod Gardner	Jr.	1999	798
2.	Jackie Robinson	Gr.	2002	760
3.	Aaron Kelly	Jr.	2007	756
4.	DeAndre Hopkins	So.	2011	751
5.	Mike Williams	So.	2014	749
6.	Aaron Kelly	Sr.	2008	744
7.	DeAndre Hopkins	Jr.	2012	738
8.	Rod Gardner	Sr.	2000	732
9.	Brian Wofford	Sr.	1999	724
10.	Artavis Scott	So.	2015	722

DEFENSIVE END

Rk	Player	Cl.	Year	Snaps
1.	Kevin Dodd	Jr.	2015	784
2.	Malliciah Goodman	Jr.	2011	767
3.	Clelin Ferrell	Fr.	2016	759
4.	Andre Branch	Sr.	2011	755
5.	Shaq Lawson	Jr.	2015	722
6.	Clelin Ferrell	So.	2017	717
7.	Christian Wilkins	So.	2016	706
8.	Clelin Ferrell	Jr.	2018	691
9.	Da'Quan Bowers	Jr.	2010	683
10.	Bryant McNeal	Jr.	2001	679

DEFENSIVE TACKLE

Rk	Player	Cl.	Year	Snaps
1.	Carlos Watkins	Sr.	2016	758
2.	Rennie Moore	Sr.	2011	723
3.	Brandon Thompson	Sr.	2011	722
4.	Jovon Bush	Sr.	2001	679
5.	Christian Wilkins	Jr.	2017	668
6.	Dexter Lawrence	Fr.	2016	643
7.	DeJuan Polk	Gr.	2003	627
8.	Donnell Washington	Jr.	2003	625
9.	Christian Wilkins	Gr.	2018	621
10.	Lorenzo Bromell	Sr.	1997	618

LINEBACKER

Rk	Player	Cl.	Year	Snaps
1.	Kendall Joseph	So.	2016	930
2.	B.J. Goodson	Sr.	2015	911
3.	Ben Boulware	Sr.	2016	882
4.	Keith Adams	So.	1999	864
5.	Ben Boulware	Jr.	2015	850
6.	Chad Carson	So.	1999	818
	Isaiah Simmons	Jr.	2019	818
8.	Stephone Anthony	Jr.	2013	802
9.	Chad Carson	Sr.	2001	789
10.	Isaiah Simmons	So.	2018	780

CORNERBACK

Rk	Player	Cl.	Year	Snaps
1.	Coty Sensabaugh	Gr.	2011	993
2.	Cordrea Tankersley	Jr.	2015	887
3.	Cordrea Tankersley	Sr.	2016	858
4.	Alex Ardley	So.	1999	850
5.	Brian Mance	Sr.	2002	823
6.	Justin Miller	So.	2003	815
7.	A.J. Terrell	So.	2018	805
8.	Marcus Gilchrist	Sr.	2010	790
9.	A.J. Terrell	Jr.	2019	785
10.	Tye Hill	Jr.	2004	784

SAFETY

Rk	Player	Cl.	Year	Snaps
1.	Van Smith	So.	2016	929
2.	Jadar Johnson	Sr.	2016	913
3.	Marcus Gilchrist	Jr.	2009	902
4.	DeAndre McDaniel	Jr.	2009	893
5.	Charles Hafley	Gr.	2001	881
6.	Robert Carswell	Jr.	1999	870
7.	Jayron Kearse	Jr.	2015	856
8.	Jamaal Fudge	So.	2002	850
9.	Jonathan Meeks	Sr.	2012	835
10.	Michael Hamlin	Gr.	2008	828

* - played final season as a graduate; Note: All records from 1986-21; only snaps on offensive and defensive plays (does not include snaps on special teams plays).



INDIVIDUAL DEFENSIVE SEASON & CAREER BESTS

SEASON

TACKLES			
Rk Player, Pos.	Year	Tac.	
1. Keith Adams, LB	1999	186	
2. Anthony Simmons, LB	1996	178	
3. Jeff Davis, LB	1981	175	
4. Bubba Brown, LB	1978	170	
5. John Leake, LB	2002	169	
6. Rodney Thomas, LB	2002	167	
7. Jeff Davis, LB	1980	160	
B.J. Goodson, LB	2015	160	
9. Anthony Simmons, LB	1997	158	
10. Chad Carson, LB	2000	156	

TACKLES FOR LOSS

Rk Player, Pos.	Year	TFL
1. Keith Adams, LB	1999	35.0
2. William Perry, MG	1984	27.0
Rob Bodine, MG	1991	27.0
Leroy Hill, LB	2003	27.0
5. Da'Quan Bowers, DE	2010	26.0
6. Shaq Lawson, DE	2015	25.5
7. Anthony Simmons, LB	1997	25.0
8. Michael Dean Perry, DT	1987	24.0
9. Kevin Dodd, DE	2015	23.5
10. Vic Beasley, DE	2013	23.0

SACKS

Rk Player, Pos.	Year	Sacks
1. Keith Adams, LB	1999	16.0
2. Da'Quan Bowers, DE	2010	15.5
3. Vic Beasley, DE	2013	13.0
4. Gaines Adams, DE	2006	12.5
Shaq Lawson, DE	2015	12.5
6. Vic Beasley, DE	2014	12.0
Kevin Dodd, DE	2015	12.0
8. Clelin Ferrell, DE	2018	11.5
9. Adrian Dingle, DE	1998	10.5
Andre Branch, DE	2011	10.5
Carlos Watkins, DT	2016	10.5

PASS BREAKUPS

Rk Player, Pos.	Year	PBU
1. Tye Hill, CB	2004	21
2. Dextra Polite, CB	1999	17
3. Ty Davis, CB	1984	15
Delton Hall, CB	1985	15
Donnell Woolford, CB	1987	15
Donnell Woolford, CB	1988	15
Antwan Edwards, DB	1997	15
Garry Peters, CB	2014	15
9. Reggie Pleasant, CB	1984	14
Delton Hall, CB	1986	14
Jerome Henderson, CB	1989	14
Antwan Edwards, CB	1998	14

PASSES DEFENDED

Rk Player, Pos.	Year	Int.	PBU	PD
1. Dextra Polite, CB	1999	4	17	21
Tye Hill, CB	2004	0	21	21
3. Donnell Woolford, CB	1987	5	15	20
4. Antwan Edwards, CB	1997	4	15	19
5. Terry Kinard, FS	1982	6	12	18
Delton Hall, CB	1986	4	14	18
7. Ty Davis, CB	1984	2	15	17
James Lott, CB	1987	4	13	17
Robert O'Neal, FS	1989	8	9	17
Brian Mance, CB	2002	6	11	17
Justin Miller, CB	2002	8	9	17
Bashaud Breeland, DB	2013	4	13	17

TAKEAWAYS

Rk Player, Pos.	Year	Int.	RF	Tot.
1. Robert O'Neal, FS	1989	8	1	9
2. Brian Dawkins, FS	1995	6	2	8
Justin Miller, CB	2002	8	0	8
DeAndre McDaniel, S	2009	8	0	8
5. Fred Knoebel, DB	1952	7	NA	7
Bobby Johnson, DB	1971	4	3	7
Terry Kinard, FS	1982	6	1	7
Dexter Davis, CB	1990	6	1	7
Robert Carswell, FS	1999	6	1	7
Rashard Hall, S	2009	6	1	7

CAREER

TACKLES

Rk Player, Pos.	Years	Tac.
1. Bubba Brown, LB	1976-79	515
2. Anthony Simmons, LB	1995-97	486
3. Jeff Davis, LB	1978-81	469
4. Chad Carson, LB	1998-01	448
5. John Leake, LB	2000-03	443
6. Ed McDaniel, LB	1988-91	389
7. Nick Watkins, LB	2004-07	386
8. Randy Scott, LB	1975-78	382
9. Keith Adams, LB	1998-00	379
10. Robert Carswell, FS	1997-00	374

TACKLES FOR LOSS

Rk Player, Pos.	Years	TFL
1. Michael Dean Perry, DT	1984-87	61.0
2. William Perry, MG	1981-84	60.0
3. Keith Adams, LB	1998-00	54.0
4. Vic Beasley, DE	2011-14	52.5
5. Anthony Simmons, LB	1995-97	52.0
6. Clelin Ferrell, DE	2016-18	50.0
7. Rob Bodine, MG	1989-91	48.0
Leroy Hill, LB	2001-04	48.0
9. Shaq Lawson, DE	2013-15	46.5
10. Brenton Buckner, DT	1990-93	46.0

SACKS

Rk Player, Pos.	Years	Sacks
1. Vic Beasley, DE	2011-14	33.0
2. Michael Dean Perry, DT	1984-87	28.0
Gaines Adams, DE	2003-06	28.0
4. William Perry, MG	1981-84	27.0
Clelin Ferrell, DE	2016-18	27.0
6. Adrian Dingle, DE	1995-98	23.0
Keith Adams, LB	1998-00	23.0
8. Brenton Buckner, DT	1990-93	22.0
Bryant McNeal, DE	1999-02	22.0
10. Chester McGlockton, DT	1989-91	20.5

PASS BREAKUPS

Rk Player, Pos.	Years	PBU
1. Donnell Woolford, CB	1985-88	44
2. Robert O'Neal, FS	1989-92	37
3. Antwan Edwards, CB	1995-98	35
Tye Hill, CB	2002-05	35
5. Delton Hall, CB	1983-86	33
6. Dexter Davis, CB	1988-90	32
Chris Chancellor, CB	2006-09	32
8. Justin Miller, CB	2002-04	31
9. Terry Kinard, FS	1979-82	30
10. Dexter McCleon, CB	1993-96	28

PASSES DEFENDED

Rk Player, Pos.	Years	Int.	PBU	PD
1. Donnell Woolford, CB	1985-88	10	44	54
2. Robert O'Neal, FS	1989-92	12	37	49
3. Terry Kinard, FS	1979-82	17	30	47
4. Justin Miller, CB	2002-04	13	31	44
5. Antwan Edwards, DB	1995-98	8	35	43
6. Dexter Davis, CB	1988-90	10	32	42
7. Chris Chancellor, CB	2006-09	9	32	41
8. Tye Hill, CB	2002-05	5	35	40
9. Delton Hall, CB	1983-86	6	33	39
10. Alex Ardley, CB	1998-00	12	26	38

CAUSED FUMBLES

Rk Player, Pos.	Years	CF
1. Jeff Davis, LB	1978-81	10
Ed McDaniel, ILB	1988-91	10
3. Danny Triplett, LB	1979-82	8
William Perry, MG	1981-84	8
Chester McGlockton, DT	1989-91	8
Malliechia Goodman, DE	2009-12	8
7. Levon Kirkland, OLB	1988-91	7
Keith Adams, LB	1998-00	7
Vic Beasley, DE	2011-14	7

RECOVERED FUMBLES


Rk Player, Pos.	Years	RF
1. Jeff Davis, LB	1978-81	8
2. William Perry, MG	1981-84	7
Levon Kirkland, OLB	1988-91	7
4. Willie Smith, DE	1954-57	6
Ronnie Ducworth, DE	1966-68	6
Gene Beasley, SS	1985-88	6
Doug Brewster, LB	1987-90	6

TAKEAWAYS

Rk Player, Pos.	Years	Int.	RF	Tot.
1. Terry Kinard, FS	1979-82	17	2	19
2. Michael Hamlin, S	2005-08	14	4	18
3. Rashard Hall, S	2009-12	14	3	17
4. DeAndre McDaniel, S	2007-10	15	1	16
5. Fred Knoebel, DB	1950-52	15	NA	15
Brian Dawkins, SS	1992-95	11	4	15
7. Eddie Geathers, CB	1977-80	12	2	14
Robert O'Neal, FS	1989-92	12	2	14
Justin Miller, CB	2002-04	13	1	14
10. Dexter Davis, CB	1988-90	10	3	13
Crezdon Butler, CB	2006-09	11	2	13

TAKEAWAY RETURN YARDS

Rk Player	Years	IR	FR	Total
1. Antwan Edwards	1995-98	8-195	2-104	10-299
2. Rex Varn	1976-79	10-275		10-275
3. Michael Hamlin	2005-08	14-243		14-243
Crezdon Butler	2006-09	11-243		11-243
5. Jonathan Meeks	2009-12	7-192	1-3	8-195
6. DeAndre McDaniel	2007-10	15-162	1-28	16-190
7. Rashard Hall	2009-12	14-186	1-(-6)	15-180
8. K'Von Wallace	2016-19	5-180		5-180
9. Don Kelley	1969-71	6-178		6-178
10. Van Smith	2015-17	4-165		4-165



IN 1999, DEXTRA POLITE HAD 17 PASS BREAKUPS, SECOND MOST IN CLEMSON HISTORY.

YEARLY DEFENSIVE LEADERS

TACKLES

Year	Player, Pos.	Tackles
1976	Randy Scott, LB	130
1977	Randy Scott, LB	133
1978	Bubba Brown, LB	170
1979	Bubba Brown, LB	150
1980	Jeff Davis, LB	160
1981	Jeff Davis, LB	175
1982	Terry Kinard, FS	89
1983	Henry Walls, LB	93
1984	William Perry, MG	100
1985	Henry Walls, LB	153
1986	Norman Haynes, LB	74
1987	James Earle, OLB	79
1988	Ed McDaniel, LB	104
1989	Doug Brewster, LB	100
1990	Ed McDaniel, LB	109
1991	Ed McDaniel, LB	114
1992	Tim Jones, LB	89
1993	Tim Jones, LB	109
1994	Tim Jones, LB	118
1995	Anthony Simmons, LB	150
1996	Anthony Simmons, LB	178
1997	Anthony Simmons, LB	158
1998	Chris Jones, LB	128
1999	Keith Adams, LB	186
2000	Chad Carson, LB	156
2001	Chad Carson, LB	137
2002	John Leake, LB	169
2003	Leroy Hill, LB	145
2004	Leroy Hill, LB	106
2005	Anthony Waters, LB	109
2006	Nick Watkins, LB	116
2007	Nick Watkins, LB	118
2008	Kavell Conner, LB	125
2009	Kavell Conner, LB	111
2010	DeAndre McDaniel, S	84
2011	Rashard Hall, S	89
2012	Jonathan Willard, LB	95
2013	Stephone Anthony, LB	131
2014	Stephone Anthony, LB	90
2015	B.J. Goodson, LB	160
2016	Ben Boulware, LB	131
2017	Dorian O'Daniel, LB	104
2018	Isaiah Simmons, S	97
2019	Isaiah Simmons, LB	107
2020	Baylon Spector, LB	72
2021	James Skalski, LB	100

Note: From coaches film grade.

TACKLES FOR LOSS

Year	Player, Pos.	TFL
1976	Randy Scott, LB	12
1977	Randy Scott, LB	18
1978	Randy Scott, LB	11
1979	Jim Stuckey, DT	20
1980	Steve Durham, DT	8
1981	Jeff Bryant, DT	19
1982	Edgar Pickett, DE	10
1983	William Perry, MG	15
1984	William Perry, MG	27
1985	Steve Berlin, DT	9
1986	Michael Dean Perry, DT	15
1987	Michael Dean Perry, DT	24
1988	Mark Drag, MG	12
1989	Chester McGlockton, DT	10
	Wayne Simmons, OLB	10
1990	Rob Bodine, MG	14
1991	Rob Bodine, MG	27
1992	Brentson Buckner, DT	18
1993	Brentson Buckner, DT	14
1994	Darnell Stephens, OLB	13
	Wardell Rouse, OLB	13
1995	Anthony Simmons, LB	11
1996	Trevor Pryce, DT	20
1997	Anthony Simmons, LB	25
1998	Rahim Abdullah, OLB	15
	Adrian Dingle, DE	15
1999	Keith Adams, LB	35
2000	Keith Adams, LB	19
2001	Bryant McNeal, DE	12
2002	Bryant McNeal, DE	14
2003	Leroy Hill, LB	27
2004	Leroy Hill, LB	19
2005	Gaines Adams, DE	15
2006	Gaines Adams, DE	17.5
2007	Phillip Merling, DE	17
2008	Jarvis Jenkins, DT	10
	Ricky Sapp, DE	10

2009	Ricky Sapp, DE	15
2010	Da'Quan Bowers, DE	26
2011	Andre Branch, DE	17
2012	Jonathan Willard, LB	10.5
2013	Vic Beasley, DE	23
2014	Vic Beasley, DE	21.5
2015	Shaq Lawson, DE	25.5
2016	Kendall Joseph, LB	13.5
	Carlos Watkins, DT	13.5
2017	Clelin Ferrell, DE	18
2018	Clelin Ferrell, DE	19.5
2019	Isaiah Simmons, LB	16
2020	Myles Murphy, DE	12
2021	Myles Murphy, DE	14

SACKS

Year	Player, Pos.	Sacks-Yards
1977	Archie Reese, DT	8-NA
1978	Jonathan Brooks, DE	6-NA
1979	Jim Stuckey, DT	10-NA
1980	Steve Durham, DT	6-44
1981	Jeff Bryant, DT	8-61
1982	Jim Scott, DT	6-44
1983	William Perry, MG	6-40
1984	William Perry, MG	10-68
1985	Steve Berlin, DT	3-26
1986	Michael Dean Perry, DT	9-60
1987	Michael Dean Perry, DT	10-86
1988	Jesse Hatcher, OLB	7.5-58
1989	Chester McGlockton, DT	7-46
1990	Vance Hammond, DT	8.5-63
1991	Rob Bodine, MG	7.5-62
1992	Ashley Sheppard, OLB	8.5-67
1993	Brentson Buckner, DT	6.5-42
1994	Darnell Stephens, OLB	8-54
1995	Patrick Sapp, OLB	5.5-33
1996	Trevor Pryce, DT	7.5-79
1997	Anthony Simmons, LB	8-57
1998	Adrian Dingle, DE	10.5-64
1999	Keith Adams, LB	16-122
2000	Keith Adams, LB	7-74
	Nick Eason, DT	7-63
2001	Bryant McNeal, DE	8-51
2002	Bryant McNeal, DE	9-63

2003	Leroy Hill, LB	8-57
2004	Leroy Hill, LB	8-66
2005	Gaines Adams, DE	9.5-64
2006	Gaines Adams, DE	12.5-87
2007	Phillip Merling, DE	7-50
2008	many (4)	2
2009	Ricky Sapp, DE	5-33
2010	Da'Quan Bowers, DE	15.5-112
2011	Andre Branch, DE	10.5-75
2012	Vic Beasley, DE	8-55
2013	Vic Beasley, DE	13-98
2014	Vic Beasley, DE	12-95
2015	Shaq Lawson, DE	12.5-90
2016	Carlos Watkins, DT	10.5-58
2017	Clelin Ferrell, DE	9.5-57
2018	Clelin Ferrell, DE	11.5-59
2019	Isaiah Simmons, LB	8-52
2020	Baylon Spector, LB	4.5-27
2021	Myles Murphy, DE	7-37

PASS BREAKUPS

Year	Player, Pos.	PBU
1977	Mark Heniford, DE	7
1978	Steve Ryan, CB	5
1979	Eddie Geathers, CB	6
1980	Willie Underwood, SS	8
1981	Hollis Hall, CB	11
1982	Terry Kinard, FS	12
1983	Rod McSwain, CB	11
1984	Ty Davis, CB	15
1985	Delton Hall, CB	15
1986	Delton Hall, CB	14
1987	Donnell Woolford, CB	15
1988	Donnell Woolford, CB	15
1989	Jerome Henderson, CB	14
1990	Dexter Davis, CB	9
1991	Robert O'Neal, FS	11
1992	Robert O'Neal, FS	9
1993	Brian Dawkins, SS	10
1994	Dexter McCleone, CB	7
1995	Dexter McCleone, CB	13
1996	Andy Ford, CB	6
	Dexter McCleone, CB	6
1997	Antwan Edwards, DB	15


1998	Antwan Edwards, CB	14
1999	Dextra Polite, CB	17
2000	Darrel Crutchfield, CB	9
2001	Charles Hafley, SS	10
2002	Brian Mance, CB	11
2003	Justin Miller, CB	13
2004	Tye Hill, CB	21
2005	Gaines Adams, DE	9
2006	Chris Clemons, S	8
2007	Chris Chancellor, CB	9
2008	Michael Hamlin, S	10
2009	Crezdon Butler, CB	10
2010	Marcus Gilchrist, CB	10
2011	Coty Sensabaugh, CB	13
2012	Garry Peters, CB	8
2013	Bashaud Breeland, DB	13
2014	Garry Peters, CB	15
2015	Cordrea Tankersley, CB	11
2016	Cordrea Tankersley, CB	11
2017	Ryan Carter, CB	10
2018	many (3)	7
2019	many (3)	10
2020	Derion Kendrick, CB	6
2021	Andrew Mukuba, S	9

PASSES DEFENDED

Year	Player, Pos.	Int.	PBU	PD
1977	Steve Ryan, CB	6	4	10
1978	Steve Ryan, CB	4	5	9
1979	Eddie Geathers, CB	3	6	9
1980	Willie Underwood, SS	2	8	10
1981	Hollis Hall, CB	5	11	16
1982	Terry Kinard, FS	6	12	18
1983	Rod McSwain, CB	2	11	13
1984	Ty Davis, CB	2	15	17
1985	Delton Hall, CB	1	15	16
1986	Delton Hall, CB	4	14	18
1987	Donnell Woolford, CB	5	15	20
1988	Donnell Woolford, CB	1	15	16
1989	Robert O'Neal, FS	8	9	17
1990	Dexter Davis, CB	6	9	15
1991	Robert O'Neal, FS	2	11	13
1992	Robert O'Neal, FS	2	9	11
1993	Brian Dawkins, SS	6	9	15
1994	Dexter McCleone, CB	4	8	12
1995	Brian Dawkins, SS	6	9	15
	Dexter McCleone, CB	2	13	15
1996	many (3)	--	--	6
1997	Antwan Edwards, CB	4	15	19
1998	Antwan Edwards, CB	2	14	16
1999	Dextra Polite, CB	4	17	21
2000	Alex Ardley, CB	6	7	13
2001	Charles Hafley, SS	4	10	14
2002	Brian Mance, CB	6	11	17
	Justin Miller, CB	8	9	17
2003	Justin Miller, CB	2	13	15
2004	Tye Hill, CB	0	21	21
2005	Tye Hill, CB	3	7	10
2006	Chris Clemons, S	1	8	9
2007	Chris Chancellor, CB	4	9	13
2008	Michael Hamlin, S	6	10	16
2009	Crezdon Butler, CB	1	10	11
2010	Marcus Gilchrist, CB	1	10	11
2011	Coty Sensabaugh, CB	1	13	14
2012	Garry Peters, CB	1	8	9
2013	Bashaud Breeland, DB	4	13	17
2014	Garry Peters, CB	1	15	16
2015	Cordrea Tankersley, CB	5	11	16
2016	Cordrea Tankersley, CB	4	11	15
2017	Ryan Carter, CB	3	10	13
2018	A.J. Terrell, CB	3	7	10
2019	Isaiah Simmons, LB	3	10	13
2020	Derion Kendrick, CB	1	6	7
2021	Mario Goodrich, CB	2	9	11

RECOVERED FUMBLES

Year	Player, Pos.	RF
1954	Wingo Avery, LB	3
1955	Willie Smith, DE	2
1956	Willie Smith, DE	3
1957	Ray Masneri, DE	2
1958	Bill Thomas, DL	2
1959	Harold Olson, DT	3
1960	Bob Coleman, LB	3
1961	Wendell Black, DB	3
1962	many	1
1963	many (4)	2
1964	Joe Blackwell, DL	3
1965	many (3)	2



YEARLY DEFENSIVE LEADERS

1966	Wayne Page, DB	2	1995	Brian Dawkins, SS	2	1962	Rodney Rogers, DB	3	1	4	1991	Kenzil Jackson, ILB	2	1	3	
1967	George Burnett, DB	2	1996	Kelton Dunnican, FB	3	1963	Jimmy Bell, DB	3	0	3		Tyron Mouzon, SS	3	0	3	
1968	Ronnie Ducworth, DE	4	1997	Rahim Abdullah, OLB	2		Walter Cox, DL	1	2	3	1992	many (3)	--	--	3	
1969	Ivan Southerland, DE	3	1998	Adrian Dingle, DE	3	1964	Jimmy Bell, DB	5	0	5	1993	many (3)	--	--	4	
1970	B.B. Elvington, DT	4	1999	Keith Adams, LB	2		Richard Cooper, LB	3	2	5	1994	Andre Carter, FS	4	1	5	
1971	Larry Hefner, LB	3	2000	many (3)	2	1965	Kit Jackson, DB	4	2	6	1995	Brian Dawkins, SS	6	2	8	
	Bobby Johnson, DB	3	2001	Nick Eason, DT	2	1966	Phil Marion, DB	4	1	5	1996	Kelton Dunnican, FB	0	3	3	
1972	Jeff Stocks, DE	3	2002	Rodney Thomas, LB	2	1967	Jimmy Carter, LB	2	1	3	1997	Antwan Edwards, DB	4	0	4	
1973	G.G. Galloway, DT	3	2003	many (9)	1	1968	Bob Craig, LB	3	1	4	1998	Antwan Edwards, CB	2	2	4	
1974	Willie Anderson, MG	2	2004	Travis Pugh, FS	2		Ronnie Ducworth, DE	0	4	4	1999	Robert Carswell, FS	6	1	7	
1975	Dennis Smith, DB	3	2005	Dorell Scott, DT	2	1969	Bob Craig, DB	3	1	4	2000	Alex Ardley, CB	6	0	6	
1976	many (5)	2	2006	Gaines Adams, DE	3	1970	many (4)	--	--	4	2001	Charles Hafley, SS	4	1	5	
1977	Roy Eppes, DB	3		Duane Coleman, CB	3	1971	Bobby Johnson, DB	4	3	7	2002	Justin Miller, CB	8	0	8	
1978	Randy Scott, ILB	3	2007	Michael Hamlin, S	2	1972	Jeff Siepe, DB	3	1	4	2003	Jamaal Fudge, ROV	4	1	5	
1979	Jeff Davis, ILB	2		Nick Watkins, LB	2		Jeff Stocks, DE	1	3	4	2004	Justin Miller, CB	3	1	4	
1980	Jeff Davis, ILB	2	2008	Brandon Maye, LB	3	1973	Lynn Carson, DB	5	1	6	2005	Jamaal Fudge, S	3	1	4	
	Joe Glenn, DE	2	2009	many (9)	1	1974	Dennis Smith, DB	6	0	6		Tye Hill, CB	3	1	4	
1981	Jeff Davis, ILB	4	2010	many (5)	1	1975	Dennis Smith, DB	1	3	4	2006	many (4)	--	--	4	
1982	many (4)	2	2011	Rashard Hall, S	2	1976	Randy Scott, LB	2	2	4	2007	Michael Hamlin, S	4	2	6	
1983	William Devane, MG	4		Jonathan Meeks, S	2	1977	Steve Ryan, CB	6	0	6	2008	Michael Hamlin, S	6	0	6	
1984	William Perry, MG	3	2012	Corey Crawford, DE	2	1978	Steve Ryan, CB	4	2	6	2009	DeAndre McDaniel, S	8	0	8	
1985	A.J. Johnson, FS	3	2013	Spencer Shuey, LB	4	1979	Jeff Davis, ILB	3	2	5	2010	DeAndre McDaniel, S	4	0	4	
	Henry Walls, ILB	3	2014	B.J. Goodson, LB	3	1980	Eddie Geathers, CB	3	1	4	2011	Jonathan Meeks, S	3	2	5	
1986	many (8)	1	2015	B.J. Goodson, LB	2	1981	Hollis Hall, CB	5	1	6	2012	Rashard Hall, S	4	0	4	
1987	Tony Stephens, MG	2	2016	Dexter Lawrence, DT	2		Terry Kinard, FS	6	0	6	2013	many (3)	--	--	4	
1988	Gene Beasley, SS	3		Christian Wilkins, DE	2	1982	Terry Kinard, FS	6	1	7	2014	Robert Smith, S	2	2	4	
	Doug Brewster, ILB	3	2017	Dorian O'Daniel, LB	2	1983	Ty Davis, CB	4	0	4	2015	Cordrea Tankersley, CB	5	0	5	
1989	Levon Kirkland, OLB	3	2018	Christian Wilkins, DT	2		William Devane, MG	0	4	4	2016	Jadar Johnson, S	5	0	5	
	Vince Taylor, ILB	3	2019	many (11)	1	1984	Terence Mack, OLB	3	1	4	2017	Dorian O'Daniel, LB	2	2	4	
1990	many (3)	2	2020	many (9)	1	1985	Henry Walls, ILB	2	3	5	2018	A.J. Terrell, CB	3	0	3	
1991	Levon Kirkland, OLB	2	2021	many (8)	1	1986	Delton Hall, CB	5	0	5	2019	Tanner Muse, S	4	0	4	
	Wayne Simmons, OLB	2				1987	Donnell Woolford, CB	5	1	6		Isaiah Simmons, LB	3	1	4	
1992	many (8)	1				1988	Gene Beasley, SS	3	3	6	2020	many (3)	--	--	3	
1993	many (3)	2				1989	Robert O'Neal, FS	8	1	9	2021	Andrew Booth Jr., CB	3	0	3	
1994	LaMarick Simpson, DT	3					1990	Dexter Davis, CB	6	1	7					

TAKEAWAYS

Year	Player, Pos.	Int.	RF	Tot.
1961	Wendell Black, DB	0	3	3

FOURTH QUARTER WINS

Year	Opponent	Site	Score	Decisive Play	Time Left
1948	Wake Forest	A	21-14	Fred Cone 1 run	11:56
	Auburn	A	7-6	Ray Mathews 1 run	6:35
	South Carolina	A	13-7	Oscar Thompson recovers blocked punt	4:15
1949	Auburn	N	20-20		
1950	South Carolina	A	14-14	Fred Cone TD	
	Miami (Fla.)	A	15-14	Sterling Smith tackles Frank Smith for a safety	6:00
1954	Florida	A	14-7	Don King 1 run	14:54
1955	Virginia Tech	A	21-16	Charlie Bussey-Joel Wells 60 pass	4:06
	Wake Forest	A	19-13	Billy O'Dell 1 run	2:20
1956	NC State	A	13-7	Charlie Horne 10 run	5:26
	Florida	A	20-20	Bob Spooner 1 run	0:32
1957	Wake Forest	H	13-6	Harvey White-Doug Cline 22 pass	1:36
1958	Vanderbilt	A	12-7	Harvey White 3 run	0:03
	NC State	A	13-6	George Ustry 1 run	12:16
	Virginia	H	20-15	Lowndes Shingler 1 run	14:00
	North Carolina	H	26-21	Doug Cline 2 run	2:52
1959	Wake Forest	H	33-31	George Ustry 1 run	4:24
1960	Virginia Tech	H	13-7	Lowndes Shingler 4 run	4:08
1962	NC State	A	7-0	Pat Crain 1 run	4:43
	Maryland	A	17-14	Rodney Rogers 23 FG	1:31
	South Carolina	H	20-17	Rodney Rogers 24 FG	1:24
1963	North Carolina	A	11-7	Jim Parker 1 run	7:54
1965	Virginia	A	20-14	Thomas Ray-Wayne Bell 16 pass	2:06
1966	Duke	H	9-6	Jimmy Addison-Phil Rogers 25 pass	2:32
	Wake Forest	A	23-21	Wilson Childers, James Tompkins tackle for a safety	0:25
	Virginia	H	40-35	Addison 75 pass to Jacky Jackson	3:49
1967	Duke	A	13-7	Buddy Gore 9 run	
1968	NC State	A	24-19	Ray Yauger 7 run	0:53
1971	Wake Forest	H	10-9	Eddie Seigler 29 FG	0:37
1973	Virginia	H	32-27	Ken Pengitore-Jim Lanzendoen 28 pass	6:44
1974	Georgia Tech	H	21-17	Mike O'Cain-Bennie Cunningham 3 pass	8:26
	Georgia	H	28-24	Mike O'Cain 1 run	8:44
1975	Wake Forest	H	16-14	Willie Jordan 34 FG	0:05
1976	The Citadel	H	10-7	Ciro Piccirillo 23 FG	0:54
	Florida State	A	15-12	Steve Fuller 1 run	6:36
1977	NC State	H	7-3	Steve Fuller-Jerry Butler 19 pass	12:46
	South Carolina	A	31-27	Steve Fuller-Jerry Butler 20 pass	0:49
1978	North Carolina	H	13-9	Lester Brown 1 run	9:48
1980	Virginia	A	27-24	Obed Ariri 52 FG	0:06
1982	Boston College	H	17-17	Donald Igwebuike 43 FG	5:40
1983	Wake Forest	H	24-17	Stacey Driver 2 run	4:13
1985	Virginia Tech	A	20-17	David Treadwell 36 FG	0:00
	Virginia	H	27-24	Kenny Flowers 12 run	13:45
1986	Georgia	A	31-28	David Treadwell 46 FG	0:00
	Maryland	A	17-17	David Treadwell 21 FG	0:10
	South Carolina	H	21-21	David Treadwell 31 FG	2:50
1987	Georgia	H	21-20	David Treadwell 21 FG	0:02
	Duke	H	17-10	Tracy Johnson 4 run	6:46
	North Carolina	A	13-10	David Treadwell 30 FG	0:32
1988	Virginia	A	10-7	Rodney Williams-Chip Davis 14 pass	1:52
	Oklahoma	N	13-6	Terry Allen 4 run	10:28
1990	Maryland	A	18-17	DeChane Cameron-Rudy Harris 11 pass	7:59
	NC State	A	24-17	Howard Hall 1 run	3:12
1991	Georgia Tech	H	9-7	Ronald Williams 2 run	2:06
	Virginia	H	20-20	Nelson Welch 40 FG	0:46
1992	Virginia	A	29-28	Nelson Welch 32 FG	0:55
1993	South Carolina	A	16-13	Nelson Welch 31 FG	11:53
	Kentucky	N	14-13	Patrick Sapp-Terry Smith 21 pass	0:20
1996	Georgia Tech	H	28-25	Neal Greene 1 run	4:10
1997	NC State	A	19-17	Matt Padgett 20 FG	0:19
	Duke	H	29-20	Rahim Abdullah 63 interception return	OT
2000	South Carolina	H	16-14	Aaron Hunt 25 FG	0:03
2001	Georgia Tech	A	47-44	Woodrow Dantzier 6 run	OT
2002	Duke	A	34-31	Aaron Hunt 21 FG	0:08
	South Carolina	H	27-20	Bernard Rambert 2 run	9:38
2003	Virginia	H	30-27	Charlie Whitehurst-Kevin Youngblood 4 pass	OT
2004	Wake Forest	H	37-30	Charlie Whitehurst-Kyle Browning 11 pass	OT
	Maryland	H	10-7	Reggie Merriweather 2 run	0:23
	Miami (Fla.)	A	24-17	Reggie Merriweather 2 run	OT
2005	Texas A&M	H	25-24	Jad Dean 42 FG	0:02
	Maryland	A	28-24	Reggie Merriweather 38 run	2:58
	South Carolina	A	13-9	James Davis 2 run	5:58
2006	Florida State	A	27-20	James Davis 1 run	0:08
2007	South Carolina	A	23-21	Mark Buchholz 35 FG	0:00
2008	Boston College	A	27-21	Cullen Harper-Aaron Kelly 4 pass	7:10
2009	Miami (Fla.)	A	40-37	Kyle Parker-Jacoby Ford 26 pass	OT
2010	NC State	H	14-13	Jamie Harper 4 run	6:18
2011	Wake Forest	H	31-28	Chandler Catanzaro 43 FG	0:00
2012	LSU	N	25-24	Chandler Catanzaro 37 FG	0:00
2013	Ohio State	N	40-35	Tajh Boyd-Stanton Seckinger 5 pass	6:16
2014	Boston College	A	17-13	C.J. Davidson 32 run	9:35
2016	Louisville	H	42-36	Deshaun Watson-Jordan Leggett 31 pass	3:14
	NC State	H	24-17	Deshaun Watson-Artavis Scott 10 pass	OT
	Florida State	A	37-34	Deshaun Watson-Jordan Leggett 34 pass	2:06
	Alabama	N	35-31	Deshaun Watson-Hunter Renfrow 2 pass	0:01
2018	Syracuse	H	27-23	Travis Etienne 2 run	0:41
2019	Ohio State	N	29-23	Trevor Lawrence-Travis Etienne 34 pass	1:49
2020	Boston College	H	34-28	Travis Etienne 17 run	11:34
2021	Louisville	A	30-24	DJ Uiagalelei 8 run	4:12

Note: Above is a list of games since 1948 in which Clemson scored the last points of the game in the fourth quarter or overtime to erase a deficit or tie, and win or tie a game; games must have been decided by seven points or less, or in overtime; home wins in bold.

STREAK RECORDS

CONSECUTIVE GAMES (69)

by **Will Spiers**, 2017-21; **Will Swinney**, 2017-21
Notes: Spiers and Swinney played all 69 games from 2017-21 and helped Clemson to a 61-8 record.

CONSECUTIVE STARTS (69)

by **Will Spiers**, 2017-21
Notes: Spiers started each of his 69 games at punter.

CONSECUTIVE STARTS BY A NON-SPECIALIST (49)

by **Dalton Freeman**, 2009-12
Notes: Freeman started each of his last 49 games at center, including every game of the 2010, 2011 and 2012 seasons.

CONSECUTIVE STARTS BY A QUARTERBACK (40)

by **Tajh Boyd**, 2011-13
Notes: He started each of the last 40 games of his career at quarterback during the 2011-13 seasons and had a 32-8 record.

CONSECUTIVE 100-YARD RUSHING GAMES (6)

by **Travis Etienne**, 2019
Notes: Etienne's streak started against Florida State on Oct. 12 and ended when he totaled 51 rushing yards at South Carolina on Nov. 30.

CONSECUTIVE 100-YARD RECEIVING GAMES (3)

by **Charlie Waters**, 1969; **Tony Horne**, 1997; **Rod Gardner**, 2000; **DeAndre Hopkins**, 2012; **Sammy Watkins**, 2013 (2); **Cornell Powell**, 2020
Notes: Waters' streak covered first three games of his senior year. Horne's streak covered the first three games of his senior year. Hopkins' streak covered the last game of 2011 and the first two games of 2012. Watkins had two three-game streaks in his junior year. Powell's streak covered games 7-9 of his senior year.

CONSECUTIVE 300-YARD PASSING GAMES (3)

by **Tajh Boyd**, 2013
Notes: Boyd had two three-game streaks in his senior year.

CONSECUTIVE 200-YARD PASSING GAMES (11)

by **Tajh Boyd**, 2011
Notes: Boyd passed for at least 200 yards in each of the first 11 games of his sophomore year.

CONSECUTIVE GAMES SCORING (53)

by **Chandler Catanzaro**, 2010-13
Notes: Catanzaro scored a point in all 53 games of his career.

CONSECUTIVE GAMES SCORING TOUCHDOWN (14)

by **C.J. Spiller**, 2009
Notes: Spiller was the only player in the nation to score at least one touchdown in every game in 2009.

CONSECUTIVE PLAYS RUSHING BALL (12)

by **Raymond Priestler**, 1997
Notes: Priestler ran 12 straight plays at Maryland in 1997, and he ended the game with 204 yards rushing in a record-tying 36 carries.

CONSECUTIVE GAMES WITH RECEIVING TOUCHDOWN (10)

by **DeAndre Hopkins**, 2012
Notes: The previous record was five games in a row, therefore Hopkins doubled the previous mark. He had at least one receiving touchdown in 12 of the 13 games in 2012.

CONSECUTIVE GAMES WITH PASSING TOUCHDOWN (31)

by **Deshaun Watson**, 2014-16
Notes: The streak dated from the South Carolina game in 2014 through the 2016 National Championship Game versus Alabama.

CONSECUTIVE COMPLETIONS (19)

by **Deshaun Watson**, 2016
Notes: Watson completed his last nine passes against South Carolina and first 10 versus Virginia Tech.

CONSECUTIVE GAMES WITH COMPLETION (46)

by **Rodney Williams**, 1985-88

CONSECUTIVE PASSES WITHOUT INTERCEPTION (366)

by **Trevor Lawrence**, 2019-20
Notes: The streak started in the first half at Louisville on Oct. 19, 2019. Lawrence did not throw an interception in the last eight games (239 pass attempts) of the 2019 season, then did not throw an interception in his first 127 pass attempts over five games in 2020.

CONSECUTIVE PASSES WITHOUT INTERCEPTION TO START CAREER (165)

by **Cullen Harper**, 2007

CONSECUTIVE GAMES WITH 200 TOTAL OFFENSE YARDS (13)

by **Deshaun Watson**, 2016
Notes: Watson's streak covered the final 11 games of 2015, and ended with the South Carolina State game in 2016.

CONSECUTIVE GAMES WITH RECEPTION (43)

by **Hunter Renfrow**, 2015-18
Notes: Renfrow's streak covered the final 43 games of his career, including the last three games of his freshman season in 2015 and 11 of the team's 15 games he played in 2016.

CONSECUTIVE EXTRA POINTS MADE (122)

by **B.T. Potter**, 2018-20
Notes: Potter made his first 122 extra-point attempts until his first miss against Boston College on Oct. 31, 2020.

CONSECUTIVE FIELD GOALS MADE (20)

by **Chandler Catanzaro**, 2011,12
Notes: Catanzaro's streak began with a game-winning 43-yard field goal against Wake Forest in 2011. He made his last eight field-goal attempts in 2011 and his first 12 field-goal attempts in 2012. The streak ended with a 48-yard attempt that missed wide-left by inches at Wake Forest. It was his only field-goal miss in 2012.

CONSECUTIVE GAMES MAKING FIELD GOAL (18)

by **Greg Huegel**, 2015-16

CONSECUTIVE GAMES WITH 40-YARD PUNTING AVERAGE (12)

by **Dale Hatcher**, 1983,84
Notes: Hatcher had a streak of 12 games broken with a 39.6-yard average in his last game in 1984.

CONSECUTIVE GAMES WITH SACK (9)

by **Da'Quan Bowers**, 2010
Notes: Bowers was involved in a sack in nine straight games, starting at Auburn (September 18) through Wake Forest (November 20). He had a half sack at Boston College that kept the streak alive.

CONSECUTIVE GAMES WITH INTERCEPTION (4)

by **Bobby Gage**, 1948; **Terry Kinard**, 1980,81; **Dexter Davis**, 1990; **Rashard Hall**, 2009

CONSECUTIVE DOUBLE-FIGURE TACKLE GAMES (19)

by **Jeff Davis**, 1980,81

TEMPERATURE & DURATION RECORDS

HOTTEST KICKOFF TEMPERATURE

Date	Opponent	W-L	Score	Temp.
9-18-2004	at Texas A&M	L	6-27	95
9-3-2011	Troy	W	43-19	95
9-7-2019	Texas A&M	W	24-10	94
9-20-1997	Florida State	L	28-35	93
9-18-2010	at Auburn	L	24-27	93
9-4-1999	Marshall	L	10-13	92
9-17-2005	Miami (Fla.)	L	30-36	92
9-6-2008	The Citadel	W	45-17	91
9-13-2008	NC State	W	27-9	91
9-28-2019	at North Carolina	W	21-20	91
9-6-2014	South Carolina State	W	73-7	90
9-10-2016	Troy	W	30-24	90
9-22-2018	at Georgia Tech	W	49-21	90

Note: Home games in bold.

COLDEST KICKOFF TEMPERATURE

Date	Opponent	W-L	Score	Temp.
10-28-1961	at Auburn	L	14-24	24
12-31-2001	Louisiana Tech	W	49-24	32
11-10-2018	at Boston College	W	27-7	34
11-22-2008	at Virginia	W	13-3	35
12-5-2020	at Virginia Tech	W	45-10	37
11-9-1991	at North Carolina	W	21-6	38
11-25-1972	South Carolina	W	7-6	39
12-27-2009	Kentucky	W	21-13	39
11-14-1992	at Maryland	L	23-53	41
11-16-1996	NC State	W	40-17	41

Note: Home games in bold.

LONGEST GAMES

Date	Opponent	W-L	Score	Time
9-17-2005	Miami (Fla.)	L^(30T)	30-36	4:10
11-7-2020	at Notre Dame	L ^(20T)	40-47	4:09
1-9-2017	Alabama	W	35-31	4:08
1-2-2004	Tennessee	W	27-14	4:05
9-9-2006	at Boston College	L ^(20T)	33-34	4:00
9-4-2004	Wake Forest	W^(20T)	37-30	3:58
10-29-2016	at Florida State	W	37-34	3:56
1-13-2020	LSU	L	25-42	3:56
10-1-2001	at NC State	W	45-37	3:55
10-2-2010	Miami (Fla.)	L	21-30	3:54

Note: Home games in bold.

SHORTEST GAMES

Date	Opponent	W-L	Score	Time
9-17-1977	at Georgia	W	7-6	2:05
10-9-1971	Duke	W	3-0	2:10
10-7-1972	at Georgia Tech	L	9-31	2:10
10-14-1972	Duke	L	0-7	2:10
10-13-1973	Virginia	W	32-26	2:10
9-28-1996	Wake Forest	W	21-10	2:16
10-13-1979	at Virginia Tech	W	21-0	2:17
10-27-1990	at Wake Forest	W	24-6	2:18
9-22-1979	Georgia	W	12-7	2:22
10-8-1988	at Virginia	W	10-7	2:23
9-6-1997	App State	W	23-12	2:23

Note: Home games in bold.

CONSECUTIVE GAMES WITH TACKLE (53)

by **DeAndre McDaniel**, 2007-10
Notes: McDaniel had a tackle in all 53 of his career games. He also had at least two tackles in each of his last 38 games.

CONSECUTIVE GAMES WITH TACKLE FOR LOSS (20)

by **Keith Adams**, 1999,00
Notes: Adams had at least one tackle for loss in every game in 1999 and the first eight games of 2000. Georgia Tech ended his streak in 2000.

TIGER STREAKS

WINNING STREAKS

Overall:	29	Began with a 48-7 win over Furman on Sept. 1, 2018 and ended with a 42-25 loss to LSU in the National Championship Game on Jan. 13, 2020.
Home:	34	Began with a 56-7 win over South Carolina on Nov. 26, 2017 and is active.
Away:	14	Began with a 38-31 win at NC State on Nov. 4, 2017 and ended with a 47-40 double-overtime loss at Notre Dame on Nov. 7, 2020.
vs. ACC:	28	Began with a 24-10 win over Georgia Tech on Oct. 28, 2017 and ended with a 47-40 double-overtime loss at Notre Dame on Nov. 7, 2020 (includes ACC Championship Games).

UNBEATEN STREAKS

Overall:	29	Began with a 48-7 win over Furman on Sept. 1, 2018 and ended with a 42-25 loss to LSU in the National Championship Game on Jan. 13, 2020.
Home:	34	Began with a 56-7 win over South Carolina on Nov. 26, 2017 and is active.
Away:	14	Began with a 38-31 win at NC State on Nov. 4, 2017 and ended with a 47-40 double-overtime loss at Notre Dame on Nov. 7, 2020.
vs. ACC:	28	Began with a 24-10 win over Georgia Tech on Oct. 28, 2017 and ended with a 47-40 double-overtime loss at Notre Dame on Nov. 7, 2020 (includes ACC Championship Games).



CAREER LEADERS

RUSHING

RUSHING YARDS

Rk	Player	Years	Car.	Y/C	TD	Yards
1.	Travis Etienne	2017-20	686	7.22	70	4952
2.	Raymond Priestler	1994-97	805	4.93	21	3966
3.	James Davis	2005-08	753	5.15	47	3881
4.	C.J. Spiller	2006-09	606	5.85	32	3547
5.	Andre Ellington	2009-12	621	5.53	33	3436
6.	Wayne Gallman	2014-16	676	5.07	34	3429
7.	Travis Zachery	1998-01	691	4.43	41	3058
8.	Kenny Flowers	1983-86	590	4.94	26	2914
9.	Terry Allen	1987-89	523	5.31	28	2778
10.	Woodrow Dantzler	1998-01	591	4.67	27	2761
11.	Buddy Gore	1966-68	600	4.29	15	2571
12.	Ray Yauger	1968-70	555	4.39	16	2439
13.	Chuck McSwain	1979-82	483	4.80	23	2320
14.	Stacey Driver	1982-85	476	4.82	15	2293
15.	Ken Callicutt	1973-77	492	4.59	11	2256

CARRIES

Rk	Player	Years	Yards	Y/C	Car.
1.	Raymond Priestler	1994-97	3966	4.93	805
2.	James Davis	2005-08	3881	5.15	753
3.	Travis Zachery	1998-01	3058	4.43	691
4.	Travis Etienne	2017-20	4952	7.22	686
5.	Wayne Gallman	2014-16	3429	5.07	676
6.	Andre Ellington	2009-12	3436	5.53	621
7.	C.J. Spiller	2006-09	3547	5.85	606
8.	Buddy Gore	1966-68	2571	4.29	600
9.	Woodrow Dantzler	1998-01	2761	4.67	591
10.	Kenny Flowers	1983-86	2914	4.94	590
11.	Ray Yauger	1968-70	2439	4.39	555
12.	Steve Fuller	1975-78	1737	3.20	535
13.	Terry Allen	1987-89	2778	5.31	523
14.	Rodney Blunt	1989-93	2173	4.28	508
15.	Lester Brown	1976-79	2228	4.45	505
	Tajh Boyd	2010-13	1165	2.31	505

YARDS PER CARRY

Rk	Player	Years	Car.	Yards	Y/C
1.	Travis Etienne	2017-20	686	4952	7.22
2.	Lyn-J Dixon	2018-21	218	1420	6.51
3.	Tavien Feaster	2016-18	222	1330	5.99
4.	Jackie Calvert	1948-50	194	1149	5.92
5.	C.J. Spiller	2006-09	606	3547	5.85
6.	Terrence Flagler	1983-86	379	2162	5.70
7.	Ray Mathews	1947-50	331	1886	5.70
8.	Ronald Williams	1990-92	326	1824	5.60
9.	Andre Ellington	2009-12	621	3436	5.53
10.	Doug Cline	1957-59	209	1117	5.34
11.	Roderick McDowell	2010-13	318	1699	5.34
12.	Buck George	1951-54	240	1280	5.33
13.	Terry Allen	1987-89	523	2778	5.31
14.	Hal Davis	1962-64	194	1024	5.28
15.	Adam Choice	2014,16-18	239	1250	5.23

Note: Minimum 1,000 yards.

RUSHING TOUCHDOWNS

Rk	Player	Years	Car.	Yards	TD
1.	Travis Etienne	2017-20	686	4952	70
2.	James Davis	2005-08	753	3881	47
3.	Travis Zachery	1998-01	691	3058	41
4.	Wayne Gallman	2014-16	676	3429	34
5.	Andre Ellington	2009-12	621	3436	33
6.	C.J. Spiller	2006-09	606	3547	32
7.	Lester Brown	1976-79	505	2228	31

8.	Fred Cone	1948-50	466	2172	29
9.	Terry Allen	1987-89	523	2778	28
10.	Cliff Austin	1978-82	423	2139	27
	Woodrow Dantzler	1998-01	591	2761	27

PASSING

PASSING YARDS

Rk	Player	Years	Att.	Co.	Pct.	Yards
1.	Tajh Boyd	2010-13	1402	901	64.3	11,904
2.	Deshawn Watson	2014-16	1207	814	67.4	10,163
3.	Trevor Lawrence	2018-20	1138	758	66.6	10,098
4.	Charlie Whitehurst	2002-05	1368	817	59.7	9665
5.	Woodrow Dantzler	1998-01	796	460	57.8	6037
6.	Cullen Harper	2005-08	815	518	63.6	5762
7.	Nealon Greene	1994-97	805	458	56.9	5719
8.	Kyle Parker	2009,10	710	401	56.5	4739
9.	Rodney Williams	1985-88	717	333	46.4	4647
10.	Steve Fuller	1975-78	554	287	51.8	4359
11.	Tommy Kendrick	1969-71	644	303	47.0	3893
12.	Homer Jordan	1979-82	479	250	52.2	3643
13.	Brandon Streeter	1996-99	519	294	56.6	3504
14.	Mike Eppley	1980-84	449	252	56.1	3354
15.	Kelly Bryant	2015-18	470	311	66.2	3338

PASSING ATTEMPTS

Rk	Player	Years	Co.	Yards	Att.
1.	Tajh Boyd	2010-13	901	11,904	1402
2.	Charlie Whitehurst	2002-05	817	9665	1368
3.	Deshawn Watson	2014-16	814	10,163	1207
4.	Trevor Lawrence	2018-20	758	10,098	1138
5.	Cullen Harper	2005-08	518	5762	815
6.	Nealon Greene	1994-97	458	5719	805
7.	Woodrow Dantzler	1998-01	460	6037	796
8.	Rodney Williams	1985-88	333	4647	717
9.	Kyle Parker	2009,10	401	4739	710
10.	Tommy Kendrick	1969-71	303	3893	644
11.	Steve Fuller	1975-78	287	4359	554
12.	Brandon Streeter	1996-99	294	3504	519
13.	DJ Uiagalelei	2020,21	286	3160	491
14.	Homer Jordan	1979-82	250	3643	479
15.	DeChane Cameron	1988-91	257	3300	470
	Kelly Bryant	2015-18	311	3338	470

COMPLETIONS

Rk	Player	Years	Att.	Yards	Co.
1.	Tajh Boyd	2010-13	1402	11,904	901
2.	Charlie Whitehurst	2002-05	1368	9665	817
3.	Deshawn Watson	2014-16	1207	10,163	814
4.	Trevor Lawrence	2018-20	1138	10,098	758
5.	Cullen Harper	2005-08	815	5762	518
6.	Woodrow Dantzler	1998-01	796	6037	460
7.	Nealon Greene	1994-97	805	5719	458
8.	Kyle Parker	2009,10	710	4739	401
9.	Rodney Williams	1985-88	717	4647	333
10.	Kelly Bryant	2015-18	470	3338	311
11.	Tommy Kendrick	1969-71	644	3893	303
12.	Brandon Streeter	1996-99	519	3504	294
13.	Steve Fuller	1975-78	554	4359	287
14.	DJ Uiagalelei	2020,21	491	3160	286
15.	Cole Stoudt	2011-14	421	2634	277

COMPLETION PERCENTAGE

Rk	Player	Years	Co.-Att.	Pct.
1.	Deshawn Watson	2014-16	814-1207	67.4
2.	Trevor Lawrence	2018-20	758-1138	66.6

3.	Kelly Bryant	2015-18	311-470	66.2
4.	Cole Stoudt	2011-14	277-421	65.8
5.	Tajh Boyd	2010-13	901-1402	64.3
6.	Cullen Harper	2005-08	518-815	63.6
7.	Charlie Whitehurst	2002-05	817-1368	59.7
8.	Will Proctor	2003-06	201-338	59.5
9.	DJ Uiagalelei	2020,21	286-491	58.2
10.	Woodrow Dantzler	1998-01	460-796	57.8
11.	Nealon Greene	1994-97	458-805	56.9
12.	Chris Morocco	1986-89	89-157	56.7
13.	Brandon Streeter	1996-99	294-519	56.6
14.	Kyle Parker	2009,10	401-710	56.5
15.	Mike Eppley	1980-84	252-449	56.1

Note: Minimum 150 passing attempts.

PASSING YARDS PER ATTEMPT

Rk	Player	Years	Att.	Yards	Y/Att.
1.	Trevor Lawrence	2018-20	1138	10,098	8.87
2.	Bobby Gage	1945-48	278	2448	8.81
3.	Jackie Calvert	1948-50	101	885	8.76
4.	Tajh Boyd	2010-13	1402	11,904	8.49
5.	Deshawn Watson	2014-16	1207	10,163	8.42
6.	Chris Morocco	1986-89	157	1238	7.89
7.	Steve Fuller	1975-78	554	4359	7.87
8.	Will Proctor	2003-06	338	2634	7.79
9.	Homer Jordan	1979-82	479	3643	7.61
10.	Mark Fellers	1972-74	124	943	7.60
11.	Woodrow Dantzler	1998-01	796	6037	7.58
12.	Chase Brice	2018,19	136	1023	7.52
13.	Mike Eppley	1980-84	449	3354	7.47
14.	Harvey White	1957-59	289	2103	7.28
15.	Nealon Greene	1994-97	805	5719	7.10

Note: Minimum 100 passing attempts.

PASSING TOUCHDOWNS

Rk	Player	Years	Att.	Int.	TD
1.	Tajh Boyd	2010-13	1402	39	107
2.	Deshawn Watson	2014-16	1207	32	90
	Trevor Lawrence	2018-20	1138	17	90
4.	Charlie Whitehurst	2002-05	1368	46	49
5.	Cullen Harper	2005-08	815	20	42
6.	Woodrow Dantzler	1998-01	796	24	41
7.	Nealon Greene	1994-97	805	26	35
8.	Kyle Parker	2009,10	710	23	32
9.	Mike Eppley	1980-84	449	26	28
10.	Bobby Gage	1945-48	278	27	24
	Tommy Kendrick	1969-71	644	42	24
12.	Steve Fuller	1975-78	554	21	22
13.	Will Proctor	2003-06	338	11	19
14.	Harvey White	1957-59	289	12	18
15.	Brandon Streeter	1996-99	519	26	17
	Cole Stoudt	2011-14	421	11	17

INTERCEPTION AVOIDANCE

Rk	Player	Years	Int.-Att.	Pct.
1.	Trevor Lawrence	2018-20	17-1138	1.49
2.	DJ Uiagalelei	2020,21	10-491	2.04
3.	Kelly Bryant	2015-18	10-470	2.13
4.	Cullen Harper	2005-08	20-815	2.45
5.	Chris Morocco	1986-89	4-157	2.55
6.	Cole Stoudt	2011-14	11-421	2.61
7.	Deshawn Watson	2014-16	32-1207	2.65
8.	Patrick Sapp	1992-95	10-365	2.74
9.	Tajh Boyd	2010-13	39-1402	2.78
10.	Chase Brice	2018,19	4-136	2.94
11.	Woodrow Dantzler	1998-01	24-796	3.02
12.	DeChane Cameron	1988-91	15-470	3.19

PASSING EFFICIENCY

Rk	Player	Years	Att.	Co.	Pct.	Int.	Int. Pct.	Yards	Yards/Att.	TD	TD Pct.	Eff.
1.	Trevor Lawrence	2018-20	1138	758	66.6	17	1.49	10,098	8.87	90	7.91	164.3
2.	Deshawn Watson	2014-16	1207	814	67.4	32	2.65	10,163	8.42	90	7.46	157.5
3.	Tajh Boyd	2010-13	1402	901	64.3	39	2.78	11,904	8.49	107	7.63	155.2
4.	Chase Brice	2018,19	136	82	60.3	4	2.94	1023	7.52	9	6.62	139.4
5.	Will Proctor	2003-06	338	201	59.5	11	3.25	2634	7.79	19	5.62	137.0
6.	Cullen Harper	2005-08	815	518	63.6	20	2.45	5762	7.07	42	5.15	135.0
7.	Kelly Bryant	2015-18	470	311	66.2	10	2.13	3338	7.10	16	3.40	132.8
8.	Woodrow Dantzler	1998-01	796	460	57.8	24	3.02	6037	7.58	41		

CAREER LEADERS

13. Nealon Greene	1994-97	26-805	3.22
14. Kyle Parker	2009,10	23-710	3.24
15. Will Proctor	2003-06	11-338	3.25

Note: Minimum 100 passing attempts.

RECEIVING

RECEPTIONS

Rk Player, Pos.	Years	Yards	Avg.	TD	Rec.
1. Artavis Scott, WR	2014-16	2480	10.1	19	245
2. Sammy Watkins, WR	2011-13	3391	14.1	27	240
3. Aaron Kelly, WR	2005-08	2733	11.8	20	232
4. DeAndre Hopkins, WR	2010-12	3020	14.7	27	206
5. Hunter Renfrow, WR	2015-18	2133	11.5	15	186
6. Amari Rodgers, WR	2017-20	2144	11.8	15	181
7. Mike Williams, WR	2013-16	2727	15.4	21	177
8. Derrick Hamilton, WR	2001-03	2312	13.8	16	167
9. Rod Gardner, WR	1997-00	2498	15.0	13	166
10. Terry Smith, WR	1990-93	2681	16.5	15	162
11. Justyn Ross, WR	2018,19,21	2379	15.1	20	158
12. Perry Tuttle, WR	1978-81	2534	16.9	17	150
13. Kevin Ford, WR	2006-09	1986	13.9	16	143
14. Jeyvon Youngblood, WR	2000-03	1713	12.1	6	142
15. Chansi Stuckey, WR	2003-06	1760	12.5	7	141

RECEIVING YARDS

Rk Player, Pos.	Years	Rec.	Yards
1. Sammy Watkins, WR	2011-13	240	3391
2. DeAndre Hopkins, WR	2010-12	206	3020
3. Aaron Kelly, WR	2005-08	232	2733
4. Mike Williams, WR	2013-16	177	2727
5. Terry Smith, WR	1990-93	162	2681
6. Perry Tuttle, WR	1978-81	150	2534
7. Rod Gardner, WR	1997-00	166	2498
8. Artavis Scott, WR	2014-16	245	2480
9. Tee Higgins, WR	2017-19	135	2448
10. Justyn Ross, WR	2018,19,21	158	2379
11. Derrick Hamilton, WR	2001-03	167	2312
12. Jerry Butler, WR	1975-78	139	2223
13. Amari Rodgers, WR	2017-20	181	2144
14. Hunter Renfrow, WR	2015-18	186	2133
15. Deon Cain, WR	2015-17	130	2040

YARDS PER RECEPTION

Rk Player, Pos.	Years	Rec.	Yards	Y/Rec.
1. Martavis Bryant, WR	2011-13	61	1354	22.2
2. Joe Blalock, TE	1939-41	38	773	20.3
3. Gary Cooper, FLK	1985-89	79	1592	20.2
4. Tee Higgins, WR	2017-19	135	2448	18.1
5. Frank Magwood, WR	1979-82	51	920	18.0
6. Glenn Smith, E	1949-51	88	1576	17.9
7. Eddis Freeman, E	1943-46	37	655	17.7
8. Dwight Clark, WR	1975-78	33	571	17.3
9. Bill Mathis, TB	1957-59	35	602	17.2
10. Charlie Waters, WR	1967-69	68	1166	17.1

Note: Minimum 30 receptions.

RECEIVING TOUCHDOWNS

Rk Player, Pos.	Years	TD
1. DeAndre Hopkins, WR	2010-12	27
Sammy Watkins, WR	2011-13	27
Tee Higgins, WR	2017-19	27
4. Mike Williams, WR	2013-16	21
5. Aaron Kelly, WR	2005-08	20
Deon Cain, WR	2015-17	20
Justyn Ross, WR	2018,19,21	20
8. Artavis Scott, WR	2014-16	19
9. Glenn Smith, E	1949-51	18
Jordan Leggett, TE	2013-16	18

MISCELLANEOUS

TOTAL OFFENSE YARDS

Rk Player	Years	Plays	Rush	Pass	Total
1. Tajh Boyd	2010-13	1907	1165	11,904	13,069
2. Deshaun Watson	2014-16	1643	1931	10,163	12,094
3. Trevor Lawrence	2018-20	1369	943	10,098	11,041
4. Charlie Whitehurst	2002-05	1634	98	9665	9763
5. Woodrow Dantzler	1998-01	1587	2761	6037	8798
6. Nealon Greene	1994-97	1158	1067	5719	6786
7. Steve Fuller	1975-78	1089	1737	4359	6096
8. Cullen Harper	2005-08	946	-213	5762	5549
9. Rodney Williams	1985-88	1024	863	4647	5510
10. Travis Etienne	2017-20	687	4952	23	4975
11. Kyle Parker	2009,10	818	163	4739	4902
12. Homer Jordan	1979-82	859	971	3643	4614
13. Kelly Bryant	2015-18	727	973	3338	4311

14. DeChane Cameron	1988-91	765	926	3300	4226
15. Raymond Priestner	1994-97	805	3966	-----	3966

SCORING

Rk Player, Pos.	Years	TD	PAT	FG	TP
1. Travis Etienne, RB	2017-20	78	---	---	468
2. Chandler Catanzaro, PK	2010-13	0	203-207	67-82	404
3. Greg Huegel, PK	2015-18	0	217-227	54-71	379
4. B.T. Potter, PK	2018-21	0	185-186	53-71	344
5. Aaron Hunt, PK	2000-03	0	164-172	55-76	329
6. C.J. Spiller, RB	2006-09	51	*2	---	308
7. Nelson Welch, PK	1991-94	0	85-92	72-102	301
8. Travis Zachery, TB	1998-01	50	---	---	300
9. James Davis, RB	2005-08	49	---	---	294
10. Obed Ariri, PK	1977-80	0	99-103	63-97	288
11. Chris Gardocki, PK	1988-90	0	72-72	63-89	261
12. Jad Dean, PK	2003-06	0	97-103	51-68	250
13. David Treadwell, PK	1985-87	0	92-93	47-66	233
14. Andre Ellington, RB	2009-12	36	*2	---	218
15. Wayne Gallman, RB	2014-16	36	---	---	216

* - total two-point conversion points

TOTAL TOUCHDOWNS

Rk Player, Pos.	Rush	Rec.	PR	KOR	Total
1. Travis Etienne, RB	70	8	0	0	78
2. C.J. Spiller, RB	32	11	1	7	51
3. Travis Zachery, RB	41	9	0	0	50
4. James Davis, RB	47	2	0	0	49
5. Andre Ellington, RB	33	2	0	1	36
Wayne Gallman, RB	34	2	0	0	36
7. Lester Brown, RB	31	1	0	0	32
8. Fred Cone, RB	29	2	0	0	31
9. Sammy Watkins, WR	1	27	0	1	29
10. Ray Matthews, RB	20	7	1	0	28
Kenny Flowers, RB	26	2	0	0	28
Terry Allen, RB	28	0	0	0	28

INTERCEPTIONS

Rk Player, Pos.	Years	Yards	Avg.	TD	Int.
1. Terry Kinard, FS	1979-82	147	8.6	0	17
2. Fred Knoebel, DB	1950-52	122	8.1	0	15
DeAndre McDaniel, S	2007-10	162	10.8	1	15
4. Michael Hamlin, S	2005-08	243	17.4	0	14
Rashard Hall, S	2009-12	186	13.3	1	14
6. Justin Miller, CB	2002-04	94	7.2	0	13
7. Eddie Geathers, CB	1977-80	114	9.5	0	12
Robert O'Neal, TE	1989-92	119	9.9	0	12

TOUCHDOWN RESPONSIBILITY

Rk Player	Years	Rush	Pass	*	Tot
1. Tajh Boyd	2010-13	26	107	0	133
2. Deshaun Watson	2014-16	26	90	0	116
3. Trevor Lawrence	2018-20	18	90	0	108
4. Travis Etienne	2017-20	70	0	8	78
5. Woodrow Dantzler	1998-01	27	41	0	68
6. Charlie Whitehurst	2002-05	10	49	0	59
7. C.J. Spiller	2006-09	32	1	19	52
8. Travis Zachery	1998-01	41	0	9	50
9. James Davis	2005-08	47	0	2	49
10. Cullen Harper	2005-08	5	42	0	47

* - includes receiving, punt returns, kickoff returns, interception returns and fumble returns

Alex Ardley, CB	1998-00	151	12.6	1	12
Brian Mance, CB	1999-02	73	6.1	0	12

INTERCEPTION RETURN YARDS

Rk Player, Pos.	Years	Int.	Avg.	Yards
1. Rex Varn, FS	1976-79	10	27.5	275
2. Michael Hamlin, S	2005-08	14	17.4	243
Crezdon Butler, CB	2006-09	11	22.1	243
4. Antwan Edwards, DB	1995-98	8	24.4	195
5. Jonathan Meeks, S	2009-12	7	27.4	192
6. Rashard Hall, S	2009-12	14	13.3	186
7. K'Von Wallace, S	2016-19	5	36.0	180
8. Don Kelley, DB	1969-71	6	29.7	178
9. Van Smith, S	2015-17	4	41.3	165
10. DeAndre McDaniel, S	2007-09	15	10.8	162

STARTS

Rk Player, Pos.	Years	Starts
1. Will Spiers, P	2017-21	69
2. Mitch Hyatt, OT	2015-18	57
3. Chandler Catanzaro, PK	2010-13	52
4. Landon Walker, OT	2008-11	49
Dalton Freeman, C	2009-12	49
6. Greg Huegel, PK	2015-18	48
7. Eric Harmon, OG	1987-90	47
Jim Bundren, OT	1994-97	47
Glenn Rountree, OG	1994-97	47
Aaron Hunt, PK	2000-03	47
Hunter Renfrow, WR	2015-18	47



WILL SPIERS MADE 69 CAREER STARTS, 12 MORE THAN ANY TIGER IN HISTORY.



CAREER LEADERS

STARTS BY POSITION

OFFENSE

OT:	57 by Mitch Hyatt, 2015-18
OG:	47 by Eric Harmon, 1987-90; Glenn Rountree, 1994-97
C:	49 by Dalton Freeman, 2009-12
TE:	38 by Jordan Leggett, 2013-16
WR:	47 by Hunter Renfrow, 2015-18
QB:	44 by Rodney Williams, 1985-88
RB:	43 by James Davis, 2005-08
PK:	52 by Chandler Catanzaro, 2010-13

DEFENSE

DE/OLB:	44 by Clelin Ferrell, 2016-18
DT:	45 by Christian Wilkins, 2015-18
ILB:	42 by Bubba Brown, 1976-79
CB:	44 by Chris Chancellor, 2006-09
S:	43 by Michael Hamlin, 2005-08
P:	69 by Will Spiers, 2017-21

GAMES

Rk	Player, Pos.	Years	Games
1.	James Skalski, LB	2016-21	69
	Will Spiers, P	2017-21	69
	Will Swinney, WR	2017-21	69
4.	Nolan Turner, S	2017-21	65
5.	Cannon Smith, TE	2015-18	59
	Christian Wilkins, DT	2015-18	59
	Tanner Muse, S	2016-19	59
	K'Von Wallace, S	2016-19	59
9.	Mitch Hyatt, OT	2015-18	58
	Milan Richard, TE	2015-18	58
	Chad Smith, LB	2016-19	58

SNAPS

Rk	Player, Pos.	Years	Snaps
1.	Mitch Hyatt, OT	2015-18	3754
2.	Dalton Freeman, C	2009-12	3361
3.	Landon Walker, OT	2008-11	3131
4.	Kyle Young, C	1998-01	3097
5.	Glenn Rountree, OG	1994-97	3048
6.	Tajh Boyd, QB	2010-13	2963
7.	Charlie Whitehurst, QB	2002-05	2875
8.	Eric Harmon, OG	1987-90	2870
9.	Barry Richardson, OT	2004-07	2778
10.	Jim Bundren, OT	1994-97	2772

Note: Does not include special-teams snaps.

SPECIAL TEAMS

PUNT RETURN YARDS

Rk	Player	Years	PR	Avg.	TD	Yards
1.	Shad Bryant	1937-39	65	12.0	1	779
2.	Donnell Woolford	1985-88	78	9.6	2	754
3.	James Lott	1986-89	71	9.6	0	683
4.	Don Kelley	1969-71	56	11.3	2	632
5.	Derrick Hamilton	2001-03	68	9.1	0	618
6.	Willie Jordan	1975-78	54	10.5	0	569
	C.J. Spiller	2006-09	53	10.7	1	569
8.	Billy Davis	1980-83	87	6.4	0	555
9.	Amari Rodgers	2017-20	68	7.8	1	529
10.	Ray-Ray McCloud	2015-17	50	9.7	1	485

KICKOFF RETURN YARDS

Rk	Player	Years	KOR	Avg.	TD	Yards
1.	C.J. Spiller	2006-09	74	27.7	7	2052
2.	Derrick Hamilton	2001-03	58	26.8	2	1552
3.	Justin Miller	2002-04	50	30.7	3	1534
4.	Andre Humphrey	1992-95	68	21.9	0	1486
5.	Sammy Watkins	2011-13	60	22.9	1	1376
6.	Ray Williams	1983-86	66	20.5	0	1350
7.	Jacoby Ford	2006-09	47	23.9	1	1124
8.	Terrence Roulhac	1983-86	42	26.4	0	1108
9.	Artavis Scott	2014-16	39	23.7	0	925
10.	Warren Ratchford	1974-78	44	22.0	0	848

PUNTING AVERAGE

Rk	Player	Years	Punts	Yards	Avg.
1.	Chris Gardocki	1988-90	151	6566	43.5
2.	Dale Hatcher	1981-84	191	8191	43.0
3.	Banks McFadden	1937-39	94	3967	42.2
4.	Jimmy Maners	2006-08	105	4381	41.7
5.	Will Spiers	2017-21	292	12,095	41.4
6.	David Sims	1977-80	197	8126	41.2
7.	Dawson Zimmerman	2008-11	192	7895	41.1
8.	Bradley Pinion	2012-14	140	5754	41.1
9.	Mitch Tyner	1973,74	127	5201	41.0
10.	Jack Anderson	1968-70	56	2276	40.6

Note: Minimum 50 punts.

**MITCH HYATT PLAYED
3,754 CAREER SNAPS,
393 MORE THAN ANY
TIGER IN HISTORY.**



FIELD GOALS MADE

Rk	Player	Years	FG
1.	Nelson Welch	1991-94	72
2.	Chandler Catanzaro	2010-13	67
3.	Obed Ariri	1977-80	63
	Chris Gardocki	1988-90	63
5.	Aaron Hunt	2000-03	55
6.	Greg Huegel	2015-18	54
7.	B.T. Potter	2018-21	53
8.	Jad Dean	2003-06	51
9.	David Treadwell	1985-87	47
10.	Mark Buchholz	2007,08	37

5.	Bob Paulling	1979-83	107
6.	Obed Ariri	1977-80	99
7.	Jad Dean	2003-06	97
8.	David Treadwell	1985-87	92
9.	Mark Buchholz	2007,08	88
10.	Nelson Welch	1991-94	85

KICK SCORING

Rk	Player	Years	Points
1.	Chandler Catanzaro	2010-13	404
2.	Greg Huegel	2015-18	379
3.	B.T. Potter	2018-21	344
4.	Aaron Hunt	2000-03	329
5.	Nelson Welch	1991-94	301
6.	Obed Ariri	1977-80	288
7.	Chris Gardocki	1988-90	261
8.	Jad Dean	2003-06	250
9.	David Treadwell	1985-87	233
10.	Bob Paulling	1979-83	209

EXTRA POINTS MADE

Rk	Player	Years	PAT
1.	Greg Huegel	2015-18	217
2.	Chandler Catanzaro	2010-13	203
3.	B.T. Potter	2018-21	185
4.	Aaron Hunt	2000-03	164

ALL-PURPOSE YARDS

Rk	Player, Pos.	Years	Rush	Rec.	PR	KOR	Total
1.	C.J. Spiller, RB	2006-09	3547	1420	569	2052	7588
2.	Travis Etienne, RB	2017-20	4952	1155	44	706	*6894
3.	Sammy Watkins, WR	2011-13	339	3391	23	1376	5129
4.	Derrick Hamilton, WR	2001-03	358	2312	618	1552	4839
5.	Andre Ellington, RB	2009-12	3436	505	3	642	4586
6.	Travis Zachery, TB	1998-01	3058	1057	276	---	4391
7.	James Davis, RB	2005-08	3881	441	---	13	4335
8.	Raymond Priestler, RB	1994-97	3966	316	---	---	4282
9.	Jacoby Ford, WR	2006-09	494	1986	479	1124	4083
10.	Wayne Gallman, RB	2014-16	3429	473	---	---	3902

* - includes 37 yards on a missed field-goal return

HONORS & AWARDS

ABC NEWS PERSON-OF-THE-WEEK

2006 - Ray Ray McElrathbey, CB

ACADEMIC ALL-AMERICANS

1956 - Charlie Bussey, QB
 1957 - Harvey White, QB
 1959 - Lou Cordileone, OT
 1971 - Don Kelley, DB
 1971 - Ben Anderson, DB
 1977 - Steve Fuller, QB
 1978 - Steve Fuller, QB
 1984 - Mike Eppley, QB
 1991 - Bruce Bratton, OT
 1994 - Ed Glenn, TE
 1995 - Andye McCrorey, LB
 1999 - Kyle Young, C; Chad Carson, LB
 2000 - Kyle Young, C; Chad Carson, LB
 2001 - Kyle Young, C; Chad Carson, LB
 2012 - Dalton Freeman, C

ACC 50-YEAR ANNIVERSARY TEAM

Joe Bostic, OT; Jerry Butler, WR; Bennie Cunningham, TE; Jeff Davis, LB; Steve Fuller, QB; Terry Kinard, FS; Michael Dean Perry, DT; William Perry, MG; Anthony Simmons, LB

ACC CHAMPIONSHIP GAME MVP

2009 - C.J. Spiller, RB
 2011 - Tajh Boyd, QB
 2015 - Deshaun Watson, QB
 2016 - Deshaun Watson, QB
 2017 - Kelly Bryant, QB
 2018 - Travis Etienne, RB
 2019 - Tee Higgins, WR
 2020 - Trevor Lawrence, QB

ACC COACH-OF-THE-YEAR

Presented annually by the Atlantic Coast Sports Media Association to the outstanding coach in the conference for that season.

1958 - Frank Howard
 1966 - Frank Howard
 1974 - Red Parker
 1977 - Charley Pell
 1978 - Charley Pell
 1981 - Danny Ford
 1983 - Danny Ford (UPI)
 1999 - Tommy Bowden
 2003 - Tommy Bowden
 2009 - Dabo Swinney (Sporting News)
 2015 - Dabo Swinney
 2018 - Dabo Swinney

ACC DEFENSIVE PLAYER-OF-THE-YEAR

1999 - Keith Adams, LB
 2004 - Leroy Hill, LB
 2006 - Gaines Adams, DE
 2010 - Da'Quan Bowers, DE
 2014 - Vic Beasley, DE
 2016 - Ben Boulware, LB (coaches)
 2018 - Clelin Ferrell, DE
 2019 - Isaiah Simmons, LB

ACC DEFENSIVE ROOKIE-OF-THE-YEAR

2016 - Dexter Lawrence, DT
 2020 - Bryan Bresee, DT
 2021 - Andrew Mukuba, S

ACC OFFENSIVE PLAYER-OF-THE-YEAR

2009 - C.J. Spiller, RB
 2012 - Tajh Boyd, QB
 2015 - Deshaun Watson, QB
 2018 - Travis Etienne, RB
 2019 - Travis Etienne, RB
 2020 - Trevor Lawrence, QB

ACC PLAYER-OF-THE-YEAR

Presented annually by the Atlantic Coast Sports Writers Association to the outstanding player in the conference for that season.

1967 - Buddy Gore, TB
 1977 - Steve Fuller, QB
 1978 - Steve Fuller, QB
 1981 - Jeff Davis, LB
 1984 - William Perry, MG
 1987 - Michael Dean Perry, DT
 2009 - C.J. Spiller, RB
 2012 - Tajh Boyd, QB
 2015 - Deshaun Watson, QB



KYLE YOUNG WAS A THREE-TIME ACADEMIC ALL-AMERICAN (1999-01).

2018 - Travis Etienne, RB
 2019 - Travis Etienne, RB
 2020 - Trevor Lawrence, QB

ACC ROOKIE-OF-THE-YEAR

Presented by the Atlantic Coast Sportswriters Association to the outstanding first-year player in the conference that season.

1979 - Chuck McSwain, TB
 1987 - Terry Allen, TB
 1990 - Ronald Williams, TB
 1995 - Anthony Simmons, LB
 2005 - James Davis, RB
 2011 - Sammy Watkins, WR
 2018 - Trevor Lawrence, QB

ACC SENIOR SCHOLASTIC AWARD

1995 - Ed Glenn, TE
 2001 - Kyle Young, C
 2002 - Chad Carson, LB
 2003 - Jeff Scott, WR
 2009 - Jimmy Maners, P
 2011 - Caleb Simmons, OL

AFCA COACH-OF-THE-YEAR

2015 - Dabo Swinney

AFCA ASSISTANT COACH-OF-THE-YEAR

2013 - Chad Morris, Offensive Coordinator
 2016 - Dan Brooks, Defensive Tackles

AFCA GOOD WORKS TEAM

Presented to 22 college players and one head coach from across the country who are standouts on the field and community service.

1999 - Robert Carswell, FS
 2000 - Nick Eason, DT
 2009 - Xavier Dye, WR
 2016 - Deshaun Watson, QB
 2018 - Sean Pollard, OL
 2019 - Dabo Swinney, HC
 2020 - Trevor Lawrence, QB

2021 - Darien Rencher, RB

ALGERNON SYDNEY SULLIVAN AWARD

Presented to the Clemson student, chosen in recognition of excellence in maintaining high ideals of living, spiritual qualities and generous and disinterested service to others.

1956 - Joe Bowen, E
 1970 - Jim Sursavage, LB
 1994 - Warren Forney, DT
 2002 - Chad Carson, LB

ALL-ACC ACADEMIC

1954 - Billy O'Dell, B
 1955 - Charlie Bussey, B
 1956 - Charlie Bussey, B
 1957 - Charlie Horne, B
 Harvey White, B
 1958 - Doug Cline, B
 Jim Padgett, T
 Harvey White, B
 1959 - Lou Cordileone, T
 1960 - Lowndes Shingler, B
 1961 - Tommy King, E
 1962 - Oscar Thorsland, E
 1963 - Jim Parker, QB
 Tracy Childers, G
 1964 - Jimmy Bell, QB
 Richard Cooper, G
 1965 - Frank Pearce, K
 Edgar McGee, OE
 Wayne Mass, OT
 Jimmy Addison, QB
 Floyd Rogers, DT
 1967 - Jimmy Addison, QB
 1969 - Don Kelley, DB
 Rick Medlin, FB
 Jim Sursavage, OE
 1970 - Ben Anderson, DB
 Don Kelley, DB
 Jim Sursavage, LB
 1971 - Ben Anderson, DB

ACC PLAYER-OF-THE-WEEK LEADERS

SEASON				
Rk	Player	Pos.	Year	POTW
1.	Keith Adams	LB	1999	5
2.	James Robinson	DT	1983	4
	Deshaun Watson	QB	2015	4
	Travis Etienne	RB	2019	4
	Trevor Lawrence	QB	2020	4

Note: Does not include rookie-of-the-week selections.

CAREER				
Rk	Player	Pos.	Years	POTW
1.	Tajh Boyd	QB	2010-13	9
2.	Deshaun Watson	QB	2014-16	8
3.	Keith Adams	LB	1998-00	7
	Sammy Watkins	WR	2011-13	7
	Mitch Hyatt	OT	2015-18	7
	Travis Etienne	RB	2017-20	7
	Trevor Lawrence	QB	2018-20	7

Note: Does not include rookie-of-the-week selections.

BY POSITION		
Pos.	Season	Career
OL	3, many (4), many times (5)	7, Mitch Hyatt (2015-18)
QB	4, many (2)	9, Tajh Boyd (2010-13)
RB	4, Travis Etienne (2019)	7, Travis Etienne (2017-20)
WR	3, Sammy Watkins (2011,13)	7, Sammy Watkins (2011-13)
DL	4, James Robinson (1983)	5, Vic Beasley (2011-14)
LB	5, Keith Adams (1999)	7, Keith Adams (1998-00)
DB	2, many (8)	4, Terry Kinard (1979-82)
ST	3, David Richardson (1997)	4, David Richardson (1995-98)

Note: Only includes selections at the listed position.

ROOKIE-OF-THE-WEEK				
Rk	Player	Pos.	Year	ROTW
1.	Trevor Lawrence	QB	2018	5
2.	Anthony Simmons	LB	1995	4
	Sammy Watkins	WR	2011	4
4.	Chuck McSwain	TB	1979	3
	James Davis	RB	2005	3
	C.J. Spiller	RB	2006	3
	Deshaun Watson	QB	2014	3
	Will Shipley	RB	2021	3

Bobby Johnson, DB
 Don Kelley, OE
 1972 - Ben Anderson, DB
 Karl Andreas, TE
 Bobby Johnson, DB
 1973 - Art Brisacher, OG
 Jeff Stocks, DE
 Karl Andreas, TE
 1974 - Maret Cobb, C
 Mark Fellers, QB
 1975 - Mark Lee, DB
 1976 - Steve Fuller, QB
 Jimmy Weeks, OT
 1977 - Steve Fuller, QB
 Rick Weddington, FLK
 Jimmy Wells, OG
 1978 - Steve Fuller, QB
 Matt Smith, DE
 1981 - Tony Berryhill, C
 1983 - Mike Eppley, QB
 1984 - Mike Eppley, QB
 1985 - Bruce Bacon, WR
 Scott Enzor, LB
 Lance Masters, CB
 Andy Newell, P
 John Watson, OT
 1986 - Geoff Ciniero, DB
 Ty Granger, OT
 David Treadwell, PK
 Todd Schonhar, QB
 1987 - Ty Granger, OT
 David Treadwell, PK
 1988 - Ty Granger, OT
 Mark Drag, MG
 Stacy Fields, TE
 1989 - Wesley McFadden, FB
 Arlington Nunn, SS
 Stacy Fields, TE
 Bruce Bratton, OT
 1990 - Bruce Bratton, OT
 Stacy Fields, TE
 1991 - Bruce Bratton, OT



HONORS & AWARDS

1992 - Warren Forney, DT
 1993 - Stacy Seegars, OG
 1994 - Ed Glenn, TE
 Warren Forney, DT
 1995 - Andy McCrorey, LB
 1996 - Jim Bundren, OT
 Glenn Rountree, OG
 1997 - Jim Bundren, OT
 Brian Wofford, WR
 1999 - Chad Carson, LB
 Kyle Young, C
 2000 - Chad Carson, LB
 Will Merritt, OG
 Kyle Young, C
 Braxton K. Williams, LB
 2001 - Chad Carson, LB
 Kyle Young, C
 Will Merritt, OG
 Derrick Hamilton, WR
 Khaleed Vaughn, DE
 2002 - William Henry, OT
 Rodney Thomas, LB
 Khaleed Vaughn, DE
 2003 - Tony Elliott, WR
 William Henry, OT
 Justin Miller, CB
 2004 - Jad Dean, PK
 Tommy Sharpe, C
 2006 - Thomas Hunter, TE
 Alex Pearson, FB
 2007 - Thomas Austin, OL
 Mark Buchholz, PK
 Jimmy Maners, P
 Michael Palmer, TE
 Alex Pearson, FB
 2008 - Thomas Austin, OL
 Mark Buchholz, PK
 Jimmy Maners, P
 Brandon Maye, LB
 C.J. Spiller, RB
 2009 - Thomas Austin, OG
 Mason Cloy, OG
 Dalton Freeman, C
 Rashard Hall, S
 Brandon Maye, LB
 Michael Palmer, TE
 Dawson Zimmerman, P
 2010 - Jaron Brown, WR
 Mason Cloy, OL
 Dalton Freeman, C
 Rashard Hall, S
 Brandon Maye, LB
 Dawson Zimmerman, P
 2011 - Jaron Brown, WR
 Chandler Catanzaro, PK
 Brandon Ford, TE/WR
 Dalton Freeman, C
 Dawson Zimmerman, P
 2012 - Jaron Brown, WR
 Chandler Catanzaro, PK
 Brandon Ford, TE
 Dalton Freeman, C
 Tyler Shatley, OG
 Gifford Timothy, OT
 2013 - Ben Boulware, LB
 Chandler Catanzaro, PK
 Daniel Rodriguez, WR
 Tyler Shatley, OG
 2014 - Daniel Rodriguez, WR
 Artavis Scott, WR
 Deshaun Watson, QB
 2015 - Ben Boulware, LB
 Eric Mac Lain, OG
 Christian Wilkins, DT
 2016 - Ben Boulware, LB
 Dexter Lawrence, DT
 Deshaun Watson, QB
 Christian Wilkins, DE
 2017 - Travis Etienne, RB
 Justin Falcinelli, C
 Sean Pollard, OL
 James Skalski, LB
 Alex Spence, PK
 Will Spiers, P
 K'Von Wallace, DB
 Christian Wilkins, DL
 2018 - Adam Choice, RB
 Justin Falcinelli, C
 Kendall Joseph, LB

Trevor Lawrence, QB
 Sean Pollard, OL
 Amari Rodgers, WR
 Christian Wilkins, DT
 2019 - Justin Foster, DE
 Trevor Lawrence, QB
 Diondre Overton, WR
 Sean Pollard, OL
 James Skalski, LB
 Chad Smith, LB
 Will Spiers, P
 K'Von Wallace, S
 2020 - Matt Bockhorst, OG
 Andrew Booth Jr., CB
 Braden Galloway, TE
 Trevor Lawrence, QB
 B.T. Potter, PK
 Will Putnam, OL
 Baylor Spector, LB
 Will Spiers, P
 Will Swinney, WR
 2021 - Matt Bockhorst, OL
 K.J. Henry, DE
 Walker Parks, OL
 B.T. Potter, PK
 Will Shipley, RB
 Trenton Simpson, LB
 James Skalski, LB
 Baylon Spector, LB
 Will Spiers, P
 Will Swinney, WR
 Nolan Turner, S
 DJ Uiagalelei, QB

ALL-BOWL TEAM

1940 Cotton	Banks McFadden, QB
	Bob Sharpe, C
1978 Gator	Joe Bostic, OG
1979 Peach	Jim Stuckey, DT
1981 Orange	Jeff Davis, LB
1987 Citrus	John Phillips, OG
1988 Citrus	Jesse Hatcher, OLB
1989 Gator	Levon Kirkland, OLB
1990 Hall of Fame	Eric Harmon, OG
	Chris Gardocki, PK
1993 Peach	Brentson Buckner, DT
1999 Peach	Keith Adams, LB
2001 Humanitarian	Kyle Young, C
2003 Peach	Chad Jasmin, RB
	Justin Miller, CB
2012 Chick-fil-A	DeAndre Hopkins, WR
2014 Orange	Tajh Boyd, QB
	Sammy Watkins, WR
2014 Russell Athletic	Grady Jarrett, DT
2015 Orange, CFPNCG	Kevin Dodd, DE
	Mitch Hyatt, OT
	Eric Mac Lain, OG
	Deshaun Watson, QB
2016 Fiesta, CFPNCG	Jay Guillermo, C
	Cordrea Tankersley, CB
	Carlos Watkins, DT
	Deshaun Watson, QB
2018 Cotton, CFPNCG	Austin Bryant, DE
	Justyn Ross, WR
2019 Fiesta, CFPNCG	Tremayne Anchrum, OT
	Jackson Carman, OT
	Travis Etienne, RB
	Isaiah Simmons, LB
2021 Cheez-It	Mario Goodrich, CB

ALL-SOUTH

1937 - Charlie Woods, C; Don Willis, B
 1938 - Gus Goins, E; Don Willis, B
 1939 - George Fritts, T; Bob Sharpe, C
 1939 - Banks McFadden, B
 1948 - Bobby Gage, B
 1950 - Wyndie Wyndham, LB; Bob Patton, T
 1952 - Tom Barton, DL

ALL-SOUTH ATLANTIC

1930 - Angus Fordham, C
 1934 - Randy Hinson, B
 1935 - Clarence Inabinet, G
 1935 - Bob Jones, E
 1936 - Mac Folger, B

ALL-SIAA

1902 - Hope Sadler, E
 John Maxwell, QB

1903 - Vet Sitton, E
 Oscar Derrick, G
 John Maxwell, QB
 Jock Hanvey, FB
 1904 - Oscar Derrick, T
 1905 - Oscar Derrick, T
 Fritz Furtick, HB
 1913 - W. A. Schletter, T
 1917 - Mutt Gee, C
 1919 - L.M. Lightsey, G
 R.C. Potts, G
 Stumpy Banks, B
 1920 - L.M. Lightsey, G

ALL-SOUTHERN CONFERENCE

1922 - L.M. Lightsey, T
 1928 - O.K. Pressley, C
 1929 - Goat McMillan, TB
 1935 - Tom Brown, T
 Clarence Inabinet, G
 1937 - Charlie Woods, C
 Bob Bailey, B
 1938 - Gus Goins, E
 Don Willis, B
 1939 - Joe Blalock, E
 George Fritts, T
 Banks McFadden, B
 Shad Bryant, B
 1940 - Joe Blalock, E
 George Fritts, T
 Charlie Timmons, B
 1941 - Joe Blalock, E
 George Fritts, T
 Charlie Timmons, B
 1942 - Chip Clark, E
 1944 - Ralph Jenkins, C
 1945 - Ralph Jenkins, C
 Bob Turner, T
 1948 - Frank Gillespie, G
 Bobby Gage, B
 1949 - Ray Mathews, B
 1950 - Glenn Smith, E
 Fred Cone, B
 1951 - Glenn Smith, E
 Billy Hair, B
 1952 - Don King, B

ARCHIE GRIFFIN AWARD

Presented by the Columbus (Ohio) Touchdown Club to college football's Most Valuable Player.
 2015 - Deshaun Watson, QB
 2018 - Trevor Lawrence, QB

ARMED FORCES MERIT AWARD

Presented by the Football Writers of America.
 2014 - Daniel Rodriguez, WR

ASSOCIATED PRESS COACH-OF-THE-YEAR

2015 - Dabo Swinney

ATLANTA TOUCHDOWN CLUB AWARD

Given annually to the top back and lineman in the South by the Atlanta Touchdown Club.
 1977 - Steve Fuller, Back
 1979 - Jim Stuckey, Tackle
 1981 - Jeff Davis, Linebacker
 1990 - Stacy Long, Offensive Tackle
 1991 - Jeb Flesch, Offensive Guard

BANK OF AMERICA HAMILTON/MORROW AWARDS

Most Valuable Player

1936 - Mac Folger, TB
 1937 - Red Pearson, BB
 1938 - Charlie Woods, C
 1939 - Banks McFadden, B
 1948 - Jack Miller, PK
 1950 - Fred Cone, FB
 1958 - Bill Thomas, C
 1959 - Bill Mathis, HB
 1961 - Ron Scrudato, FB
 1962 - Don Chuy, T
 1963 - Pat Crain, FB
 1964 - Hal Davis, HB
 1965 - Thomas Ray, QB
 1966 - Jimmy Addison, QB
 1967 - Harry Olszewski, OG
 1968 - Ray Yauger, TB
 1969 - Ray Yauger, TB
 1970 - Ray Yauger, TB

1971 - Larry Hefner, LB
 1972 - Wade Hughes, TB
 1973 - Ken Pengitore, QB
 1974 - Mark Fellers, QB
 1975 - Craig Brantley, FLK
 1976 - Mike O'Cain, QB
 1977 - Steve Fuller, QB
 1978 - Steve Fuller, QB
 1979 - Bubba Brown, LB; Billy Lott, QB
 1980 - Obed Ariri, PK
 1981 - Homer Jordan, QB
 1982 - Terry Kinard, FS; Cliff Austin, TB
 1983 - Kevin Mack, FB
 1984 - William Perry, MG
 1985 - Kenny Flowers, TB
 1986 - Terrence Flagler, TB
 1987 - Michael Dean Perry, DT; John Phillips, OG
 1988 - Rodney Williams, QB; Donnell Woolford, CB
 1989 - Chris Morocco, QB; Levon Kirkland, OLB
 1990 - Chris Gardocki, PK; John Johnson, OLB
 1991 - DeChane Cameron, QB; Rob Bodine, MG
 1992 - Rodney Blunt, TB; Robert O'Neal, FS
 1993 - Terry Smith, WR; Brentson Buckner, DT
 1994 - Louis Solomon, QB; Tim Jones, LB
 1995 - Raymond Priester, TB; Brian Dawkins, SS
 1996 - Anthony Simmons, LB; Raymond Priester, TB
 1997 - Anthony Simmons, LB; Tony Horne, WR
 1998 - Chris Jones, LB; Mal Lawyer, WR
 1999 - Keith Adams, LB; Rod Gardner, WR
 2000 - Nick Eason, DL; Woodrow Dantzier, QB; Rod Gardner, WR
 2001 - Chad Carson, LB; Woodrow Dantzier, QB
 2002 - Nick Eason, DT; J.J. McKelvey, WR; Bryant McNeal, DE
 2003 - Leroy Hill, LB; Charlie Whitehurst, QB
 2004 - Leroy Hill, LB; Airese Currie, WR
 2005 - Tye Hill, CB; Charlie Whitehurst, QB
 2006 - Gaines Adams, DE; Chansi Stuckey, WR
 2007 - Michael Hamlin, S; Cullen Harper, QB
 2008 - Michael Hamlin, S; C.J. Spiller, RB
 2009 - DeAndre McDaniel, S; C.J. Spiller, RB
 2010 - Da'Quan Bowers, DE; Jamie Harper, RB
 2011 - Tajh Boyd, QB; Andre Branch, DE
 2012 - Tajh Boyd, QB; DeAndre Hopkins, WR; Grady Jarrett, DT; Jonathan Willard, LB
 2013 - Vic Beasley, DE; Tajh Boyd, QB; Spencer Shuey, LB; Sammy Watkins, WR
 2014 - Vic Beasley, DE; Kalon Davis, OL; Grady Jarrett, DT; Mike Williams, WR
 2015 - Wayne Gallman, RB; Shaq Lawson, DE; Deshaun Watson, QB
 2016 - Ben Boulware, LB; Jadar Johnson, S; Carlos Watkins, DT; Deshaun Watson, QB
 Mike Williams, WR
 2017 - Kelly Bryant, QB; Ryan Carter, CB; Clelin Ferrell, DE; Mitch Hyatt, OT; Dorian O'Daniel, LB
 2018 - Travis Etienne, RB; Clelin Ferrell, DE; Trevor Lawrence, QB; Christian Wilkins, DT
 2019 - Travis Etienne, RB; Tee Higgins, WR; Trevor Lawrence, QB; Tanner Muse, S; Isaiah Simmons, LB
 2020 - Travis Etienne, RB; Trevor Lawrence, QB; Cornell Powell, WR; Amari Rodgers, WR; Nolan Turner, S; James Skalski, LB; Baylon Spector, LB
 2021 - Davis Allen, TE; Andrew Booth Jr., CB; Jordan McFadden, OT; Myles Murphy, DE; Will Shipley, RB; James Skalski, LB; Baylon Spector, LB; Nolan Turner, S

BEAR BRYANT AWARD

2015 - Dabo Swinney
 2016 - Dabo Swinney
 2018 - Dabo Swinney

BLANCHARD-ROGERS TROPHY

Presented by the South Carolina Football Hall of Fame to the best college player from or in South Carolina.
 2013 - Tajh Boyd, QB
 2014 - Vic Beasley, DE
 2015 - Deshaun Watson, QB
 2016 - Deshaun Watson, QB
 2018 - Travis Etienne, RB
 2019 - Trevor Lawrence, QB

HONORS & AWARDS

BOB JAMES SCHOLARSHIP

Presented by the ACC to Clemson male athlete who has been an outstanding student-athlete.
1984 - Mike Eppley, QB
1985 - John Watson, OT
1987 - David Treadwell, PK
1992 - Bruce Bratton, OT

BOBBY BOWDEN AWARD

Honoring dedication to faith, family, friends and football.
2016 - Deshaun Watson, QB
2018 - Hunter Renfrow, WR
2020 - Trevor Lawrence, QB

BOBBY DODD NATIONAL COACH-OF-THE-YEAR AWARD

2011 - Dabo Swinney

BOWL GAME MVPs

1939 Cotton	Banks McFadden, B
1948 Gator	Bobby Gage, QB
1959 Bluebonnet	Lowndes Shingler, QB
1977 Gator	Jerry Butler, WR
1978 Gator	Steve Fuller, QB
1981 Orange	Homer Jordan, QB
	Jeff Davis, LB
1985 Independence	Kenny Flowers, FB
1986 Gator	Rodney Williams, QB
1987 Citrus	Rodney Williams, QB
	Dorian Mariable, LB
1988 Citrus	Terry Allen, TB
	Jesse Hatcher, OLB
	Levon Kirkland, OLB
1989 Gator	DeChane Cameron, QB
1990 Hall of Fame	DeChane Cameron, QB
1991 Citrus	Chester McGlockton, DT
1993 Peach	Brentson Buckner, DT
	Emory Smith, FB
1995 Gator	Peter Ford, CB
1996 Peach	Raymond Priester, TB
	Trevor Pryce, DT
1997 Peach	Rahim Abdullah, OLB
1999 Peach	Keith Adams, LB
2000 Gator	Rod Gardner, WR
2001 Humanitarian	Woodrow Dantzier, QB
2002 Tangerine	John Leake, LB
	Kevin Youngblood, WR
2003 Peach	Leroy Hill, LB
	Chad Jasmin, RB
2005 Champs Sports	James Davis, RB
2007 Chick-fil-A	C.J. Spiller, RB
2008 Gator	Da'Quan Bowers, DE
2009 Music City	C.J. Spiller, RB
2012 Chick-fil-A	Tajh Boyd, QB
2013 Orange	Sammy Watkins, WR
2014 Russell Athletic	Cole Stoudt, QB
2015 Orange	Deshaun Watson, QB
	Ben Boulware, LB
2016 Fiesta	Deshaun Watson, QB
	Clelin Ferrell, DE
2016 CFPNCG	Deshaun Watson, QB
	Ben Boulware, LB
2018 Cotton	Trevor Lawrence, QB
	Austin Bryant, DE
2018 CFPNCG	Trevor Lawrence, QB
	Trayvon Mullen, CB
2019 Fiesta	Trevor Lawrence, QB
	Chad Smith, LB
2021 Cheez-It	Mario Goodrich, CB

Note: Year is season, not necessarily date.

BRANDON STREETER AWARD

Given to a Clemson student-athlete who overcomes injury to excel on the field.
1999-00 - Brandon Streeter
2002-03 - Kevin Youngblood
2007-08 - Jacoby Ford
2011-12 - Phillip Price
2017-18 - Austin Bryant
2019-20 - Amari Rodgers
Note: Only football players listed.

BRIAN DAWKINS LIFETIME ACHIEVEMENT AWARD

2012 - Brian Dawkins
2013 - Bill Smith
2014 - Warren Forney
2015 - Jerry Butler
2016 - Jeff Davis
2017 - Mark Richardson

2018 - Michael Allen
2019 - Michael Dean Perry
2020 - Carl Martin
2021 - Dexter Davis

BRIAN PICCOLO AWARD

Presented by the Atlantic Coast Conference to the year's most courageous football player in memory of the late Wake Forest and Chicago Bear halfback.
1978 - Rex Varn, DB
1980 - Jack Cain, DB
1986 - Ray Williams, WR
1995 - Warren Forney, DT
2021 - Justyn Ross, WR (shared award)

BRONKO NAGURSKI AWARD

National Award given by Football Writers Association to the nation's top defensive player.
2010 - Da'Quan Bowers, DE

BURLSWORTH TROPHY

Presented to the nation's most outstanding player who began his career as a walk-on.
2018 - Hunter Renfrow, WR

BUTKUS AWARD

Presented to the nation's most outstanding linebacker.
2019 - Isaiah Simmons, LB

CAMPBELL TROPHY

Presented by National Football Foundation and known as the "Academic Heisman Trophy."
2018 - Christian Wilkins, DL

CBS DEFENSIVE PLAYER-OF-THE-YEAR

National Award given by CBS Sports and Chevrolet to the nation's outstanding defensive player.
1982 - Terry Kinard, DB

CBS SPORTS COACH-OF-THE-YEAR

2015 - Dabo Swinney

CHIC HARLEY AWARD

Presented to the nation's top player by the Touchdown Club of Columbus (Ohio).
2016 - Deshaun Watson

CITIZENS SAVINGS ATHLETIC FOUNDATION HALL OF FAME

Recognition from the Citizen Savings Foundation (formerly the Helms Athletic Foundation), located in Los Angeles, Calif.
Athletic Director - Frank Howard, 1941-71 (Elected 1979)
Coach - Frank Howard, 1940-69 (Elected 1973)
Player - Banks McFadden, Back 1937-38-39 (Elected 1969)
SID - Bob Bradley, 1954-89 (Elected 1972); Joe Sherman, 1934-47 (Elected 1980)
Athletic Trainer - Fred Hoover, 1958-98 (Elected 1982)

CLEMSON RING OF HONOR

Member (Retired Jersey)	Clemson	Inducted
Banks McFadden (#66)	1937-69	1994
Frank Howard	1931-69	1994
Steve Fuller (#4)	1975-78	1994
Jeff Davis (#45)	1978-81	1995
Fred Cone (#31)	1948-50	1997
Jerry Butler (#15)	1975-78	1999
Terry Kinard (#43)	1979-82	2001
Bob Bradley (SID)	1955-89	2005
1981 Team	1981	2006
Danny Ford	1978-89	2013
Levon Kirkland (#44)	1988-91	2019

CLEMSON UNIVERSITY DISTINGUISHED SERVICE AWARD

1963 - Roy Pearce ('41)
Bob Jones ('30)
Porter Caughman ('08)
1965 - Walter Cox ('39)
1966 - Banks McFadden ('40)
1967 - Rhett Turnipseed ('22)
John M. Flemming ('26)
1968 - James Gee ('17)
Claude Hayden ('12)
1970 - States R.G. Finley ('18)
1977 - Herman Nimitz ('17)
1979 - Jesse H. Yarborough ('30)
1980 - Gene Willimon ('33)

TIGERS IN TOP 10 OF HEISMAN TROPHY VOTING

Year	Player	Pos.	Cl.	1	2	3	Points	Finish
1939	Banks McFadden	QB	Sr.	NA	NA	NA	NA	8
1978	Steve Fuller	QB	Sr.	19	6	13	82	T-6
2009	C.J. Spiller	RB	Sr.	26	31	83	223	6
2015	Deshaun Watson	QB	So.	148	240	241	1165	3
2016	Deshaun Watson	QB	Jr.	269	302	113	1524	2
2018	Travis Etienne	RB	So.	0	6	17	29	7
2019	Trevor Lawrence	QB	So.	3	25	29	88	7
	Travis Etienne	RB	Jr.	0	7	11	25	9
2020	Trevor Lawrence	QB	Jr.	222	176	169	1187	2

1981 - Louis P. Batson, Jr. ('48)
1982 - Bill McLellan ('54)
1983 - Phil Prince ('49)
Billy G. Rogers ('49)
1984 - Bill Hunter ('45)
1986 - Wallace Roy ('26)
1987 - John Tice ('55)
1992 - Lawrence Gressette ('92)
2002 - John E. Walker ('58)
2003 - Charlie Bussey ('57)
2008 - Randy Smith ('66)
2013 - Jimmy Addison ('68)
2017 - Rich Davies ('86)
2018 - Bill Smith ('82)
2020 - Jimmy Bell ('65)

COLLEGE FOOTBALL HALL OF FAME ALL-DECADE TEAM

Presented to the top players of the decade.
2010s - Deshaun Watson, QB
2010s - Christian Wilkins, DL

DANNY FORD SCHOLARSHIP AWARD

2009 - Jess Bowers, DL
2010 - Michael Wade, QB/S
2011 - Dawson Zimmerman, P
2012 - Chandler Catanzaro, PK
2013 - Andrew Maass, WR
2014 - David Estes, LS
2015 - Alex Spence, PK
2016 - Alex Spence, PK
2017 - Hall Morton, S
2018 - Alex Spence, PK
2019 - Max May, WR
2020 - David Cote, LB
Max May, WR
Elijah Turner, S
2021 - Will Brown, WR
David Cote, LB
Max May, WR

DAVEY O'BRIEN AWARD

Presented to the nation's top quarterback.
2015 - Deshaun Watson, QB
2016 - Deshaun Watson, QB

DISNEY SPIRIT AWARD

Presented to the nation's most inspirational player, coach, team or figure.
2020 - Darien Rencher, RB

EARL H. BLAIK FELLOWSHIP

A scholarship given annually, sponsored by the NCAA, to a deserving scholar-athlete in the memory of the legendary Army West Point coach, Earl Blaik.
1964 - Jimmy Bell, QB

EDDIE ROBINSON NATIONAL COACH-OF-THE-YEAR

1981 - Danny Ford
2015 - Dabo Swinney

ESPN ALL-TIME TEAM

College football's top-150 players as selected by ESPN in 2019.
Deshaun Watson (101)

FCA NATIONAL COACH-OF-THE-YEAR

2014 - Dabo Swinney

FEDEX ORANGE BOWL FWAA COURAGE AWARD

2006 - Ray Ray McElrathbey, CB
2012 - Daniel Rodriguez, WR

FRANCIS AWARD

Presented for Leadership

1988 - Jeff Bak, C
1989 - Wesley McFadden, FB
1990 - Stacy Fields, TE
1991 - Rob Bodine, MG
1992 - Ashley Sheppard, OLB
1993 - Richard Moncrief, QB
1994 - Tim Jones, LB
1995 - Warren Forney, DT
1996 - Raymond White, DT
1997 - Lamont Hall, TE
1998 - Donald Broomfield, DT
1999 - Brandon Streeter, QB
2000 - Chad Carson, LB; Kyle Young, C
2001 - Chad Carson, LB
2002 - Jackie Robinson, WR
2003 - Tony Elliott, WR
2004 - Tommy Sharpe, C
2005 - Tye Hill, CB
2006 - Anthony Waters, LB
2007 - Cullen Harper, QB; Michael Hamlin, S
2008 - Jock McKissic, DT
2009 - Thomas Austin, OG
2010 - Marcus Gilchrist, CB
2011 - Dwayne Allen, TE
2012 - Dalton Freeman, C
2013 - Tajh Boyd, QB
2014 - Grady Jarrett, DT
2015 - Eric Mac Lain, OG
2016 - Ben Boulware, LB
2017 - Maverick Morris, OL
Dorian O'Daniel, LB
2018 - Adam Choice, RB
Clelin Ferrell, DE
Mitch Hyatt, OT
Kendall Joseph, LB
Hunter Renfrow, WR
Christian Wilkins, DT
2019 - Tremayne Anchrum, OT
Tanner Muse, S
2020 - Trevor Lawrence, QB
James Skalski, LB
Nolan Turner, S
2021 - Matt Bockhorst, OL
Will Brown, WR
Mario Goodrich, CB
Justyn Ross, WR
James Skalski, LB
Baylon Spector, LB
Will Spiers, P
Nolan Turner, S

FRANK BROYLES AWARD

Presented to the nation's top assistant coach.
2016 - Brent Venables
2017 - Tony Elliott

FRANK HOWARD AWARD

For achievement bringing honor to Clemson.
1970 - Charlie Waters
1971 - Jim Sursavage
1972 - John McMakin
1973 - Ben Anderson
1975 - Bennie Cunningham
1978 - Steve Fuller
1979 - Steve Fuller
Jerry Butler
1981 - Obed Ariri
1982 - National Championship Football Team
1983 - Terry Kinard
2009 - Jacoby Ford
2011 - Da'Quan Bowers
2013 - Tajh Boyd



HONORS & AWARDS

2014 - Sammy Watkins
2019 - Christian Wilkins

GENE STALLINGS HUMANITARIAN AWARD

2014 - Dabo Swinney

GEORGE MUNGER COACH-OF-THE-YEAR

2015 - Dabo Swinney

HAMPSHIRE SOCIETY INDUCTEES

2011 - Dawson Zimmerman, P
2012 - Jaron Brown, WR
Dalton Freeman, C
2013 - Chandler Catanzaro, PK
2018 - Justin Falcinelli, C
Austin Spence, LS
Christian Wilkins, DT
Garrett Williams, TE
2019 - Diondre Overton, WR
Patrick Phibbs, LS
Sean Pollard, OL
Chad Smith, LB
2020 - Trevor Lawrence, QB
2021 - Matt Bockhorst, OL
Jack Maddox, LS
Baylon Spector, LB
Will Spiers, P
Will Swinney, WR

HOME DEPOT COACH-OF-THE-YEAR

2015 - Dabo Swinney

IPTAY ATHLETE-OF-THE-YEAR

Presented by Mr. & Mrs. Eugene P. Willimon to Clemson's most outstanding athlete based on athletic accomplishments with consideration of character, leadership and academics.

1978-79 Steve Fuller
1982-83 Terry Kinard
1997-98 Anthony Simmons
2000-01 Rod Gardner
2005-06 Tye Hill
2006-07 Gaines Adams
2009-10 C.J. Spiller
2019-20 Isaiah Simmons
2020-21 Trevor Lawrence

JACK LAMBERT AWARD

Presented to the nation's top senior linebacker.
2016 - Ben Boulware

JACOBS BLOCKING TROPHY (ACC)

Presented annually by Hugh & William Jacobs of Clinton, S.C., in memory of their late father, Dr. William P. Jacobs, to the ACC's outstanding blocker, based on a vote by ACC assistants.

1959 - Doug Cline, FB
1966 - Wayne Mass, T
1967 - Harry Olszewski, G
1977 - Joe Bostic, G
1983 - James Farr, G
1987 - John Phillips, OG
2017 - Mitch Hyatt, OT
2018 - Mitch Hyatt, OT

JACOBS BLOCKING TROPHY (STATE)

Presented annually by Hugh and William Jacobs (Clinton, S.C.) in memory of their father, Dr. William P. Jacobs, to the outstanding blocker in the state, based on a vote of assistant coaches.

1928 - O.D. Padgett, BB
1930 - Grady Hallay, WB
1937 - Don Willis, FB
1938 - Don Willis, FB
1942 - Marion Craig, BB
1944 - Alton Cumbie, BB
1945 - Alton Cumbie, BB
1948 - Robert Martin, BB
1950 - Dick Hendley, BB
1955 - Dick Marazza, T
1957 - Bill Thomas, C
1959 - Doug Cline, FB
1965 - Bo Ruffner, FB
1966 - Wayne Mass, T
1967 - Harry Olszewski, G
1968 - Joe Lhotsky, T
1970 - Dave Thompson, G
1973 - Ken Peeples, T
1974 - Ken Peeples, G



**BANKS McFADDEN
FINISHED IN THE TOP
EIGHT OF THE HEISMAN
TROPHY VOTING IN 1939.**

1977 - Joe Bostic, G
1978 - Joe Bostic, G
1982 - Bob Mayberry, T
1983 - James Farr, OG
1986 - John Phillips, OG
1987 - John Phillips, OG
1990 - Stacy Long, OT
1991 - Jeb Flesch, OG
1992 - Stacy Seegars, OG

JIM TATUM AWARD

Presented to the top scholar among ACC football players.

1994 - Ed Glenn, TE
2001 - Kyle Young, C
2018 - Christian Wilkins, DT

KEITH JACKSON AWARD OF EXCELLENCE

Presented by ESPN and Cingular Wireless
2006 - Ray Ray McElrathbey, CB

MACKAY AWARD

National award given to the nation's top tight end.
2011 - Dwayne Allen, TE

MANNING AWARD

Presented to the nation's top quarterback.
2015 - Deshaun Watson
2016 - Deshaun Watson

McFADDEN AWARD

Presented to top college football player in South Carolina by the Greenville Touchdown Club.

1993 - Terry Smith, WR
1996 - Anthony Simmons, LB
1997 - Anthony Simmons, LB
1999 - Keith Adams, LB
2001 - Woodrow Dantzler, QB
2003 - Charlie Whitehurst, QB
2006 - Gaines Adams, DE
2007 - Cullen Harper, QB
2009 - C.J. Spiller, RB
2011 - Sammy Watkins, WR
2012 - Tajh Boyd, QB
2013 - Sammy Watkins, WR
2014 - Vic Beasley, DE
2015 - Deshaun Watson, QB
2016 - Deshaun Watson, QB

McKEVLIN AWARD

Given annually to the Athlete-of-the-Year in the Southern Conference and/or ACC.
1947-48 Frank Gillespie
2015-16 Deshaun Watson
2016-17 Deshaun Watson
2020-21 Trevor Lawrence

NATIONAL AWARD CANDIDATES

Year	Player	Award	Final
1939	Banks McFadden	Heisman	8
1982	Terry Kinard	CBS Defensive	1
1983	William Perry	Outland	10
1984	William Perry	Lombardi	4
1987	Michael Dean Perry	Outland	3
1990	Stacy Long	Outland	3
	Levon Kirkland	Butkus	5
1991	Ed McDaniel	Butkus	4
1997	Tony Horne	Biletnikoff	10
	Anthony Simmons	Butkus	10
1998	Antwan Edwards	Thorpe	10
1999	Keith Adams	Football News Defensive	15
2000	Keith Adams	Bednarik	3
		Butkus	3
		Football News Defensive	5
	Kyle Young	Rimington	3
	Chad Speck	Tatupu	5
	Woodrow Dantzler	O'Brien	8
	Rod Gardner	Biletnikoff	10
	Robert Carswell	Thorpe	12
2001	Kyle Young	Rimington	5
	Woodrow Dantzler	O'Brien	12
2002	Aaron Hunt	Groza	20
2004	Justin Miller	Thorpe	12
2005	Jad Dean	Groza	3
	Tye Hill	Thorpe	3
2006	Gaines Adams	Nagurski	5
		Hendricks	6
		Lombardi	12
		Bednarik	16
	James Davis	Walker	10
2008	Cullen Harper	Unitas	10
2009	C.J. Spiller	Walker	4
		Heisman	6
2010	Da'Quan Bowers	Hendricks	1
		Nagurski	1
		Bednarik	3
		Lombardi	3

	Dawson Zimmerman	Guy	10
2011	Dwayne Allen	Mackey	1
	Andre Branch	Hendricks	6
	Dalton Freeman	Rimington	6
	Tajh Boyd	O'Brien	10
		Maxwell	16
	Sammy Watkins	Biletnikoff	10
		Walter Camp	10
	Dawson Zimmerman	Wuerffel	13
	Chandler Catanzaro	Groza	20
2012	Dalton Freeman	Rimington	6
	Tajh Boyd	Manning	10
		Unitas	15
		Walter Camp	15
		O'Brien	16
	DeAndre Hopkins	Biletnikoff	10
	Chandler Catanzaro	Groza	20
2013	Sammy Watkins	Biletnikoff	3
	Tajh Boyd	Unitas	5
		Manning	10
		Maxwell	16
		O'Brien	16
	Vic Beasley	Hendricks	6
		Lombardi	12
		Bednarik	16
	Spencer Shuey	Lott	20
2014	Vic Beasley	Bednarik	3
		Lombardi	4
		Hendricks	5
		Lott	15
	Stephone Anthony	Butkus	15
	Ammon Lakip	Groza	20
2015	Deshaun Watson	Griffin	1
		Manning	1
		O'Brien	1
		Heisman	3
		Walter Camp	3
	Jordan Leggett	Mackey	3
	Shaq Lawson	Lombardi	4
		Nagurski	5
		Hendricks	6
		Bednarik	20
	Mackensie Alexander	Thorpe	16
2016	Deshaun Watson	Bowden	1
		Harley	1
		Manning	1
		O'Brien	1
		Unitas	1

HONORS & AWARDS



CURRENT OKLAHOMA HEAD COACH BRENT VENABLES WAS THE NATIONAL DEFENSIVE COORDINATOR-OF-THE-YEAR IN 2014 AND 2015.

	Heisman	2
	Walter Camp	3
	Maxwell	3
Ben Boulware	Lambert	1
Jordan Leggett	Mackey	3
Christian Wilkins	Nagurski	5
	Bednarik	18
Cordrea Tankersley	Thorpe	16
	Bednarik	18
Greg Huegel	Groza	20
2017	Christian Wilkins	Willis 1
	Dorian O'Daniel	Bowden 3
		Butkus 5
	Clelin Ferrell	Hendricks 5
	Kelly Bryant	Manning 11
	Dexter Lawrence	Bednarik 18
2018	Clelin Ferrell	Hendricks 1
	Bednarik	20
	Trevor Lawrence	Griffin 1
		Manning 11
	O'Brien	16
	Hunter Renfrow	Bowden 1
		Burlsworth 1
Christian Wilkins	Campbell	1
	Bednarik	3
	Outland	3
	Lott	4
	Nagurski	5
	Lombardi	7
Travis Etienne	Walker	3
	Heisman	7
	Maxwell	20
Tre Lamar	Butkus	5
Mitch Hyatt	Outland	8
2019	Isaiah Simmons	Butkus 1
		Bednarik 3
		Lott 4
		Nagurski 5
		Walter Camp 20
John Simpson	Outland	6
Trevor Lawrence	Heisman	7
	Sullivan	10
	Manning	12
	O'Brien	16

	Travis Etienne	Walter Camp 20
		Heisman 9
		Walker 10
		Maxwell 20
		Walter Camp 20
	Tanner Muse	Thorpe 14
2020	Trevor Lawrence	Bowden 1
		Heisman 2
		Maxwell 3
		O'Brien 3
		Lombardi 4
		Unitas 5
		Walter Camp 5
		Manning 12
	Travis Etienne	Hornung 5
		Walker 10
		Maxwell 18
		Walter Camp 20
	Will Spiers	Burlsworth 10
	Amari Rodgers	Biletnikoff 11
	B.T. Potter	Groza 20
2021	Will Swinney	Mortell 3
	Andrew Mukuba	Alexander 14
	Darien Rencher	Witten 20

NATIONAL COORDINATOR-OF-THE-WEEK

Year	Player	Opponent	Outlet
2011	Chad Morris	Auburn	Rivals
	Kevin Steele	Virginia Tech	Rivals

NATIONAL COORDINATOR-OF-THE-YEAR

Year	Coordinator	Position	Outlet
2011	Chad Morris	OC	Rivals
2014	Brent Venables	DC	Football Scoop
2015	Brent Venables	DC	Rivals

NATIONAL FOOTBALL FOUNDATION HALL OF FAME

These men have received the highest honor the game of football accords in their selection to the Hall of Fame, which is located in Atlanta, Ga.

Coaches

John Heisman, 1900-03 (Inducted 1954)
Jess Neely, 1931-39 (Inducted 1971)

Frank Howard, 1940-69 (Inducted 1989)
Danny Ford, 1978-89 (Inducted 2017)

Players

Banks McFadden (B), 1937-39 (Inducted 1959)
Terry Kinard (S), 1979-82 (Inducted 2001)
Jeff Davis (LB), 1978-81 (Inducted 2007)
C.J. Spiller (RB), 2006-09 (Inducted 2021)

NATIONAL FOOTBALL FOUNDATION & HOF SCHOLAR-ATHLETE AWARD

Given for excellence in football and academics (carries a stipend for postgraduate work).

1964 - Jimmy Bell, QB
1968 - Jimmy Addison, QB
1972 - Ben Anderson, DB
1978 - Steve Fuller, QB
2001 - Kyle Young, C
2018 - Christian Wilkins, DT

NATIONAL FRESHMAN-OF-THE-YEAR

Year	Player	Outlet
1995	Anthony Simmons	UPI
2011	Sammy Watkins	College Football News Rivals Sporting News

NATIONAL PLAYER-OF-THE-WEEK

Year	Player	Opponent	Outlet
1951	Glenn Smith	Auburn	AP
1958	Harvey White	Vanderbilt	AP
1974	Ken Callicutt	North Carolina	UPI
	Willie Anderson	South Carolina	SI
1978	Bubba Brown	NC State	SI
1980	Willie Underwood	South Carolina	SI
1995	Brian Dawkins	Duke	SI
1999	Brandon Streeter	Virginia	USA
	Keith Adams	Duke	Nagurski
2000	Woodrow Dantzler	Virginia	CNN/SL.com
2001	Woodrow Dantzler	Georgia Tech	USA
		NC State	SN,
		CollegeFootballNews.com, SI.com	
2005	Jad Dean	Texas A&M	USA
2006	James Davis	Georgia Tech	WC,
		USA, Rivals.com	

2009	DeAndre McDaniel	Miami (Fla.)	Nagurski
	C.J. Spiller	Miami (Fla.)	WC
2011	Sammy Watkins	Maryland	Capital One Cup Rivals
	Tajh Boyd	Auburn	Manning
		Florida State	Manning
		Maryland	Manning
		North Carolina	Manning,
			Capital One Cup
	Kourtnei Brown*	North Carolina	WC
2012	Andre Ellington	Auburn	Maxwell
	Jonathan Meeks	Virginia Tech	Thorpe
	Tajh Boyd	NC State	WC
2013	Tajh Boyd	Georgia	Athlon Maxwell
	Vic Beasley	NC State	Bednarik
2014	Deshawn Watson	North Carolina	Capital One, Manning
2015	Deshawn Watson	Boston College	O'Brien Capital One, WC, Maxwell
		Syracuse	FWAA
2016	Ben Boulware	Louisville	Bednarik, Lott, Nagurski
	Deshawn Watson	Louisville	O'Brien, WC
		Florida State	O'Brien
		South Carolina	Manning
2017	Austin Bryant	Auburn	WC, Nagurski
	Dorian O'Daniel	Virginia Tech	Nagurski
2019	Travis Etienne	Georgia Tech	WC
	Isaiah Simmons	Syracuse	Lott, WC
2020	Baylon Spector	Virginia	WC

NATIONAL TEAM-OF-THE-WEEK

Year	Opponent	Outlet
2003	Florida State	Football Writers
2011	Florida State	Football Writers
2015	North Carolina	Football Writers

NATION'S MOST VERSATILE ATHLETE

Banks McFadden, 1939-40



HONORS & AWARDS

NCAA POSTGRADUATE SCHOLARSHIP

Given to a deserving scholar-athlete who is entering postgraduate work in conjunction with NCAA scholarship fund.

- 1964 - Jimmy Bell
- 1968 - Jimmy Addison
- 1972 - Ben Anderson
- 1979 - Steve Fuller
- 1985 - John Watson
- 2001 - Kyle Young

NCAA TOP-FIVE AWARD

Given by the NCAA to the nation's top five outstanding senior student-athletes of the preceding calendar year.

- 1979 - Steve Fuller, Football

PHIL STEELE COACH-OF-THE-YEAR

- 2015 - Dabo Swinney

PRO FOOTBALL HALL OF FAME

- 2018 - Brian Dawkins

RENWICK-FLANDERS AWARD

Most Improved Player

- 1973 - Curt Buttermore, OG
- 1974 - Mark Fellers, QB
- 1975 - Jimmy Weeks, OT
- 1976 - Bubba Brown, LB
- 1977 - Steve Ryan, FS
- 1978 - Lester Brown, TB
- 1979 - Jeff Davis, LB
- 1980 - Lee Nanney, OT
- 1981 - Brad Fisher, OT
- 1982 - Brian Butcher, OT
- 1983 - Bob Paulling, PK
- 1984 - Reid Ingle, OT
- 1985 - John Watson, OT
- 1986 - Tony Stephens, MG
- 1987 - Tony Stephens, MG
- 1988 - Mark Drag, MG
- 1989 - Hank Phillips, C
- 1990 - Arlington Nunn, SS
- 1991 - Rodney Blunt, TB
- 1992 - Warren Forney, DT
- 1993 - Tim Jones, LB
- 1994 - Andre Carter, FS
- 1995 - Patrick Sapp, OLB
- 1996 - Jamie Trimble, C
- 1997 - Lorenzo Bromell, DE
- 1998 - Kyle Young, OG
- 1999 - Dextra Polite, CB
- 2000 - Nick Eason, DE
- 2001 - Derrick Hamilton, WR
- 2002 - Justin Miller, CB
- 2003 - Tye Hill, CB
- 2004 - Tye Hill, CB
- 2005 - Chansi Stuckey, WR
- 2006 - Cole Chason, P
- 2007 - Cullen Harper, QB
- 2008 - Jacoby Ford, WR
- 2009 - Rashard Hall, S
- 2010 - Jarvis Jenkins, DT
- 2011 - Chandler Catanzaro, PK
- 2012 - Grady Jarrett, DT
- 2013 - Stephone Anthony, LB
- 2014 - Tony Steward, LB
- 2015 - Jay Guillermo, C
- 2016 - Tyronne Crowder, OG
- 2017 - Austin Bryant, DE
- 2018 - Chase Brice, QB
- 2019 - Gage Cervenka, OL
- 2020 - Albert Huggins, S
- 2021 - Denzel Johnson, DT
- 2022 - Isaiah Simmons, LB
- 2023 - John Simpson, OG

Nolan Turner, S

- 2019 - Jackson Carman, OT
- 2020 - Derion Kendrick, CB
- 2021 - Luke Price, TE
- 2022 - Chad Smith, LB
- 2023 - Baylon Spector, LB
- 2024 - Will Spiers, P
- 2025 - K'Von Wallace, S
- 2026 - Andrew Booth Jr., CB
- 2027 - Jack Maddox, LS
- 2028 - Justin Mascoll, DE
- 2029 - Jordan McFadden, OT
- 2030 - Chez Mellusi, RB
- 2031 - Cornell Powell, WR
- 2032 - Will Putnam, OL
- 2033 - Baylon Spector, LB
- 2034 - Jake Venables, LB
- 2035 - Lannnden Zanders, S
- 2036 - LaVonta Bentley, LB
- 2037 - Dacari Collins, WR
- 2038 - Sage Ennis, TE
- 2039 - Mario Goodrich, CB
- 2040 - Ruke Orhororo, DT
- 2041 - Jalyn Phillips, S
- 2042 - Hunter Rayburn, OL
- 2043 - Trenton Simpson, LB
- 2044 - Xavier Thomas, DE
- 2045 - Mason Trotter, OL

RETIRED NUMBERS

- #4 Steve Fuller, QB
- #28 C.J. Spiller, RB
- #66 Banks McFadden, B

R.F. POOLE AWARD

Recognition of best Tiger offensive and defensive players in the Clemson-South Carolina game.

Year	Offense	Defense
1971	Tommy Kendrick	Larry Hefner
1972	Heidi Davis	Jim Williamson
1973	Smiley Sanders	Mike Buckner
1974	Ken Callicutt	Willie Anderson
1975	Harold Goggins	G.G. Galloway
1976	Tracy Perry	Rex Varn
1977	Steve Fuller	Roy Epps
1978	Lester Brown	Bubba Brown
1979	Obed Ariri	Jim Stuckey
1980	Homer Jordan	Willie Underwood
1981	Chuck McSwain	Bill Smith
1982	Homer Jordan	Terry Kinard
1983	Stacey Driver	James Robinson
1984	Steve Reese	Terence Mack
1985	Kenny Flowers	Raymond Chavous
1986	Ricardo Hooper	Donnell Woolford
1987	Danny Pearman	Donnell Woolford
1988	Rodney Williams	Jesse Hatcher
1989	Rodney Fletcher	Levon Kirkland
1990	Ronald Williams	Chester McGlockton
1991	DeChane Cameron	Levon Kirkland
1992	Les Hall	Tim Jones
1993	Emory Smith	Andre Humphrey
1994	Lamont Pegues	Mike Barber
1995	Antwan Wyatt	Leomont Evans
1996	Raymond Priester	Dexter McCleon
1997	Nealon Greene	Antwan Edwards
1998	Javis Austin	Howard Bartley
1999	Woodrow Dantzler	Keith Adams
2000	Rod Gardner	Chad Carson
2001	Kyle Young	Khaleed Vaughn
2002	Charlie Whitehurst	Bryant McNeal
2003	Chad Jasmin	Maurice Fountain
2004	Reggie Merriweather	Leroy Hill
2005	James Davis	Jamaal Fudge
2006	C.J. Spiller	Jock McKissic
2007	Aaron Kelly	Chris Chancellor
2008	Starting Offensive Line	Chris Chancellor, Chris Clemons
2009	Michael Palmer	Jamie Cumbie
2010	DeAndre Hopkins	Brandon Thompson
2011	Andre Ellington	Rashard Hall
2012	Andre Ellington	Xavier Brewer
2013	Brandon Thomas	Grady Jarrett
2014	8 players	11 players
2015	Deshawn Watson	Kevin Dodd
2016	Mike Williams	Ben Boulware
2017	Hunter Renfrow	Ryan Carter
2018	Offensive Line	Austin Bryant
2019	Gage Cervenka, Tee Higgins, Trevor Lawrence	K'Von Wallace
2021	Jordan McFadden, Will Shipley	Andrew Booth Jr.

SENIOR CLASS AWARD

Year	Player, Pos.	Final
2011	Dawson Zimmerman, P	10
2012	Rashard Hall, S	31
2018	Christian Wilkins, DT	10

SHINGLER/DR. R.C. EDWARDS SPORTSMANSHIP AWARD (Athletic Department-Wide Award)

- 1979 - Charlie Bauman, MG
- 1981 - Jack Cain, DB
- 1982 - Jerry Gaillard, WR
- 1983 - Mike Eppley, QB
- 1985 - Mike Eppley, QB
- 1986 - Andy Newell, P
- 1987 - Bill Spiers, P
- 1988 - David Treadwell, PK
- 1989 - Rodney Williams, QB
- 1990 - Wesley McFadden, RB
- 1991 - Chris Gardocki, PK
- 1995 - Warren Forney, DT
- 2000 - Brandon Streeter, QB
- 2002 - Chad Carson, LB
- 2004 - Tony Elliott, WR
- 2006 - Charlie Whitehurst, QB

SILVER ANNIVERSARY ACC TEAM

Selected by the ACC Sports Writers Association honoring the players who participated in the conference during the first 25 years.

- Harry Olszewski, OG, 1965-67 (selected in 1977)

SILVER ANNIVERSARY ALL-AMERICAN

Selected by Sports Illustrated honoring successful men who played college football in 1932.

- Buck Priester, HB, Class of 1932 (selected in 1957)

SoCON 100-YEAR ANNIVERSARY TEAM

- Joe Blalock, E; Frank Gillespie, G; Banks McFadden, B

SOUTH CAROLINA ATHLETIC HALL OF FAME

- 1960 - Banks McFadden
- 1961 - Frank Howard
- 1968 - Rock Norman
- 1969 - Joe Blalock
- 1973 - Fred Cone
- 1974 - Joel Wells
- 1976 - Bob Jones
- 1977 - Bill Mathis
- 1978 - Bobby Gage, John Heisman
- 1979 - Bill A. Hudson, Bob Hudson, Bob Sharpe
- 1980 - Charlie Waters
- 1981 - Jess Neely
- 1982 - Danny Ford
- 1986 - Dwight Clark, B.C. Inabinet
- 1987 - Tom Barton
- 1990 - Harry Olszewski
- 1991 - Steve Fuller
- 1993 - Mac Folger, Bennie Cunningham, Bob Jones
- 1995 - Jim Stuckey
- 1997 - Jerry Butler
- 1999 - Jeff Bostic
- 2000 - Buddy Gore
- 2001 - Bob Bradley, Jeff Davis
- 2002 - Terry Kinard
- 2003 - Perry Tuttle
- 2004 - Jeff Bryant, Dreher Gaskin
- 2005 - Gary Barnes, Michael Dean Perry, William Perry
- 2007 - Bill Spiers
- 2008 - Levon Kirkland
- 2010 - Joe Bostic
- 2011 - Chester McGlockton, Gene Moore
- 2013 - Homer Jordan, Bill McLellan, Jim Phillips
- 2014 - Brian Dawkins, Rodney Williams
- 2015 - Terry Allen
- 2017 - Bobby Johnson, Donnell Woolford
- 2019 - Chris Gardocki
- 2020 - C.J. Spiller
- 2022 - Fred Hoover

SOUTH CAROLINA FOOTBALL HALL OF FAME

- 2013 - Danny Ford, Frank Howard, Banks McFadden
- 2014 - William Perry
- 2015 - Brian Dawkins
- 2016 - Jeff Davis, Michael Dean Perry
- 2017 - Levon Kirkland
- 2018 - Dwight Clark
- 2019 - Steve Fuller
- 2020 - Charlie Waters

2021 - Jeff Bostic, Chester McGlockton

SPORTING NEWS COACH-OF-THE-YEAR

- 2015 - Dabo Swinney

SPORTS ILLUSTRATED COACH-OF-THE-YEAR

- 2015 - Dabo Swinney

SPORTS ILLUSTRATED'S ALL-CENTURY TEAM

- Terry Kinard, S

SUPER 11

Awarded to the top-11 athletic communications offices in the nation.

- 2009 - Football Writers
- 2010 - Football Writers
- 2015 - Football Writers
- 2016 - Football Writers
- 2017 - Football Writers
- 2018 - Football Writers
- 2019 - Football Writers
- 2020 - Football Writers
- 2021 - Football Writers

SWEDE NELSON SPORTSMANSHIP AWARD

Selected by the Boston Touchdown Club and awarded to the player who most exemplifies sportsmanship in college athletics.

- 1953 - Don King, B

TEAGUE AWARD

Given annually and selected by the sportswriters in North Carolina and South Carolina to the Amateur Athlete-of-the-Year in the two states.

- 1940 - Banks McFadden
- 1950 - Fred Cone

TED HENDRICKS AWARD

Presented to the nation's top defensive end.

- 2010 - Da'Quan Bowers, DE
- 2018 - Cletis Ferrell, DE

TIME100 NEXT LIST

A list of 100 emerging leaders who are shaping the future.

- 2020 - Trevor Lawrence, QB

UNITAS AWARD

Presented to the nation's top senior quarterback.

- 2016 - Deshaun Watson

USA TODAY ALL-DECADE TEAM

Presented to the top-22 players of the decade.

- 1980s - Terry Kinard, FS

USA TODAY PLAYER-OF-THE-DECADE

- 2010s - Deshaun Watson, QB

WALTER CAMP COACH-OF-THE-YEAR

- 2015 - Dabo Swinney

WEAVER-JAMES CORRIGAN POSTGRADUATE SCHOLARSHIP

Given by the ACC to a deserving scholar-athlete in memory of ACC Commissioners.

- 1972 - Ben Anderson
- 1978 - Steve Fuller
- 1995 - Ed Glenn
- 1996 - Andy McCrorey
- 2002 - Chad Carson, Kyle Young
- 2003 - Jackie Robinson
- 2004 - Tony Elliott
- 2007 - Thomas Hunter
- 2010 - Michael Wade
- 2011 - Dawson Zimmerman
- 2012 - Rashard Hall
- 2013 - Chandler Catanzaro
- 2016 - Deshaun Watson
- 2018 - Christian Wilkins

WILLIS AWARD

Presented by the Touchdown Club of Columbus (Ohio) to the defensive lineman-of-the-year.

- 2017 - Christian Wilkins

WOODY HAYES AWARD

Presented by the Touchdown Club of Columbus (Ohio) to the coach-of-the-year.

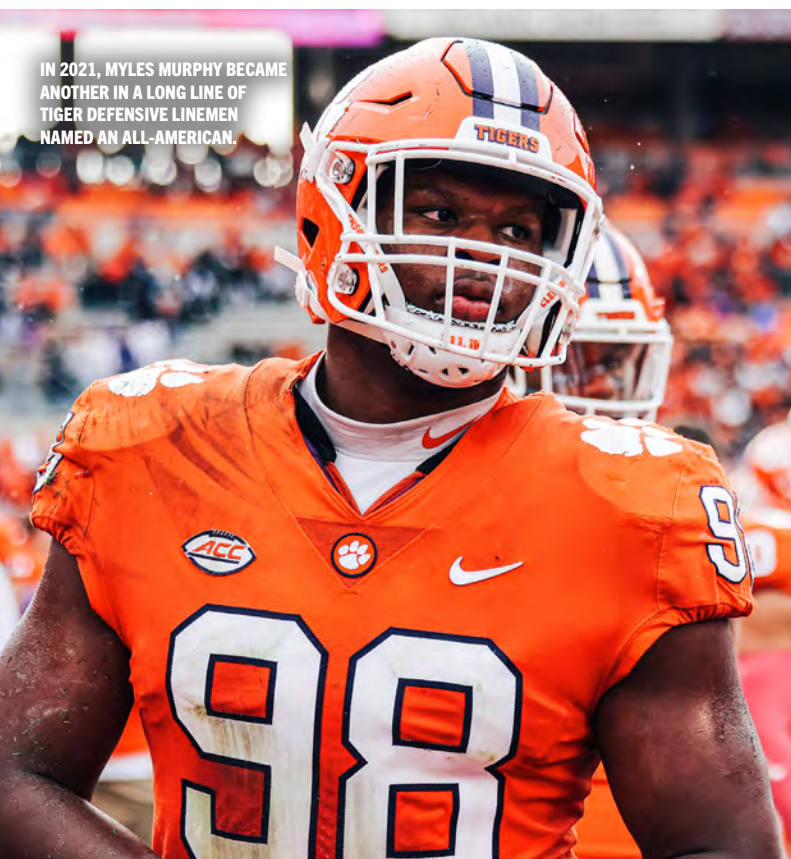
- 1981 - Danny Ford
- 2018 - Dabo Swinney

ALL-AMERICANS

Year	Player	Pos.	AP	UPI	FC	FW	WC	SN	FN	Other
1928	O.K. Pressley	C								Heisman ⁽³⁾ , NEA ⁽²⁾
1939	Banks McFadden	B	1	3	1	1				Colliers ⁽¹⁾ , NEA ⁽¹⁾
1940	Joe Blalock	E		2						Hearst ⁽¹⁾
1941	Joe Blalock	E		2	1			1		Central Press ⁽¹⁾
1945	Ralph Jenkins	C	3							INS ⁽¹⁾
1948	Bobby Gage	B								INS ⁽¹⁾
1950	Jackie Calvert	S	2							NEA ⁽¹⁾
1952	Tom Barton	DL		2						CT ⁽¹⁾
1955	Joel Wells	RB		3						
1959	Lou Cordileone	OL	1			1				
1966	Wayne Mass	OL		2						Dell Sports ⁽¹⁾
1967	Harry Olszewski	OG	2	1	1	1	1	2		
1970	Dave Thompson	OG		2						NEA ⁽¹⁾
1974	Bennie Cunningham	TE	1	1	1			1		
1975	Bennie Cunningham	TE				1	1			Time ⁽¹⁾
1977	Joe Bostic	OG	3			1		3		
1978	Joe Bostic	OG	2	2				1		
	Jerry Butler	WR	1			1				NEA ⁽²⁾
	Steve Fuller	QB	3							
1979	Jim Stuckey	DT	1	1	1	1	1			
1980	Obed Ariri	PK								NEA ⁽²⁾
1981	Jeff Bryant	DT						2		
	Jeff Davis	LB	2	1	1	1	1	1		
	Terry Kinard	FS	1			1				NEA ⁽¹⁾
	Lee Nanney	OT		2						
	Perry Tuttle	WR					1	2		
1982	* Terry Kinard	FS	1	1	1	1	1	1	1	
	William Perry	MG	3							
	Johnny Rembert	LB	3					3		
1983	James Farr	OG	3							
	William Perry	MG	1	1	1	1	1	2		
	James Robinson	DT					2			
1984	Dale Hatcher	P						2		
	Donald Igwebuikwe	PK	3							
	William Perry	MG	3	1		1	1			
1985	Steve Reese	OG						2		
1986	Terrence Flagler	RB	3			1		3		
	John Phillips	OG		1				2	2	
1987	Michael Dean Perry	DT		2		1		2	2	
	John Phillips	OG		2				3		
	David Treadwell	PK	1	1	1	1	1	1		
	Donnell Woolford	CB	3		1			2		
1988	Donnell Woolford	CB		1	1	1	1	1	2	
1989	Chris Gardocki	PK	3							
	Stacy Long	OT	3					1		
1990	Chris Gardocki	PK	2	2				3		
	Levon Kirkland	LB	2	2				3		
	Stacy Long	OT	1	1	1	1	1	1		

Year	Player	Pos.	AP	UPI	FC	FW	WC	SN	FN	Other
1991	Rob Bodine	MG	2			1		2		CP ⁽²⁾
	Jeb Flesch	OG	1	1			1	2	1	
	Levon Kirkland	LB	2	1			1	1	2	SH ⁽¹⁾
	Ed McDaniel	LB	3							CP ⁽¹⁾
1992	Stacy Seegars	OG	2	2				3		
	Nelson Welch	PK	3							
1993	Stacy Seegars	OG	1	2			1	1	1	CP ⁽²⁾
1995	Brian Dawkins	S	2					2		
	Anthony Simmons	LB	3							
1996	Anthony Simmons	LB	3					1	2	
1997	Jim Bunden	OT	3					3	2	
	Anthony Simmons	LB	1		1			1	2	CP ⁽²⁾
1998	Anthony Edwards	CB	3					3		Football Digest ⁽¹⁾
1999	Keith Adams	LB	2					3	1	CBS ⁽²⁾
2000	Keith Adams	LB	1				1	1	1	SI ⁽¹⁾
	Robert Carswell	FS	3					3		
	Rod Gardner	WR								CP ⁽¹⁾ , Gannett ⁽¹⁾
	Kyle Young	C						3	2	
2001	Kyle Young	C						3	3	
2002	Brian Mance	CB						4		
2004	Leroy Hill	LB	3							Rivals ⁽¹⁾
	Justin Miller	KR						2		Rivals ⁽²⁾ , SI ⁽²⁾
2005	Tye Hill	CB	2				1	1	2	ESPN ⁽¹⁾ , Rivals ⁽¹⁾
2006	* Gaines Adams	DE	1		1	1	1	1	1	ESPN ⁽¹⁾ , Rivals ⁽¹⁾
	Nathan Bennett	OG	3							
2007	Chris McDuffie	OG						2		
	Barry Richardson	OT				2		1		
2009	Thomas Austin	OG						3		
	DeAndre McDaniel	S				1		3		CBS ⁽¹⁾ , Steele ⁽¹⁾
	* C.J. Spiller	RB	1		1	1	1	1	1	ESPN ⁽¹⁾ , Rivals ⁽¹⁾
2010	* Da'Quan Bowers	DE	1		1	1	1	1	1	ESPN ⁽¹⁾ , Rivals ⁽¹⁾
	DeAndre McDaniel	S								Rivals ⁽³⁾ , Steele ⁽³⁾
2011	Dwayne Allen	TE	1			1				ESPN ⁽¹⁾ , SI ⁽¹⁾ , Steele ⁽¹⁾ , CBS ⁽²⁾
	Andre Branch	DE	3				2			CBS ⁽²⁾ , SI ⁽²⁾ , Steele ⁽²⁾
	Sammy Watkins	WR	1							Fox Sports ⁽¹⁾ , SI ⁽¹⁾ , Steele ⁽²⁾
2012	Tajh Boyd	QB			1					Lindy's ⁽³⁾
	Dalton Freeman	C	2		1		2			Scout ⁽²⁾ , Steele ⁽²⁾
	DeAndre Hopkins	WR	3							CBS ⁽²⁾ , Lindy's ⁽²⁾ , Scout ⁽²⁾ , Steele ⁽²⁾
	Sammy Watkins	WR								CP ⁽¹⁾
2013	Vic Beasley	DE	2			2	1	1		CBS ⁽¹⁾ , SI ⁽¹⁾ , USA ⁽¹⁾ , Steele ⁽²⁾
	Sammy Watkins	WR	2		1		2			CBS ⁽²⁾ , Lindy's ⁽²⁾ , Steele ⁽²⁾ , USA ⁽²⁾
2014	Vic Beasley	DE	1		1	2	1			CBS ⁽²⁾ , USA ⁽²⁾ , Scout ⁽²⁾ , Steele ⁽²⁾
	Grady Jarrett	DT								Athlon ⁽¹⁾
2015	Mackensie Alexander	CB	3							Athlon ⁽²⁾
	Greg Huegel	PK								SI ⁽²⁾
	Jayron Kearse	S	2							ESPN ⁽¹⁾ , CBS ⁽²⁾ , Athlon ⁽²⁾ , SI ⁽²⁾
	Shaq Lawson	DE	1		1	1	1	2		ESPN ⁽¹⁾ , USA ⁽¹⁾ , CBS ⁽²⁾ , Athlon ⁽²⁾ , SI ⁽²⁾
	Jordan Leggett	TE						2		Athlon ⁽³⁾
	Dashaun Watson	QB	1		1	1	2	2		CBS ⁽¹⁾ , ESPN ⁽¹⁾ , USA ⁽¹⁾ , Athlon ⁽¹⁾ , SI ⁽²⁾
2016	Ben Boulware	LB	3		2	2	2			USA Today ⁽²⁾
	Jordan Leggett	TE			2					CBS ⁽²⁾
	Cordrea Tankersley	CB	3							USA Today ⁽¹⁾
	Carlos Watkins	DT	2							CBS ⁽¹⁾
	Dashaun Watson	QB	2		2		2	2		SI ⁽²⁾
	Christian Wilkins	DE	3		1	1	2	2		USA Today ⁽¹⁾
	Mike Williams	WR					2			Steele ⁽²⁾
2017	Austin Bryant	DE	3			1	2			
	Tyrone Crowder	OG	3							
	Clelin Ferrell	DE	1			2		2	2	CBS ⁽²⁾ , SI ⁽²⁾ , USA Today ⁽²⁾
	Mitch Hyatt	OT	2		2	2	2	1	2	ESPN ⁽¹⁾ , The All-American ⁽²⁾ , USA Today ⁽²⁾
	Dexter Lawrence	DT								Rivals ⁽²⁾
	Ray-Ray McCloud	PR								PFF ⁽²⁾
	Dorian O'Daniel	LB	2		2					BR ⁽¹⁾ , SI ⁽¹⁾
	Christian Wilkins	DL	2		1		2	1	1	Rivals ⁽¹⁾
2018	Travis Etienne	RB	2		2	2	2	1	2	ESPN ⁽¹⁾ , CBS ⁽²⁾ , SI ⁽²⁾ , TA ⁽²⁾
	Clelin Ferrell	DE	1		1		1	1	1	CBS ⁽¹⁾ , ESPN ⁽¹⁾ , SI ⁽¹⁾ , TA ⁽¹⁾
	Mitch Hyatt	OT	1		1	1	1	2	1	BR ⁽¹⁾ , TA ⁽¹⁾ , CBS ⁽²⁾
	Tre Lamar	LB			2					
	Dexter Lawrence	DT			1					
	Trayvon Mullen	CB			2					
	* Christian Wilkins	DT	1		1	1	1	1	2	BR ⁽¹⁾ , ESPN ⁽¹⁾ , PFF ⁽¹⁾ , SC ⁽¹⁾ , TA ⁽¹⁾ , CBS ⁽²⁾
2019	Travis Etienne	RB	2		2	2	2	2		PFF ⁽¹⁾ , USA ⁽¹⁾ , SI ⁽²⁾ , Steele ⁽²⁾ , TA ⁽²⁾
	Tee Higgins	WR								USA Today ⁽²⁾
	Tanner Muse	S	3							PFF ⁽²⁾ , Steele ⁽³⁾
	* Isaiah Simmons	LB	1		1	1	1	1		ESPN ⁽¹⁾ , Rivals ⁽¹⁾ , SI ⁽¹⁾ , Steele ⁽¹⁾ , TA ⁽¹⁾ , USA Today ⁽¹⁾
	John Simpson	OL	2		1	1	1	1		ESPN ⁽¹⁾ , Steele ⁽¹⁾ , TA ⁽²⁾
2020	Jackson Carman	OT								CBS ⁽²⁾
	Travis Etienne	RB	1		2	1		1		ESPN ⁽¹⁾ , TA ⁽²⁾ , USA Today ⁽²⁾
	Trevor Lawrence	QB	3		2	1				Rivals ⁽¹⁾ , TA ⁽²⁾
	Nolan Turner	S			2					USA Today ⁽²⁾
2021	Mario Goodrich	CB								PFF ⁽³⁾
	Myles Murphy	DE								Steele⁽⁴⁾
	James Skalski	LB								Steele ⁽³⁾

* - unanimous All-American; BR - Bleacher Report; CP - College & Pro Football Weekly; CT - Chicago Tribune; INS - International News Service; NEA - Newspaper Enterprise of America; PFF - Pro Football Focus; SC - Senior CLASS; SH - Scripps-Howard; TA - The Athletic; WC - Walter Camp



IN 2021, MYLES MURPHY BECAME ANOTHER IN A LONG LINE OF TIGER DEFENSIVE LINEMEN NAMED AN ALL-AMERICAN.

ALL-AMERICANS

CONSENSUS ALL-AMERICANS

Year	Player	Pos.
1967	Harry Olszewski	G
1974	Bennie Cunningham	TE
1979	Jim Stuckey	DT
1981	Jeff Davis	LB
	Terry Kinard	FS
1982	Terry Kinard	FS
1983	William Perry	MG
1986	Terrence Flagler	RB
1987	David Treadwell	PK
1988	Donnell Woolford	CB
1990	Stacy Long	OT
1991	Jeb Flesch	OG
	Levon Kirkland	LB
1993	Stacy Seegars	OG
1997	Anthony Simmons	LB
2000	Keith Adams	LB
2005	Tye Hill	CB
2006	Gaines Adams	DE
2009	C.J. Spiller	RB
2010	Da'Quan Bowers	DE
2011	Dwayne Allen	TE
2013	Vic Beasley	DE
2014	Vic Beasley	DE
2015	Shaq Lawson	DE
	Deshaun Watson	QB
2018	Clelin Ferrell	DE
	Mitch Hyatt	OT
	Christian Wilkins	DT
2019	Isaiah Simmons	LB
	John Simpson	OL
2020	Travis Etienne	RB

CHRISTIAN WILKINS WAS A CONSENSUS ALL-AMERICAN IN 2018.



AP ALL-AMERICANS

Year	Player	Pos.
1939	Banks McFadden	B
1959	Lou Cordileone	L
1974	Bennie Cunningham	TE
1978	Jerry Butler	WR
1979	Jim Stuckey	DT
1981	Terry Kinard	FS
1982	Terry Kinard	FS
1987	David Treadwell	PK
1990	Stacy Long	OT
1991	Jeb Flesch	OG
1993	Stacy Seegars	OG
1997	Anthony Simmons	LB
2000	Keith Adams	LB
2006	Gaines Adams	DE
2009	C.J. Spiller	AP
2010	Da'Quan Bowers	DE
2011	Dwayne Allen	TE
	Sammy Watkins	AP
2014	Vic Beasley	DE
2015	Shaq Lawson	DE
	Deshaun Watson	QB
2017	Clelin Ferrell	DE
2018	Clelin Ferrell	DE
	Mitch Hyatt	OT
	Christian Wilkins	DT
2019	Isaiah Simmons	LB
2020	Travis Etienne	RB

Note: First-team selections only.

MULTI-YEAR ALL-AMERICANS

Player	Pos.	Years
Joe Blalock	WR	1940,41
Bennie Cunningham	TE	1974,75
Joe Bostic	OG	1977,78
Terry Kinard	FS	1981,82
William Perry	MG	1982-84
John Phillips	OG	1986,87
Donnell Woolford	CB	1987,88
Stacy Long	OT	1989,90
Chris Gardocki	PK	1989,90
Levon Kirkland	LB	1990,91
Stacy Seegars	OG	1992,93
Anthony Simmons	LB	1995-97
Keith Adams	LB	1999,00
Kyle Young	C	2000,01
Sammy Watkins	WR	2011-13
Vic Beasley	DE	2013,14
Christian Wilkins	DL	2016-18
Clelin Ferrell	DE	2017,18
Mitch Hyatt	OT	2017,18
Travis Etienne	RB	2018-20

Note: First-team selections only.

ALL-AMERICAN TIGER STATS

GAINES ADAMS

DE • Unanimous First Team, 2006

Year	GP-S	Plays	Hit	Ast	Tot	TFL	Sacks	Int	QP	PBU	CF-RF
2003	12-0	172	11	4	15	4-8	1-1	0-0	7	2	0-0
2004	11-1	346	22	13	35	8-26	5-20	0-0	5	4	0-0
2005	12-12	627	37	19	56	15-83	9.5-64	0-0	29	9	3-0
2006	13-13	582	42	20	62	17.5-106	12.5-87	0-0	25	6	2-3
Totals	48-26	1727	112	56	168	44.5-223	28-172	0-0	66	21	5-3

KEITH ADAMS

ILB • First Team, 1999 • Consensus First Team, 2000

Year	GP-GS	Plays	Hits	Ast	Tot	TFL	Sacks	Int	PBU	CF-RF	QP
1998	11-0	176	14	31	45	0-0	0-0	0-0	0	1-0	1
1999	12-12	864	119	67	186	35-171	16-122	0-0	3	2-2	25
2000	12-12	753	81	67	148	19-99	7-74	1-27	3	4-0	19
Totals	35-24	1793	214	165	379	54-270	23-196	1-27	6	7-2	45

MACKENSIE ALEXANDER

CB • Third Team, 2015

Year	GP-S	Plays	Hit	Ast	Tot	TFL	Sacks	Int	QP	PBU	CF-RF
2014	13-13	766	18	4	22	2-3	0-0	0-0	0	6	0-1
2015	14-13	733	27	3	30	2-8	0-0	0-0	1	6	0-0
Totals	27-26	1499	45	7	52	4-11	0-0	0-0	1	12	0-1

DWAYNE ALLEN

TE • Consensus First Team, 2011

Year	GP-GS	Rec.	Yds	Avg	TD	Rush	Yds	Avg	TD
2009	14-6	10	108	10.8	3	0	0	---	0
2010	13-13	33	373	11.3	1	0	0	---	0
2011	14-14	50	598	12.0	8	0	0	---	0
Totals	41-33	93	1079	11.6	12	0	0	---	0

OBED ARIRI

PK • First Team, 1980

Year	GP-GS	0-20	21-29	30-39	40-49	50+	Total	PATs	Pts
1977	12-11	1-1	2-2	3-3	3-6	1-8	10-20	23-24	53
1978	12-11	0-0	8-9	3-6	3-10	0-0	14-25	44-46	86
1979	12-11	2-2	4-7	6-6	4-6	0-1	16-22	14-15	62
1980	11-11	1-1	9-10	8-8	4-7	1-4	23-30	18-18	87
Totals	47-44	4-4	23-28	20-23	14-29	2-13	63-97	99-103	288

THOMAS AUSTIN

OG • Third Team, 2009

Year	GP-GS	Plays	KD
2006	8-0	117	22
2007	13-12	780	90
2008	13-13	795	98
2009	14-14	809	106
Totals	48-39	2501	316

TOM BARTON

DL • First, 1952

VIC BEASLEY

DE • Consensus First Team, 2013,14

Year	GP-GS	Snaps	Hit	Ast	Tot	TFL	Sacks	Int	QP	PBU	CF-RF
2011	9-0	16	1	1	2	0-0	0-0	0-0	0	0	0-0
2012	13-0	288	14	4	18	8-55	8-55	0-0	8	2	1-0
2013	13-13	560	36	8	44	23-135	13-98	0-0	12	6	4-1
2014	13-12	557	32	5	37	21.5-116	12-95	0-0	9	3	2-1
Totals	48-25	1421	83	18	101	52.5-306	33-248	0-0	29	11	7-2

NATHAN BENNETT

OG • Third Team, 2006

Year	GP-GS	Plays	KD
2003	13-7	599	45
2004	11-10	510	44
2005	10-8	550	74.5
2006	13-13	649	100
Totals	47-38	2308	263.5

JOE BLALOCK

E • First Team, 1940,41

Year	GP-GS	Rec.	Yds	Avg	TD	Pts	Int-Yds	Rush	Avg	C-A-I-Yds
1939	10-9	15	322	21.47	3	18	0-0	4-21	5.3	1-3-0-23
1940	9-8	10	211	21.10	4	24	1-45	15-58	3.9	1-8-0-22
1941	9-9	13	240	18.50	4	26	0-0	16-64	4.0	0-1-0-0
Totals	28-26	38	773	20.34	11	68	1-45	35-143	4.1	2-12-0-45

ROB BODINE

MG • First Team, 1991

Year	GP-GS	Plays	Hits	Ast	Tot	TFL	Sacks	PBU	CF-RF	QP
1989	12-12	420	28	32	60	7-26	2-17	1	0-0	6
1990	11-11	484	42	36	78	14-47	5.5-32	1	1-1	11
1991	12-12	560	72	36	108	27-111	7.5-62	0	2-1	11
Totals	35-35	1464	142	104	246	48-184	15-111	2	3-2	28

JOE BOSTIC

OG • First Team, 1977,78

BEN BOULWARE

LB • Second Team, 2016

Year	GP-GS	Snaps	Hit	Ast	Tot	TFL	Sacks	Int	QP	PBU	CF-RF
2013	11-0	73	13	12	25	1.5-2	0-0	1-1	0	0	0-0
2014	13-2	326	35	23	58	5-16	1-10	1-47	6	1	0-2
2015	15-15	850	95	43	138	8-38	3.5-25	2-15	23	7	3-1
2016	14-14	882	77	54	131	11.5-50	4-32	1-0	12	2	3-1
Totals	53-31	2131	220	132	352	26-106	8.5-67	5-63	41	10	6-4

Da'QUAN BOWERS

DE • Unanimous First Team, 2010

Year	G-S	Snaps	Hit	Ast	Tot	TFL	Sacks	Int	QP	PBU	CF-RF
2008	13-6	480	39	8	47	8-26	1-8	0-0	15	3	0-1
2009	12-11	475	37	21	58	11-36	3-20	0-0	12	1	1-1
2010	13-13	683	62	12	74	26-153	15.5-12	1-0	20	2	1-0
Totals	38-30	1638	138	41	179	45-215	19.5-140	1-0	47	6	2-2

TAJH BOYD

QB • First Team, 2012

Year	GP-GS	Comp	Att	Yds	Int	TD	Pct	Car	Yds	Avg	TD	Eff.
2010	7-0	33	63	329	3	4	52.4	23	33	1.4	1	107.7
2011	14-14	298	499	3828	12	33	59.7	142	218	1.5	5	141.2
2012	13-13	287	427	3896	13	36	67.2	186	514	2.8	10	165.6
2013	13-13	283	413	3851	11	34	68.5	154	400	2.6	10	168.7
Totals	47-40	901	1402	11,904	39	107	64.3	505	1165	2.3	26	155.2

ANDRE BRANCH

DE • Second Team, 2011

Year	GP-GS	Snaps	Hit	Ast	Tot	TFL	Sacks	Int	QP	PBU	CF-RF
2008	7-0	143	9	2	11	1-2	0-0	0-0	1	1	0-0
2009	14-0	337	33	13	46	8-57	2-17	0-0	7	2	0-0
2010	13-13	651	36	19	55	7.5-31	5-21	0-0	15	7	0-0
2011	14-14	755	64	21	85	17-86	10.5-75	0-0	17	1	1-1
Totals	48-27	1886	142	55	197	33.5-176	17.5-113	0-0	40	11	1-1

AUSTIN BRYANT

DE • First Team, 2017

Year	GP-GS	Snaps	Hit	Ast	Tot	TFL	Sacks	Int	QP	PBU	CF-RF
2015	13-0	219	26	9	35	2-18	1.5-17	0-0	4	1	0-0
2016	9-0	244	9	7	16	3-14	2-13	0-0	4	1	0-0
2017	14-14	677	50	8	58	15.5-56	8.5-37	1-0	12	2	2-0
2018	15-15	667	29	15	44	14.5-73	8-45	0-0	12	0	0-0
Totals	51-29	1807	114	39	153	35-161	20-112	1-0	32	4	2-0

JEFF BRYANT

DT • Second Team, 1981

Year	GP-GS	Tot	Hit	Ast	TFL	Sacks	PBU	CF-RF
1978	12-0	31	13	18	1-6	0-0	0	0-0
1979	12-0	37	22	15	0-0	0-0	0	0-0
1980	11-8	52	31	21	7-42	5-45	1	0-1
1981	12-12	92	69	23	19-74	8-61	2	2-1
Totals	47-20	212	135	77	27-122	13-106	3	2-2

JIM BUNDREN

OT • Second Team, 1997

Year	GP-GS	Plays	KD
1994	11-11	563	33
1995	12-12	650	24
1996	12-12	790	31
1997	12-12	769	43
Totals	47-47	2772	131

JERRY BUTLER

WR • First Team, 1978

Year	GP-GS	Rec.	Yds	Avg	TD	Rush	Yds	KOR	Yds
1975	5-0	1	7	7.0	0	0	0	3	46
1976	11-11	33	484	14.6	4	3	23	3	32
1977	12-12								

ALL-AMERICAN TIGER STATS

JACKSON CARMAN

OT • Second Team, 2020

Year	GP-GS	Plays
2018	13-0	209
2019	15-15	799
2020	12-12	793
Totals	40-27	1801

ROBERT CARSWELL

FS • Third Team, 2000

Year	GP-GS	Plays	Hit	Ast	Tot	TFL	Sacks	Int	QP	PBU	CF-RF
1997	12-6	405	30	21	51	2-10	0-0	0-0	0	6	1-0
1998	11-11	705	56	46	102	4-7	0-0	0-0	0	4	0-0
1999	12-12	869	89	40	129	1-2	0-0	6-72	0	3	1-1
2000	12-12	780	45	47	92	1-2	1-2	2-29	0	2	0-2
Totals	47-41	2759	220	154	374	8-21	1-2	8-101	0	15	2-3

LOU CORDILEONE

T • First Team, 1959

BENNIE CUNNINGHAM

TE • Consensus First Team, 1974 • First Team, 1975

Year	GP-GS	Rec.	Yds	Avg	TD	Rush	Yds	Avg	TD
1973	11-11	22	341	15.5	1	11	73	6.6	0
1974	11-11	24	391	16.3	7	3	4	1.3	0
1975	11-11	18	312	17.3	2	3	4	1.3	0
Totals	33-33	64	1044	16.3	10	17	81	4.8	0

JEFF DAVIS

LB • First Team, 1981

Year	GP-GS	Tot	Hit	Ast	TFL	Sacks	PBU	Int-Yd	CF-RF
1978	5-0	11	5	6	0-0	0-0	1	1-10	3-2
1979	12-12	123	63	60	6-25	0-0	5	3-17	0-0
1980	11-11	160	108	52	2-7	0-0	4	0-0	3-2
1981	12-12	175	119	56	10-37	4-27	6	0-0	4-4
Totals	40-35	469	295	174	18-69	4-27	16	4-27	10-8

BRIAN DAWKINS

SS • Second Team, 1995

Year	GP-GS	Plays	Hits	Asts	Tot	TFL	PBU	Int-Yds-TD	CF-RF	BK
1992	11-0	29	14	11	25	0-0	0	0-0-0	1-0	0
1993	12-12	740	43	23	66	3-7	10	3-13-0	2-1	1
1994	11-11	724	52	19	71	2-8	4	2-33-0	0-1	1
1995	12-12	754	60	29	89	4-22	9	6-55-1	1-2	1
Totals	46-35	2247	169	82	251	9-37	23	11-101-1	4-4	3

ANTWAN EDWARDS

DB • Third Team, 1998

Year	GP-GS	Plays	Hits	Ast	Tot	Int-Yds	PR-Yds	PBU	KOR-Yds
1995	12-0	212	23	18	41	0-0	4-57	2	2-40
1996	12-12	595	54	29	83	2-58	2-18	4	3-43
1997	11-11	694	38	14	52	4-81	0-0	15	12-280
1998	10-10	543	24	19	43	2-56	6-82	14	13-350
Totals	45-33	2044	139	80	219	8-195	12-157	35	30-713

TRAVIS ETIENNE

RB • First Team, 2018 • First Team, 2019 • First Team, 2020

Year	GP-GS	Att	Yds	Avg	TD	LG	Rec.	Yds	Avg	TD	KOR	Yds
2017	13-0	107	766	7.2	13	81	5	57	11.4	0	19	389
2018	15-15	204	1658	8.1	24	75	12	78	6.5	2	0	0
2019	15-15	207	1614	7.8	19	90	37	432	11.7	4	5	128
2020	12-12	168	914	5.4	14	72	48	588	12.3	2	8	189
Totals	55-42	686	5061	7.2	70	90	102	1155	11.3	8	32	706

JAMES FARR

OG • Third Team, 1983

Year	GP-GS	Plays	KD
1980	11-1	125	9
1981	12-12	506	32
1982	11-11	602	35
1983	11-11	654	46
Totals	45-35	1887	122

CLELIN FERRELL

DE • First Team, 2017 • Consensus First Team, 2018

Year	GP-GS	Snaps	Hit	Ast	Tot	TFL	Sacks	Int	QP	PBU	CF-RF
2016	15-15	759	34	16	50	12.5-38	6-38	0-0	24	2	0-0
2017	14-14	717	50	13	63	18-80	9.5-57	0-0	12	1	2-0
2018	15-15	691	37	16	53	19.5-82	11.5-59	0-0	15	4	3-1
Totals	44-44	2167	121	45	166	50-200	27-154	0-0	51	7	5-1

TERRENCE FLAGLER

TB • First Team, 1986

Year	GP-GS	Att	Yds	Avg	TD	LG	Rec.	Yds	Avg	TD	KOR	Yds
1982	9-0	29	120	4.0	0	14	0	0	0.0	0	4	108
1983	2-1	31	202	6.5	0	35	2	21	10.5	0	1	8
1984	10-2	75	350	4.7	5	43	8	63	7.5	2	0	0
1985	9-0	52	232	4.3	2	47	10	54	5.4	0	0	0
1986	12-10	192	1258	6.6	10	88	16	188	11.8	3	0	0
Totals	42-13	379	2162	5.7	17	88	36	326	9.1	5	5	116

JEB FLESCHE

OG • Consensus First Team, 1991

Year	GP-GS	Plays	KD
1988	12-9	512	52
1989	12-12	759	85
1990	12-12	681	53
1991	12-12	705	77
Totals	48-45	2657	267

DALTON FREEMAN

C • First Team, 2012

Year	GP-GS	Plays	KD
2009	13-9	547	44
2010	13-13	811	58
2011	14-14	1044	41
2012	13-13	959	28
Totals	53-49	3361	171

STEVE FULLER

QB • Third Team, 1978

Year	GP-GS	Comp	Att	Yds	Int	TD	Pct	Car	Yds	Avg	TD
1975	8-1	22	46	354	3	2	47.8	47	148	3.1	0
1976	11-9	58	116	835	6	5	50.0	157	503	3.2	6
1977	12-12	106	205	1655	8	8	51.7	178	437	2.5	6
1978	12-12	101	187	1515	4	7	54.0	153	649	4.2	10
Totals	43-34	287	554	4359	21	22	51.8	535	1737	3.2	22

BOBBY GAGE

TB/S • Second Team, 1948

Year	GP-GS	Comp	Att	Passing				Rushing				
				Int	Yds	TD	Pct	Eff.	Att	Yds	Avg	Int-Yds
1945	8-4	8	14	1	171	1	.571	169.0	44	214	4.9	2-33
1946	5-4	24	44	3	388	2	.545	129.9	53	250	4.7	1-10
1947	9-9	47	115	13	1002	10	.409	120.2	114	502	4.4	2-16
1948	11-10	44	105	10	887	11	.419	129.3	105	343	3.3	5-38
Totals	33-27	123	278	27	2448	24	.442	127.2	316	1309	4.1	10-97

Year	KOR-Yds	PR-Yds	Plays	Off	Y/P	TD	Pts	Punts	Yds	Avg
1945	2-43	8-64	58	385	6.6	0	0	22	779	35.4
1946	4-86	5-74	97	638	6.6	2	12	15	530	35.3
1947	10-244	14-98	229	1504	6.6	7	42	52	1950	37.5
1948	5-118	12-203	210	1230	5.9	1	7	37	1317	35.6
Totals	21-491	39-439	594	3757	6.3	10	61	126	4576	36.3

ROD GARDNER

WR • First Team, 2000

Year	GP-GS	Plays	Rec.	Yds	Avg	TD	LG	20+	Y/G	KOR-Yds
1997	12-2	259	8	101	12.6	1	41	2	8.4	0-0
1998	11-3	317	20	263	13.2	1	63	2	23.1	0-0
1999	12-10	798	80	1084	13.6	4	49	15	90.3	0-0
2000	12-11	722	58	1050	18.1	7	50	20	87.5	8-168
Totals	47-26	2096	166	2498	15.0	13	63	39	53.1	8-168

CHRIS GARDOCKI

PK • Third Team, 1989 • Second Team 1990

Year	GP-GS	0-29	30-39	40-49	+50	Tot	PAT	LK	Pts	KO	TB
1988	12-12	6-7	7-11	4-8	2-6	19-32	1-1	52	58	1	0
1989	12-12	10-10	2-5	10-13	0-1	22-29	41-41	49	107	32	9
1990	12-12	8-8	7-9	4-5	3-6	22-28	30-30	57	96	66	24
Totals	36-36	24-25	16-25	18-26	5-13	63-89	72-72				

ALL-AMERICAN TIGER STATS

DALE HATCHER

P • Second Team, 1984

Year	GP-GS	P	Yds	Avg	-20	+50	LP	HB	Net
1981	11-10	44	1908	43.4	17	13	64	1	40.5
1982	11-11	46	1871	40.7	21	8	63	1	38.8
1983	11-11	47	2051	43.6	15	10	57	0	40.9
1984	11-11	54	2361	43.7	16	13	68	0	42.4
Totals	44-43	191	8191	42.9	69	44	68	2	40.7

TEE HIGGINS

WR • Second Team, 2019

Year	GP-GS	Rec.	Yds	Avg	TD	LG	Rush	Yds	Avg	TD	KOR-Yds
2017	13-0	17	345	20.3	2	78	0	0	----	0	1-3
2018	15-15	59	936	15.9	12	64	0	0	----	0	0-0
2019	15-15	59	1167	19.8	13	65	1	36	36.0	1	0-0
Totals	43-30	135	2448	18.1	27	78	1	36	36.0	1	1-3

LEROY HILL

LB • Third Team, 2004

Year	GP-S	Plays	Hit	Ast	Tot	TFL	Sacks	Int	QP	PBU	CF-RF
2001	10-0	135	19	12	31	1-1	0-0	0-0	0	1	0-0
2002	13-0	47	16	13	29	1-1	0-0	0-0	0	0	0-1
2003	13-13	757	110	35	145	27-92	8-57	3-4	8	2	1-1
2004	11-11	677	74	32	106	19-88	8-66	0-0	7	1	0-0
Totals	47-24	1616	219	92	311	48-182	16-123	3-4	15	4	1-2

TYE HILL

CB • First Team, 2005

Year	GP-S	Plays	Hit	Ast	Tot	TFL	Sacks	Int	QP	PBU	CF-RF
2003	13-11	678	34	3	37	1-7	1-7	2-(-2)	0	7	1-0
2004	11-11	784	38	14	52	2-12	1-9	0-0	0	21	0-0
2005	12-12	717	41	13	54	5-14	1-1	3-35	0	7	1-1
Totals	36-34	2179	113	30	143	8-33	3-17	5-33	0	35	2-1

Year	GP-S	Plays	Car.	Yds	Avg	TD	LG	Rec	Yds	TD
2002	13-0	129	42	225	5.4	2	32	3	7	0

DeANDRE HOPKINS

WR • Second Team, 2012

Year	GP-GS	Rec.	Yds	Avg	TD	LG	Rush	Yds	PR	Yds	KOR-Yds
2010	12-8	52	637	12.3	4	45	0	0	2	33	2-32
2011	14-11	72	978	13.6	5	50	0	0	10	49	0-0
2012	13-13	82	1405	17.1	18	62	0	0	0	0	0-0
Totals	39-32	206	3020	14.7	27	62	0	0	12	82	2-32

GREG HUEGEL

PK • Second Team, 2015

Year	GP-GS	0-29	30-39	40-49	50+	Tot	LK	PAT	Pts
2015	15-15	7-7	14-15	6-10	0-0	27-32	47	56-61	137
2016	15-15	5-6	4-6	5-7	0-0	14-19	47	71-73	113
2017	3-3	0-0	1-1	1-3	0-0	2-4	49	14-15	20
2018	15-15	3-3	5-7	3-6	0-0	11-16	49	76-78	109
Totals	48-48	15-16	24-29	15-26	0-0	54-71	49	217-227	379

MITCH HYATT

OT • First Team, 2017 • Consensus First Team, 2018

Year	GP-GS	Plays	KD
2015	15-15	1049	37
2016	15-14	994	32.5
2017	13-13	842	30
2018	15-15	869	N/A
Totals	58-57	3754	N/A

DONALD IGWEBUIKE

PK • Third Team, 1984

Year	GP-GS	0-29	30-39	40-49	+50	FGM-A	LK	XPM-XPA	Pts
1981	12-9	2-2	6-7	1-4	1-4	10-17	52	1-1	31
1982	11-2	0-0	1-1	1-2	1-1	3-4	55	0-0	9
1983	10-0	1-1	0-0	1-1	1-3	3-5	55	1-1	10
1984	11-11	4-4	4-5	6-6	2-2	16-17	53	41-41	89
Totals	44-22	7-7	11-13	9-13	5-10	32-43	55	43-43	139

GRADY JARRETT

DT • Third Team, 2014

Year	GP-GS	Snaps	Hit	Ast	Tot	TFL	Sacks	Int	QP	PBU	CF-RF
2011	9-0	61	1	1	2	0-0	0-0	0-0	1	0	0-0
2012	13-11	512	27	22	49	8.5-25	2-16	0-0	10	1	0-1
2013	13-13	539	46	37	83	11-15	2-2	0-0	14	0	0-2
2014	13-13	530	37	36	73	10-40	1.5-11	0-0	12	0	2-1
Totals	48-37	1642	111	96	207	29.5-80	5.5-29	0-0	37	1	2-4

RALPH JENKINS

C • Second Team, 1945

JAYRON KEARSE

SS • First Team, 2015

Year	GP-GS	Plays	Hit	Ast	Tot	TFL	Sacks	Int	QP	PBU	CF-RF
2013	12-3	444	34	21	55	0.5-2	0-0	4-62	0	0	1-0
2014	13-12	698	54	13	67	5-25	3-20	2-21	1	7	0-1
2015	15-14	856	71	16	87	6.5-24	0-0	1-0	5	8	1-1
Totals	40-29	1998	159	50	209	12-51	3-20	7-83	6	15	2-2

TERRY KINARD

DB • First Team, 1981 • Unanimous First Team, 1982

Year	GP-GS	Tot	Hit	Ast	TFL	PBU	Int-Yd-LG	CF-RF	PR-Yds-Avg
1979	12-3	35	15	20	0-0	5	3-93-40	0-0	0-0-0
1980	9-9	73	36	37	0-0	7	2-0-0	2-1	12-50-4.2
1981	12-12	95	74	21	1-5	6	6-51-19	1-0	0-0-0
1982	11-11	89	62	27	1-1	12	6-3-3	1-1	0-0-0
Totals	44-35	292	187	105	2-6	30	17-147-40	4-2	12-50-4.2

LEVON KIRKLAND

OLB • Second Team, 1990 • First Team, 1991

Year	GP-GS	Plays	Hits	Ast	Tot	TFL	Sacks	PBU	CF-RF	QP	Int-Yd
1988	12-7	446	38	33	71	9-70	5.5-62	2	2-1	6	1-22
1989	12-12	463	38	39	77	9-70	6.5-64	7	2-3	16	3-47
1990	12-12	483	30	28	58	10-30	1.5-15	8	2-1	18	0-0
1991	12-12	536	47	20	67	12-55	5.5-35	6	1-2	15	0-0
Totals	48-43	1928	153	120	273	40-225	19-176	23	7-7	55	4-69

TRE LAMAR

LB • Second Team, 2018

Year	GP-GS	Plays	Hits	Ast	Tot	TFL	Sacks	PBU	CF-RF	QP	Int-Yd
2016	15-0	102	13	9	22	2.5-4	1-2	1	0-0	0	0-0
2017	10-8	331	30	22	52	5-35	4-31	1	1-1	3	0-0
2018	14-14	565	57	28	85	5.5-35	3-28	1	0-0	8	1-43
Totals	39-22	998	100	59	159	13-74	8-61	3	1-1	11	1-43

DEXTER LAWRENCE

DT • Second Team, 2017 • First Team, 2018

Year	GP-GS	Snaps	Hit	Ast	Tot	TFL	Sacks	Int	QP	PBU	CF-RF
2016	15-11	643	48	31	79	9.5-44	7-33	0-0	23	1	0-2
2017	12-12	438	22	17	39	3-18	2.5-17	0-0	5	1	1-0
2018	13-13	460	30	14	44	7.5-23	1.5-12	0-0	15	3	0-1
Totals	40-36	1541	100	62	162	20-85	11-62	0-0	43	5	1-3

TREVOR LAWRENCE

QB • First Team, 2020

Year	GP-GS	Comp	Att	Yds	Int	TD	Pct	Car	Yds	Avg	TD	Eff.
2018	15-11	259	397	3280	4	30	65.2	60	177	3.0	1	157.6
2019	15-15	268	407	3665	8	36	65.8	103	563	5.5	9	166.8
2020	10-10	231	334	3153	5	24	69.2	68	203	3.0	8	169.2
Totals	40-36	758	1138	10,098	17	90	66.6	231	943	4.1	18	164.3

SHAQ LAWSON

DE • First Team, 2015

Year	GP-GS	Snaps	Hit	Ast	Tot	TFL	Sacks	Int	QP	PBU	CF-RF
2013	13-0	337	17	18	35	10-43	4-17	0-0	9	1	0-0
2014	13-1	295	30	14	44	11-50	3.5-31	0-0	5	0	1-0
2015	15-15	722	64	24	88	25.5-123	12.5-90	0-0			

ALL-AMERICAN TIGER STATS

DeANDRE McDANIEL

S • First Team, 2009 • Third Team, 2010

Year	G-S	Snaps	Hit	Ast	Tot	TFL	Sacks	Int	QP	PBU	CF-RF	PR
2007	13-0	438	27	6	33	4-11	0-0	2-0	3	6	0-0	1-7
2008	13-8	630	54	23	77	4-23	0-0	1-1	8	6	2-1	0-0
2009	14-14	892	74	28	102	5-17	2-11	8-128	3	2	1-0	0-0
2010	13-13	790	64	20	84	5.5-17	0-0	4-33	2	6	0-0	0-0
Totals	53-35	2750	219	77	296	18.5-68	2-11	15-162	16	20	3-1	1-7

ED McDANIEL

LB • First Team, 1991

Year	GP-GS	Plays	Hits	Ast	Tot	TFL	Sacks	CF-RF	PBU	Int-Yd
1988	12-9	570	62	42	104	4-11	0-0	3-1	4	0-0
1989	12-6	363	32	30	62	3-4	0-0	1-0	5	0-0
1990	12-12	547	75	34	109	13-53	1-13	4-2	2	1-10
1991	12-11	554	72	42	114	10-22	0-0	2-1	3	0-0
Totals	48-38	2034	241	148	389	30-90	1-13	10-4	14	1-10

CHRIS McDUFFIE

OG • Second Team, 2007

Year	GP-GS	Plays	KD
2004*	10-0	128	0
2005	11-0	92	11
2006	13-5	340	50
2007	12-11	619	84
Totals	46-16	1179	145

* - played defense and had 12 tackles

BANKS McFADDEN

B • First Team, 1939

Year	GP-GS	Comp.	Att.	Int	Yds	Pct	Car.	Yds	Avg	Rec.	Yds	Avg
1937	9-0	0	2	1	0	.000	34	185	5.4	8	164	20.5
1938	9-6	10	20	0	169	.500	66	342	5.2	2	26	13.0
1939	9-8	31	70	6	581	.443	78	469	6.0	1	23	23.0
Totals	27-14	41	92	7	750	.446	178	996	5.6	11	213	19.4

Year	Plays	Off.	Y/P	TD	Pts	Int-Yds	Punts	Yds	Avg
1937	36	185	5.13	2	13	1-0	19	640	34.0
1938	86	511	5.94	5	31	1-5	29	1139	39.3
1939	148	1050	7.09	5	30	2-27	65	2828	43.5
Totals	270	1746	6.47	12	74	4-32	113	4607	40.8

JUSTIN MILLER

KR • Second Team, 2004

Year	GP-S	Plays	Hit	Ast	Tot	TFL	Sacks	Int	QP	PBU	CF-RF	KOR	PR	^TD
2002	13-8	674	43	18	61	0-0	8-50	9	2-0	13-456	0-0	1		
2003	13-13	819	45	9	54	2-7	2-30	13	1-0	17-417	8-73	1		
2004	11-11	718	46	8	54	0-0	3-14	9	0-1	20-661	26-339	3		
Totals	37-32	2211	134	35	169	2-7	13-94	31	3-1	50-1534	34-412	5		

^ - kickoff and punt returns; Note: Also played four snaps on offense in 2004.

TRAYVON MULLEN

CB • Second Team, 2018

Year	GP-S	Plays	Hit	Ast	Tot	TFL	Sacks	Int	QP	PBU	CF-RF
2016	13-0	115	9	6	15	0.5-2	0-0	0-0	1	1	0-0
2017	13-12	658	35	7	42	0-0	0-0	3-0	0	7	0-0
2018	15-14	701	32	5	37	4-22	2-15	1-46	2	4	1-0
Totals	41-26	1474	76	18	94	4.5-24	2-15	4-46	3	12	1-0

MYLES MURPHY

DE • Fourth Team, 2021

Year	GP-GS	Snaps	Hit	Ast	Tot	TFL	Sacks	Int	QP	PBU	CF-RF
2020	12-6	414	29	22	51	12-59	4-25	0-0	8	1	3-0
2021	13-10	547	23	20	43	14-55	7-38	0-0	12	2	2-0
Totals	25-16	961	52	42	94	26-114	11-63	0-0	20	3	5-0

TANNER MUSE

S • Second Team, 2019

Year	GP-GS	Plays	Hit	Ast	Tot	TFL	Sacks	Int	QP	PBU	CF-RF
2016	15-0	106	19	5	24	0-0	0-0	1-64	0	1	0-0
2017	14-9	482	37	27	64	2-6	0-0	0-0	1	4	0-1
2018	15-15	664	45	31	76	2.5-12	2-11	2-25	3	5	1-0
2019	15-15	669	51	22	73	6-22	2-16	4-13	2	5	0-0
Totals	59-39	1921	152	85	237	10.5-40	4-27	7-102	6	15	1-1

LEE NANNEY

OT • Second Team, 1981

Year	GP-GS	Plays
1978	1-0	10
1979	12-12	630
1980	11-11	645
1981	12-12	816
Totals	36-35	2101

DORIAN O'DANIEL

LB • First Team, 2017

Year	GP-GS	Snaps	Hit	Ast	Tot	TFL	Sacks	Int	QP	PBU	CF-RF
2014	12-1	87	26	5	31	1-10	1-10	0-0	0	0	1-0
2015	15-0	181	27	5	32	5.5-27	0-0	0-0	0	1	0-0
2016	15-12	479	50	10	60	10-35	2.5-15	1-1	6	1	1-0
2017	14-14	718	72	32	104	11.5-44	5-35	2-66	6	3	0-2
Totals	56-27	1465	175	52	227	28-116	8.5-60	3-67	12	5	2-2

HARRY OLSZEWSKI

OG • First Team, 1967

MICHAEL DEAN PERRY

DT • First Team, 1987

Year	GP-GS	Tot	Hits	Ast	TFL	Sacks	CF-RF	PBU
1984	11-10	75	48	27	15-63	7-37	3-0	1
1985	7-6	34	19	15	7-20	2-5	1-0	6
1986	12-5	56	31	25	15-84	9-60	0-0	5
1987	11-11	74	52	22	24-128	10-86	1-0	3
Totals	41-32	239	150	89	61-295	28-188	5-0	15

WILLIAM PERRY

DT • Third Team, 1982 • Consensus First Team, 1983 • First Team, 1984

Year	GP-GS	Tot	Hit	Ast	TFL	Sacks	CF-RF	PBU	BK
1981	12-4	48	33	15	9-50	4-44	1-2	0	0
1982	11-7	52	30	22	9-66	5-38	3-1	0	0
1983	11-4	61	38	23	15-67	6-40	2-1	1	0
1984	11-11	100	67	33	27-111	10-69	2-3	1	1
Totals	45-26	261	168	93	60-294	25-191	8-7	2	1

JOHN PHILLIPS

OG • First Team, 1986 • Second Team, 1987

Year	GP-GS	Plays	KD
1984	11-0	50	0
1985	12-8	621	42
1986	12-12	864	100
1987	12-12	795	103
Totals	47-32	2330	245

O.K. PRESSLEY

C • Third Team, 1928

STEVE REESE

OG • Second Team, 1985

Year	GP-GS	Plays	KD
1982	10-0	100	12
1983	11-7	462	30
1984	11-11	572	42
1985	12-12	850	82
Totals	44-30	1984	166

JOHNNY REMBERT

LB • Third Team, 1982

Year	GP-GS	Tot	Hit	Ast	TFL	Sacks	PBU	Int-Yds	CF
1981	12-1	22	19	3	1-5	0-0	3	2-15	0
1982	10-9	64	37	27	8-23	1-2	5	6-128	3
Totals	22-10	86	56	30	9-28	1-2	8	8-143	3

BARRY RICHARDSON

OT • First Team, 2007

Year	GP-GS	Plays	KD
2004	11-7	471	19
2005	12-12	733	47
2006	13-13	684	75
2007	13-12	890	65
Totals	49-44	2778	206

JAMES ROBINSON

DT • Second Team, 1983

Year	GP-GS	Tot	Hits	Ast	TFL	Sacks	CF-RF	PBU
1979	12-0	7	5	2	3-9	1-5	0-0	0
1980	11-5	47	33	14	5-23	2-12	0-0	2
1981	11-2	42	28	14	4-22	3-20	0-2	3
1983	11-11	83	57	26	13-20	5-43	2-2	5
Totals	45-18	179	123	56	25-74	11-80	2-4	10

STACY SEEGARS

OG • Second Team, 1992 • First Team, 1993

Year	GP-GS	Plays	KD
1990	6-0	69	

ALL-AMERICAN TIGER STATS

ANTHONY SIMMONS

ILB • Third Team, 1995 • First Team, 1996 • Consensus First Team, 1997										
Year	GP-GS	Play	Hits	Ast	Tot	TFL	Sacks	PBU		
1995	12-11	568	78	72	150	11-43	3.5-24	3		
1996	12-12	709	92	86	178	16-58	7-58	2		
1997	12-12	665	95	63	158	25-101	8-57	4		
Totals	36-35	1942	265	221	486	52-202	18.5-139	9		

ISAIAH SIMMONS

LB • Unanimous First Team, 2019											
Year	GP-GS	Plays	Hits	Ast	Tot	TFL	Sacks	PBU	CF-RF	QP	Int-Yd
2017	14-0	258	32	17	49	3-9	1-6	5	1-0	0	0-0
2018	15-14	780	74	23	97	9.5-33	1.5-2	7	3-0	2	1-27
2019	15-15	818	81	26	107	16-90	8-52	10	1-1	15	3-42
Totals	44-29	1856	187	66	253	28.5-132	10.5-60	22	5-1	17	4-69

JOHN SIMPSON

OL • Consensus First Team, 2019			
Year	GP-GS	Plays	KD
2016	9-0	160	4
2017	12-0	300	11
2018	15-15	858	N/A
2019	14-14	729	N/A
Totals	50-29	2047	N/A

JAMES SKALSKI

LB • Third Team, 2021											
Year	GP-GS	Plays	Hits	Ast	Tot	TFL	Sacks	PBU	CF-RF	QP	Int-Yd
2016	14-0	20	9	5	14	2-14	1-10	0	0-0	1	0-0
2017	14-2	174	17	20	37	2-5	0.5-2	0	0-0	2	0-0
2018	4-0	38	4	6	10	1-1	0-0	0	0-0	0	0-0
2019	15-15	699	74	31	105	7.5-47	4.5-31	4	1-1	10	0-0
2020	9-8	291	28	16	44	3.5-14	1.5-10	2	0-1	3	0-0
2021	13-13	698	60	40	100	4.5-13	2.5-9	6	0-0	14	0-0
Totals	69-38	1920	192	118	310	20.5-94	10-62	12	1-2	30	0-0

C.J. SPILLER

RB/KR • Unanimous First Team, 2009											
Year	G-S	Snaps	Car	Yds	Avg	TD	Rec	Yds	TD	PR	KOR
2006	13-1	322	129	938	7.3	10	19	210	2	11-33	13-234
2007	13-5	508	145	768	5.3	3	34	271	2	16-137	19-547
2008	12-1	359	116	629	5.4	7	34	436	3	18-189	19-516
2009	14-12	505	216	1212	5.6	12	36	503	4	8-210	23-755
Totals	52-19	1694	606	3547	5.9	32	123	1420	11	53-569	74-2052

JIM STUCKEY

DT • First Team, 1979									
Year	GP-GS	Tot	Hits	Ast	TL	Sacks	CF-RF	PBU	
1976	10-4	33	19	14	4	0	0-0	0	
1977	12-12	88	46	42	5	4	1-1	2	
1978	12-12	87	46	41	7	4	1-0	2	
1979	12-12	106	63	43	20	10	1-0	0	
Totals	46-40	314	174	140	36	18	3-1	4	

CORDREA TANKERSLEY

CB • First Team, 2016											
Year	GP-S	Plays	Hit	Ast	Tot	TFL	Sacks	Int	QP	PBU	CF-RF
2013	12-0	21	6	7	13	0.5-0	0-0	0-0	0	0	0-0
2014	13-0	137	9	2	11	0-0	0-0	0-0	0	0	0-0
2015	15-15	887	51	9	60	3.5-5	1-3	5-50	1	11	0-0
2016	15-15	861	55	10	65	6-13	0-0	4-22	0	11	0-0
Totals	55-30	1906	121	28	149	10-18	1-3	9-72	1	22	0-0

DAVE THOMPSON

OG • First Team, 1970

DAVID TREADWELL

PK • Consensus First Team, 1987											
Year	GP-GS	0-29	30-39	40-49	+50	Tot	PAT	LK	Pts		
1985	11-11	4-6	8-8	5-8	0-2	17-24	25-25	49	76		
1986	12-12	7-7	3-5	2-8	0-0	12-20	34-34	46	70		
1987	11-11	7-8	7-8	4-6	0-0	18-22	33-34	43	87		
Totals	34-34	18-21	18-21	11-22	0-2	47-66	92-93	49	233		

NOLAN TURNER

S • Second Team, 2020

Year	GP-GS	Plays	Hit	Ast	Tot	TFL	Sacks	Int	QP	PBU	CF-RF
2017	13-0	44	9	5	14	1-1	1-1	0-0	0	1	0-0
2018	15-0	391	31	13	44	2.5-6	0-0	1-24	0	3	0-0
2019	15-4	538	37	29	66	2-9	0-0	2-0	0	10	1-0
2020	12-11	564	49	17	66	6-8	0-0	3-52	0	3	0-0
2021	10-10	608	44	25	69	2-10	2-10	1-2	1	3	1-0
Totals	65-25	2145	170	89	259	13.5-34	3-11	8-78	1	20	2-0

PERRY TUTTLE

WR • First Team, 1981											
Year	GP-GS	Rec.	Yds	Avg	TD	LG	Rush	Yds	Avg	TD	KOR-Yds
1978	11-0	9	192	21.3	1	39	5	55	11.0	0	0-0
1979	12-12	36	544	15.1	4	81	2	12	6.0	0	0-0
1980	11-11	53	915	17.3	4	63	2	23	11.5	0	0-0
1981	12-12	52	883	17.0	8	80	3	21	7.0	0	12-266
Totals	46-35	150	2534	16.9	17	81	12	111	9.3	0	12-266

CARLOS WATKINS

DT • First Team, 2016											
Year	GP-GS	Snaps	Hit	Ast	Tot	TFL	Sacks	Int	QP	PBU	CF-RF
2012	9-0	113	9	7	16	1-5	0-0	0-0	3	0	0-0
2013	3-1	90	5	6	11	1.5-2	0-0	0-0	1	0	0-0
2014	11-0	135	6	7	13	2-7	0-0	0-0	4	0	0-0
2015	15-14	570	47	22	69	8-27	3.5-18	1-15	8	3	0-0
2016	15-15	758	47	35	82	13.5-65	10.5-58	0-0	13	4	0-1
Totals	53-30	1666	114	77	191	26-106	14-76	1-15	29	7	0-1

SAMMY WATKINS

WR/KR • First Team, 2011 • First Team, 2012 • First Team, 2013											
Year	GP-GS	Rec.	Yds	Avg	TD	LG	Rush	Yds	Avg	TD	KOR-Yds
2011	13-10	82	1219	14.9	12	65	32	231	7.2	0	33-826
2012	10-7	57	708	12.4	3	61	14	97	6.9	1	13-257
2013	13-12	101	1464	14.5	12	96	6	11	1.8	0	14-293
Totals	36-29	240	3391	14.1	27	96	52	339	6.5	1	60-1376

DESHAUN WATSON

QB • First Team, 2015 • Second Team, 2016														
Year	GP-GS	Comp	Att	Yds	Int	TD	Pct	Car	Yds	Avg	TD	Eff.		
2014	8-5	93	137	1466	2	14	67.9	63	200	3.2	5	188.6		
2015	15-15	333	491	4104	13	35	67.8	207	1105	5.5	12	156.3		
2016	15-15	388	579	4593	17	41	67.0	166	626	3.8	9	151.1		
Totals	38-35	814	1207	10,163	32	90	67.4	436	1931	4.4	26	157.5		

NELSON WELCH

PK • Third Team, 1992											
Year	GP-GS	0-29	30-39	40-49	50+	Tot	LK	PAT	Pts		
1991	12-12	8-10	6-8	5-6	0-3	19-27	47	31-35	88		
1992	11-11	9-10	4-7	7-9	2-2	22-28	53	23-25	89		
1993	12-12	9-11	4-5	2-8	0-0	15-24	47	17-18	62		
1994	11-11	5-6	6-8	5-8	0-0	16-22	47	14-14	62		
Totals	46-46	31-37	20-28	19-31	2-5	72-101	53	85-92	301		

JOEL WELLS

B • Third Team, 1955												
Year	GP-GS	Att	Yds	Avg	TD	Rec.	Yds	Avg	TD	PR-Yds	Int-Yds	KR-Yds
1954	10-7	74	352	4.8	3	3	34	11.3	0	2-13	1-0	2-20
1955	10-10	135	782	5.8	5	3	87	29.0	1	7-56	2-37	8-181
1956	11-11	156	678	4.3	6	4	80	20.0	0	2-16	2-6	6-140
Totals	31-28	365	1812	5.0	14	10	201	20.1	1	11-85	5-43	16-341

CHRISTIAN WILKINS

DE • First Team, 2016 • First Team, 2017 • Unanimous First Team, 2018											
Year	GP-GS	Snaps	Hit	Ast	Tot	TFL	Sacks	Int	QP	PBU	CF-RF
2015	15-1	453</									

CLEMSON RING OF HONOR MEMBERS

The Clemson Ring of Honor is the highest honor a Tiger student-athlete can receive. A recipient must first be a member of the Clemson Hall of Fame, earn at least an undergraduate degree and make a significant contribution to the heritage of Tiger athletics. Honorees will have their jersey retired. Nine members of the football program and one football team are in the Ring of Honor.

FOOTBALL RING OF HONOR MEMBERS

1981 FOOTBALL TEAM

The 1981 football team was inducted into the Clemson Ring of Honor during the fall of 2006 in conjunction with the team's 25-year anniversary celebration of winning the national title. Every player, coach, manager and administrator associated with that team is considered in the Ring of Honor within the team concept. The Tigers had a perfect 12-0 record that season, as they defeated Nebraska by a score of 22-15 in the 1982 Orange Bowl to claim the National Championship. For more information on Clemson's 1981 squad, see page 8.

JERRY BUTLER

Jerry Butler joined teammate Steve Fuller in the Clemson Ring of Honor in 1999. The two-time All-ACC player was a first-team All-American in 1978 when he and Fuller led Clemson to a No. 6 national ranking and an 11-1 record. He had at least one reception in 36 consecutive games. In 1979, Butler was the No. 5 overall NFL draft pick by Buffalo, where he played at a Pro Bowl level for seven seasons.

FRED CONE

Fred Cone, who was inducted into the Ring of Honor in 1997, was the first player in Clemson history to rush for 2,000 yards in a career. Cone played for the Tigers from 1948-50. He is eighth on the Clemson career list for rushing touchdowns (30). Cone was a starter on two undefeated Clemson teams (1948,50), one of only two players in school history to accomplish that feat.

JEFF DAVIS

Jeff Davis, captain of the 1981 national title team, joined the Ring of Honor in 1995. He was a first-team All-American in 1981 when he led the team in tackles

(175). Davis was also named ACC MVP and defensive MVP of the Orange Bowl win over Nebraska, the game that clinched the national championship for the Tigers. He was also inducted into the College Football Hall of Fame in December 2007.

DANNY FORD

Danny Ford coached Clemson to the 1981 national title at the age of 33, still the youngest coach to win one. Ford won five ACC titles and six bowl games in his 11 years as the head coach. He had a 26-10-1 record against coaches in the College Football Hall of Fame, including wins over Joe Paterno, Barry Switzer, Woody Hayes, Vince Dooley, Steve Spurrier and Tom Osborne. He finished his Tiger career with a 96-29-4 record and his 76.0 winning percentage is still among the best in ACC history. Ford was inducted into the Clemson Ring of Honor at the season-opening Georgia game of 2013 and was inducted into the College Football Hall of Fame in December 2017.

STEVE FULLER

Steve Fuller was a charter member of the Ring of Honor in 1994. He is one of three football players in Clemson history to be chosen as an All-American on the field and in the classroom in the same year. Fuller was a two-time, first-team Academic All-American and a third-team All-American in 1978. He was the first Tiger to be



FRANK HOWARD

Frank Howard was a charter member of the Ring of Honor in 1994. As head coach from 1940-69, he led Clemson to eight league championships, six bowl games and six top-25 seasons. Howard, who totaled 165 victories, was inducted into the College Football Hall of Fame in 1989.

TERRY KINARD

Terry Kinard (1979-82) was inducted into the Clemson Ring of Honor in 2001, the same year he was inducted into the College Football Hall of Fame. The safety from Sumter, S.C. was named national defensive player-of-the-year by CBS Sports during his senior season in 1982. Kinard was named to the All-Decade of the 1980's College Football team by USA Today and to the All-Century team by Sports Illustrated in 2000.

LEVON KIRKLAND

Levon Kirkland was a two-time All-American and three-time, First-Team All-ACC selection as an outside linebacker for the Tigers between 1988-91. He was a second-team All-American and a finalist for the Butkus Award on the 1990 team, which led the nation in total defense. He was also a first-team All-American in 1991. Kirkland was a second-round draft pick of the Pittsburgh Steelers and went on to an 11-year All-Pro career. He returned after his playing career to earn his Clemson degree and was inducted into the Clemson Ring of Honor in 2019.

BANKS McFADDEN

Banks McFadden was one of three charter members of the Clemson Ring of Honor in 1994. He was named the nation's most versatile athlete in 1939 when he was an All-American in football and basketball in the same calendar year, the only Tiger to accomplish that feat. He led the Tigers to their first bowl bid, a 6-3 victory over Boston College in the 1940 Cotton Bowl, and to the Southern Conference basketball title. He was the No. 4 overall pick of the 1940 NFL draft, tied for the highest in school history.

CLEMSON HALL OF FAME MEMBERS

Member	Years(s)	Inducted	Member	Years(s)	Inducted	Member	Years(s)	Inducted	Member	Years(s)	Inducted
Gaines Adams	2003-06	2012	Josh Cody*	1927-30	2017	Reuben Hamilton	1896	1981	Jess Neely*	1931-39	1979
Keith Adams	1998-00	2011	Fred Cone^	1948-50	1973	John Heisman*	1900-03	1981	Rock Norman*	1941-46	1974
Jimmy Addison	1965-67	1994	Lou Cordileone	1957-59	2016	Dick Hendley	1946,48-51	1984	Harold Olson	1957-59	2010
Ben Anderson	1970-72	1997	Walter Cox*	1935-51	1984	Tye Hill	2002-05	2017	Harry Olszewski	1965-67	1980
Obed Ariri	1976-80	1998	Bennie Cunningham	1973-75	1984	Frank Howard*^	1931-74	1973	James "Suzie" Owens	1919-21	1980
Boo Armstrong	1918-20	1978	Woodrow Dantzler	1998-01	2007	Bob Hudson	1947-51	1980	Bob Paulling	1979-83	1994
Stumpy Banks	1915-19	1975	James Davis	2005-08	2019	Bill Hudson	1954-56	1984	Michael Dean Perry	1984-87	2000
Gary Barnes	1959-61	2002	Jeff Davis	1978-81	1989	Ralph Jenkins	1943-46	1995	William Perry	1981-84	2002
Tom Barton	1949-52	1987	Brian Dawkins	1992-95	2009	Bob Jones	1927-30	1974	John Phillips	1984-87	1999
Joe Net Berry	1934-36	1981	Bill Dillard	1932-34	1991	Homer Jordan	1979-82	1993	O.K. Pressley	1926-28	1978
Joe Blalock^	1939-41	1973	Mike Eppley	1980-84	1990	Whitey Jordan*	1955,58,59,72,93	2003	Phil Prince	1944-48	1995
Rob Bodine	1989-91	2009	Terrence Flagler	1982-86	2013	Steve Kenney	1975-78	2006	Dewey Quinn	1943-46	1994
Jeff Bostic	1977-79	1997	Jeb Flesch	1988-91	2016	Terry Kinard	1979-82	1992	Jim Riggs	1983-86	2014
Joe Bostic	1975-78	1996	Mac Folger	1934-36	1975	Don King	1952-55	1992	Phil Rogers	1965-67	1989
Bubba Brown	1976-79	1999	Danny Ford*	1979-89	1999	Levon Kirkland	1988-91	2001	Wallace Roy	1923-26	1977
Lester Brown	1976-79	2007	Eddis Freeman	1943-46	1998	Fred Knoebel	1950-52	1996	Smiley Sanders	1971-74	2003
Thomas Brown	1933-37	1987	George Fritts	1939-42	1977	Bull Lightsey	1922,24,25	1976	William Schilleter	1911-14	1973
Jeff Bryant	1978-81	1996	Steve Fuller	1975-78	1985	Stacy Long	1986,88-90	2004	Randy Scott	1975-78	2004
Shad Bryant	1937-39	1979	Bobby Gage	1945-48	1976	Wayne Mass	1965-67	1993	Stacy Seegars	1990-93	2012
Brentson Buckner	1990-93	2013	Rob Gardner	1997-00	2016	Bill Mathis	1957-59	1979	Bob Sharpe	1938-40	1982
Jim Bundren	1994-97	2018	Chris Gardocki	1988-90	2001	Ray Mathews	1947-50	1978	Anthony Simmons	1995-97	2008
Charlie Bussey	1954-56	1988	Dreher Gaskin	1950-53	1994	John Maxwell	1902-04	1974	Bob Smith*	1950-69	1988
Jerry Butler	1975-78	1986	Mutt Gee	1914-17	1975	Ed McDaniel	1988-91	2015	Glenn Smith	1949-51	1982
Jackie Calvert	1948-51	1977	Frank Gillespie	1943,46-49	1977	Bill McLellan	1952,53,66-85	1993	Bill Spiers	1985-87	1998
Dwight Clark	1975-78	1988	Buddy Gore	1965-67	1986	Banks McFadden^	1937-40	1973	C.J. Spiller	2006-09	2020
Doug Cline	1957-59	1991	John Grdijan	1955-57	1983	Goat McMillan*	1928,29,37-64	1985	Jim Stuckey	1976-79	1995
			Billy Hair	1950-52	1983	Gene Moore	1946-49	1993	Charlie Timmons	1939-41	1985

* - coach, ^ - charter member; football inductees only listed; **bold** denotes 2021 inductee.

ALL-ACC SELECTIONS

CLELIN FERRELL (#99), DEXTER LAWRENCE (#90), CHRISTIAN WILKINS (#42) AND AUSTIN BRYANT (#7) WERE ALL-ACC SELECTIONS IN 2018.



Raymond Priester	TB	Sr.	1
Glenn Rountree	OG	Sr.	1
Anthony Simmons	LB	Jr.	1
Lorenzo Bromell	DE	Sr.	2
Antwan Edwards	DB	Jr.	2
Tony Horne	WR	Sr.	2
Raymond White	MG	Sr.	2
1998 Antwan Edwards	CB	Sr.	1
Rahim Abdullah	OLB	Jr.	2
Adrian Dingle	DE	Sr.	2
Corey Hulsey	OG	Jr.	2
Holland Postell	OT	Sr.	2
1999 Keith Adams	LB	So.	1
Robert Carswell	FS	Jr.	1
Rod Gardner	WR	Jr.	2
Terry Jolly	DT	Jr.	2
Dextra Polite	CB	Sr.	2
2000 Keith Adams	LB	Jr.	1
Alex Ardley	CB	Jr.	1
Robert Carswell	FS	Sr.	1
Terry Jolly	DT	Sr.	1
Kyle Young	C	Jr.	1
Travis Zachery	RB	Jr.	1
Rod Gardner	WR	Sr.	2
Will Merritt	OG	Jr.	2
2001 Woodrow Dantzier	QB	Sr.	1
Chad Carson	LB	Sr.	2
Charles Hafley	DB	Sr.	2
Will Merritt	OG	Sr.	2
Kyle Young	C	Sr.	2
2002 Nick Eason	DT	Sr.	1
Brian Mance	CB	Sr.	2
Bryant McNeal	DE	Sr.	2
Justin Miller	DB	Fr.	2
2003 Leroy Hill	LB	Jr.	1
Derrick Hamilton	WR	Jr.	2
Derrick Hamilton	KR	Jr.	2
Gregory Walker	OT	Sr.	2
Donnell Washington	DT	Jr.	2
2004 Airese Currie	WR	Sr.	1
Leroy Hill	LB	Sr.	1
Justin Miller	DB	Jr.	2
Justin Miller	KR	Jr.	2
2005 Tye Hill	CB	Sr.	1

Chansi Stuckey	WR	Jr.	1
Jad Dean	PK	Jr.	2
Roman Fry	OG	Jr.	2
Charlie Whitehurst	QB	Sr.	2
2006 Gaines Adams	DE	Sr.	1
Nathan Bennett	OG	Sr.	1
James Davis	RB	So.	1
Barry Richardson	OT	Jr.	1
Chansi Stuckey	WR	Sr.	1
Dustin Fry	C	Sr.	2
C.J. Spiller	RB	So.	2
2007 James Davis	RB	Jr.	1
Aaron Kelly	WR	Jr.	1
Chris McDuffie	OG	Sr.	1
Barry Richardson	OT	Sr.	1
Michael Hamlin	S	Jr.	2
Cullen Harper	QB	Jr.	2
2008 Michael Hamlin	S	Sr.	1
C.J. Spiller	ST	Jr.	1
Thomas Austin	OL	Jr.	2
Aaron Kelly	WR	Sr.	2
C.J. Spiller	RB	Jr.	2
2009 DeAndre McDaniel	S	Jr.	1
Michael Palmer	TE	Sr.	1
C.J. Spiller	KR	Sr.	1
Thomas Austin	OG	Sr.	2
Jacoby Ford	WR	Sr.	2
Chris Hairston	OT	Jr.	2
Ricky Sapp	DE	Sr.	2
C.J. Spiller	RB	Sr.	2
2010 Da'Quan Bowers	DE	Jr.	1
Chris Hairston	OT	Sr.	1
Jarvis Jenkins	DT	Sr.	1
DeAndre McDaniel	S	Sr.	1
Dwayne Allen	TE	So.	2
2011 Dwayne Allen	TE	Jr.	1
Tajh Boyd	QB	So.	1
Andre Branch	DE	Sr.	1
Dalton Freeman	C	Jr.	1
Sammy Watkins	WR	Fr.	1
Chandler Catanzaro	PK	So.	2
Andre Ellington	RB	Jr.	2
Brandon Thompson	DT	Sr.	2
Sammy Watkins	KR	Fr.	2

2012 Tajh Boyd	QB	Jr.	1
Andre Ellington	RB	Sr.	1
Brandon Ford	TE	Sr.	1
Dalton Freeman	C	Sr.	1
DeAndre Hopkins	WR	Jr.	1
Brandon Thomas	OT	Jr.	1
Chandler Catanzaro	PK	Jr.	2
Rashard Hall	S	Sr.	2
2013 Vic Beasley	DE	Jr.	1
Sammy Watkins	WR	Jr.	1
Tajh Boyd	QB	Sr.	2
Bashaud Breeland	CB	Jr.	2
Brandon Thomas	OT	Sr.	2
Stephone Anthony	LB	Jr.	3
Chandler Catanzaro	PK	Sr.	3
Roderick McDowell	RB	Sr.	3
Tyler Shatley	OG	Sr.	3
Spencer Shuey	LB	Sr.	3
2014 Stephone Anthony	LB	Sr.	1
Vic Beasley	DE	Sr.	1
Grady Jarrett	DT	Sr.	1
Garry Peters	CB	Sr.	2
Artavis Scott	WR	Fr.	2
Mike Williams	WR	So.	2
2015 Mackensie Alexander	CB	So.	1
Shaq Lawson	DE	Jr.	1
Eric Mac Lain	OG	Sr.	1
Artavis Scott	WR	So.	1
Ricky Sapp	DE	Jr.	2
Deshaun Watson	QB	So.	1
Ben Boulware	LB	Jr.	2
Wayne Gallman	RB	So.	2
B.J. Goodson	LB	Sr.	2
Jay Guillermo	C	Jr.	2
Greg Huegel	PK	Fr.	2
Jayron Kearsse	S	Jr.	2
Jordan Leggett	TE	Jr.	2
Tyrone Crowder	OG	So.	3
Joe Gore	OT	Sr.	3
Mitch Hyatt	OT	Fr.	3
Cordrea Tankersley	CB	Jr.	3
2016 Ben Boulware	LB	Sr.	1
Tyrone Crowder	OG	Jr.	1
Jay Guillermo	C	Sr.	1

Mitch Hyatt	OT	So.	1
Jadar Johnson	S	Sr.	1
Jordan Leggett	TE	Sr.	1
Cordrea Tankersley	CB	Sr.	1
Carlos Watkins	DT	Sr.	1
Mike Williams	WR	Jr.	1
Wayne Gallman	RB	Jr.	2
Greg Huegel	PK	So.	2
Dexter Lawrence	DT	Fr.	2
Deshaun Watson	QB	Jr.	2
Christian Wilkins	DE	So.	2
Artavis Scott	WR	Jr.	3
Van Smith	S	So.	3
2017 Tyrone Crowder	OG	Sr.	1
Justin Falcinelli	C	Jr.	1
Clelin Ferrell	DE	So.	1
Mitch Hyatt	OT	Jr.	1
Dexter Lawrence	DT	So.	1
Christian Wilkins	DL	Jr.	1
Austin Bryant	DE	Jr.	2
Dorian O'Daniel	LB	Sr.	2
Deon Cain	WR	Jr.	3
Travis Etienne	RB	Jr.	3
Taylor Hearn	OG	Jr.	3
Kendall Joseph	LB	Jr.	3
Hunter Renfrow	WR	Jr.	3
2018 Travis Etienne	RB	So.	1
Clelin Ferrell	DE	Jr.	1
Mitch Hyatt	OT	Sr.	1
Dexter Lawrence	DT	Jr.	1
Christian Wilkins	DT	Sr.	1
Tremayne Anchrum	OT	Jr.	2
Justin Falcinelli	C	Sr.	2
Tee Higgins	WR	So.	2
Tre Lamar	LB	Jr.	2
Trevor Lawrence	QB	Fr.	2
Trayvon Mullen	CB	Jr.	2
Sean Pollard	OG	Jr.	2
Austin Bryant	DE	Sr.	3
Kendall Joseph	LB	Sr.	3
Tanner Muse	S	Jr.	3
Hunter Renfrow	WR	Sr.	3
John Simpson	OG	Jr.	3
A.J. Terrell	CB	So.	3

2019 Tremayne Anchrum	OT	Sr.	1
Travis Etienne	RB	Jr.	1
Tee Higgins	WR	Jr.	1
Trevor Lawrence	QB	So.	1
Tanner Muse	S	Sr.	1
Isaiah Simmons	LB	Jr.	1
John Simpson	OG	Sr.	1
A.J. Terrell	CB	Jr.	1
Gage Cervenka	OG	Sr.	2
Tyler Davis	DT	Fr.	2
Derion Kendrick	CB	So.	2
Sean Pollard	C	Sr.	2
Jackson Carman	OT	So.	3
Nyles Pinckney	DT	Jr.	3
Xavier Thomas	DE	So.	3
K'Von Wallace	S	Sr.	3
2020 Bryan Bresee	DT	Fr.	1
Travis Etienne	RB	Sr.	1
Travis Etienne	AP	Sr.	1
Derion Kendrick	CB	Jr.	1
Trevor Lawrence	QB	Jr.	1
Amari Rodgers	WR	Sr.	1
Matt Bockhorst	OG	Jr.	2
Andrew Booth Jr.	CB	So.	2
Jackson Carman	OT	Jr.	2
James Skalski	LB	Sr.	2
Nolan Turner	S	Sr.	2
Cornell Powell	WR	Sr.	3
2021 Andrew Booth Jr.	CB	Jr.	1
Tyler Davis	DT	Jr.	1
Mario Goodrich	CB	Sr.	1
James Skalski	LB	Sr.	1
Jordan McFadden	OT	Jr.	2
Myles Murphy	DE	So.	2
B.T. Potter	PK	Sr.	2
Bryan Bresee	DT	So.	3
Andrew Mukuba	S	Fr.	3
Xavier Thomas	DE	Sr.	3

* - AP; ^ - UPI; Note: Coaches All-ACC selection in (superscripts), coaches picked an All-ACC team from 2012-16; third-team selections began in 2013; returning players in bold.

OFFENSIVE LINEMAN TRADITION



JORDAN MCFADDEN

2 Number of years **Dalton Freeman** (2011,12) and **Kyle Young** (2000,01) were finalists for the Rimington Trophy, which is given to the top center in the nation.

3 Number of consecutive years **Kyle Young** was named a First-Team Verizon Academic All-American, just the second three-time selection among offensive linemen in college football history. Young was also a two-time All-American on the field.

3 Number of First-Team All-ACC offensive linemen Clemson had in 2016 and 2017, the only two times the Tigers have had three first-team selections.

25 Number of all-conference selections by the Clemson offensive line since 2015, the most in the ACC and second most among Power Five Conference schools.

46 Jackson Carman's selection in the 2021 NFL draft, Clemson's highest-selected offensive lineman in 50 years.

3754 Number of career snaps from scrimmage for **Mitch Hyatt**, the most by a Tiger at any position in history. Hyatt won the ACC Jacobs Blocking Trophy in each of his final two seasons at Clemson.

HONORS

OUTLAND TROPHY FINALISTS

Stacy Long, OT 1990

RIMINGTON TROPHY FINALISTS

Kyle Young, C 2000,01
Dalton Freeman, C 2011,12

ALL-AMERICANS

O.K. Pressley, C 1928
Ralph Jenkins, C 1945
Wayne Mass, OT 1966
Harry Olszewski, OG 1967
Dave Thompson, OG 1970
Joe Bostic, OG 1977,78
Lee Nanney, OT 1981
James Farr, OG 1983
Steve Reese, OG 1985
John Phillips, OG 1986,87
Stacy Long, OT 1989,90
Jeb Flesch, OG 1991
Stacy Seegars, OG 1992,93
Jim Bundren, OT 1997
Kyle Young, C 2000,01
Nathan Bennett, OG 2006
Barry Richardson, OT 2007
Chris McDuffie, OG 2007
Thomas Austin, OG 2009
Dalton Freeman, C 2012
Mitch Hyatt, OT 2017,18
John Simpson, OL 2019
Jackson Carman, OT 2020

ACC JACOBS BLOCKING TROPHY

Wayne Mass, OT 1966
Harry Olszewski, OG 1967
Joe Bostic, OG 1977
Lee Nanney, OT 1981
James Farr, OG 1983
John Phillips, OG 1987
Mitch Hyatt, OT 2017,18

ALL-CONFERENCE PLAYERS

Oscar Derrick, OG 1903-05
William Schilleter, OT 1913
Mutt Gee, C 1917
L.M. Lightsey, OT 1919,20,22
R.C. Potts, OG 1919
O.K. Pressley, C 1928
Tom Brown, OT 1935
Charlie Woods, C 1937
Wayne Mass, OT 1944,45
Bill Thomas, C 1958
Ted Bunton, C 1963
Don Chuy, OG 1963
Billy Weaver, OG 1963
Johnny Boyette, OT 1965
Wayne Mass, OT 1966,67
Harry Olszewski, OG 1966,67
Joe Lhotsky, OT 1968
Dave Thompson, OG 1970
Ken Peoples, OT 1973,74
Joe Bostic, OG 1977,78
Lacy Brumley, OT 1977
Steve Kenney, OT 1978

Jeff Bostic, OG 1979
Lee Nanney, OT 1980,81
Tony Berryhill, C 1981
James Farr, OG 1983
Steve Reese, OG 1984,85
John Phillips, OG 1986,87
Jeff Nunamacher, OT 1987,88
Stacy Long, OT 1989,90
Hank Phillips, C 1989
Jeb Flesch, OG 1989-91
Eric Harmon, OG 1990
Mike Brown, C 1991
Bruce Bratton, OT 1991
Stacy Seegars, OG 1992,93
Brent LeJeune, OT 1993
Will Young, OG 1995
Dwayne Morgan, OT 1995
Jim Bundren, OT 1996,97
Glenn Rountree, OG 1996,97
Jamie Trimble, C 1996
Holland Postell, OT 1998
Corey Hulsey, OG 1998
Kyle Young, C 2000,01
Will Merritt, OG 2000,01
Akil Smith, OT 2001
Gregory Walker, OT 2003
Roman Fry, OG 2005
Nathan Bennett, OG 2006
Barry Richardson, OT 2006,07
Dustin Fry, C 2006
Chris McDuffie, OG 2007
Thomas Austin, OL 2008,09

Chris Hairston, OT 2009,10
Dalton Freeman, C 2011,12
Brandon Thomas, OT 2012,13
Tyrone Crowder, OG 2015-17
Joe Gore, OT 2015
Jay Guillermo, C 2015,16
Mitch Hyatt, OT 2015-18
Eric Mac Lain, OG 2015
Justin Falcinelli, C 2017,18
Tremayne Anchrum, OT 2018,19
Sean Pollard, OG 2018,19
John Simpson, OG 2018,19
Jackson Carman, OT 2019,20
Gage Cervenka, OL 2019
Matt Bockhorst, OG 2020
Jordan McFadden, OT 2021

ACC 50-YEAR SELECTIONS

Joe Bostic, OG 1975-78

NFL PLAYERS

Tremayne Anchrum, OL 2020,21
Thomas Austin, OG 2010-13
Isaiah Battle, OT 2015-17
Nathan Bennett, OG 2007,08
Jeff Bostic, C 1980-93
Joe Bostic, OG 1979-88
Jim Bundren, OT 1998-00
Jackson Carman, OL 2021
Don Chuy, OG 1963-69
Brian Clark, OG 1982
Chris Dolce, OG 1983

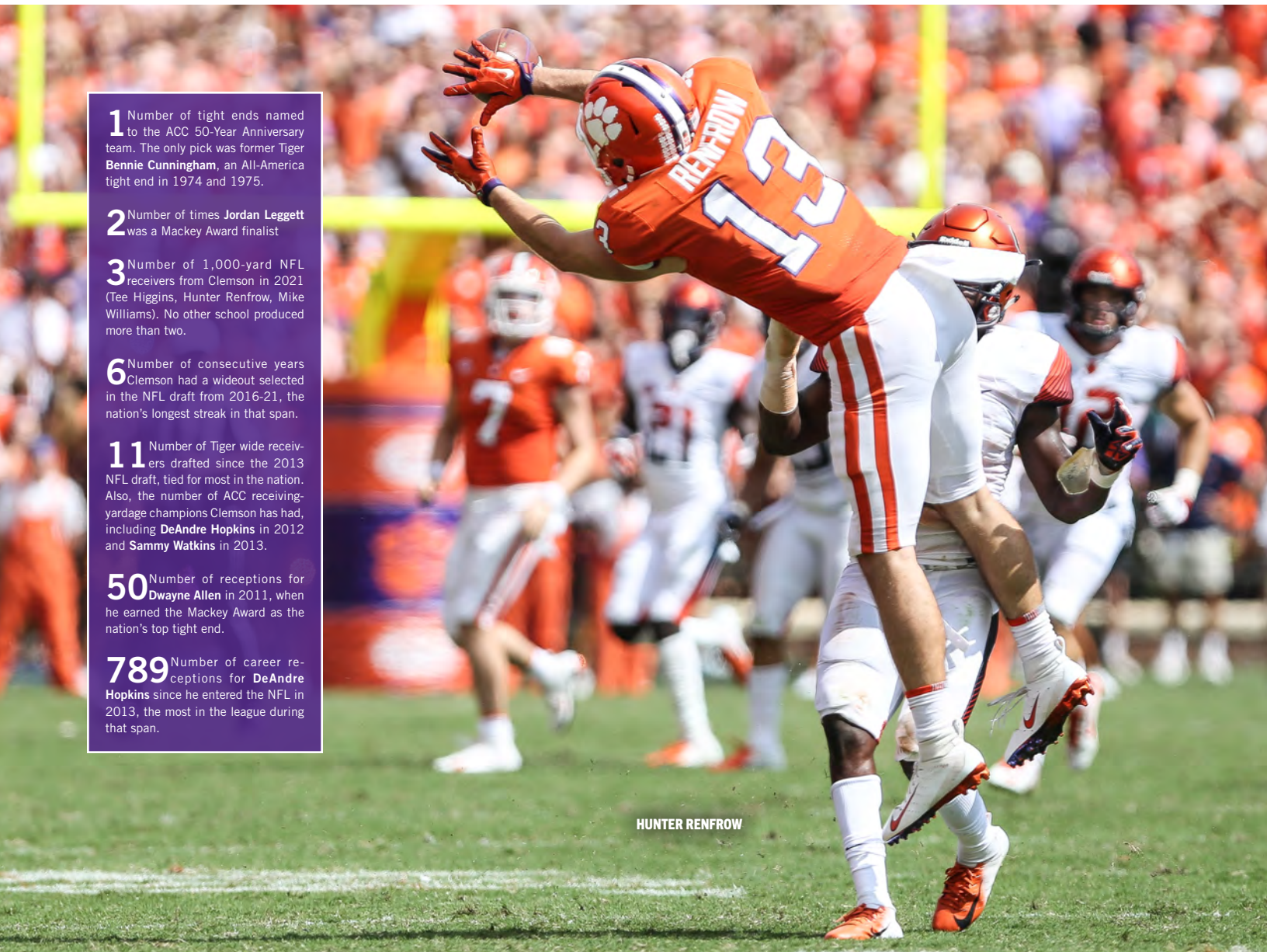
James Farr, OG 1984,85
Dalton Freeman, C 2013-16
Dustin Fry, C 2007-09
Chris Hairston, OT 2011-17
Ricky Harrell, C 1973
Taylor Hearn, OG 2018
Corey Hulsey, OG 2001,03-06
Mitch Hyatt, OT 2019-21
Ralph Jenkins, C 1947
Steve Kenney, OT 1979-86
Wayne Mass, OT 1968-72
Jim McCanless, OG 1960
Antoine McClain 2012-15
Dwayne Morgan, OT 2003
Wayne Mulligan, C 1969-75
Harold Olson, OT 1960-64
Harry Olszewski, OG 1969,70
Bob Patton, OT 1952
Ken Peoples, OG 1975
Barry Richardson, OT 2008-13
Glenn Rountree, OG 1999
Tyler Shatley, OG 2014-21
John Simpson, OG 2020,21
Brandon Thomas, OT 2014-19
Dave Thompson, OG 1971-75
Gregory Walker, OG 2004
Curtis Whitley, C 1992-97

SUPER BOWL CHAMPIONS

Tremayne Anchrum 2021
Jeff Bostic, Redskins 1982,87,91



RECEIVER TRADITION



HUNTER RENFROW

1 Number of tight ends named to the ACC 50-Year Anniversary team. The only pick was former Tiger **Bennie Cunningham**, an All-America tight end in 1974 and 1975.

2 Number of times **Jordan Leggett** was a Mackey Award finalist

3 Number of 1,000-yard NFL receivers from Clemson in 2021 (Tee Higgins, Hunter Renfrow, Mike Williams). No other school produced more than two.

6 Number of consecutive years Clemson had a wideout selected in the NFL draft from 2016-21, the nation's longest streak in that span.

11 Number of Tiger wide receivers drafted since the 2013 NFL draft, tied for most in the nation. Also, the number of ACC receiving-yardage champions Clemson has had, including **DeAndre Hopkins** in 2012 and **Sammy Watkins** in 2013.

50 Number of receptions for **Dwayne Allen** in 2011, when he earned the Mackey Award as the nation's top tight end.

789 Number of career receptions for **DeAndre Hopkins** since he entered the NFL in 2013, the most in the league during that span.

HONORS

BILETNIKOFF AWARD FINALISTS

Sammy Watkins 2013

MACKEY AWARD WINNERS

Dwayne Allen 2011

MACKEY AWARD FINALISTS

Jordan Leggett 2015,16

SPORTING NEWS NATIONAL FOTY

Sammy Watkins 2011

ALL-AMERICANS

Joe Blalock	1940,41
Bennie Cunningham	1974,75
Jerry Butler	1978
Perry Tuttle	1981
Rod Gardner	2000
Dwayne Allen	2011
Sammy Watkins	2011-13
DeAndre Hopkins	2012
Jordan Leggett	2015,16
Mike Williams	2016
Tee Higgins	2019

ALL-CONFERENCE PLAYERS

Hope Sandler 1902

Gus Goins	1938
Joe Blalock	1939-41
Chip Clark	1942
Glenn Smith	1950,51
Dreher Gaskin	1953
Scott Jackson	1954
Dalton Rivers	1956
Ray Masneri	1957,58
Gary Barnes	1959
Tommy King	1961
Charlie Waters	1969
John McMakin	1971
Bennie Cunningham	1974,75
Jerry Butler	1977,78
Perry Tuttle	1980,81
Frank Magwood	1982
K.D. Dunn	1983
Jim Riggs	1985,86
Terrance Roulhac	1984
Terry Smith	1991
Lamont Hall	1996
Tony Horne	1997
Rod Gardner	1999,00
Airese Currie	2004
Chansi Stuckey	2005,06
Aaron Kelly	2007,08
Jacoby Ford	2009

Michael Palmer	2009
Dwayne Allen	2011
Sammy Watkins	2011,13
Brandon Ford	2012
DeAndre Hopkins	2012
Artavis Scott	2014,15,16
Mike Williams	2014,16
Jordan Leggett	2015,16
Deon Cain	2017
Hunter Renfrow	2017,18
Tee Higgins	2018,19
Cornell Powell	2020
Amari Rodgers	2020

ACC 50-YEAR SELECTIONS

Jerry Butler	1975-78
Bennie Cunningham	1973-75

NFL PLAYERS

Dwayne Allen	2012-18
Gary Barnes	1961-67
Shelton Boyer	1987
Jaron Brown	2013-20
Martavis Bryant	2014,15,17,18
Jerry Butler	1979-87
Deon Cain	2018-21
Dwight Clark	1979-87

James Coley	1990,91
Bennie Cunningham	1976-85
Airese Currie	2005,06
K.D. Dunn	1985-88
Jacoby Ford	2010-13
Rod Gardner	2001-06
Tyler Grisham	2009
Lamont Hall	1999-05
Derrick Hamilton	2004,05
Tee Higgins	2020,21
DeAndre Hopkins	2013-21
Tony Horne	1998-00
Adam Humphries	2015-21
Keith Jennings	1989-97
Jordan Leggett	2017-20
Ray Mathews	1951-60
Ray-Ray McCloud	2018-21
John McMakin	1972-76
Michael Palmer	2010-14
Charone Peake	2016-19
Bob Poole	1964-67
Cornell Powell	2021
Hunter Renfrow	2019-21
Jim Riggs	1987-93
Amari Rodgers	2021
Stan Rome	1979-82
Larry Ryans	1993,96

Artavis Scott	2017-20
Chansi Stuckey	2007-10
Rendrick Taylor	2010
Doug Thomas	1991-93
Trevion Thompson	2019
Perry Tuttle	1982-88
Joey Walters	1977-87
Sammy Watkins	2014-21
Mike Williams	2017-21
Ray Williams	1987
Kevin Youngblood	2006

PRO BOWL PLAYERS

Jerry Butler	1980
Dwight Clark	1981,82
DeAndre Hopkins	2015,17-20
Hunter Renfrow	2021

SUPER BOWL CHAMPIONS

Dwayne Allen, Patriots	2018
Dwight Clark, 49ers	1981,84
Bennie Cunningham, Steelers	1977,78
K.D. Dunn, Redskins	1987
Tony Horne, Rams	1999
John McMakin, Steelers	1974
Sammy Watkins, Chiefs	2019

QUARTERBACK TRADITION

TREVOR LAWRENCE

1 Overall selection for **Trevor Lawrence** by the Jacksonville Jaguars in the 2021 NFL draft, making him the first No. 1 overall pick in Clemson football history.

2 Number of quarterbacks in FBS history to pass for at least 4,000 yards and rush for 1,000 yards in a season. In 2015, **Deshaun Watson** was the first to accomplish the feat.

2 Finishes in the 2016 and 2020 Heisman Trophy voting by **Deshaun Watson** and **Trevor Lawrence**, tied for the highest finishes in Tiger history.

4 Number of victories without a loss **Charlie Whitehurst** had as a starting quarterback against South Carolina in his career (2002-05). He is the only starting signal-caller in series history to have a 4-0 record.

20 Touchdown passes and home runs for two-sport athlete **Kyle Parker** during the 2009-10 academic year, the first NCAA Division I athlete to reach 20 of each in one season. He became Clemson's 51st all-time major league player when he played with the Colorado Rockies in 2014.

30 Number of passing touchdowns by **Trevor Lawrence** in 2018 against only four interceptions, as he became the first first-year freshman starting quarterback to lead his team to the national title since 1985.

34 Career victories by **Trevor Lawrence** as a starting quarterback, breaking the Clemson record previously held by three Tigers. His 94.4 winning percentage (34-2) was third best by a starting quarterback with at least 30 starts since Division I split in 1978.

133 **Tajh Boyd's** career touchdown responsibility total, an ACC record. He had 107 passing TDs and 26 rushing scores.



HONORS

GRIFFIN AWARD WINNERS

Deshaun Watson	2015
Trevor Lawrence	2018

HEISMAN TROPHY FINALISTS

Deshaun Watson	2015,16
Trevor Lawrence	2020

MANNING AWARD WINNERS

Deshaun Watson	2015,16
----------------	---------

MANNING AWARD FINALISTS

Tajh Boyd	2012,13
Trevor Lawrence	2018-20

MAXWELL AWARD FINALISTS

Deshaun Watson	2015
Trevor Lawrence	2020

O'BRIEN AWARD WINNERS

Deshaun Watson	2015,16
----------------	---------

O'BRIEN AWARD FINALISTS

Trevor Lawrence	2020
-----------------	------

UNITAS AWARD WINNERS

Deshaun Watson	2016
----------------	------

UNITAS AWARD FINALISTS

Trevor Lawrence	2020
-----------------	------

WALTER CAMP FINALISTS

Deshaun Watson	2015,16
Trevor Lawrence	2020

ALL-AMERICANS

Banks McFadden	1939
Steve Fuller	1978
Tajh Boyd	2012
Deshaun Watson	2015,16
Trevor Lawrence	2020

ACADEMIC ALL-AMERICANS

Charlie Bussey	1956
----------------	------

NCAA POSTGRADUATE SCHOLARSHIPS

Jimmy Bell	1964
Jimmy Addison	1968
Steve Fuller	1979

ACC PLAYERS-OF-THE-YEAR

Steve Fuller	1977,78
Tajh Boyd	2012
Deshaun Watson	2015
Trevor Lawrence	2020

ACC ROOKIES-OF-THE-YEAR

Trevor Lawrence	2018
-----------------	------

ALL-CONFERENCE PLAYERS

John Maxwell	1902,03
Goat McMillan	1929
Banks McFadden	1939

ACC 50-YEAR SELECTIONS

Steve Fuller	1975-78
--------------	---------

PROFESSIONAL PLAYERS

DeChane Cameron	1992
Woodrow Dantzler	2002,03
Steve Fuller	1979-87
Bobby Gage	1949,50
Nealson Greene	1998-05
Dick Hendley	1951
Homer Jordan	1983-85
Trevor Lawrence	2021
Banks McFadden	1940
Will Proctor	2007,08
Deshaun Watson	2017-21
Harvey White	1960
Charlie Whitehurst	2006-16

PRO BOWL PLAYERS

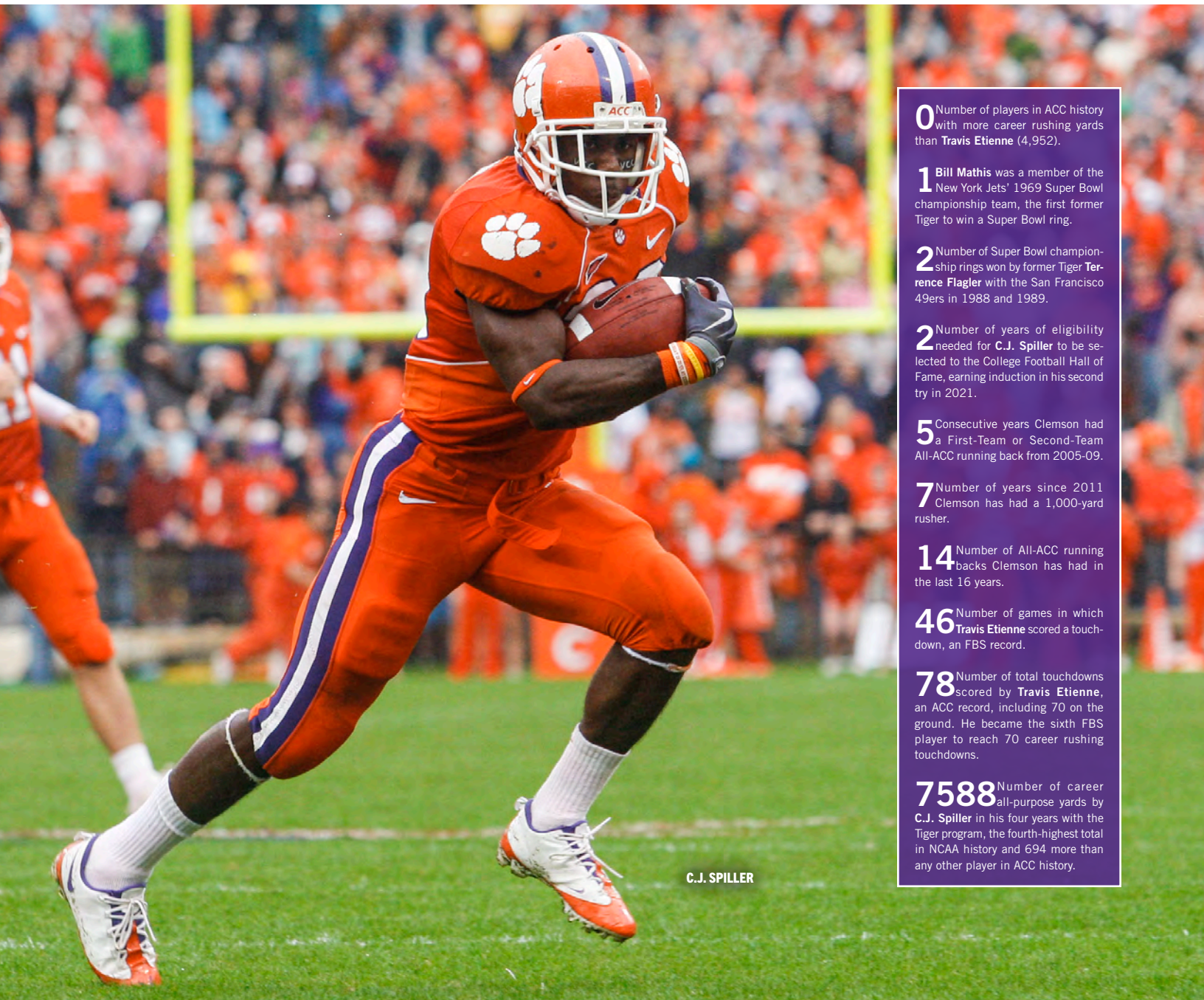
Deshaun Watson	2018-20
----------------	---------

SUPER BOWL CHAMPIONS

Steve Fuller, Bears	1985
---------------------	------



RUNNING BACK TRADITION



C.J. SPILLER

0 Number of players in ACC history with more career rushing yards than **Travis Etienne** (4,952).

1 **Bill Mathis** was a member of the New York Jets' 1969 Super Bowl championship team, the first former Tiger to win a Super Bowl ring.

2 Number of Super Bowl championship rings won by former Tiger **Terrence Flagler** with the San Francisco 49ers in 1988 and 1989.

2 Number of years of eligibility needed for **C.J. Spiller** to be selected to the College Football Hall of Fame, earning induction in his second try in 2021.

5 Consecutive years Clemson had a First-Team or Second-Team All-ACC running back from 2005-09.

7 Number of years since 2011 Clemson has had a 1,000-yard rusher.

14 Number of All-ACC running backs Clemson has had in the last 16 years.

46 Number of games in which **Travis Etienne** scored a touchdown, an FBS record.

78 Number of total touchdowns scored by **Travis Etienne**, an ACC record, including 70 on the ground. He became the sixth FBS player to reach 70 career rushing touchdowns.

7588 Number of career all-purpose yards by **C.J. Spiller** in his four years with the Tiger program, the fourth-highest total in NCAA history and 694 more than any other player in ACC history.

HONORS

DOAK WALKER FINALISTS

C.J. Spiller	2009
Travis Etienne	2018,20

HORNUNG FINALISTS

Travis Etienne	2020
----------------	------

ALL-AMERICANS

Joel Wells	1955
Terrence Flagler	1986
C.J. Spiller	2009
Travis Etienne	2018-20

ACC PLAYERS-OF-THE-YEAR

Buddy Gore	1967
C.J. Spiller	2009
Travis Etienne	2018,19

ACC ROOKIES-OF-THE-YEAR

Chuck McSwain	1979
Terry Allen	1987

Ronald Williams	1990
James Davis	2005

ALL-CONFERENCE PLAYERS

Jock Hanvey	1903
Fritz Furtick	1905
Stumpy Banks	1919
Goat McMillan	1929
Don Willis	1938
Charlie Timmons	1940,41
Ray Mathews	1949
Fred Cone	1950
Billy Hair	1951,52
Joel Wells	1955,56
Doug Cline	1959
Bill Mathis	1959
Bill McGurt	1960
Pat Crain	1963
Hugh Mauldin	1965
Buddy Gore	1967,68
Ray Yauger	1969

Lester Brown	1978
Cliff Austin	1982
Kenny Flowers	1985
Terrence Flagler	1986
Terry Allen	1987,88
Ronald Williams	1990,91
Raymond Priester	1995-97
Travis Zachery	2000
James Davis	2006,07
C.J. Spiller	2006,08,09
Andre Ellington	2011,12
Roderick McDowell	2013
Wayne Gallman	2015,16
Travis Etienne	2017-20

NFL PLAYERS

Terry Allen	1991-01
Cliff Austin	1983-87
Bob Baldwin	1966,67
Zac Brooks	2016
Ken Callicutt	1978-82

Adam Choice	2019
Fred Cone	1951-60
James Davis	2009,10
Stacey Driver	1987
Andre Ellington	2013-18
Travis Etienne	2021
Terrence Flagler	1987-91
Kenny Flowers	1987-89
Wayne Gallman	2017-21
Steve Griffin	1987
Jamie Harper	2011,12
Rudy Harris	1993-95
Tracy Johnson	1989-96
Kevin Mack	1985-93
Bill Mathis	1960-69
Jeff McCall	1983
Chuck McSwain	1983-87
Joe Pagliei	1959,60
Marion Reeves	1974-76
Marvin Sims	1980,81
C.J. Spiller	2010-17

Don Testerman	1976-80
Charlie Timmons	1946
Sid Tinsley	1945
Joel Wells	1957-61
Derrick Witherspoon	1995-97
Terry Witherspoon	2001

PRO BOWL PLAYERS

Ray Mathews	1952,53,55
Bill Mathis	1963
Kevin Mack	1985-87
Terry Allen	1996
C.J. Spiller	2012

SUPER BOWL CHAMPIONS

Terrence Flagler, 49ers	1988,89
Bill Mathis, Jets	1969

DEFENSIVE LINEMAN TRADITION



TYLER DAVIS

1 Number of Campbell Trophy winners in Clemson history. In 2018, **Christian Wilkins** became the first Tiger to receive the award known as the "Academic Heisman Trophy" before being the No. 13 overall pick in the 2019 NFL draft.

2 Number of Tiger defensive linemen to earn conference awards as freshmen in 2020, **Bryan Bresee** (ACC Defensive Rookie-of-the-Year) and **Myles Murphy** (AP ACC Co-Newcomer-of-the-Year).

3 Number of Tiger defensive linemen picked in the first round of the 2019 NFL draft, making Clemson the first school in history to produce three first-round defensive linemen in an NFL draft, excluding linemen officially chosen as outside linebackers.

5 Number of Clemson defensive linemen selected in the first round of the NFL draft since 2015, the most in the nation.

14 Number of All-America selections by Clemson defensive linemen in the last nine years, including 11 selections since 2016.

27 Number of tackles for loss by William Perry in 1984 and Rob Bodine in 1991. Both players led the nation.

HONORS

BEDNARIK AWARD FINALISTS

Vic Beasley, DE	2014
Christian Wilkins, DT	2018

CAMPBELL TROPHY WINNERS

Christian Wilkins, DT	2018
-----------------------	------

HENDRICKS AWARD WINNERS

Da'Quan Bowers, DE	2010
Clelin Ferrell, DE	2018

HENDRICKS AWARD FINALISTS

Andre Branch, DE	2011
Vic Beasley, DE	2013,14
Shaq Lawson, DE	2015
Clelin Ferrell, DE	2017

LOMBARDI AWARD FINALISTS

William Perry, MG	1984
Da'Quan Bowers, DE	2010
Vic Beasley, DE	2014
Shaq Lawson, DE	2015
Christian Wilkins, DT	2018

LOTT IMPACT TROPHY FINALISTS

Christian Wilkins, DT	2018
-----------------------	------

NAGURSKI AWARD WINNERS

Da'Quan Bowers, DE	2010
--------------------	------

NAGURSKI AWARD FINALISTS

Gaines Adams, DE	2006
Shaq Lawson, DE	2015
Christian Wilkins, DL	2016,18

OUTLAND TROPHY FINALISTS

William Perry, MG	1984
Michael Dean Perry, DT	1987
Christian Wilkins, DT	2018

SENIOR CLASS AWARD FINALISTS

Christian Wilkins, DT	2018
-----------------------	------

ALL-AMERICANS

Tom Barton, DL	1952
Lou Cordileone, DT	1959
Jim Stuckey, DT	1979
Jeff Bryant, DT	1981
William Perry, MG	1982-84
James Robinson, DT	1983
Michael Dean Perry, DT	1987
Rob Bodine, MG	1991
Gaines Adams, DE	2006
Da'Quan Bowers, DE	2010
Andre Branch, DE	2011
Vic Beasley, DE	2013,14
Grady Jarrett, DT	2014
Shaq Lawson, DE	2015
Christian Wilkins, DL	2016-18
Carlos Watkins, DT	2016
Austin Bryant, DE	2017
Clelin Ferrell, DE	2017,18
Dexter Lawrence, DT	2017,18
Myles Murphy, DE	2021

ACC PLAYERS-OF-THE-YEAR

William Perry, MG	1984
Michael Dean Perry, DT	1987

ACC DEFENSIVE PLAYERS-OF-THE-YEAR

Gaines Adams, DE	2006
Da'Quan Bowers, DE	2010
Vic Beasley, DE	2014
Clelin Ferrell, DE	2018

ALL-CONFERENCE PLAYERS

B.C. Inabinet, MG	1935
Bob Turner, DT	1945
Frank Gillespie, MG	1948
George Fritts, MG	1939-41
Clyde White, DT	1954

John Grdijan, MG	1956,57
Jim Padgett, DT	1958
Lou Cordileone, DT	1959
Harold Olson, DT	1959
John Cagle, DT	1968
Frank Wirth, DT	1972
Willie Anderson, MG	1974
Jim Stuckey, DT	1978,79
Steve Durham, DT	1979
Dan Benish, DT	1981
Jeff Bryant, DT	1981
William Perry, MG	1982-84
James Robinson, DT	1983
Steve Berlin, DT	1985
Michael Dean Perry, DT	1986,87
Tony Stephens, MG	1987
Mark Drag, MG	1988
Rich McCullough, DT	1988
Vance Hammond, DT	1989,90
Otis Moore, DT	1989
Rob Bodine, MG	1991
Chester McGlockton, DT	1991
Brenton Buckner, DT	1992,93
Marvin Cross, DT	1994
Lamarick Simpson, DT	1995
Trevor Pryce, DT	1996
Lorenzo Bromell, DT	1997
Raymond White, DT	1997
Adrian Dingle, DE	1998
Terry Jolly, DT	1999,00
Nick Eason, DT	2002
Bryant McNeal, DE	2002
Donnell Washington, DT	2003
Gaines Adams, DE	2006
Ricky Sapp, DE	2009
Da'Quan Bowers, DE	2010
Jarvis Jenkins, DT	2010
Andre Branch, DE	2011
Brandon Thompson, DT	2011
Vic Beasley, DE	2013,14
Grady Jarrett, DT	2014

Shaq Lawson, DE	2015
Carlos Watkins, DT	2015,16
Dexter Lawrence, DT	2016-18
Christian Wilkins, DL	2016-18
Austin Bryant, DE	2017,18
Clelin Ferrell, DE	2017,18
Tyler Davis, DT	2019,21
Nyles Pinckney, DT	2019
Xavier Thomas, DE	2019,21
Bryan Bresee, DT	2020,21
Myles Murphy, DE	2021

ACC 50-YEAR SELECTIONS

Michael Dean Perry, DT	1984-97
William Perry, MG	1981-84

NFL PLAYERS

Gaines Adams, DE	2007-09
Tavaris Barnes, DE	2015,16
Vic Beasley, DE	2015-20
Dan Benish, DT	1983-88
Charles Bennett, DE	2006-08
Da'Quan Bowers, DE	2011-14
Andre Branch, DT	2012-20
Lorenzo Bromell, DE	1998-04
Kourtnei Brown, DE	2014,15
Austin Bryant, DE	2019-21
Jeff Bryant, DT	1982-93
Brenton Buckner, DT	1994-05
John Cagle, DE	1969
Lou Cordileone, DT	1960-68
Corey Crawford, DE	2015
Adrian Dingle, DT	1999-04
Kevin Dodd, DE	2016,17
Steve Durham, DT	1982
Nick Eason, DT	2004-12
Clelin Ferrell, DE	2019-21
Malliciah Goodman, DE	2013-16
Bill Hudson, DT	1961-63
Bob Hudson, DT	1951-61
Albert Huggins, DT	2019-21

Clarence Inabinet, DT	1936
Grady Jarrett, DT	2015-21
Jarvis Jenkins, DT	2011-18
Dexter Lawrence, DT	2019-21
Shaq Lawson, DE	2016-21
Richard McCullough, DT	1989,90
Chester McGlockton, DT	1992-03
Bryant McNeal, DE	2003-06
Phillip Merling, DE	2008-13
William Perry, MG	1985-94
Michael Dean Perry, DT	1988-97
Robert Potts, DT	1919
Trevor Pryce, DT	1997-10
D.J. Reader, DT	2016-21
Archie Reese, DT	1978-84
Ricky Sapp, DE	2010-14
Dorell Scott, DT	2009-11
Jim Stuckey, DT	1980-87
Brandon Thompson, DT	2012-16
Khaled Vaughn, DE	2004,05
Donnell Washington, DT	2004,05
Carlos Watkins, DT	2017-21
Christian Wilkins, DT	2019-21
DeShawn Williams, DT	2015-18,20,21

PRO BOWL PLAYERS

Bill Hudson, DT	1961
Chester McGlockton, DT	1994-97
Michael Dean Perry, DT	1989-91,93,94,96
Trevor Pryce, DT	1999-02
Vic Beasley, DE	2016
Grady Jarrett, DT	2019,20

SUPER BOWL CHAMPIONS

Dan Benish, Redskins	1987
Nick Eason, Steelers	2008
William Perry, Bears	1986
Trevor Pryce, Broncos	1997,98
Archie Reese, 49ers	1981
Jim Stuckey, 49ers	1981,84



LINEBACKER TRADITION

1 Stephone Anthony led Clemson's top-ranked total defense in tackles in 2014. He was then selected in the first round of the 2015 NFL Draft by the New Orleans Saints.

2 Number of FBS players since 2013 that have recorded at least 100 tackles, 16 tackles for loss, eight sacks and multiple interceptions in a season, including **Isaiah Simmons**, who in 2019 became the first player to do so since Khalil Mack.

5 Number of ACC Championship Games played by James Skalski, making him the first player ever to play in (and win) five conference title games.

13.1 Average points per game allowed by the 2018 defense, as the linebackers helped Clemson finish first in the nation in scoring defense for the first time in school history.

42 Number of former Tiger linebackers who have made an NFL roster during the regular season.

43 Jersey number of both **Keith Adams** and **Leroy Hill**, both of whom won ACC Defensive Player-of-the-Year honors at Clemson. **Adams** won the award in the 1999 season and **Hill** took home the hardware in 2004.

160 Number of tackles by **B.J. Goodson** during the Tigers' 2015 national championship runner-up season. Goodson was first-team All-ACC and then drafted in the fourth round by the New York Giants.

2007 Year former All-American **Jeff Davis** was inducted into the College Football Hall of Fame.



ISAIAH SIMMONS

HONORS

BUTKUS AWARD WINNERS

Isaiah Simmons 2019

BUTKUS AWARD FINALISTS

Levon Kirkland 1990
Ed McDaniel 1991
Keith Adams 2000
Dorian O'Daniel 2017
Tre Lamar 2018
Isaiah Simmons 2019

NAGURSKI TROPHY FINALISTS

Isaiah Simmons 2019

NATIONAL ROOKIES-OF-THE-YEAR

Anthony Simmons 1995

ALL-AMERICANS

Jeff Davis 1981
Johnny Rembert 1982
Levon Kirkland 1990,91
Ed McDaniel 1991
Anthony Simmons 1995-97
Keith Adams 1999,00
Leroy Hill 2004
Ben Boulware 2016
Dorian O'Daniel 2017
Tre Lamar 2018

Isaiah Simmons 2019
James Skalski 2021

ACC PLAYERS-OF-THE-YEAR

Jeff Davis 1981

ACC DEFENSIVE PLAYERS-OF-THE-YEAR

Keith Adams 1999
Leroy Hill 2004
Ben Boulware 2016
Isaiah Simmons 2019

ALL-CONFERENCE PLAYERS

Vet Sittin 1903
Wyndie Wyndham 1950
Bill Hecht 1965
Butch Sursavage 1965,66
Jim Catoe 1967,68
Ronnie Ducworth 1967,68
Ivan Southerland 1969
Wayne Baker 1971
Larry Hefner 1971
Jonathan Brooks 1977,78
Randy Scott 1977,78
Bubba Brown 1978,79
Jeff Davis 1981
Andy Headen 1982
Johnny Rembert 1982

Edgar Pickett 1983
Henry Walls 1983
Terence Mack 1986

ACC 50-YEAR SELECTIONS

Jesse Hatcher 1988
Doug Brewster 1989,90
John Johnson 1989,90
Levon Kirkland 1989-91
Ed McDaniel 1990,91
Ashley Sheppard 1992
Tim Jones 1993,94
Wardell Rouse 1994
Anthony Simmons 1995-97
Rahim Abdullah 1998
Keith Adams 1999
Chad Carson 2000,01
Leroy Hill 2003,04
Stephone Anthony 2013,14
Spencer Shuey 2013
Ben Boulware 2015,16
B.J. Goodson 2015
Kendall Joseph 2017,18
Dorian O'Daniel 2017
Tre Lamar 2018
Isaiah Simmons 2019
James Skalski 2020,21

Anthony Simmons 1995-97

NFL PLAYERS

Rahim Abdullah 1999,00
Keith Adams 2001-07
Kevin Alexander 2010
Stephone Anthony 2015-19
Mike Barber 1995-99
Jonathan Brooks 1979-84
John Cagle 1968
O.J. Childress 1999,00
Vince Ciurciu 2002-09
Doug Cline 1960-66
Kavell Conner 2010-15
Billy Davis 1984
Jeff Davis 1982-87
Mike Dukes 1960-65
B.J. Goodson 2016-21
Rudy Hayes 1959-62
Andy Headen 1983-88
Larry Hefner 1972-75
Leroy Hill 2005-12
Bob Hudson 1951-61
Brandon Jamison 2005-07
John Johnson 1991-95
Levon Kirkland 1992-02
Tre Lamar 2019
John Leake 2005,06

Terence Mack 1987

Ed McDaniel 1992-01
Eldridge Milton 1987
Dorian O'Daniel 2018-21
Johnny Rembert 1983-88
Wardell Rouse 1995,96
Patrick Sapp 1996-99
Ashley Sheppard 1993-95
Anthony Simmons 1998-04
Isaiah Simmons 2020,21
Wayne Simmons 1993-98
Darnell Stephens 1995,96
Tony Steward 2015
Henry Walls 1987
Anthony Waters 2007-10
Jonathan Willard 2013
Keith Williams 1987

PRO BOWL PLAYERS

Johnny Rembert 1988,89
Levon Kirkland 1996,97
Ed McDaniel 1998

SUPER BOWL CHAMPIONS

Andy Headen, Giants 1986
Wayne Simmons, Packers 1996
Anthony Waters, Saints 2009
Dorian O'Daniel, Chiefs 2019

DEFENSIVE BACK TRADITION

1 Round in which 2021 All-Pro **A.J. Terrell** was drafted in 2020 with the No. 16 overall selection by the Falcons, Clemson's highest cornerback draft pick since 2006 All-Rookie pick **Tye Hill**.

2 Number of Super Bowls that **Byron Maxwell** played for the Seattle Seahawks, winning a title with the organization in 2013.

3 Number of players in Clemson's 2015 secondary that were named to one of the All-ACC teams: **Mackensie Alexander**, **Jayron Kearse** and **Cordrea Tankersley**. The only starter who was not an All-ACC pick was **T.J. Green**, a 2016 second-round NFL draft pick. Each of Clemson's last four secondaries since 2018 have also produced three All-ACC selections.

9 Number of Pro Bowls for **Brian Dawkins**, one of the NFL's best safeties. He has more Pro Bowl selections than any other former Tiger.

11 Number of NFL drafts in the last 14 years in which Clemson had at least one defensive back chosen.

23 Number of years in the last 27 seasons that Clemson has produced at least one All-ACC defensive back.

1997 Last year a school produced both First-Team All-ACC cornerbacks until 2021, when **Andrew Booth Jr.** and **Mario Goodrich** swept the honors.



MARIO GOODRICH

HONORS

THORPE AWARD FINALISTS

Tye Hill	2005
----------	------

ALL-AMERICANS

Bobby Gage	1948
Jackie Calvert	1950
Terry Kinard	1981,82
Donnell Woolford	1987,88
Brian Dawkins	1995
Antwan Edwards	1998
Robert Carswell	2000
Brian Mance	2002
Tye Hill	2005
DeAndre McDaniel	2009,10
Mackensie Alexander	2015
Jayron Kearse	2015
Cordrea Tankersley	2016
Trayvon Mullen	2018
Tanner Muse	2019
Nolan Turner	2020
Mario Goodrich	2021

ALL-CONFERENCE PLAYERS

Bob Bailey	1937
Shad Bryant	1939
Fred Knoebel	1951

Wayne Page	1966
Frank Liberatore	1967
Don Kelley	1970
Peanut Martin	1973
Jim Ness	1974
Steve Ryan	1977,78
Rex Varn	1979
Terry Kinard	1981,82
Rod McSwain	1983
Ronald Watson	1984
Delton Hall	1986
Donnell Woolford	1987,88
Charles Hafley	1988,89
Dexter Davis	1989,90
Robert O'Neal	1989,91,92
Brian Dawkins	1993-95
Andre Humphrey	1993
Leomont Evans	1995
Dexter McCleon	1996
Antwan Edwards	1997,98
Robert Carswell	1999,00
Charles Hafley	2001
Brian Mance	2002
Justin Miller	2002,04
Tye Hill	2005
Michael Hamlin	2007,08

DeAndre McDaniel	2009,10
Rashard Hall	2012
Bashaud Breeland	2013
Garry Peters	2014
Mackensie Alexander	2015
Jayron Kearse	2015
Cordrea Tankersley	2015,16
Jadar Johnson	2016
Trayvon Mullen	2017,18
Ronald Watson	2018,19
A.J. Terrell	2018,19
K'Von Wallace	2019
Andrew Booth Jr.	2020,21
Derion Kendrick	2020
Nolan Turner	2020
Mario Goodrich	2021
Andrew Mukuba	2021

ACC 50-YEAR SELECTIONS

Terry Kinard	1979-82
--------------	---------

NFL PLAYERS

Mackensie Alexander	2016-21
Bashaud Breeland	2014-21
Crezdon Butler	2010-16
Robert Carswell	2001,02

Chris Clemons	2009-15
Darrel Crutchfield	2001
Kenny Danforth	1987
Dexter Davis	1991-95
Ty Davis	1985-87
Brian Dawkins	1996-11
Antwan Edwards	1999-05
Leomont Evans	1996-99
Mark Fields	2019,20
Jamaal Fudge	2006-09
Marcus Gilchrist	2011-20
T.J. Green	2016-21
Delton Hall	1987-93
Michael Hamlin	2009,10
Jerome Henderson	1991-98
Tye Hill	2006-09
Jayron Kearse	2016-21
Terry Kinard	1983-90
Al Latimer	1979-84
Byron Maxwell	2011-17
Dexter McCleon	1997-06
Rod McSwain	1984-90
Jonathan Meeks	2013-16
Justin Miller	2005-09
Trayvon Mullen	2019-21
Tanner Muse	2020,21

Robert O'Neal	1993-96
Coty Sensabaugh	2012-19
Cordrea Tankersley	2017-21
A.J. Terrell	2020,21
James Trapp	1993-03
K'Von Wallace	2020,21
Charlie Waters	1970-81
Perry Williams	1987
Donnell Woolford	1989-97

PRO BOWL PLAYERS

Charlie Waters	1976-78
Terry Kinard	1988
Brian Dawkins	1999,01,02,04-06,08,09,11

SUPER BOWL CHAMPIONS

Terry Kinard, Giants	1986
Charlie Waters, Cowboys	1971,77
Dexter McCleon, Rams	1999
James Trapp, Ravens	2000
Byron Maxwell, Seahawks	2013
Bashaud Breeland, Chiefs	2019



LETTERMEN

A		
Player	VL	Year(s)
* Aaron, Jack	3	1961,62,63
Abdullah, Rahim	3	1996,97,98
* Abell, Frank	2	1931,32
Abney, Terrence	1	1992
Abrams, Jimmy	2	1966,67
Adams, Eddie	1	2008
* Adams, J.P.	3	1914,15,16
Abreu, Ed	1	1978
Adams, Dymon	1	1998
* Adams, Gaines	4	2003,04,05,06 ^{cc}
Adams, Keith	3	1998,99,00
Adams, Spencer	2	2009,10
Adams, Rod	1	1991
Addison, Jimmy	3	1965,66,67 ^{cc}
* Adkins, Gary	4	1976,77,78,79
Aiken, Martin	3	2013,14,15
Ajou, Ajou	2	2020,21
Albergotti, Toby	1	2002
Alexander, Gary	3	1973,74,75
Alexander, Kevin	4	2006,07,08,09
Alexander, Mackensie	2	2014,15
Alford, Hugh	1	1945
* Alford, J.L.	1	1916
* Aliffi, Vic	2	1961,63
* Allen, Banks	2	1906,07
Allen, Davis	3	2019-21
Allen, Dwayne	3	2009,10,11
Allen, Michael	4	1995,96,97,98
Allen, Sergio	1	2021
Allen, Terry	3	1987,88,89
Allen, Thad	4	1974,75,76,77
Alley, Kendall	3	1981,82,83
* Allison, J.W. (Switzer)	4	1917,18,19,20
Altman, Ed	2	1996,97
Ammons, Billy	3	1966,67,68 ^{cc}
Anchrum, Tremayne	4	2016,17,18,19 ^{cc}
* Anderson, Ben	3	1970,71,72
* Anderson, Jack	3	1968,69,70
* Anderson, Joe	3	1960,61,62
* Anderson, Randy	3	1985,86,87
Anderson, Sam	3	1958,59,60
Anderson, Tony	3	1970,71,72
Anderson, Willie	3	1972,73,74 ^{cc}
Andreas, Karl	3	1971,72,73
Andreo, Ron	3	1959,60,61 ^{cc}
Andrews, Daniel	4	2008,09,10,11
Ankuta, Neuf	2	1954,55
Anthony, Shaq	2	2012,13
Anthony, Stephone	4	2011,12,13,14 ^{cc}
Anthony, Vernie	2	1981,82
Ard, Wendall	2	1943,44
Ardley, Alex	3	1998,99,00
Ariri, Obed	4	1977,78,79,80
* Armstrong, F.E. (Boo)	3	1918,19,20 ^{cc}
* Armstrong, Hoyt	1	1921
Armstrong, Junior	1	1930
Armstrong, Lon	3	1959,60,61
Arrington, Vandell	3	1981,82,83
* Arthur, Gary	3	1966,67,68
* Asbill, Henry	3	1927,28,29
Ashe, Terrance	4	2007,08,09,10
Austin, Cliff	4	1978,80,81,82
Austin, Javis	2	1997,98
* Austin, P.B. (Plowboy)	2	1925,26
Austin, Thomas	4	2006,07,08,09 ^{cc}
* Avery, Wingo	3	1953,54,55 ^{cc}

B		
Player	VL	Year(s)
Baham, Curtis	3	2003,04,05
* Bailes, J.P.	3	1919,20,21
* Bailes, W.B.	1	1922
* Bailey, Bob	3	1936,37,38
Bailey, Greg	1	1987
Bailey, Matt	4	1998,99,00,01
Bailey, Rick	3	1982,83,84
Bak, Jeff	4	1985,86,87,88
Baker, Adrian	2	2014,15
Baker, Archie	3	1950,51,52
Baker, Bryan	1	2007
Baker, Carl	1	1996
* Baker, Wayne	3	1969,70,71
Baldwin, Bob	1	1964
* Baldwin, Mike	1	1974
Balles, Joe	2	1961,63
Banasiewicz, Brent	3	1995,96,98
* Banks, B.C. (Stumpy)	5	1915,16,17,18,19 ^{cc}

Banks, J.L.	1	2019
Barbary, Bill	2	1955,57
Barber, Mike	4	1991,92,93,94
Barfield, Don	3	1964,65,66
Barnes, Daniel	1	2010
Barnes, Gary	3	1959,60,61
Barnes, Tavaris	4	2011,12,13,14
Barnette, Jimmy	2	1968,69
* Barnwell, T.G.	1	1902
Barry, Durrell	4	2006,07,08,09
Barter, Lynn	2	1971,72
* Bartlet, J.H.	1	1917
Bartley, Howard	3	1996,97,98
Barton, Paul	1	1994
* Barton, Tom	3	1950,51,52
Basich, Rick	1	1980
Basileo, Derek	1	1997
* Bates, Joe A. (Warhorse)	3	1909,10,11
* Bates, J. Mc	1	1918
Batson, Ben	1	2019
Battle, Isaiah	3	2012,13,14
Bauman, Charlie	4	1977,78,79,80
Beasley, David	4	2011,12,13,14
Beasley, Gene	4	1985,86,87,88
Beasley, Kenny	1	1985
Beasley, Vic	4	2011,12,13,14
Becker, Michael	1	2021
Bell, Jimmy	3	1962,63,64 ^{cc}
Bell, Randy	1	1967
Bell, Larry	2	1969,70
Bell, Shadell	1	2017
Bell, Wayne	3	1964,65,66
Bell, William	1	1988
Bellamy, Mike	1	2011
* Bellows, C.A.	1	1900
Belton, Mitch	3	1988,89,90
Bench, Elmer	4	1994,95,96,97
Bengel, Gordy	3	1971,72,73
Benish, Dan	4	1979,80,81,82
Bennett, Charles	4	2002,03,04,05 ^{cc}
Bennett, Nathan	4	2003,04,05,06
Bentley, LaVonta	2	2020,21
Benton, Spencer	4	2009,10,11,12
Berlin, Steve	3	1983,84,85 ^{cc}
Berry, Mike	1	1989
* Berry, Joe (Net)	3	1934,35,36 ^c
Berryhill, Tony	3	1979,80,81
Bethea, Fitzhugh	1	1983
Bethea, Frank	3	1973,74,75
Bevelle, Kaleb	1	2017
Bevelle, Kelby	1	2017
Bever, Joe	1	2002
Beville, Scott	3	1988,89,90
Bianchi, Jordan	1	2015
Billie, Tramaine	4	2003,04,05,07
* Bissell, Paul L.	3	1909,10,11 ^c
* Black, Carl	3	1936,38,39 ^{cc}
* Black, Manuel	3	1934,35,36 ^{cc}
Black, Nick	3	2000,01,02
Black, Tommy	1	1961
* Black, Wendall	3	1959,60,61
Blackwelder, Tim	1	1975
Blackwell, Joe	2	1963,64
* Blain, J.M.	1	1896
* Blakeney, Rock	1	1930
* Blalock, Joe	3	1939,40,41
Blanks, Travis	3	2012,13,15 ^{cc}
Blanton, Bo	2	1979,80
* Blease, J.W.	2	1898,00
* Blessing, Jim	2	1939,40
* Blinsky, Nick	1	1993
Blunt, Rodney	4	1990,91,92,93
Bockhorst, Matt	4	2018,19,20,21 ^{cc}
Bodine, Rob	3	1989,90,91 ^{cc}
* Bodrick, Altroy	4	1998,99,00,02
Bolin, Doug	1	1991
Bollinger, Rich	1	1976
Bolubasz, John	3	1971,72,73
Booth Jr., Andrew	3	2019,20,21
Boozer, Tom	3	1972,73,74
Bosler, Bob	3	1970,71,72
Bost, Ed	3	1959,60,61
Bostic, Jeff	3	1977,78,79
Bostic, Joe	4	1975,76,77,78
Boulware, Ben	4	2013,14,15,16 ^{cc}
Bounds, David	1	1981
Bowen, Joe	2	1953,55
Bowers, Da'Quan	3	2008,09,10
Bowick, Ray	1	1958

Bowlan, Roland	2	1973,74
* Bowles, H. Julian	3	1923,24,25
* Bowles, M.G. (Monk)	3	1929,30,31
Bowman, Nick	3	1979,80,81
Boyd, Tajh	4	2010,11,12,13 ^{cc}
Boyer, Shelton	3	1983,84,85
Boyette, Johnny	3	1962,64,65 ^{cc}
* Boykin, Bolivar	1	1909
* Box, Carlon	1	1984
Bradford, Eric	2	1995,96
* Bradley, L.T. (Prep)	1	1925
* Brady, Kevin	2	1984,85
Branch, Andre	4	2008,09,10,11 ^{cc}
* Brandon, T.B.	3	1914,15,16
Brantley, Craig	3	1973,74,75
Brantley, Derrick	2	2001,02
Branton, Joey	3	1965,66,67
Bratton, Bruce	4	1988,89,90,91
Bray, Cliff	3	1976,77,78
* Breedlove, Billy	1	1956
* Breedon, Joe	1	1901
Breeland, Bashaud	3	2011,12,13
Breese, Bryan	2	2020,21
Brevard, Darrell	1	2013
Brewer, Xavier	4	2009,10,11,12 ^{cc}
Brewster, Doug	4	1987,88,89,90
Brice, Chase	2	2018,19
Brice, Jaquarius	1	2016
Brice, Michael	1	1996
Brickley, Glenn	1	1985
Briningstool, Jake	1	2021
Brisacher, Art	3	1971,72,73
Brisendine, Rod	1	1946
* Bristol, W.H.	3	1912,13,14
* Britt, Ben	3	1910,11,12 ^c
* Britt, D.C. (Toots)	2	1907,09
* Britt, S.L.	1	1910
Broadwater, Crosby	2	1986,87
Brodie, Bunny	2	1948,49
* Brock, William	2	1896,97 ^c
Bromell, Lorenzo	2	1996,97
* Brooks, Jonathan	4	1975,76,77,78
Brooks, Zac	3	2012,13,15
Broomfield, Donald	4	1995,96,97,98 ^{cc}
Brown, Beau	1	2015
Brown, Dave	1	1962
* Brown, Gary	4	1979,80,81,82
* Brown, H.W.	1	1916
Brown, Jaron	4	2009,10,11,12 ^{cc}
Brown, Jim	1	2015
Brown, Kantrell	4	2008,09,10,11
Brown, Ken	4	1980,81,83,84
Brown, Kourtnei	4	2007,08,10,11
Brown, Lester	4	1976,77,78,79
Brown, Lockie	1	1981
Brown, Marlon (Bubba)	4	1976,77,78,79 ^{cc}
Brown, Mike	3	1989,90,91
Brown, Norris	4	1989,90,91,92
Brown, Ray	4	1979,81,82,83
Brown, Ricky	3	1971,72,73
Brown, Roy	4	1980,81,82,83
* Brown, Tom I.	3	1933,34,35
Brown, Tyler	1	2020
Brown, Will	3	2019,20,21 ^{cc}
* Browne, G.H. (Skeet)	1	1913
Browning, Kyle	3	2003,04,05
Browning, Sebo	1	1984
Brumley, Lacy	4	1974,75,76,77
* Brunson, Jack	3	1948,49,50
Brunson, Lawrence	2	1984,85
* Bruorton, H.B.	3	1954,55,56
Bryant, Austin	4	2015,16,17,18
Bryant, Kelly	3	2015,16,17
* Bryant, Bill	3	1935,36,37
Bryant, Dwayne	3	1990,91,92
Bryant, Jeff	4	1978,79,80,81
* Bryant, Joe	3	1950,51,52
Bryant, Martavis	3	2011,12,13
* Bryant, Shad	3	1937,38,39
Bryant, Terry	4	1997,98,99,00
Buchholz, Mark	2	2007,08
Buckner, Brentson	4	1990,91,92,93
Buckner, Mike	3	1971,72,73 ^{cc}
Buford, William	1	1992
Bukowsky, Dick	3	1969,70,71
Bullard, Wilbur	1	1983
Bulman, Matt	1	1994
Bundren, Jim	4	1994,95,96,97
Bunton, Donnie	3	1955,56,57

Bunton, Ted	3	1962,63,64 ^c
Burbick, Bruce	1	1967
Burgess, Robert	2	1973,74
Burgner, Grady	3	1967,68,69
Burley, Rion	1	1993
* Burnett, George	3	1966,67,68
Burnette, Derek	2	1992,93
Burnette, Kevin	1	2003
Burrell, T.J.	2	2013,14
* Burton, C.C.	2	1921,22
Burton, Dave	1	1965
Burton, Richard	1	1984
* Buscher, L.E.	2	1934,36
Bush, Jack	3	1955,56,57
Bush, Jovon	4	1998,99,00,01
* Bussey, Charlie	3	1954,55,56 ^c
Bussie, Arthur	2	1990,91
Bustle, Ricky	3	1974,75,76
Butcher, Brian	3	1980,81,82
* Butler, Butch	4	1941,42,43,45
Butler, Crezdon	4	2006,07,08,09
Butler, Jerry	3	1976,77,78
Butler, Matt	4	1995,96,97,98
Butler, Richard	3	1982,83,84
Buttermore, Curt	3	1972,73,74
Butz, Sam	1	1945
* Byers, Monty	1	1942
Byers, Roderick	4	2012,13,14,15
* Byrd, Gary	3	1950,51,52
* Byrd, Gary	4	1999,00,01,02

C		
Player	VL	Year(s)
* Cagle, Bully	3	1940,41,42
Cagle, John	3	1966,67,68
Cagle, Mavis	4	1944,45,46,47
Cain, Deon	3	2015,16,17
Cain, Harold	3	1974,75,76
Cain, Jack	3	1978,79,80
Cain, Sammy	3	1967,68,69
Caldwell, Charlie	2	1969,70
Caldwell, Mark	1	1980
Calhoun, Darren	4	1990,91,92,93
Callahan, Sonny	1	1971
Callicut, Ken	4	1973,74,75,77
Calvert, Forrest	2	1950,53
* Calvert, Jackie	3	1948,49,50
* Calvert, Jim	2	1949,50
Cameron, DeChane	3	1989,90,91 ^{cc}
* Camp, Bill	1	1904
Campbell, Blake	1	1988
Campbell, Jeremy	4	2006,07,08,09
Candler, Steedley	1	1967
* Cann, George	2	1920,21
Cannon, Brandon	3	2003,05,06
* Cannon, C.L.	1	1907
* Cannon, W.M.	1	1915
Capelhart, DeMonte	1	2021
Caplan, Stu	2	1964,65
Capote, Christian	3	2005,06,07
Caputo, Paul	3	1990,91,92
Carey, Chris	1	2006
Carman, Jackson	3	2018,19,20
Carothers, Rocky	3	1948,49,50
Carr, Brian	1	2003
Carr, Michael	1	1989
Carson, Chad	4	1998,99,00 ^{cc} ,01 ^{cc}
* Carson, Gene	2	1948,49
* Carson, Jules L. (Doc)	4	1910,11,12,13
Carson, Lynn	2	1973,75
Carswell, Robert	4	1997,98,99,00
Carter, Andre	4	1993,94,95,96
Carter, Barrett	1	2021
* Carter, Bert	1	1906
Carter, Henry	4	1984,86,87,88
Carter, Oscar	2	1969,70
Carter, Ryan	4	2014,15,16,17 ^{cc}
Case, Johnny	3	1961,62,63
Cassady, Sonny	3	1968,69,70
Cassidy, Richard	1	1992
Catanzaro, Chandler	4	2010,11,12,13
* Cathcart, Joe	1	1933
Catloe, Jimmy	3	1966,67,68 ^c
Cauble, Charlie	1	1969
* Caughtman, F. Porter	1	1907

LETTERMEN

Chambers, Sadat	4	2006,07,08,09
Chancellor, Chris	4	2006,07,08,09 ^{cc}
Chancellor, Demerick	1	2006
* Chandler, Tommy	1	1949
Chappelle, Glenn	1	1984
Chappell, Henry	1	1943
Chappell, James	3	1995,96,97
Charleston, Joseph	3	2019,20,21
Charpia, Bo	1	2001
Charpia, Ryan	2	2003,04
Charpia, Rusty	3	1986,87,88
* Charleston, Pat	3	1983,84,85
Chase, T.J.	3	2017,18,19
Chason, Cole	4	2003,04,05,06
Chatlin, Rabbit	3	1957,58,59
Chavis, Miguel	4	2007,08,09,10
Chavous, Raymond	4	1985,86,87,88
Chatham, Andy	3	1982,83,84
Cheek, Randy	2	1980,81
Chester, Jermyn	3	2000,01,02
Childers, Stan	1	1971
Childers, Tim	3	1981,82,83
Childers, Tracy	2	1962,63 ^c
Childers, Wilson	3	1965,66,67
Childress, Gary	4	1997,98,99,00
* Childress, John	3	1948,49,50
Childress, O.J.	4	1995,96,97,98
* Chipley, Bill	2	1940,41
Choice, Adam	4	2014,16,17,18 ^{cc}
* Chovan, Phil	1	1938
* Chreitzberg, C.K.	1	1898
* Chreitzberg, A.M.	1	1896
Christian, Quandon	4	2010,11,12,13 ^{cc}
* Chuy, Don	2	1961,62
Ciniero, Geoff	2	1985,86
Ciurciu, Vince	2	1988,89
Clamp, John	1	1991
* Clanton, Ray	4	1945,46,47,48
* Clardy, Warren	1	1904
Clark, Brian	3	1979,80,81
* Clark, Chip	3	1942,45,46 ^c
Clark, Donnell	4	2003,04,05,06
* Clark, Dwight	4	1975,76,77,78
* Clark, W.C.	2	1906,07
Clay, Antonio	3	2005,06,07
Clayton, David	1	1984
Clear, Brandon	3	2008,09,10
Clear, Byron	2	2008,09
Clemons, Chris	4	2005,06,07,08
Cleveland, Olin	2	1945,46
Clifford, Chris	2	1975,76
Clifford, Mark	1	1979
* Cline, Doug	3	1957,58,59
Cloy, Mason	4	2008,09,10,11
Cobb, Joe	1	1989
Cobb, Maret	3	1972,73,74
* Cochran, J.T. (Boots)	3	1908,09,10
Cockerill, William	1	2015
Cockfield, Barry	1	1966
Coffey, Bob	2	1974,75
* Cogburn, H.L.	1	1903
* Colbert, W.C. (Pinky)	3	1919,20,21
Coleman, Bob	3	1959,60,61
* Coleman, Dan	3	1937,38,40
Coleman, Duane	4	2003,04,05,06
Coleman, Eric	4	2001,02,03,04 ^{cc}
* Coleman, Jim	3	1954,55,56
* Coles, Marion (Pony)	3	1910,11,12
* Coles, Stick	3	1906,07,08 ^c
Coley, James	4	1985,86,87,88
Collins, Beaux	1	2021
Collins, Dacari	1	2021
Collins, Jason	3	1994,95,97
* Collins, Joe	1	1928
Collins, Michael	2	2003,04
Compton, Gary	2	1958,59
* Cone, Fred	3	1948,49,50 ^c
* Connelly, Bill	2	1909,10
Conner, Kavell	4	2006,07,08,09 ^{cc}
* Cook, Pete	3	1950,51,52
* Cooper, Gary	4	1986,87,88,89
Cooper, Jay	3	1964,65,66
Cooper, Richard	2	1963,64
Cooper, Sam	4	2011,12,13,14 ^{cc}
Cooper, Scotty	3	2007,08,09
Cooper, Zerrick	1	2017
Cordileone, Lou	3	1957,58,59
* Cornell, Mike	3	1973,74,75
Costa, Drew	1	2017

Cote, Kyle	3	2016,17,18
Cote, Peter	2	2019,20
Coursey, Tom	1	1949
* Cox, Carol	4	1945,47,48,49
* Cox, Cary	2	1946,47 ^c
Cox, Ed	1	1949
* Cox, Jack	2	1948,49
* Cox, M.E.	2	1914,15
* Cox Jr., Walter	2	1938,39
Cox, Walter III	3	1961,62,63
* Cox, Wyatt	2	1957,58
* Craig, Arthur	3	1965,55,67
Craig, Bob	3	1966,68,69
Craig, Joe	1	2011
* Craig, Johnson	2	1931,32
* Craig, Marion (Hawk)	3	1940,41,42 ^{cc}
Crain, Pat	3	1962,63,64
Crain, Willis	1	1954
Crawford, Barclay	3	1950,51,52
Crawford, Corey	4	2011,12,13,14
Crawford, Craig	2	1983,84
Crawford, Eddie	1	1974
Creed, Steve	1	2003
* Crite, Brendon	3	1980,81,82
Crolley, Ronnie	3	1959,60,61
Crooks, Kenya	3	1994,95,96
Cropp, Willie	2	1966,68
Crosby, Roscoe	1	2001
Cross, Marvin	3	1992,93,94
* Crout, Sammy	2	1958,59
Crowder, Tyrone	4	2014,15,16,17 ^{cc}
* Croxton, Bill	3	1933,34,35
Cruce, Jeff	2	1983,84
Crutchfield, Darrel	4	1997,98,99,00
* Cumbie, Alton	2	1944,45
Cumbie, Jamie	3	2006,07,09
* Cunningham, Bennie	3	1973,74,75 ^{cc}
Cunningham, James	1	1975
* Cummings, Pony	3	1932,33,34
Currie, Airese	4	2001,02,03,04 ^{cc}
Currie, Rudy	3	1995,96,97
Curry, Carlos	4	1992,93,94,95
Curtis, Ralph	1	1946
Curtis, Rodney	1	1985
* Cuttino, H.B. (Hop)	2	1925,26
Cyrgalis, Pat	1	1999

D

Player	VL	Year(s)
Daigneault, Doug	2	1958,59
* Dailey, B.T.	1	1915
Daniel, Ralph	3	1969,70,71
Danforth, Kenny	3	1983,84,85
Dantzler, Ellis	3	1963,64,65
Dantzler, Woodrow	4	1998,99,00,01 ^{cc}
Davidson, C.J.	3	2013,14,15
* Davidson, L.S.	2	1925,26
Davis, Billy	4	1980,81,82,83
Davis, Chip	4	1986,87,88,89
Davis, Cortez	1	2012
Davis, David	4	1988,89,90,91
Davis, Dexter	3	1988,89,90
* Davis, Footsie	3	1930,31,32
Davis II, Fred	2	2020,21
* Davis, Guy	3	1926,27,28
Davis, Hal	3	1962,63,64
Davis, Heide	3	1970,71,72
Davis, J.D.	4	2015,16,17,18
Davis, James	4	2005,06,07,08 ^{cc}
Davis, Jason	4	1990,91,92,93
Davis, Jeff	4	1978,79,80,81 ^{cc}
Davis, Jerry	2	1972,73
Davis, Jud	4	1944,45,47,48
Davis, Judah	4	2015,16,17,18
Davis, Kalon	4	2011,12,13,14
Davis, Orlando	1	1995
* Davis, St. Clair	1	1928
Davis, Ty	3	1982,83,84
Davis, Tyler	3	2019,20,21
Davison, Kyle	1	2008
Dawkins, Brian	4	1992,93,94,95
Dawkins Jr., Brian	1	2019
Dawson, Eric	1	1985
Day, Dean	1	1981
Dean, Jad	4	2003,04,05,06
* Deahardt, Luke	4	1946,47,48,49
Deahardt Jr., Luke	1	1971
DeBardelaben, Bob	2	1958,59
DeBeer, Tim	4	2003,04,05,06

Decock, Bruce	3	1971,72,73
* DeCosta, E.J. (Beef)	2	1901,02
* Deitz, Frank	2	1939,40
Deluili, Frank	4	1985,86,87,88
* DeLoach, Billy	1	1949
Delusme, Ronny	3	2001,02,03
Demaras, Steven	1	2011
Demery, Pete	1	1981
Demps, Reggie	2	1989,90
DePew, Bill	2	1968,69
DePrimio, Nick	1	2003
* Derrick, Oscar	3	1903,05 ^c ,06
Derriso, Steve	4	1990,91,92,93
DeSimone, Dick	3	1954,56,57
DeStefano, Patrick	1	2013
DeSue, Tony	4	1993,94,95,96
Devane, William	4	1980,81,82,83
Dial, Alex	1	1992
* Dickson, Laury	1	1905
Dieckmann, Phillip	1	2004
Diehl, Chad	4	2008,09,10,11 ^{cc}
Diggs, Bubba	4	1978,79,81,82
* Dillard, Bill	3	1932,33,34
DiMucci, Dan	3	1949,50,51
Dingle, Adrian	4	1995,96,97,98
Diomande, Andrew	1	2006
Dixon, Bruce	1	1989
Dixon, Lyn-J	3	2018,19,20
Dixon, Terrance	1	1992
Dodd, Kevin	3	2012,14,15
Dolce, Chris	2	1978,79
Donaldson, Richard	3	1982,83,84
Donnelly, Carson	3	2019,20,21
Dorn, Jim	3	1969,70,71
* Dotterer, E.G. (Gilly)	2	1922,23
Dothrow, Fudge	1	1962
* Douthit, Claude (Pug)	4	1898,99,00,01 ^c
Downer, Cole	2	2004,05
Downs, Anthony	2	1994,95
* Dozier, Ted	3	1931,32,33
* Drag, Mark	4	1985,86,87,88
Driver, Stacey	4	1982,83,84,85
* Duckett, Graves	1	1916
* Duckworth, Joe	3	1898,99,00
Ducworth, C.H.	1	1974
Ducworth, George	3	1968,69,70
Ducworth, Ronnie	3	1966,67,68 ^{cc}
Ducworth, Thomas	1	1973
Dukes, Marion	4	2003,04,05,06
Dukes, Michel	2	2019,20
* Dukes, Mike	3	1956,57,58
Duley, Tom	1	1965
Dumas, Charlie	3	1962,63,64
Duncan, John	1	1984
Dunhan, David	4	2002,03,04,05
* Dunlap, Tom	2	1919,20
Dunn, Adrien	3	2014,15,16
Dunn, K.D.	4	1981,82,83,84
Dunnican, Kelton	3	1994,95,96
* Durham, Steve	4	1977,78,79,80
* Dye, Tyshon	3	2014,15,16
Dye, Xavier	4	2007,08,09,10
Dyer, Clint	3	1945,46,48
* Dyess, Jimmie	1	1929

E

Player	VL	Year(s)
Earle, James	4	1984,85,86,87
* Earle, J.C.	1	1900
Early, John	1	2008
Eason, Nick	4	1999,00,01,02 ^{cc}
Easton, Lance	2	1991,92
Eaves, Robin	1	1990
Eberhart, Terry	1	1958
Eddis, Nick	1	2021
Edwards, Antwan	4	1995,96,97,98
Edwards, Jacob	2	2019,21
Edwards, James	2	2019,21
Edmond, Marcus	3	2015,16,17
* Eidson, Wesley	2	1967,68
Eley, Thomas	1	1975
Ellenburg, Charlie	2	1966,67
Ellington, Andre	4	2009,10,11,12 ^{cc}
Elliott, Tony	4	2000,01,02,03 ^{cc}
Ellis, David	2	1999,00
Ellis, Joe	3	1981,83,84
Ellis, Wesley	3	1996,97,98
* Ellison, Gill	2	1904,05
Elvington, B.B.	3	1968,69,70 ^{cc}

* Emanuel, Emmett	3	1920,21,22 ^c
* Emerson, Jack	1	1947
Engel, Karl	1	1962
English, Tom	1	1968
Ennis, Sage	1	2021
Enzor, Scott	2	1985,86
Eppes, Roy	2	1976,77
Eppley, Mike	3	1982,83,84 ^{cc}
* Epps, M.H. (Pepper)	1	1910
Esgro, Greg	1	1984
* Eskew, Henry	3	1925,26,27 ^c
Estes, David	2	2015,16
Ethridge, Brooks	1	1970
Ethridge, Don	3	1969,70,71
Etienne, Travis	4	2017,18,19,20
Etta-Tawo, Etta	1	2006
Evans, Charlie	1	1962
Evans, David	3	1997,98,99
Evans, Leomont	4	1992,93,94,95
Eyler, Rick	2	1968,70
* Ezell, J.F. (Sam)	2	1909,10
* Ezell, R.B. (Doc)	1	1912

F

Player	VL	Year(s)
Fabers, Leon	2	1972,73
Facciolo, Mike	3	1964,65,66 ^c
Faerber, Nelson	3	2006,07,08
Faigenbaum, Phillip	4	2010,11,12,13
Falcinelli, Justin	4	2015,16,17,18
Farnham, Dave	3	1969,70,71
Farr, James	4	1980,81,82,83 ^{cc}
Feaster, Rodney	4	1999,00,01,02
Feaster, Tavien	3	2016,17,18
Fellers, Mark	3	1972,73,74 ^{cc}
* Fellers, Stan	3	1932,33,34
Ferrell, Clelin	3	2016,17,18 ^{cc}
Few, Bill	3	1955,56,57
* Fewell, J.A. (Jake)	2	1924,25
Fewster, Butch	3	1990,91,92
Fields, Mark	4	2015,16,17,18
Fields, Stacy	4	1987,88,89,90 ^{cc}
* Finkley, Gary	3	1923,24,25 ^c
* Finley, States Right Gist	2	1916,17
Fisher, Brad	3	1979,80,81
Fitzpatrick, Pat	1	1978
Flagler, Terrence	4	1982,84,85,86 ^{cc}
* Flathman, Gene	1	1936
* Fleming, F	2	1907,08
* Fleming, J.M. (Fatty)	1	1925
* Fleming, Vic	2	1930,31
* Fleming, W.H.	2	1929,30
Flesch, Jeb	4	1988,89,90,91
Fletcher, Rodney	2	1988,89
Flowers, Bradley	1	2007
Flowers, Kenny	4	1983,84,85,86
* Floyd, George	2	1939,40
* Floyd, Joe	1	1993
Fogle, Lou	3	1961,62,63
* Folger, Mac	3	1934,35,36
Forbush, Matt	1	2005
Forbush, Wes	1	2013
Ford, Andy	4	1993,94,95,96
Ford, Brandon	4	2009,10,11,12
Ford, Jacoby	4	2006,07,08,09
Ford, Peter	4	1993,94,95,96
* Fordham, Angus	2	1930,31 ^c
Forney, Warren	4	1991,92,94,95
Foster, Jon	1	1988
Foster, Justin	4	2017,18,19,21
* Forsythe, J.A. (PeeWee)	3	1901,02,03
* Forsythe, W.C.	4	1898,99,00,01
Fortner, Jeff	2	1991,92
Fountain, Maurice	4	2001,02,03,04
Fox, Angelo	2	1987,88
Fox, DoMarco	4	1996,97,98,99
Francis, Touré	3	2000,01,03
Franklin, Chris	2	1993,94
* Franklin, Harry	2	1941,42
Freeman, Dalton	4	2009,10,11,12 ^{cc}
* Freeman, Eddis	4	1943,44,45,46
* Frew, W.L. (Red)	1	1918
Frierson, Bob	1	1982
* Fritts, George	3	1939,40,41
Fruhorg		

LETTERMEN

Fuller, Steve	4	1975,76,77 ^{cc} ,78 ^{cc}
Fulmer, John	3	1967,68,69
Fulmer, Zach	1	2013
Funderburk, Mike	1	1968
Furr, Stephen	3	2002,04,05
*Furtick, Fritz	4	1903,04,05,06 ^c

G

Player	VL	Year(s)
Gabriel, Elsmore	2	2006,07
Gaddis, C.J.	3	2004,05,06
*Gage, Bobby	4	1945,46,47,48
Gaillard, Jerry	4	1978,79,80,81
*Gainer, Chick	4	1943,46,47,48
Gaither, Darius	1	2007
Gallman, Wayne	3	2014,15,16
Galloway, Braden	4	2018,19,20,21
Galloway, G.G.	4	1972,73,74,75
Galuska, Pete	3	1969,70,71
Gamble, Jason	2	1997,98
*Gandy, Arthur	4	1909,11,12,13 ^c
*Gantt, W.A.	1	1905
*Gantt, Jonnie	1	1902
Gardner, Joel	2	2000,01
Gardner, Rod	4	1997,98,99,00 ^{cc}
Gardocki, Chris	3	1988,89,90
*Garick, Richard	3	1966,67,68
*Garrison, Bill	2	1902,03
*Garrison, C.C.	1	1923
Garrison, Gene	1	1953
*Gaskin, Dreher	3	1950,51,53 ^{cc}
Gasque, Mike	2	1980,81
*Gassaway, Jim	2	1928,29
*Gaston, Clark	3	1961,62,63
*Gaston, R.T.	3	1905,06,07

Geathers, Eddie	3	1978,79,80
*Gee, C.F. (Little Mutt)	3	1912,13,14
*Gee, J.G. (Mutt)	4	1914,15,16,17
Gehret, Guy	3	1972,73,74
Gemas, Kevin	2	1983,84
Gennerich, Gary	3	1970,71,72
*Gentry, Charlie	3	1896,97,98
*Gentry, Frank	3	1950,51,52
Geohaghan, Ronald	1	2013
*George, A.P.	2	1899,00
*George, Buck	4	1951,52,53,54 ^{cc}
Gerald, Henry	1	1965
Gerrald, Steve	1	1988
Geter, Eric	4	1989,90,91,92
*Gettys, E.F. (Red)	4	1918,19,20,21
Gibbs, Steve	4	1974,76,77,78
Gibson, Cameron	1	1988
Gibson, Ford	2	1972,75
Gibson, Jefferie	1	2015
*Gibson, Tyrone	3	1989,91,92
Giella, Zach	3	2016,17,18
Gilchrist, Marcus	4	2007,08,09,10 ^{cc}
*Gillespie, Bill	1	1943
*Gillespie, Dick	2	1948,50
*Gillespie, Frank	3	1946,47,48
Gillespie, Nathan	3	2000,01,02
Gilliam, Sergio	4	2003,04,05,06
*Gilmer, Grover G.	4	1917,19,20,21
*Gilmer, Frank	3	1908,09,10
Gilstrap, Clay	2	1986,87
Gilstrap, Earl	2	1970,71
Gilstrap, Rick	3	1969,70,71
*Glaze, Coleman	3	1960,61,62
Glenn, Ed	2	1993,94
Glenn, Joe	4	1979,80,81,82

Gobble, Robert	1	1958
Godfrey, Pat	2	2017,18
Godfrey, Steve	2	1976,77 ^{cc}
Goehring, Jim	2	1976,77
Goff, Johnnie Mac	1	1968
Goggins, Harold	4	1975,76,77,78
*Goins, Gus	3	1936,37,38
Goldberg, Bob	2	1977,78
Goode, Alex	1	2014
Goodine, Duane	1	2000
*Gooding, R.F. (Fatty)	1	1904
Goodloe, John	1	1977
Goodman, Malliciah	4	2009,10,11,12
Goodnature, Brennan	1	2015
Goodrich, Mario	4	2018,19,20,21 ^{cc}
Goodson, B.J.	4	2012,13,14,15 ^{cc}
Goodson, Robert	1	1996
Goudelock, David	2	1990,91
Gordon, Chuck	1	1976
Gore, Buddy	3	1966,67,68
Gore, Joe	4	2012,13,14,15
Goss, Dennis	2	1971,72
Graham, Bernie	2	1950,51
*Graham, George	1	1944
Granger, Ty	4	1985,86,87,88
Grant, Jamarcus	3	2006,07,08,09
Grant, Kelvin	2	2003,04
Gravely, Mike	1	1974
*Gray, Bill	1	1911
Gray, Ricky	1	1980
Grdijan, John	3	1955,56,57 ^{cc}
*Green, Harry	2	1901,02
Green, Mervin	1	1988
Green, Noah	2	2016,18
Green, T.J.	3	2013,14,15

Green, Zach	2	2004,06
Greenawalt, Stan	1	1973
Greene, Adrian	2	1996,97
Greene, Earle	2	1955,56
Greene, Gerry	1	1991
*Greene, Johnny	1	1955
Greene, Malcolm	2	2020,21
Greene, Nealon	4	1994,95,96,97
Greenlee, D.J.	3	2015,16,17
*Gresham, Metz	1	1929
*Gressette, Larry	3	1951,52,53
*Gressette, Nathan	3	1951,52,53 ^{cc}
Grier, Marrio	2	1992,93
Griffin, Steve	4	1982,84,85,86
Griffith, Frank	2	1954,55
*Grigsby, Billy Luke	3	1948,49,50
Grimes, Tyler	3	1986,87,88
Grisham, Tyler	4	2005,06,07,08 ^{cc}
Groomes, Carter	2	2018,19
Groomes, Christian	1	2017
*Groover, Cory	2	2004,05
Gue, Tommy	3	1959,60,61
Guess, Henry	4	1992,93,94,95
Guillermo, Jay	4	2013,14,15,16 ^{cc}
*Gunnells, Bill	2	1928,29
Gunnells, Dan	3	1965,66,67
*Guy, Ruben	1	1932

H

Player	VL	Year(s)
Haddock, Lee	2	1970,71
Hafley, Charles	4	1998,99,00,01 ^{cc}
Hagen, Arthur	1	1944
Haglan, J.D.	3	1976,77,78
*Hair, Billy	3	1950,51,52 ^{cc}



TYLER GRISHAM

LETTERMEN

* Hair, J.C.	3	1924,26,27
Hairston, Chris	4	2007,08,09,10 ^{cc}
Hall, Ben	4	2001,02,03,04
* Hall, Bill	3	1938,39,40 ^{cc}
Hall, Delton	4	1983,84,85,86
Hall, Hollis	3	1979,80,81
Hall, Howard	4	1989,90,91,92
Hall, Lamont	4	1994,95,96,97
Hall, Les	4	1989,90,91,92
Hall, Quintin	1	2015
Hall, Rashard	4	2009,10,11,12 ^{cc}
* Hall, R.M. (Fatty)	3	1926,27,28
Hall, Wade	2	1960,63
* Hamer, Ray	3	1939,40,41
Hamilton, Derrick	3	2001,02,03
* Hamilton, Reuben	1	1896 ^c
Hamiin, Michael	4	2005,06,07 ^{cc} ,08 ^{cc}
* Hammett, L.O.	1	1918
Hammond, Brian	1	1985
Hammond, Vance	4	1987,88,89,90 ^{cc}
Hamrick, Tucker	1	1999
* Hane, J.K.	3	1924,25,28
Haney, Don	1	1993
Hankins, Kelvin	3	1989,90,91
* Hankinson, Crimmins	2	1953,54
* Hankle, Witt H.	3	1908,09,10 ^c
Hansford, Ogden	3	1974,75,78
* Hanvey, Ernest	1	1913
* Hanvey, George	2	1897,98
* Hanvey, Jock T.	4	1896,97,02,03
* Hardin, L.G.	1	1916
Harman, Dean	1	1991
Harmon, Eric	4	1987,88,89,90
* Harmon, H.M. (Duck)	3	1914,15,16
* Harmon, S.E. (Pat)	3	1922,23,24
Harper, Charles	1	2002
Harper, Cullen	3	2006,07 ^{cc} ,08 ^{cc}
Harper, J.C.	4	1985,86,87,88
Harper, Jamie	3	2008,09,10
Harp, Wayne	4	1986,87,88,89
Harrell, Cliff	4	2002,03,04,05
Harrell, Ricky	3	1970,71,72
* Harris, H.S. (Lazy Bill)	3	1914,15,16
Harris, John	3	1990,91,92
* Harris, L.D.	1	1919
Harris, La'Donte	4	2004,05,06,07
Harris, Reggie	3	1986,87,88
Harris, Rudy	3	1990,91,92
Harrison, Will	1	2011
Hart, Chris	1	1989
* Hart, Willard L. (Bub)	2	1916,17
* Harvey, Byars	2	1925,26 ^c
* Harvey, Randy	2	1967,68
* Harvey, S.A. (Speck)	1	1922
Harvey, Travis	2	1993,95
* Harvin, Lionell	3	1929,30,31
* Harvley, Clyde	1	1931
Haselden, David	1	2002
Hatcher, Dale	4	1981,82,83,84
Hatcher, Jesse	2	1987,88
Hauser, Tad	1	1980
Hausgen, Ed	4	1992,93,94,95
* Hayden, C.J.	1	1911
* Hayes, Rudy	3	1956,57,58 ^{cc}
Haynes, Joey	1	1987
Haynes, Norman	3	1985,86,87
Headen, Andy	4	1979,80,81,82
Hearn, Taylor	3	2015,16,17 ^{cc}
Hecht, Bill	3	1963,64,65 ^{cc}
* Heffner, L.B.	1	1920
Hefner, Larry	3	1969,70,71 ^{cc}
Heilig, Don	1	1959
* Heinemann, John	3	1931,32,33 ^c
Hemby, Ryan	2	2001,02
Hemphill, James	1	1993
* Hendee, H.M. (Tick)	2	1925,26
Henderson, Brock	1	2010
Henderson, Jerome	4	1987,88,89,90
Henderson, Joe	3	1987,88,89
* Hendley, Dick	4	1946,48,49,50
Hendley, Richard	3	1980,81,82
* Hendricks, L.L.	2	1896,97
Heniford, Mark	4	1974,75,76,77
Heniford, Todd	1	1984
* Henley, Cliff	2	1934,35
Henry, Dale	3	1969,70,71
Henry, K.J.	4	2018,19,20,21
Henry, William	3	2001,02,03
* Herlong, Doug	2	1948,51

* Herlong, Henry	1	1930
Herrin, Deke	1	1998
Hewitt, Andre	1	1993
Hicks, Harry	1	1954
Hicks, Ken	1	1972
Higgins, Tee	3	2017,18,19
Hill, Brian	1	2008
Hill, Jerome	2	1974,75
Hill, Leroy	4	2001,02,03,04 ^{cc}
Hill, Tye	4	2002,03,04,05
* Hilderbrand, Nolten	1	1953
* Hinson, Randy	3	1933,34,35
Hinton, Marcus	4	1992,93,94,95
Holden, Landon	1	2019
* Holland, Joe	1	1904 ^c
Holland, Lawson	1	1974
Holloman, Duke	2	1983,84
Holloman, Jason	4	1997,98,99,00
* Holohan, R.F. (Butch)	4	1921,22,23 ^c ,24
Homonoff, Edward	2	1973,74
Hood, Greg	2	1992,93
Hook, Charlie	3	1965,66,68
* Hook, Fred	2	1931,32
Hooper, Ricardo	3	1986,87,88
Hope, Leon	3	1973,74,75
Hopkins, DeAndre	3	2010,11,12
Hopkins, Stan	2	1971,72
Hopper, Germone	3	2013,14,15
Horne, Charlie	3	1956,57,58
Horne, Tony	4	1994,95,96,97
* Horton, Tate	3	1933,34,35
Hostetler, Hoss	3	1964,66,67
Hough, James	1	1945
Houskin, Marcus	2	2000,01
Howard, D.J.	4	2011,12,13,14
Howard, Jimmy	3	1961,62,63
Howard, J.J.	4	2000,01,02,03
Howard, Trent	1	2021
Howell, Trey	1	1988
Hubert, Pooley	2	1950,53
Hudson, Alex	3	1980,82,83
* Hudson, Bill	3	1954,55,56
Hudson, Billy	3	1976,77,78
* Hudson, Bob	4	1947,48,49,50
* Hudson, J.C.	3	1950,51,52
Huegel, Greg	4	2015,16,17,18
Huey, Terrance	1	2001
Huggins, Albert	4	2015,16,17,18
Hughes, Wade	2	1971,72 ^{cc}
Hulsey, Corey	3	1996,97,98
Humphrey, Andre	4	1992,93,94,95
Humphries, Adam	4	2011,12,13,14 ^{cc}
Humphries, Barry	3	2006,07,08
Hunt, Aaron	4	2000,01,02,03
Hunt, Revonne	1	1951
* Hunter, Bill	3	1942,46,47
Hunter, Brian	1	1992
* Hunter, Hamp	3	1953,54,55
* Hunter, N.M. (Buster)	3	1899,00,01
Hunter, Stanley	1	2008
Hunter, Thomas	4	2003,04,05,06
Huntley, Chuck	2	1970,73
Hutchins, Roger	2	1991,92
Hutchinson, Bobby	3	2006,07,08
Hyatt, Mitch	4	2015,16,17,18 ^{cc}
* Hydrick, Onan	2	1908,09
Hynes, Dave	3	1960,61,62 ^c

I		
Player	VL	Year(s)
Igwebuikie, Donald	4	1981,82,83,84
* Inabinet, B.C.	3	1953,54,55
* Inabinet, Clarence J.	3	1933,34,35
Inge, Mark	3	1986,87,88
Ingle, Reid	3	1982,83,84
Ingram, Keith	1	1987
Inman, Don	1	1984
Isaacs, Mike	3	1983,84,85

J		
Player	VL	Year(s)
Jackson, Jack	1	1969
Jackson, Jackie Lee	3	1966,67,68
Jackson, Jacky	3	1965,66,67
Jackson, Josh	2	2019,20
Jackson, Kenzil	4	1989,90,91,92
Jackson, Kit	3	1965,66,67
* Jackson, M.E.	1	1921
Jackson, Rashaad	4	2005,06,07,08

Jackson, Richard	2	2009,10
* Jackson, Robert	3	1993,94,95
* Jackson, Scott	3	1952,53,54 ^{cc}
Jackson, Steven	3	2003,04,05 ^{cc}
* Jackson, S.L. (Stonewall)	3	1922,23,24
* Jackson, Wister	2	1938,39
James, Charlie	2	1988,89
James, Freddie	3	1998,99,00
* James, M.B. (Jimmy)	4	1911,12,13,14
* Jameson, Hugh	3	1939,40,41
Jamison, Brandon	1	2002
Jamison, Randy	2	2003,04
Jansen, John	3	1984,85,86
Jarrett, Grady	4	2011,12,13,14 ^{cc}
Jasmin, Chad	4	2000,01,02,03
Jaynes, Danny	2	1976,77
Jefferies, Darnell	3	2019,20,21
Jehlen, George	3	1974,75,76
Jenkins, Corbin	2	2013,14
Jenkins, James	1	1994
Jenkins, Jarvis	4	2007,08,09,10 ^{cc}
Jenkins, Martin	4	2010,11,13,14
Jenkins, Marvis	1	2001
* Jenkins, Ralph	4	1943,44 ^c ,45 ^c ,46 ^c
* Jennings, A.T.	1	1914
Jennings, Keith	4	1985,86,87,88
* Jeter, J.P.	1	1913
Jetton, Neal	3	1973,74,75 ^{cc}
Jewell, Donnie	1	1993
Johnson, A.J.	2	1984,85
Johnson, Bashon	1	1996
Johnson, Bobby	3	1970,71,72
Johnson, Cedric	4	2001,02,03,04
Johnson, Denzel	4	2016,17,18,19
Johnson, Hunter	1	2017
Johnson, Jadar	4	2013,14,15,16 ^{cc}
Johnson, John	4	1987,88,89,90
Johnson, Kevin	2	2000,01
Johnson, Kyle	2	2008,09
Johnson, Ricky	3	1963,64,65
Johnson, Sterling	2	2016,17
Johnson, Tayquon	2	2020,21
Johnson, Tracy	4	1985,86,87,88
Jolley, Mike	2	1985,86
Jolly, Bobby	1	1951
Jolly, Terry	4	1997,98,99,00
* Jones, Bob	3	1928,29,30
Jones, Bob	2	1972,73
Jones, Chris	4	1995,96,97,98
Jones, C.J.	1	2013
Jones, Jimmy	1	1949
Jones, Kellen	2	2013,14
Jones, Marquan	4	2008,09,10,11 ^{cc}
Jones Jr., Mike	2	2019,20
Jones, Sheridan	3	2019,20,21
Jones, Tim	4	1991,92,93,94 ^{cc}
Jordan, Homer	3	1980,81,82 ^{cc}
* Jordan, Leonard	1	1941
Jordan, Whitey	3	1955,56,57
Jordan, Willie	4	1975,76,77,78
Joseph, Kendall	4	2015,16,17,18 ^{cc}
Joseph, Mansa	2	2010,11
Joye, David	2	1990,91
* Justus, Johnny	3	1928,29,30 ^c

K		
Player	VL	Year(s)
* Kaigler, Ben	1	1902
* Kaigler, J.G.	3	1898,99,00
Kaltenback, Leon	3	1955,56,57 ^{cc}
* Kane, Mark	2	1953,54 ^{cc}
* Kangeter, Jonnie	3	1910,11,12
* Katana, Ted	2	1965,66
* Kay, L.R.	2	1917,19
Kearse, Jayron	3	2013,14,15
* Keasler, A.L. (Gus)	2	1904,05
* Keel, J.W. (Rastus)	1	1906
Keller, Morris	1	1959
Kelley, Don	3	1969,70,71
Kelley, Freddy	3	1965,66,67
Kelley, Steve	1	1973
Kelly, Aaron	4	2005,06,07,08
Kelly, Chad	1	2013
Kelly, Xavier	3	2017,18,19
Kelly, Yusef	4	2000,02,03,04
* Kempson, Otis	3	1950,51,52
Kendrick, Derion	3	2018,19,20
Kendrick, Tommy	3	1969,70,71
Kennedy, Frank	2	1950,51

Kennedy, Tony	4	1988,89,90,91
Kenney, Steve	3	1976,77,78
Kesack, Gary	3	1974,75,76
Keys, Larry	3	1965,66,67
* Keyserling, H.L. (Golden)	1	1920
Kier, Brian	3	1974,76,77
Killen, Pat	1	1959
Kinard, Terry	4	1979,80,81,82 ^{cc}
King, Anthony	3	1976,77,78
King, Buddy	3	1970,71,72 ^{cc}
King, Carson	1	2018
* King, Don	4	1952,53,54,55 ^c
King, Jack	2	1968,69
King, Jimmy	3	1959,60,61
* King, L.O.	2	1901,02
King, Matthew	1	2018
King, Tommy	3	1959,60,61
* Kinsler, J.H.	1	1900
* Kirkconnell, Ben	1	1932
Kirkland, Levon	4	1988,89,90,91 ^{cc}
* Kissam, Roddy	3	1933,34,35
Kitchens, Ronnie	3	1967,68,69
Knight, Herman	2	1949,51
* Klugh, W.W.	2	1925,26
* Knoebel, Fred	3	1950,51,52
Knott, Hal	1	1959
Knowles, Matthew	1	2008
Koon, Eugene	2	2001,02
Kopp, Wynn	2	2001,02
Kormanicki, Dave	2	1968,69
Korn, Willy	2	2008,09
Kreis, Kevin	1	1976
Kubu, Jon	1	1989
Kunz, Michael	1	1994

L		
Player	VL	Year(s)
* Lachicotte, A.S. (Boo)	1	1910
Ladson Jr., Frank	3	2019,20,21
Laird, Kevin	4	1995,96,97,98
Lakip, Ammon	3	2013,14,15
Lam, Elmo	3	1960,61,62 ^c
Lamar, Tre	3	2016,17,18
Lambert, Cory	4	2006,07,08,09
* Lambert, John	1	1931
LaMontagne, Joe	3	1951,52,53
Lancaster, Chris	4	1985,86,87,88
Landry, Mark	4	1994,95,96,97
Langford, Charlie	1	1979
* Langston, J.L.	1	1920
Langendoen, Jim	1	1973
* Laraway, Walt	3	1953,54,55
Latimer, Al	1	1978
* Latimer, Bill	1	1906
* Lawrence, Bert	1	1902
Lawrence, Dexter	3	2016,17,18
Lawrence, Floyd	1	1956
Lawrence, Reggie	3	1988,89,90
Lawrence, Trevor	3	2018,19,20 ^{cc}
Lawson, Larry	1	1970
Lawson, Shaq	3	2013,14,15
* Lawton, Streak	2	1935,36
Lawton, Winston	1	1969
Lawyer, Mal	4	1996,97,98,99
Lay, Jaelyn	2	2020,21
Lazzara, Tony	3	1999,00,01
Leake, John	4	2000,01,02,03
Learn, Randy	4	1979,80,81,82
LeBel, David	3	1973,74,75
* Lee, A.C. (Bun)	1	1907
* Lee, Harry	2	1934,35
Lee, Mark	2	1974,75
Lee, Tyrone	4	2000,01,02,03
Leggett, Jordan	4	2013,14,15,16 ^{cc}
LeJeune, Brent	3	1991,92,93
Lemay, Jason	1	1999
Leonard, Colin	3	2005,06,07
Leonard, Hal	2	1946,47
Leonard-Horwith, Shawn	1	2010
Leverman, Gerald	1	1945
* Lewis, Alex P.	3	1911,12,13
Lewis, Carlton	3	2009,10,11
* Lewis, Gus	2	1900,01
* Lewis, Harold	3	1935,36,37 ^c
Lewis, Haydrian	4	2005,06,07,08
* Lewis, J.B.	3	1898,99,1900

LETTERMEN

Lewis, Stacy	2	1989,90
Lewis, Zane	3	1995,96,97
Lewter, Steve	3	1969,70,71
Lhotsky, Joe	3	1966,67,68
Liberatore, Frank	3	1964,66,67 ^{cc}
* Lightsey, F.B. (Bull)	3	1922,24,25
* Lightsey, L.M. (Yen)	4	1917,18,19,20
Lindsey, Otis	2	1981,82
* Link, A.C.	1	1926
Linthicum, Brian	1	2007
* Littlejohn, C.E. (Mule)	3	1913,14,15
* Locklair, Ed (Pop)	1	1941
Locklair, Mike	3	1966,67,68
Locurcio, Todd	1	1993
Logan, Jimmy	1	1966
* Logan, J.R.	2	1912,13
* Long, Evans	1	1930
Long, Stacy	4	1986,88,89,90
Lott, Billy	3	1977,78,79 ^{cc}
Lott, James	4	1986,87,88,89
Lovelace, Chris	1	1993
* Lowman, P.I. (Pi)	2	1918,19
Lowther, Rush	1	2005
Lucas, Ty	2	2019,21
Luckie, Billy	1	1996
Lundeen, Danny	2	1970,71
* Luzzi, Richie	3	1966,67,68
* Lykes, Powell	2	1905,06
* Lynch, Jim	2	1900,01
Lynch, Chuck	1	1991
Lynn, Dave	3	1958,59,60 ^{cc}
Lytton, Jeff	3	1983,84,85

M

Player	VL	Year(s)
Maass, Andrew	1	2014
Mac Lain, Eric	4	2012,13,14,15 ^{cc}
Mac Lain, Ryan	1	2018
Mac Lain, Sean	2	2015,16
Mack, Kevin	4	1980,81,82,83
Mack, Terence	4	1983,84,85,86 ^{cc}
Macklin, Travis	3	1966,97,98
Macko, Paul	3	2006,07,08
Maddox, Jack	3	2019,20,21
Mader, Eric	2	1989,90
Mafah, Phil	1	2021
* Magee, Watson	3	1936,37,38
* Magill, Dick	3	1927,28,29
* Magill, William	3	1913,14,15 ^c
Maguire, Keith	2	2020,21
Magwood, Frank	3	1980,81,82
* Major, C.S. (Dopey)	4	1913,14,15,16 ^c
Maloney, Matthew	1	2021
Mance, Brian	4	1999,00,01,02
Maners, Jimmy	2	2007,08
* Maness, Ed (Chippy)	3	1938,39,40
Mann, Wes	3	1983,84,85
Mannella, Dave	1	1979
Manos, Pete	3	1949,50,51
* Marazza, Dick	3	1954,55,56
Mariable, Dorian	4	1986,87,88,89
Marion, Phil	3	1964,65,66
Marler, Malcolm	4	1973,74,75,76 ^{cc}
* Marshall, L.E.	1	1926
* Martin, Bob	3	1946,47,48 ^{cc}
Martin, Carl	2	1981,82
Martin, Jermaine	1	2007
* Martin, J.M.	3	1909,10,11
Martin, Khang	1	1993
Martin, Marcus	2	1997,98
Martin, Peanut	3	1972,73,75
* Martin, W.N.	2	1925,27
Mascoll, Justin	3	2019,20,21
* Masneri, Ray	3	1956,57,58
* Mass, Wayne	3	1965,66,67
Massaro, Cary	3	1980,81,82
Massengill, Wells	1	1972
Mathews, Mike	1	1971
* Mathews, Ray	4	1947,48,49,50
Mathews, Tony	2	1973,74
* Mathis, A.J.	1	1898
* Mathis, Bill	3	1957,58,59
* Matthews, Bill	2	1915,16
Matthews, Mack	3	1960,62,63
* Mattos, Tommy	3	1952,53,54
Mauldin, Collins	1	2015
* Mauldin, Hugh	3	1963,64,65
Mauney, Marcus	1	2000
Mauney, Tony	4	1988,89,90,91

Maxwell, Byron	4	2007,08,09,10
* Maxwell, Jeff	2	1896,97
* Maxwell, John	2	1902,03
May, Max	3	2019,20,21
* Mayberry, Bob	4	1979,80,81,82
Maye, Brandon	3	2008,09,10
Mayer, Charlie	3	1969,70,71
Mayers, Sylvester	1	2020
Mayes, Mitchell	2	2020,21
McBride, Dan	1	1973
McCall, Jack	1	2021
McCall, Jeff	4	1979,80,81,82
McCanless, Jim	3	1955,56,58
* McCarley, Bob	3	1927,28,29
McCauley, Jim	1	1949
McClain, Antoine	4	2008,09,10,11
McCleon, Dexter	4	1993,94,95,96 ^c
McClinton, Todd	3	2001,02,03
McCloud, Gerald	1	2003
McCloud, Ray-Ray	3	2015,16,17
McClure, Bruce	3	1963,64,65
* McConnell, H.S.	2	1914,15
* McConnell, R.E.	2	1925,26
* McConnell, S.W.	3	1934,35,36
* McConnell, T.S.	3	1934,35,36
McCory, Bob	1	1944
McCown, Fred	1	1942
* McCown, Slick	2	1933,34
* McCown, T.M.	1	1918
McCrorey, Andy	4	1992,93,94,95
McCullough, Jay Jay	2	2013,14
McCullough, Richard	4	1985,86,87,88
McCurry, Damon	1	1979
McDaniel, DeAndre	4	2007,08,09,10 ^{cc}
McDaniel, Ed	4	1988,89,90,91
McDermott, John	3	1998,99,00
McDowell, Garry	2	1974,75
McDowell, Roderick	4	2010,11,12,13
McDuffie, Chris	4	2004,05,06,07
McElmurray, Mac	3	1964,65,66
McElrathbey, Ray Ray	1	2006
McElveen, Donny	1	2013
* McElveen, Norwood	3	1939,40,41
* McFadden, Banks	3	1937,38,39
McFadden, Jordan	3	2019,20,21
* McFadden, R.D.	1	1908
* McFadden, R.H. (Doc)	2	1906,07
McFadden, Wesley	4	1985,87,88,89 ^{cc}
McGee, Edgar	3	1965,66,67
* McGill, C.A.	1	1925
* McGlockton, Chester	3	1989,90,91
* McGlone, T.F.	1	1926
McGuirt, Bill	2	1960,61
McInally, Chris	2	1993,95
* McIver, Rick	2	1904,05
McKelvey, J.J.	4	1999,00,01,02
McKenney, Pat	2	1985,86
McKenzie, Damonte	4	1995,97,98,99
* McKenzie, W.W.	1	1918
* McKeown, J.A.	1	1903
McKissic, Jock	4	2005,06,07,08 ^{cc}
McLane, Riley	2	1966,67
McLaurin, Duncan	1	2005
McLaurin, Jewell	2	1969,70
* McLaurin, J.N.	4	1904,05,06,07 ^c
McLees, Jimmy	2	1990,91
* McLellan, Bill	2	1953,54
McLellan, Cliff	1	1981
* McLendon, Ed	1	1939
* McLendon, Lem	1	1955
McLeod, Matt	2	1996,97
McMahan, Dave	2	1969,70
McMahan, Matt	1	2021
McMakin, John	3	1969,70,71 ^{cc}
McMichael, Kyle	1	2018
* McMillan, Goat	2	1928,29
* McMillan, Raiford	3	1926,27,28
* McMillan, W.L. (Red)	3	1913,14,15
McNeal, Bryant	4	1999,00,01,02 ^{cc}
McNeal, Bryce	1	2010
McSwain, Chuck	4	1979,80,81,82
McSwain, Rod	4	1980,81,82,83
Meadowcroft, Charlie	3	1963,64,65
Meadows, Dwayne	3	1984,85,86
Means, Harold	3	1996,97,98
Medlin, Jamal	1	2008
Medlin, Rick	3	1967,68,69
Meekins, Eric	4	1999,00,01,02
Meeks, Chuck	1	1982

Meeks, Jonathan	4	2009,10,11,12 ^{cc}
* Mellette, F.M.	1	1911
Mellusi, Chez	2	2019,20
* Melton, L.H. (Doc)	2	1923,24
Merling, Phillip	3	2005,06,07
Merritt, Will	4	1998,99,00,01
Merrweather, Reggie	4	2003,04,05,06
Michael, Benny	3	1966,67,68
Mickens, R.J.	2	2020,21
* Midkiff, Bob	1	1926
Miller, Bill	1	1962
Miller, Billy	1	1943
* Miller, Bob	2	1931,32 ^c
* Miller, H.E.	2	1937,38
* Miller, Jack	3	1944,47,48
Miller, Jim	1	1948
Miller, Josh	4	2005,06,07,08
Miller, Justin	3	2002,03,04
Miller, Ron	1	1958
Miller, Tiff	1	2001
Miller, Tys	2	1974,75
Milton, Eldridge	4	1981,83,84,85
Milton, Fred	3	1968,69,70
* Mims, Charlie	1	1946
Mitchell, Joedy	1	1996
Moncrief, Richard	4	1990,91,92,93 ^c
* Monledous, Zag	2	1927,28
* Mooneyham, Jack	3	1949,50,51
Montone, Neil	1	1947
Monts, Tavaghn	3	2001,03,04
* Moore, Gene	3	1947,48,49 ^c
Moore, Ken	3	1952,53,54
Moore, Otis	4	1986,87,88,89 ^c
Moore, Rennie	4	2007,09,10,11
Moore, Ted	1	1964
Moore, Wayne	1	1996
Moorer, John	3	1945,46,47 ^{cc}
* Moorer, Tom	2	1938,39
* Morgan, Bobby	2	1958,59
Morgan, Dwayne	2	1994,95
* Morgan, Lewis	1	1946
Morocco, Chris	4	1986,87,88,89
Morris, David	1	1973
Morris, Kelvin	1	2002
Morris, Maverick	4	2014,15,16,17 ^{cc}
Morrison, Pete	1	1961
Morton, Hall	1	2017
* Moss, Charlie	3	1930,31,32
Mougros, Theo	4	1997,98,99,00
Mouzon, Tyrone	4	1988,89,90,91
Mukuba, Andrew	1	2021
* Mulherin, Eddie	1	1928
Mullen, Ray	2	1965,66
Mullen, Trayvon	3	2016,17,18
Mulligan, Wayne	3	1966,67,68
* Mullins, H.D. (Horse)	2	1923,24
Murchison, Antwon	3	2006,07,08
Murphy, Myles	2	2020,21
Murray, Al	3	1972,73,74
Murray, John	1	1978
Muse, Tanner	4	2016,17,18,19 ^{cc}
Myrick, Chip	3	2003,04,05
Myrick, Rocky	1	1979

N

Player	VL	Year(s)
Nanney, Lee	4	1978,79,80 ^{cc} ,81 ^{cc}
Nelson, Bryce	2	1992,93
Nelson, Maurice	3	2004,05,06
Nelson, Roosevelt	3	2002,03,04
Ness, Jim	3	1972,73,74 ^{cc}
Neville, J.L.	1	1943
Newell, Andy	1	1985
Newell, Mike	2	1969,70
Ngata, Joseph	3	2019,20,21
* Nimitz, H.J. (Foots)	1	1916
Nix, Eric	3	1984,85,86
Nobles, Kasey	3	2008,09,10
Noelte, Dave	1	1982
Norris, Wilson	2	2008,09
Norton, Ryan	4	2012,13,14,15
Nunamacher, Jeff	4	1985,86,87,88
Nunn, Arlington	4	1987,88,89,90

O

Player	VL	Year(s)
O'Brien, Chuck	4	1987,88,90,91
O'Cain, Mike	3	1974,75,76 ^{cc}
O'Daniel, Dorian	4	2014,15,16,17 ^{cc}

O'Dell, Billy	3	1953,54,55
* O'Dell, John H.	2	1918,19
* O'Dell, Wayne	1	1941
* Odom, W.F.	1	1908
Ogle, Chris	2	1989,90
Ogren, Jeff	1	2007
Ogundeko, Ebenezer	1	2014
Ohan, Chinedu	2	1987,88
* O'Kurowski, Whitey	3	1937,38,39
* Olson, Dave	3	1958,59,60
Olson, David	1	2014
Olson, Harold	3	1957,58,59
* Olszewski, Harry	3	1965,66,67
* O'Neal, Belton (Speck)	1	1920
* O'Neal, Brad	2	1969,70
O'Neal, Robert	4	1989,90,91,92 ^{cc}
* Orban, Turk	1	1936
Orhorho, Ruke	2	2019,21
Osborne, Ronnie	3	1959,60,61
O'Sullivan, Cameron	1	2008
O'Torubio, Adubarie	1	1985
Overton, Diondre	4	2016,17,18,19 ^{cc}
Outlaw, Brian	3	1999,00,01
Owen, Henry	4	1998,99,00,01
* Owens, J.C. (Susie)	2	1919,20
Owens, Mark	1	1993

P

Player	VL	Year(s)
Pace, Kobe	2	2020,21
* Padgett, F.M.	1	1918
* Padgett, G.D.	1	1931
* Padgett, Jim	2	1957,58
Padgett, Matt	2	1996,97
* Padgett, O.D.	2	1928,29 ^c
* Padgett, Wade	3	1939,40,41 ^c
Pagano, Scott	3	2014,15,16
Page, Neely	2	1998,99
Page, Payton	1	2021
Page, Wayne	2	1965,66
Pagliei, Joe	3	1953,54,55
Palmer, Cary	1	1989
* Palmer, E.D. (Frog)	1	1925
Palmer, Johnny	3	1963,64,65
Palmer, Michael	4	2006,07,08,09 ^{cc}
Paredes, Bob	2	1951,54
Parete, Anthony	4	1981,82,83,84
* Parker, Ace	2	1940,41
* Parker, Harry L.	2	1912,13
Parker, Justin	2	2010,11
Parker, Kyle	2	2009,10
Parker, Jim	2	1962,63 ^{cc}
Parks, Walker	2	2020,21
Pasley, Jim	2	1939,40
Pate, Gene	1	2003
Pate, Milton	2	1951,52
* Patrick, Chris	1	1932
* Patterson, Gene	2	1931,32
Patterson, Kane	3	2019,20,21
* Patton, Bob	3	1949,50,51 ^c
Patton, Julian	1	2013
Paulling, Bob	4	1979,81,82,83
* Pavilack, Harry	3	1959,60,61
* Payne, Booty	2	1940,41
Payne, Jim	3	1956,57,58
* Payne, Joe	3	1937,38,39 ^c
* Payne, Oliver	2	1936,37
Peake, Charone	4	2011,12,14,15 ^{cc}
* Pearce, Frank	3	1963,64,65
* Pearce, Roy	2	1939,40
Pearman, Danny	3	1985,86,87
* Pearman, Fred	3	1899,00,01
Pearson, Alex	2	2006,07
* Pearson, Ben	3	1937,38,39
Peeler, Coby	2	1993,94
Peebles, Ken	3	1972,73,74 ^{cc}
Pegues, Lamont	2	1994,95
* Pegues, E.S.	1	1899
Pengitore, Ken	3	1971,72,73 ^{cc}
Penner, Seth	3	2016,17,18
* Pennington, Clyde	1	1935
* Penning		

LETTERMEN

Phibbs, Patrick	3	2017,18,19
Phillips, Erik	1	1992
Phillips, Hank	4	1986,87,88,89
Phillips, Harley	2	1943,44
Phillips, Jalyn	3	2019,20,21
Phillips, Jim	1	1945
Phillips, John	4	1984,85,86,87 ^{cc}
Phommachanh, Taisun	1	2021
Pickens, Jesse	1	2004
Pickett, Edgar	4	1980,81,82,83
Pierce, Hal	3	1940,41,42
Pilgrim, Brandon	4	2003,05,06,07
Pilot, Joe	1	1958
*Pinckney, E.H.	1	1909
Pinckney, Nyles	4	2017,18,19,20 ^{cc}
Pinion, Bradley	3	2012,13,14
*Pitts, Lewis	2	1927,28
Plantin, Tony	4	1994,95,96,97
Pleasant, Reggie	3	1982,83,84
*Poe, Billy	3	1944,45,46
Polite, Dextra	3	1997,98,99
Polk, DeJuan	4	2000,01,02,03 ^{cc}
Pollard, Sean	4	2016,17,18,19
*Pollitzer, H.R. (Polly)	1	1902
Poole, Bob	3	1961,62,63
*Poole, R.F. (Sarg)	2	1915,16
Pope, Brad	3	1994,95,96
Pope, Jamie	1	1979
Portas, Lou	2	1964,65
Porter, Matt	2	2012,13
Postell, Holland	4	1995,96,97,98 ^{cc}
Potter, B.T.	4	2018,19,20,21
*Potts, Robert (Daddy)	3	1917,18,19
Poulos, John	4	1944,47,48,49
Powell, Cornell	4	2016,17,19,20
*Pressley, E.H. (Buck)	2	1912,13
*Pressley, O.K.	3	1926,27,28 ^{cc}
*Pressley, Harlan	1	1927
Prevost, Connor	1	2016
Price, John	3	1970,71,72
*Price, L.C.	1	1925
Price, Luke	2	2019,21
Price, Phillip	3	2009,10,11
*Priester, Buck	2	1930,31
*Priester, Buck	3	1953,54,55
Priester, Raymond	4	1994,95,96,97 ^{cc}
*Prince, Phil	4	1944,46,47,48 ^{cc}
Pringle, Harom	2	1992,93
*Pritchett, Jess	1	1937
Proctor, Will	3	2003,05,06
Pruett, Chip	2	1978,79
*Pruitt, June	2	1945,46
Pryce, Trevor	1	1996
*Proctor, Landrum	2	1930,31
Puckett, David	3	1988,89,90
Pugh, Travis	4	2001,02,03,04
Pusey, Mike	1	1975
Putnam, Trevor	3	1993,94,95
Putnam, Will	3	2019,20,21

Q

Player	VL	Year(s)
Quarles, Jimmy	2	1951,52
Quick, Rodney	3	1983,84,85
*Quinn, Dewey	2	1945,46
Quesenbury, Sonny	2	1957,58

R

Player	VL	Year(s)
Raber, Brian	4	1983,84,85,86
Rabon, George	1	2009
Radakovich, Grant	1	2016
*Radcliff, Charles	3	1950,51,52
Radford, Kevin	1	1980
Rambert, Bernard	4	1999,00,01,02
Ramsey, Ben	4	2007,08,09,10
Ramtahal, Eldred	1	1992
*Randle, E.L. (Cat)	3	1913,14,15
*Randle, M.B. (Little Cat)	3	1918,19,20
Randolph, Bernard	2	1993,95
Randolph, Klayton	1	2021
Rankin, Gary	2	1963,64
Rapley, Darius	3	1997,98,99
Rash, Dustin	1	1993
Ratchford, Warren	4	1974,76,77,78
Ray, Thomas	3	1963,64,65
Rayburn, Hunter	2	2020,21
Rayburn, Lee	3	1966,67,68
Reader, D.J.	4	2012,13,14,15 ^{cc}

Reames, Joe Don	3	1999,00,01
*Reames, T. Jack	2	1918,22
Reed, David	2	1978,79
Reese, Archie	4	1974,75,76,77
Reese, Steve	4	1982,83,84,85 ^{cc}
Reese, Tribble	1	2007
Reeves, Chandler	3	2017,18,19
Reeves, Marion	3	1971,72,73
Reeves, Matt	4	1992,93,94,95
Region, Spencer	2	2012,14
Register, Chris	3	2016,17,18
Rembert, Johnny	2	1981,82
Rencher, Darien	4	2018,19,20,21
Renfrow, Hunter	4	2015,16,17,18 ^{cc}
Reuben, Etinosa	2	2020,21
*Reynolds, Clifford M. (Pete)	1	1926
*Reynolds, Jim	4	1945,47,48,49
Rhinehart, Jim	1	1955
Rhodes, John	2	1971,72
Richard, Al	4	1989,90,91,92
Richard, Milan	4	2015,16,17,18
Richardson, Barry	4	2004,05,06,07
Richardson, Chris	1	2010
Richardson, Chuckie	4	1980,82,83,84
Richardson, Cotton	2	1943,44
Richardson, David	3	1996,97,98
*Richardson, Joe	1	1940
Richardson, Lionel	3	2003,04,05
Richardson, Mark	3	1980,81,82
Riddle, Leonard	1	1943
Riddle, Nic	2	2005,06
Ridgley, Thad	2	1992,93
*Riggs, A.F.	3	1897,98,99
Riggs, Jim	4	1983,84,85,86
Riggs, Matt	3	1985,86,87
Rigsby, Geoff	3	2002,03,04
*Rion, Aubrey	2	1939,40
Rivers, Dalton	2	1955,56
Robbins, Butch	2	1963,64
Robbins, Chris	1	1996
*Robbs, Charlie	3	1907,08,09 ^{cc}
Roberts, Travis	1	1999
Robinson, Akeem	4	2005,06,07,08
*Robinson, Charlie	3	1922,23,24 ^{cc}
Robinson, Darius	4	2010,11,12,13 ^{cc}
*Robinson, E.D.	1	1934
Robinson, Jabril	3	2015,16,17
Robinson, Jackie	4	1999,00,01,02 ^{cc}
Robinson, James	4	1979,80,82,83 ^{cc}
*Robinson, Joe	1	1927
Rodgers, Amari	4	2017,18,19,20 ^{cc}
Rodgers, George	3	1950,51,52 ^{cc}
Rodriguez, Daniel	3	2012,13,14
Roediger, Charles	1	2008
Rogers, Bill	2	1943,46
Rogers, Billy G.	2	1944,46
Rogers, Floyd	2	1965,66 ^{cc}
*Rogers, Johnny	1	1929
*Rogers, Phil	3	1965,66,67
Rogers, Rodney	2	1961,62
Rogers, Shot	2	1955,56
Rollins, Bubba	1	1978
Romano, Ryan	1	1999
Rome, Stan	1	1975
*Roper, T.H. (Pug)	2	1918,19
Rose, Anthony	3	1979,80,81
Rose, Chuck	3	1978,79,80
Ross, Don	3	1952,53,54
*Ross, Jack	3	1942,46,47
Ross, Justyn	3	2018,19,21 ^{cc}
Ross, Kenzi	4	1997,98,99,00
*Rothell, Claude	2	1941,42
Roulhac, Terrance	4	1983,84,85,86
Rountree, Glenn	4	1994,95,96,97
Rouse, Wardell	2	1993,94
Rowell, Nick	1	2018
Rowell, Spivey	1	1944
*Roy, Wallace	3	1923,24,25
Rudolph, Logan	2	2018,19
Ruffner, Bo	3	1965,66,67
*Ruffner, Jim	1	1964
*Rushton, Gil	4	1945,48,49,50
Russell, Chris	2	2006,07
Russell, J.A.	1	1943
Russell, Jimmy	1	1976
Rutledge, Bill	1	1943
Ryans, Larry	4	1989,90,91,92
Ryan, Seth	2	2015,16
Ryan, Steve	2	1977,78

S

Player	VL	Year(s)
*Sadler, Hope	2	1902 ^{cc} ,03 ^{cc}
Salim, Hamid	1	1996
*Salisbury, Tom	4	1943,44,47,48
*Salley, Grady	3	1928,29,30
Samnik, Mike	2	1990,91
Sampson, Eric	3	2001,03,04
Sams, Hal	1	1916
*Sanders, Al	3	1935,36,37
Sanders, Matt	3	2009,10,11
Sanders, Smiley	3	1971,72,73
*Sandifer, Red	2	1940,41
Sanford, Chuck	3	1983,84,85
Sapp, Patrick	4	1992,93,94,95
Sapp, Ricky	4	2006,07,08,09 ^{cc}
Sasser, David	3	1971,72,73
Saunders, Bo	2	1945,46
Sauve, Jeff	4	1991,92,94,95
Sawicki, Steven	1	2019
Scheibel, Tim	1	1994
Schell, Matt	3	1999,00,01
*Schilleter, William	4	1911,12,13,14 ^{cc}
Schlink, David	1	2005
*Schneck, J.R.	2	1918,19
*Schonhar, Todd	2	1985,86
*Schroder, F.E.	1	1912
Schuessler, Nick	3	2014,15,16
Scott, Artavis	3	2014,15,16
Scott, Cameron	1	2018
Scott, Dorell	4	2005,06,07,08
Scott, Jeff	3	2000,01,02
Scott, Jim	3	1981,82,83
Scott, Randy	4	1975,76 ^{cc} ,77 ^{cc} ,78 ^{cc}
Scott, Shane	3	1989,90,91
Scott, William	2	1974,75
Scrudato, Ron	3	1959,60,61
Sealy, Sonny	1	1982
Sease, Jody	2	1984,85
Sease, Tommy	2	1955,56
Seay, Pitts	1	1943
Seckinger, Stanton	4	2012,13,14,15 ^{cc}
Seegars, Stacy	4	1990,91,92,93
Seigler, Eddie	3	1970,71,72
*Segars, Al	1	1937
*Segars, Kent	1	1936
Sekas, Connor	1	2017
Sellers, Joe	2	1963,65
Sensabaugh, Coty	4	2008,09,10,11 ^{cc}
Seth, Mike	3	1997,98,99
Setzekorn, Ken	2	1984,85
Seyle, Rusty	3	1986,87,88
Sharpe, Bill	1	1964
*Sharpe, Bob	3	1938,39,40 ^{cc}
Sharpe Jr., Bob	2	1975,76
*Sharpe, F.J.	1	1931
*Sharpe, Tommy	3	2002,03,04
Shatley, Tyler	4	2010,11,12,13 ^{cc}
Shaw, Milt	1	1994
*Shealy, A.S. (Shack)	4	1896,97,98,99
Shealy, Pat	2	1971,72
Shell, Bob	3	1970,72,73
Sheppard, Ashley	4	1989,90,91,92 ^{cc}
Shields, John	2	1968,69
*Shingler, Lowndes	3	1958,59,60 ^{cc}
Shirley, Will	1	2021
*Shirley, Jim	3	1950,51,52
Shish, Paul	1	1969
*Shockley, J.A.	1	1922
*Shore, Harry	3	1933,34,35 ^{cc}
Shown, Jack	2	1952,53
Shuey, Spencer	4	2010,11,12,13 ^{cc}
*Shuford, Don	3	1934,35,36
*Siegel, Reuben	3	1929,30,31
Siepe, Jeff	3	1970,71,72
Silver, Dennis	1	1974
Simmons, Anthony	3	1995,96,97
Simmons, Caleb	1	2010
Simmons, Isaiah	3	2017,18,19 ^{cc}
*Simmons, Ralph	1	1937
*Simmons, T.D. (Shag)	1	1919
*Simmons, Wayne	4	1989,90,91,92 ^{cc}
Simmons, Willie	3	2000,01,02
Simpson, Don	1	1943
Simpson, John	4	2016,17,18,19 ^{cc}
Simpson, LaMarick	4	1992,93,94,95
Simpson, Trenton	2	2020,21
Simpson, Tyrone	3	1989,90,93
*Sims, David	4	1977,78,79,80

Sims, Marvin	3	1977,78,79
*Sitton, Vet	2	1902,03
Sizer, Danny	3	1988,89,90
Skalski, James	6	2016,17,18,19,20 ^{cc} ,21 ^{cc}
Skiffey, Jim	1	1962
Skinner, Matt	2	2009,10
Smalls, Andy	3	1950,52,53
Smart, Bill	1	1944
Smith, Akil	2	1998,99
Smith, Bill	4	1977,78,79,81
Smith, Brent	2	2003,06
Smith, Bryant	1	1998
Smith, Cannon	4	2015,16,17,18
Smith, Chad	4	2016,17,18,19
Smith, Darrell	4	2010,11,12,13
Smith, David	4	2008,09,10,11
Smith, Dennis	3	1973,74,75 ^{cc}
Smith, Emory	4	1993,94,95,96
*Smith, Glenn	3	1949,50,51
Smith, Gregg	1	1976
Smith, Harold	1	1959
Smith, Jack	2	1958,59
Smith, Joey	2	1979,80
Smith, Joshua	1	2003
Smith, Lynn	1	1979
Smith, Matt	3	1977,78,79
*Smith, Randy	1	1965
Smith, Richard	4	1985,86,87,88
Smith, Robert	4	2011,12,13,14
Smith, Ronnie	4	1974,75,76,77
Smith, Shaq	2	2017,18
*Smith, Sterling	2	1949,50
*Smith, Terry	4	1990,91,92,93
Smith, Thorny	1	1968
Smith, Van	3	2015,16,17
Smith, Willie	3	1954,55,57
*Snead, W.F. (Bill)	1	1901
*Snowden, Moon	1	1927
Snyder, Paul	3	1957,58,59 ^{cc}
Sobeski, Michael	4	2011,12,13,14
Solomon, Louis	4	1992,93 ^{cc} ,94 ^{cc} ,95 ^{cc}
*Soloman, Homer	1	1930
Somani, Jamie	2	1999,00
Sooval, Jeff	3	1976,77,78
Sorrells, Brian	1	2007
Southerland, Ivan	3	1967,68,69 ^{cc}
*Sowell, Frank	1	1930
*Sox, Greg	1	1986
*Spearman, Jack	2	1920,21 ^{cc}
Speck, Chad	4	1997,98,99,00 ^{cc}
Spector, Baylon	4	2018,19,20,21 ^{cc}
Spector, Brannon	1	2020
Spector, Robbie	3	1988,89,90
Spence, Alex	2	2017,18
Spence, Austin	2	2017,18
Speros, Jim	1	1980
Spewiek, Brandon	1	2008
Spiers, Bill	1	1986
Spiers, Will	5	2017,18,19,20,21 ^{cc}
Spiller, C.J.	4	2006,07,08,09 ^{cc}
Spooner, Bob	3	1955,56,57
Spry, David	4	1983,85,86,87
Squires, Tappay	1	1969
Stacy, Jack	1	1942
Stanford, Calloway	1	1940
Stephens, Darnell	4	1991,92,93,94
*Stephens, Tony	2	1986,87
*Stevens, Alex	3	1932,33,34
*Stevens, R.G.	1	1909
Steward, Tony	4	2011,12,13,14
Stewart, Cade	4	2017,18,19,20 ^{cc}
Stewart, Dante	1	2012
*Stewart, J.D.	1	1924
Stewart, Watt	1	1944
Stocks, Jeff	3	1971,72,73
Stockstill, Jeff	3	1980,81,82
Stockunas, Jason	2	1997,99
Stone, Daniel	1	2015
Stone, Don	1	1973
Stone, Preston	1	2008
Stone, Tyler	1	

LETTERMEN

Stuckey, Jim	4	1976,77,78,79
Stuermann, Russell	1	2001
Sublette, Richard	1	1948
* Suggs, H.L.	2	1914,15
* Sullivan, Frank	3	1897,98,99
Sultis, Jim	3	1945,46,47
* Summers, J.C. (Chuck)	2	1905,06
Sursavage, Butch	3	1965,66,67
Sursavage, Jim	3	1968,69,70 ^{cc}
Suttle, Jeff	4	1980,81,82,83
Sutton, George	1	1962
* Sweatte, Johnny	1	1941
* Swetenburg, J.R.	2	1920,21
Swift, Bob	1	1963
Swing, Dale	3	1982,83,84
Swinney, Drew	3	2019,20,21
Swinney, Jack	1	2017
Swinney, Will	5	2017,18,19,20,21
Swint, Kevin	2	2020,21
* Swofford, Bob	3	1927,28,29
* Swygert, George	2	1896,97
Symmes, Brian	1	2012

T

Player	VL	Year(s)
* Talley, J.H.	1	1926
Tankersley, Cordrea	4	2013,14,15,16
Tate, Marcus	1	2021
Tate, Trey	4	2002,03,04,05
Taylor, Bruce	1	1990
Taylor, Jeff	1	1989
* Taylor, Jerry	2	1961,62
Taylor, J.W.	1	1943
Taylor, Rendrick	4	2005,06,07,09
Taylor, Vince	4	1986,87,88,89
Taylor, Will	1	2021
Tchio, Paul	2	2020,21
Teasdall, Andy	2	2015,16
Temples, Jamison	1	1992
* Tennant, A.B. (Dutch)	4	1921,22,23,24
Terrell, A.J.	3	2017,18,19
* Testerman, Don	2	1974,75
* Thackston, L.P.	3	1917,18,19
* Thomas, Bill	3	1956,57,58 ^{cc}
Thomas, Brandon	4	2010,11,12,13 ^{cc}
Thomas, David	1	1972
* Thomas, Doug	4	1987,88,89,90
Thomas, Franklin	2	1992,93
Thomas, Rodney	4	1999,00,01,02
Thomas, Ronnie	2	2000,02
Thomas, Xavier	4	2018,19,20,21
Thomason, Johnny	1	1955
Thomason, Ty	1	2018
Thompson, Brandon	4	2008,09,10,11 ^{cc}
Thompson, Dave	3	1968,69,70
* Thompson, Doug	1	1955
* Thompson, J.W.	1	1916
Thompson, John	3	1996,97,98
Thompson, Marion	3	1950,51,52
* Thompson, Oscar	3	1946,47,48
Thompson, Trevion	4	2015,16,17,18
Thornton, Mark	2	1978,79
Thornton III, Ray	2	2020,21
* Thornton, R.E.	1	1918
Thorsland, Oscar	3	1960,61,62
Thurlow, Cody	1	2013
Thurman, Cardell	1	1992
Tice, Johnny	1	1954
* Tillman, Henry	1	1902
Tillotson, Brian	1	1994
* Timmerman, W.P. (Pap)	2	1926,27
* Timmons, Charlie	3	1939,40,41
* Timothy, Gifford	3	2011,12,13
* Tinsley, Sid	3	1940,41,44 ^{cc}
Tisch, Logan	2	2016,18
* Tisdale, Charlie	3	1938,39,40
Todd, Moe	1	1969
Tolley, Charlie	2	1967,69 ^c
* Tomkins, F.G.	1	1896
Tomkins, James	3	1966,67,68
Townsend, Lateek	2	2011,12
Trapp, Amir	2	2016,17
Trapp, James	4	1989,90,91,92
Trayham, Arden	1	1943
Traylor, Drew	2	2010,11
Traynham, Tyler	1	2019
Treadwell, David	3	1985,86,87
* Trembley, Jimmy	1	1969
Tremel, Taylor	1	2006

* Trexler, Bru	2	1937,39
Trimble, Jamie	3	1994,95,96
Triplett, Danny	4	1979,80,81,82
* Trobaugh, Allen	1	1938
* Trobaugh, Earl	1	1938
Trotter Jr., Jeremiah	1	2021
Trotter, Mason	2	2020,21
Troy, Mike	2	1963,64
Trumpore, Arthur	1	1943
* Troutman, John	3	1933,34,35
Tucker, Bryn	1	2021
Tucker, Harrison	1	2015
Tucker, Kyle	1	2003
Tucker, Richard	1	1988
* Turbeville, A.C.	1	1912
* Turbeville, Horace	1	1956
Turner, Bo	2	1945,46
Turner, Elijah	2	2019,20
* Turner, H.M. (Tuck)	1	1907
Turner, Nolan	5	2017,18,19,20 ^{cc} ,21 ^{cc}
* Turnipseed, Rhett	1	1922
Turpin, Bucky	2	1966,67
Tuten, Rich	3	1976,77,78
Tuttle, Perry	4	1978,79,80,81 ^{cc}
Tyler, O.J.	2	1974,76
Tyner, Mitch	2	1973,74

U

Player	VL	Year(s)
Uiagalelei, DJ	2	2020,21
Underwood, Willie	4	1977,78,79,80 ^{cc}
Upshaw, Regan	5	2018,19,20,21
Usher, Lewis	4	1991,92,93,94
* Ustry, George	3	1957,58,59

V

Player	VL	Year(s)
* Valentine, Jack	1	1926
Van Gieson, Sam	1	2012
Varn, Guy	1	1983
Varn, Rex	4	1976,77,78,79
Vaughan, Bradley	1	2001
Vaughan, Mark	1	1985
Vaughn, Khaleed	4	2000,01,02,03
Vaughn, Nigel	2	2002,03
Venables, Jake	3	2019,20,21
Venables, Tyler	2	2020,21
* Veronee, Jack	3	1959,60,61
Vincent, Cortney	3	2005,06,07
Vinson, Blake	1	2018
* Vogel, R.T.	2	1896,97

W

Player	VL	Year(s)
Wade, Chris	1	2007
* Wade, Connie	2	1966,67
Wade, D.A.	1	1952
* Wade, Don	3	1949,50,51
* Wade, Grady	1	1920
Wade, Michael	4	2007,08,09,10 ^{cc}
Wade, Mike	1	1981
Wade, Scott	1	2002
Wagner, Larry	1	1958
Waldrep, Joe	2	1964,65
Waldrep, Perry	1	1967
Walker, Duane	4	1984,85,86,87
Walker, Gregory	4	2000,01,02,03 ^{cc}
* Walker, Henry	2	1946,47
* Walker, John E.	3	1923,24,25
Walker, Landon	4	2008,09,10,11 ^{cc}
* Walker, Norman	4	1897,98,99 ^{cc} ,00 ^{cc}
* Walker, R.H.	2	1909,10
Walker, Roy	2	2005,06
* Wall, J.E.	1	1926
* Wall, Pete	2	1953,55
Wallace, K'Von	4	2016,17,18,19 ^{cc}
Wallace, Nelson	4	1973,74,75,76
Walliser, Tristan	1	2019
Walls, Henry	3	1983,84,85
Walters, Henry	2	1970,71
Walters, Joey	3	1974,75,76 ^{cc}
Ward, Billy	3	1962,63,64
Ward, Diamond	3	1995,96,97
Ward, Jimmy	3	1950,51,52
Ware, Billy	3	1966,67,68
* Warr, Elza	2	1926,27
* Warren, George	2	1906,07
Washburn, Brady	2	1999,00
Washington, Donnell	3	2001,02,03

Washington, Jay	2	1972,73
Waters, Anthony	4	2003,04,05,06 ^{cc}
Waters, Charlie	3	1967,68,69
Watkins, Carlos	4	2012,14,15,16
Watkins, Nick	4	2004,05,06,07
Watkins, Sammy	3	2011,12,13
Watkins, T.J.	4	1998,99,00,01
Watson, Ben	2	1969,70
* Watson, Charles	2	1933,34
Watson, Deshaun	3	2014,15,16 ^{cc}
Watson, John	1	1985
Watson, Josh	4	2011,12,13,14
Watson, Matt	1	2002
Watson, Ronald	4	1981,82,83,84
Watson, Ronald	1	2009
Watson, Speedy	2	1994,95
Watson, Taylor	3	2012,13,14
Watts, Justin	5	1996,97,98,99,00
Watts, Waldo	2	1969,70
Weaver, Billy	2	1962,63
* Webb, Clare (Tanny)	4	1911,12,13,14
Webb, Gary	3	1976,77,78
* Webb, H.B.	1	1922
* Webb, Hugh	1	1940
Webb, Jack	2	1957,58
* Webb, Mike	1	1904
Webb, Travers	4	1973,75,76,77
Webster, Reid	4	2011,12,13,14
Weddington, Rick	2	1976,77
Weeks, Jimmy	3	1975,76,77
Weeks, Scott	1	1981
Welch, Ken	2	1976,77
* Welch, Maxcey	1	1930
Welch, Nelson	4	1991,92,93,94
Wells, Jeff	4	1980,82,83,84
Wells, Jim	2	1976,77
Wells, Jimmy	3	1951,52,53
Wells, Joel	3	1954,55,56 ^{cc}
Werner, Chuck	3	1966,68,69
Wernitz, Eddie	3	1960,61,62
* Werts, Rufus	2	1931,32
* Wertz, J.B.	2	1922,23
Wessinger, Ron	1	1989
West, Calvin	3	1959,60,61 ^{cc}
West, Fernandez	2	1988,89
West, Ron	1	1978
Whetsell, Britton	1	2008
Whingter, Matt	1	2000
Whipple, Rod	1	2002
White, Clyde	3	1952,53,54 ^{cc}
* White, Harvey	3	1957,58,59 ^{cc}
* White, J.D.	1	1896
White, Paul	1	2000
White, Raymond	4	1994,95,96,97 ^{cc}
White, Tore	2	2000,01
* White, W.P.	2	1908,09
Whitehurst, Charlie	4	2002,03,04,05 ^{cc}
* Whitley, Curtis	3	1988,90,91
Whitmire, Jim	4	1943,46,47,48
Whitten, Red	3	1952,53,54
* Wiehl, E.M.	1	1916
Wiggins, Don	2	1969,70
Wiggins, Korrin	3	2013,14,16
Wiggins, Nate	1	2021
Wiggs, Milton	1	1945
Wiksell, Chris	1	2004
* Wild, Ormond	1	1953
* Wiles, Bill	3	1935,36,37
* Wilhite, F.T. (Rusty)	1	1921
Wilkins, Christian	4	2015,16,17 ^{cc} ,18 ^{cc}
Willard, Jonathan	4	2009,10,11,12
Williams, Anthony	2	2001,02
Williams, Bobby	3	1947,48,49
* Williams, Bratton	2	1923,24
Williams, Braxton	2	1982,83
Williams, Braxton K.	4	1998,99,00,01
Williams, Brett	4	1993,94,95,96
Williams, DeShawn	4	2011,12,13,14
Williams, E.J.	2	2020,21
Williams, Eric	1	1996
Williams, Garrett	3	2015,16,18
Williams, Greg	2	2020,21
* Williams, Jack	3	1920,21,22
Williams, Jalen	4	2015,16,17,18
Williams, Jerome	2	1986,89
Williams, Jerrold	2	2012,13
Williams, Jordan	3	2018,19,20
Williams, Keith	3	1983,84,85
Williams, Kwam	2	2005,06

Williams, LeAnthony	3	2018,19,20
* Williams, M.H.	2	1917,19
Williams, Mike	3	2013,14,16
* Williams, Pat	4	1985,86,87,88
Williams, Paul	1	1978
Williams, Perry	4	1983,84,85,86
Williams, Ray	4	1983,84,85,86
Williams, Rodney	4	1985,86,87,88 ^{cc}
Williams, Ronald	3	1990,91,92
Williams, Scott	4	1981,82,83,84
* Williams, Tommie	1	1904
Williams, Tommy	2	1953,54
Williams, Toney	3	1976,77,78
Williams, Tré	1	2021
Williams, Undre	2	1994,95
Williamson, Bobby	4	2002,03,04,05
Williamson, Jimmy	3	1972,74,75 ^{cc}
* Willimon, Gene	2	1932,33
* Willis, Albert	1	1950
* Willis, Don	3	1936,37,38
* Willis, C.C. (Red)	4	1921,22,23,24
Wilson, Jim	1	1959
Wilson, Mac	3	1969,70,71
Wilson, Mond	4	1994,95,96,97
Wilson, Pierre	4	1990,91,92,93
Wilson, Ralph	1	1944
* Windham, E.E.	1	1907
* Windham, Kermit	1	1936
Wingo, Billy	4	1973,74,75,76
Winslow, Charles	4	1992,93,94,95
Wirth, Frank	3	1969,71,72 ^{cc}
Wise, Frank	4	1972,73,74,75
* Withers, George	3	1950,51,52
Witherspoon, Derrick	4	1990,91,92,93
Witherspoon, Terry	4	1997,98,99,00
* Witsell, Fredric	3	1915,16,17 ^c
* Wofford, Brian	4	1996,97,98,99
Wood, Benji	1	1994
* Woodruff, Foggy	3	1928,29,30
* Woods, Charlie	3	1936,37,38 ^c
* Woods, Footsie	2	1941,45
Woods, Joe	2	1995,96
* Woods, Smith	1	1903
* Woodward, Henry	3	1932,33,34 ^c
Woodward, Morgan	3	1999,00,01
* Woodward, H.M. (Jake)	3	1900,09,10
Woodford, Donnell	4	1985,86,87,88 ^{cc}
* Wray, A.F. (Bull)	2	1921,22
* Wray, Jack	2	1924,25
Wright, Charlie	3	1940,41,42 ^c
Wright, Corico	4	2009,10,11,12
Wright, John	2	2009,10
Wright, Tom	2	1940,41
* Wrightenberry, Earl	3	1950,51,52
Wurst, Jim	3	1980,81,82
Wyatt, Antwan	3	1993,94,95
Wyatt, Charlie	2	1922,53
Wyatt, Rick	4	1976,77,78,79
* Wyndham, Wyndie	3	1948,49,50
Wyynn, Stephon	3	1991,93,94
* Wyse, Fred	3	1935,36,37

Y

Player	VL	Year(s)
* Yarborough, Mule	2	1929,30
* Yarborough, Al	3	1933,34,35
Yauger, Ray	3	1968,69,70 ^{cc}
Yeagin, Richard	3	2015,16,18
Yeomans, Ken	1	1980
Young, Eric	3	1977,78,79
Young, Kyle	4	1998,99,00,01
Young, Will	3	1993,94,95
Youngblood, Kevin	3	2000,02,03
Yow, Ken	1	1983

Z

Player	VL	Year(s)
Zachery, Travis	3	1998,99,00
Zager, Emil	1	1958
Zanders, Lannden	2	2019,20
Zanders, Sam	2	1996,97
* Zeigler, F.M.	3	1920,21,22

HEAD COACHING RECORDS

#	Head Coach	Alma Mater	Years	Seasons	Games	Conf. Champ.	Top-25 Years	7 or less or OT	Conference	vs. Ranked	
1	Walter Riggs	Auburn '93	1896,99	2	9	NA	NA	0-1	NA	NA	
2	W.M. Williams	Auburn '96	1897	1	4	NA	NA	0-0	NA	NA	
3	John Penton	Auburn '98	1898	1	4	NA	NA	0-0	NA	NA	
4	John Heisman	Pennsylvania '92	1900-03	4	24	3	NA	2-3-2	11-1-2	NA	
5	Shack Shealy	Clemson '00	1904	1	7	NA	NA	1-2-1	NA	NA	
6	Eddie Cochems	Wisconsin '01	1905	1	6	NA	NA	0-1-1	NA	NA	
7	Bob Williams ⁸	Virginia '02	1906,09,13-15,26	6	46	1	NA	8-6-6	4-0	NA	
8	Frank Shaughnessy	Notre Dame '05	1907	1	8	NA	NA	2-2	NA	NA	
9	John Stone	Vanderbilt '08	1908	1	7	NA	NA	0-3	NA	NA	
10	Frank Dobson	Peddie Institute	1910-12	3	24	NA	NA	0-2-1	NA	NA	
11	Wayne Hart	Georgetown (Ky.) '12	1916	1	9	NA	NA	1-1	NA	NA	
12	Edward Donahue	Washington and Lee '16	1917-20	4	36	NA	NA	4-4-3	NA	NA	
13	E.J. Stewart	Case Western Reserve	1921,22	2	18	0	NA	1-0-2	1-5	NA	
14	Bud Saunders	Missouri '11	1923-26	4	28	0	NA	5-5-1	1-9-1	NA	
15	Josh Cody	Vanderbilt '17	1927-30	4	41	0	NA	9-2-1	12-9	NA	
16	Jess Neely	Vanderbilt '23	1931-39	9	85	0	1	14-14-7	18-13-2	1-0	
17	Frank Howard	Alabama '31	1940-69	30	295	8	6	49-45-12	*100-48-5	9-31-1	
18	Hootie Ingram	Alabama '55	1970-72	3	33	0	0	4-3	8-10	1-6	
19	Red Parker	Arkansas A&M '53	1973-76	4	44	0	0	9-8-2	10-11-1	0-5	
20	Charley Pell	Alabama '61	1977,78	2	23	1	2	6-2-1	10-1-1	2-3	
21	Danny Ford ^f	Alabama '70	1978-89	12	129	5	7	26-19-4	44-14-1	20-12-1	
22	Ken Hatfield	Arkansas '65	1990-93	4	46	1	3	8-5-1	19-10-1	8-7	
23	Tommy West ^w	Tennessee '76	1993-98	6	59	0	0	6-14	21-19	4-12	
24	Tommy Bowden	West Virginia '77	1999-08	10	117	0	4	19-23	43-32	13-23	
25	Dabo Swinney^s	Alabama '93	2008-21	14	186	7	12	32-18	91-19	36-23	
Totals					126	1,288	26	35	206-183-45 (.526)	393-201-14 (.658)	94-122-2 (.436)

#	Head Coach	Aug./Sept.	Oct.	Nov.	Dec./Jan.	Bowl	Home	Away	Neutral	Overall	Win %
1	Walter Riggs	0-0	2-2	4-1	0-0	NA	0-0	3-3	3-0	6-3	.667
2	W.M. Williams	0-0	1-2	1-0	0-0	NA	0-0	2-2	0-0	2-2	.500
3	John Penton	0-0	1-1	2-0	0-0	NA	1-0	1-1	1-0	3-1	.750
4	John Heisman	0-0	10-2-1	9-1-1	0-0	NA	4-0	11-2-1	4-1-1	19-3-2	.833
5	Shack Shealy	0-0	2-2	1-1-1	0-0	0-0	1-1	1-1-1	1-1	3-3-1	.500
6	Eddie Cochems	0-0	2-0-1	1-2	0-0	0-0	0-0-1	2-2	1-0	3-2-1	.583
7	Bob Williams ⁸	2-0	9-9-5	10-10-1	0-0	0-0	6-2-2	12-12-3	3-5-1	21-19-6	.522
8	Frank Shaughnessy	1-0	2-1	1-3	0-0	0-0	2-2	1-1	1-1	4-4	.500
9	John Stone	1-0	0-3	0-3	0-0	0-0	1-1	0-3	0-2	1-6	.143
10	Frank Dobson	1-0	6-6	4-6-1	0-0	0-0	4-3	7-6	0-3-1	11-12-1	.479
11	Wayne Hart	1-0	1-3	1-3	0-0	0-0	2-1	1-1	0-4	3-6	.333
12	Edward Donahue	4-0	7-7-1	10-5-2	0-0	0-0	11-3-1	5-8-2	5-1	21-12-3	.625
13	E.J. Stewart	0-1	4-3-1	2-5-1	0-1	0-0	4-2	2-7-1	0-1-1	6-10-2	.389
14	Bud Saunders	2-2-1	4-8	4-7	0-0	0-0	7-6-1	3-9	0-2	10-17-1	.375
15	Josh Cody	6-0-1	16-1	7-9	0-1	0-0	13-0-1	9-8	7-3	29-11-1	.720
16	Jess Neely	10-4-2	15-18-3	17-13-2	1-0	1-0	16-3-2	20-27-4	7-5-1	43-35-7	.547
17	Frank Howard	34-18-4	54-57-4	72-39-4	5-4	3-3	81-30-2	72-81-8	12-7-2	165-118-12	.580
18	Hootie Ingram	3-5	6-8	3-8	0-0	0-0	7-9	3-12	2-0	12-21	.364
19	Red Parker	3-8-1	6-10-1	8-7	0-0	0-0	12-9-1	5-16-1	0-0	17-25-2	.409
20	Charley Pell	4-2	9-0	5-1-1	0-1	0-1	9-2	9-1-1	0-1	18-4-1	.804
21	Danny Ford ^f	26-11-2	36-8	28-8-2	6-2	6-2	53-12-3	36-15-1	7-2	96-29-4	.760
22	Ken Hatfield	10-4	11-5-1	9-3	2-1	1-1	22-3-1	8-9	2-1	32-13-1	.707
23	Tommy West ^w	9-11	9-10	12-4	1-3	1-3	18-13	12-12	1-3	31-28	.525
24	Tommy Bowden	29-14	21-15	18-11	4-5	3-5	45-17	23-22	4-6	72-45	.615
25	Dabo Swinney^s	44-8	44-9	43-11	19-8	11-7	85-7	46-20	19-9	150-36	.806
Totals		190-88-11 (.676)	278-190-18 (.591)	272-161-16 (.624)	38-26 (.594)	26-22 (.542)	404-126-15 (.755)	294-281-23 (.511)	80-58-7 (.576)	778-465-45	.622

⁸ - coached five games in 1926; ^f - coached one game in 1978; ^w - coached one game in 1993; ^s - coached seven games in 2008; * - includes a 66-30-2 (.684) record in ACC games

COACHING RECORDS

WINS

Category	Season	Career
Overall	15, Dabo Swinney (2018)	165, Frank Howard (1940-69)
Home	7, many	85, Dabo Swinney (2008-21)
Away	5, many	72, Frank Howard (1940-69)
Away/Neutral	8, Dabo Swinney (2016,18)	84, Frank Howard (1940-69)
ACC*	9, Dabo Swinney (2015,18-20)	98, Dabo Swinney (2008-21)
Conference*	9, Dabo Swinney (2015,18-20)	100, Frank Howard (1940-69)
Bowl	2, Dabo Swinney (2016,18)	11, Dabo Swinney (2008-21)
Top 25 [^]	6, Dabo Swinney (2017)	36, Dabo Swinney (2008-21)
Top 10 [^]	3, Danny Ford (1981)	19, Dabo Swinney (2008-21)
By 7 Points or Less	3, Dabo Swinney (2015,16)	49, Frank Howard (1940-69)

WINNING PERCENTAGE

Category	Season	Career
Overall	100.0 (12-0), Danny Ford (1981)	83.3 (19-3-2), John Heisman (1900-03)
Home	100.0 (15-0), Dabo Swinney (2018)	100.0 (7-0), many
Away	100.0 (5-0), many	92.4 (85-7), Dabo Swinney (2008-21)
ACC*	100.0 (9-0), Dabo Swinney (2015,18,19)	83.1 (98-20), Dabo Swinney (2008-21)
Conference*	100.0 (9-0), Dabo Swinney (2015,18,19)	83.1 (98-20), Dabo Swinney (2008-21)
Bowl	100.0 (2-0), Dabo Swinney (2016,18)	75.0 (6-2), Danny Ford (1978-89)
Top-25 [^]	100.0 (5-0), Dabo Swinney (2016)	62.1 (20-12-1), Danny Ford (1978-89)
Top-10 [^]	100.0 (3-0), Danny Ford (1981)	65.5 (19-10), Dabo Swinney (2008-21)
By 7 Points or Less	87.5 (7-1), Dabo Swinney (2016)	*64.0 (32-18), Dabo Swinney (2008-21)

* - includes ACC Championship Games; ^ - AP, coaches or CFP ranking; ° - minimum 15 games



FORMER HEAD COACHES

WALTER RIGGS 1896-99

Walter Riggs could easily be called the father of Clemson Football. He coached the football program at Clemson, not only because he had football experience, but he was also one of only two people on the Clemson campus to have ever seen a football game when the sport started in 1896. (The other person was Frank Thompkins who played in the backfield on Clemson's first team in 1896).

On Sept. 30, 1896, a small crowd gathered in one of the barracks' rooms and the group discussed the feasibility of organizing a football association. A committee of three was appointed to consult Professor Riggs as to management of a football team and to ask his aid as coach.

When the Tigers traveled to Furman for their first game on Oct. 31, 1896, it was the first time that many of the players had ever seen a full-sized regulation football field.

Riggs stepped down as football coach after the first season because the players wanted him to devote all his time to being a professor in the engineering department.

Riggs could easily be called a loyal man, as he answered the need of the Clemson football team again in 1899. The Clemson Athletic Association was low on money and could not afford to hire a coach. Therefore, he again answered the call of the school and became head coach in 1899 for free.

Riggs originally came to Clemson from Auburn. He graduated with top honors in 1893 with a B.S. degree in electrical and mechanical engineering. At Auburn, he was captain and catcher of the baseball team as well as the manager and left end of the football team. He also served as class president and was the director of the Glee Club.

Upon his graduation at Auburn, he was assistant to the president of the college until 1896, then he made his trek to Clemson.

Riggs later became president of Clemson on March 7, 1911 and in 1915, a new football stadium with other athletic facilities was named in his honor as Riggs Field. It is currently the home of the Tiger soccer team. In two years of coaching, Riggs guided the Tigers to a career record of 6-3.

W.M. WILLIAMS 1897

Clemson's second coach, W.M. Williams, was a native of West Point, Ga. He played at Auburn on the teams of 1894, 1895 and 1896, under the coaching of John Heisman. He was considered the best blocking halfback in the south. Williams led Clemson to the state championship and to a 2-2 season. During his time as coach, Clemson played two games in three days. Clemson was victorious over the Charlotte Y on October 23, but lost to North Carolina 28-0 on October 25.

JOHN PENTON 1898

The Tigers' third coach, J.A. Penton of Alabama, was captain and starting guard on the University of Virginia teams of

1893, 1894 and 1895. He was captain of the '95 Virginia team that beat North Carolina to win the Championship of the South. Penton also played fullback at Auburn in '97 under John Heisman's coaching. Under Penton, Clemson won 55-0 over Bingham in its first home game, as W.C. Forsythe kicked every point after touchdown (11). In his only season at Clemson, Penton guided Clemson to a 3-1 record and the state title.

JOHN HEISMAN 1900-03

One of the most famous football coaches in the nation, John Heisman, coached at Clemson from 1900-03. He turned Clemson from virtually an unknown college to a southern powerhouse at the turn of the century. Heisman attended Brown University, taking the two-year law course offered at that time, and was a center on the football team. During the fall of 1889, he transferred to Pennsylvania. He lettered in football at both schools and graduated from Pennsylvania in 1893.

In the spring of 1894, Walter Riggs was a graduate manager for the football team at Auburn. It fell on his shoulders to find a coach for the season of 1895. Riggs wrote to Carl Williams, the Pennsylvania captain of 1894, asking him to suggest a suitable coach. He replied recommending J.W. Heisman, an ex-Pennsylvania player, and his coach at Oberlin.

After several weeks, Riggs finally found Heisman in Texas, where he was raising tomatoes. Having sunk all of his capital into the tomato venture, he was glad to return to his old love. He readily went to coach at Auburn for \$500 a year.

His coaching career began at Oberlin in 1892 and lasted 36 years. It included positions at Akron, Auburn, Clemson, Georgia Tech, Pennsylvania, Washington & Jefferson and Rice. He had an overall career record of 185-70-17.

John Heisman invented the hidden ball trick, the handoff, the double lateral and the "flea flicker." He pioneered the forward pass, arguing that it would scatter the mob. Heisman also originated the center snap and the word hike (previously the center used to roll the ball on the ground to the quarterback).

Heisman guided Clemson to conference titles in 1900 and 1902, and he led the Tigers to their first "bowl game" in 1903, when Clemson and Cumberland met on November 26 for the "Championship of the South." Cumberland, who had earlier defeated Auburn, Alabama and Vanderbilt, was considered to be champion of the southern states of Louisiana, Mississippi, Alabama, Tennessee and Kentucky. The game was played on a neutral site, Montgomery, Ala. Cumberland and Clemson fought to an 11-11 tie. After the news got back to Clemson that the game was a tie, the students and the local townspeople built a bonfire and paraded around the campus.

Overall, Heisman took Clemson to a 19-3-2 record in his four seasons. His 83.3 winning percentage is still the best in Clemson history. He was also the Clemson baseball coach from 1901-1903.

SHACK SHEALY 1904

Shack Shealy holds the distinction of being the only Tiger to have coached his alma mater. He lettered at Clemson from 1896-99 and later played two years at Iowa State. Shealy was a four-year starter playing right guard, end and in his senior year, he played in the backfield. He only coached Clemson one year (1904) and led the Tigers to a 3-3-1 record, including wins over Alabama, Georgia and Tennessee.

EDDIE COCHEMS 1905

Ed Cochems lettered at Wisconsin in 1899, 1900 and 1901. He was described as a great halfback or end on the strong Wisconsin teams at the turn of the century, including the 1901 undefeated team. In his playing career, he had a 100-yard kickoff return in a 35-0 win over Chicago in 1901, and had four touchdowns against Notre Dame in 1900. After his playing days, he immediately went into coaching. He was the head coach of North Dakota in 1902 and 1903 and served briefly as an assistant with former teammate, Art Curtis at Wisconsin in 1904.

Cochems led Clemson to a 3-2-1 record overall, including wins over Georgia and Auburn. After his Clemson career, he was head coach and athletic director at St. Louis in 1906. After the forward pass was legalized in 1906, Cochems did something with the pass at once in his first year at St. Louis, while other coaches stuck with the running game. He taught his players not to throw the ball end-over-end, but instead like a projectile - a spiral. He called this new weapon a projectile pass.

Historians credit Cochems as being the first coach to use and perfect the first legal pass in a game. The first studied refinements in throwing the ball, which led to the spiral, occurred in 1906 under Cochems. Brad Robinson of St. Louis threw the first forward pass to Jack Schneider on Sept. 5, 1906 in Waukensha against Carroll.

BOB WILLIAMS 1906,09,13-15,26

Bob Williams is one of the few coaches in the nation to have coached football at two rivals. Williams coached football at both Clemson and South Carolina. Before coming to Clemson, he coached at Davidson in 1905. He coached at South Carolina for two years and guided the Gamecocks to a 6-1 record in 1902 and an 8-2 slate in 1903.

In his career at South Carolina, he administered the most unexpected defeat of Clemson, as he beat a heavily favored Heisman team, 12-6 in 1902.

He served the Tigers as head coach a total of four terms (1906,09,13-15,26). Between 1915-26, Williams practiced law in Roanoke, Va. and was the city's mayor.

One of the highlights of his career included leading the 1906 team to an unbeaten season (4-0-3), which included wins over Georgia, Auburn, Tennessee and a Heisman-coached Georgia Tech squad.

FRANK SHAUGHNESSY 1907

Frank Shaughnessy was known for his ability as a sports administrator. He served many positions, from a pro hockey coach to the International Baseball League Commissioner. A graduate in pharmacy at Notre Dame, he was captain of the baseball and football teams during his senior season. After his graduation in 1905, he coached baseball at Notre Dame. The summer before coming to Clemson, he played for Ottawa of the Eastern League. That summer, he played left field and ended the season with a .352 batting average. He played nine MLB games in 1905 and 1908 with Washington and the Philadelphia Athletics.

At Clemson, he coached the baseball teams during 1907 and 1908, and he was head football mentor in 1907, where he posted a 4-4 record.

Shaughnessy made his name in baseball, but he took part in many other sports. Besides being a sports legend at Notre Dame, he managed the NHL's Ottawa Senators to the 1915 Stanley Cup Finals and coached football teams at Clemson, Washington and Lee and McGill. He retired as the president of the International Baseball league in 1960.

In a game against Kansas, Shaughnessy ran 107 yards for the only Irish score, as Kansas won the game 24-5. Football fields were 110 yards back then and touchdowns were five points. This is still a Notre Dame record. He passed away in 1969.

JOHN STONE 1908

John Stone is one of three coaches who graduated from Vanderbilt and later became head football coach at Clemson. While at Vanderbilt, he was a member of the All-Southern Football team for four years. He was a big man for his time, standing 6'2". Clemson was 1-6 in 1908, but the Tigers lost many of their star players and substitutes from 1907 due to a college prank that saw 306 students expelled.

FRANK DOBSON 1910-12

Frank Dobson was a pro baseball player before coming to Clemson, as he was the property of the Pittsburgh Nationals. Walter Riggs, President of the Clemson Athletic Association, thought it was unfair to keep shuffling coaches year after year. He offered Dobson a three-year contract, which was the first contract offered and signed by a Clemson coach.

At Clemson, he coached football, basketball and baseball. He was Clemson's first basketball coach, leading it to its only undefeated season (4-0) in history in the inaugural season (1911-12). In 1912-13, Clemson had a 9-5 record. He was head baseball coach from 1911-13.

WAYNE HART 1916

Wayne Hart served as head coach at Clemson in 1916 and coached the Tigers to a 3-6 record. Under Hart, the Tigers defeated Furman and South Carolina. He played three seasons at tackle for

FORMER HEAD COACHES

Georgetown. Hart also played one season at George Washington. He was a member of the All-South Atlantic team on four occasions. Hart also served as an assistant coach at Georgetown.

In 1913, Hart coached the Washington Vigilantes, a professional football team, and did not lose a single contest. During his last two seasons prior to his arrival to Clemson, he coached various sports at Technical High School in Washington, D.C.

EDWARD DONAHUE 1917-20

Edward Donahue had to be one of the most organized men in the country. During the 1918-19 academic year, Donahue was the head coach of four Clemson sports... football, basketball, baseball and track. During his four-year career, he served as basketball and baseball coach for two years and head track coach for one season.

He was an outstanding athlete at Washington and Lee, where he played in the backfield on the football team and played catcher on the baseball diamond. Upon graduation, he was an assistant in football and was the head baseball and basketball coach.

E.J. STEWART 1921,22

E.J. Stewart was head football coach for two years at Clemson, 1921-22. However, he coached more than one sport during his stay at Tigertown. In the spring of 1921, Stewart coached the baseball and track teams while conducting spring football practice. During the fall, Stewart's football team had a 1-6-2 record, but he improved to a 5-4 slate in 1922. He went on to coach the track teams in 1922 and 1923.

Stewart was a standout athlete in football, baseball, basketball and track at Case Western Reserve University in Cleveland, Ohio. Upon his graduation, Stewart played, organized and served as head coach of the Massillon (Ohio) Professional football team.

Stewart also coached at Nebraska and Texas. At Nebraska, he led the Cornhuskers to a combined record of 11-4 in 1916 and 1917. The Cornhuskers also captured the Missouri Valley Conference title during both seasons. After leaving Nebraska, he entered the automobile business as President and Treasurer of the Stewart Motor Co. Due to the economic conditions at the time, he decided to go back into coaching.

BUD SAUNDERS 1923-26

Bud Saunders graduated from Missouri in 1911 with a bachelors degree in Law. At Missouri, he played both football and basketball. Saunders wanted to play two other sports, but a conference rule forbid a student-athlete from participating in more than two sports.

Saunders served as football coach at Knox College before arriving at Clemson. In football, Saunders coached for four seasons from 1923-26. He also coached the basketball teams in 1924 and 1925. Saunders' best season in football came

during the 1923 campaign, as he led the Tigers to a 5-2-1 record.

JOSH CODY 1927-30

Josh Cody, fondly known as "big man," will always be a favorite to Clemson fans. Cody, a big man in stature at 6-2, 220 pounds, led Clemson to victories over South Carolina for four straight years. He is the only coach in Clemson history who has been around more than two seasons who never lost a football game to South Carolina. He also defeated Furman three straight years. Cody had a 13-0-1 record in home games and posted a 72 percent winning mark overall, the fourth-best mark in Clemson history.

After a 5-3-1 start in the 1927 season, Cody guided the Tigers to back-to-back 8-3 seasons in 1928 and 1929. On May 6, 1929, to show appreciation, Cody was given a new Buick by the alumni, student body and faculty.

In his final season (1930), the Tigers finished with a record of 8-2. Cody also coached basketball at Clemson for five seasons and guided Clemson to a 16-9 slate in 1930. During the 1928-30 seasons, he guided Clemson to a 22-4 mark at home. Cody went on to coach Temple's men basketball team from 1942-52. He took the Owls to their first NCAA Tournament in 1944.

JESS NEELY 1931-39

Clemson played in its first bowl game under Jess Neely in the 1940 Cotton Bowl. The Tigers, unknown at the time, became a household word after defeating heavily-favored Boston College 6-3 in the Cotton Bowl. It was the Tigers' first victory over a top-20 ranked team in school history. Clemson had a 43-35-7 record during Neely's tenure.

Neely came to Clemson in 1931 and his recruitment of Banks McFadden took Clemson to another level. In 1938, Neely coached Clemson to a second-place finish in the Southern Conference with a 7-1-1 record.

In 1939, Banks McFadden became Clemson's second All-American, and the team concluded the season with a trip to Dallas for the Cotton Bowl. Neely left Clemson in January 1940 and moved on to Rice, where he took that school to new heights. Neely is a member of the College Football Hall of Fame. Neely's landmark accomplishments in the 1930s at Clemson contributed significantly to Clemson's outstanding football tradition.

FRANK HOWARD 1940-69

Frank Howard succeeded Jess Neely in 1940 when Neely moved on to Rice. He got the job when he seconded his own nomination during a meeting of the president and athletic council. He signed a one-year contract, then lost the document and never had another in his 30 years as head coach.

He graduated from Alabama in 1931, where he was a star lineman. He played in the 1930 Rose Bowl, then started his

coaching career under Neely at Clemson in 1931, and was a part of a rebirth of Tiger football in the late 1930s. He was an assistant on the 1939 team that posted a 9-1 mark and beat Boston College 6-3 in the Tigers' first bowl game.

In 1940, he began his head coaching career with a bang as he won the Southern Conference title, the first of eight conference titles Howard won in his coaching career, still a Tiger coaching record.

Howard had his most successful season in 1948 when he took Clemson to an 11-0 record, the Tigers' first perfect season since 1900. The campaign included a Southern Conference championship, a Gator Bowl win over Missouri and a No. 11 final ranking. He nearly duplicated the feat in 1950 when he guided Clemson to a No. 10 AP final ranking, a 9-0-1 finish and a 15-14 win over Miami (Fla.) in the Orange Bowl.

When he retired in 1969, Howard was the fifth-winningest coach in the nation with 165 victories, quite an accomplishment considering only 38 percent of his games were at home. He had 96 wins as an ACC coach, now fourth in conference history, and he captured six (five outright and one co-championship) ACC titles, a record Bobby Bowden broke in 1998. Howard's teams appeared in six bowl games, 63 of his players were drafted by the NFL, and 37 played in the league.

Howard, a native of Barlow Bend, Ala., had six top-20 seasons, won eight conference titles (two Southern, six ACC), won 100 conference games and was a two-time ACC Coach-of-the-Year. He coached 25 academic All-ACC selections and five Academic All-Americans. Eleven of his players were chosen on-the-field All-Americans. Howard was inducted into the College Football Hall of Fame in 1989 and he was inducted into the Clemson Ring of Honor in 1994.

HOOTIE INGRAM 1970-72

Hootie Ingram will be best remembered as the coach who made the Tiger Paw famous. Before his first year as head coach in 1970, Clemson introduced the Tiger Paw as the official logo of Clemson University's Athletic teams.

Ingram graduated from Alabama in 1955. He also received his master's degree in school administration from Alabama and later became Crimson Tide athletic director. The native of Tuscaloosa, Ala., was an All-SEC defensive back for the Crimson Tide as a senior. He had his best season (5-6) at Clemson in 1971. He also finished second in the ACC standings with a 4-2 league mark in 1971. He was later inducted into the Orange Bowl Hall of Fame.

RED PARKER 1973-76

Red Parker spent four years at Clemson as head coach. His 1974 squad lived up to the theme "Excitement Galore, Clemson Football '74" and had a 7-4 record, with victories over Georgia, Georgia Tech and South Carolina. Before arriving in Tiger-town, Parker spent seven years (1966-72)

as head coach at The Citadel. He guided the Bulldogs to a 8-3 record during in the 1971 campaign.

Parker earned a bachelor's degree in physical education from Arkansas A&M in 1953. He earned three letters each in football, basketball and track, as a running back-defensive back, second-baseman/shortstop and sprinter. He later served as head coach at Harmony Grove High School in Arkansas. He died Jan. 4, 2016.

CHARLEY PELL 1977,78

Charley Pell, who was Clemson's head coach in 1977,78 authored college football's Cinderella story in 1977. The Albertville, Ala. product took a team that was 3-6-2 in 1976, and led the 1977 Tigers to an 8-2-1 regular-season mark and a berth in the Gator Bowl. It was Clemson's first final top-20 season since 1959. He coached Clemson to a 10-1 regular season in the 1978 season before he left to become head coach at Florida. Clemson's 1978 team beat Ohio State in the Gator Bowl and finished ranked No. 6 in the AP poll in his second year as Clemson's head coach.

He was a near unanimous choice as ACC Coach-of-the-Year in 1977 and 1978, the first coach, regardless of sport, to win ACC Coach-of-the-Year honors in each of his first two years. A two-way starter and three-year letterwinner at Alabama, Pell was on its 1961 National Championship team.

He came to Clemson in 1976 and served as assistant head coach and defensive coordinator. Pell passed away in June 2001 after battling cancer.

DANNY FORD 1978-89

Danny Ford had an auspicious beginning to his head coaching career. He gained a 17-15 win over Ohio State in the 1978 Gator Bowl. The 30-year-old coach, the youngest in Division I at the time, also defeated a college football legend in a contest that put Clemson on the national map, as he defeated Woody Hayes in the latter's last game. He had taken over the coaching reigns on Dec. 10, 1978 when Charley Pell resigned to become head coach at Florida.

Ford kept things going in 1979 with wins over Georgia and Notre Dame and another trip to a bowl (Peach). In 1981, he helped Clemson reach the summit of college football by winning the national title. His Tigers downed three top-10 teams during the course of the 12-0 season that concluded with a 22-15 win over Nebraska in the Orange Bowl. Ford was named National Coach-of-the-Year.

The wins continued in 1982 and 1983, as Clemson had consecutive 9-1-1 years. Clemson finished in the top 12 in both years, and had a 30-2-2 record over a three-year period, best in the nation.

Clemson won three straight ACC titles under his guidance between 1986-88. In 1989, Clemson registered a 10-2 season and top 12 national ranking, the fourth straight season Clemson finished in the final AP top 20. He closed his career with



FORMER HEAD COACHES

a 27-7 win over West Virginia in the Gator Bowl, his sixth bowl win in eight tries and his fourth in succession.

Ford was the third winningest active coach in the nation on a percentage basis at the end of the 1989 season. He finished with a 96-29-4 career ledger at Clemson and remains one of only four coaches in ACC history with better than a 75 percent winning mark (minimum of four years). Ford finished his Tiger career with a 76-percent winning percentage and five ACC championships.

The 1969 Alabama graduate is still the youngest coach to win the national title, as he was just 33-years-old when the Tigers shocked the college football world in 1981. He coached 71 first-team All ACC selections and 26 All-Americans. Forty-two of his former Tigers were drafted by the NFL, and he earned 18 wins over AP top-20 teams during his career. Additionally, 11 of his former players won Super Bowl championship rings. At one stretch, his teams were ranked in the AP top 20 for 41 straight polls, a Tiger record. He had a 31-13-1 record against 15 coaches who are now in the Hall of Fame.

Ford is a member of the Clemson Hall of Fame, the state of South Carolina Hall of Fame and the Orange Bowl Hall of Fame.

Ford was an All-SEC pick and All-SEC Academic choice at Alabama. He attended Alabama initially on a basketball/football scholarship, but he only played football after his freshman season. Ford played in three bowl games for the Crimson Tide. He later served as head coach at Arkansas

from 1994-97. Ford was inducted into the Clemson Ring of Honor on Aug. 31, 2013 and was inducted into the College Football Hall of Fame in December 2017.

KEN HATFIELD 1990-93

Ken Hatfield led the Tigers to a 32-13-1 record during his four-year tenure, led the squad to three bowl appearances and an ACC championship. With a victory over Illinois in the 1991 Hall of Fame Bowl, Hatfield became the first Clemson coach to win 10 games in his first year and his .833 winning percentage was the best for a first-year Clemson coach since 1900, when John Heisman was 6-0. That season included six victories over teams with winning records, more than any other team that year with the exception of National Champion Georgia Tech.

Hatfield was also just the eighth coach in the previous 13 years to take a team to a top-10 AP final ranking in his first year with the program, as the Tigers finished the year No. 9 in the AP poll. The Helena, Ark. native would also lead the 1991 and 1993 Tiger teams to top 25-rankings. Clemson became the third school that Hatfield coached to a top-20 ranking, as his 1983 Air Force team ranked No. 15 and he led four Arkansas teams to top-20 rankings. He became the sixth coach in NCAA history to accomplish that feat.

Hatfield played for three years at Arkansas (1962-64) and was a starter on the 1964 National Championship team. The defensive back earned his fame as the

nation's top punt returner in 1963 and 1964. He was the first player to finish in the top two in the nation in punt returns three straight years, as he finished second in 1962. He retired as Rice's head coach in 2005 with 168 career wins. He is now retired and living in Arkansas.

TOMMY WEST 1993-98

Tommy West's five-year resumé as Clemson head coach included four bowl appearances, 12 road victories, 86 school records and unparalleled academic excellence. West took Clemson to three straight bowl games between the 1995 and 1997 seasons, just the second Clemson coach in history to take the Tigers to bowl games in three straight seasons.

Academically, 61 Tigers made the ACC Academic Honor Roll in his last four years, twice as many as his best previous four-year total in school history.

West took over as head coach on Nov. 29, 1993 and less than a month later had a bowl victory. The former Tennessee tight end succeeded Ken Hatfield, who left four days after a victory over South Carolina to end the 1993 season.

It was West's second tour of duty with Clemson. He had been a linebackers coach under Danny Ford between 1982-89. Clemson was 69-20-4 and had six AP top 20 finishes in that eight-year era.

West coached the Tigers in the 1993 Peach Bowl, a thrilling 14-13 win over Kentucky. He became the first coach in college history to win a bowl game in his first game without having coached the team in any capacity earlier in the year.

West's best season was 1995, as Clemson finished the regular season with five straight victories by 17 points or more and was invited to the Gator Bowl. Clemson was ranked in the top 25 of every poll at the end of the 1995 regular season. That Clemson team also finished fourth in the nation in rushing offense.

West recruited some of the top players in Tiger history. The school was in the top 10 in the nation in NFL draftees during the 1998 and 1999 selection process, and all 11 players were recruited by West. The list included three first-round defensive picks (Trevor Pryce, Anthony Simmons, Antwan Edwards). Clemson was the only school in the nation to have six defensive players drafted in 1999 and the only school to have a first-round defensive pick in 1997, 1998 and 1999.

The native of Gainesville, Ga. finished his career with a 31-28 record and had four wins over top-25 teams. He was the head coach at Memphis from 2001-09 and he led the Tigers to a nine-win season and the program's first bowl appearance in 32 years in 2003. He took Memphis to five bowls overall, and overall he coached in nine bowl games as a head coach. West was the defensive coordinator at Southern Mississippi in 2012 and is now an assistant coach at Middle Tennessee.

TOMMY BOWDEN 1999-08

Tommy Bowden was a consistent winner over his nine-and-a-half years as

Clemson's head coach. From 1999-08, he never had a losing season, and that included a streak of eight consecutive winning seasons from 2000-07. During those seasons, only four other Division I coaches had a winning season in all eight of those years with the same program.

Bowden was a two-time ACC Coach-of-the-Year, joining Frank Howard, Charley Pell, Danny Ford and Dabo Swinney with that distinction. He first won the honor in 1999, his first year when he took over a team that had been 3-8 the previous season, to a 6-6 season against a top-10 schedule according to the Sagarin ratings. Clemson played three undefeated teams during the regular season (Marshall, Virginia Tech, Florida State).

His first year included a nationally-televised game against Florida State that featured the first-ever Division I coaching matchup of father and son. Bobby Bowden's Seminoles won that game by a score of 17-14, Florida State's closest game in an undefeated National Championship season. The game attracted over 85,000 fans and the largest media contingent in the history of Memorial Stadium. There were nine Bowden Bowls overall, with Bobby winning five, but Tommy won four of the last five contests.

Bowden took Clemson to an 8-0 start and a No. 3 national ranking in 2000 before finishing with a 9-2 regular-season record and a No. 14 final ranking. The regular season concluded with a 16-14 victory over a top-25 South Carolina team. A 50-yard pass from Woodrow Dantzler to Rod Gardner is regarded as one of the most-exciting plays in Clemson history. The following year, Dantzler went on to become the first quarterback in Division I history to reach 2,000 passing yards and 1,000 rushing yards in a single season.

Bowden also won ACC Coach-of-the-Year honors in 2003 when he led the Tigers to a 9-4 record. That season, the Tigers won their last four games, including a 26-10 win over No. 3 Florida State. Clemson defeated South Carolina 63-17 in the regular-season finale and completed the season with a 27-14 win over No. 6 Tennessee in the Peach Bowl. Clemson finished the year in the top 25 of both polls as well.

Bowden finished with a 7-2 record against the Gamecocks. The 77.8 winning percentage is the best in school history among Tiger coaches who served the program at least five seasons. All seven of his victories were over Hall of Fame Head Coaches Lou Holtz and Steve Spurrier.

After a 3-3 start to the 2008 season, Bowden resigned on October 13, four days after a 12-7 loss at Wake Forest. He had a 72-45 record (.615) at Clemson for those nine-and-a-half seasons. Bowden never had a losing season, overall or in the ACC, during his nine complete seasons. He led the Tigers to eight bowl games.

Bowden now resides in Florida.



DANNY FORD
LED CLEMSON TO
FIVE ACC TITLES.

ASSISTANT COACHES

ADAMS, DWIGHT (Henderson State '58) - Linebackers 1973-75; Defensive Ends 1976-78
AGNEW, F.H. - 1918
AKE, WALLY (William & Mary '72) - Inside Linebackers 1990-93
ALDRIDGE, MILES (Gardner-Webb '71) - Linebackers 1985-89; Defensive Coordinator/Defensive Backs 1993,94; Outside LB/Co-Coordinator, 1995
ALLISON, RODNEY (Texas Tech '78) - Defensive Ends 1999-02
ANDERSON, WILLIE (Clemson '75) - Head J.V. 1977-79; Tight Ends 1979; Defensive Ends 1980,81; Defensive Linemen 1982
ANDREWS, MICKY (Alabama '65) - Coordinator/Def. Backs 1977,78; Defensive Backs 1979,80
BAKER, ART (Presbyterian '53) - Freshmen 1965; Offensive Backs 1966-69
BANKS, B.C. (STUMPY) (Clemson '18) - Backs 1920,21
BARFIELD, DOUG (Southern Mississippi '57) - Offensive Backs 1970,71
BASS, TOM (Maryville '60) - Freshmen 1967-69; Defensive Linemen 1970-72; Defensive Ends 1973-75; Offensive Backs 1976; Administrative Assistant 1977-79
BATES, TODD (Alabama '05) - Defensive Linemen 2017; Defensive Tackles 2018,19; Recruiting Coordinator/Defensive Tackles 2020,21
BECKISH, LARRY (Wichita State '63) - Offensive Ends 1968-70; Freshmen 1972; Offensive Ends 1973-76
BECKMAN, LARRY (Florida '66) - Offensive Linemen 1990-92
BIBEE, DAVID (Tennessee '75) - Outside Linebackers 1997; Defensive Backs 1998
BISACCIA, RICH (Yankton '83) - Running Backs 1993-98
BLACKWELL, DAVID (East Carolina '97) - Linebackers/Recruiting Coordinator 2003-06; Linebackers 2007,08
BOLT, WAYNE (East Carolina '79) - Tight Ends 1986-89

BOWMAN, R.V.T. - Assistant 1896-98
BRINSON, LARRY (Florida '83) - Running Backs 1990-1993
BROOKS, DAN (Western Carolina '76) - Defensive Tackles 2009,10; Associate Head Coach/Defensive Tackles 2011-16
BUGAR, MIKE (Florida State '67) - Defensive Linemen 1977-79
BURNS, BURTON (Nebraska '76) - Running Backs 1999-06
BURSON, JOE (Georgia '66) - Freshmen 1970; Defensive Ends 1971,72; Defensive Backs 1973-76
BUSTLE, RICKY (Clemson '77) - Defensive Backs 1979
CALDWELL, ROBBIE (Furman '77) - Offensive Linemen 2011-21
CARLTON, BOBBY (Newberry '67) - Freshmen 1975
CARSON, JULES (Clemson '14) - Freshmen 1915, 1927-30
CARTER, RONNIE (Arkansas A&M '67) - Freshmen 1973,74; Offensive Linemen 1975
CHRISTENSEN, CLYDE (North Carolina '79) - Co-Offensive Coordinator/Quarterbacks 1993-95
COHEN, RUSS (Vanderbilt '17) - Defensive Back 1947-54
CONE, FRED (Clemson '51) - Recruiting Coordinator 1961-72
CONN, MICKY (Alabama '95) - Safeties 2017-20; Special Teams Coordinator/Safeties 2021
CONOVER, LARRY - Linemen 1920
COX, CARY (Clemson '49) - Freshmen 1949
COX, WALTER (Clemson '39) - Offensive Linemen 1940,43,44,46-50
CRAIG, JOHNSON - Freshmen 1933
CROWE, JACK (UAB '70) - Quarterbacks 1986-88
D'ANDREA, BILL (Indiana State '72) - Graduate Assistant 1983; Offensive Linemen 1986-89
DAVIS, JOE (Southwestern) - Ends 1931-39
DENNING, DON (Presbyterian '60) - Recruiting Coordinator 1981; Defensive Backs 1982-85

DICKERSON, RON (Kansas State '71) - Defensive Coordinator 1991,92
DILLARD, BILL (Clemson) - Freshmen 1937,38
EARLE, JAMES (Clemson '89) - Tight Ends 1993,94
ELLIOTT, TONY (Clemson '02) - Running Backs 2011-14, Co-Offensive Coordinator/Running Backs 2015-19, Offensive Coordinator/Running Backs 2020; Assistant Head Coach/Offensive Coordinator/Tight Ends 2021
EMORY, ED (East Carolina '60) - Freshmen 1973; Offensive Backs 1974,75; Offensive Linemen 1976
ENSMINGER, STEVE (LSU '79) - Offensive Coordinator/QBs 1997,98
FORD, DANNY (Alabama '70) - Assistant Head Coach/Offensive Linemen 1977,78
FOX, LAWRENCE - 1919,20
FRAZIER, R.A. - 1908
FRITTS, GEORGE (Clemson '42) - Linemen 1943
GANDY, ARTHUR - Freshmen 1914
GANTT, JOHN W. (Clemson) - Backs 1903-07
GEE, J. B. (Clemson '07) - Linemen 1927
GETTYS, E.F. (Clemson '22) - Linemen 1922
GILLIAM, TINK - Freshmen 1925,26
GOODALE, B.E. (Big Ben) (Clemson) - Freshmen 1922,25,29
GOODMAN, JIM (Florida '74) - Recruiting Coordinator 1991-1993
GRACE, RONNIE (Clemson '62) - Freshmen 1968,69; Defensive Linemen 1970
GRISHAM, TYLER (Clemson '09) - Wide Receivers 2020,21
GUYON, JOE (Carlisle Institute) - Linemen 1928,29
HALEY, BRICK (Alabama A&M '89) - Outside Linebackers 1998
HALL, LEMANSKI (Alabama '08) - Defensive Ends 2018-21
HALLMAN, CURLEY (Texas A&M '69) - Linebackers 1979,80; Defensive Backs 1981
HAMILTON, S.S. - 1922

HARBISON, CHARLIE (Gardner-Webb '82) - Defensive Backs 1995-97,08; Co-Defensive Coordinator/Defensive Backs 2009-12
HARPER, SMOKEY - 1927
HARPER, TOM (Kentucky '53) - Assistant Head Coach, Defensive Linemen 1981-88
HARVEY, BYARS (Clemson '28) - Linemen 1928
HEFFNER, PETE - Backs 1930-32
HERRIN, LES (Western Carolina '71) - Linebackers 1981-84, Defensive Linemen 1989-1993; Assistant Head Coach/Defensive Linemen 1993,94,96-98, Assistant Head Coach/Tight Ends/Tackles 1995
HERRING, REGGIE (Florida State '81) - Inside Linebackers 1993-01, Defensive Coordinator 1997-01
HINES, JACK (West Virginia '71) - Defensive Backs 1999-01; Linebackers 2002; Whips/Rovers 2003; Tight Ends 2004,05
HINSHAW, ROGER (App State '72) - Outside Linebackers, 1990-1993
HINSON, RANDY (Clemson '36) - Freshmen 1939,40; 1946-48
HOAGLAND, EARL (Purdue) - Offensive Backs 1935,36
HOBBY, MARION (Tennessee '95) - Defensive Linemen 2005; Defensive Ends 2011; Co-Defensive Coordinator/Defensive Ends 2012-16
HOLLAND, JIM (App State '71) - Freshmen 1975
HOLLAND, JOE (Clemson '07) - Backs 1909
HOLLAND, LAWSON (Clemson '75) - Receivers 1979-85
HOWARD, FRANK (Alabama '31) - Linemen 1931-39
JOHNSON, BOBBY (Clemson '73) - Defensive Coordinator/Defensive Backs 1993.
JOHNSON, ELLIS (The Citadel '75) - Outside Linebackers 1993-96; Defensive Linemen 1995; Co-Defensive Coordinator 1995; Defensive Coordinator 1996
JONES, BOB (Clemson '30) - Freshmen 1931-39; Offensive Ends/Defensive Ends 1940-65; Defensive Ends 1965-69



CHARLIE HARBISON WAS AN ASSISTANT COACH AT CLEMSON FOR EIGHT SEASONS.

ASSISTANT COACHES



DABO SWINNEY'S FIRST SEASON AS A COACH AT CLEMSON CAME IN 2003 AS AN ASSISTANT COACH.

JORDAN, WHITEY (Clemson '59) - Freshmen 1959-64; Offensive Ends 1965-67; Offensive Coordinator 1968,69,93; Offensive Linemen 1970; Offensive Ends 1971,72

KINES, JOE (Jacksonville State '66) - Linebackers 1977,78

KING, BUDDY (Clemson '73) - Offensive Linemen 1976-82

KIRK, JERRY (East Tennessee State '63) - Defensive Linemen 1977

KOENNING, VIC (Kansas State '83) - Defensive Coordinator/Defensive Backs 2005-08

LAYCOCK, JIMMYE (William & Mary '70) - Offensive Coordinator/Offensive Backs 1977-79

LATINA, JOHN (Virginia Tech '79) - Offensive Linemen 1993-98

LONG, BOBBY (Clemson '69) - Recruiting Coordinator 1968-70

LOVETT, JOHN (C.W. Post '73) - Defensive Coordinator/Defensive Backs 2002-04

MacINTYRE, GEORGE (Miami (Fla.) '61) - Defensive Backs 1970-72

MAJOR, C.S. (Auburn) - Linemen 1913

MAXWELL, JOHN (Clemson '04) - Backs 1904

MAY, T.E. - 1922-24

MCCORVEY, WOODY (Alabama State '72) - Tight Ends 1983-85; Wide Receivers 1986-89

McFADDEN, BANKS (Clemson '40) - Defensive Backs 1941,46-49; Freshmen 1950-54; Defensive Backs 1955-69

McLELLAN BILL (Clemson '54) - Freshmen 1966-69

McLEOD, A.P. (Furman) - Linemen 1927

McMILLAN, GOAT (Clemson '30) - Offensive Backs 1937-41,46-54; Freshmen 1955-64

McWHORTER, MAC (Georgia '73) - Offensive Tackles/Tight Ends 1996-98

MOODY, DARRELL (NC State '70) - Offensive Coordinator/Quarterbacks 1996

MOORE, TOM (The Citadel '67) - Junior Varsity 1971-75; Defensive Backs 1976; Receivers 1977,78; Graduate Assistant 1988

MORRIS, CHAD (Texas A&M '92) - Offensive Coordinator/Quarterbacks 2011-14

MORRIS, W.C. - 1916,19

MOSS, C.S. (Clemson) - Freshmen 1933

MURRY, DON (Arkansas A&M '66) - Offensive Coordinator/Quarterbacks 1974,75, Running Backs 1973-76

NAPIER, BILLY (Furman '03) - Tight Ends 2006; Tight Ends/Recruiting Coordinator 2007,08; Quarterbacks/Recruiting Coordinator 2008; Offensive Coordinator, Quarterbacks 2009,10

NORMAN, ROCK (Roanoke '15) - Freshmen 1940-42,46-54

NORWOOD, GORDON (Arkansas '69) - Freshmen 1970-72

O'CAIN, MIKE (Clemson '77) - Graduate Assistant 1977; Quarterbacks 2000-04; Offensive Coordinator 2004

OLIVER, BILL (Alabama '62) - Defensive Backs 1986-89; Defensive Coordinator 1989

ORDEL, FRANK (Georgia '61) - Defensive Linemen 1980

OWEN, DUKE (Georgetown '53) - Freshmen 1970; Offensive Linemen 1971-75

PADGETT, FRANK (Clemson '21) - Linemen 1926

PATTON, BOB (Clemson '53) - Freshmen 1966

PEARMAN, DANNY (Clemson '87) - Offensive Tackles & Tight Ends 2008; Assistant Head Coach/Offensive Tackles/Tight Ends 2009,10; Assistant Head Coach/Special Teams Coordinator/Tight Ends 2011-20

PELL, CHARLEY (Alabama '63) - Assistant Head Coach/Defensive Coordinator 1976

POWELL, ANDRÉ (Indiana '89) - Running Backs 2007-08; Running Backs/Special Teams Coordinator 2009,10

RAMSEY, GEORGE - Backs 1933,35

REED, MIKE (Boston College '94) - Defensive Backs 2013-17; Cornerbacks 2018-21

REEDY, CHUCK (Appa State '71) - Offensive Backs 1978-89

RICHARDS, CUL - Linemen 1924,25

RODRIGUEZ, RICH (West Virginia '86) - Assistant Head Coach/Offensive Coordinator/Quarterbacks 1999,00

ROGERS, TOM (Duke) - Ends 1942

RUMPH, CHRIS (South Carolina '94) - Defensive Linemen 2006-10

SATTERFIELD, STEVE (South Carolina '60) - Freshmen 1971; Offensive Backs 1972,73

SANDERS, RED (Vanderbilt '26) - Backs 1928-30

SCHILLETTER, WILLIAM A. (Clemson '15) - Linemen 1915,19

SCOTT, BRAD (South Florida '79) - Assistant Head Coach/Tight Ends 1999-03; Assistant Head Coach/Offensive Coordinator 2000-03; Assistant Head Coach/Offensive Linemen 2004-06; Associate Head Coach/Offensive Linemen 2007-10

SCOTT, JEFF (Clemson '02) - Wide Receivers 2008, Recruiting Coordinator/Wide Receivers 2009-14; Co-Offensive Coordinator/Wide Receivers 2015-19

SEGARS, KEN (Clemson) - Freshmen 1939

SHAW, ED - Backs 1921

SHIVELY, DOUG (Kentucky '59) - Linebackers 1970-72

SMITH, BOB (Furman '34) - Defensive Linemen 1950-62; Defensive Coordinator/Defensive Linemen 1963-65, Defensive Coordinator/Linebackers 1966-69

SMITH, THIELEN (LSU '77) - Defensive Linemen 1999-03; Whips/Rovers 2004

SPENCE, ROB (Iona '81) - Offensive Coordinator/Quarterbacks 2005-08

SPILLER, C.J. (Clemson '09) - Running Backs 2021

STEELE, KEVIN (Tennessee '81) - Defensive Coordinator/Linebackers 2009-11

STELLMAN, HAROLD (Arkansas '55) - Defensive Linemen 1973-76

STOCKSTILL, RICK (Florida State '82) - Quarterbacks 1989-93; Wide Receivers 1994-02; Passing Game Coordinator 1993; Co-Offensive Coordinator 1993-95; Recruiting Coordinator 1998-02

STOKLEY, NELSON (LSU '68) - Quarterbacks 1980-85; Offensive Coordinator 1982-85

STREETER, BRANDON (Clemson '99) - Recruiting Coordinator/Quarterbacks 2015-19, Passing Game Coordinator/Quarterbacks 2020,21

SWINGER, BILL (South Carolina State '65) - Freshmen 1973-75

SWINNEY, DABO (Alabama '93) - Wide Receivers 2003-06; Assistant Head Coach/Wide Receivers 2007,08

TROTT, BOBBY (North Carolina '76) - Defensive Coordinator 1990

VAN DER HEYDEN, LARRY (Iowa State '62) - Offensive Linemen 1979-92, Offensive Coordinator 1990-92

VENABLES, BRENT (Kansas State '92) - Defensive Coordinator/Linebackers 2012-17, Associate Head Coach/Defensive Coordinator/Linebackers 2018-21

WADE, DON (Clemson '52) - Freshmen 1953-58; Offensive Linemen 1959-67; Administrative Assistant 1983-88

WALLER, CHARLEY (Oglethorpe '42) - Offensive Backs 1957-65

WARE, BILLY (Clemson '70) - Defensive Backs 1978; Defensive Ends 1979; Administrative Assistant 1980

WEST, RON (Clemson '79) - Offensive Linemen 1999-03; Outside Linebackers 2004-08

WEST, TOMMY (Tennessee '75) - Defensive Ends 1982-89

WHITE, W.P. (Clemson '10) - Offensive 1910

WHITT, RICK (Catawba '76) - Defensive Backs 1980,81; Defensive Ends 1982,83

WILD, ORMAND (Clemson '54) - Freshmen 1965

WILLIAMS, R.C. - 1908

WILLSON, RICHARD (Arkansas '81) - Wide Receivers 1990-92

WISE, CARL (King '37) - Offensive Backs 1955,56

WRENN, CLYDE (NC State '65) - Freshmen 1972; Recruiting Coordinator 1973-77, 1985-90

YOUNG, THEO (Arkansas '88) - Wide Receivers 1993

Note: Only includes coaches who served in a full-time capacity during the regular season.

PRO PLAYERS (ALL OUTDOOR LEAGUES)

ABDULLAH, RAHIM, OLB (1998)
Cleveland Browns, 1999,00
Edmonton Eskimos (CFL), 2002-04
Calgary Stampeders (CFL), 2005,06

ADAMS, GAINES, DE (2006)
Tampa Bay Buccaneers, 2007-09
Chicago Bears, 2009
2007 All-Rookie Team

ADAMS, KEITH, LB (2000)
Dallas Cowboys, 2001,02
Berlin Thunder (NFL), 2002
Philadelphia Eagles, 2002-05
Miami Dolphins, 2006
Cleveland Browns, 2007

ALEXANDER, KEVIN, DE (2009)
Denver Broncos, 2010

ALEXANDER, MACKENSIE, CB (2015)
Minnesota Vikings, 2016-19,21
Cincinnati Bengals, 2020

ALLEN, DWAYNE, TE (2011)
Indianapolis Colts, 2012-16
New England Patriots, 2017,18
2012 All-Rookie Team
2018 Super Bowl Champion

ALLEN, TERRY, TB (1989)
Minnesota Vikings, 1991-94
Washington Redskins, 1995-98
New England Patriots, 1999
New Orleans Saints, 2000
Baltimore Ravens, 2001
1996 Pro Bowl; 1996 All-Pro

ANCHRUM, TREMAYNE, OL (2019)
Los Angeles Rams, 2020,21
2021 Super Bowl Champion

ANTHONY, STEPHONE, LB (2014)
New Orleans Saints, 2015,16,19
Miami Dolphins, 2017,18
2015 All-Rookie Team

ARIRI, OBED, PK (1980)
Washington Federals (USFL), 1983
Tampa Bay Buccaneers, 1984
Washington Redskins, 1987
1987 Super Bowl Champion

AUSTIN, CLIFF, TB (1982)
New Orleans Saints, 1983,84
Atlanta Falcons, 1984-86
Tampa Bay Buccaneers, 1987

AUSTIN, THOMAS, C (2009)
New England Patriots, 2010
Houston Texans, 2011
Carolina Panthers, 2012
Indianapolis Colts, 2013

BALDWIN, BOB, B (1964)
Baltimore Colts, 1966,67

BARBER, MIKE, LB (1994)
Seattle Seahawks, 1995-97
Indianapolis Colts, 1998,99
New York/New Jersey Hitmen (XFL), 2001

BARNES, GARY, OE (1961)
Green Bay Packers, 1962,63
Dallas Cowboys, 1963
Chicago Bears, 1964
Atlanta Falcons, 1966,67
First player signed and to score points for Atlanta; 1962 NFL World Champion

BARNES, TAVARIS, DE (2014)
New Orleans Saints, 2015,16
Atlanta Legends (AAF), 2018
DC Defenders (XFL), 2019

BATTLE, ISAIAH, OT (2014)
St. Louis Rams, 2015,16 (practice squad)
Seattle Seahawks, 2017 (practice squad)
Seattle Dragons (XFL), 2019
Pittsburgh Maulers (USFL), 2022

BEASLEY, VIC, DE (2014)
Atlanta Falcons, 2015-19
Tennessee Titans, 2020
Las Vegas Raiders, 2020
2016 Pro Bowl

BENISH, DAN, DT (1982)
Atlanta Falcons, 1983-86
Washington Redskins, 1987,88
1987 Super Bowl Champion

BENNETT, CHARLES, DE (2005)
Tampa Bay Buccaneers, 2006,07
Tennessee Titans, 2008

BENNETT, NATHAN, OG (2006)
Baltimore Ravens, 2008

BOSTIC, JEFF, C (1979)
Washington Redskins, 1980-93
1982,87,91 Super Bowl Champion; 1983 Pro Bowl

BOSTIC, JOE, OG (1978)
St. Louis/Phoenix Cardinals, 1979-88
1979 All-Rookie

BOULWARE, BEN, LB (2016)
San Francisco 49ers, 2017 (practice squad)

BOWERS, Da'QUAN, DE (2010)
Tampa Bay Buccaneers, 2011-15
Edmonton Eskimos, 2017

BOYER, SHELTON, WR (1985)
Miami Dolphins, 1987 (replacement player)

BRANCH, ANDRE, DE (2011)
Jacksonville Jaguars, 2012-15
Miami Dolphins, 2016-18

BREELAND, BASHAHD, CB (2013)
Washington Redskins, 2014-17
Green Bay Packers, 2018
Kansas City Chiefs, 2019,20
Minnesota Vikings, 2021
2014 All-Rookie Team; 2019 Super Bowl Champion

BREWSTER, DOUG, LB (1990)
Saskatchewan Roughriders (CFL), 1991
Winnipeg Blue Bombers (CFL), 1993

BROMELL, LORENZO, DE (1997)
Miami Dolphins, 1998-01
Minnesota Vikings, 2002
Oakland Raiders, 2003
New York Giants, 2004
1998 All-Rookie Team

BROOKS, JONATHAN, LB (1978)
Detroit Lions, 1979
Atlanta Falcons, 1980
St. Louis Cardinals, 1980
Philadelphia Stars (USFL), 1983,84
1984 USFL Champions

BROWN, JARON, WR (2012)
Arizona Cardinals, 2013-17,20 (practice squad)
Seattle Seahawks, 2018,19

BROWN, KOURTNEI, DE (2011)
Houston Texans, 2014
Tampa Bay Buccaneers, 2015

BROWN, LESTER, TB (1979)
Saskatchewan Roughriders (CFL), 1980,81
Montreal Concordes (CFL), 1983
Toronto Argonauts (CFL), 1984,85
Winnipeg Blue Bombers (CFL), 1986

BRYANT, AUSTIN, DE (2018)
Detroit Lions, 2019-21

BRYANT, JEFF, DT (1981)
Seattle Seahawks, 1982-93

BRYANT, MARTAVIS, WR (2013)
Pittsburgh Steelers, 2014,15,17
Oakland Raiders, 2018

BUCKNER, BRENTSON, DT (1993)
Pittsburgh Steelers, 1994-96
Played in 1996,03 Super Bowls
Kansas City Chiefs, 1997
Cincinnati Bengals, 1997
San Francisco 49ers, 1998-00
Carolina Panthers, 2001-05

BUNDREN, JIM, C (1997)
New York Jets, 1998
Cleveland Browns, 1999,00
Miami Dolphins, 2002

BUTLER, CREZDON, CB (2009)
Pittsburgh Steelers, 2010
Arizona Cardinals, 2011,12
Washington Redskins, 2012
Buffalo Bills, 2012
San Diego Chargers, 2013
Tampa Bay Buccaneers, 2014
Seattle Seahawks, 2015
Detroit Lions, 2015,16

BUTLER, JERRY, WR (1978)
Buffalo Bills, 1979-87
AFC Offensive Rookie-of-the-Year by UPI/
Sporting News

CAGLE, JOHN, DT/LB/G (1968)
Boston Patriots, 1969

CAIN, DEON, WR (2017)
Indianapolis Colts, 2018,19
Pittsburgh Steelers, 2019,20
Philadelphia Eagles, 2021 (practice squad)

CALLICUTT, KEN, TB (1977)
Detroit Lions, 1978-82

CAMERON, DeCHANE, QB (1991)
Edmonton Eskimos (CFL), 1992

CARMAN, JACKSON, OL (2020)
Cincinnati Bengals, 2021

CARSWELL, ROBERT, DB (2000)
San Diego Chargers, 2001,02

CATANZARO, CHANDLER, PK (2013)
Arizona Cardinals, 2014-16
New York Jets, 2017
Tampa Bay Buccaneers, 2018
Carolina Panthers, 2018
2014 All-Rookie Team

CHAVIS, MIGUEL, FB (2010)
Pittsburgh Steelers, 2011

CHILDRESS, O.J., LB (1998)
New York Giants, 1999
Amsterdam Admirals (NFL), 2000
Carolina Panthers, 2000

CHIPLEY, BILL, E/DB (1941)
Boston Yanks, 1947,48
New York Bulldogs, 1949

CHOICE, ADAM, RB (2018)
Seattle Seahawks, 2019

CHUY, DON, OG (1962)
Los Angeles Rams, 1963-68
Philadelphia Eagles, 1969

CIURCIU, VINCE, LB (1999)
Tampa Bay Buccaneers, 2003
Carolina Panthers, 2003-06
Minnesota Vikings, 2007,08
Detroit Lions, 2009,10

CLARK, BRIAN, OG (1981)
Denver Broncos, 1982 (taxi squad)

CLARK, DWIGHT, WR (1978)
San Francisco 49ers, 1979-87
Led NFC in Receiving, 1981,82; 1981 and
1984 Super Bowl Champion; 1982,83 NFL
Pro Bowl; 1982 NFL MVP

CLEMONS, CHRIS, S (2008)
Miami Dolphins, 2009-13
Arizona Cardinals, 2014,15

CLINE, DOUG, LB (1959)
Houston Oilers, 1960-66
San Diego Chargers, 1966

COLEY, JAMES, TE (1988)
Chicago Bears, 1990-92
Indianapolis Colts, 1991

CONE, FRED, B/PK (1950)
Green Bay Packers, 1951-57
Dallas Cowboys, 1960
1955 NFL Field-Goal leader

CONNER, KAVELL, LB (2009)
Indianapolis Colts, 2010-13
San Diego Chargers, 2014,15
2010 All-Rookie Team

COOPER, GARY, WR (1989)
Montreal Machine (WLAFL), 1991

CORDILEONE, LOU, DE/DT/OG (1959)
New York Giants, 1960
San Francisco 49ers, 1961
Los Angeles Rams, 1962
Pittsburgh Steelers, 1962,63
New Orleans Saints, 1967,68

CRAWFORD, COREY, DE (2014)
Washington Redskins, 2015 (practice squad)
Memphis Express (AAF), 2018
Houston Roughnecks (XFL), 2019

CROSBY, ROSCOE, WR (2003)
Indianapolis Colts, 2005 (practice squad)

CRUTCHFIELD, DARREL, DB (2000)
Philadelphia Eagles, 2001
Edmonton Eskimos (CFL), 2003,04
Montreal Alouettes (CFL), 2006

CUMBE, JAMIE, DT (2009)
Oakland Raiders, 2010

CUNNINGHAM, BENNIE, TE (1975)
Pittsburgh Steelers, 1976-83,85
1978, 1979 Super Bowl Champion

CURRIE, AIRESE, WR (2004)
Chicago Bears, 2005,06

DAIGNEAULT, DOUG, B (1959)
Ottawa Roughriders (CFL), 1960-63
Winnipeg Blue Bombers (CFL), 1964,65

DANFORTH, KENNY, SS (1985)
Los Angeles Raiders, 1987 (replacement player)

DANTZLER, WOODROW, QB (2001)
Dallas Cowboys, 2002
Atlanta Falcons, 2003
Frankfurt Galaxy, 2005 (NFL)

DAVIS, BILLY, LB (1983)
St. Louis Cardinals, 1984

DAVIS, DEXTER, CB (1990)
Phoenix Cardinals, 1991-93
Los Angeles Rams, 1993-95

DAVIS, JAMES, RB (2008)
Cleveland Browns, 2009,10
Washington Redskins, 2010
Detroit Lions, 2011

DAVIS, JEFF, LB (1981)
Tampa Bay Buccaneers, 1982-87
Captain of Tampa Bay, 1984-87

DAVIS, TY, CB (1984)
New York Giants, 1985,86
Detroit Lions, 1987
1986 Super Bowl Champion

DAWKINS, BRIAN, SS (1995)
Philadelphia Eagles, 1996-08
Denver Broncos, 2009-11
1996 All-Rookie; 1999,01,02,04-06,08,09,11 Pro Bowl; 2001,02,04,06 All-Pro; 2018 Pro Football Hall of Fame

DIGGS, BUBBA, TE (1981)
Washington Federals (USFL), 1983

DINGLE, ADRIAN, DE (1998)
San Diego Chargers, 1999-04

DODD, KEVIN, DE (2015)
Tennessee Titans, 2016,17

DOLCE, CHRIS, OG (1979)
Washington Federals (USFL), 1983

DOWNER, COLE, TE (2005)
Amsterdam Admirals (NFL), 2006

DRIVER, STACEY, TB (1985)
Cleveland Browns, 1987 (replacement player)

DUKES, MIKE, LB (1958)
Houston Oilers, 1960-63
Boston Patriots, 1964,65
New York Jets, 1965

DUNN, K.D., TE (1984)
Tampa Bay Buccaneers, 1985,86
Washington Redskins, 1987
New York Jets, 1988,89
Montreal Machine (WLAFL), 1991

DURHAM, STEVE, DE (1980)
Baltimore Colts, 1982

EASON, NICK, DT (2002)
Denver Broncos, 2003
Scottish Claymores (NFL), 2003
Cleveland Browns, 2004-06
Pittsburgh Steelers, 2007-10
Arizona Cardinals, 2011,12
2008 Super Bowl Champion

EDWARDS, ANTWAN, CB (1998)
Green Bay Packers, 1999-03
Miami Dolphins, 2004
St. Louis Rams, 2004
Atlanta Falcons, 2005

ELLINGTON, ANDRE, RB (2012)
Arizona Cardinals, 2013-17
Houston Texans, 2017
2013 All-Rookie Team

EPPEL, ROY, DB (1977)
Tampa Bay Bandits (USFL), 1983
Arizona Wranglers (USFL), 1984

ETIENNE, TRAVIS, RB (2020)
Jacksonville Jaguars, 2021

EVANS, LEOMONT, FS (1995)
Washington Redskins, 1996-99
Los Angeles Xtreme (XFL), 2001

FARR, JAMES, OG (1983)
Washington Federals (USFL), 1984
Orlando Renegades (USFL), 1985

FERRELL, CLELIN, DE (2018)
Oakland/Las Vegas Raiders, 2019-21

FIELDS, MARK, CB (2018)
Minnesota Vikings, 2019,20
Houston Texans, 2020

FLAGLER, TERRENCE, TB (1986)
San Francisco 49ers, 1987-89
Dallas Cowboys, 1990
Phoenix Cardinals, 1990,91
1988 and 1989 Super Bowl Champion

FLOWERS, KENNY, TB (1986)
Atlanta Falcons, 1987,1989

FORD, JACOBY, WR (2009)
Oakland Raiders, 2010-13
2010 All-Rookie

PRO PLAYERS (ALL OUTDOOR LEAGUES)

FREEMAN, DALTON, C (2012)
New York Jets, 2013,14
Houston Texans, 2015

FRITTS, GEORGE, OT (1941)
Philadelphia Eagles, 1945

FRY, DUSTIN, C (2006)
St. Louis Rams, 2007,08
Carolina Panthers, 2009

FUDGE, JAMAAL, S (2005)
Jacksonville Jaguars, 2006,07
Atlanta Falcons, 2008,09

FULLER, STEVE, QB (1978)
Kansas City Chiefs, 1979-83
Los Angeles Rams, 1983
Chicago Bears, 1984-87
San Diego Chargers, 1988
1985 Super Bowl Champion

GADDIS, C.J., CB (2006)
Atlanta Falcons, 2007 (PS)

GAGE, BOBBY, TB (1948)
Pittsburgh Steelers, 1949,50

GALLMAN, WAYNE, RB (2016)
New York Giants, 2017-20
Atlanta Falcons, 2021
Minnesota Vikings, 2021

GAMBLE, JASON, C (1998)
Scottish Claymores (NFLE), 2000
Orlando Rage (XFL), 2001

GARDNER, ROD, WR (2000)
Washington Redskins, 2001-04
Carolina Panthers, 2005
Green Bay Packers, 2005
Kansas City Chiefs, 2006

GARDOCKI, CHRIS, P/PK (1990)
Chicago Bears, 1991-94
Indianapolis Colts, 1995-98
Cleveland Browns, 1999-03
Pittsburgh Steelers, 2004-06
1996 Pro Bowl
2005 Super Bowl Champion

GETER, ERIC, DB (1992)
Las Vegas Posse (CFL), 1994

GILCHRIST, MARCUS, DB (2010)
San Diego Chargers, 2011-14
New York Jets, 2015,16
Houston Texans, 2017
Oakland Raiders, 2018
Jacksonville Jaguars, 2019
Baltimore Ravens, 2020

GOODMAN, MALLICIAH, DE (2012)
Atlanta Falcons, 2013-16
Seattle Seahawks, 2016

GOODSON, B.J., LB (2015)
New York Giants, 2016-18
Green Bay Packers, 2019
Cleveland Browns, 2020
New York Jets, 2021

GREEN, T.J., S (2015)
Indianapolis Colts, 2016,17
New Orleans Saints, 2019
Carolina Panthers, 2019
Atlanta Falcons, 2020,21
Houston Texans, 2021

GREENE, NEALON, QB (1997)
Toronto Argonauts (CFL), 1998-01
Saskatchewan Roughriders (CFL), 2002-05
Montreal Alouettes (CFL), 2006

GRIER, MARRIO, FB (1993)
New England, 1996,97

GRIFFIN, STEVE, TB (1986)
Atlanta Falcons, 1987

GRISHAM, TYLER, WR (2008)
Pittsburgh Steelers, 2009-11

HAIRSTON, CHRIS, OT (2010)
Buffalo Bills, 2011-14
San Diego/Los Angeles Chargers, 2015-17

HALL, BEN, TE (2004)
Arizona Cardinals, 2005
Amsterdam Admirals (NFLE), 2006,07

HALL, DELTON, CB (1986)
Pittsburgh Steelers, 1987-91
San Diego Chargers, 1992,93
1987 All-Rookie Team

HALL, HOLLIS, DB (1981)
Arizona Wranglers (USFL), 1983
Houston Gamblers (USFL), 1984

HALL, LAMONT, TE (1997)
Rhein Fire (NFLE), 1999
Green Bay Packers, 1999
New Orleans Saints, 2000-05

HAMILTON, DERRICK, WR (2003)
San Francisco 49ers, 2004-06
Tampa Bay Buccaneers, 2007

HAMLIN, MICHAEL, S (2008)
Dallas Cowboys, 2009,10
Jacksonville Jaguars, 2010

HAMMOND, VANCE, DT (1990)
Sacramento Goldminers (CFL), 1994

HARPER, JAMIE, RB (2010)
Tennessee Titans, 2011,12

HARRELL, RICKY, C (1972)
New York Jets, 1973

HARRIS, RUDY, FB (1992)
Tampa Bay Buccaneers, 1993,94

HATCHER, DALE, P (1984)
Los Angeles Rams, 1985-89, 91
Miami Dolphins, 1993
1985 All-Pro, 1985 All-Rookie, 1985 Pro Bowl

HAYES, RUDY, LB (1958)
Pittsburgh Steelers, 1959,60,62

HEADEN, ANDY, LB (1982)
New York Giants, 1983-88
1986 Super Bowl Champion

HEARN, TAYLOR, OG (2017)
Carolina Panthers, 2018

HEFNER, LARRY, LB (1971)
Green Bay Packers, 1972-75

HENDERSON, JEROME, CB (1990)
New England Patriots, 1991-93, 96
Buffalo Bills, 1993,94
Philadelphia Eagles, 1995
New York Jets, 1997,98
Played in 1994 and 1996 Super Bowl

HENDLEY, DICK, BB (1950)
Pittsburgh Steelers, 1951

HENRY, WILLIAM, OT (2003)
Frankfurt Galaxy (NFLE), 2005
Seattle Seahawks, 2005

HIGGINS, TEE, WR (2019)
Cincinnati Bengals, 2020,21

HILL, LEROY, LB (2004)
Seattle Seahawks, 2005-12

HILL, TYE, CB (2005)
St. Louis Rams, 2006-08
Atlanta Falcons, 2009
Detroit Lions, 2010
All-Rookie Team, 2006

HOPKINS, DeANDRE, WR (2012)
Houston Texans, 2013-19
Arizona Cardinals, 2020,21
2013 All-Rookie Team; 2015,17-20 Pro Bowl; 2017,19,20 All-Pro

HORNE, TONY, WR (1997)
St. Louis Rams, 1998-00
1999 Super Bowl Champion; NFL Kickoff Return Champion, 1999

HUDSON, BILL, DT (1956)
Montreal Alouettes (CFL), 1957-60
San Diego Chargers, 1961,62
Boston Patriots, 1963
1961 Pro Bowl

HUDSON, BOB, DE/LB/DB (1950)
New York Giants, 1951,52
Philadelphia Eagles, 1953-55,57,58
Washington Redskins, 1959
Dallas Texans, 1960
Denver Broncos, 1960,61

HUGGINS, ALBERT, DT (2018)
Houston Texans, 2019 (practice squad)
Philadelphia Eagles, 2019
New England Patriots, 2019 (practice squad)
Minnesota Vikings, 2020 (practice squad)
Detroit Lions, 2020
New Orleans Saints, 2021

HULSEY, COREY, OG (1998)
Buffalo Bills, 2001
Oakland Raiders, 2003-06

HUMPHRIES, ADAM, WR (2014)
Tampa Bay Buccaneers, 2015-18
Tennessee Titans, 2019,20
Washington Football Team, 2021

HYATT, MITCH, OT (2018)
Dallas Cowboys, 2019,20 (practice squad),21

IGWEBUIKE, DONALD, PK (1984)
Tampa Bay Buccaneers, 1985-89
Minnesota Vikings, 1990
Baltimore (CFL), 1994

INABINET, CLARENCE, OG (1935)
Rochester Tigers, 1936

JACKSON, STEVEN, FB (2005)
Carolina Panthers, 2006

JAMISON, BRANDON, LB (2002)
Atlanta Falcons, 2006
Carolina Panthers, 2006,07

JAMISON, VONTRELL, DE (2004)
Dallas Cowboys, 2005

JARRETT, GRADY, DT (2014)
Atlanta Falcons, 2015-21
2019,20 Pro Bowl

JENKINS, JARVIS, DT (2010)
Washington Redskins, 2011-14
Chicago Bears, 2015
New York Jets, 2016
Kansas City Chiefs, 2016-18



DeANDRE HOPKINS

PRO PLAYERS (ALL OUTDOOR LEAGUES)



CHESTER MCGLOCKTON

- JENKINS, RALPH, C** (1946)
Pittsburgh Steelers, 1947
- JENNINGS, KEITH, WR** (1988)
Dallas Cowboys, 1989
Montreal Machine (WLAFL), 1991
Chicago Bears, 1991-97
Las Vegas Outlaws (XFL), 2001
- JOHNSON, JOHN, OLB** (1990)
San Francisco 49ers, 1991-93
Cincinnati Bengals, 1994
New Orleans Saints, 1995
- JOHNSON, TRACY, FB** (1988)
Houston Oilers, 1989
Atlanta Falcons, 1990,91
Seattle Seahawks, 1992-95
Tampa Bay Buccaneers, 1996
- JOLLY, TERRY, DT** (2000)
Barcelona Dragons (NFL), 2002
- JONES, CHRIS, LB** (1998)
Barcelona Dragons (NFL), 2000
- JORDAN, HOMER, QB** (1982)
Saskatchewan Roughriders (CFL), 1983-85
Ottawa Roughriders (CFL), 1985
Winnipeg Blue Bombers (CFL), 1986
Cleveland Browns, 1987 (replacement player)
- KEARSE, JAYRON, S** (2015)
Minnesota Vikings, 2016-19
Detroit Lions, 2020
Dallas Cowboys, 2021
- KELLY, AARON, WR** (2008)
Hamilton Tiger-Cats, 2011,12
Winnipeg Blue Bombers, 2013,14
- KENNEY, STEVE, OT** (1978)
Philadelphia Eagles, 1979-86
Detroit Lions, 1986,87
1980 Super Bowl participant
- KINARD, TERRY, DB** (1982)
New York Giants, 1983-89
Houston Oilers, 1990
1983 All-Rookie Team; 1986 Super Bowl Champion; 1988 Pro Bowl
- KIRKLAND, LEVON, OLB** (1991)
Pittsburgh Steelers, 1992-00
Seattle Seahawks, 2001
Philadelphia Eagles, 2002
Played in 1996 Super Bowl; 1996,97 Pro Bowl; 1996,97 All-Pro; NFL All-Decade Team (1990s)

- LAMAR, TRE, LB** (2018)
Detroit Lions, 2019
- LATIMER, AL, DB** (1978)
Philadelphia Eagles, 1979
San Francisco 49ers, 1980
Winnipeg Blue Bombers (CFL), 1981
Detroit Lions, 1982-84
- LAWRENCE, DEXTER, DT** (2018)
New York Giants, 2019-21
2019 All-Rookie Team
- LAWRENCE, TREVOR, QB** (2020)
Jacksonville Jaguars, 2021
- LAWSON, SHAQ, DE** (2015)
Buffalo Bills, 2016-19
Miami Dolphins, 2020
New York Jets, 2021
- LEAKE, JOHN, LB** (2003)
Atlanta Falcons, 2005,06
Green Bay Packers, 2005
- LEGGETT, JORDAN, TE** (2016)
New York Jets, 2017,18
Tampa Bay Buccaneers, 2019
Denver Broncos, 2020 (practice squad)
- MACK, KEVIN, RB** (1983)
Los Angeles Express (USFL), 1984
Cleveland Browns, 1985-93
1985, 1987 Pro Bowl; 1985 All-Rookie Team
- MACK, TERENCE, DE** (1986)
St. Louis Cardinals, 1987
- MANCE, BRIAN, CB** (2002)
Amsterdam Admirals (NFL), 2004
- MASS, WAYNE, T** (1967)
Chicago Bears, 1968-70
Miami Dolphins, 1971
New England Patriots, 1972
Philadelphia Eagles, 1972
- MATHEWS, RAY, B/WR** (1950)
Pittsburgh Steelers, 1951-59
Dallas Cowboys, 1960
Calgary Stampeders (CFL), 1961
1952,55 NFL Pro Bowl
- MATHIS, BILL, RB** (1959)
New York Titans/Jets, 1960-69
1968 Super Bowl Champion; 1961 All-Pro; 1961,63 AFL Pro Bowl

- MAXWELL, BYRON, CB** (2010)
Seattle Seahawks, 2011-14,17
Philadelphia Eagles, 2015
Miami Dolphins, 2016,17
2013 Super Bowl Champion
- MCCALL, JEFF, FB/TE** (1982)
Los Angeles Raiders, 1983 (taxi squad)
- MCCANLESS, JIM, OG** (1958)
Houston Oilers, 1960
- MCCLAINE, ANTOINE, OT** (2011)
Baltimore Ravens, 2012
Buffalo Bills, 2013
Chicago Bears, 2014
Arizona Cardinals, 2015
- MCCLEON, DEXTER, CB** (1996)
St. Louis Rams, 1997-02
Kansas City Chiefs, 2003-05
Houston Texans, 2006
1999 Super Bowl Champion
- MCCLOUD, RAY-RAY, WR** (2017)
Buffalo Bills, 2018,19
Carolina Panthers, 2019
Pittsburgh Steelers, 2020,21
- MCCULLOUGH, RICHARD, DT** (1988)
Denver Broncos, 1989,90
- MCDANIEL, ED, ILB** (1991)
Minnesota Vikings, 1992-01
1998 Pro Bowl
- McFADDEN, BANKS, B** (1939)
Brooklyn Dodgers, 1940
- MCGLOCKTON, CHESTER, DT** (1991)
Los Angeles/Oakland Raiders, 1992-97
Kansas City Chiefs, 1998-00
Denver Broncos, 2001,02
New York Jets, 2003
1994-96 All-Pro; 1994-97 Pro Bowl
- MCKENZIE, DAMONTE, DT** (1998)
Dallas Cowboys, 2000
Rhein Fire (NFL), 2002
Amsterdam Admirals (NFL), 2003
- McMAKIN, JOHN, TE** (1971)
Pittsburgh Steelers, 1972-74
Detroit Lions, 1975
Seattle Seahawks, 1976
1974 Super Bowl Champion

- McNEAL, BRYANT, DE** (2002)
Denver Broncos, 2003,04
Seattle Seahawks, 2005
Oakland Raiders, 2006
- McSWAIN, CHUCK, RB** (1982)
Dallas Cowboys, 1983,84
New England Patriots, 1987
- McSWAIN, ROD, DB** (1983)
New England Patriots, 1984-90
Played in 1986 Super Bowl
- MEEKS, JONATHAN, S** (2012)
Buffalo Bills, 2013-16
- MERLIEG, PHILLIP, DE** (2007)
Miami Dolphins, 2008-11
Green Bay Packers, 2012
Washington Redskins, 2013
- MILLER, JUSTIN, CB** (2004)
New York Jets, 2005-09
Oakland Raiders, 2008,09
Detroit Lions, 2012
2006 Pro Bowl
- MILTON, ELDRIDGE, LB** (1985)
Chicago Bears, 1987
- MOORE, OTIS, DT** (1989)
Birmingham Fire (WLAFL), 1991,92
- MORGAN, DWAYNE, OT** (1995)
Toronto Argonauts (CFL), 1998,99,02
Atlanta Falcons, 2003
- MULLEN, TRAYVON, CB** (2018)
Oakland/Las Vegas Raiders, 2019-21
- MULLIGAN, WAYNE, C** (1969)
St. Louis Cardinals, 1969-73
New York Jets, 1974,75
- MUSE, TANNER, S** (2019)
Oakland/Las Vegas Raiders, 2020
Seattle Seahawks, 2021
- O'DANIEL, DORIAN, LB** (2017)
Kansas City Chiefs, 2018-21
2019 Super Bowl Champion
- OLSON, HAROLD, DT** (1959)
Buffalo Bills, 1960-62
Denver Broncos, 1963,64
1962 All-Pro
- OLSZEWSKI, HARRY, OG** (1967)
Montreal Alouettes (CFL), 1969,70
- O'NEAL ROBERT, FS** (1992)
Indianapolis Colts, 1993-95
Amsterdam (World League), 1996,97

PRO PLAYERS (ALL OUTDOOR LEAGUES)

OVERTON, DIONDRE, WR (2019)
Philadelphia Stars (USFL), 2022

PAGLIEI, JOE, B (1955)
Calgary Stampeders (CFL), 1956
Philadelphia Eagles, 1959
New York Titans, 1960

PALMER, MICHAEL, TE (2009)
Atlanta Falcons, 2010-12
Pittsburgh Steelers, 2013,14

PATTON, BOB, DT (1951)
New York Giants, 1952

PEAKE, CHARONE, WR (2015)
New York Jets, 2016-18

PEEPLES, KEN, OG (1974)
Winnipeg Blue Bombers (CFL), 1975

PERRY, MICHAEL DEAN, DT (1987)
Cleveland Browns, 1988-94
Denver Broncos, 1995-97
Kansas City Chiefs, 1997
1988 All-Rookie Team; 1989-91, 1993 All-Pro; 1989-91,93,94,96 Pro Bowl

PERRY, WILLIAM, MG/FB (1984)
Chicago Bears, 1985-93
Philadelphia Eagles, 1993,94
London Monarchs, 1996
1985 Super Bowl Champion; 1985 All-Rookie Team

PETERS, GARRY, CB (2014)
Edmonton Eskimos (CFL), 2016,17
British Columbia Lions (CFL), 2018,19

PINION, BRADLEY, P (2014)
San Francisco 49ers, 2015-18
Tampa Bay Buccaneers, 2019-21
2020 Super Bowl Champion

PLEASANT, REGGIE, CB (1984)
Atlanta Falcons, 1985
Tampa Bay Buccaneers, 1986
Toronto Argonauts (CFL), 1987-94
Edmonton Eskimos (CFL), 1996,97
1988 All-CFL; 1988-91 All-Division; 1991 Grey Cup Champion

POLLARD, SEAN, OL (2019)
Michigan Panthers (USFL), 2022

POOLE, BOB, End (1963)
San Francisco 49ers, 1964,65
Houston Oilers, 1966,67

POTTS, ROBERT, T (1919)
Frankford Yellow Jackets, 1926
NFL World Champion, 1926

POWELL, CORNELL, WR (2020)
Kansas City Chiefs, 2021 (practice squad)

PRIESTER, RAYMOND, RB (1997)
Tennessee Oilers, 1998 (practice squad)

PROCTOR, WILL, QB (2006)
Montreal Alouettes (CFL), 2007
Calgary Stampeders, 2008
2008 Grey Cup Champion

PRYCE, TREVOR, DT (1996)
Denver Broncos, 1997-05
Baltimore Ravens, 2006-10
New York Jets, 2010
1997,98 Super Bowl Champion; 1999-02 Pro Bowl

READER, D.J., DT (2015)
Houston Texans, 2016-19
Cincinnati Bengals, 2020,21

REESE, ARCHIE, DE (1977)
San Francisco 49ers, 1978-81
1981 Super Bowl Champion
Los Angeles Raiders, 1982,83
Pittsburgh Maulers (USFL), 1984

REEVES, MARION, TB (1973)
Philadelphia Eagles, 1974
Winnipeg Blue Bombers (CFL), 1975,76

REMBERT, JOHNNY, LB (1982)
New England Patriots, 1983-92
1988 All-Pro; 1988,89 Pro Bowl

RENFROW, HUNTER, WR (2018)
Oakland/Las Vegas Raiders, 2019-21
2021 Pro Bowl

RICHARDSON, BARRY, OT (2007)
Kansas City Chiefs, 2008-11
St. Louis Rams, 2012
Detroit Lions, 2013

RIGGS, JIM, TE (1986)
Cincinnati Bengals, 1987-92
Washington Redskins, 1993

ROBINSON, JAMES, DT (1983)
Los Angeles Express (USFL), 1984,85

RODGERS, AMARI, WR (2020)
Green Bay Packers, 2021

ROME, STAN, WR (1975)
Kansas City Chiefs, 1979-82
Washington Federals (USFL), 1983

ROUNTREE, GLENN, G (1997)
Carolina Panthers, 1998
Denver Broncos, 1999
Barcelona Dragons (NFL), 2000
Memphis Maniac (XFL), 2001

ROUSE, WARDELL, OLB (1994)
Tampa Bay Buccaneers, 1995,96
Rhein Fire (NFL), 1998

RYANS, LARRY, WR (1992)
Detroit Lions, 1993
Tampa Bay Buccaneers, 1996
Rhein Fire (NFL), 1998,99
Los Angeles Xtreme (XFL), 2001

SAPP, PATRICK, OLB (1995)
San Diego Chargers, 1996,97
Arizona Cardinals, 1998,99
Memphis Maniac (XFL), 2001

SAPP, RICKY, DE (2009)
Philadelphia Eagles, 2010
New York Jets, 2011-13
Houston Texans, 2013,14

SAUVE, JEFF, PK (1995)
Rhein Fire (NFL), 1999

SCOTT, ARTAVIS, WR (2016)
Los Angeles Chargers, 2017,18 (IR),19 (PS)
Houston Texans, 2020 (practice squad)

SCOTT, DORELL, DT (2008)
St. Louis Rams, 2009-11

SCOTT, JIM, DL (1983)
Orlando Renegades (USFL), 1985

SCOTT, RANDY, LB (1978)
Winnipeg Blue Bombers (CFL), 1980
Calgary Stampeders (CFL), 1980

SENSABAUGH, COTY, CB (2011)
Tennessee Titans, 2012-15
St. Louis Rams, 2016
New York Giants, 2016
Pittsburgh Steelers, 2017,18
Denver Broncos, 2019
Washington Redskins, 2019

SHATLEY, TYLER, OL (2013)
Jacksonville Jaguars, 2014-21

SHEPPARD, ASHLEY, OLB (1992)
Minnesota Vikings, 1993-95
Jacksonville Jaguars, 1995
Los Angeles Rams, 1995

SIMMONS, ANTHONY, LB (1997)
Seattle Seahawks, 1998-04

SIMMONS, ISAIAH, LB (2019)
Arizona Cardinals, 2020,21

SIMMONS, WAYNE, OLB (1992)
Green Bay Packers, 1993-96
Kansas City Chiefs, 1997,98
Buffalo Bills, 1998
1993 All-Rookie Team; 1996 Super Bowl Champion

SIMPSON, JOHN, OL (2019)
Las Vegas Raiders, 2020,21

SIMS, MARVIN, FB (1979)
Baltimore Colts, 1980,81

SMITH, AKIL, OT (2001)
Washington Redskins, 2002
Barcelona Dragons (NFL), 2003

SMITH, EMORY, FB (1995)
Scottish Claymores (NFL), 1999

SMITH, RICHARD, DB (1988)
Raleigh-Durham Skyhawks (WLAFF), 1991

SMITH, RONNIE, LB (1977)
Saskatchewan Roughriders (CFL), 1980

SPILLER, C.J., RB (2009)
Buffalo Bills, 2010-14
New Orleans Saints, 2015
Seattle Seahawks, 2016
New York Jets, 2016
Kansas City Chiefs, 2017
2012 Pro Bowl

STEPHENS, DARNELL, OLB (1995)
Tampa Bay Buccaneers, 1995,96

STEWART, TONY, LB (2014)
Buffalo Bills, 2015

STUCKEY, CHANSI, WR (2006)
New York Jets, 2007-09
Cleveland Browns, 2009,10
Arizona Cardinals, 2011

STUCKEY, JIM, DT (1979)
San Francisco 49ers, 1980-86
New York Jets, 1986
San Diego Chargers, 1987
1981 and 1984 Super Bowl Champion

SWIFT, BOB, FB/C/G (1963)
British Columbia Lions (CFL), 1964,65
Toronto Argonauts (CFL), 1966-70
Winnipeg Blue Bombers (CFL), 1971-78
1972,74 All-Pro

TANKERSLEY, CORDREA, CB (2016)
Miami Dolphins, 2017-19
Minnesota Vikings, 2020

TAYLOR, RENDRICK, TE (2009)
Tampa Bay Buccaneers, 2010

TERRELL, A.J., CB (2019)
Atlanta Falcons, 2020,21

TESTERMAN, DON, RB (1975)
Seattle Seahawks, 1976-78
Washington Redskins, 1979
Miami Dolphins, 1980

THOMAS, BRANDON, OL (2013)
San Francisco 49ers, 2014 (IR),15
Detroit Lions, 2016,17 (practice squad)
Jacksonville Jaguars, 2018,19

THOMAS, DOUG, WR (1990)
Seattle Seahawks, 1991-93

THOMAS, RODNEY, LB (2002)
Amsterdam Admirals (NFL), 2004

THOMPSON, BRANDON, DT (2011)
Cincinnati Bengals, 2012-16

THOMPSON, DAVE, C/OG/T (1970)
Detroit Lions, 1971-73
New Orleans Saints, 1974,75

THOMPSON, TREVION, WR (2018)
Tampa Bay Buccaneers, 2019 (practice squad)
Tennessee Titans, 2019 (practice squad)

THORSLAND, OSCAR, End (1962)
Ottawa Roughriders (CFL), 1963

TIMMONS, CHARLIE, B (1941)
Brooklyn Dodgers, 1946

TINSLEY, SID, TB (1944)
Pittsburgh Steelers, 1945

TRAPP, JAMES, DB (1992)
Los Angeles/Oakland Raiders, 1993-98
Baltimore Ravens, 1999-02
Jacksonville Jaguars, 2003
2000 Super Bowl Champion

TREADWELL, DAVID, PK (1987)
Denver Broncos, 1989-92
New York Giants, 1993,94
1989 Pro Bowl; 1989 All-Rookie Team

TRIPLETT, DANNY, LB (1982)
Washington Federals (USFL), 1984

TUTEN, RICH, DL (1978)
Ottawa Roughriders (CFL), 1980

TUTTLE, PERRY, WR (1981)
Buffalo Bills, 1982,83
Tampa Bay Buccaneers, 1984
Atlanta Falcons, 1984
Winnipeg Blue Bombers (CFL), 1986-91
1987 All-CFL; 1990 Grey Cup Champion; Inducted into Winnipeg Blue Bombers Hall of Fame, 1997

VAUGHN, KHALEED, DE (2003)
Atlanta Falcons, 2004
Carolina Panthers, 2005

WALKER, GREGORY, OG (2003)
New York Giants, 2004

WALLACE, K'VON, S (2019)
Philadelphia Eagles, 2020,21

WALLS, HENRY, LB (1985)
New York Jets, 1987 (replacement player)
Montreal Machine (WLAFF), 1991

WALTERS, JOEY, WR/DB (1976)
Winnipeg Blue Bombers (CFL), 1977
Saskatchewan Roughriders (CFL), 1977,78,80-82
British Columbia Lions (CFL), 1979
Washington Federals (USFL), 1983,84
Orlando Renegades (USFL), 1985
Houston Oilers, 1987
1982 All-CFL; Set CFL receiving record, 1982

WASHINGTON, DONNELL, DT (2003)
Green Bay Packers, 2004,05

WASHINGTON, JAY, RB (1973)
Winnipeg Bombers (CFL), 1974-79
Saskatchewan Roughriders (CFL), 1980
CFL Rushing Leader, 1976

WATERS, ANTHONY, LB (2006)
San Diego Chargers, 2007,08
New Orleans Saints, 2009,10
2009 Super Bowl Champion

WATERS, CHARLIE, CB (1969)
Dallas Cowboys, 1970-78,80,81
1971,77 Super Bowl Champion; 1977,78 All-Pro; 1976-78 Pro Bowl; Selected to All-Time Cowboys team

WATKINS, CARLOS, DT (2016)
Houston Texans, 2017-20
Dallas Cowboys, 2021

WATKINS, SAMMY, WR (2013)
Buffalo Bills, 2014-16
Los Angeles Rams, 2017
Kansas City Chiefs, 2018-20
Baltimore Ravens, 2021
2014 All-Rookie; 2019 Super Bowl Champion

WATSON, DESHAUN, QB (2016)
Houston Texans, 2017-21
2017 All-Rookie; 2018-20 Pro Bowl

WELLS, JOEL, B (1956)
Montreal Alouettes (CFL), 1957-60
New York Giants, 1961

WHITE, HARVEY, QB (1959)
Boston Patriots, 1960
First player ever signed by Patriots

WHITEHURST, CHARLIE, QB (2005)
San Diego Chargers, 2006-09,12,13
Seattle Seahawks, 2010,11
Tennessee Titans, 2014,15
Indianapolis Colts, 2015
Cleveland Browns, 2016

WHITLEY, CURTIS, C (1991)
San Diego Chargers, 1992-94
Played in 1995 Super Bowl
Carolina Panthers, 1995,96
Oakland Raiders, 1997
1995 All-Pro by Sports Illustrated

WILKINS, CHRISTIAN, DT (2018)
Miami Dolphins, 2019-21

WILLARD, JONATHAN, LB (2012)
Tennessee Titans, 2013

WILLIAMS, BRETT, DE (1996)
Seattle Seahawks, 1998

WILLIAMS, DeSHAWN, DT (2014)
Cincinnati Bengals, 2015 (PS),16
Denver Broncos, 2018,20,21

WILLIAMS, KEITH, LB (1986)
Los Angeles Raiders, 1987 (replacement player)

WILLIAMS, MIKE, WR (2016)
Los Angeles Chargers, 2017-21

WILLIAMS, PERRY, CB (1986)
New England Patriots, 1987 (replacement player)

WILLIAMS, RAY, WR (1986)
Cleveland Browns, 1987 (replacement player)

WILLIAMS RONALD, RB (1992)
Hamilton Tiger-Cats (CFL), 1997-01
Edmonton Eskimos (CFL), 2002

WITHERSPOON, DERRICK, RB (1993)
Shreveport Pirates, 1994
Philadelphia Eagles, 1995-97

WITHERSPOON, TERRY, FB (2000)
Dallas Cowboys, 2001

WOOLFORD, DONNELL, CB (1988)
Chicago Bears, 1989-96
Pittsburgh Steelers, 1997
Carolina Panthers, 1998
1993 Pro Bowl

WORTHY, FRED, End (1983 (Track))
Oakland Invaders (USFL), 1984

YOUNGBLOOD, KEVIN, WR (2003)
Atlanta Falcons, 2004-06

Note: Pro Bowl and Super Bowl years are seasons, not year played; includes outdoor football only; includes practice squad players.

NFL DRAFT PICKS

Date	Rd	Pick	Player, Pos.	Team
12/9/38	5	40	Don Willis, B	Giants
	16	142	Gus Goins, E	Cardinals
12/9/39	1	4	*Banks McFadden, B	Dodgers
	13	120	Joe Payne, G	Giants
	18	161	Shad Bryant, B	Cardinals
12/22/41	5	35	Joe Blalock, E	Lions
	19	176	*Charlie Timmons, B	Redskins
4/8/43	20	189	Marion Butler, B	Bears
4/6/45	10	93	Billy Poe, B	Bears
1/14/46	6	43	Marion Woods, G	Steelers
	15	136	Jim Hough, G	Packers
	29	276	Frank Saunders, T	Packers
12/16/46	8	57	*Bill Chipley, E/DB	Yanks
	16	138	*Ralph Jenkins, C	Steelers
	27	246	Tom Salisbury, G	Giants
12/21/48	1	6	*Bobby Gage, B	Steelers
	2	14	Bobby Gage, B	Colts (AFC)
	7	71	Frank Gillespie, G	Eagles
1/18/51	3	27	*Fred Cone, B	Packers
	7	81	*Ray Mathews, B	Steelers
	11	131	Wyndie Wyndham, LB	Yanks
	12	146	*Bob Hudson, E	Giants
	22	262	*Dick Hendley, B	Steelers
	25	300	Jackie Calvert, B	Rams
1/12/52	5	59	*Bob Patton, T	Giants
	13	148	Billy Hair, B	Packers
1/22/53	6	66	Tom Barton, DL	Steelers
	10	121	Dreher Gaskin, E	Lions
	18	209	Jim Shirley, G	Bears
	29	340	Earl Wrightenberry, T	Cardinals
1/28/54	24	285	Nathan Gressette, T	Eagles
1/27/55	16	190	Clyde White, G	Eagles
	21	244	Buck George, B	Redskins
	28	334	Wingo Avery, C	Eagles
1/12/56	4	43	B.C. Inabinet, T	Colts
	22	254	Dick Marazza, T	Lions
	25	292	Billy O'Dell, B	Steelers
1/31/57	2	18	*Joel Wells, B	Packers
	3	34	*Bill Hudson, T	Cardinals
1/28/58	17	200	Bill Thomas, C	Rams
	24	280	Jim Padgett, C	Eagles
1/21/59	14	158	Jack Smith, T	Eagles
	14	162	*Mike Dukes, B	49ers
	16	192	Morris Keller, T	Colts
	20	230	Jim Payne, G	Eagles
	20	235	*Rudy Hayes, B	Steelers
1960	1	12	*Lou Cordileone, T	Giants
	@		Lou Cordileone, T	Bills (AFL)
	2	13	*Harold Olson, T	Cardinals
	@		Harold Olson, T	Bills (AFL)
	@		*Harvey White, QB	Patriots (AFL)
	8	88	*Bill Mathis, HB	49ers
	@		Bill Mathis, HB	Broncos (AFL)
	14	168	*Doug Cline, FB	Giants
	@		Doug Cline, FB	Oilers (AFL)
12/5/60	12	156	Lowndes Shingler, QB	Cowboys
	9		Lowndes Shingler, QB	Raiders (AFL)
12/27/60	5	63	Ron Osborne, T	Colts
	10	134	Jimmy King, T	Cardinals
	14		Jimmy King, T	Oilers (AFL)
12/4/61	3	41	*Gary Barnes, E	Packers
	9	69	Gary Barnes, E	Titans (AFL)
	29	231	Ron Osborne, T	Oilers (AFL)
12/3/62	5	67	*Don Chuy, T	Rams
	5	38	Don Chuy, T	Oilers (AFL)
12/2/63	2	23	Pat Crain, HB	Bears
	8	102	*Bob Poole, E	49ers
	15	118	Pat Crain, HB	Oilers (AFL)
	14	190	Johnny Case, E	Colts
11/28/64	5		^ John Boyette, T	Bills (AFL)
	17	237	John Boyette, T	Browns
11/27/65	7		^ Randy Smith, LB	Jets (AFL)
	9		^ Wayne Page, DE	Chargers (AFL)
	12	177	Ricky Johnson, T	Cardinals
	12	182	Wayne Page, DE	Bears
11/18/66			! Randy Smith, LB	Falcons
3/14/67	14	360	Floyd Rogers, T	Browns
1/30/68	3	64	*Harry Olszewski, G	Browns
	4	99	*Wayne Mass, T	Bears
	5	134	Jackie Jackson, RB	Browns
	9	230	Frank Liberatore, DB	Redskins
1/28/69	8	201	*Wayne Mulligan, C	Cardinals
	14	344	*John Cagle, LB	Patriots
1/27/70	3	66	*Charlie Waters, DB	Cowboys
	11	283	Ivan Southerland, T	Cowboys
	14	347	Jack King, G	49ers
1/28/71	2	30	*Dave Thompson, LB	Lions
2/1/72	3	63	*John McMakin, TE	Steelers

	9	217	Don Kelley, DB	Steelers
	14	346	*Larry Hefner, LB	Packers
1/30/73	6	155	*Rick Harrell, C	Jets
	11	266	Ed Seigler, PK	Bears
1/29/74	6	131	\$ Jay Washington, RB	Chiefs
4/8/76	1	28	*Bennie Cunningham, TE	Steelers
	10	282	*Don Testerman, RB	Dolphins
	11	303	Craig Brantley, WR	Giants
	15	424	Gary Alexander, T	Colts
5/2/78	5	127	*Archie Reese, DT	49ers
	8	213	% Roy Eppes, DB	Jets
	11	305	Lacy Brumley, OT	Broncos
5/3/79	1	5	*Jerry Butler, WR	Bills
	1	23	*Steve Fuller, QB	Chiefs
	3	64	*Joe Bostic, OT	Cardinals
	4	92	*Jonathan Brooks, LB	Lions
	10	249	% Dwight Clark, WR	49ers
	11	277	*Stan Rome, WR	Chiefs
4/29/80	1	20	*Jim Stuckey, DT	49ers
	7	189	\$ Lester Brown, RB	Cowboys
	12	324	*Marvin Sims, FB	Colts
4/28/81	6	140	*Steve Durham, DT	Seahawks
	7	178	*Obad Ariri, PK	Colts
4/27/82	1	6	*Jeff Bryant, DT	Seahawks
	1	19	\$* Perry Tuttle, WR	Bills
	5	128	*Jeff Davis, LB	Buccaneers
	7	188	% Hollis Hall, DB	Chargers
	9	225	Tony Berryhill, C	Colts
	12	327	*Brian Clark, OG	Broncos
4/26/83	1	10	*Terry Kinard, FS	Giants
	3	66	*Cliff Austin, TB	Saints
	4	101	*Johnny Rember, LB	Patriots
	5	135	*Chuck McSwain, RB	Cowboys
	7	194	*Jeff McCall, FB	Raiders
	8	205	*Andy Headen, LB	Giants
	11	282	% Danny Triplett, LB	Rams
	11	290	Bob Mayberry, OG	Seahawks
	11	298	Brian Butcher, OG	Vikings
	12	318	Frank Magwood, WR	Giants
5/1/84	3	63	*Rod McSwain, DB	Falcons
	6	143	% Jim Scott, DE	Giants
	8	213	Bob Paulling, PK	Cardinals
	11	295	Edgar Pickett, LB	Vikings
	12	320	William Devane, DT	Dolphins
	12	326	Murray Jarman, WR	Broncos
	1	11	*Kevin Mack, FB	+Browns
	2	31	% James Robinson, DT	+Giants
	3	84	% James Farr, OG	+Raiders

FIRST-ROUND NFL DRAFT PICKS

Year	Player	Pos.	Pick	Team
1940	Banks McFadden	B	4	Dodgers
1949	Bobby Gage	RB	6	Steelers
1960	Lou Cordileone	L	12	Giants
1976	Bennie Cunningham	TE	28	Steelers
1979	Jerry Butler	WR	5	Bills
	Steve Fuller	QB	23	Chiefs
1980	Jim Stuckey	DT	20	49ers
1982	Jeff Bryant	DT	6	Seahawks
	Perry Tuttle	WR	19	Bills
1983	Terry Kinard	FS	10	Giants
1985	William Perry	MG	22	Bears
1987	Terrence Flagler	TB	25	49ers
1989	Donnell Woolford	CB	11	Bears
1992	Chester McGlockton	DT	16	Raiders
1993	Wayne Simmons	OLB	15	Packers
1997	Trevor Pryce	DE	28	Broncos
1998	Anthony Simmons	ILB	15	Seahawks
1999	Antwan Edwards	CB	25	Packers
2001	Rod Gardner	WR	15	Redskins
2006	Tye Hill	CB	15	Rams
2007	Gaines Adams	DE	4	Buccaneers
2010	C.J. Spiller	RB	9	Bills
2013	DeAndre Hopkins	WR	27	Texans
2014	Sammy Watkins	WR	4	Bills
2015	Vic Beasley	DE	8	Falcons
	Stephone Anthony	LB	31	Saints
2016	Shaq Lawson	DE	19	Bills
2017	Mike Williams	WR	7	Chargers
	Deshawn Watson	QB	12	Texans
2019	Clelin Ferrell	DE	4	Raiders
	Christian Wilkins	DT	13	Dolphins
	Dexter Lawrence	DT	17	Giants
2020	Isaiah Simmons	LB	8	Cardinals
	A.J. Terrell	CB	16	Falcons
2021	Trevor Lawrence	QB	1	Jaguars
	Travis Etienne	RB	25	Jaguars

4/30/85	1	22	*William Perry, MG	Bears
	3	58	*Ty Davis, CB	Giants
	3	77	*Dale Hatcher, P	Rams
	5	116	*K.D. Dunn, TE	Cardinals
	6	152	\$* Reggie Pleasant, CB	Falcons
	10	260	*Donald Igwebuike, PK	Buccaneers



TERRY KINARD WAS A FIRST-ROUND PICK OF THE NEW YORK GIANTS AFTER THE 1982 SEASON.

NFL DRAFT PICKS

HIGHEST NFL DRAFT PICKS

Pick	Rd	Year	Player, Pos.	Team
1	1	2021	Trevor Lawrence, QB	Jaguars
4	1	1939	Banks McFadden, B	Dodgers
4	1	2007	Gaines Adams, DE	Buccaneers
4	1	2014	Sammy Watkins, WR	Bills
4	1	2019	Clelin Ferrell, DE	Raiders
5	1	1979	Jerry Butler, WR	Bills
6	1	1949	Bobby Gage, QB	Steelers
6	1	1982	Jeff Bryant, DT	Seahawks
7	1	2017	Mike Williams, WR	Chargers
8	1	2015	Vic Beasley, DE	Falcons
8	1	2020	Isaiah Simmons, LB	Cardinals
9	1	2010	C.J. Spiller, RB	Bills
10	1	1983	Terry Kinard, FS	Giants
11	1	1989	Donnell Woolford, CB	Bears
12	1	1960	Lou Cordileone, T	Giants
12	1	2017	Deshawn Watson, QB	Texans
13	2	1960	Harold Olson, T	Cardinals
13	1	2019	Christian Wilkins, DT	Dolphins
15	1	1993	Wayne Simmons, LB	Packers
15	1	1998	Anthony Simmons, LB	Seahawks
15	1	2001	Rod Gardner, WR	Redskins
15	1	2006	Tye Hill, CB	Rams
16	1	1992	Chester McGlockton, DT	Raiders
16	1	2020	A.J. Terrell, CB	Falcons
17	1	2019	Dexter Lawrence, DT	Giants
18	2	1957	Joel Wells, B	Packers
19	1	1982	Perry Tuttle, WR	Bills
19	1	2016	Shaq Lawson, DE	Bills
20	1	1980	Jim Stuckey, DT	49ers
22	1	1985	William Perry, MG	Bears
23	1	1979	Steve Fuller, QB	Chiefs
23	2	1963	Pat Crain, RB	Bears
25	1	1987	Terrence Flagler, RB	49ers
25	1	1999	Antwan Edwards, CB	Packers
25	1	2021	Travis Etienne, RB	Jaguars

A.J. TERRELL WAS A FIRST-ROUND PICK OF THE ATLANTA FALCONS AFTER THE 2019 SEASON.



4/28/87	1	25	* Terrence Flagler, RB	49ers
	2	31	* Kenny Flowers, TB	Falcons
	2	38	* Delton Hall, CB	Steelers
	4	103	* Jim Riggs, TE	Bengals
4/24/88	2	50	* Michael Dean Perry, DT	Browns
	3	81	Tony Stephens, MG	Saints
	12	322	James Earle, LB	Steelers
4/23/89	1	11	* Donnell Woolford, CB	Bears
	4	97	* Richard McCullough, DT	Broncos
	5	113	* Keith Jennings, WR	Cowboys
	10	257	Ty Granger, OT	Buccaneers
	10	271	* Tracy Johnson, FB	Oilers
4/22/90	9	241	* Terry Allen, TE	Vikings
	10	260	Gary Cooper, WR	Saints
	10	274	Otis Moore, DT	Giants
4/21/91	2	41	* Jerome Henderson, CB	Patriots
	2	51	* Doug Thomas, WR	Seahawks
	2	53	* John Johnson, OLB	49ers
	3	78	* Chris Gardocki, P/PK	Bears
	4	86	* Dexter Davis, CB	Cardinals
	5	117	* Vance Hammond, DT	Cardinals
	10	271	Eric Harmon, OG	Eagles
	11	301	Stacy Long, OT	Bears
4/26/92	1	16	* Chester McGlockton, DT	Raiders
	2	38	* Levon Kirkland, OLB	Steelers
	5	117	* Curtis Whitley, C	Chargers
	5	125	* Ed McDaniel, ILB	Vikings
4/24/93	1	15	* Wayne Simmons, OLB	Packers
	3	72	* James Trapp, CB	Raiders
	4	91	* Rudy Harris, FB	Buccaneers
	4	106	* Ashley Sheppard, OLB	Vikings
	6	164	* Robert O'Neal, FS	Dolphins
4/24/94	2	50	* Brentson Buckner, DT	Steelers
	7	203	Andre Hewitt, OT	Browns
4/23/95	6	179	* Wardell Rouse, OLB	Buccaneers
4/20/96	2	50	* Patrick Sapp, OLB	Chargers
	2	61	* Brian Dawkins, SS	Eagles
	5	138	* Leomont Evans, FS	Redskins
4/19/97	1	28	* Trevor Pryce, DE	Broncos
	2	40	* Dexter McClean, CB	Rams
4/18/98	1	15	* Anthony Simmons, ILB	Seahawks
	4	102	* Lorenzo Bromell, DT	Dolphins
	5	129	* Raymond Priestner, TE	Rams
	6	159	* Glenn Rountree, OG	Rams
	7	210	* Jim Bundren, OT	Dolphins
4/17/99	1	25	* Antwan Edwards, CB	Packers
	2	45	* Rahim Abdullah, OLB	Browns
	5	139	* Adrian Dingle, DE	Chargers

	5	169	Chris Jones, LB	Vikings
	7	231	* O.J. Childress, LB	Giants
	7	249	Donald Broomfield, DT	Bengals
4/21/01	1	15	* Rod Gardner, WR	Redskins
	7	232	* Keith Adams, LB	Titans
	7	244	* Robert Carswell, FS	Chargers
4/25/03	4	114	* Nick Eason, DT	Broncos
	4	128	* Bryant McNeal, DE	Broncos
4/24/04	3	72	# Donnell Washington, DT	Packers
	3	77	* Derrick Hamilton, WR	49ers
4/23/05	2	57	* Justin Miller, CB	Jets
	3	98	* Leroy Hill, LB	Seahawks
	5	140	* Airese Currie, WR	Bears
4/29/06	1	15	* Tye Hill, CB	Rams
	3	81	* Charlie Whitehurst, QB	Chargers
	7	241	* Charles Bennett, DE	Buccaneers
4/28/07	1	4	* Gaines Adams, DE	Buccaneers
	3	96	* Anthony Waters, LB	Chargers
	5	139	* Dustin Fry, C	Rams
	5	159	* C.J. Gaddis, DB	Eagles
	7	235	* Chansi Stuckey, WR	Jets
4/26/08	2	32	* Phillip Merling, DE	Dolphins
	6	170	* Barry Richardson, OT	Chiefs
4/27/09	4	103	* Dorell Scott, DT	Rams
	5	165	* Chris Clemons, S	Dolphins
	5	166	* Michael Hamlin, LB	Cowboys
	6	195	* James Davis, RB	Browns
4/22/10	1	9	* C.J. Spiller, RB	Bills
	4	108	* Jacoby Ford, WR	Raiders
	5	134	* Ricky Sapp, DE	Eagles
	5	164	* Crezdon Butler, DB	Steelers
	7	240	* Kavell Conner, LB	Colts
4/29/11	2	41	* Jarvis Jenkins, DT	Redskins
	2	50	* Marcus Gilchrist, CB	Chargers
	2	51	* Da'Quan Bowers, DE	Buccaneers
	4	122	* Chris Hairston, OT	Bills
	4	130	* Jamie Harper, RB	Titans
	6	173	* Byron Maxwell, CB	Seahawks
4/26/12	2	38	* Andre Branch, DE	Jaguars
	3	64	* Dwayne Allen, TE	Colts
	3	93	* Brandon Thompson, DT	Bengals
	4	115	* Coty Sensabaugh, CB	Titans
4/25-27/13	1	27	* DeAndre Hopkins, WR	Texans
	4	127	* Malliciah Goodman, DE	Falcons
	5	143	* Jonathan Meeks, S	Bills
	6	187	* Andre Ellington, RB	Cardinals
5/8-10/14	1	4	* Sammy Watkins, WR	Bills
	3	100	# Brandon Thomas, OT	49ers
	4	102	* Bashaud Breeland, CB	Redskins

	4	118	* Martavis Bryant, WR	Steelers
	6	213	Tajh Boyd, QB	Jets
4/30-5/2/15	1	8	* Vic Beasley, DE	Falcons
	1	31	* Stephone Anthony, LB	Saints
	5	137	* Grady Jarrett, DT	Falcons
	5	165	* Bradley Pinion, P	49ers
	6	188	* Tony Steward, LB	Bills
4/28-30/16	1	19	* Shaq Lawson, DE	Bills
	2	33	* Kevin Dodd, DE	Titans
	2	54	* Mackensie Alexander, CB	Vikings
	2	57	* T.J. Green, S	Colts
	4	109	* B.J. Goodson, LB	Giants
	5	166	* D.J. Reader, DT	Texans
	7	241	* Charone Peake, WR	Jets
	7	244	* Jayron Kearse, S	Vikings
	7	247	# Zac Brooks, RB	Seahawks
4/27-29/17	1	7	* Mike Williams, WR	Chargers
	1	12	* Deshaun Watson, QB	Texans
	3	97	* Cordrea Tankersley, CB	Dolphins
	4	140	* Wayne Gallman, RB	Giants
	4	142	* Carlos Watkins, DT	Texans
	5	150	* Jordan Leggett, TE	Jets
4/26-28/18	3	100	* Dorian O'Daniel, LB	Chiefs
	6	185	* Deon Cain, WR	Colts
	6	187	* Ray-Ray McCloud, WR	Bills
4/25-27/19	1	4	* Clelin Ferrell, DE	Raiders
	1	13	* Christian Wilkins, DT	Dolphins
	1	17	* Dexter Lawrence, DT	Giants
	2	40	* Trayvon Mullen, CB	Raiders
	4	117	* Austin Bryant, DE	Lions
	5	149	* Hunter Renfrow, WR	Raiders
4/23-25/20	1	8	* Isaiah Simmons, LB	Cardinals
	1	16	* A.J. Terrell, CB	Falcons
	2	33	* Tee Higgins, WR	Bengals
	3	100	* Tanner Muse, S	Raiders
	4	109	* John Simpson, OG	Raiders
	4	127	* K'Von Wallace, S	Eagles
	7	250	* Tremayne Anchrum, OT	Rams
4/29-5/1/21	1	1	* Trevor Lawrence, QB	Jaguars
	1	25	Travis Etienne, RB	Jaguars
	2	46	* Jackson Carman, OT	Bengals
	3	85	* Amari Rodgers, WR	Packers
	5	181	Cornell Powell, WR	Chiefs
4/28-4/30/22	2	42	Andrew Booth Jr., CB	Vikings
	7	231	Baylon Spector, LB	Bills

* - played in an NFL game; \$ - played in Canada; % - played in USFL; @ - one of many "first-round" selections in old AFL draft system; ^ - AFL redshirt draft; # - made practice squad only; ! - supplemental draft; + - supplemental draft of USFL players

NFL ALUMNI GAMES & SEASONS

Player, Pos.	G	Yrs	Rd	Pick
Rahim Abdullah, OLB	29	2	2	45
Gaines Adams, DE	47	3	1	4
Keith Adams, LB	85	7	7	232
Kevin Alexander, DE	8	1		FA
Mackensie Alexander, CB	84	6	2	54
Dwayne Allen, TE	86	7	3	64
Terry Allen, TB	130	10	9	241
Tremayne Anchrum, OL	12	1	7	250
Stephone Anthony, LB	62	5	1	31
Obed Ariri, PK	18	2	7	178
Cliff Austin, RB	58	5	3	66
Thomas Austin, OG	8	3		FA
Bob Baldwin, B	9	1		FA
Mike Barber, LB	51	5		FA
Gary Barnes, OE	60	5	3	41
Tavaris Barnes, DE	12	1		FA
Vic Beasley, DE	88	6	1	8
Dan Benish, DT	55	5		FA
Charles Bennett, DE	3	1	7	241
Jeff Bostic, C	184	14		FA
Joe Bostic, OG	132	10	3	64
Da'Quan Bowers, DE	50	4	2	51
Andre Branch, DE	95	7	2	38
Bashaud Breeland, CB	107	8	4	102
Lorenzo Bromell, DE	77	7	4	102
Jonathan Brooks, LB	20	2	4	92
Jaron Brown, WR	101	7		FA
Kourtnei Brown, DE	5	2		FA
Austin Bryant, DE	24	3	4	117
Jeff Bryant, DT	175	12	1	6
Martavis Bryant, WR	44	4	4	118
Brentson Buckner, DT	174	12	2	50
Jim Bundren, C	27	2	7	210
Crezdon Butler, CB	45	7	5	164
Jerry Butler, WR	88	7	1	5
John Cagle, DT/LB/G	6	1	14	344
Deon Cain, WR	15	2	6	185
Ken Callicutt, TB	66	5		FA
Jackson Carman, OL	17	1	2	46
Robert Carswell, SS	18	2	7	244
Chandler Catanzaro, PK	77	5		FA
O.J. Childress, LB	4	1	7	231
Bill Chipley, E/DB	30	3	8	57
Don Chuy, OG	82	7	5	67
Vince Ciurciu, FB/LB	74	7		FA
Dwight Clark, WR	134	9	10	249
Chris Clemons, S	80	7	5	165
Doug Cline, LB	95	7	14	168
James Coley, TE	23	2		FA
Fred Cone, B/PK	94	8	3	27
Kavell Conner, LB	78	6	7	240
Lou Cordileone, OT	75	6	1	12
Darrel Crutchfield, CB	4	1		FA
Bennie Cunningham, TE	118	10	1	28
Airese Currie, WR	1	1	5	140
Woodrow Dantzler, RB	14	2		FA
Billy Davis, DB	1	1		FA
Dexter Davis, CB	59	6	4	86
James Davis, RB	9	2	6	195
Jeff Davis, LB	83	6	5	128
Ty Davis, CB	7	1	3	58

Brian Dawkins, SS	224	16	2	61
Adrian Dingle, DE	70	5	5	139
Kevin Dodd, DE	14	2	2	33
Stacey Driver, TB	2	1		FA
Mike Dukes, LB	81	6	14	162
K.D. Dunn, TE	33	5	5	116
Steve Durham, DE	8	1	6	145
Nick Eason, DT	117	9	4	114
Antwan Edwards, CB	71	7	1	25
Andre Ellington, RB	65	5	6	187
Leomont Evans, FS	59	4	5	138
Clelin Ferrell, DE	42	3	1	4
Mark Fields, CB	5	2		FA
Terrence Flagler, TB	41	5	1	25
Kenny Flowers, TB	16	2	2	31
Jacoby Ford, WR	38	3	4	108
Dalton Freeman, C	16	1		FA
Vic Gearty, OT	10	1		FA
Dustin Fry, C	4	1	5	139
Jamaal Fudge, DB	31	3		FA
Steve Fuller, QB	90	7	1	23
Bobby Gage, TB	22	2	1	6
Wayne Gallman, RB	61	5	4	140
Rod Gardner, WR	91	6	1	15
Chris Gardocki, P/PK	244	16	3	78
Marcus Gilchrist, CB	128	10	2	50
Mallikiah Goodman, DE	34	3	4	127
B.J. Goodson, LB	67	6	4	109
T.J. Green, S	41	5	2	57
Mario Grier, FB	32	2	6	195
Steve Griffin, TB	4	1		FA
Tyler Grisham, WR	4	1		FA
Chris Hairston, OT	74	6	4	122
Delton Hall, CB	76	6	2	38
Lamont Hall, TE	94	6		FA
Derrick Hamilton, WR	2	1	3	77
Michael Hamlin, S	12	2	5	166
Jamie Harper, RB	23	2	4	130
Rick Harrell, C	4	1	6	155
Rudy Harris, FB	18	2	4	91
Dale Hatcher, P	99	7	3	77
Rudy Hayes, LB	28	3	20	235
Andy Headen, LB	74	6	8	205
Taylor Hearn, OG	4	1		FA
Larry Hefner, LB	34	4	14	346
Jerome Henderson, CB	98	8	2	41
Dick Hendley, QB	7	1	22	262
Tee Higgins, WR	30	2	2	33
Leroy Hill, LB	97	8	3	98
Tye Hill, CB	40	5	1	15
DeAndre Hopkins, WR	136	9	1	27
Tony Horne, WR	39	3		FA
Bill Hudson, DT	32	3	3	34
Bob Hudson, DE/LB/DB	106	10	12	146
Albert Huggins, DT	14	3		FA
Corey Hulsey, OG	40	5		FA
Adam Humphries, WR	96	7		FA
Donald Igwebuike, PK	80	6	10	260
Brandon Jamison, LB	22	2		FA
Grady Jarrett, DT	110	7	5	137
Jarvis Jenkins, DT	98	7	2	41
Ralph Jenkins, C	NA	1	16	138

NFL SEASON LEADERS

Player	Years	G	Seasons
Chris Gardocki	1991-06	244	16
Brian Dawkins	1996-11	224	16
Jeff Bostic	1980-93	184	14
Trevor Pryce	1997-10	184	14
Jeff Bryant	1982-93	175	12
Chester McGlockton	1992-03	179	12
Brentson Buckner	1994-05	174	12
Charlie Waters	1970-82	160	11
Levon Kirkland	1992-02	176	11
James Trapp	1993-03	149	11
Ray Mathews	1951-60	114	10
Bob Hudson	1951-61	106	10
Bill Mathis	1960-69	137	10
Bennie Cunningham	1975-85	118	10
Joe Bostic	1979-88	132	10
Johnny Rembert	1983-92	126	10
William Perry	1986-95	138	10
Michael Dean Perry	1988-97	148	10
Terry Allen	1991-02	130	10
Ed McDaniel	1992-01	125	10
Dexter McCleon	1997-06	148	10
Marcus Gilchrist	2011-20	128	10

Note: Years are total seasons played at least one game; years lost to injury do not count; **bold** denotes active player.

Keith Jennings, WR	92	8	5	113
John Johnson, OLB	46	5	2	53
Tracy Johnson, FB	121	8	10	271
Jayron Kearse, S	89	6	7	244
Steve Kenney, OT	89	7		FA
Terry Kinard, DB	121	8	1	10
Levon Kirkland, OLB	176	11	2	38
Al Latimer, DB	40	4		FA
Dexter Lawrence, DT	48	3	1	17
Trevor Lawrence, QB	17	1	1	1
Shaq Lawson, DE	78	6	1	19
John Leake, LB	25	2		FA
Jordan Leggett, TE	15	1	5	150
Kevin Mack, RB	99	9		USFL
Terrence Mack, DE	5	1		FA
Wayne Mass, T	59	5	4	99
Ray Mathews, E	114	10	7	81
Bill Mathis, RB	137	10	8	88
Byron Maxwell, DB	83	7	6	173
Jim McCannless, OG	1	1		FA
Ray-Ray McCloud, WR	48	4	6	187
Dexter McCleon, CB	148	10	2	40
Richard McCullough, DT	16	2	4	97
Ed McDaniel, ILB	125	10	5	125
Banks McFadden, B	11	1	1	4
Chester McGlockton, DT	179	12	1	16
John McMakin, TE	60	5	3	63
Chuck McSwain, RB	19	3	5	135
Rod McSwain, DB	90	7	3	63
Jonathan Meeks, S	38	3	5	143
Phillip Merling, DE	53	6	2	32
Justin Miller, CB	45	5	2	57
Eldridge Milton, LB	3	1		FA
Dwayne Morgan, OT	5	1		FA
Trayvon Mullen, CB	37	3	2	40
Wayne Mulligan, C	87	7	8	201
Tanner Muse, S	6	1	3	100
Dorian O'Daniel, LB	58	4	3	100
Harold Olson, OT	70	5	2	13
Robert O'Neal, FS	2	1	6	164
Joe Pagliei, B	18	2		FA
Michael Palmer, TE	74	5		FA
Bob Patton, OT	12	1	5	59
Charone Peake, WR	31	3	7	241
Michael Dean Perry, DT	148	10	2	50
William Perry, MG/FB	138	10	1	22
Bradley Pinion, P	111	7	5	165
Reggie Pleasant, CB	3	1	6	152
Bob Poole, E	50	4	8	102
Robert Potts, T	16	1		FA
Trevor Pryce, DT	184	14	1	28
D.J. Reader, DT	81	6	5	166
Archie Reese, DE	83	6	5	127
Marion Reeves, TB	14	1		FA
Johnny Rembert, LB	126	10	4	101
Hunter Renfrow, WR	46	3	5	149
Barry Richardson, OT	65	6	6	170
Jim Riggs, TE	82	7	4	103
Amari Rodgers, WR	16	1	3	85

NFL GAME LEADERS

Player	Years	Seasons	G
Chris Gardocki	1991-06	16	244
Brian Dawkins	1996-11	16	224
Jeff Bostic	1980-93	14	184
Trevor Pryce	1997-10	14	184
Chester McGlockton	1992-03	12	179
Levon Kirkland	1992-02	11	176
Jeff Bryant	1982-93	12	175
Brentson Buckner	1994-05	12	174
Charlie Waters	1970-82	11	160
James Trapp	1993-03	11	149
Michael Dean Perry	1994-05	10	148
Dexter McCleon	1997-06	10	148
William Perry	1986-95	10	138
Bill Mathis	1960-69	10	137
DeAndre Hopkins	2013-21	9	136
Dwight Clark	1979-87	9	134
Joe Bostic	1979-88	10	132
Terry Allen	1991-01	10	130
Marcus Gilchrist	2011-20	10	128
Johnny Rembert	1983-92	10	126
Donnell Woolford	1989-97	9	126
Ed McDaniel	1992-01	10	125

Note: Years are total seasons played at least one game; years lost to injury do not count; **bold** denotes active player.

Stan Rome, WR	42	4		FA
Wardell Rouse, OLB	16	1	6	179
Larry Ryans, WR	3	1		FA
Patrick Sapp, OLB	63	4	2	50
Ricky Sapp, DE	17	3	5	134
Dorell Scott, DT	33	3	4	103
Coty Sensabaugh, CB	107	8	4	115
Tyler Shatley, OL	111	8		FA
Ashley Sheppard, OLB	21	3	4	106
Anthony Simmons, LB	87	7	1	15
Isaiah Simmons, LB	33	2	1	8
Wayne Simmons, OLB	90	6	1	15
John Simpson, OL	24	2	4	109
Marvin Sims, FB	32	2	12	324
C.J. Spiller, RB	90	8	1	9
Darnell Stephens, OLB	14	2		FA
Tony Steward, LB	7	1	6	188
Chansi Stuckey, WR	55	4	7	235
Jim Stuckey, DT	93	7	1	20
Cordrea Tankersley, CB	19	3	3	97
A.J. Terrell, CB	30	2	1	16
Don Testerman, RB	49	4	10	282
Doug Thomas, WR	39	3	2	51
Brandon Thompson, DT	53	5	3	93
Dave Thompson, OL	56	5	2	30
Sid Tinsley, TB	9	1		FA
James Trapp, DB	149	11	3	72
David Treadwell, PK	93	6		FA
Perry Tuttle, WR	24	3	1	19
Khaled Vaughn, DE	3	1		FA
Gregory Walker, OG	7	1		FA
K'Von Wallace, S	28	2	4	127
Henry Walls, LB	3	1		FA
Joey Walters, WR/DB	5	1		FA
Anthony Waters, LB	20	3	3	96
Charlie Waters, CB	160	11	3	66
Carlos Watkins, DT	57	5	5	142
Sammy Watkins, WR	99	8	1	4
Deshaun Watson, QB	54	4	1	12
Joel Wells, B	14	1	2	18
Harvey White, QB^	9	1	1	NA
Charlie Whitehurst, QB	24	6	3	81
Curtis Whitley, C	72	6	5	117
Christian Wilkins, DT	47	3	1	13
DeShawn Williams, DT	33	3		FA
Mike Williams, WR				

NFL ALUMNI HONORS

PRO FOOTBALL HALL OF FAME

2018 - Brian Dawkins, DB, Eagles, Broncos

NFL ALL-DECADE TEAM

1990s - LeVon Kirkland, LB, Steelers
2000s - Brian Dawkins, S, Eagles

NFL PLAYER-OF-THE-YEAR

1982 - ^Dwight Clark, WR, 49ers

AFC ROOKIE-OF-THE-YEAR

1979 - *Jerry Butler, WR, Bills

ALL-ROOKIE TEAM

1979 - Jerry Butler, WR, Bills
Joe Bostic, OG, Cardinals
1980 - Jim Stuckey, DT, 49ers
1982 - Jeff Bryant, DT, Seahawks
1983 - Terry Kinard, FS, Giants
1985 - Kevin Mack, RB, Browns
William Perry, MG/FB, Bears
Dale Hatcher, P, Rams
1987 - Delton Hall, CB, Steelers
1988 - Michael Dean Perry, DT, Browns
1989 - David Treadwell, PK, Broncos
1993 - Wayne Simmons, OLB, Packers
1996 - Brian Dawkins, SS, Eagles
1998 - Lorenzo Bromell, DE, Dolphins
2001 - Rod Gardner, WR, Redskins
2006 - Tye Hill, CB, Rams
2007 - Gaines Adams, DE, Buccaneers
2010 - Kavell Conner, LB, Colts
Jacob Ford, WR, Raiders
2012 - Dwayne Allen, TE, Colts
2013 - Andre Ellington, RB, Cardinals
DeAndre Hopkins, WR, Texans
2014 - Bashaud Breeland, CB, Redskins
Chandler Catanzaro, PK, Cardinals
Sammy Watkins, WR, Bills
2015 - Stephone Anthony, LB, Saints
2017 - Deshaun Watson, QB, Texans
2019 - Dexter Lawrence, DT, Giants
2020 - Tee Higgins, WR, Bengals
A.J. Terrell, CB, Falcons

ALL-PRO SELECTIONS

1952 - Ray Mathews, RB, Steelers
1961 - Bill Mathis, FB, Jets
1962 - Harold Olson, T, Bills
1977 - Charlie Waters, DB, Cowboys
1978 - Charlie Waters, DB, Cowboys
1980 - Jerry Butler, WR, Bills
1981 - Dwight Clark, WR, 49ers
1982 - Dwight Clark, WR, 49ers
1983 - Jeff Bostic, C, Redskins
1985 - Dale Hatcher, P, Rams
1988 - ^Johnny Rember, LB, Patriots
1989 - Michael Dean Perry, DT, Browns
David Treadwell, PK, Broncos
1990 - Michael Dean Perry, DT, Browns
1991 - Michael Dean Perry, DT, Browns
1992 - Michael Dean Perry, DT, Browns
1993 - Michael Dean Perry, DT, Browns
1994 - Michael Dean Perry, DT, Browns
Chester McGlockton, DT, Raiders
Terry Allen, RB, Vikings
1995 - Michael Dean Perry, DT, Broncos
Terry Allen, TB, Redskins
Chester McGlockton, DT, Raiders
^Curtis Whitley, C, Panthers
1996 - Chester McGlockton, DT, Raiders
Chris Gardocki, P, Colts
Terry Allen, TB, Redskins
LeVon Kirkland, LB, Steelers
Michael Dean Perry, DT, Broncos
1997 - LeVon Kirkland, LB, Steelers
1999 - Trevor Pryce, DT, Broncos
Tony Horne, KR, Rams
2000 - Chris Gardocki, P, Browns
Trevor Pryce, DT, Broncos
2001 - Brian Dawkins, DB, Eagles
Trevor Pryce, DT, Broncos
2002 - Brian Dawkins, DB, Eagles
2004 - Brian Dawkins, DB, Eagles
2006 - Brian Dawkins, DB, Eagles
Justin Miller, KR, Jets
2009 - Brian Dawkins, DB, Broncos
2015 - DeAndre Hopkins, WR, Texans
2016 - Vic Beasley, LB, Falcons

2017 - DeAndre Hopkins, WR, Texans
2018 - DeAndre Hopkins, WR, Texans
2019 - DeAndre Hopkins, WR, Texans
Grady Jarrett, DT, Falcons
2020 - DeAndre Hopkins, WR, Cardinals
2021 - A.J. Terrell, CB, Falcons

PRO BOWL SELECTIONS

1952 - Ray Mathews, HB, Steelers
1955 - Ray Mathews, HB, Steelers
1961 - Bill Mathis, RB, Jets
1962 - Bill Hudson, DT, Chargers
1963 - Bill Mathis, RB, Jets
1976 - Charlie Waters, DB, Cowboys
1977 - Charlie Waters, DB, Cowboys
1978 - Charlie Waters, DB, Cowboys
1980 - Jerry Butler, WR, Bills
1982 - Dwight Clark, WR, 49ers
1983 - Dwight Clark, WR, 49ers
Jeff Bostic, C, Redskins
1985 - Kevin Mack, RB, Browns
Dale Hatcher, P, Rams
1987 - Kevin Mack, RB, Browns
1988 - Johnny Rember, LB, Patriots
Terry Kinard, FS, Giants
1989 - Michael Dean Perry, DT, Browns
David Treadwell, PK, Broncos
Johnny Rember, LB, Patriots
1990 - Michael Dean Perry, DT, Browns
1991 - Michael Dean Perry, DT, Browns
1993 - Michael Dean Perry, DT, Browns
Donnell Woolford, CB, Bears
1994 - Michael Dean Perry, DT, Browns
Chester McGlockton, DT, Raiders
1995 - Chester McGlockton, DT, Raiders
1996 - Chester McGlockton, DT, Raiders
Michael Dean Perry, DT, Broncos
LeVon Kirkland, ILB, Steelers
Chris Gardocki, P, Colts
Terry Allen, TB, Redskins
1997 - Chester McGlockton, MG, Raiders
LeVon Kirkland, LB, Steelers
1998 - Ed McDaniel, LB, Vikings
1999 - Brian Dawkins, DB, Eagles
Trevor Pryce, DT, Broncos
2000 - Trevor Pryce, DT, Broncos
2001 - Brian Dawkins, DB, Eagles
Trevor Pryce, DT, Broncos
2002 - Brian Dawkins, DB, Eagles
Trevor Pryce, DT, Broncos
2004 - Brian Dawkins, DB, Eagles
2005 - Brian Dawkins, DB, Eagles
2006 - Brian Dawkins, DB, Eagles
Justin Miller, KR, Jets
2008 - Brian Dawkins, DB, Eagles
2009 - Brian Dawkins, DB, Broncos
2011 - Brian Dawkins, DB, Broncos
2012 - C.J. Spiller, RB, Bills
2015 - DeAndre Hopkins, WR, Texans
2016 - Vic Beasley, LB, Falcons
2017 - DeAndre Hopkins, WR, Texans
2018 - DeAndre Hopkins, WR, Texans
Deshaun Watson, QB, Texans
2019 - DeAndre Hopkins, WR, Texans
Grady Jarrett, DT, Falcons
Deshaun Watson, QB, Texans
2020 - DeAndre Hopkins, WR, Cardinals
Grady Jarrett, DT, Falcons
Deshaun Watson, QB, Texans
2021 - Hunter Renfrow, WR, Raiders
Note: By season, not calendar year of game.

SUPER BOWL CHAMPIONS

1968 - Bill Mathis, RB, Jets
1971 - Charlie Waters, S, Cowboys
1974 - John McMakin, TE, Steelers
1977 - Charlie Waters, S, Cowboys
1978 - Bennie Cunningham, TE, Steelers
1979 - Bennie Cunningham, TE, Steelers
1981 - Dwight Clark, WR, 49ers
Archie Reese, DT, 49ers
Jim Stuckey, DT, 49ers
1982 - Jeff Bostic, C, Redskins
1984 - Dwight Clark, WR, 49ers
Jim Stuckey, DT, 49ers
1985 - Steve Fuller, QB, Bears
William Perry, MG, Bears
1986 - Ty Davis, CB, Giants
Andy Headen, LB, Giants



MIKE WILLIAMS LED THE NFL IN YARDS PER RECEPTION (20.2) IN 2019.

Terry Kinard, FS, Giants
1987 - Obed Ariri, PK, Redskins
Dan Benish, DT, Redskins
Jeff Bostic, C, Redskins
K.D. Dunn, TE, Redskins
1988 - Terrence Flagler, RB, 49ers
1989 - Terrence Flagler, RB, 49ers
1991 - Jeff Bostic, C, Redskins
1996 - Wayne Simmons, LB, Packers
1997 - Trevor Pryce, DT, Broncos
1998 - Trevor Pryce, DT, Broncos
1999 - Tony Horne, WR, Rams
Dexter McClellan, CB, Rams
2000 - James Trapp, DB, Ravens
2005 - Chris Gardocki, P, Steelers
2008 - Nick Eason, TE, Steelers
2009 - Anthony Waters, LB, Saints
2013 - Byron Maxwell, CB, Seahawks
2018 - Dwayne Allen, TE, Patriots
2019 - Bashaud Breeland, CB, Chiefs
Dorian O'Daniel, LB, Chiefs
Sammy Watkins, WR, Chiefs
2020 - Bradley Pinion, P, Buccaneers
2021 - Tremayne Anchrum, OL, Rams
Note: By season, not calendar year of game.

LED NFL IN A STAT CATEGORY

1952 - Ray Mathews, Steelers
Yards/All-Purpose Play (8.7)
Punt Returns for Touchdowns (2)
1955 - Fred Cone, Packers
Field Goals (16-24)
Ray Mathews, Steelers
Yards/Play From Scrimmage (9.6)
1982 - Dwight Clark, 49ers
Receptions (60)
Yards/Touch (15.2)
1985 - Dale Hatcher, Rams
Net Punting (38.0)
1987 - Delton Hall, Steelers
Non-Offensive Touchdowns (2)
Dale Hatcher, Rams

Punting Yards (3,140)
1990 - Terry Kinard, Giants
Fumble Return Yards (72)
1996 - Chris Gardocki, Colts
Net Punting (39.0)
Terry Allen, Redskins
Touchdowns (21)
Rushing Touchdowns (21)
1999 - Tony Horne, Rams
Kickoff Return Average (29.7)
Kickoff Return Touchdowns (2)
2000 - Chris Gardocki, Browns
Punts (108)
Punting Yards (4,919)
2006 - Justin Miller, Jets
Kickoff Return Average (28.3)
2008 - Justin Miller, Raiders
Kickoff Return Touchdowns (2)
Non-Offensive Touchdowns (3)
2010 - Jacob Ford, Raiders
Kickoff Return Touchdowns (3)
Non-Offensive Touchdowns (3)
2012 - C.J. Spiller, Bills
Yards/Carry By a RB (6.0)
2013 - Andre Ellington, Cardinals
Yards/Carry By a RB (5.5)
2016 - Vic Beasley, Falcons
Sacks (15.5)
Bradley Pinion, 49ers
Punts (100)
2017 - DeAndre Hopkins, Texans
Receiving Touchdowns (13)
2019 - Deshaun Watson, Texans
Game-Winning Drives (5)
Mike Williams, Chargers
Yards/Reception (20.2)
2020 - Deshaun Watson, Texans
Passing Yards (4,823)
Passing Yards/Attempt (8.9)
Yards/Completion (12.6)
Total Offense (5,267)

* - UPI, Sporting News; ^ - Sports Illustrated

YEAR-BY-YEAR TEAM RECORDS

Year	Home	Away	Neutral	Conf.	Finish	Overall	Win %	Scoring	Captain(s)	Head Coach(es)
1896	0-0	2-1	0-0	----	----	2-1	.667	36-18	Reuben Hamilton	Walter Riggs
1897	0-0	2-2	0-0	----	----	2-2	.500	28-58	William Brock	W.M. Williams
1898	1-0	1-1	1-0	----	----	3-1	.750	110-20	Shack Shealy	John Penton
1899	0-0	1-2	3-0	----	----	4-2	.667	109-50	Norman Walker	Walter Riggs
1900	1-0	3-0	2-0	3-0	1st	6-0	1.000	222-10	Norman Walker	John Heisman
1901	1-0	1-0-1	1-1	1-0-1	----	3-1-1	.700	190-38	Claude Douthit	John Heisman
1902	2-0	4-1	0-0	5-1	1st	6-1	.857	152-22	Hope Sadler	John Heisman
1903	0-0	3-1	1-0-1	2-0-1	T-1st	4-1-1	.750	167-22	Hope Sadler	John Heisman
1904	1-1	1-1-1	1-1	----	----	3-3-1	.500	50-45	Joe Holland	Shack Shealy
1905	0-0-1	2-2	1-0	----	----	3-2-1	.583	101-63	Oscar Derrick	Eddie Cochems
1906	3-0-1	1-0-1	0-0-1	4-0	T-1st	4-0-3	.786	38-4	Fritz Furtlick	Bob Williams
1907	2-2	1-1	1-1	----	----	4-4	.500	67-45	J.N. McLaurin	Frank Shaughnessy
1908	1-1	0-3	0-2	----	----	1-6	.143	26-104	Stricker Coles	John Stone
1909	2-0	2-2	2-1	----	----	6-3	.667	93-43	Charlie Robbs	Bob Williams
1910	1-1	3-2	0-0-1	----	----	4-3-1	.563	106-54	William Hankel	Frank Dobson
1911	1-2	2-1	0-2	----	----	3-5	.375	71-118	Paul Bissell	Frank Dobson
1912	2-0	2-3	0-1	----	----	4-4	.500	177-126	Ben Britt	Frank Dobson
1913	1-1	3-2	0-1	----	----	4-4	.500	112-98	Arthur Gandy	Bob Williams
1914	0-0	4-3-1	1-0	----	----	5-3-1	.611	168-123	William Schilleter	Bob Williams
1915	0-0-1	2-1-1	0-3	----	----	2-4-2	.375	113-48	William McGill	Bob Williams
1916	2-1	1-1	0-4	----	----	3-6	.333	81-147	Charles Major	Wayne Hart
1917	1-1	3-0	2-1	----	----	6-2	.750	183-64	Fredric Witsell	Edward Donahue
1918	3-1	1-1	1-0	----	----	5-2	.714	198-101	Stumpy Banks	Edward Donahue
1919	4-0	1-2-2	1-0	----	----	6-2-2	.700	152-55	Stumpy Banks	Edward Donahue
1920	3-1-1	0-5	1-0	----	----	4-6-1	.409	98-146	Boo Armstrong	Edward Donahue
1921	1-1	0-5-1	0-0-1	0-3	14th	1-6-2	.222	48-187	John Spearman	E.J. Stewart
1922	3-1	2-2	0-1	1-2	11th	5-4	.556	170-109	E.H. Emanuel	E.J. Stewart
1923	3-0-1	2-2	0-0	1-1-1	12th	5-2-1	.688	91-65	Butch Holoan	Bud Saunders
1924	2-2	0-2	0-2	0-3	T-18th	2-6	.250	80-96	Charlie Robinson	Bud Saunders
1925	0-3	1-4	0-0	0-4	T-20th	1-7	.125	27-160	Gary Finkley	Bud Saunders
1926	2-2	0-5	0-0	0-3	18th	2-7	.222	20-169	Byars Harvey	Bud Saunders (4), Bob Williams (5)
1927	3-0-1	2-3	0-0	2-2	8th	5-3-1	.611	73-84	Henry Eskew	Josh Cody
1928	3-0	3-2	2-1	4-2	T-7th	8-3	.727	192-77	O.K. Pressley	Josh Cody
1929	4-0	2-2	2-1	3-3	12th	8-3	.727	236-110	O.D. Padgett	Josh Cody
1930	3-0	2-1	3-1	3-2	12th	8-2	.800	239-82	Johnnie Justus	Josh Cody
1931	0-1-1	0-2-1	1-3	1-4	20th	1-6-2	.222	19-164	Angus Fordham	Jess Neely
1932	2-1	1-4-1	0-0	0-4	20th	3-5-1	.389	89-111	Bob Miller	Jess Neely
1933	2-0-1	0-4-1	1-2	1-1	6th	3-6-2	.364	50-98	John Heinemann	Jess Neely
1934	2-0	2-4	1-0	2-1	5th	5-4	.556	89-85	Henry Woodward	Jess Neely
1935	2-0	3-3	1-0	2-1	4th	6-3	.667	147-99	Harry Shore	Jess Neely
1936	2-1	3-4	0-0	3-2	5th	5-5	.500	98-95	Net Berry	Jess Neely
1937	2-0	2-4-1	0-0	2-0-1	3rd	4-4-1	.500	128-64	Harold Lewis	Jess Neely
1938	2-0	4-1	1-0-1	3-0-1	2nd	7-1-1	.833	145-56	Charlie Woods	Jess Neely
1939	2-0	5-1	2-0	4-0	2nd	9-1	.900	165-45	Joe Payne	Jess Neely
1940	2-0	3-2-1	1-0	4-0	1st	6-2-1	.722	182-73	Bob Sharpe	Frank Howard
1941	2-0	3-2	2-0	5-1	3rd	7-2	.778	233-90	Wade Padgett	Frank Howard
1942	2-1	1-4	0-1-1	2-3-1	9th	3-6-1	.350	100-138	Charlie Wright	Frank Howard
1943	0-2	1-2	1-2	2-3	T-7th	2-6	.250	94-185	Ralph Jenkins	Frank Howard
1944	2-0	1-5	1-0	3-1	3rd	4-5	.444	165-179	Ralph Jenkins	Frank Howard
1945	3-1	3-2-1	0-0	2-1-1	4th	6-3-1	.650	211-73	Ralph Jenkins	Frank Howard
1946	2-1	1-4	1-0	2-3	11th	4-5	.444	147-174	Chip Clark	Frank Howard
1947	2-1	2-4	0-0	1-3	12th	4-5	.444	206-146	Cary Cox	Frank Howard
1948	4-0	5-0	2-0	5-0	1st	11-0	1.000	274-76	Bob Martin, Phil Prince	Frank Howard
1949	2-2-1	2-2	0-0-1	2-2	8th	4-4-2	.500	232-216	Gene Moore	Frank Howard
1950	4-0	5-0-1	0-0	3-0-1	2nd	9-0-1	.950	343-76	Fred Cone	Frank Howard
1951	4-0	3-2	0-1	3-1	4th	7-3	.700	196-97	Bob Patton	Frank Howard
1952	1-1	1-5-1	0-0	----	*	2-6-1	.278	112-157	George Rodgers	Frank Howard
1953	2-2	1-3-1	0-0	1-2	6th	3-5-1	.389	139-172	Dreher Gaskin, Nathan Gressette	Frank Howard
1954	3-1	0-4	2-0	1-2	5th	5-5	.500	193-121	Buck George, Scott Jackson, Mark Kane, Clyde White	Frank Howard
1955	3-1	3-1	1-1	3-1	3rd	7-3	.700	206-144	Don King	Frank Howard
1956	4-0	3-1-2	0-1	4-0-1	1st	7-2-2	.727	167-101	Charlie Bussey	Frank Howard
1957	3-1	4-2	0-0	4-3	T-3rd	7-3	.700	216-78	John Grdijan, Leon Kaltenback	Frank Howard
1958	5-0	3-2	0-1	5-1	1st	8-3	.727	169-138	Bill Thomas	Frank Howard
1959	3-1	5-1	1-0	6-1	1st	9-2	.818	285-103	Paul Snyder, Harvey White	Frank Howard
1960	5-0	1-4	0-0	4-2	4th	6-4	.600	197-124	Dave Lynn, Lowndes Shingler	Frank Howard
1961	3-2	2-3	0-0	3-3	T-3rd	5-5	.500	199-126	Ron Andreo, Calvin West	Frank Howard
1962	2-3	4-1	0-0	5-1	2nd	6-4	.600	168-130	Dave Hynes	Frank Howard
1963	2-1-1	3-3	0-0	5-2	T-3rd	5-4-1	.550	181-140	Tracy Childers	Frank Howard
1964	2-2	1-5	0-0	2-4	7th	3-7	.300	105-135	John Boyett, Ted Bunton	Frank Howard
1965	3-1	2-4	0-0	4-3	T-1st	5-5	.500	117-137	Bill Hecht, Floyd Rogers	Frank Howard
1966	4-0	2-4	0-0	6-1	1st	6-4	.600	174-177	Mike Facciolo	Frank Howard
1967	3-2	3-2	0-0	6-0	1st	6-4	.600	166-128	Jimmy Addison, Frank Liberatore	Frank Howard
1968	2-2	2-3-1	0-0	4-1-1	2nd	4-5-1	.450	184-179	Billy Ammons, Ronnie Ducworth	Frank Howard
1969	2-2	2-4	0-0	3-3	T-3rd	4-6	.400	178-250	Ivan Southerland, Charlie Tolley	Frank Howard
1970	2-4	1-4	0-0	2-4	T-6th	3-8	.273	164-313	B.B. Elvington, Jim Sursavage, Ray Yauger	Hootie Ingram
1971	2-3	1-3	2-0	4-2	2nd	5-6	.455	155-202	Larry Hefner, John McMakin	Hootie Ingram
1972	3-2	1-5	0-0	2-4	5th	4-7	.364	143-245	Wade Hughes, Buddy King, Frank Wirth	Hootie Ingram
1973	3-3	2-3	0-0	4-2	3rd	5-6	.455	231-263	Mike Buckner, Ken Pengitore	Red Parker
1974	6-0	1-4	0-0	4-2	T-2nd	7-4	.636	246-250	Willie Anderson, Mark Fellers, Jim Ness, Ken Peoples	Red Parker
1975	1-4	1-5	0-0	2-3	5th	2-9	.182	177-381	Bennie Cunningham, Neal Jetton, Dennis Smith, Jimmy Williamson	Red Parker
1976	2-2-1	1-4-1	0-0	0-4-1	7th	3-6-2	.364	172-237	Malcolm Marler, Mike O'Cain, Randy Scott, Joey Walters	Red Parker
1977	3-2	5-0-1	0-1	4-1-1	2nd	8-3-1	.708	228-163	Steve Fuller, Steve Godfrey, Randy Scott	Charley Pell
1978	6-0	4-1	1-0	6-0	1st	11-1	.917	368-131	Steve Fuller, Randy Scott	Charley Pell (11), Danny Ford (1)
1979	4-2	4-1	0-1	4-2	T-2nd	8-4	.667	205-116	Bubba Brown, Billy Lott	Danny Ford
1980	4-2	2-3	0-0	2-4	T-4th	6-5	.545	217-222	Lee Nanne, Willie Underwood	Danny Ford
1981 ^{INC}	6-0	5-0	1-0	6-0	1st	12-0	1.000	338-105	Jeff Davis, Lee Nanne, Perry Tuttle	Danny Ford
1982	5-0-1	3-1	1-0	6-0	1st	9-1-1	.864	289-147	Homer Jordan, Terry Kinard	Danny Ford
1983	6-0-1	3-1	0-0	----	*	9-1-1	.864	338-200	James Farr, James Robinson	Danny Ford



YEAR-BY-YEAR TEAM RECORDS

THE 2021 TEAM HAD AN UNDEFEATED HOME RECORD FOR THE FIFTH SEASON IN A ROW.




Year	Home	Away	Neutral	Conf.	Finish	Overall	Win %	Scoring	Captain(s)	Head Coach(es)
1984	5-1	2-3	0-0	----	*	7-4	.636	346-215	Mike Eppley, William Perry	Danny Ford
1985	3-3	3-2	0-1	4-3	T-3rd	6-6	.500	244-222	Steve Berlin, Steve Reese	Danny Ford
1986	3-1-1	4-1-1	1-0	5-1-1	1st	8-2-2	.750	296-187	Terrence Flagler, Terence Mack	Danny Ford
1987	7-1	2-1	1-0	6-1	1st	10-2	.833	333-176	Michael Dean Perry, John Phillips	Danny Ford
1988	5-1	4-1	1-0	6-1	1st	10-2	.833	342-157	Rodney Williams, Donnell Woolford	Danny Ford
1989	5-1	4-1	1-0	5-2	3rd	10-2	.833	368-138	Wesley McFadden, Otis Moore	Danny Ford
1990	6-0	3-2	1-0	5-2	T-2nd	10-2	.833	333-109	Stacy Fields, Vance Hammond	Ken Hatfield
1991	6-0-1	2-1	1-1	6-0-1	1st	9-2-1	.792	317-185	Rob Bodine, DeChane Cameron, Levon Kirkland	Ken Hatfield
1992	4-2	1-4	0-0	3-5	7th	5-6	.455	261-213	Robert O'Neal, Ashley Sheppard, Wayne Simmons	Ken Hatfield
1993	6-1	2-2	1-0	5-3	3rd	9-3	.750	198-192	Richard Moncrief	Ken Hatfield (11), Tommy West (1)
1994	4-2	1-4	0-0	4-4	6th	5-6	.455	164-188	Tim Jones, Louis Solomon	Tommy West
1995	3-3	5-0	0-1	6-2	3rd	8-4	.667	303-219	Louis Solomon	Tommy West
1996	5-1	2-3	0-1	6-2	T-2nd	7-5	.583	245-241	Dexter McCleon	Tommy West
1997	3-3	4-1	0-1	4-4	5th	7-5	.583	292-219	Raymond Priestler, Raymond White	Tommy West
1998	3-4	0-4	0-0	1-7	T-8th	3-8	.273	218-272	Donald Broomfield, Holland Postell	Tommy West
1999	3-2	3-3	0-1	5-3	2nd	6-6	.500	322-253	Keith Adams, Ryan Romano, Brandon Streeter	Tommy Bowden
2000	6-1	3-1	0-1	6-2	2nd	9-3	.750	416-253	Chad Carson, Rod Gardner, Chad Speck	Tommy Bowden
2001	3-3	3-2	1-0	4-4	T-4th	7-5	.583	369-339	Chad Carson, Woodrow Dantzler, Charles Hafley	Tommy Bowden
2002	5-2	2-3	0-1	4-4	5th	7-6	.538	330-349	Nick Eason, Bryant McNeal, Jackie Robinson	Tommy Bowden
2003	6-1	2-3	1-0	5-3	3rd	9-4	.692	365-250	Tony Elliott, DeJuan Polk, Gregory Walker	Tommy Bowden
2004	5-1	1-4	0-0	4-4	T-6th	6-5	.545	236-229	Eric Coleman, Aiese Currie, Leroy Hill	Tommy Bowden
2005	4-2	3-2	1-0	4-4	3rd (Atl.)	8-4	.667	316-211	Charles Bennett, Jamaal Fudge, Steven Jackson, Charlie Whitehurst	Tommy Bowden
2006	5-2	2-2	1-1	5-3	T-2nd (Atl.)	8-5	.615	425-210	Gaines Adams, Chansi Stuckey, Anthony Waters	Tommy Bowden
2007	5-2	4-1	0-1	5-3	T-2nd (Atl.)	9-4	.692	430-243	Michael Hamlin, Cullen Harper	Tommy Bowden
2008	5-2	2-2	0-2	4-4	T-3rd (Atl.)	7-6	.539	327-225	James Davis, Tyler Grisham, Michael Hamlin, Cullen Harper, Jock McKissic	Tommy Bowden (6), Dabo Swinney (7)
2009	6-1	2-3	1-1	6-2	1st (Atl.)	9-5	.643	436-286	Thomas Austin, Chris Chancellor, Kavell Conner, Michael Palmer, Ricky Sapp, C.J. Spiller	Dabo Swinney
2010	5-2	1-4	0-1	4-4	T-4th (Atl.)	6-7	.462	312-244	Marcus Gilchrist, Chris Hairston, Jarvis Hairston, Jarvis Jenkins, DeAndre McDaniel, Michael Wade	Dabo Swinney
2011	7-0	2-3	1-1	6-2	^1st (Atl.)	10-4	.714	470-410	Andre Branch, Chad Diehl, Marquan Jones, Coty Sensabaugh, Brandon Thompson, Landon Walker	Dabo Swinney
2012	6-1	3-1	2-0	7-1	T-1st (Atl.)	11-2	.846	533-323	Xavier Brewer, Jaron Brown, Andre Ellington, Dalton Freeman, Rashard Hall, Jonathan Meeeks	Dabo Swinney
2013	6-1	4-1	1-0	7-1	2nd (Atl.)	11-2	.846	522-288	Tajh Boyd, Quandon Christian, Darius Robinson, Tyler Shatley, Spencer Shuey, Brandon Thomas	Dabo Swinney
2014	7-0	2-3	1-0	6-2	2nd (Atl.)	10-3	.769	401-217	Stephone Anthony, Sam Cooper, Adam Humphries, Grady Jarrett	Dabo Swinney
2015	7-0	5-0	2-1	8-0	^1st (Atl.)	14-1	.933	577-325	Travis Blanks, B.J. Goodson, Eric Mac Lain, Charone Peake, D.J. Reader, Stanton Seckinger	Dabo Swinney
2016 ^{nc}	6-1	5-0	3-0	7-1	^1st (Atl.)	14-1	.933	588-270	Ben Boulware, Jay Guillermo, Jadar Johnson, Jordan Leggett, Carlos Watkins, Deshaun Watson	Dabo Swinney
2017	7-0	4-1	1-1	7-1	^1st (Atl.)	12-2	.857	460-166	Ryan Carter, Tyrone Crowder, Taylor Hearn, Maverick Morris, Dorian O'Daniel, Christian Wilkins	Dabo Swinney
2018 ^{nc}	7-0	5-0	3-0	8-0	^1st (Atl.)	15-0	1.000	664-197	Adam Choice, Cteelin Ferrell, Mitch Hyatt, Kendall Joseph, Hunter Renfrow, Christian Wilkins	Dabo Swinney
2019	7-0	5-0	2-1	8-0	^1st (Atl.)	14-1	.933	659-203	Tremayne Anchrum, Gage Cervenka, Tanner Muse, Diondre Overton, John Simpson, Isaiah Simmons, K'Von Wallace	Dabo Swinney
2020	6-0	3-1	1-1	8-1	^2nd	10-2	.833	522-242	Trevor Lawrence, Nyles Pinckney, Amari Rodgers, James Skalski, Cade Stewart, Nolan Turner	Dabo Swinney
2021	6-0	3-2	1-1	6-2	T-2nd (Atl.)	10-3	.769	342-193	Matt Bochostrz, Will Brown, Mario Goodrich, Justin Ross, James Skalski, Baylon Spector, Will Spiers, Nolan Turner	Dabo Swinney
Totals	404-126-15	294-281-23	80-58-7	393-203-14		778-465-45	.622	28,086-19,475		25 Head Coaches

* - ineligible for conference title; ^ - ACC Championship Game winner; ^{nc} - national champion; Note: Clemson's Southern Conference record was 66-56-6 (.539) and won two SoCon titles; Clemson's record against ACC regular-season opponents (including 18 games vs. South Carolina) is 312-146-6 (.679), including 19 outright titles and one co-championship.

YEAR-BY-YEAR CLEMSON STATS

YEAR	GAMES	PLAYS	TOTAL YARDS	YARDS PER GAME	YARDS PER PLAY	CARRIES	RUSHING YARDS	YARDS PER GAME	YARDS PER CARRY	PASS ATTEMPTS	COMPLETIONS	PASSING YARDS	HAD INTERCEPTED	COMPLETION %	YARDS PER GAME	PUNTING AVERAGE	PUNT RETURNS	PUNT RETURN YARDS	KICKOFF RETURNS	KICKOFF RETURN YARDS	INTERCEPTIONS	INTERCEPTION YARDS	FIRST DOWNS	POINTS PER GAME	TURNOVERS
1938	9	461	2151	239.0	4.7	396	1638	182.0	4.1	65	32	513	4	49.2	57.0	38.0	41	584	15	321	9	111	94	16.2	10
1939	10	558	2820	282.0	5.1	480	2185	218.5	4.6	78	33	635	7	42.3	63.5	41.0	43	271	12	230	14	116	113	16.5	26
1940	9	552	2391	265.7	4.3	448	1794	199.3	4.0	104	33	597	6	31.7	66.3	37.0	43	372	11	155	19	209	108	20.2	8
1941	9	582	2977	330.8	5.1	439	2226	247.3	5.1	143	43	751	10	30.1	83.4	40.5	52	560	20	428	12	150	111	25.9	23
1942	10	535	1876	187.6	3.5	399	1277	127.7	3.2	106	43	599	15	41.0	59.9	37.3	43	296	17	307	12	149	95	10.0	29
1943	8	387	1456	182.0	3.8	306	1057	132.1	3.5	81	25	399	10	30.9	49.9	36.4	28	237	16	289	12	70	60	11.8	23
1944	9	482	2070	230.0	4.3	394	1696	188.4	4.3	88	21	374	16	23.9	41.6	38.6	36	256	33	648	14	102	105	18.3	26
1945	10	548	2600	260.0	4.7	453	2064	206.4	4.6	95	27	536	13	28.4	53.6	36.0	53	466	23	429	19	235	104	21.1	30
1946	9	442	2046	255.8	4.6	309	995	124.4	3.2	133	62	1051	15	46.6	131.4	36.2	22	137	57	488	12	121	90	15.6	24
1947	9	483	2673	297.0	5.5	330	1340	148.9	4.1	153	67	1333	19	43.8	148.1	41.2	28	224	22	419	7	120	95	22.9	35
1948	11	645	3344	304.0	5.2	502	2313	210.3	4.6	143	53	1031	13	36.4	93.7	37.1	33	539	16	341	20	237	140	24.9	31
1949	10	588	3144	314.4	5.3	408	2003	200.3	4.9	180	64	1141	13	35.6	114.1	40.3	20	252	38	567	14	145	141	23.2	22
1950	10	702	4216	421.6	6.0	559	2805	280.5	5.0	143	62	1411	10	43.4	141.1	36.6	31	450	21	305	10	173	158	34.4	21
1951	10	691	3319	331.9	4.8	507	2186	218.6	4.3	184	73	1133	15	39.7	113.3	32.4	34	341	22	380	25	363	164	19.6	27
1952	9	552	2179	242.1	3.9	420	1595	177.2	3.8	132	45	584	19	34.1	64.9	36.4	29	262	27	533	16	145	100	12.4	36
1953	9	568	2750	305.6	4.8	426	1792	199.1	4.2	142	60	958	15	42.2	106.4	36.4	12	125	32	473	14	150	127	15.4	39
1954	10	616	2916	291.6	4.7	506	2081	208.1	4.1	110	44	835	11	40.0	83.5	36.6	30	489	25	405	10	139	151	19.3	33
1955	10	600	3057	305.7	5.1	485	2200	220.0	4.5	115	44	857	13	38.3	85.7	31.1	16	202	25	516	13	154	156	20.6	23
1956	11	629	2512	251.2	4.0	548	2166	216.6	4.0	81	25	346	7	30.9	34.6	35.3	21	214	22	469	12	145	152	14.6	22
1957	10	646	3277	327.7	5.1	517	2232	223.2	4.3	130	57	1045	8	43.9	104.5	33.2	22	214	19	350	7	135	170	21.6	24
1958	11	744	3344	304.0	4.5	604	2426	220.5	4.0	140	69	918	9	49.3	83.5	32.0	40	450	29	570	8	61	178	15.4	23
1959	11	746	3300	300.0	4.4	581	2128	193.5	3.7	165	77	1168	10	46.7	106.2	34.5	47	531	28	668	20	349	184	25.9	24
1960	10	724	3060	306.0	4.2	535	1944	194.4	3.6	189	81	1116	10	42.9	111.6	36.2	34	374	27	467	11	161	176	19.7	23
1961	10	708	3075	307.5	4.3	499	1783	178.3	3.6	209	91	1292	14	43.5	129.2	38.8	36	572	29	584	8	119	172	19.9	25
1962	10	695	2897	289.7	4.2	545	2054	205.4	3.8	150	63	843	16	42.0	84.3	39.7	25	299	29	658	13	118	170	16.8	33
1963	10	741	3139	313.9	4.2	565	1959	195.9	3.5	176	72	1180	16	40.9	118.0	30.1	38	407	32	652	8	58	166	18.1	42
1964	10	644	2245	224.5	3.5	493	1696	168.6	3.4	151	44	559	16	29.1	55.9	36.5	32	261	28	570	19	145	128	10.5	32
1965	10	680	2789	278.9	4.1	472	1569	156.9	3.3	208	91	1220	15	43.8	122.0	39.1	28	229	29	612	10	51	161	11.7	31
1966	10	614	3056	305.6	4.9	419	1520	152.0	3.6	195	105	1536	15	53.8	153.6	38.9	35	281	37	852	12	123	150	17.4	30
1967	10	711	3121	312.1	4.4	483	1887	188.7	3.9	228	105	1234	13	46.0	123.4	37.9	37	387	25	426	10	116	167	16.6	21
1968	10	722	3094	309.4	4.3	503	1803	180.3	3.6	219	98	1291	19	44.7	129.1	36.7	30	302	30	702	17	94	156	18.4	37
1969	10	711	3157	315.7	4.4	430	1402	140.2	3.3	281	133	1755	24	47.5	175.5	38.1	25	215	44	952	12	102	165	17.8	43
1970	11	760	2760	250.9	3.6	458	1201	109.2	2.6	302	145	1559	12	48.0	141.7	36.8	27	403	57	1187	14	344	159	14.9	19
1971	11	746	2845	258.6	3.8	554	1582	143.8	3.8	192	82	1263	14	42.7	114.8	36.7	24	254	32	656	19	176	158	14.1	30
1972	11	742	2928	266.2	3.9	590	2058	187.1	3.5	152	64	870	9	42.1	79.1	38.4	32	194	41	763	15	74	160	13.0	26
1973	11	796	4009	364.5	5.0	591	2497	227.0	4.1	205	90	1512	10	43.9	137.5	41.8	31	227	43	831	19	213	204	21.0	31
1974	11	749	3659	332.6	4.9	611	2543	231.2	4.2	138	62	1116	8	44.9	101.5	39.5	27	285	37	744	13	132	196	22.4	29
1975	11	746	3722	338.4	5.0	538	1924	174.9	3.6	208	111	1798	9	53.3	163.5	34.8	22	145	49	876	6	59	195	16.1	35
1976	11	750	3707	337.0	4.9	573	2463	223.8	4.3	177	87	1245	10	49.2	113.2	38.2	16	88	34	547	9	24	206	15.6	34
1977	12	852	4075	339.6	4.8	639	2369	197.4	3.7	213	111	1706	8	52.1	142.2	38.4	37	335	32	648	8	234	216	19.0	30
1978	12	946	5134	427.8	5.4	741	3469	289.1	4.7	205	111	1665	5	54.1	138.8	39.4	23	288	25	486	24	327	273	30.7	21
1979	12	911	3901	325.1	4.3	725	2689	224.1	3.7	186	93	1212	10	50.0	101.0	43.0	29	193	24	363	16	216	228	17.1	21



THE 1978 TEAM AVERAGED OVER 30 POINTS PER GAME EN ROUTE TO AN 11-1 RECORD.



YEAR-BY-YEAR CLEMSON STATS


YEAR	GAMES	PLAYS	TOTAL YARDS	YARDS PER GAME	YARDS PER PLAY	CARRIES	RUSHING YARDS	YARDS PER GAME	YARDS PER CARRY	PASS ATTEMPTS	COMPLETIONS	PASSING YARDS	HAD INTERCEPTED	COMPLETION %	YARDS PER GAME	PUNTING AVERAGE	PUNT RETURNS	PUNT RETURN YARDS	KICKOFF RETURNS	KICKOFF RETURN YARDS	INTERCEPTIONS	INTERCEPTION YARDS	FIRST DOWNS	POINTS PER GAME	TURNOVERS
1980	11	813	3675	334.1	4.5	590	1993	181.2	3.4	223	109	1682	13	48.8	152.8	37.7	28	175	32	502	12	175	203	19.7	36
1981	12	910	4698	391.5	5.2	705	2977	248.1	4.2	205	112	1721	10	54.6	143.4	42.1	37	333	20	409	23	190	254	28.2	24
1982	11	796	3869	354.2	4.9	618	2604	236.7	4.2	178	98	1265	12	55.1	115.0	39.9	24	160	17	312	21	261	210	26.3	24
1983	11	778	4219	383.5	5.4	588	2752	250.2	4.7	190	104	1467	11	54.7	133.4	43.3	17	83	34	648	20	208	219	30.7	24
1984	11	768	4184	380.4	4.5	521	2326	211.5	4.5	247	137	1858	12	55.5	168.9	44.0	32	206	27	522	16	114	221	31.5	27
1985	12	860	4283	356.9	5.0	603	2688	224.0	4.5	257	125	1595	10	48.6	132.9	39.9	19	100	43	915	11	86	235	20.3	33
1986	12	917	4570	380.8	5.0	705	3245	270.4	4.6	212	104	1325	11	49.1	110.4	38.5	36	313	39	977	16	180	242	24.7	24
1987	12	887	4542	378.5	5.1	661	2972	247.7	4.5	226	109	1570	12	48.2	130.8	38.3	53	720	34	724	19	147	235	27.8	29
1988	12	874	4615	384.6	5.3	673	3241	270.1	4.8	201	85	1374	4	42.3	114.5	41.1	41	269	27	538	15	171	241	28.5	13
1989	12	873	4561	380.1	5.2	678	2841	234.9	4.2	195	117	1720	6	60.0	139.8	42.7	36	354	26	581	21	318	253	30.7	15
1990	12	882	4265	355.4	4.8	667	2956	246.3	4.4	215	107	1309	5	49.7	109.1	43.7	52	422	29	627	16	181	225	27.7	17
1991	12	918	4836	403.0	5.3	658	3019	251.6	4.6	260	140	1817	11	53.8	151.4	35.6	49	555	31	623	9	39	253	26.4	29
1992	11	824	4054	368.5	4.9	580	2828	257.1	4.9	224	103	1226	5	42.2	111.5	40.0	37	268	35	650	14	258	205	23.7	18
1993	12	804	3728	310.7	4.6	602	2131	177.6	3.5	202	100	1597	10	49.5	133.1	34.1	27	347	40	889	17	145	193	16.5	19
1994	11	769	2996	272.4	3.9	544	1913	173.9	3.5	225	106	1083	10	47.1	98.5	38.9	16	103	40	786	16	103	176	14.9	12
1995	12	860	4556	379.7	5.3	645	2945	245.4	4.6	215	122	1611	8	56.7	134.3	39.9	30	348	38	850	22	276	235	25.3	22
1996	12	787	4016	334.7	5.1	543	2383	198.6	4.4	244	126	1633	9	51.6	136.1	39.0	23	132	36	740	7	135	201	20.4	17
1997	12	817	4131	344.3	5.1	506	1832	152.7	3.6	311	188	2299	11	60.5	191.6	41.5	35	381	39	932	9	172	220	24.3	21
1998	11	712	3354	304.9	4.7	413	1324	120.4	3.2	299	158	2030	14	52.8	184.5	41.2	32	298	39	745	7	216	166	19.8	29
1999	12	920	4831	402.6	5.3	497	1812	151.0	3.6	423	252	3019	15	59.6	251.6	39.9	22	153	35	689	19	205	262	26.8	23
2000	12	931	5242	436.8	5.6	591	2688	224.0	4.5	340	180	2554	11	52.9	212.8	35.8	35	524	31	625	15	296	273	34.7	20
2001	12	913	5184	432.0	5.7	518	2300	191.7	4.4	395	226	2884	15	57.2	240.3	37.3	28	277	46	1118	13	76	282	30.8	24
2002	13	920	4726	363.5	5.1	458	1569	120.7	3.4	462	268	3157	13	58.0	242.8	36.0	42	437	52	1264	21	146	259	25.4	28
2003	13	954	5467	420.5	5.7	464	1780	136.9	3.8	490	300	3687	13	61.2	283.6	38.3	38	289	29	803	14	113	303	28.1	19
2004	11	736	3252	295.6	4.4	381	1183	107.5	3.1	355	178	2069	17	50.1	188.1	39.4	33	388	34	920	11	139	184	21.5	24
2005	12	827	4615	384.6	5.6	450	1836	153.0	4.1	377	248	2779	10	65.8	231.6	33.5	30	207	30	658	14	168	249	26.3	15
2006	13	822	5342	410.9	6.5	495	2832	217.8	5.7	327	198	2510	11	60.6	193.1	41.3	27	204	26	660	14	276	248	32.7	28
2007	13	963	5242	403.2	5.4	508	2095	161.2	4.1	455	295	3147	6	64.8	242.1	41.3	33	309	44	1052	16	81	293	33.1	12
2008	13	831	4282	329.4	5.2	431	1450	111.5	3.4	400	248	2832	16	62.0	217.8	39.0	35	298	41	919	19	368	236	25.2	29
2009	14	886	5073	362.4	5.7	496	2385	170.4	4.8	390	220	2688	13	56.4	192.0	38.7	26	374	46	1084	21	342	246	31.1	24
2010	13	866	4350	334.6	5.0	457	1807	139.0	4.0	409	230	2543	14	56.2	195.6	42.5	30	331	45	1027	15	189	234	24.0	23
2011	14	1055	6171	440.8	5.8	530	2219	158.5	4.2	525	311	3952	12	59.2	282.3	41.5	13	90	63	1405	14	270	315	33.6	24
2012	13	1062	6665	512.7	6.3	588	2484	191.1	4.2	474	318	4181	14	67.1	321.6	39.2	23	99	35	717	13	136	341	41.0	21
2013	13	1037	6600	507.7	6.4	544	2270	174.6	4.2	493	341	4330	12	69.2	333.1	39.5	29	242	29	545	18	264	327	40.2	24
2014	13	990	5308	408.3	5.4	539	1904	146.5	3.5	451	292	3404	12	64.7	261.8	42.4	35	199	29	544	12	213	267	30.8	18
2015	15	1207	7718	514.5	6.4	679	3345	223.0	4.9	528	356	4373	15	67.4	291.5	39.1	27	63	40	865	16	137	393	38.5	27
2016	15	1221	7552	503.5	6.2	592	2543	169.5	4.3	629	422	5009	17	67.1	333.9	38.2	35	278	34	723	20	309	403	39.2	28
2017	14	1048	6014	429.6	5.7	578	2717	194.1	4.7	470	309	3297	9	65.7	235.5	40.6	29	322	28	538	14	214	309	33.3	16
2018	15	1076	7908	527.2	7.3	568	3723	248.2	6.6	508	328	4185	8	64.6	279.0	39.9	42	300	20	454	12	328	358	44.3	17
2019	15	1075	7931	528.7	7.4	566	3606	240.4	6.4	509	326	4325	10	64.0	288.3	42.0	33	185	23	513	19	254	393	43.9	15
2020	12	901	6028	502.3	6.7	411	1846	153.8	4.5	490	326	4182	6	66.5	348.5	42.4	13	123	19	434	14	118	295	43.5	15
2021	13	903	4668	359.1	5.2	489	2183	167.9	4.5	414	228	2485	11	55.1	191.2	40.7	21	93	21	522	12	69	259	26.3	19



THE 2013 TIGERS AVERAGED 507.7 YARDS PER GAME AND TOTALED 11 WINS.

YEAR-BY-YEAR OPPONENT STATS

YEAR	GAMES	PLAYS	TOTAL YARDS	YARDS PER GAME	YARDS PER PLAY	CARRIES	RUSHING YARDS	YARDS PER GAME	YARDS PER CARRY	PASS ATTEMPTS	COMPLETIONS	PASSING YARDS	HAD INTERCEPTED	COMPLETION %	YARDS PER GAME	PUNTING AVERAGE	PUNT RETURNS	PUNT RETURN YARDS	KICKOFF RETURNS	KICKOFF RETURN YARDS	INTERCEPTIONS	INTERCEPTION YARDS	FIRST DOWNS	POINTS PER GAME	TURNOVERS
1938	9	491	1742	193.6	3.5	386	1211	134.6	3.1	105	39	531	9	37.1	33.0						4	84	6.2	17	
1939	10	519	1575	157.5	3.0	410	1126	112.6	2.7	109	32	449	14	29.4	44.9						7	80	4.5	26	
1940	9	468	1652	183.6	3.5	339	1094	121.6	3.2	129	46	558	19	35.7	62.0						6	92	8.3	27	
1941	9	487	1886	209.6	3.9	334	904	100.4	2.7	153	74	982	12	48.4	109.1						10	83	10.1	26	
1942	10	597	2349	234.9	3.9	467	1625	162.5	3.5	130	49	724	12	38.0	72.4						15	101	13.8	25	
1943	8	462	2418	302.3	5.2	349	1582	197.8	4.5	113	54	836	12	47.8	104.5						10	98	23.1	32	
1944	9	519	2436	270.7	4.7	410	1797	199.7	4.4	109	40	639	14	36.7	71.0						16	105	19.9	28	
1945	10	533	1932	193.2	3.6	364	1105	110.5	3.0	169	60	827	19	35.5	82.7						13	91	7.3	34	
1946	9	489	2127	265.9	4.3	336	1164	145.5	3.5	153	62	963	1	40.5	120.4						15	98	19.3	29	
1947	9	544	2189	243.7	4.0	404	1223	135.9	3.0	140		966	7		107.3						19	104	16.2	23	
1948	11		1949	177.2			1116	101.4		161	61	833	20	37.9	75.7						13	99	6.9	30	
1949	10	621	3169	316.9	5.1	460	2168	216.8	4.7	161	76	1001	14	47.2	100.1						13	147	21.6	33	
1950	10	604	2477	247.7	4.1	385	1487	148.7	3.9	219	77	990	22	35.2	99.0	38.6	14	161			10	79	10.4	7.6	40
1951	10	618	2259	225.9	3.7	442	1383	138.3	3.1	176	61	876	25	34.7	87.6	39.0	32	440			15	103	9.7	28	
1952	9	620	2317	257.4	3.7	459	1436	159.6	3.1	161	62	881	16	38.5	97.9	37.2	35	270	28	412	19	193	11.3	17.4	32
1953	9	516	2471	274.6	4.8	367	1488	165.3	4.0	151	54	983	14	35.7	109.2	31.0	15	401	28	767	15	230	11.6	19.1	27
1954	10	528	1761	176.1	3.3	388	969	96.9	2.5	140	66	792	10	47.1	79.2	35.5	19	161	41	748	11	218	9.6	12.1	23
1955	10	561	2478	247.8	4.4	427	1624	162.4	3.8	134	49	854	13	37.0	85.4	34.3	8	142	33	709	13	85	13.8	14.4	28
1956	11	635	2448	244.8	3.9	511	1922	192.2	3.8	124	48	526	12	38.8	52.6	33.6	19	122	27	506	7	44	13.3	7.4	30
1957	10	592	2159	215.9	3.6	463	1562	156.2	3.4	129	49	597	7	37.9	59.7	33.3	6	63	40	808	8	62	11.1	7.8	15
1958	11	646	2673	243.0	4.1	454	1517	137.9	3.3	192	88	1156	8	45.9	105.1	37.5	22	179	29	604	9	48	14.8	12.5	23
1959	11	603	2130	193.6	3.5	430	1174	106.7	2.7	189	80	956	8	42.3	86.9	36.3	24	151			20	114	8.5	26	
1960	10	573	2143	214.3	3.7	389	1143	114.3	2.9	184	94	1000	11	51.0	100.0	34.1	19	165	37	766	10	116	12.4	17	
1961	10	567	2340	234.0	4.1	399	1275	127.5	3.2	198	88	1265	8	44.4	126.5	37.8	27	265	38	725	14	151	11.4	12.6	17
1962	10	577	2403	240.3	4.2	395	1213	121.3	3.0	182	91	1198	13	50.0	119.0	37.3	27	296	36	776	16	266	12.7	13.0	22
1963	10	544	1847	184.7	3.4	344	931	93.1	2.7	200	79	916	8	39.5	91.6	36.5	18	183	37	834	16	219	10.4	14.0	25
1964	10	641	2710	271.0	4.2	439	1605	160.5	3.4	202	87	1105	19	43.1	110.5	32.3	30	317	28	531	16	229	14.1	13.5	34
1965	10	622	2515	251.5	4.0	448	1514	151.4	3.4	174	79	1001	10	45.4	100.1	37.8	29	339	15	439	15	154	14.1	13.7	29
1966	10	681	3164	316.4	4.6	444	1753	175.3	3.9	237	117	1411	12	49.4	141.1	39.6	27	229	33	694	15	158	16.9	17.7	21
1967	10	661	2577	257.7	3.9	455	1396	139.6	3.1	206	92	1181	9	44.7	118.1	35.8	36	389	34	748	13	102	13.7	12.8	21
1968	10	748	3386	338.6	4.5	483	1319	131.9	2.8	285	143	2067	17	50.2	206.7	37.3	28	331	39	811	19	183	17.4	17.9	34
1969	10	784	3579	357.9	4.6	542	1933	193.3	3.6	252	117	1646	12	46.0	164.6	37.8	28	206	27	591	24	213	19.0	25.0	25
1970	11	838	4768	433.4	5.7	578	2781	252.8	4.9	260	148	1987	14	56.9	180.6	38.3	42	381	32	596	12	118	22.8	28.5	31
1971	11	766	3352	304.7	4.4	534	2078	188.9	3.9	232	108	1282	19	46.6	116.5	40.0	38	255	36	682	14	204	18.2	18.4	32
1972	11	773	3896	354.2	5.0	561	2433	221.2	4.3	212	104	1463	15	49.0	133.0	38.1	29	310	31	633	10	196	19.8	22.3	29
1973	11	814	4072	370.2	5.0	624	2850	259.1	4.6	190	93	1222	19	49.5	111.1	39.8	27	252	44	919	10	87	22.3	23.9	37
1974	11	789	3950	359.1	5.0	580	2586	235.1	4.5	209	102	1414	13	48.8	128.5	39.2	27	280	40	781	8	82	21.1	22.7	28
1975	11	785	4434	403.1	5.6	648	3416	310.5	5.3	137	75	1017	6	54.7	92.5	39.9	32	248	33	674	9	213	23.7	34.6	18
1976	11	809	4201	381.9	5.2	586	2586	235.1	4.4	223	115	1615	9	51.5	146.8	38.8	25	192	22	346	10	73	22.6	21.5	26
1977	12	845	3582	298.5	4.2	603	2054	171.2	3.4	242	101	1528	21	41.7	127.2	41.9	24	65	41	799	8	104	20.2	13.6	35
1978	12	775	3151	262.6	4.1	546	1843	153.6	3.4	229	112	1308	24	48.9	109.0	40.1	27	91	61	1128	5	55	18.1	10.9	38
1979	12	759	2846	237.2	3.7	496	1354	112.8	2.7	263	119	1492	16	45.2	124.3	40.3	44	260	29	596	10	108	15.1	9.7	24



THE 1971 TEAM ALLOWED JUST 4.4 YARDS PER PLAY.



YEAR-BY-YEAR OPPONENT STATS

YEAR	GAMES	PLAYS	TOTAL YARDS	YARDS PER GAME	YARDS PER PLAY	CARRIES	RUSHING YARDS	YARDS PER GAME	YARDS PER CARRY	PASS ATTEMPTS	COMPLETIONS	PASSING YARDS	HAD INTERCEPTED	COMPLETION %	YARDS PER GAME	PUNTING AVERAGE	PUNT RETURNS	PUNT RETURN YARDS	KICKOFF RETURNS	KICKOFF RETURN YARDS	INTERCEPTIONS	INTERCEPTION YARDS	FIRST DOWNS	POINTS PER GAME	TURNOVERS
1980	11	760	3338	303.4	4.4	493	1652	150.2	3.4	267	148	1686	11	55.4	153.3	37.4	22	175	30	587	14	329	184	20.2	28
1981	12	810	3023	251.9	3.7	461	1169	97.4	2.5	349	164	1854	23	47.0	154.5	40.3	15	127	36	659	10	87	201	8.8	41
1982	11	776	3557	323.4	4.6	400	1068	97.1	2.7	376	209	2489	20	55.6	226.3	37.7	9	87	27	545	12	94	207	13.4	35
1983	11	804	4036	366.9	5.0	425	1588	144.4	3.7	379	214	2448	19	56.5	222.5	38.6	20	148	20	396	11	94	244	18.2	38
1984	11	809	3853	350.2	4.8	506	1921	174.6	3.8	303	146	1932	16	48.2	175.6	40.0	16	72	28	521	12	225	221	19.5	27
1985	12	887	4331	360.9	4.9	568	2167	180.6	3.8	319	180	2164	11	56.4	180.3	38.2	24	190	25	561	9	70	248	18.5	28
1986	12	816	3687	307.3	4.5	394	1253	104.4	3.2	422	204	2434	16	48.3	202.8	42.1	21	184	54	965	11	138	205	15.6	23
1987	12	755	2945	245.4	3.9	416	991	82.6	2.4	339	167	1954	19	49.3	162.8	40.6	21	207	64	1291	12	89	164	14.7	28
1988	12	788	3329	277.4	4.2	444	1394	116.2	3.1	344	171	1935	15	49.7	161.3	40.3	25	215	64	1237	4	2	208	13.1	34
1989	12	746	3184	265.3	4.2	367	1159	96.6	3.2	379	185	2025	21	48.8	168.6	36.6	16	171	58	1390	6	16	179	11.5	38
1990	12	747	2630	219.2	3.5	402	848	70.9	2.1	345	167	1782	16	48.4	194.5	37.5	34	323	51	1310	5	3	159	9.9	34
1991	12	793	3271	272.6	4.1	402	733	61.1	1.8	391	192	2538	9	49.1	211.5	38.7	23	210	53	1082	11	58	170	15.4	19
1992	11	754	3656	332.4	4.9	413	1321	120.1	3.2	341	183	2335	14	53.7	212.3	36.9	32	307	46	925	5	46	189	19.4	22
1993	12	815	4053	337.8	4.9	437	1550	129.2	3.5	378	203	2503	17	53.7	200.6	41.6	21	144	34	736	10	72	218	16.0	30
1994	11	735	3638	330.7	5.0	379	1248	113.5	3.3	356	210	2390	16	59.0	217.3	37.2	37	334	34	893	10	120	194	17.1	29
1995	12	814	4064	338.7	5.0	415	1500	125.0	3.6	399	203	2564	22	50.9	213.7	38.1	27	237	45	789	8	17	211	18.3	29
1996	12	800	4066	338.8	5.1	486	1671	139.3	3.4	314	170	2395	7	54.1	199.6	37.3	22	300	37	818	9	59	210	20.1	22
1997	12	801	3803	316.9	4.7	398	1077	89.8	2.7	403	203	2726	9	50.2	227.2	38.6	37	514	35	703	11	101	199	18.3	19
1998	11	742	3521	320.1	4.7	415	1150	104.5	2.8	327	160	2371	7	48.9	215.5	41.0	35	416	20	406	14	198	188	24.7	18
1999	12	860	3981	331.8	4.6	482	1580	131.7	3.3	378	194	2401	19	51.3	200.1	39.0	31	284	44	897	15	85	232	21.1	27
2000	12	829	4161	346.8	5.0	474	1331	110.9	3.0	385	192	2830	15	49.9	235.8	38.7	28	188	58	1175	11	33	208	21.1	26
2001	12	888	4739	394.9	5.3	491	1852	154.3	3.8	397	215	2887	13	54.1	240.6	41.2	19	189	43	884	15	126	263	28.2	18
2002	13	919	4620	355.4	5.0	530	2056	158.2	3.9	389	233	2564	21	59.9	197.2	38.2	40	410	56	1239	13	95	243	26.8	30
2003	13	900	4370	336.2	4.9	491	1712	131.7	3.5	409	230	2658	14	56.2	204.5	40.2	14	120	44	886	13	192	247	19.2	23
2004	11	825	3600	327.3	4.4	466	1492	135.6	3.2	359	183	2108	11	51.0	191.6	38.8	36	281	21	409	17	176	209	20.8	16
2005	12	804	3799	316.6	4.7	431	1447	120.6	3.4	373	211	2352	14	56.6	196.0	42.0	25	209	40	886	10	50	204	17.6	24
2006	13	848	3650	280.8	4.3	463	1340	103.1	2.9	385	214	2310	14	55.6	177.7	40.3	18	136	57	1363	11	113	210	16.2	30
2007	13	877	3988	306.8	4.5	452	1538	118.3	3.4	425	247	2450	16	58.1	188.5	38.9	23	339	69	1569	6	74	223	18.7	25
2008	13	871	3899	299.9	4.5	443	1656	127.4	3.7	428	239	2243	19	55.8	172.5	38.8	27	226	61	1238	16	168	208	17.3	28
2009	14	967	4400	314.3	4.6	606	2121	151.5	3.5	361	185	2279	21	51.2	162.8	37.1	23	251	81	1622	13	177	247	20.4	30
2010	13	866	4164	320.3	4.8	484	1670	128.5	3.5	382	205	2494	15	53.7	191.8	39.4	18	130	61	1244	14	208	222	18.8	20
2011	14	986	5521	394.4	5.6	569	2476	176.9	4.4	417	243	3045	14	58.3	217.5	38.5	24	224	75	1502	12	199	283	29.3	23
2012	13	912	5151	396.2	5.6	485	2027	155.9	4.2	427	248	3124	13	58.1	240.3	39.6	18	117	47	1125	14	142	246	24.8	23
2013	13	921	4637	356.7	5.0	543	2024	155.7	3.7	378	202	2613	18	53.4	201.0	42.3	16	87	48	933	12	69	234	22.2	30
2014	13	841	3390	260.8	4.0	453	1344	103.4	3.0	388	194	2046	12	50.0	157.4	43.6	27	174	41	816	12	198	185	16.7	24
2015	15	968	4695	313.0	4.9	531	1879	125.3	3.5	437	212	2816	16	48.5	187.7	41.6	16	97	71	1764	15	103	225	21.7	25
2016	15	1008	4672	311.5	4.6	525	1944	129.6	3.7	483	252	2728	20	52.2	181.9	41.9	10	52	57	1123	17	169	255	18.0	27
2017	14	908	3874	276.7	4.3	512	1608	114.9	3.1	396	208	2266	14	52.5	161.9	43.5	21	206	59	1159	9	98	207	13.6	20
2018	15	1023	4288	285.9	4.2	576	1444	96.3	2.5	447	238	2844	12	53.2	189.6	44.0	17	121	32	657	8	47	235	13.1	24
2019	15	969	4325	288.3	4.5	536	1741	116.1	3.2	433	231	2584	19	53.3	172.3	46.0	9	68	25	439	10	112	218	13.5	30
2020	12	781	3922	326.8	5.0	438	1352	112.7	3.1	343	190	2570	14	55.4	214.2	43.9	17	144	12	269	6	105	192	20.2	23
2021	13	894	3971	305.5	4.4	440	1252	96.3	2.8	454	259	2719	12	57.0	209.2	42.6	21	74	16	431	11	137	224	14.8	20



THE 2019 TEAM FORCED 30 TURNOVERS.

BOWL HISTORY

Clemson has a rich bowl tradition. The Tigers have 26 bowl wins, tied for 10th most in history, and their 48 bowl games are tied for 12th most in history. Their first bowl game was in the 1940 Cotton Bowl when the Tigers defeated Frank Leahy (Boston College) 6-3.

The Tigers have played in a bowl game 33 of the last 37 years (including the 2021 season). That is among the top-10 bowl appearances since 1985. Clemson has also been bowl-eligible 23 consecutive years.

The Tigers have beaten some of the top programs in college football history in bowl games. The list of schools Clemson has beaten in a bowl game includes prominent programs Alabama, LSU, Miami (Fla.), Nebraska, Notre Dame, Ohio State, Oklahoma, Penn State, Stanford, Tennessee and West Virginia.

Clemson won its first three bowl games, victories over Boston College, Missouri and Miami (Fla.). The three coaches Clemson beat in those games were Frank Leahy, Don Faurot and Andy Gustafson, and all three are in the College Football Hall of Fame.

Seven different head coaches (Jess Neely, Frank Howard, Danny Ford, Ken Hatfield, Tommy West, Tommy Bowden, Dabo Swinney) have all been victorious in bowl games for the Tigers since the 1939 season.

Overall, 10 of Clemson's 26 bowl wins have come against head coaches who are in the College Football Hall of Fame. Clemson is 4-0 in bowl games against the top-six winningest coaches in FBS history in terms of winning percentage (Frank Leahy, Tom Osborne, Barry Switzer and Urban Meyer). The Tigers also have eight bowl wins over top-10 teams since 2012.

Clemson has achieved bowl wins over some of the greatest coaches in history:

- Frank Leahy when Clemson defeated Boston College in the 1940 Cotton Bowl.
- Joe Paterno (Penn State) when Clemson beat Penn State 35-10 in the 1988 Citrus Bowl. It was Paterno's largest margin of defeat in a bowl game.
- Woody Hayes (Ohio State) in the 1978 Gator Bowl, Hayes' last game as a coach.
- Barry Switzer (Oklahoma) in the 1989 Citrus Bowl, Switzer's final game as a college coach.
- Tom Osborne (Nebraska) in the 1982 Orange Bowl, which gave Clemson its first national championship at the end of the 1981 season.
- Don Nehlen (West Virginia) when Clemson downed the Mountaineers 27-7 in the 1989 Gator Bowl.
- Phillip Fulmer (Tennessee), who had over 150 career wins, in the 2003 Peach Bowl.
- Les Miles (LSU), who led the Tigers to the 2007 national championship, fell to Clemson 25-24 in the 2012 Chick-fil-A Bowl.
- Urban Meyer (Ohio State) in the 2013 Orange Bowl and 2016 Fiesta Bowl
- Bob Stoops, who won a national championship in the 2000 season with Oklahoma, saw his Sooners fall in back to back bowl games, including the 2015 Orange Bowl.
- Nick Saban, who had won four national championships and was riding a 26-game winning streak, fell to the Tigers in the 2016 national championship game in Florida.
- Nick Saban for the second time at the end of the 2018 season, as the Tigers claimed their second national title in three years with a 44-16 win.

CONSECUTIVE BOWL SEASONS

Rk	School	Start	Streak
1.	Georgia	1997	25
2.	Oklahoma	1999	23
3.	Wisconsin	2002	20
4.	Alabama	2004	18
5.	Clemson	2005	17

Note: Active streaks listed.

CLEMSON RECORDED ITS 26 BOWL WIN IN ITS 20-13 VICTORY OVER IOWA STATE IN THE 2021 CHEEZ-IT BOWL.



BOWL WINS

Rk	Team	Wins
1.	Alabama	44
2.	Georgia	35
3.	Southern California	34
4.	Oklahoma	31
	Texas	31
6.	Penn State	30
7.	Tennessee	29
8.	Florida State	28
	LSU	28
10.	Clemson	26
	Nebraska	26
	Ohio State	26
13.	Florida	25
	Georgia Tech	25
15.	Auburn	24
	Ole Miss	24
17.	Michigan	21
	Oklahoma State	21
19.	Texas A&M	20
20.	Miami (Fla.)	19
21.	Notre Dame	18
	Washington	18
	Wisconsin	18
24.	Iowa	17
	NC State	17
	TCU	17
	Utah	17

Note: Vacated wins not included.

BOWL HISTORY



BOWL RESULTS (26-22)

Year	Bowl	Site	Opponent (Rank)	W-L	Score
1939	Cotton	Dallas, Texas	Boston College (11,NR)	W	6-3
1948	Gator	Jacksonville, Fla.	Missouri	W	24-23
1950	Orange	Miami, Fla.	Miami (Fla.) (15,16)	W	15-14
1951	Gator	Jacksonville, Fla.	Miami (Fla.)	L	0-14
1956	Orange	Miami, Fla.	Colorado (20,18)	L	21-27
1958	Sugar	New Orleans, La.	LSU (1,1)	L	0-7
1959	Bluebonnet	Houston, Texas	TCU (7,8)	W	23-7
1977	Gator	Jacksonville, Fla.	Pittsburgh (10,9)	L	3-34
1978	Gator	Jacksonville, Fla.	Ohio State (20,NR)	W	17-15
1979	Peach	Atlanta, Ga.	Baylor (19,19)	L	18-24
1981	Orange	Miami, Fla.	Nebraska (4,4)	W	22-15
1985	Independence	Shreveport, La.	Minnesota	L	13-20
1986	Gator	Jacksonville, Fla.	Stanford (20,17)	W	27-21
1987	Citrus	Orlando, Fla.	Penn State (20,19)	W	35-10
1988	Citrus	Orlando, Fla.	Oklahoma (10,11)	W	13-6
1989	Gator	Jacksonville, Fla.	West Virginia (17,17)	W	27-7
1990	Hall of Fame	Tampa, Fla.	Illinois (16,17)	W	30-0
1991	Citrus	Orlando, Fla.	California (14,14)	L	13-37
1993	Peach	Atlanta, Ga.	Kentucky	W	14-13
1995	Gator	Jacksonville, Fla.	Syracuse	L	0-41
1996	Peach	Atlanta, Ga.	LSU (17,16)	L	7-10
1997	Peach	Atlanta, Ga.	Auburn (13,13)	L	17-21
1999	Peach	Atlanta, Ga.	Mississippi State (15,16)	L	7-17
2000	Gator	Jacksonville, Fla.	Virginia Tech (6,5)	L	20-41
2001	Humanitarian	Boise, Idaho	Louisiana Tech	W	49-24
2002	Tangerine	Orlando, Fla.	Texas Tech	L	15-55
2003	Peach	Atlanta, Ga.	Tennessee (6,7)	W	27-14
2005	Champs Sports	Orlando, Fla.	Colorado	W	19-10
2006	Music City	Nashville, Tenn.	Kentucky	L	20-28
2007	Chick-fil-A	Atlanta, Ga.	Auburn (22,21)	L	20-23
2008	Gator	Jacksonville, Fla.	Nebraska	L	21-26
2009	Music City	Nashville, Tenn.	Kentucky	W	21-13
2010	Meineke Car Care	Charlotte, N.C.	South Florida	L	26-31
2011	Orange	Miami Gardens, Fla.	West Virginia (23,22)	L	33-70
2012	Chick-fil-A	Atlanta, Ga.	LSU (9,7)	W	25-24
2013	Orange	Miami Gardens, Fla.	Ohio State (7,6)	W	40-35
2014	Russell Athletic	Orlando, Fla.	Oklahoma (NR,24)	W	40-6
2015	Orange	Miami Gardens, Fla.	Oklahoma (4,3)	W	37-17
	CFP National Championship	Glendale, Ariz.	Alabama (2,2)	L	40-45
2016	Fiesta	Glendale, Ariz.	Ohio State (2,2)	W	31-0
	CFP National Championship	Tampa, Fla.	Alabama (1,1)	W	35-31
2017	Sugar	New Orleans, La.	Alabama (4,4)	L	6-24
2018	Cotton	Arlington, Texas	Notre Dame (3,3)	W	30-3
	CFP National Championship	Santa Clara, Calif.	Alabama (1,1)	W	44-16
2019	Fiesta	Glendale, Ariz.	Ohio State (2,2)	W	29-23
	CFP National Championship	New Orleans, La.	LSU (1,1)	L	25-42
2020	Sugar	New Orleans, La.	Ohio State (3,3)	L	28-49
2021	Cheez-It	Orlando, Fla.	Iowa State	W	20-13

Note: Years are regular season, not necessarily the calendar year the game was played; rankings by AP,USA.

WEEKLY POLLS

PRESEASON POLLS

Year	Preseason	Final
1958	18 NP	12 13
1959	18 NP	11 11
1960	9 NP	--- ---
1978	18 NP	6 6
1982	11 9	8 PB
1984	4 8	--- ---
1987	9 NP	12 10
1988	4 4	9 8
1989	12 NP	12 11
1990	10 NP	9 9
1991	9 NP	18 17
1992	13 NP	--- ---
1993	23 NP	23 22
1994	25 24	--- ---
1996	25 23	--- ---
1997	20 21	--- ---
2000	17 19	16 14
2001	19 18	--- ---
2006	18 18	--- ---
2008	9 9	--- ---
2012	14 14	11 9
2013	8 8	8 7
2014	16 16	15 15
2015	12 12	2 2
2016	2 2	1 1
2017	5 5	4 4
2018	2 2	1 1
2019	1 1	2 2
2020	1 1	3 3
2021	3 2	14 16

NP - no poll; PB - probation; Note: First poll listed is AP; second poll listed is coaches.

1939

Date	W-L	AP	USA
11-13	6-1	16	NP
11-20	7-1	15	NP
11-27	8-1	14	NP
12-4	8-1	15	NP
12-11	8-1	12	NP

1940

Date	W-L	AP	USA
10-14	4-0	12	NP
10-21	4-0	13	NP
10-28	5-0	10	NP

1941

Date	W-L	AP	USA
10-13	4-0	13	NP
10-20	4-0	14	NP
11-17	6-1	18	NP
11-24	7-1	16	NP

1945

Date	W-L	AP	USA
11-26	6-2-1	18	NP

1948

Date	W-L	AP	USA
10-11	2-0	15	NP
10-18	3-0	14	NP
10-25	4-0	13	NP
11-1	5-0	12	NP
11-8	6-0	10	NP
11-15	7-0	9	NP
11-22	8-0	9	NP
11-29	9-0	11	NP

1950

Date	W-L	AP	USA
10-2	2-0	18	---
10-9	3-0	13	16
10-16	3-0	12	14
10-23	3-0-1	16	---
10-30	4-0-1	14	18
11-6	5-0-1	13	---
11-13	6-0-1	11	13
11-20	7-0-1	11	12
11-27	8-0-1	10	10

1951

Date	W-L	AP	USA
10-1	2-0	18	---
10-8	3-0	16	24
12-3	7-2	19	---

1955

Date	W-L	AP	USA
10-3	3-0	16	---

1956

Date	W-L	AP	USA
10-15	3-0-1	15	18
10-22	3-0-1	20	20
10-29	4-0-1	13	17
11-5	5-0-1	11	15
11-12	5-0-2	13	---
12-3	7-1-2	19	---

1957

Date	W-L	AP	USA
11-11	5-2	14	14
11-18	5-3	---	19
11-25	6-3	---	19
12-2	7-3	---	18

1958

Date	W-L	AP	USA
Pre	0-0	18	---
9-22	1-0	---	16
9-29	2-0	10	13
10-6	3-0	8	11
10-13	4-0	10	12
10-20	4-0	10	11
10-27	4-1	19	---
11-3	5-1	17	18
11-17	6-2	16	17
11-24	7-2	12	12
12-1	8-2	12	13

1959

Date	W-L	AP	USA
Pre	0-0	18	---
9-21	1-0	5	9
9-28	2-0	6	7
10-12	3-1	15	13
10-19	3-1	17	15
10-26	4-1	12	12
11-2	5-1	10	11
11-9	6-1	11	11
11-16	6-2	19	---
11-23	7-2	14	14
11-30	8-2	10	10
12-7	8-2	11	11

1960

Date	W-L	AP	USA
Pre	0-0	9	NP
9-19	0-0	9	NP
9-26	1-0	7	NP
10-3	2-0	8	11
10-10	3-0	8	11
10-17	3-1	---	17

1977

Date	W-L	AP	USA
10-17	5-1	20	19
10-24	6-1	16	16
10-31	7-1	13	13
11-7	7-1-1	15	16
11-14	7-2-1	15	15
11-21	8-2-1	13	14
11-28	8-2-1	11	10
1-3	8-3-1	19	---

1978

Date	W-L	AP	USA
Pre	0-0	18	---
9-18	1-0	---	18
10-23	5-1	20	20
10-30	6-1	16	16
11-6	7-1	15	15
11-13	8-1	12	12
11-20	9-1	10	10
11-27	10-1	7	7
12-4	10-1	7	8
1-3	11-1	6	6

1979

Date	W-L	AP	USA
11-5	6-2	18	17
11-12	7-2	14	14
11-19	8-2	13	13
11-26	8-3	18	17
12-3	8-3	18	17

1981

Date	W-L	AP	USA
9-21	3-0	19	18
9-28	3-0	14	14
10-5	4-0	9	10

10-12	5-0	6	7
10-19	6-0	4	5
10-26	7-0	3	4
11-2	8-0	2	3
11-9	9-0	2	2
11-16	10-0	2	2
11-23	11-0	2	2
11-30	11-0	1	1
1-3	12-0	1	1

1982

Date	W-L	AP	USA
Pre	0-0	11	9
9-6	0-1	16	NP
9-13	0-1	16	13
9-27	1-1-1	---	19
10-4	2-1-1	---	20
10-11	3-1-1	20	17
10-18	4-1-1	18	17
10-25	5-1-1	15	13
11-1	5-1-1	13	14
11-8	6-1-1	11	10
11-15	7-1-1	10	12
11-22	8-1-1	10	10
11-29	9-1-1	8	PB
12-6	9-1-1	7	PB
1-3	9-1-1	8	PB

1983

Date	W-L	AP	USA
11-7	7-1-1	17	PB
11-14	8-1-1	13	PB
11-21	9-1-1	12	PB
11-28	9-1-1	11	PB
12-3	9-1-1	12	PB
1-3	9-1-1	11	PB

1984

Date	W-L	AP	USA
Pre	0-0	4	8
9-3	1-0	3	5
9-10	2-0	2	4
9-17	2-0	2	PB
9-24	2-1-1	13	PB
11-12	7-2	20	PB

1986

Date	W-L	AP	USA
10-6	3-1	20	---
10-13	4-1	17	17
10-20	5-1	16	16
11-3	6-2	20	---
11-10	7-2	15	17
11-17	7-2-1	19	18
11-24	7-2-2	---	18
12-3	7-2-2	---	18
1-3	8-2-2	17	19

1987

Date	W-L	AP	USA
Pre	0-0	9	NP
9-7	1-0	10	10
9-14	2-0	8	8
9-21	3-0	9	9
9-28	4-0	8	7
10-5	4-0	8	7
10-12	5-0	7	6
10-19	6-0	7	7
10-26	6-1	14	12
11-2	7-1	10	10
11-9	8-1	9	9
11-16	9-1	8	8
11-23	9-2	13	13
11-30	9-2	13	13
12-7	9-2	14	12
1-3	10-2	12	10

1988

Date	W-L	AP	USA
Pre	0-0	4	4
9-5	1-0	3	3
9-12	2-0	3	4
9-19	2-1	12	12
9-26	3-1	11	11
10-3	3-1	11	12
10-10	4-1	11	11
10-17	5-1	9	10
10-24	5-2	15	18
10-31	6-2	17	20



THE TIGERS WERE RANKED IN A FINAL POLL IN SEVEN OF FRANK HOWARD'S SEASONS AS HEAD COACH AT CLEMSON.



WEEKLY POLLS



CLEMSON WAS RANKED NO. 22 IN THE NATION AFTER WINNING THE PEACH BOWL AT THE END OF THE 2003 SEASON.

11-7	7-2	16	16
11-14	8-2	15	15
11-21	9-2	13	13
11-28	9-2	13	13
12-5	9-2	13	13
1-3	10-2	9	8

1989

Date	W-L	AP	USA
Pre	0-0	12	NP
9-4	1-0	10	9
9-11	2-0	7	6
9-18	3-0	7	6
9-25	4-0	7	6
10-2	4-1	15	14
10-9	5-1	14	13
10-23	6-2	22	19
10-30	7-2	21	18
11-6	8-2	17	15
11-13	8-2	15	13
11-20	9-2	15	13
11-27	9-2	14	13
12-4	9-2	14	13
1-2	10-2	12	11

1990

Date	W-L	AP	USA
Pre	0-0	10	NP
9-3	1-0	9	10
9-10	1-1	16	19
9-17	2-1	16	19
9-24	3-1	19	18
10-1	4-1	16	13
10-8	5-1	15	14
10-15	5-2	22	22
10-22	6-2	19	17
10-29	7-2	18	17
11-5	8-2	18	16
11-12	8-2	17	15
11-19	9-2	16	13
11-26	9-2	14	11
12-3	9-2	14	11
1-2	10-2	9	9

1991

Date	W-L	AP	USA
Pre	0-0	9	NP
9-2	0-0	8	NP
9-8	1-0	8	NP
9-15	1-0	8	NP
9-23	2-0	7	7
9-30	3-0	6	6
10-7	3-1	18	16

10-14	3-1-1	21	21
10-21	3-1-1	19	19
10-28	4-1-1	16	16
11-4	5-1-1	15	14
11-11	6-1-1	15	14
11-18	7-1-1	14	13
11-25	8-1-1	13	12
12-2	9-1-1	13	12
1-2	9-2-1	18	17

1992

Date	W-L	AP	USA
Pre	0-0	13	NP
8-30	0-0	13	NP
9-7	1-0	15	14
9-14	1-1	17	17
9-21	1-1	16	16
9-28	1-2	25	24
10-5	2-2	25	22
10-12	3-2	19	19
10-17	4-2	18	15
10-24	4-3	---	25

1993

Date	W-L	AP	USA
Pre	0-0	23	NP
8-30	0-0	22	21
9-6	1-0	21	17
10-4	3-1	---	24
11-15	7-3	24	25
11-22	8-3	24	23
11-29	8-3	24	23
12-6	8-3	24	23
1-3	9-3	23	22

1994

Date	W-L	AP	USA
Pre	0-0	25	24
8-30	0-0	24	NP
9-5	1-0	22	20

1995

Date	W-L	AP	USA
11-6	6-3	24	25
11-13	7-3	24	24
11-20	8-3	24	22
11-27	8-3	24	22
12-4	8-3	23	21

1996

Date	W-L	AP	USA
Pre	0-0	25	23
11-18	7-3	22	24

1997

Date	W-L	AP	USA
Pre	0-0	20	21
8-25	0-0	20	NP
9-1	0-0	---	20
9-8	1-0	19	21
9-15	2-0	16	15
9-22	2-1	17	21

2000

Date	W-L	AP	USA
Pre	0-0	17	19
8-27	0-0	17	18
9-3	1-0	17	19
9-10	2-0	16	16
9-17	3-0	11	11
9-24	4-0	7	8
10-1	5-0	5	5
10-8	6-0	5	4
10-15	7-0	5	4
10-22	8-0	5	4
10-29	8-1	10	10
11-5	8-2	17	15
11-12	8-2	16	14
11-19	9-2	15	12
11-26	9-2	15	13
12-3	9-2	16	13
1-6	9-3	16	14

2001

Date	W-L	AP	USA
Pre	0-0	19	18
8-26	0-0	19	18
9-2	1-0	20	19
9-9	2-0	19	18
9-16	2-0	NP	NP
9-23	2-1	---	25
9-30	3-1	19	21
10-7	3-1	16	18
10-14	4-1	13	15
10-21	4-2	---	25
10-28	5-2	---	24

2003

Date	W-L	AP	USA
1-5	9-4	22	22

2005

Date	W-L	AP	USA
9-7	1-0	25	---
9-11	2-0	20	23
11-20	7-4	25	---
11-27	7-4	22	23

12-4	7-4	23	23
1-5	8-4	21	21

2006

Date	W-L	AP	USA
Pre	0-0	18	18
9-5	1-0	18	18
9-17	2-1	19	23
9-24	3-1	18	19
10-1	4-1	15	15
10-8	5-1	12	12
10-15	6-1	12	12
10-22	7-1	10	11
10-29	7-2	19	19
11-12	8-3	25	25
11-19	8-3	24	24

2007

Date	W-L	AP	USA
9-4	1-0	25	---
9-9	2-0	20	20
9-16	3-0	15	14
9-23	4-0	13	13
9-30	4-1	22	22
10-28	6-2	25	24
11-4	7-2	20	20
11-11	8-2	15	16
11-18	8-3	21	22
11-25	9-3	15	16
12-2	9-3	15	16
1-8	9-4	21	22

2008

Date	W-L	AP	USA
Pre	0-0	9	9
9-2	0-1	---	22
9-7	1-1	---	23
9-14	2-1	23	21
9-21	3-1	20	19

2009

Date	W-L	AP	USA
11-8	6-3	24	NR
11-15	7-3	18	19
11-22	8-3	15	16
11-29	8-4	25	NR
1-5	9-5	24	NR

2011

Date	W-L	AP	USA
9-18	3-0	21	22
9-25	4-0	13	15
10-2	5-0	8	8
10-9	6-0	8	8
10-16	7-0	8	8
10-23	8-0	6	6
10-30	8-1	11	12
11-6	8-1	9	10
11-13	9-1	7	8
11-20	9-2	18	17
11-27	9-3	21	21
12-4	10-3	14	14
1-10	10-4	22	22

2012

Date	W-L	AP	USA
Pre	0-0	14	14
9-2	1-0	12	12
9-9	2-0	11	11
9-16	3-0	10	9
9-23	3-1	17	16
9-30	4-1	15	15
10-7	5-1	16	13
10-14	5-1	14	13
10-21	6-1	14	13
10-28	7-1	10	9
11-4	8-1	10	8
11-11	9-1	11	9
11-18	10-1	12	9
11-25	10-2	15	14
12-2	10-2	14	13
1-8	11-2	11	9

2013

Date	W-L	AP	USA
Pre	0-0	8	8
9-1	1-0	4	5
9-8	2-0	3	5
9-15	2-0	3	4

9-22	3-0	3	4
9-29	4-0	3	4
10-6	5-0	3	4
10-13	6-0	3	4
10-20	6-1	9	10
10-27	7-1	9	8
11-3	8-1	8	7
11-10	8-1	8	6
11-17	9-1	7	6
11-24	10-1	6	4
12-1	10-2	13	11
12-8	10-2	12	11
1-7	11-2	8	7

2014

Date	W-L	AP	USA
Pre	0-0	16	16
8-31	0-1	23	24
9-7	1-1	23	24
9-14	1-1	22	24
10-5	3-2	NR	25
10-12	4-2	24	22
10-19	5-2	21	20
10-26	6-2	22	21
11-2	6-2	19	19
11-9	7-2	18	17
11-23	8-3	23	24
11-30	9-3	19	19
12-7	9-3	18	18
1-13	10-3	15	15

2015

Date	W-L	AP	USA
Pre	0-0	12	12
9-6	1-0	12	12
9-13	2-0	11	9
9-20	3-0	11	10
9-27	3-0	12	11
10-4	4-0	6	6
10-11	5-0	5	6
10-18	6-0	6	6
10-25	7-0	3	6
11-1	8-0	3	6
11-8	9-0	1	2
11-15	10-0	1	1
11-22	11-0	1	1
11-29	12-0	1	1
12-6	13-0	1	1
1-12	14-1	2	2

2016

Date	W-L	AP	USA
Pre	0-0	2	2
9-4	1-0	2	2
9-11	2-0	5	3
9-18	3-0	5	3
9-25	4-0	5	3
10-2	5-0	3	3
10-9	6-0	3	3
10-16	7-0	4	3
10-23	7-0	3	3
10-30	8-0	2	3
11-6	9-0	2	3
11-13	9-1	4	5
11-20	10-1	4	4
11-27	11-1	3	3
12-4	12-1	2	3
1-10	14-1	1	1

GAME RESULTS VS. RANKED OPPONENTS

Date	Site	Opponent	CU AP,Coach	Opp. AP,Coach	W-L	Score
1-1-1940	N1	Boston College	12,NP	11,NP	W	6-3
11-28-1942	A	Auburn		16,NP	L	13-41
11-20-1943	A	Georgia Tech		15,NP	L	6-41
10-28-1944	A	Tennessee		20,NP	L	7-26
11-4-1944	A	Wake Forest		17,NP	L	7-13
11-13-1948	A	Wake Forest	10,NP	19,NP	W	21-14
9-30-1950	A	Missouri		17,NP	W	34-0
10-28-1950	A	Wake Forest	16,NR	17,NR	W	13-12
1-1-1951	A2	Miami (Fla.)	10,10	15,16	W	15-14
10-13-1951	A	Pacific	16,NR	20,NR	L	7-21
10-4-1952	A	Maryland		3,5	L	0-28
10-3-1953	H	Maryland		3,NP	L	0-20
11-7-1953	A	Georgia Tech		6,7	L	7-20
11-21-1953	H	Auburn		14,14	L	19-45
10-9-1954	N3	Florida		14,17	W	14-7
11-13-1954	A	Maryland		17,NR	L	0-16
11-20-1954	A	Auburn		18,18	L	6-27
11-12-1955	H	Maryland		2,2	L	12-25
11-19-1955	N4	Auburn		12,12	L	0-21
9-29-1956	A	Florida		19,NP	T	20-20
11-3-1956	H	Virginia Tech	13,17	16,NR	W	21-6
11-16-1956	A	Miami (Fla.)	13,NR	8,10	L	0-21
1-1-1957	N2	Colorado	19,NR	20,18	L	21-27
10-5-1957	H	NC State		13,15	L	7-13
11-16-1957	A	Duke	14,14	11,10	L	6-7
11-8-1958	A	Georgia Tech	17,18	NR,19	L	0-13
1-1-1959	N5	LSU	12,13	1,1	L	0-7
9-19-1959	A	North Carolina	18,NP	12,NP	W	20-18
10-3-1959	A	Georgia Tech	6,7	7,12	L	6-16
12-19-1959	N6	TCU	11,11	7,8	W	23-7
10-22-1960	A	Duke		NR,18	L	6-21
10-27-1962	H	Auburn		NR,10	L	14-17
9-21-1963	A	Oklahoma		4,NP	L	14-31
9-28-1963	A	Georgia Tech		9,NP	L	0-27
10-9-1965	A	Georgia		4,5	L	9-23
10-1-1966	A	Georgia Tech		9,10	L	12-13
10-8-1966	A	Alabama		4,4	L	0-26
10-22-1966	A	Southern California		5,5	L	0-30
9-30-1967	H	Georgia		5,5	L	17-24
11-18-1967	H	NC State		10,10	W	14-6
9-27-1969	H	Georgia		7,7	L	0-30
10-11-1969	A	Auburn		20,NR	L	0-51
10-3-1970	A	Georgia Tech		15,16	L	7-28
10-10-1970	H	Auburn		9,9	L	0-44
9-25-1971	H	Georgia		14,13	L	0-28
10-9-1971	N7	Duke		14,15	W	3-0
10-23-1971	A	Auburn		5,5	L	13-35
11-6-1971	A	North Carolina		NR,19	L	13-26
9-30-1972	A	Oklahoma		2,2	L	3-52
9-14-1974	A	Texas A&M		20,NR	L	0-24
9-21-1974	A	NC State		15,18	L	10-31
9-20-1975	A	Alabama		14,18	L	0-56
9-18-1976	H	Georgia		9,9	L	0-41
11-13-1976	A	Maryland		6,7	L	0-20
9-10-1977	H	Maryland		10,NP	L	14-21
9-17-1977	A	Georgia		17,19	W	7-6
11-12-1977	H	Notre Dame	15,16	5,5	L	17-21
12-30-1977	N8	Pittsburgh	11,10	10,9	L	3-34
11-18-1978	A	Maryland	12,12	11,11	W	28-24
12-29-1978	N8	Ohio State	7,8	20,NR	W	17-15
11-3-1979	H	Wake Forest		14,14	W	31-0
11-24-1979	A	South Carolina	13,13	19,NR	L	9-13
12-31-1979	N9	Baylor	18,17	19,19	L	18-24
9-20-1980	A	Georgia		10,9	L	16-20
11-8-1980	H	North Carolina		14,14	L	19-24
11-22-1980	H	South Carolina		14,15	W	27-6
9-19-1981	H	Georgia		4,4	W	13-3
11-7-1981	A	North Carolina	2,3	8,9	W	10-8
1-1-1982	N2	Nebraska	1,1	4,4	W	22-15
9-6-1982	A	Georgia	11,9	7,7	L	7-13
11-6-1982	H	North Carolina		13,14	W	16-13
11-13-1982	A	Maryland	11,10	18,16	W	24-22
9-17-1983	H	Georgia		11,7	T	16-16
11-5-1983	A	North Carolina		10,9	W	16-3
11-12-1983	H	Maryland	17,PB	11,9	W	52-27
9-22-1984	A	Georgia	2,PB	20,17	L	23-26
9-29-1984	A	Georgia Tech	13,PB	20,NR	L	21-28
11-24-1984	H	South Carolina		9,9	L	21-22
9-20-1986	A	Georgia		14,10	W	31-28
10-25-1986	A	NC State	16,16	20,19	L	3-27
12-27-1986	N8	Stanford	21,18	20,17	W	27-21
9-19-1987	H	Georgia	8,8	18,17	W	21-20
11-21-1987	A	South Carolina	8,8	12,12	L	7-20
1-1-1988	N10	Penn State	14,12	20,19	W	35-10
9-17-1988	H	Florida State	3,4	10,12	L	21-24
10-15-1988	H	Duke	11,12	22,24	W	49-17
10-22-1988	A	NC State	9,10	24,NR	L	3-10
11-19-1988	H	South Carolina	15,15	25,21	W	29-10

1-2-1989	N10	Oklahoma		9,13	10,11	W	13-6
9-9-1989	A	Florida State		10,9	16,16	W	34-23
10-21-1989	H	NC State		NR,24	12,12	W	30-10
12-30-1989	N8	West Virginia		14,13	17,17	W	27-7
9-8-1990	A	Virginia		9,10	14,13	L	7-20
10-13-1990	A	Georgia Tech		15,14	18,15	L	19-21
10-27-1990	H	North Carolina		18,17	NR,24	W	20-3
1-1-1991	N11	Illinois		14,11	16,17	W	30-0
9-28-1991	H	Georgia Tech		7,7	19,18	W	9-7
10-26-1991	H	NC State		19,19	12,12	W	29-19
1-1-1992	N10	California		13,12	14,14	L	13-37
9-12-1992	H	Florida State		15,14	5,4	L	20-24
10-10-1992	A	Virginia		25,22	10,10	W	29-28
10-24-1992	A	NC State		18,15	23,23	L	6-20
11-7-1992	H	North Carolina			18,18	W	40-7
9-11-1993	A	Florida State		21,17	1,1	L	0-57
10-2-1993	H	NC State			24,23	W	20-14
11-6-1993	A	North Carolina			16,18	L	0-24
11-13-1993	H	Virginia			18,16	W	23-14
10-15-1994	A	Duke			25,23	L	13-19
10-22-1994	A	Florida State			7,10	L	0-17
11-5-1994	A	North Carolina			19,12	W	28-17
9-9-1995	H	Florida State			1,1	L	26-45
9-23-1995	H	Virginia			11,14	L	3-22
10-5-1996	A	Florida State			2,2	L	3-34
10-19-1996	H	Georgia Tech			22,24	W	28-25
11-9-1996	A	Virginia			15,16	W	24-16
12-28-1996	N9	LSU			17,16	L	7-10
9-13-1997	A	NC State		19,21	NR,25	W	19-17
9-20-1997	H	Florida State		16,15	5,5	L	28-35
11-15-1997	H	North Carolina			8,9	L	10-17
1-2-1998	N9	Auburn			13,13	L	17-21
9-19-1998	A	Virginia			10,10	L	18-20
10-17-1998	A	Florida State			6,7	L	0-48
11-12-1998	H	Georgia Tech			22,23	L	21-24
9-11-1999	H	Virginia			22,19	W	33-14
9-23-1999	A	Virginia Tech			8,8	L	11-31
10-23-1999	H	Florida State			1,1	L	14-17
11-13-1999	A	Georgia Tech			13,14	L	42-45
12-31-1999	N9	Mississippi State			15,16	L	7-17
11-4-2000	A	Florida State		10,10	4,4	L	7-54
11-18-2000	H	South Carolina		16,14	25,NR	W	16-14
1-1-2001	N8	Virginia Tech		16,13	6,5	L	20-41
9-29-2001	A	Georgia Tech		NR,25	9,11	W	47-44
11-3-2001	H	Florida State		NR,24	14,14	L	27-41
11-10-2001	A	Maryland			13,11	L	20-37
11-17-2001	A	South Carolina			22,22	L	15-20
8-31-2002	A	Georgia			8,12	L	28-31
10-3-2002	A	Florida State			11,11	L	31-48
10-24-2002	H	NC State			12,9	L	6-38
11-16-2002	H	Maryland			19,19	L	12-30
8-30-2003	H	Georgia			11,9	L	0-30
10-11-2003	H	Virginia			25,24	W^(OT)	30-27
11-8-2003	H	Florida State			3,3	W	26-10
1-2-2004	N9	Tennessee			6,7	W	27-14
9-25-2004	A	Florida State			8,11	L	22-41
10-7-2004	A	Virginia			10,9	L	10-30
11-6-2004	A	Miami (Fla.)			11,10	W ^(OT)	24-17
9-3-2005	H	Texas A&M			17,17	W	25-24
9-17-2005	H	Miami (Fla.)		20,23	13,13	L^(3OT)	30-36
9-24-2005	H	Boston College			NR,25	L^(OT)	13-16
11-12-2005	H	Florida State			17,16	W	35-14
11-19-2005	A	South Carolina			19,21	W	13-9
9-16-2006	A	Florida State			9,10	W	27-20
10-21-2006	H	Georgia Tech		12,12	13,13	W	31-7
9-3-2007	H	Florida State			19,21	W	24-18
10-6-2007	H	Virginia Tech			22,22	L	23-41
11-17-2007	H	Boston College			15,16	L	17-20
12-31-2007	N9	Auburn			15,16	L ^(OT)	20-23
8-30-2008	N12	Alabama		9,9	24,NR	L	10-34
10-9-2008	A	Wake Forest			21,21	L	7-12
11-8-2008	A	Florida State			24,24	L	27-41
9-10-2009	A	Georgia Tech			15,13	L	27-30
9-26-2009	H	TCU			15,14	L	10-14
10-24-2009	A	Miami (Fla.)			8,9	W ^(OT)	40-37
12-5-2009	N13	Georgia Tech		25,NR	12,12	L	34-39
9-18-2010	A	Auburn			16,15	L ^(OT)	24-27
10-2-2010	H	Miami (Fla.)			16,17	L	21-30
11-6-2010	H	NC State			23,25	W	14-13
11-27-2010	H </						

GAME RESULTS VS. RANKED OPPONENTS



BEAUX COLLINS HAD FOUR RECEPTIONS FOR 137 YARDS IN CLEMSON'S 48-27 WIN OVER NO. 12 WAKE FOREST ON NOV. 20, 2021.

12-31-2012	N9	LSU	14,13	9,7	W	25-24
8-31-2013	H	Georgia	8,8	5,5	W	38-35
10-19-2013	H	Florida State	3,4	5,5	L	14-51
11-30-2013	A	South Carolina	6,4	10,9	L	17-31
1-3-2014	N2	Ohio State	12,11	7,6	W	40-35
8-30-2014	A	Georgia	16,16	12,12	L	21-45
9-20-2014	A	Florida State	22,24	1,1	L ^(OT)	17-23
11-15-2014	A	Georgia Tech	18,17	24,23	L	6-28
12-29-2014	N15	Oklahoma	18,18	NR,24	W	40-6
10-3-2015	H	Notre Dame	11,12	6,7	W	24-22
11-7-2015	H	Florida State	3,6	17,15	W	23-13
12-5-2015	N14	North Carolina	1,1	8,8	W	45-37
12-31-2015	N2	Oklahoma	1,1	4,3	W	37-17
1-11-2016	N16	Alabama	1,1	2,2	L	40-45
10-1-2016	H	Louisville	5,3	3,4	W	42-36
10-29-2016	A	Florida State	3,3	12,14	W	37-34
12-3-2016	N17	Virginia Tech	3,3	19,18	W	42-35
12-31-2016	N18	Ohio State	3,3	2,2	W	31-0
1-9-2017	N19	Alabama	3,3	1,1	W	35-31
9-9-2017	H	Auburn	3,3	13,13	W	14-6
9-16-2017	A	Louisville	3,2	14,14	W	47-21
9-30-2017	A	Virginia Tech	2,2	12,12	W	31-17
11-4-2017	A	NC State	6,5	20,20	W	38-31
11-25-2017	A	South Carolina	4,3	*24	W	34-10
12-2-2017	N14	Miami (Fla.)	1,1	7,7	W	38-3
1-1-2018	N5	Alabama	1,1	4,4	L	6-24
10-20-2018	H	NC State	3,3	16,15	W	41-7

11-10-2018	A	Boston College	2,2	17,14	W	27-7
12-29-2018	N20	Notre Dame	2,2	3,3	W	30-3
1-7-2019	N21	Alabama	2,2	1,1	W	44-16
9-7-2019	H	Texas A&M	1,1	12,11	W	24-10
12-7-2019	N14	Virginia	3,3	22,22	W	62-17
12-28-2019	N18	Ohio State	3,3	2,2	W	29-23
1-13-2020	N22	LSU	3,3	1,1	L	25-42
10-10-2020	H	Miami (Fla.)	1,1	7,7	W	42-17
11-7-2020	A	Notre Dame	1,1	4,4	L ^(OT)	40-47
12-19-2020	N14	Notre Dame	4,3	2,2	W	34-10
1-1-2021	N5	Ohio State	2,2	3,3	L	28-49
9-4-2021	N23	Georgia	3,2	5,5	L	3-10
10-23-2021	A	Pittsburgh	NR,24	23,23	L	17-27
11-20-2021	H	Wake Forest		13,12	W	48-27
Total						94-122-2

* - CFP ranking; PB - not ranked by UPI due to probation; N1 - Dallas, Texas (Cotton Bowl); A2,N2 - Miami, Fla. (Orange Bowl); N3 - Jacksonville, Fla.; N4 - Mobile, Ala.; N5 - New Orleans, La. (Sugar Bowl); N6 - Houston, Texas (Bluebonnet Bowl); N7 - Norfolk, Va. (Oyster Bowl); N8 - Jacksonville, Fla. (Gator Bowl); N9 - Atlanta, Ga. (Peach/Chick-fil-A Bowl); N10 - Orlando, Fla. (Citrus Bowl); N11 - Tampa, Fla. (Hall of Fame Bowl); N12 - Atlanta, Ga.; N13 - Tampa, Fla. (ACC Championship game); N14 - Charlotte, N.C. (ACC Championship Game); N15 - Orlando, Fla. (Russell Athletic Bowl); N16 - Glendale, Ariz. (CFP National Championship Game); N17 - Orlando, Fla. (ACC Championship Game); N18 - Glendale, Ariz. (Fiesta Bowl); N19 - Tampa, Fla. (CFP National Championship Game); N20 - Arlington, Texas (Cotton Bowl); N21 - Santa Clara, Calif. (CFP National Championship Game); N22 - New Orleans, La. (CFP National Championship Game); N23 - Charlotte, N.C.; Note: Clemson home games in **bold**.

TOP-25 WINS

Date	Site	Opponent	AP/Coach	Score
1-1-1940	N1	Boston College	11, NP	6-3
11-13-1948	A	Wake Forest	19, NP	21-14
9-30-1950	A	Missouri	17, NP	34-0
10-28-1950	A	Wake Forest	17, NR	13-12
1-1-1951	N2	Miami (Fla.)	15, 16	15-14
10-9-1954	N3	Florida	14, 17	14-7
11-3-1956	H	Virginia Tech	16, NR	21-6
9-19-1959	A	North Carolina	12, NP	20-18
12-19-1959	N4	TCU	7, 8	23-7
11-18-1967	H	NC State	10, 10	14-6
10-9-1971	N5	Duke	14, 15	3-0
9-17-1977	A	Georgia	17, 19	7-6
11-18-1978	A	Maryland	11, 11	28-24
12-30-1978	N6	Ohio State	20, NR	17-15
11-3-1979	H	Wake Forest	14, 14	31-0
11-22-1980	H	South Carolina	14, 15	27-6
9-19-1981	H	Georgia	4, 4	13-3
11-7-1981	A	North Carolina	8, 9	10-8
1-1-1982	N2	Nebraska	4, 4	22-15
11-6-1982	H	North Carolina	18, 13	16-13
11-13-1982	A	Maryland	18, 16	24-22
11-5-1983	A	North Carolina	10, 9	16-3
11-12-1983	H	Maryland	11, 17	52-27
9-20-1986	A	Georgia	14, 10	31-28
12-27-1986	N6	Stanford	20, 17	27-21
9-19-1987	H	Georgia	18, 17	21-20
1-1-1988	N7	Penn State	20, 19	35-10
10-15-1988	H	Duke	22, 24	49-17
11-19-1988	H	South Carolina	25, 21	29-10
1-2-1989	N7	Oklahoma	10, 11	13-6
9-9-1989	A	Florida State	16, 16	34-23
10-21-1989	H	NC State	12, 12	30-10
12-30-1989	N6	West Virginia	17, 17	27-7
10-27-1990	H	North Carolina	NR, 24	20-3
1-1-1991	N8	Illinois	16, 17	30-0
9-28-1991	H	Georgia Tech	19, 18	9-7
10-26-1991	H	NC State	12, 12	29-19
10-10-1992	A	Virginia	10, 10	29-28
11-7-1992	H	North Carolina	18, 18	40-7
10-2-1993	H	NC State	24, 23	20-14
11-13-1993	H	Virginia	18, 16	23-14
11-5-1994	A	North Carolina	19, 12	28-17
10-19-1996	H	Georgia Tech	22, 24	28-25
11-9-1996	A	Virginia	15, 16	24-16
9-13-1997	A	NC State	NR, 25	19-17
9-11-1999	H	Virginia	22, 19	33-14
11-18-2000	H	South Carolina	25, NR	16-14
9-29-2001	A	Georgia Tech	9, 11	^(OT) 47-44
10-11-2003	H	Virginia	25, 24	^(OT)30-27
11-8-2003	H	Florida State	3, 3	26-10
1-2-2004	N9	Tennessee	6, 7	27-14
11-6-2004	A	Miami (Fla.)	11, 10	^(OT) 24-17
9-3-2005	H	Texas A&M	17, 17	25-24
11-12-2005	H	Florida State	17, 16	35-14
11-19-2005	A	South Carolina	19, 21	13-9
9-16-2006	A	Florida State	9, 10	27-20
10-21-2006	H	Georgia Tech	13, 13	31-7
9-3-2007	H	Florida State	19, 21	24-18
10-24-2009	A	Miami (Fla.)	8, 9	^(OT) 40-37
11-6-2010	H	NC State	23, 25	14-13
9-17-2011	H	Auburn	21, 19	38-24
9-24-2011	H	Florida State	11, 14	35-30
10-1-2011	A	Virginia Tech	11, 10	23-3
12-3-2011	N10	Virginia Tech	5, 3	38-10
9-1-2012	N9	Auburn	NR, 25	26-19
12-31-2012	N9	LSU	9, 7	25-24

8-31-2013	H	Georgia	5, 5	38-35
1-3-2014	N11	Ohio State	7, 6	40-35
12-29-2014	N7	Oklahoma	NR, 24	40-6
10-3-2015	H	Notre Dame	6, 7	24-22
11-7-2015	H	Florida State	17, 15	23-13
12-5-2015	N10	North Carolina	8, 8	45-37
12-31-2015	N11	Oklahoma	4, 3	37-17
10-1-2016	H	Louisville	3, 4	42-36
10-29-2016	A	Florida State	12, 14	37-34
12-2-2016	N7	Virginia Tech	19, 18	42-35
12-31-2016	N12	Ohio State	2, 2	31-0
1-9-2017	N8	Alabama	1, 1	35-31
9-9-2017	H	Auburn	13, 13	14-6
9-16-2017	A	Louisville	14, 14	47-21
9-30-2017	A	Virginia Tech	12, 12	31-17
11-4-2017	A	NC State	20, 20	38-31
11-25-2017	A	South Carolina	*24	34-10
12-2-2017	N10	Miami (Fla.)	7, 7	38-3
10-20-2018	H	NC State	16, 15	41-7
11-10-2018	A	Boston College	17, 14	27-7
12-29-2018	N13	Notre Dame	3, 3	30-3
1-7-2019	N14	Alabama	1, 1	44-16
9-7-2019	H	Texas A&M	12, 11	24-10
12-7-2019	N10	Virginia	22, 22	62-17
12-28-2019	N12	Ohio State	2, 2	29-23
10-10-2020	H	Miami (Fla.)	7, 7	42-17
12-19-2020	N10	Notre Dame	2, 2	34-10
11-20-2021	H	Wake Forest	13, 12	48-27

* - CFP ranking; N1 - Dallas, Texas; N2 - Miami, Fla.; N3 - Jacksonville, Fla.; N4 - Houston, Texas; N5 - Norfolk, Va.; N6 - Jacksonville, Fla.; N7 - Orlando, Fla.; N8 - Tampa, Fla.; N9 - Atlanta, Ga.; N10 - Charlotte, N.C.; N11 - Miami Gardens, Fla.; N12 - Glendale, Ariz.; N13 - Arlington, Texas; N14 - Santa Clara, Calif.; Note: Clemson home games in bold.

LARGEST TOP-25 WIN MARGINS

Year	Opponent	AP/USA	Score	Mar.	Coach
2019	Virginia	22, 22	62-17	+45	Dabo Swinney
2017	Miami (Fla.)	7, 7	38-3	+35	Dabo Swinney
1950	at Missouri	17, NP	34-0	+34	Frank Howard
2014	Oklahoma	NR, 24	40-6	+34	Dabo Swinney
2018	NC State	16, 15	41-7	+34	Dabo Swinney
1992	North Carolina	18, 18	40-7	+33	Ken Hatfield
1988	Duke	22, 24	49-17	+32	Danny Ford
1979	Wake Forest	14, 14	31-0	+31	Danny Ford
2016	Ohio State	2, 2	31-0	+31	Dabo Swinney
1990	Illinois	16, 17	30-0	+30	Ken Hatfield
2011	Virginia Tech	5, 3	38-10	+28	Dabo Swinney
2018	Alabama	1, 1	44-16	+28	Dabo Swinney
2018	Notre Dame	3, 3	30-3	+27	Dabo Swinney
2017	Louisville	14, 14	47-21	+26	Dabo Swinney
1983	Maryland	11, 17	52-27	+25	Danny Ford
1987	Penn State	20, 19	35-10	+25	Danny Ford
2020	Miami (Fla.)	7, 7	42-17	+25	Dabo Swinney
2006	Georgia Tech	13, 13	31-7	+24	Tommy Bowden
2017	South Carolina	*24	34-10	+24	Dabo Swinney
2020	Notre Dame	2, 2	34-10	+24	Dabo Swinney
1980	South Carolina	14, 15	27-6	+24	Danny Ford
2005	Florida State	17, 16	35-14	+21	Tommy Bowden
2021	Wake Forest	13, 12	48-27	+21	Dabo Swinney

* - CFP ranking; Note: Clemson home games in bold.

RANKED WIN RECORDS

Top-25 Wins in a Season	6 (2017)
Top-20 Wins in a Season	5 (2016, 2017)
Top-10 Wins in a Season	3 (1981, 2015, 2016)
Top-5 Wins in a Season	3 (2016)
Wins Over Top-25 Teams in Consecutive Games	3 (2011, 2016)
Wins Over Top-10 Teams in Consecutive Games	2 (2015, 2016, 2018)
Wins Over Top-25 Teams in September	3 (2017)
Best-Ranked Win at Home	No. 3 Florida State in 2003, No. 3 Louisville in 2016
Best-Ranked Win on Road	No. 8 North Carolina in 1981; No. 8 Miami (Fla.) in 2009
Best-Ranked Win at Neutral Site	No. 1 Alabama, CFP National Championship Game, Tampa, Fla. in 2018 No. 1 Alabama, CFP National Championship Game, Santa Clara, Calif. in 2018
Largest Victory Margin Over a Top-25 Team	45 (62-17 vs. No. 22 Virginia in 2019)
Largest Victory Margin Over a Top-10 Team	35 (38-3 vs. No. 7 Miami (Fla.) in 2017)
Largest Victory Margin at Home vs. Top-25 Team	34 (41-7 vs. No. 15 NC State in 2018)
Largest Victory Margin on Road vs. Top-25 Team	34 (34-0 at No. 17 Missouri in 1950)
Largest Victory Margin in a Bowl Game Over a Top-25 Team	34 (40-6 vs. No. 25 Oklahoma in 2014 Russell Athletic Bowl)

HIGHEST-RANKED WINS

Year	Opponent	Site	Opp. Rk	Score
2016	Alabama	N7	1, 1	35-31
2018	Alabama	N10	1, 1	44-16
2016	Ohio State	N8	2, 2	31-0
2019	Ohio State	N8	2, 2	29-23
2020	Notre Dame	N5	2, 2	34-10
2003	Florida State	H	3, 3	26-10
2018	Notre Dame	N	3, 3	30-3
2016	Louisville	H	3, 4	42-36
2015	Oklahoma	N6	4, 3	37-17
2011	Virginia Tech	N5	5, 3	38-10
1981	Georgia	H	4, 4	13-3
1981	Nebraska	N1	4, 4	22-15
2013	Georgia	H	5, 5	38-35
2003	Tennessee	N2	6, 7	27-14
2015	Notre Dame	H	6, 7	24-22
2013	Ohio State	N6	7, 6	40-35
2017	Miami (Fla.)	N5	7, 7	38-3
2020	Miami (Fla.)	H	7, 7	42-17
1959	TCU	N3	7, 8	23-7
2015	North Carolina	N5	8, 8	45-37
2012	LSU	N2	9, 7	25-24
1981	North Carolina	A	8, 9	10-8
2009	Miami (Fla.)	A	8, 9	^(OT) 40-37
2001	Georgia Tech	A	9, 11	^(OT) 47-44
2006	Florida State	A	9, 10	27-20
1983	North Carolina	A	10, 9	16-3
1967	NC State	H	10, 10	14-6
1992	Virginia	A	10, 10	29-28
1988	Oklahoma	N4	10, 11	13-6
2004	Miami (Fla.)	A	11, 10	^(OT) 24-17
2011	Virginia Tech	A	11, 10	23-3
1986	Georgia	A	14, 10	31-28

N1 - Miami, Fla.; N2 - Atlanta, Ga.; N3 - Houston, Texas; N4 - Orlando, Fla.; N5 - Charlotte, N.C.; N6 - Miami Gardens, Fla.; N7 - Tampa, Fla.; N8 - Glendale, Ariz.; N9 - Arlington, Texas; N10 - Santa Clara, Calif.; Note: Rankings by AP and coaches, respectively; Clemson home games in bold.



CLEMSON WON THE ACC CHAMPIONSHIP GAME FOR THE FIFTH YEAR IN A ROW IN 2019.



AGAINST ALL COMPETITION

Team	Home	Away	Neutral	Total
Alabama	0-2	0-7	5-5	5-14
App State	5-0			5-0
Army West Point		0-1		0-1
Auburn	7-10-1	5-20	3-4-1	15-34-2
Ball State	3-0			3-0
Baylor			0-1	0-1
Bingham	1-0			1-0
Boston College	10-3-1	9-6-1	1-0	20-9-2
California			0-1	0-1
Camp Hancock	0-1			0-1
Camp Sevier	1-0			1-0
Central Michigan	1-0			1-0
Centre	0-1	0-2		0-3
Charlotte	1-0			1-0
Charlotte "Y"		1-0		1-0
Chattanooga	1-0			1-0
Coastal Carolina	1-0			1-0
Colorado			1-1	1-1
Cumberland			0-0-1	0-0-1
Davidson	6-1-1	2-0-3	3-4	11-5-4
Duke	20-4-1	15-12	2-0	37-16-1
Duquesne	3-0	1-0		4-0
East Tennessee State	1-0			1-0
Elon	1-0			1-0
Erskine	7-1			7-1
Florida	0-2	1-4-1	2-3	3-9-1
Florida Atlantic	1-0			1-0
Florida State	9-8	5-12		14-20
Fordham		0-0-1		0-0-1
Furman	25-2	18-8-4		43-10-4
George Washington	0-1	2-0-1	1-0	3-1-1
Georgia	10-9-2	7-27-1	1-7-1	18-43-4
Georgia Pre-Flight			0-1	0-1
Georgia Southern	1-0			1-0
Georgia State	1-0			1-0
Georgia Tech	16-6	16-44-2	2-1	34-51-2

Gordon	4-0			4-0
Guilford	1-0			1-0
Illinois			1-0	1-0
Iowa State			1-0	1-0
Jacksonville N.A.S.		0-1		0-1
Kent State	1-0			1-0
Kentucky	1-1	2-6	2-1	5-8
Long Beach State	1-0			1-0
Louisiana Tech	2-0		1-0	3-0
Louisville	3-0	4-0		7-0
LSU			1-3	1-3
Marshall	0-1			0-1
Maryland	18-13	16-13-2		34-26-2
Maryville	1-0			1-0
Mercer	0-1	2-0	2-2	4-3
Miami (Fla.)	1-2	4-3	1-1	6-6
Middle Tennessee	2-0			2-0
Minnesota			0-1	0-1
Mississippi State	0-0-1	1-0	0-1	1-1-1
Missouri	1-0	1-1	1-0	3-1
Navy		1-0		1-0
NC State	26-11	22-17	11-1-1	59-29-1
Nebraska			1-1	1-1
Newberry	6-0			6-0
North Carolina	19-7	16-11-1	3-1	38-19-1
North Texas	1-0			1-0
Notre Dame	1-1	1-1	2-0	4-2
Oglethorpe	0-1			0-1
Ohio State			4-1	4-1
Oklahoma		0-2	3-0	3-2
Ole Miss		0-1	0-1	0-2
Pacific		0-1		0-1
Penn State			1-0	1-0
Pensacola N.A.S.	1-0			1-0
Pittsburgh	1-1	0-1	1-1	2-3
Port Royal	1-0			1-0
Presbyterian	32-3-4	1-0		33-3-4

Rhodes		1-0-1		1-0-1
Rice	1-0	3-3		4-3
Riverside	1-0			1-0
Samford	1-0	2-0		3-0
Sewanee			0-1	0-1
South Carolina	19-10-1	53-32-3		72-42-4
South Carolina State	5-0			5-0
South Florida			0-1	0-1
Southern California		0-1		0-1
Stanford			1-0	1-0
Syracuse	4-0	4-1	0-1	8-2
TCU	1-1	0-1	1-0	2-2
Temple	2-0		1-0	3-0
Tennessee	2-2-1	3-9-1	1-0	6-11-2
Texas A&M	2-1	1-2		3-3
Texas Tech			0-1	0-1
The Citadel	15-1	13-1	5-3-1	33-5-1
Troy	2-0			2-0
Tulane	1-1	3-5		4-6
UCF	1-0			1-0
UConn	1-0			1-0
ULM	1-0			1-0
UNLV	1-0			1-0
Utah State	1-0			1-0
UTEP	1-0			1-0
Vanderbilt		1-3		1-3
Villanova	1-1			1-1
Virginia	21-3-1	17-5	2-0	40-8-1
Virginia Tech	9-6-1	10-4	4-2	23-12-1
VMI	1-0		4-5-2	5-5-2
Wake Forest	40-7	26-10-1	3-0	69-17-1
West Virginia			1-1	1-1
Western Carolina	5-0			5-0
Wofford	9-0	4-3		13-3
Totals	404-126-15	294-281-23	80-58-7	778-465-45

Note: **Bold** denotes 2022 opponent.

AGAINST ALL FBS CONFERENCES

AMERICAN ATHLETIC CONFERENCE

Team	G	W	L	T	CU Pts	Opp. Pts
Navy	1	1	0	0	15	7
South Florida	1	0	1	0	26	31
Temple	3	3	0	0	137	23
Tulane	10	4	6	0	146	175
UCF	1	1	0	0	21	13
Totals	16	9	7	0	345	249

ATLANTIC COAST CONFERENCE

Team	G	W	L	T	CU Pts	Opp. Pts
Boston College	31	20	9	2	790	511
Duke	54	37	16	1	1354	842
Florida State	34	14	20	0	788	1002
Georgia Tech	87	34	51	2	1655	1770
Louisville	7	7	0	0	284	141
Miami (Fla.)	12	6	6	0	281	235
NC State	89	59	29	1	1820	1377
North Carolina	58	38	19	1	1265	1034
Pittsburgh	5	2	3	0	156	131
Syracuse	10	8	2	0	312	179
Virginia	49	40	8	1	1344	722
Virginia Tech	36	23	12	1	715	537
Wake Forest	87	69	17	1	2304	1172
Totals	559	357	192	10	13,068	9653

BIG TEN CONFERENCE

Team	G	W	L	T	CU Pts	Opp. Pts
Illinois	1	1	0	0	30	0
Maryland	62	34	26	2	1300	1126
Minnesota	1	0	1	0	13	20
Nebraska	2	1	1	0	43	41
Ohio State	5	4	1	0	145	122
Penn State	1	1	0	0	35	10
Totals	72	41	29	2	1566	1319

BIG 12 CONFERENCE

Team	G	W	L	T	CU Pts	Opp. Pts
Baylor	1	0	1	0	18	24
Iowa State	1	1	0	0	20	13
Oklahoma	5	3	2	0	107	112
TCU	4	2	2	0	46	35
Texas Tech	1	0	1	0	15	55
West Virginia	2	1	1	0	60	77
Totals	14	7	7	0	266	316

CONFERENCE USA

Team	G	W	L	T	CU Pts	Opp. Pts
Charlotte	1	1	0	0	52	10
Florida Atlantic	1	1	0	0	54	6
Louisiana Tech	3	3	0	0	133	37
Middle Tennessee	2	2	0	0	74	28
North Texas	1	1	0	0	35	10
Rice	7	4	3	0	102	107
UTEP	1	1	0	0	39	7
Totals	16	13	3	0	489	205

MID-AMERICAN CONFERENCE

Team	G	W	L	T	CU Pts	Opp. Pts
Ball State	3	3	0	0	106	44
Central Michigan	1	1	0	0	70	14
Kent State	1	1	0	0	56	3
Totals	5	5	0	0	232	61

MOUNTAIN WEST CONFERENCE

Team	G	W	L	T	CU Pts	Opp. Pts
UNLV	1	1	0	0	24	14
Utah State	1	1	0	0	35	6
Totals	2	2	0	0	59	20

PACIFIC-12 CONFERENCE

Team	G	W	L	T	CU Pts	Opp. Pts
California	1	0	1	0	13	37
Colorado	2	1	1	0	40	37
Southern California	1	0	1	0	0	30
Stanford	1	1	0	0	27	21
Totals	5	2	3	0	80	125

SOUTHEASTERN CONFERENCE

Team	G	W	L	T	CU Pts	Opp. Pts
Alabama	19	5	14	0	257	506
Auburn	51	15	34	2	534	1000
Florida	13	3	9	1	161	313
Georgia	65	18	43	4	772	1244
Kentucky	13	5	8	0	163	206
LSU	4	1	3	0	57	83
Mississippi State	3	1	1	1	35	31
Missouri	4	3	1	0	144	70
Ole Miss	2	0	2	0	7	39
South Carolina	118	72	42	4	2432	1652
Tennessee	19	6	11	2	154	269
Texas A&M	6	3	3	0	98	141
Vanderbilt	4	1	3	0	32	111
Totals	321	133	174	14	4846	5665

SUN BELT CONFERENCE

Team	G	W	L	T	CU Pts	Opp. Pts
App State	5	5	0	0	186	29
Georgia Southern	1	1	0	0	38	7
Georgia State	1	1	0	0	28	0
Marshall	1	0	1	0	10	13
Troy	2	2	0	0	73	43
ULM	1	1	0	0	49	26
Totals	11	10	1	0	384	118

INDEPENDENT PROGRAMS

Team	G	W	L	T	CU Pts	Opp. Pts
Army West Point	1	0	1	0	6	21
Notre Dame	6	4	2	0	161	113
UConn	1	1	0	0	44	7
Totals	8	5	3	0	211	141

Note: **Bold** denotes 2022 opponent.

GAME RESULTS VS. 2022 OPPONENTS

BOSTON COLLEGE (20-9-2)

Year	CU	BOC	Rank	Site	W-L	CU	BOC
1939	8-1	9-1	12/11	N1	W	6	3
1941	3-0	1-1		A2	W	26	13
1942	1-1-1	1-0		A2	L	7	14
1947	1-0	0-0		A3	L	22	32
1948	4-0	2-2-1	13/-	A3	W	26	19
1949	2-3-1	1-4-1		H	L	27	40
1950	5-0-1	0-6-1	13/-	A3	W	35	14
1951	4-2	1-5		H	W	21	2
1952	1-4	3-1-1		A3	W	13	0
1953	1-0	0-0		A2	T	14	14
1958	6-2	6-2	16/-	H	W	34	12
1960	5-3	2-5-1		A	L	14	25
1982	0-1	1-0	16/-	H	T	17	17
1983	1-0	1-0		A	L	16	31
2005	2-1	2-1		H	L ^(OT)	13	16
2006	1-0	1-0	18/-	A	L ^(2OT)	33	34
2007	8-2	8-2	15/18	H	L	17	20
2008	3-4	5-2		A	W	27	21
2009	1-1	2-0		H	W	25	7
2010	4-3	2-5		A	L	10	16
2011	5-0	1-4	8/-	H	W	36	14
2012	3-1	1-2	17/-	A	W	45	31
2013	5-0	3-2	3/-	H	W	24	14
2014	4-2	4-2	24/-	A	W	17	13
2015	5-0	3-3	5/-	H	W	34	17
2016	5-0	3-2	3/-	A	W	56	10
2017	3-0	1-2	2/-	H	W	34	7
2018	9-0	7-2	21/7	A	W	27	7
2019	7-0	4-3	4/-	H	W	59	7
2020	6-0	4-2	1/-	H	W	34	28
2021	2-2	4-0	25/-	H	W	19	13
Totals						788	511

N1 - Dallas, Texas; A2 - Fenway Park; A3 - Braves Field

FLORIDA STATE (14-20)

Year	CU	FSU	Rank	Site	W-L	CU	FSU
1970	3-5	4-3		A	L	13	38
1975	1-6	1-6		H	L	7	43
1976	1-4-2	2-5		A	W	15	12
1988	2-0	1-1	3/10	H	L	21	24
1989	1-0	0-1	10/16	A	W	34	23
1992	1-0	1-0	15/5	H	L	20	24
1993	1-0	2-0	21/1	A	L	0	57
1994	2-4	4-1	-/7	A	L	0	17
1995	1-0	1-0	-/1	H	L	26	45
1996	2-2	3-0	-/2	A	L	3	34
1997	2-0	2-0	16/5	H	L	28	35
1998	2-4	5-1	-/16	A	L	0	48
1999	3-3	7-0	-/1	H	L	14	17
2000	8-1	8-1	10/4	A	L	7	54
2001	5-2	5-2	-/14	H	L	27	41
2002	3-1	4-1	-/11	A	L	31	48
2003	5-4	8-1	-/3	H	W	26	10
2004	1-2	1-1	-/8	A	L	22	41
2005	5-4	7-2	-/17	H	W	35	14
2006	1-1	2-0	-/9	A	W	27	20
2007	0-0	0-0	-/19	H	W	24	18
2008	4-4	6-2	-/24	A	L	27	41
2009	5-3	4-4		H	W	40	24
2010	5-4	6-3		A	L	13	16
2011	3-0	2-1	21/11	H	W	35	30
2012	3-0	3-0	10/4	A	L	37	49
2013	6-0	5-0	3/5	H	L	14	51
2014	1-1	2-0	22/1	A	L ^(OT)	17	23
2015	8-0	7-1	1/16	H	W	23	13
2016	7-0	5-2	3/12	A	W	37	34
2017	8-1	3-5	4/-	H	W	31	14
2018	7-0	4-3	2/-	A	W	59	10
2019	5-0	3-2	2/-	H	W	45	14
2021	4-3	3-4		H	W	30	20
Totals						788	1002

FURMAN (43-10-4)

Year	CU	FUR	Rank	Site	W-L	CU	FUR
1896	0-0	0-0		A	W	14	6
1902	2-0	3-2-1		A	W	28	0
1914	0-2-1	2-0		A	W	57	0
1915	0-0	0-0		A	W	94	0
1916	0-0	0-0		H	W	7	6
1917	1-0	1-1		A	W	38	0
1918	3-2	2-2-1		H	W	67	7
1919	6-2	6-1-1		A	T	7	7
1920	4-4-1	7-1		A	L	0	14
1921	1-2	2-2		A	T	0	0
1922	5-2	6-3		A	L	6	20
1923	4-2-1	10-0		A	W	7	6
1924	2-5	4-5		H	L	0	3

1925	1-6	6-3		A	L	0	26
1926	2-6	7-1-1		A	L	0	30
1927	5-2-1	8-1		A	L	0	28
1928	7-2	5-3		A	W	27	12
1929	7-3	5-3-1		H	W	7	6
1930	7-2	6-2-1		A	W	12	7
1931	1-6-1	5-2-1		A	T	0	0
1932	3-4-1	7-1		A	L	0	7
1933	3-5-2	5-1-2		A	L	0	6
1934	4-4	5-3		H	W	7	0
1935	6-2	7-1		A	L	6	8
1936	5-4	6-2		H	L	0	12
1937	4-4	4-3-1		A	T	0	0
1938	6-1-1	2-6-1		H	W	10	7
1939	7-1	5-3	15/-	A	W	14	3
1940	5-2-1	5-3		A	W	13	7
1941	6-1	3-3-2	18/-	A	W	34	6
1942	2-5-1	3-5		H	W	12	7
1946	2-5	2-5		H	W	20	6
1947	1-5	2-4		A	W	35	7
1948	5-0	2-3-1	12/-	H	W	41	0
1949	3-4-1	3-5		A	W	28	21
1950	6-0-1	2-6-1	11/-	H	W	57	2
1951	5-2	3-5-1		A	W	34	14
1954	3-3	5-2		H	W	27	6
1955	6-3	1-8		A	W	40	20
1956	6-1-2	2-7		H	W	28	7
1957	6-3	3-6		A	W	45	6
1958	7-2	2-6	12/-	H	W	36	19
1959	7-2	3-6	14/-	A	W	56	3
1960	5-4	5-3-1		H	W	42	14
1961	3-5	7-2		H	W	35	6
1962	3-4	4-4		A	W	44	3
1964	0-0	1-0		H	W	28	0
1979	0-0	0-0		H	W	21	0
1988	1-0	1-0	3/-	H	W	23	3
1989	0-0	0-0	12/-	H	W	30	0
1994	0-0	0-0	24/-	H	W	27	6
1996	0-1	0-0		H	W	19	3
1998	0-0	0-0		H	W	33	0
2003	0-1	1-0		H	W	28	17
2007	2-0	1-1	20/-	H	W	38	10
2012	2-0	0-2	11/-	H	W	41	7
2018	0-0	0-0	2/-	H	W	48	7
Totals						1371	428

GEORGIA TECH (34-51-2)

Year	CU	GAT	Rank	Site	W-L	CU	GAT
1898	2-1	0-1		N1	W	23	0
1899	3-2	0-3		N2	W	41	5
1902	1-0	0-1		A	W	44	5
1903	1-0	0-0		A	W	73	0
1904	2-2	5-1		A	T	11	11
1905	3-1-1	5-0-1		A	L	10	17
1906	3-0-3	4-2		A	W	10	0
1907	3-4	3-4		A	W	6	5
1908	1-5	5-3		A	L	6	30
1909	6-2	6-2		A	L	3	29
1910	4-2-1	4-3		A	L	0	34
1911	3-4	5-2-1		A	L	0	31
1912	4-3	4-3-1		A	L	0	23
1913	4-3	6-2		A	L	0	34
1914	5-2-1	5-2		A	L	6	26
1918	1-0	0-0		A	L	0	28
1919	2-0	3-0		A	L	0	28
1920	3-3-1	5-1		A	L	0	7
1921	1-3-1	5-1		A	L	7	48
1922	3-1	4-2		A	L	7	21
1932	1-0	0-0		A	L	14	32
1933	0-0-1	0-0		A	L	2	39
1934	1-0	0-0		A	L	7	12
1936	3-3	3-1-1		A	W	14	13
1937	3-3	4-2		A	L	0	7
1943	2-5	5-3	-/15	A	L	6	41
1944	1-0	0-0		A	L	0	51
1945	5-2-1	4-4		A	W	21	7
1953	2-3-1	5-1-1	-/6	A	L	7	20
1958	5-1	4-2-1	17/-	A	L	0	13
1959	2-0	2-0	6/7	A	L	6	16
1962	0-0	0-0		A	L	9	26
1963	0-1	1-0	-/9	A	L	0	27
1964	1-1	2-0		A	L	7	14
1965	2-0	0-1-1		A	L	6	38
1966	1-0	2-0	-/9	A	L	12	13
1967	1-1	2-0		A	L	0	10
1968	0-1-1	1-1		A	L	21	24
1969	1-1	2-0		A	W	21	10
1970	2-1	3-0	-/15	A	L	7	28
1971	0-2	1-2		A	L	14	24

1972	1-2	2-1-1		A	L	9	31
1973	1-1	0-2		A	L	21	29
1974	0-2	1-2		H	W	21	17
1975	0-2	1-1		A	L	28	33
1976	1-1	0-2		A	T	24	24
1977	1-1	1-1		A	W	31	14
1983	1-1-1	0-2		H	W	41	14
1984	2-1	2-2	13/20	A	L	21	28
1985	1-1	1-1		H	L	3	14
1986	1-1	1-0-1		A	W	27	3
1987	3-0	1-1	9/-	H	W	33	12
1988	2-1	1-1	12/-	A	W	30	13
1989	5-1	1-3	14/-	H	L	14	30
1990	5-1	4-0	15/18	A	L	19	21
1991	2-0	2-1	7/19	H	W	9	7
1992	1-1	1-0	16/-	A	L	16	20
1993	1-1	2-0		H	W	16	13
1994	4-5	1-7		H	W	20	10
1995	4-3	4-3		A	W	24	3
1996	3-3	4-1	-/22	H	W	28	25
1997	2-1	1-1	17/-	A	L	20	23
1998	2-7	6-2	-/22	H	L	21	24
1999	5-4	6-2	-/13	A	L	42	45
2000	8-0	5-2	5/-	H	L	28	31
2001	2-1	3-0	-/9	A	W ^(OT)	47	44
2002	1-1						

GAME RESULTS VS. 2022 OPPONENTS

1903	2-0	2-2	N2	W	24	0	
1904	3-2-1	2-1-2	A	L	0	18	
1906	1-0-1	3-0-3	N2	T	0	0	
1926	1-2	1-1	H	W	7	3	
1927	1-0-1	1-1	A	L	6	18	
1928	3-0	1-1	N3	W	7	0	
1929	3-0	0-1	N3	W	26	0	
1930	3-0	1-2	N4	W	27	0	
1931	0-1-1	1-1	N4	W	6	0	
1932	1-1	2-0	A	L	0	13	
1933	0-1-1	1-1	H	W	9	0	
1934	2-3	2-2-1	A	W	12	6	
1939	1-1	1-1	N4	W	25	6	
1940	2-0	2-0	N4	W	26	7	
1941	2-0	1-0-1	N4	W	27	6	
1942	1-0-1	1-0-1	N4	L	6	7	
1943	0-1	1-0	N4	W	19	7	
1944	1-1	2-0	N4	W	13	7	
1945	1-1	1-1	A	W	13	0	
1946	1-1	1-0	H	L	7	14	
1947	1-2	1-1	A	L	0	18	
1948	1-0	0-0-1	H	W	6	0	
1949	1-1	0-1	A	W	7	6	
1950	2-0	1-1	18/-	H	W	27	0
1951	2-0	1-2	18/-	A	W	6	0
1956	1-0-1	1-1	A	W	13	7	
1957	1-1	2-0	-13	H	L	7	13
1958	5-2	2-5-1	A	W	13	6	
1959	2-1	1-1	H	W	23	0	
1961	4-5	4-5	H	W	20	0	



E.J. WILLIAMS HAD FOUR RECEPTIONS FOR 80 YARDS AND A TOUCHDOWN IN CLEMSON'S 34-10 WIN OVER NOTRE DAME IN THE 2020 ACC CHAMPIONSHIP GAME.

1962	0-1	1-0	A	W	7	0	
1963	0-2	2-0	H	L	3	7	
1964	1-0	1-0	A	L	0	9	
1965	0-0	0-0	H	W	21	7	
1966	5-3	4-5	A	L	14	23	
1967	4-4	8-1	-10	H	W	14	6
1968	1-4-1	5-2	A	W	24	19	
1971	4-5	2-8	H	L	23	31	
1972	3-6	6-3-1	A	L	17	42	
1973	3-3	4-2	H	L	6	29	
1974	0-1	2-0	-15	A	L	10	31
1975	1-5	4-3	H	L	7	45	
1976	1-3-2	2-4-1	A	L	21	38	
1977	5-1	5-2	20/-	H	W	7	3
1978	5-1	5-1	20/-	A	W	33	10
1979	5-1	5-2	H	L	13	16	
1980	4-2	3-3	A	L	20	24	
1981	6-0	4-2	4/-	H	W	17	7
1982	4-1-1	4-2	18/-	A	W	38	29
1983	4-1-1	2-4	H	W	27	17	
1984	4-2	3-4	A	W	35	34	
1985	3-3	1-6	H	W	39	10	
1986	5-1	4-1-1	16/20	A	L	3	27
1987	6-0	2-4	7/-	H	L	28	30
1988	5-1	5-1	9/24	A	L	3	10
1989	5-2	6-0	-12	H	W	30	10
1990	5-2	4-3	22/-	A	W	24	17
1991	3-1-1	6-0	19/12	H	W	29	19
1992	4-2	5-2-1	18/23	A	L	6	20
1993	2-1	2-1	-124	H	W	20	14
1994	1-0	1-0	22/-	H	L	12	29
1995	2-2	1-3	A	W	43	22	
1996	6-3	2-6	H	W	40	17	
1997	1-0	2-0	19/-	A	W	19	17
1998	2-6	4-3	H	L	39	46	
1999	2-2	3-2	A	L	31	35	
2000	5-0	4-0	5/-	H	W	34	27
2001	3-1	3-1	16/-	A	W	45	37
2002	4-3	8-0	-12	H	L	6	38
2003	4-2	4-3	A	L	15	17	
2004	3-4	4-3	H	W	26	20	
2005	2-3	2-2	A	W	31	10	
2006	7-3	3-6	H	W	20	14	
2007	3-0	1-2	15/-	A	W	42	20
2008	1-1	1-1	H	W	27	9	
2009	6-3	4-5	24/-	A	W	43	23
2010	4-4	6-2	-123	H	W	14	13
2011	9-1	5-5	7/-	A	L	13	37
2012	9-1	6-4	11/-	H	W	62	48
2013	2-0	2-0	3/-	A	W	26	14
2014	2-2	4-1	H	W	41	0	
2015	7-0	5-3	3/-	A	W	56	41
2016	6-0	4-1	3/-	H	W^(OT)	24	17
2017	7-1	6-2	6/20	A	W	38	31
2018	6-0	5-0	3/16	H	W	41	7
2019	9-0	4-4	4/-	A	W	55	10
2021	2-1	2-1	9/-	A	L ^(2OT)	21	27
Totals						1820	1377

N1 - Rock Hill, S.C.; N2 - Columbia, S.C.; N3 - Florence, S.C.; N4 - Charlotte, N.C.

NOTRE DAME (4-2)

Year	CU	UND	Rank	Site	W-L	CU	UND
1977	7-1-1	7-1	15/5	H	L	17	21
1979	7-2	6-3	14/-	A	W	16	10
2015	3-0	4-0	12/6	H	W	24	22
2018	13-0	12-0	2/3	N1	W	30	3
2020	7-0	6-0	1/4	A	L ^(2OT)	40	47
	9-1	10-0	4/2	N2	W	34	10
Totals						161	113

N1 - Arlington, Texas; N2 - Charlotte, N.C.

SOUTH CAROLINA (72-42-4)

Year	CU	USC	Rank	Site	W-L	CU	USC
1896	1-0	0-0	A	L	6	12	
1897	1-2	0-1	A	W	18	6	
1898	1-1	1-0	A	W	24	0	
1899	1-2	1-0	A	W	34	0	
1900	2-0	1-1	A	W	51	0	
1902	3-0	3-0	A	L	6	12	
1909	3-2	1-3	A	W	6	0	
1910	3-2	4-0	A	W	24	0	
1911	1-2	1-1-1	A	W	27	0	
1912	3-1	2-2	A	L	7	22	
1913	1-2	1-2	A	W	32	0	
1914	1-2-1	1-4-1	A	W	29	6	
1915	2-1-1	3-0	A	T	0	0	
1916	1-3	2-3	A	W	27	0	
1917	2-1	1-1	A	W	21	13	

1918	1-1	0-0	A	W	39	0	
1919	3-2	1-3	A	W	19	6	
1920	3-2-1	2-2	A	L	0	3	
1921	1-2-1	3-0-1	A	L	0	21	
1922	2-1	3-1	A	W	3	0	
1923	1-1-1	2-2	A	W	7	6	
1924	2-1	3-1	A	L	0	3	
1925	0-3	3-1	A	L	0	33	
1926	2-2	3-1	A	L	0	24	
1927	2-1-1	3-1	A	W	20	0	
1928	5-0	5-0	A	W	32	0	
1929	5-0	3-1	A	W	21	14	
1930	5-0	3-1	A	W	20	7	
1931	1-2-1	1-2	A	L	0	21	
1932	2-2	3-1	A	L	0	14	
1933	1-1-2	1-2	A	L	0	7	
1934	1-3	3-1	A	W	19	0	
1935	3-1	2-3	A	W	44	0	
1936	2-3	3-2	A	W	19	0	
1937	1-3	2-2-1	A	W	34	6	
1938	2-1-1	3-2	A	W	34	12	
1939	2-1	1-3	A	W	27	0	
1940	4-0	0-2	13/-	A	W	21	13
1941	4-0	1-1-1	14/-	A	L	14	18
1942	1-2-1	0-2-1	A	W	18	6	
1943	1-2	2-1	A	L	6	33	
1944	2-1	1-1-1	A	W	20	13	
1945	3-1	2-2	A	T	0	0	
1946	1-3	2-1	A	L	14	26	
1947	1-3	2-2	A	L	19	21	
1948	3-0	2-1	14/-	A	W	13	7
1949	2-1-1	0-3	A	L	13	27	
1950	3-0	2-1	12/-	A	T	14	14
1951	3-1	2-2	A	L	0	20	
1952	1-3	2-2	A	L	0	6	
1953	1-2-1	3-1	A	L	7	14	
1954	2-2	2-1	A	L	8	13	
1955	3-1	2-2	A	W	28	14	
1956	3-0-1	4-1	20/-	A	W	7	0
1957	2-2	3-1	A	W	13	0	
1958	4-0	2-2	10/-	A	L	6	26
1959	3-1	3-1	17/-	A	W	27	0
1960	4-3	1-5	H	W	12	2	
1961	3-4	2-5	A	L	14	21	
1962	5-4	4-4-1	H	W	20	17	
1963	4-4-1	1-7-1	A	W	24	20	
1964	3-6	2-5-2	H	L	3	7	
1965	5-4	4-5	A	L	16	17	
1966	5-4	1-8	H	W	35	10	
1967	5-4	5-4	A	W	23	12	
1968	4-4-1	3-6	H	L	3	7	
1969	4-5	6-3	A	L	13	27	
1970	3-7	3-6-1	H	L	32	38	
1971	4-6	6-4	A	W	17	7	
1972	3-7	4-6	H	W	7	6	
1973	5-5	6-4	A	L	20	32	
1974	6-4	4-6	H	W	39	21	
1975	2-8	6-4	A	L	20	56	
1976	2-6-2	6-4	H	W	28	9	
1977	7-2-1	5-5	15/-	A	W	31	27
1978	9-1	5-4-1	10/-	H	W	41	23
1979	8-2	7-3	13/19	A	L	9	13
1980	5-5	8-2	-114	H	W	27	6
1981	10-0	6-4	2/-	A	W	29	13
1982	7-1-1	4-6	10/-	H	W	24	6
1983	8-1-1	5-5	13/-	A	W	22	13
1984	7-3	9-1	-9	H	L	21	22

GAME RESULTS VS. 2022 OPPONENTS

2007	8-3	6-5	21/-	A	W	23	21
2008	6-5	7-4		H	W	31	14
2009	8-3	6-5	15/-	A	L	17	34
2010	6-5	8-3	-1/8	H	L	7	29
2011	9-2	9-2	18/14	A	L	13	34
2012	10-1	9-2	12/13	H	L	17	27
2013	10-1	9-2	6/10	A	L	17	31
2014	8-3	6-5	23/-	H	W	35	17
2015	11-0	3-8	1/-	A	W	37	32
2016	10-1	6-5	4/-	H	W	56	7
2017	10-1	8-3	4/24 ^(CFP)	A	W	34	10
2018	11-0	6-4	2/-	H	W	56	35
2019	11-0	4-7	3/-	A	W	38	3
2021	8-3	6-5		A	W	30	0
Totals						2432	1652

SYRACUSE (8-2)

Year	CU	SYR	Rank	Site	W-L	CU	SYR
1995	8-3	8-3	23/-	N1	L	0	41
2013	4-0	2-2	3/-	A	W	49	14
2014	5-2	3-4	21/-	H	W	16	6
2015	9-0	3-6	1/-	A	W	37	27
2016	8-0	4-4	2/-	H	W	54	0
2017	6-0	3-3	2/-	A	L	24	27
2018	4-0	4-0	3/-	H	W	27	23
2019	2-0	1-1	1/-	A	W	41	6
2020	5-0	1-4	1/-	H	W	47	21
2021	3-2	3-3		A	W	17	14
Totals						312	179

N1 - Jacksonville, Fla.

WAKE FOREST (69-17-1)

Year	CU	WFU	Rank	Site	W-L	CU	WFU
1933	1-3-2	0-2-1		N1	W	13	0
1935	2-0	0-3		H	W	13	7
1936	2-2	2-1		A	L	0	6
1937	2-3	1-3		H	W	32	0
1938	3-1-1	3-3		A	W	7	0
1939	5-1	6-2		H	W	20	7
1940	3-0	3-0		H	W	39	0
1941	5-1	4-3-1		H	W	29	0
1942	2-2-1	2-2-1		A	L	6	19
1943	1-3	2-3		H	L	12	41
1944	3-2	6-0	-/17	A	L	7	13
1945	6-2-1	2-4-1	16/-	H	L	6	13
1946	1-2	2-0		A	L	7	19
1947	1-1	1-0		H	L	14	16
1948	6-0	5-2	10/19	A	W	21	14
1949	2-2-1	2-4		H	L	21	35

1950	3-0-1	4-0-1	16/17	A	W	13	12
1951	3-2	5-1		H	W	21	6
1953	1-3-1	2-3-1		H	W	18	0
1954	2-3	2-2-1		N1	W	32	20
1955	4-1	3-2-1		H	W	19	13
1956	2-0-1	1-2		A	W	17	0
1957	5-3	0-8		H	W	13	6
1958	4-1	3-3	19/-	H	W	14	12
1959	6-2	5-2	19/-	H	W	33	31
1960	0-0	0-0	9/-	A	W	28	7
1961	1-2	0-3		H	L	13	17
1962	1-1	0-2		A	W	24	7
1963	1-4-1	0-6		H	W	36	0
1964	1-3	2-2		A	W	21	2
1965	4-2	2-4		H	W	26	13
1966	2-3	2-4		A	W	23	21
1967	0-0	0-1		H	W	23	6
1968	0-0	0-1		A	T	20	20
1969	2-2	2-3		H	W	28	14
1970	2-3	2-3		A	L	20	36
1971	2-4	4-3		H	W	10	9
1972	2-4	1-5		A	W	31	0
1973	3-4	1-6		H	W	35	8
1974	3-4	0-7		A	W	21	9
1975	0-4	1-3		H	W	16	14
1976	1-2-1	2-3		A	L	14	20
1977	6-1	1-6	16/-	H	W	26	0
1978	6-1	1-7	16/-	A	W	51	6
1979	5-2	7-1	-1/4	H	W	31	0
1980	4-3	3-4		A	W	35	33
1981	7-0	2-5	3/-	H	W	82	24
1982	8-1-1	3-7	10/-	N2	W	21	17
1983	5-1-1	4-4		H	W	24	17
1984	5-2	5-3		H	W	37	14
1985	4-3	3-5		H	W	26	10
1986	5-2	4-3		A	W	28	20
1987	6-1	5-2	14/-	H	W	31	17
1988	5-2	4-3	15/-	A	W	38	21
1989	6-2	1-5-1	22/-	H	W	44	10
1990	6-2	2-5	19/-	A	W	24	6
1991	4-1-1	1-6	16/-	H	W	28	10
1992	4-3	4-3		A	L	15	18
1993	4-1	1-4		H	L	16	20
1994	2-5	2-6		H	W	24	8
1995	1-1	0-2-1		A	W	29	14
1996	1-2	2-2		H	W	21	10
1997	4-3	4-4		A	W	33	16
1998	1-2	1-1		H	L	19	29
1999	3-4	4-3		A	W	12	3

CLEMSON'S GREATEST COMEBACKS

Date	Opponent	Score	Deficit	Final
10-10-1992	Virginia	0-28	28	29-28
10-15-2011	Maryland	17-35	18	56-45
10-31-2020	Boston College	10-28	18	34-28
9-24-1966	Virginia	18-35	17	40-35
10-21-2000	North Carolina	0-17	17	38-24
12-28-2019	Ohio State	0-16	16	29-23
9-26-1953	Boston College	0-14	14	14-14
11-17-1962	Maryland	0-14	14	17-14
10-11-1980	Virginia	10-24	*14	27-24
11-2-2002	Duke	10-24	*14	34-31
11-6-2004	Miami (Fla.)	3-17	14	24-17
10-7-2006	Wake Forest	3-17	*14	27-17
9-17-2011	Auburn	7-21	14	38-24
11-12-2011	Wake Forest	14-28	14	31-28
1-9-2017	Alabama	0-14	14	35-31

* - fourth-quarter deficit; Note: Home games in bold.

2000	2-0	0-2	16/-	H	W	55	7
2001	4-2	3-3	25/-	A	W	21	14
2002	3-3	5-2		H	W	31	23
2003	5-3	4-4		A	L	17	45
2004	0-0	0-0	15/-	H	W	37	30
2005	2-2	1-3		A	L	27	31
2006	4-1	5-0	15/-	A	W	27	17
2007	7-2	6-3	20/-	H	W	44	10
2008	3-2	3-1	-/21	A	L	7	12
2009	2-3	4-2		H	W	38	3
2010	5-5	2-8		A	W	30	10
2011	8-1	5-4	9/-	H	W	31	28
2012	6-1	4-3	14/-	A	W	42	13
2013	3-0	2-2	3/-	H	W	56	7
2014	6-2	2-6	19/-	A	W	34	20
2015	10-0	3-7	1/-	H	W	33	13
2016	9-1	6-4	5/-	A	W	35	13
2017	5-0	4-1	2/-	H	W	28	14
2018	5-0	3-2	4/-	A	W	63	3
2019	10-0	7-2	3/-	H	W	52	3
2020	0-0	0-0	1/-	A	W	37	13
2021	7-3	9-1	-/13	H	W	48	27
Totals						2304	1172

N1 - Charlotte, N.C.; N2 - Tokyo, Japan

Note: Rankings are by AP; Clemson's ranking is listed first, followed by the opponent's ranking; home games in bold.

RECORD BY DATE

Date	W-L	Win %
8-29	1-0	1.000
8-30	0-3	.000
8-31	1-2	.333
9-1	5-0	1.000
9-2	5-0	1.000
9-3	7-0	1.000
9-4	3-2	.600
9-5	6-0	1.000
9-6	4-1	.800
9-7	5-0	1.000
9-8	7-1	.875
9-9	4-2	.667
9-10	4-4	.500
9-11	4-3	.571
9-12	5-2	.714
9-13	4-2	.667
9-14	3-1	.750
9-15	4-1	.800
9-16	6-0	1.000
9-17	7-3-1	.682
9-18	5-3-1	.611
9-19	11-1	.917
9-20	9-4	.692
9-21	8-4-1	.654
9-22	10-5	.667
9-23	9-5-1	.633
9-24	10-2-1	.808
9-25	5-7-2	.429
9-26	4-7-2	.385
9-27	10-6	.625
9-28	10-4	.714
9-29	7-5-2	.571
9-30	7-8	.467
10-1	8-6-1	.567
10-2	7-8-1	.469
10-3	6-11-1	.361
10-4	9-5	.643
10-5	7-8	.467
10-6	11-3	.786
10-7	13-6	.684
10-8	7-6-2	.533
10-9	10-9	.526
10-10	9-7	.563
10-11	10-6	.625
10-12	9-5-2	.625
10-13	8-6-2	.563
10-14	5-7-1	.423
10-15	8-4	.667
10-16	6-6-1	.500
10-17	9-5	.643
10-18	5-4	.555
10-19	10-5-2	.647
10-20	12-5	.706
10-21	12-4-1	.735
10-22	10-8	.556
10-23	8-10	.444
10-24	9-7	.563
10-25	11-7-2	.600
10-26	9	

ALL-TIME RESULTS

1896 (2-1)

Head Coach - Walter Riggs (1st Season)

Date	Site	W-L	Score	Opponent	AP Ranks	OFRD	OFRK
10-31	A	W	14-6	Furman		2-3	
11-12	A	L	6-12	South Carolina		1-3	
11-21	A	W	16-0	Wofford		2-2	

1897 (2-2)

Head Coach - W.M. Williams (1st Season)

Date	Site	W-L	Score	Opponent	AP Ranks	OFRD	OFRK
10-9	A	L	0-24	Georgia		2-1	
10-23	A	W	10-0	Charlotte "Y"			
10-25	A	L	0-28	North Carolina		7-3	
11-10	A	W	18-6	South Carolina		0-3	

1898 (3-1)

Head Coach - John Penton (1st Season)

Date	Site	W-L	Score	Opponent	AP Ranks	OFRD	OFRK
10-8	A	L	8-20	Georgia		4-2	
10-20	H	W	55-0	Bingham			
11-17	A	W	24-0	South Carolina		1-2	
11-24	N1	W	23-0	Georgia Tech		0-3	

N1 - Augusta, Ga.

1899 (4-2)

Head Coach - Walter Riggs (2nd Season)

Date	Site	W-L	Score	Opponent	AP Ranks	OFRD	OFRK
10-7	A	L	0-11	Georgia		2-3-1	
10-14	N1	W	10-0	Davidson		1-3-1	
10-28	A	L	0-34	Auburn		3-1-1	
11-9	A	W	34-0	South Carolina		2-3	
11-18	N1	W	24-0	NC State		1-2-2	
11-30	N2	W	41-5	Georgia Tech		0-5	

N1 - Rock Hill, S.C.; N2 - Greenville, S.C.

1900 (6-0 OVERALL, 3-0 SIAA, 1st)

Head Coach - John Heisman (1st Season)

Date	Site	W-L	Score	Opponent	AP Ranks	OFRD	OFRK
10-19	H	W	64-0	Davidson		4-2	
10-22	A	W	21-0	Wofford		1-2-1	
11-1	A	W	51-0	South Carolina		4-3	
11-10	A	W	39-5	Georgia		2-4	
11-24	N1	W	12-5	Virginia Tech		3-3-1	
11-29	N2	W	35-0	Alabama		2-3	

N1 - Charlotte, N.C.; N2 - Birmingham, Ala.

1901 (3-1-1 OVERALL, 1-0-1 SIAA)

Head Coach - John Heisman (2nd Season)

Date	Site	W-L	Score	Opponent	AP Ranks	OFRD	OFRK
10-5	H	W	122-0	Guilford		0-4	
10-19	A	T	6-6	Tennessee		3-3-2	
10-26	A	W	29-5	Georgia		1-5-2	
10-31	N1	L	11-17	Virginia Tech		6-1	
11-28	N2	W	22-10	North Carolina		7-2	

N1 - Columbia, S.C.; N2 - Charlotte, N.C.

1902 (6-1 OVERALL, 5-1 SIAA, 1st)

Head Coach - John Heisman (3rd Season)

Date	Site	W-L	Score	Opponent	AP Ranks	OFRD	OFRK
10-4	H	W	11-5	NC State		3-4-2	
10-18	A	W	44-5	Georgia Tech		0-6-2	
10-24	A	W	28-0	Furman		4-3-3	
10-30	A	L	6-12	South Carolina		6-1	
11-8	H	W	36-0	Georgia		4-2-1	
11-15	A	W	16-0	Auburn		2-4-1	
11-27	A	W	11-0	Tennessee		6-2	

1903 (4-1-1 OVERALL, 2-0-1 SIAA, T-1st)

Head Coach - John Heisman (4th Season)

Date	Site	W-L	Score	Opponent	AP Ranks	OFRD	OFRK
10-10	A	W	29-0	Georgia		3-4	
10-17	A	W	73-0	Georgia Tech		2-5	
10-28	N1	W	24-0	NC State		4-4	
11-14	A	L	6-11	North Carolina		6-3	
11-21	A	W	24-0	Davidson		1-4	
11-26	N2	T	11-11	#Cumberland		4-1-1	

- SIAA Championship Game; N1 - Columbia, S.C.; N2 - Montgomery, Ala.

1904 (3-3-1)

Head Coach - Shack Shealy (1st Season)

Date	Site	W-L	Score	Opponent	AP Ranks	OFRD	OFRK
10-8	N1	W	18-0	Alabama		7-3	
10-15	H	L	0-5	Auburn		5-0	
10-22	H	W	10-0	Georgia		1-5	
10-27	N2	L	5-11	Sewanee		7-1	
11-5	A	T	11-11	Georgia Tech		8-1-1	
11-12	A	W	6-0	Tennessee		3-5-1	
11-24	A	L	0-18	NC State		3-1-2	

N1 - Birmingham, Ala.; N2 - Columbia, S.C.

1905 (3-2-1)

Head Coach - Eddie Cochems (1st Season)

Date	Site	W-L	Score	Opponent	AP Ranks	OFRD	OFRK
10-14	H	T	5-5	Tennessee		3-5-1	
10-21	A	W	35-0	Georgia		1-5	
10-25	N1	W	25-0	Alabama		6-4	
11-11	A	W	26-0	Auburn		2-4	
11-18	A	L	0-41	Vanderbilt		7-1	
11-30	A	L	10-17	Georgia Tech		6-0-1	

N1 - Columbia, S.C.

1906 (4-0-3 OVERALL, 4-0 SIAA, T-1st)

Head Coach - Bob Williams (1st Season)

Date	Site	W-L	Score	Opponent	AP Ranks	OFRD	OFRK
10-13	H	T	0-0	Virginia Tech		5-2-2	
10-20	H	W	6-0	Georgia		2-4-1	
10-25	N1	T	0-0	NC State		3-1-4	
11-3	A	T	0-0	Davidson		3-2-1	
11-10	H	W	6-4	Auburn		1-5-1	
11-19	H	W	16-0	Tennessee		1-6-2	
11-29	A	W	10-0	Georgia Tech		5-3-1	

N1 - Columbia, S.C.

1907 (4-4)

Head Coach - Frank Shaughnessy (1st Season)

Date	Site	W-L	Score	Opponent	AP Ranks	OFRD	OFRK
9-28	H	W	5-0	Gordon			
10-9	H	W	35-0	Maryville			
10-21	H	L	0-4	Tennessee		7-2-1	
10-31	N1	W	15-6	North Carolina		4-4-1	
11-4	A	L	0-12	Auburn		6-2-1	
11-7	N2	L	0-8	Georgia		4-3-1	
11-9	H	L	6-10	Davidson		4-1-1	
11-28	A	W	6-5	Georgia Tech		4-4	

N1 - Columbia, S.C.; N2 - Augusta, Ga.

1908 (1-6)

Head Coach - John Stone (1st Season)

Date	Site	W-L	Score	Opponent	AP Ranks	OFRD	OFRK
9-26	H	W	15-0	Gordon			
10-10	H	L	0-6	Virginia Tech		5-4	
10-17	A	L	0-41	Vanderbilt		7-2-1	
10-28	N1	L	0-13	Davidson		6-2-2	
11-5	N2	L	0-8	Georgia		5-2-1	
11-14	A	L	5-6	Tennessee		7-2	
11-26	A	L	6-30	Georgia Tech		6-3	

N1 - Columbia, S.C.; N2 - Augusta, Ga.

1909 (6-3)

Head Coach - Bob Williams (2nd Season)

Date	Site	W-L	Score	Opponent	AP Ranks	OFRD	OFRK
9-27	H	W	26-0	Gordon			
10-2	A	L	0-6	Virginia Tech		6-1	
10-9	N1	W	17-5	Davidson		3-4-2	
10-16	N2	L	0-3	Alabama		5-1-2	
10-23	H	W	19-0	Port Royal			
11-4	A	W	6-0	South Carolina		2-6	
11-10	N3	W	5-0	Georgia		1-4-2	
11-13	A	W	17-0	The Citadel		4-3-2	
11-25	A	L	3-29	Georgia Tech		7-2	

N1 - Charlotte, N.C.; N2 - Birmingham, Ala.; N3 - Augusta, Ga.

1910 (4-3-1)

Head Coach - Frank Dobson (1st Season)

Date	Site	W-L	Score	Opponent	AP Ranks	OFRD	OFRK
9-24	H	W	26-0	Gordon			
10-1	H	L	0-3	Mercer		6-3	
10-8	A	W	24-0	Samford		1-7	
10-15	A	W	32-0	The Citadel		3-4	
10-22	A	L	0-17	Auburn		6-1	
11-3	A	W	24-0	South Carolina		4-4	
11-10	N1	T	0-0	Georgia		6-2-1	
11-24	A	L	0-34	Georgia Tech		5-3	

N1 - Augusta, Ga.

1911 (3-5)

Head Coach - Frank Dobson (2nd Season)

Date	Site	W-L	Score	Opponent	AP Ranks	OFRD	OFRK
10-14	H	L	0-29	Auburn		4-2-1	
10-21	H	W	15-0	Samford		1-6-1	
10-25	H	L	5-6	Florida		5-1	
11-2	A	W	27-0	South Carolina		1-4-2	
11-4	A	W	18-0	The Citadel		5-2-2	
11-9	N1	L	0-22	Georgia		7-1-1	
11-18	N2	L	6-30	Mercer		4-6-1	
11-30	A	L	0-31	Georgia Tech		6-2-1	

N1 - Augusta, Ga.; N2 - Columbus, Ga.

1912 (4-4)

Head Coach - Frank Dobson (3rd Season)

Date	Site	W-L	Score	Opponent	AP Ranks	OFRD	OFRK
10-5	A	W	59-0	Samford		1-6	
10-12	H	W	26-0	Riverside			
10-19	A	L	6-27	Auburn		6-1-1	
10-26	H	W	52-14	The Citadel		3-4	
10-31	A	L	7-22	South Carolina		5-2-1	
11-7	N1	L	6-27	Georgia		6-1-1	
11-16	A	W	21-13	Mercer		5-3-1	
11-28	A	L	0-23	Georgia Tech		5-3-1	

N1 - Augusta, Ga.

1913 (4-4)

Head Coach - Bob Williams (3rd Season)

Date	Site	W-L	Score	Opponent	AP Ranks	OFRD	OFRK
10-4	H	W	6-3	Davidson		2-5	
10-11	A	L	0-20	Alabama		6-3	
10-18	H	L	0-20	Auburn		8-0	
10-30	A	W	32-0	South Carolina		4-3	
11							

ALL-TIME RESULTS

11-23	H	W	67-7	Furman	3-5-1
11-29	H	W	7-0	Davidson	2-1-1

N1 - Columbia, S.C.

1919 (6-2-2)

Head Coach - Edward Donahue (3rd Season)

Date	Site	W-L	Score	Opponent	AP Ranks	OFRD	OFRK
9-27	H	W	53-0	Erskine		2-5	
10-3	H	W	7-0	Davidson		4-4-2	
10-11	A	L	0-28	Georgia Tech		7-3	
10-17	A	L	0-7	Auburn		8-1	
10-25	H	W	14-0	Tennessee		3-3-3	
10-30	A	W	19-6	South Carolina		1-7-1	
11-7	H	W	19-7	Presbyterian		4-3-2	
11-13	N1	W	33-0	The Citadel		4-4-1	
11-21	A	T	7-7	Furman		6-2-1	
11-27	A	T	0-0	Georgia		4-2-3	

N1 - Orangeburg, S.C.

1920 (4-6-1)

Head Coach - Edward Donahue (4th Season)

Date	Site	W-L	Score	Opponent	AP Ranks	OFRD	OFRK
9-24	H	W	26-0	Erskine		5-3	
10-1	H	T	7-7	Presbyterian		5-1-1	
10-2	H	W	26-6	Newberry		1-7	
10-9	H	W	13-7	Wofford		0-8-1	
10-15	H	L	0-21	Auburn		7-2	
10-23	A	L	0-26	Tennessee		7-2	
10-28	A	L	0-3	South Carolina		5-4	
11-6	A	L	0-7	Georgia Tech		8-1	
11-11	N1	W	26-0	The Citadel		2-6	
11-20	A	L	0-14	Furman		9-1	
11-25	A	L	0-55	Georgia		8-0-1	

N1 - Orangeburg, S.C.

1921 (1-6-2)

Head Coach - E.J. Stewart (1st Season)

Date	Site	W-L	Score	Opponent	AP Ranks	OFRD	OFRK
10-1	A	L	0-14	Centre		10-0	
10-7	H	W	34-0	Presbyterian		1-7	
10-14	A	L	0-56	Auburn		5-3	
10-21	A	T	0-0	Furman		7-2-1	
10-27	A	L	0-21	South Carolina		5-1-2	
11-5	A	L	7-48	Georgia Tech		8-1	
11-10	N1	T	7-7	The Citadel		3-3-2	
11-18	H	L	0-13	Erskine		6-2	
11-24	A	L	0-28	Georgia		7-2-1	

N1 - Orangeburg, S.C.

1922 (5-4)

Head Coach - E.J. Stewart (2nd Season)

Date	Site	W-L	Score	Opponent	AP Ranks	OFRD	OFRK
9-30	H	L	0-21	Centre		6-3	
10-7	H	W	57-0	Newberry		2-5	
10-13	H	W	13-0	Presbyterian		6-2-1	
10-26	A	W	3-0	South Carolina		5-4	
11-4	A	L	7-21	Georgia Tech		7-2	
11-11	A	W	18-0	The Citadel		3-5	
11-18	H	W	52-0	Erskine		0-8	
11-25	A	L	6-20	Furman		8-3	
12-2	N1	L	14-47	Florida		7-2	

N1 - Jacksonville, Fla.

1923 (5-2-1)

Head Coach - Bud Saunders (1st Season)

Date	Site	W-L	Score	Opponent	AP Ranks	OFRD	OFRK
9-29	H	T	0-0	Auburn		3-3-3	
10-6	H	W	32-0	Newberry		2-8	
10-13	A	L	7-28	Centre		7-1-1	
10-25	A	W	7-6	South Carolina		4-6	
11-3	A	L	6-25	Virginia Tech		6-3	
11-9	H	W	12-0	Davidson		3-7	
11-17	H	W	20-0	Presbyterian		4-3-1	
11-29	A	W	7-6	Furman		9-2	

1924 (2-6)

Head Coach - Bud Saunders (2nd Season)

Date	Site	W-L	Score	Opponent	AP Ranks	OFRD	OFRK
9-27	H	W	60-0	Elon		0-7	
10-4	A	L	0-13	Auburn		4-4-1	
10-11	H	W	14-0	Presbyterian		1-6-1	
10-23	A	L	0-3	South Carolina		7-3	
11-1	H	L	6-50	Virginia Tech		4-2-3	
11-8	N1	L	0-7	Davidson		7-2-1	
11-15	N2	L	0-20	The Citadel		6-4	
11-27	H	L	0-3	Furman		5-5	

N1 - Charlotte, N.C.; N2 - Anderson, S.C.

1925 (1-7)

Head Coach - Bud Saunders (3rd Season)

Date	Site	W-L	Score	Opponent	AP Ranks	OFRD	OFRK
9-26	H	L	9-14	Presbyterian		3-6	
10-3	H	L	6-13	Auburn		5-3-1	
10-10	A	L	6-19	Kentucky		6-3	
10-22	A	L	0-33	South Carolina		7-3	
10-29	A	L	0-13	Wofford		3-7	
11-7	H	L	0-42	Florida		8-2	
11-14	A	W	6-0	The Citadel		6-4	
11-26	A	L	0-26	Furman		7-3	

1926 (2-7)

Head Coach (Games 1-4) - Bud Saunders (4th Season)

Head Coach (Games 5-9) - Bob Williams (6th Season)

Date	Site	W-L	Score	Opponent	AP Ranks	OFRD	OFRK
9-18	H	W	7-0	Erskine		1-7	
9-25	H	L	0-14	Presbyterian		7-2	
10-2	A	L	0-47	Auburn		5-4	
10-9	H	W	7-3	NC State		4-6	
10-21	A	L	0-24	South Carolina		6-4	
10-28	A	L	0-3	Wofford		2-8	
11-6	A	L	0-33	Florida		2-6-2	
11-13	H	L	6-15	The Citadel		7-3	
11-25	A	L	0-30	Furman		8-1	

1927 (5-3-1)

Head Coach - Josh Cody (1st Season)

Date	Site	W-L	Score	Opponent	AP Ranks	OFRD	OFRK
9-24	H	T	0-0	Presbyterian		3-3-3	
10-1	H	W	3-0	Auburn		0-7-2	
10-8	A	L	6-18	NC State		9-1	
10-14	H	W	25-6	Erskine		2-4-1	
10-20	A	W	20-0	South Carolina		4-5	
10-29	H	W	6-0	Wofford		2-4-3	
11-5	A	W	13-0	The Citadel		3-6-1	
11-12	A	L	0-32	Georgia		9-1	
11-24	A	L	0-28	Furman		10-1	

1928 (8-3)

Head Coach - Josh Cody (2nd Season)

Date	Site	W-L	Score	Opponent	AP Ranks	OFRD	OFRK
9-22	H	W	30-0	Newberry		3-5	
9-29	H	W	6-0	Davidson		2-8	
10-6	A	W	6-0	Auburn		1-8	
10-12	N1	W	7-0	NC State		4-3-1	
10-19	H	W	52-0	Erskine		3-7	
10-25	A	W	32-0	South Carolina		6-2-2	
11-3	A	L	7-26	Ole Miss		5-4	
11-10	N2	W	12-0	VMI		5-3-2	
11-17	N3	L	6-27	Florida		8-1	
11-29	A	W	27-12	Furman		5-4	
12-8	A	L	7-12	The Citadel		6-3-1	

N1 - Florence, S.C.; N2 - Lynchburg, Va.; N3 - Jacksonville, Fla.

1929 (8-3)

Head Coach - Josh Cody (3rd Season)

Date	Site	W-L	Score	Opponent	AP Ranks	OFRD	OFRK
9-21	H	W	68-0	Newberry		0-5	
9-28	N1	W	32-14	Davidson		5-5	
10-5	H	W	26-7	Auburn		2-7	
10-11	N2	W	26-0	NC State		1-8	
10-18	A	W	30-0	Wofford		3-6	
10-24	A	W	21-14	South Carolina		6-5	
11-2	A	L	6-44	Kentucky		6-1	
11-9	N3	L	0-12	VMI		8-2	
11-16	A	L	7-13	Florida		8-2	
11-23	H	W	13-0	The Citadel		5-4-1	
11-28	H	W	7-6	Furman		5-4-1	

N1 - Charlotte, N.C.; N2 - Florence, S.C.; N3 - Norfolk, Va.

1930 (8-2)

Head Coach - Josh Cody (4th Season)

Date	Site	W-L	Score	Opponent	AP Ranks	OFRD	OFRK
9-20	H	W	28-7	Presbyterian		9-1	
9-27	H	W	32-0	Wofford		2-9	
10-3	N1	W	13-7	The Citadel		4-5-2	
10-11	N2	W	27-0	NC State		2-8	
10-17	H	W	75-0	Newberry		0-5-3	
10-23	A	L	20-7	South Carolina		6-4	
11-1	A	L	0-27	Tennessee		9-1	
11-8	N3	W	32-0	VMI		3-6	
11-15	N4	L	0-27	Florida		6-3-1	
11-27	A	W	12-7	Furman		6-3-1	

N1 - Florence, S.C.; N2 - Charlotte, N.C.; N3 - Norfolk, Va.; N4 - Jacksonville, Fla.

1931 (1-6-2)

Head Coach - Jess Neely (1st Season)

Date	Site	W-L	Score	Opponent	AP Ranks	OFRD	OFRK
9-25	H	T	0-0	Presbyterian		2-5-2	
10-3	A	L	0-44	Tennessee		9-0-1	
10-10	N1	W	6-0	NC State		3-6	
10-16	N2	L	0-6	The Citadel		5-4-1	
10-22	A	L	0-21	South Carolina		5-4-1	
10-31	H	L	0-12	Oglethorpe			
11-7	N3	L	6-7	VMI		3-6-1	
11-14	N4	L	7-74	Alabama		9-1	
11-26	A	T	0-0	Furman		5-2-2	

N1 - Charlotte, N.C.; N2 - Florence, S.C.; N3 - Norfolk, Va.; N4 - Montgomery, Ala.

1932 (3-5-1)

Head Coach - Jess Neely (2nd Season)

Date	Site	W-L	Score	Opponent	AP Ranks	OFRD	OFRK
9-23	H	W	13-0	Presbyterian		5-2-1	
10-1	A	L	14-32	Georgia Tech		4-5-1	
10-8	A	L	0-13	NC State		6-1-2	
10-14	H	W	19-0	Erskine		1-8	
10-20	A	L	0-14	South Carolina		5-4-2	

ALL-TIME RESULTS

1937 (4-4-1)

Head Coach - Jess Neely (7th Season)

Date	Site	W-L	Score	Opponent	AP Ranks	OFRD	OFRK
9-18	H	W	46-0	Presbyterian		0-10	
9-25	A	L	0-7	Tulane		5-4-1	
10-2	A	L	6-21	Army West Point		7-2	
10-9	A	L	0-14	Georgia		6-3-2	
10-21	A	W	34-6	South Carolina		5-6-1	
10-30	H	W	32-0	Wake Forest		3-6	
11-6	A	L	0-7	Georgia Tech		6-3-1	
11-13	A	W	10-9	Florida		4-7	
11-25	A	T	0-0	Furman		4-3-2	

1938 (7-1-1 OVERALL, 3-0-1 SoCON, 2nd)

Head Coach - Jess Neely (8th Season)

Date	Site	W-L	Score	Opponent	AP Ranks	OFRD	OFRK
9-17	H	W	26-0	Presbyterian		6-4	
9-24	A	W	13-10	Tulane		7-2-1	19
10-1	A	L	7-20	Tennessee		11-0	#2
10-8	N1	T	7-7	VMI		6-1-4	
10-20	A	W	34-12	South Carolina		6-4-1	
10-28	A	W	7-0	%Wake Forest		4-5-1	
11-5	N2	W	27-0	George Washington		5-4	
11-12	A	W	14-0	Kentucky		2-7	
11-24	H	W	10-7	Furman		2-7-1	

N1 - Charlotte, N.C.; N2 - Greenville, N.C.

1939 (9-1 OVERALL, 4-0 SoCON, 2nd)

Ranked No. 12 by AP

Head Coach - Jess Neely (9th Season)

Date	Site	W-L	Score	Opponent	AP Ranks	OFRD	OFRK
9-23	H	W	18-0	Presbyterian		4-3-2	
9-30	A	L	6-7	Tulane		8-1-1	5
10-7	N1	W	25-6	NC State		2-8	
10-19	A	W	27-0	South Carolina		3-6-1	
10-28	A	W	15-7	Navy		3-5-1	
11-3	A	W	13-6	%George Washington		5-3	
11-11	H	W	20-7	Wake Forest		7-3	
11-18	A	W	21-6	Rhodes	16/-	3-5-1	
11-25	A	W	14-3	Furman	15/-	5-4	
1-1	N2	W	6-3	Boston College	12/11	9-2	#12/11

N1 - Charlotte, N.C.; N2 - Dallas, Texas (Cotton Bowl)

1940 (6-2-1 OVERALL, 4-0 SoCON, 1st)

Head Coach - Frank Howard (1st Season)

Date	Site	W-L	Score	Opponent	AP Ranks	OFRD	OFRK
9-21	A	W	38-0	Presbyterian		6-4	
9-28	H	W	26-0	Wofford		3-4-2	
10-5	N1	W	26-7	NC State		3-6	
10-12	H	W	39-0	Wake Forest		7-3	
10-24	A	W	21-13	South Carolina	13/-	3-6	
11-2	A	L	0-13	Tulane	10/-	5-5	
11-9	A	L	7-21	Auburn		6-4-1	
11-16	A	T	12-12	Rhodes			
11-23	A	W	13-7	Furman		5-4	

N1 - Charlotte, N.C.

1941 (7-2 OVERALL, 5-1 SoCON, 3rd)

Head Coach - Frank Howard (2nd Season)

Date	Site	W-L	Score	Opponent	AP Ranks	OFRD	OFRK
9-20	H	W	41-12	Presbyterian		6-3	
9-27	N1	W	36-7	VMI		4-6	
10-4	N2	W	27-6	NC State		4-5-2	
10-11	A3	W	26-13	Boston College		7-3	
10-23	A	L	14-18	South Carolina	14/-	4-4-1	
10-31	A	W	19-0	%George Washington		1-7-1	
11-15	H	W	29-0	Wake Forest		5-5-1	
11-22	A	W	34-6	Furman	18/-	3-4-2	
11-29	A	L	7-28	Auburn	16/-	4-5-1	

N1 - Lynchburg, Va.; N2 - Charlotte, N.C.; A3 - Boston, Mass. (Fenway Park)

1942 (3-6-1 OVERALL, 2-3-1 SoCON, 9th)

Head Coach - Frank Howard (3rd Season)

Date	Site	W-L	Score	Opponent	AP Ranks	OFRD	OFRK
9-19	H	W	32-13	# Presbyterian		6-4	
9-26	N1	T	0-0	VMI		3-5-1	
10-3	N2	L	6-7	NC State		4-4-2	
10-10	A3	L	7-14	Boston College		8-2	
10-22	A	W	18-6	South Carolina		1-7-1	
10-31	A	L	6-19	Wake Forest		6-2-1	
11-7	H	L	0-7	George Washington		3-6	
11-14	A	L	6-24	Jacksonville N.A.S.		9-3	
11-21	H	W	12-7	Furman		3-6	
11-28	A	L	13-41	Auburn	-/16	6-4-1	

- first game at Memorial Stadium; N1 - Lynchburg, Va.; N2 - Charlotte, N.C.; A3 - Boston, Mass. (Fenway Park)

1943 (2-6 OVERALL, 2-3 SoCON, T-7th)

Head Coach - Frank Howard (4th Season)

Date	Site	W-L	Score	Opponent	AP Ranks	OFRD	OFRK
9-25	H	L	12-13	Presbyterian		6-6	
10-2	N1	W	19-7	%NC State		3-6	
10-9	N2	L	7-12	VMI		2-6	
10-21	A	L	6-33	South Carolina		5-2	
10-30	H	L	12-41	Wake Forest		4-5	
11-6	A	W	26-6	Davidson		0-5	
11-13	N3	L	6-32	Georgia Pre-Flight		5-1	
11-20	A	L	6-41	Georgia Tech	-/15	8-3	#13

N1 - Charlotte, N.C.; N2 - Roanoke, Va.; N3 - Greenville, S.C.

1944 (4-5 OVERALL, 3-1 SoCON, T-3rd)

Head Coach - Frank Howard (5th Season)

Date	Site	W-L	Score	Opponent	AP Ranks	OFRD	OFRK
9-23	H	W	34-0	Presbyterian		3-6	
9-30	A	L	0-51	Georgia Tech		8-3	#13
10-7	N1	W	13-7	NC State		7-2	
10-19	A	W	20-13	South Carolina		3-4-2	
10-28	A	L	7-26	Tennessee	-/20	7-1-1	#12
11-4	A	L	7-13	Wake Forest	-/17	8-1	
11-11	H	W	57-12	VMI		1-8	
11-18	A	L	20-36	Tulane		4-3	
11-24	A	L	7-21	Georgia		7-3	

N1 - Charlotte, N.C.

1945 (6-3-1 OVERALL, 2-1-1 SoCON, 4th)

Head Coach - Frank Howard (6th Season)

Date	Site	W-L	Score	Opponent	AP Ranks	OFRD	OFRK
9-22	H	W	76-0	Presbyterian		1-6	
9-29	A	L	0-20	Georgia		9-2	#18
10-6	A	W	13-0	%NC State		3-6	
10-13	H	W	7-6	Pensacola N.A.S.			
10-25	A	T	0-0	South Carolina		2-4-3	
11-2	A	L	6-7	%Miami (Fla.)		9-1-1	#
11-10	H	W	35-0	Virginia Tech		2-6	
11-17	A	W	47-20	Tulane		2-6-1	
11-24	A	W	21-7	Georgia Tech		4-6	
12-1	H	L	6-13	Wake Forest	16/-	5-3-1	

1946 (4-5 OVERALL, 2-3 SoCON, 11th)

Head Coach - Frank Howard (7th Season)

Date	Site	W-L	Score	Opponent	AP Ranks	OFRD	OFRK
9-21	H	W	39-0	Presbyterian		7-2	
9-27	A	L	12-35	%Georgia		11-0	#3
10-5	H	L	7-14	NC State		8-3	#18
10-12	A	L	7-19	Wake Forest		6-3	
10-24	A	L	14-26	South Carolina		5-3	
11-2	A	W	14-7	Virginia Tech		3-4-3	#
11-9	A	L	13-54	Tulane		3-7	
11-16	H	W	20-6	Furman		2-8	
11-23	N1	W	21-13	Auburn		4-6	

N1 - Montgomery, Ala.

1947 (4-5 OVERALL, 1-3 SoCON, 12th)

Head Coach - Frank Howard (8th Season)

Date	Site	W-L	Score	Opponent	AP Ranks	OFRD	OFRK
9-20	H	W	42-0	Presbyterian		4-5-1	
9-26	A1	L	22-32	%Boston College		5-4	
10-4	H	L	14-16	Wake Forest		6-4	
10-11	A	L	0-18	%NC State		5-3-1	17
10-23	A	L	19-21	South Carolina		6-2-1	
10-31	A	L	6-21	%Georgia		7-4-1	#
11-8	A	W	35-7	Furman		2-7	
11-15	A	W	34-13	%Duke		2-8	
11-22	H	W	34-18	Auburn		2-7	

A1 - Boston, Mass. (Braves Field)

1948 (11-0 OVERALL, 5-0 SoCON, 1st)

Ranked No. 11 by AP

Head Coach - Frank Howard (9th Season)

Date	Site	W-L	Score	Opponent	AP Ranks	OFRD	OFRK
9-25	H	W	53-0	%Presbyterian		5-4	
10-2	H	W	6-0	%NC State		3-6-1	
10-9	A	W	21-7	Mississippi State		4-4-1	
10-21	A	W	13-7	South Carolina	14/-	3-5	
10-29	A1	W	26-19	%Boston College	13/-	5-2-2	
11-6	H	W	41-0	Furman	12/-	2-6-1	
11-13	A	W	21-14	Wake Forest	10/19	6-4	#20/-
11-20	H	W	42-0	Duquesne	9/-	2-7	
11-27	N2	W	7-6	Auburn	11/-	1-8-1	
12-4	A	W	20-0	The Citadel	10/-	2-7	
1-1	N3	W	24-23	Missouri	11/-	8-3	#

^ - first home night game; A1 - Boston, Mass. (Braves Field); N2 - Mobile, Ala.; N3 - Jacksonville, Fla. (Gator Bowl)

1949 (4-4-2 OVERALL, 2-2 SoCON, 8th)

Head Coach - Frank Howard (10th Season)

Date	Site	W-L	Score	Opponent	AP Ranks	OFRD	OFRK
9-17	H	W	69-7	%Presbyterian		5-4	
9-24	A	L	7-33	%Rice		10-1	#5/-
10-1	A	W	7-6	%NC State		3-7	

ALL-TIME RESULTS

1955 (7-3 OVERALL, 3-1 ACC, 3rd)

Head Coach - Frank Howard (16th Season)

Date	Site	W-L	Score	Opponent	AP Ranks	OFRD	OFRK
9-17	H	W	33-0	%Presbyterian		3-5-1	
9-24	A	W	20-7	*Virginia		1-9	
10-1	H	W	26-7	Georgia		4-6	
10-8	A	L	7-21	%Rice	16/-	2-7-1	
10-20	A	W	28-14	*South Carolina		3-6	
10-29	H	W	19-13	*Wake Forest		5-4-1	
11-5	N1	W	21-16	Virginia Tech		6-3-1	
11-12	H	L	12-25	*Maryland	-/2	10-1	#3/3
11-19	N2	L	0-21	Auburn	-/12	8-2-1	#8/8
11-26	A	W	40-20	Furman		1-9	

N1 - Roanoke, Va.; N2 - Mobile, Ala.

1956 (7-2-2 OVERALL, 4-0-1 ACC, 1st)

Ranked No. 19 by AP
Head Coach - Frank Howard (17th Season)

Date	Site	W-L	Score	Opponent	AP Ranks	OFRD	OFRK
9-22	H	W	27-7	%Presbyterian		4-6	
9-29	A	T	20-20	Florida	-/19	6-3-1	
10-6	A	W	13-7	*%NC State		3-7	
10-13	A	W	17-0	*Wake Forest		2-5-3	
10-25	A	W	7-0	*South Carolina	20/-	7-3	
11-3	H	W	21-6	Virginia Tech	13/16	7-2-1	
11-10	A	T	6-6	*Maryland	11/-	2-7-1	
11-16	A	L	0-21	*Miami (Fla.)	13/8	8-1-1	6/6
11-24	H	W	7-0	*Virginia		4-6	
12-1	H	W	28-7	Furman		2-8	
1-1	N1	L	21-27	Colorado	19/20	8-2-1	#20/18

N1 - Miami, Fla. (Orange Bowl)

1957 (7-3 OVERALL, 4-3 ACC, T-3rd)

Ranked No. 18 by UPI
Head Coach - Frank Howard (18th Season)

Date	Site	W-L	Score	Opponent	AP Ranks	OFRD	OFRK
9-21	H	W	66-0	Presbyterian		0-8-1	
9-28	A	L	0-26	*North Carolina		6-4	
10-5	H	L	7-13	*NC State	-/13	7-1-2	15/-
10-12	A	W	20-6	*Virginia		3-6-1	
10-24	A	W	13-0	*South Carolina		5-5	
11-2	A	W	20-7	%Rice		7-4	#8/7
11-9	H	W	26-7	*Maryland		5-5	
11-16	A	L	6-7	*Duke	14/11	6-3-2	#16/14
11-23	H	W	13-6	*Wake Forest		0-10	
11-30	A	W	45-6	Furman		3-7	

1958 (8-3 OVERALL, 5-1 ACC, 1st)

Ranked No. 12 by AP, No. 13 by UPI
Head Coach - Frank Howard (19th Season)

Date	Site	W-L	Score	Opponent	AP Ranks	OFRD	OFRK
9-20	H	W	20-15	*Virginia	18/-	1-9	
9-27	H	W	26-21	*North Carolina		6-4	
10-4	A	W	8-0	*Maryland	10/-	4-6	
10-11	A	W	12-7	%Vanderbilt	8/-	5-2-3	
10-23	A	L	6-26	*South Carolina	10/-	7-3	15/-
11-1	H	W	14-12	*Wake Forest	19/-	3-7	
11-8	A	L	0-13	Georgia Tech	17/19 ^u	5-4-1	
11-15	A	W	13-6	*NC State		2-7-1	
11-22	H	W	34-12	Boston College	16/-	7-3	
11-29	H	W	36-19	Furman	12/-	2-7	
1-1	N1	L	0-7	LSU	12/1	11-0	#1/1

N1 - New Orleans, La. (Sugar Bowl)

1959 (9-2 OVERALL, 6-1 ACC, 1st)

Ranked No. 11 by AP
Head Coach - Frank Howard (20th Season)

Date	Site	W-L	Score	Opponent	AP Ranks	OFRD	OFRK
9-19	A	W	20-18	*North Carolina	18/12	5-5	
9-26	A	W	47-0	*Virginia	5/-	0-10	
10-3	A	L	6-16	Georgia Tech	6/7	6-5	#
10-10	H	W	23-0	*NC State		1-9	
10-22	A	W	27-0	*South Carolina	17/-	6-4	
10-31	A	W	19-0	%Rice	12/-	1-7-2	
11-7	H	W	6-0	*Duke		10/-	4-6
11-14	H	L	25-28	*Maryland	11/-	5-5	
11-21	H	W	33-31	*Wake Forest	19/-	6-4	
11-28	A	W	56-3	Furman	14/-	3-7	
12-19	N1	W	23-7	TCU	11/7	8-3	#7/8

N1 - Houston, Texas (Bluebonnet Bowl)

1960 (6-4 OVERALL, 4-2 ACC, 4th)

Head Coach - Frank Howard (21st Season)

Date	Site	W-L	Score	Opponent	AP Ranks	OFRD	OFRK
9-24	A	W	28-7	*Wake Forest	9/-	2-8	
10-1	H	W	13-7	Virginia Tech	7/-	6-4	
10-8	H	W	21-7	*Virginia	8/-	0-10	
10-15	A	L	17-19	*Maryland	8/-	6-4	
10-22	A	L	6-21	*Duke	-/18 ^u	8-3	#10/11

10-29	A	L	20-22	Vanderbilt		3-7	
11-5	H	W	24-0	*North Carolina		3-7	
11-12	H	W	12-2	*South Carolina^		3-6-1	
11-19	A	L	14-25	Boston College		3-6-1	
11-26	H	W	42-14	Furman		5-4	

^ - first South Carolina game at Clemson

1961 (5-5 OVERALL, 3-3 ACC, T-3rd)

Head Coach - Frank Howard (22nd Season)

Date	Site	W-L	Score	Opponent	AP Ranks	OFRD	OFRK
9-23	A	L	17-21	Florida		4-5-1	
9-30	H	L	21-24	*Maryland		7-3	
10-7	A	W	27-0	*North Carolina		5-5	
10-14	H	L	13-17	*Wake Forest		4-6	
10-21	A	W	17-7	*Duke		7-3	#20/14
10-28	A	L	14-24	Auburn		6-4	
11-4	H	W	21-6	Tulane		2-8	
11-11	A	L	14-21	*South Carolina		4-6	
11-18	H	W	35-6	Furman		7-3	
11-25	H	W	20-0	*NC State		4-6	

1962 (6-4 OVERALL, 5-1 ACC, 2nd)

Head Coach - Frank Howard (23rd Season)

Date	Site	W-L	Score	Opponent	AP Ranks	OFRD	OFRK
9-22	A	L	9-26	Georgia Tech		7-3-1	#
9-29	A	W	7-0	*NC State		3-6-1	
10-6	A	W	24-7	*Wake Forest		0-10	
10-13	H	L	16-24	Georgia		3-4-3	
10-20	H	L	0-16	*Duke		8-2	-/14
10-27	H	L	14-17	Auburn	-/10 ^u	6-3-1	
11-3	H	W	17-6	*North Carolina		3-7	
11-10	A	W	44-3	Furman		4-6	
11-17	A	W	17-14	*Maryland		6-4	
11-24	H	W	20-17	*South Carolina		4-5-1	

1963 (5-4-1 OVERALL, 5-2 ACC, T-3rd)

Head Coach - Frank Howard (24th Season)

Date	Site	W-L	Score	Opponent	AP Ranks	OFRD	OFRK
9-21	A	L	14-31	Oklahoma	-/4	8-2	10/8
9-28	A	L	0-27	Georgia Tech	-/9	7-3	
10-5	H	L	3-7	*NC State		8-3	#
10-12	H	T	7-7	%Georgia		4-5-1	
10-19	A	L	30-35	*Duke		5-4	
10-26	A	W	35-0	*Virginia		2-7	
11-2	H	W	36-0	*Wake Forest		1-9	
11-9	A	W	11-7	*North Carolina		9-2	#-/19
11-16	H	W	21-6	*Maryland		3-7	
11-28	A	W	24-20	*South Carolina^		1-8	

^ - only South Carolina game played on Thanksgiving Day (moved from Nov. 23 due to the death of President John F. Kennedy)

1964 (3-7 OVERALL, 2-4 ACC, 7th)

Head Coach - Frank Howard (25th Season)

Date	Site	W-L	Score	Opponent	AP Ranks	OFRD	OFRK
9-19	H	W	28-0	Furman		3-7	
9-26	A	L	0-9	*NC State		5-5	
10-3	A	L	7-14	Georgia Tech		7-3	
10-10	A	L	7-19	Georgia		7-3-1	#
10-17	A	W	21-2	*Wake Forest		5-5	
10-24	A	L	10-14	TCU		4-6-4	
10-31	H	W	29-7	*Virginia		5-5	
11-7	H	L	0-29	*North Carolina		5-5	
11-14	A	L	0-34	*Maryland		5-5	
11-21	H	L	3-7	*South Carolina		3-5	

1965 (5-5 OVERALL, 4-3 ACC, T-1st)

Head Coach - Frank Howard (26th Season)

Date	Site	W-L	Score	Opponent	AP Ranks	OFRD	OFRK
9-18	H	W	21-7	*NC State		6-4	
9-25	A	W	20-14	*Virginia		4-6	
10-2	A	L	6-38	Georgia Tech		7-3-1	
10-9	A	L	9-23	Georgia	-/4	6-4	
10-16	A	W	3-2	*Duke		6-4	
10-23	H	W	3-0	TCU		6-5	#
10-30	H	W	26-13	*Wake Forest		3-7	
11-6	A	L	13-17	*North Carolina		4-6	
11-13	H	L	0-6	*Maryland		4-6	
11-20	A	L	16-17	*South Carolina		5-5	

1966 (6-4 OVERALL, 6-1 ACC, 1st)

Head Coach - Frank Howard (27th Season)

Date	Site	W-L	Score	Opponent	AP Ranks	OFRD	OFRK
9-24	H	W	40-35	*Virginia		4-6	
10-1	A	L	12-13	Georgia Tech	-/9	9-2	#8/8
10-8	A	L	0-26	Alabama	-/4	11-0	#3/3
10-15	H	W	9-6	*Duke		5-5	
10-22	A	L	0-30	Southern California	-/5	7-4	#-/18
10-29	A	W	23-21	*Wake Forest		3-7	
11-5	H	W	27-3	*North Carolina		2-8	

11-12	A	W	14-10	*Maryland		4-6	
11-19	A	L	14-23	*NC State		5-5	
11-26	H	W	35-10	*South Carolina		1-9	

1967 (6-4 OVERALL, 6-0 ACC, 1st)

Head Coach - Frank Howard (28th Season)

Date	Site	W-L	Score	Opponent	AP Ranks	OFRD	OFRK
9-23	H	W	23-6	*Wake Forest		4-6	
9-30	H	L	17-24	Georgia	-/5	7-4	#-/18
10-7	A	L	0-10	Georgia Tech		4-6	#
10-14	A	L	21-43	Auburn		6-4	
10-21	A	W	13-7	*Duke		4-6	
10-28	H	L	10-13	Alabama		8-2-1	#8/7
11-4	A	W	17-0	*North Carolina		2-8	
11-11	H	W	28-7	*Maryland		0-9	
11-18	H	W	14-6	*NC State	-/10	9-2	#-/17
11-25	A	W	23-12	*South Carolina		5-5	

1968 (4-5-1 OVERALL, 4-1-1 ACC, 2nd)

ALL-TIME RESULTS

11-18	A	L	17-42	*NC State	8-3	#17/-
11-25	H	W	7-6	\$South Carolina	4-7	

1973 (5-6 OVERALL, 4-2 ACC, 3rd)

Head Coach - Red Parker (1st Season)

Date	Site	W-L	Score	Opponent	AP Ranks	OFRD	OFRK
9-8	H	W	14-12	The Citadel		3-8	
9-22	A	L	14-31	Georgia		7-4-1	#
9-29	A	L	21-29	Georgia Tech		5-6	
10-6	H	L	15-30	Texas A&M		5-6	
10-13	H	W	32-27	*Virginia		4-7	
10-20	A	W	24-8	*Duke		2-8	
10-27	H	L	6-29	*NC State		9-3	#16/-
11-3	H	W	35-8	*Wake Forest		1-9	
11-10	A	W	37-29	*North Carolina		4-7	
11-17	H	L	13-28	*Maryland		8-4	#20/18
11-24	A	L	20-32	South Carolina		7-4	

1974 (7-4 OVERALL, 4-2 ACC, T-2nd)

Head Coach - Red Parker (2nd Season)

Date	Site	W-L	Score	Opponent	AP Ranks	OFRD	OFRK
9-14	A	L	0-24	Texas A&M	-/20	8-3	16/15
9-21	A	L	10-31	*%NC State	-/15	9-2-1	#11/9
9-28	H	W	21-17	Georgia Tech		6-5	
10-5	H	W	28-24	Georgia		6-6	#
10-12	A	L	0-41	*Maryland		8-4	#13/13
10-19	H	W	17-13	*Duke		6-5	
10-26	A	L	28-29	Tennessee		7-3-2	#20/15
11-2	A	W	21-9	*Wake Forest		1-10	
11-9	H	W	54-32	*North Carolina		7-5	#
11-16	H	W	28-9	*Virginia		4-7	
11-23	H	W	39-21	South Carolina		4-7	

1975 (2-9 OVERALL, 2-3 ACC, 5th)

Head Coach - Red Parker (3rd Season)

Date	Site	W-L	Score	Opponent	AP Ranks	OFRD	OFRK
9-13	H	L	13-17	Tulane			
9-20	A	L	0-56	%Alabama	-/14	11-1	#3/3
9-27	A	L	28-33	Georgia Tech		7-4	
10-4	A	L	7-35	Georgia		9-3	#19/19
10-11	H	W	16-14	*Wake Forest		3-8	
10-18	A	L	21-25	*Duke		4-5-2	
10-25	H	L	7-45	*NC State		7-4-1	
11-1	H	L	7-43	Florida State		3-8	
11-8	A	W	38-35	*North Carolina		3-7-1	
11-15	H	L	20-22	*Maryland		9-2-1	#13/11
11-22	A	L	20-56	South Carolina		7-5	#

1976 (3-6-2 OVERALL, 0-4-1 ACC, 7th)

Head Coach - Red Parker (4th Season)

Date	Site	W-L	Score	Opponent	AP Ranks	OFRD	OFRK
9-11	H	W	10-7	The Citadel		6-5	
9-18	H	L	0-41	Georgia	-/9	10-2	#10/10
9-25	A	T	24-24	%Georgia Tech		4-6-1	
10-2	A	L	19-21	Tennessee		6-5	
10-9	A	L	14-20	*Wake Forest		5-6	
10-16	H	T	18-18	*Duke		5-5	
10-23	A	L	21-38	*NC State		3-7	
10-30	A	W	15-12	%Florida State		5-6	
11-6	H	L	23-27	*North Carolina		9-3	#
11-13	A	L	0-20	*Maryland	-/6	11-1	#8/11
11-20	H	W	28-9	\$South Carolina		6-5	

1977 (8-3-1 OVERALL, 4-1-1 ACC, 2nd)

Ranked No. 19 by AP

Head Coach - Charley Pell (1st Season)

Date	Site	W-L	Score	Opponent	AP Ranks	OFRD	OFRK
9-10	H	L	14-21	*Maryland	-/10	8-4	#
9-17	A	W	7-6	Georgia	-/17	5-6	
9-24	A	W	31-14	Georgia Tech		6-5	
10-1	A	W	31-13	%Virginia Tech		3-7-1	
10-8	H	W	31-0	*\$Virginia		1-9-1	
10-15	A	W	17-11	*Duke		5-6	
10-22	H	W	7-3	*NC State	20/-	8-4	#-/19
10-29	H	W	26-0	*Wake Forest	16/-	1-10	
11-5	A	T	13-13	*North Carolina	13/-	8-3-1	#17/14
11-12	H	L	17-21	Notre Dame	15/5	11-1	#1/1
11-19	A	W	31-27	South Carolina	15/-	5-7	
12-30	N1	L	3-34	%Pittsburgh	11/10	9-2-1	#8/7

N1 - Jacksonville, Fla. (Gator Bowl)

1978 (11-1 OVERALL, 6-0 ACC, 1st)

Ranked No. 6 by AP, No. 6 by UPI

Head Coach (Games 1-11) - Charley Pell (2nd Season)

Head Coach (Game 12) - Danny Ford (1st Season)

Date	Site	W-L	Score	Opponent	AP Ranks	OFRD	OFRK
9-16	H	W	58-3	The Citadel		5-6	
9-23	A	L	0-12	Georgia	8/-	9-2-1	#16/15
9-30	H	W	31-0	Villanova		5-6	

10-7	H	W	38-7	Virginia Tech		4-7	
10-14	A	W	30-14	*Virginia		2-9	
10-21	H	W	28-8	*Duke		4-7	
10-28	A	W	33-10	*NC State	20/-	9-3	#18/19
11-4	A	W	51-6	*Wake Forest	16/-	1-10	
11-11	H	W	13-9	*North Carolina	15/-	5-6	
11-18	A	W	28-24	*Maryland	12/11	9-3	#20/-
11-25	H	W	41-23	South Carolina	10/-	5-5-1	
12-29	N1	W	17-15	%Ohio State	7/20	7-4-1	#

N1 - Jacksonville, Fla. (Gator Bowl)

1979 (8-4 OVERALL, 4-2 ACC, T-2nd)

Head Coach - Danny Ford (2nd Season, 1st Full Season)

Date	Site	W-L	Score	Opponent	AP Ranks	OFRD	OFRK
9-8	H	W	21-0	Furman		5-6	
9-15	H	L	0-19	*Maryland		7-4	
9-22	H	W	12-7	Georgia		6-5	
10-6	H	W	17-7	*Virginia		2-8	
10-13	A	W	21-0	Virginia Tech		5-6	
10-20	A	W	28-10	*Duke		2-8	
10-27	H	L	13-16	*NC State		7-4	
11-3	H	W	31-0	*Wake Forest	-/14	8-4	#
11-10	A	W	19-10	*North Carolina	18/-	8-3	#15/14
11-17	A	W	16-10	Notre Dame	14/-	7-4	
11-24	A	L	9-13	South Carolina	13/19	8-4	#
12-31	N1	L	18-24	Baylor	18/19	8-4	#14/15

N1 - Atlanta, Ga. (Peach Bowl)

1980 (6-5 OVERALL, 2-4 ACC, T-4th)

Head Coach - Danny Ford (3rd Season, 2nd Full Season)

Date	Site	W-L	Score	Opponent	AP Ranks	OFRD	OFRK
9-13	H	W	19-3	Rice		5-6	
9-20	A	L	16-20	Georgia	-/10	12-0	#1/1
9-27	H	W	17-10	Western Carolina		3-7-1	
10-4	H	W	13-10	Virginia Tech		8-4	#
10-11	A	W	27-24	*Virginia		4-7	
10-18	H	L	17-34	*Duke		2-9	
10-25	A	L	20-24	*\$NC State		6-5	
11-1	A	W	35-33	*Wake Forest		5-6	
11-8	H	L	19-24	*North Carolina	-/14	11-1	#10/9
11-15	A	L	7-34	*Maryland		8-4	#
11-22	H	W	27-6	South Carolina	-/14	8-4	#

1981 (12-0 OVERALL, 6-0 ACC, 1st)

National Champion

Ranked No. 1 by AP, No. 1 by UPI

Head Coach - Danny Ford (4th Season, 3rd Full Season)

Date	Site	W-L	Score	Opponent	AP Ranks	OFRD	OFRK
9-5	H	W	45-10	Wofford		6-5	
9-12	A	W	13-5	%Tulane		6-5	
9-19	H	W	13-3	Georgia	-/4	10-2	#6/5
10-3	A	W	21-3	Kentucky	14/-	3-8	
10-10	H	W	27-0	*Virginia	9/-	1-10	
10-17	A	W	38-10	*Duke	6/-	6-5	
10-24	H	W	17-7	*NC State	4/-	4-7	
10-31	H	W	82-24	*Wake Forest	3/-	4-7	
11-7	A	W	10-8	*North Carolina	2/8	10-2	#9/8
11-14	H	W	21-7	*Maryland	2/-	4-7	
11-21	A	W	29-13	South Carolina	2/-	6-6	
1-1	N1	W	22-15	%Nebraska	1/4	9-3	#11/9

N1 - Miami, Fla. (Orange Bowl)

1982 (9-1-1 OVERALL, 6-0 ACC, 1st)

Ranked No. 8 by AP

Head Coach - Danny Ford (5th Season, 4th Full Season)

Date	Site	W-L	Score	Opponent	AP Ranks	OFRD	OFRK
9-6	A	L	7-13	%Georgia	11/7	11-1	#4/4
9-18	H	T	17-17	Boston College	16/-	8-3-1	#
9-25	H	W	21-10	Western Carolina		6-5	
10-2	H	W	24-6	Kentucky		0-10-1	
10-9	A	W	48-0	*\$Virginia		2-9	
10-16	H	W	49-14	*Duke	20/-	6-5	
10-23	A	W	38-29	*NC State	18/-	6-5	
11-6	H	W	16-13	*North Carolina	13/18	8-4	#18/13
11-13	A	W	24-22	*Maryland	11/18	8-4	#20/20
11-20	H	W	24-6	South Carolina	10/-	4-7	
11-28	N1	W	21-17	*Wake Forest	10/-	3-8	

N1 - Tokyo, Japan

1983 (9-1-1 OVERALL, 7-0 ACC)

Ranked No. 10 by USA Today, No. 11 by AP

Head Coach - Danny Ford (6th Season, 5th Full Season)

Date	Site	W-L	Score	Opponent	AP Ranks	OFRD	OFRK
9-3	H	W	44-10	%Western Carolina		11-3	
9-10	A	L	16-31	%Boston College		9-3	#19/20
9-17	H	T	16-16	Georgia	-/11	10-1-1	#4/4
9-24	H	W	41-14	*Georgia Tech		3-8	
10-8	H	W	42-21	*Virginia		6-5	
10-15	A	W	38-31	*Duke		3-8	

10-22	H	W	27-17	*NC State		3-8	
10-29	H	W	24-17	*Wake Forest		4-7	
11-5	A	W	16-3	*North Carolina	-/10	8-4	#
11-12	H	W	52-27	*Maryland	17/11	8-4	#
11-19	A	W	22-13	South Carolina	13/-	5-6	

Note: Not eligible for ACC title.

1984 (7-4 OVERALL, 5-2 ACC)

Head Coach - Danny Ford (7th Season, 6th Full Season)

Date	Site	W-L	Score	Opponent	AP Ranks	OFRD	OFRK
9-1	H	W	40-7	App State	4/-	4-7	
9-8	A	W	55-0	*Virginia	3/-	8-4	#20/17
9-22	A	L	23-26	Georgia	2/20	7-4-1	#
9-29	A	L	21-28	*Georgia Tech	13/20	6-4	
10-6	H	W	20-12	*North Carolina		5-5-1	
10-20	H	W	54-21	*Duke		2-9	
10-27	A	W	35-34	*NC State		3-8	
11-3	H	W	37-14	*Wake Forest		6-5	
11-10	H	W	17-10	Virginia Tech		8-4	#
11-17	A	L	23-41	*Maryland	20/-	9-3	#12/11
11-24	H	L	21-22	South Carolina	-/9	10-2	#11/13

A1 - Baltimore, Md.; Note: Not eligible for ACC title.

1985 (6-6 OVERALL, 4-3 ACC, T-3rd)

Head Coach - Danny Ford (8th Season, 7th Full Season)

Date	Site	W-L	Score	Opponent	AP Ranks	OFRD	OFRK
9-14	A	W	20-17	Virginia Tech		6-5	
9-21	H	L	13-20	Georgia		7-3-2	#
9-28	H	L	3-14	*Georgia Tech		9-2	#19/18
10-5	A	L	7-26	%Kentucky		5-6	
10-12	H	W	27-24	*Virginia		6-5	
10-19	A	W	21-9	*Duke		4-7	
10-26	H	W	39-10	*NC State			

ALL-TIME RESULTS

11-12	A	W	49-25	*Maryland	16/-	5-6
11-19	H	W	29-10	South Carolina	15/25	8-4
1-2	N1	W	13-6	Oklahoma	9/10	9-3 #14/14

N1 - Orlando, Fla. (Citrus Bowl)

1989 (10-2 OVERALL, 5-2 ACC, 3rd)

Ranked No. 11 by UPI, No. 12 by AP, No. 12 by USA Today
Head Coach - Danny Ford (12th Season, 11th Full Season)

Date	Site	W-L	Score	Opponent	AP Ranks	OFRD	OFRK
9-2	H	W	30-0	Furman	12/-	12-2	
9-9	A	W	34-23	%Florida State	10/16	10-2	#3/2
9-16	A	W	27-7	%Virginia Tech	7/-	6-4-1	
9-23	H	W	31-7	*Maryland	7/-	3-7	
9-30	A	L	17-21	*\$Duke	7/-	8-4	
10-7	H	W	34-20	*Virginia	15/-	10-3	#18/15
10-14	H	L	14-30	*Georgia Tech	14/-	7-4	
10-21	H	W	30-10	*NC State	-1/2	7-5	#
10-28	H	W	44-10	*Wake Forest	22/-	2-8	
11-4	A	W	35-3	*North Carolina	21/-	1-10	
11-18	A	W	45-0	%South Carolina	15/-	6-4-1	
12-30	N1	W	27-7	%West Virginia	14/17	8-3-1	#21/-

N1 - Jacksonville, Fla. (Gator Bowl)

1990 (10-2 OVERALL, 5-2 ACC, T-2nd)

Ranked No. 9 by AP, No. 9 by UPI, No. 9 by USA Today
Head Coach - Ken Hatfield (1st Season)

Date	Site	W-L	Score	Opponent	AP Ranks	OFRD	OFRK
9-1	H	W	59-0	Long Beach State	10/-	6-5	
9-8	A	L	7-20	*Virginia	9/14	8-4	#23/15
9-15	A1	W	18-17	*Maryland	10/-	6-5	
9-22	H	W	48-0	App State	17/-	6-5	
9-29	H	W	26-7	*Duke	19/-	4-7	
10-6	H	W	34-3	Georgia	16/-	4-7	
10-13	A	L	19-21	*Georgia Tech	15/18	11-0-1	#2/1
10-20	A	W	24-17	*NC State	22/-	7-5	#
10-27	A	W	24-6	*Wake Forest	19/-	3-8	
11-3	H	W	20-3	*North Carolina	18/24 ^u	6-5	
11-17	H	W	24-15	South Carolina	17/-	6-5	
1-1	N2	W	30-0	Illinois	14/16	8-4	#25/24

A1 - Baltimore, Md.; N2 - Tampa, Fla. (Hall of Fame Bowl)

1991 (9-2-1 OVERALL, 6-0-1 ACC, 1st)

Ranked No. 17 by USA Today, No. 18 by AP
Head Coach - Ken Hatfield (2nd Season)

Date	Site	W-L	Score	Opponent	AP Ranks	OFRD	OFRK
9-7	H	W	34-0	App State	8/-	8-4	
9-21	H	W	37-7	Temple	8/-	2-9	
9-28	H	W	9-7	*Georgia Tech	7/19	8-5	#
10-5	A	L	12-27	%Georgia	6/-	9-3	#17/20
10-12	H	T	20-20	*Virginia	18/-	8-3	#
10-26	H	W	29-19	*NC State	19/12	9-3	#
11-2	H	W	28-10	*Wake Forest	16/-	3-8	
11-9	A	W	21-6	*%North Carolina	15/-	7-4	
11-16	H	W	40-7	*Maryland	15/-	2-9	
11-23	A	W	41-24	South Carolina	14/-	3-6-2	
12-1	N1	W	33-21	*Duke	13/-	4-7	
1-1	N2	L	13-37	California	13/14	10-2	#8/8

N1 - Tokyo, Japan; N2 - Orlando, Fla. (Citrus Bowl)

1992 (5-6 OVERALL, 3-5 ACC, 7th)

Head Coach - Ken Hatfield (3rd Season)

Date	Site	W-L	Score	Opponent	AP Ranks	OFRD	OFRK
9-5	H	W	24-10	Ball State	13/-	5-6	
9-12	H	L	20-24	*%Florida State	15/5	11-1	#2/2
9-26	A	L	16-20	*%Georgia Tech	16/-	5-6	
10-3	H	W	54-3	Chattanooga	25/-	2-9	
10-10	A	W	29-28	*Virginia	25/10	7-4	
10-17	H	W	21-6	*Duke	19/-	2-9	
10-24	A	L	6-20	*NC State	18/23	9-3	#17/17
10-31	A	L	15-18	*Wake Forest		8-4	#25/-
11-7	H	W	40-7	*North Carolina	-1/8	9-3	#19/18
11-14	A	L	23-53	*Maryland		3-8	
11-21	H	L	13-24	South Carolina		5-6	

1993 (9-3 OVERALL, 5-3 ACC, 3rd)

Ranked No. 22 by USA Today, No. 23 by AP
Head Coach (Games 1-11) - Ken Hatfield (4th Season)
Head Coach (Game 12) - Tommy West (1st Season)

Date	Site	W-L	Score	Opponent	AP Ranks	OFRD	OFRK
9-4	H	W	24-14	\$UNLV	22/-	3-8	
9-11	A	L	0-57	*Florida State	21/1	12-1	#1/1
9-25	H	W	16-13	*Georgia Tech		5-6	
10-2	H	W	20-14	*NC State	-2/4	7-5	#
10-9	A	W	13-10	*Duke		3-8	
10-16	H	L	16-20	*\$Wake Forest		2-9	
10-23	H	W	27-0	East Tennessee State		5-6	
10-30	H	W	29-0	*\$Maryland		2-9	
11-6	A	L	0-24	*%North Carolina	-1/6	10-3	#21/20
11-13	H	W	23-14	*Virginia	-1/8	7-5	#

11-20	A	W	16-13	South Carolina	24/-	4-7
12-31	N1	W	14-13	%Kentucky	23/-	6-6

N1 - Atlanta, Ga. (Peach Bowl)

1994 (5-6 OVERALL, 4-4 ACC, 5th)

Head Coach - Tommy West (2nd Season, 1st Full Season)

Date	Site	W-L	Score	Opponent	AP Ranks	OFRD	OFRK
9-3	H	W	27-6	Furman	24/-	3-8	
9-10	H	L	12-29	*NC State	22/-	9-3	#17/17
9-17	A	L	6-9	*Virginia		9-3	#15/13
10-1	H	W	13-0	*Maryland		4-7	
10-8	A	L	14-40	Georgia		6-4-1	
10-15	A	L	13-19	*Duke	-2/5	8-4	#
10-22	A	L	0-17	*Florida State	-7	11-1	#4/5
10-29	H	W	24-8	*Wake Forest		3-8	
11-5	A	W	28-17	*North Carolina	-1/9	8-4	#-2/1
11-12	H	W	20-10	*Georgia Tech		1-10	
11-19	H	L	7-33	South Carolina		7-5	#

1995 (8-4 OVERALL, 6-2 ACC, 3rd)

Head Coach - Tommy West (3rd Season, 2nd Full Season)

Date	Site	W-L	Score	Opponent	AP Ranks	OFRD	OFRK
9-2	H	W	55-9	Western Carolina		3-7	
9-9	H	L	26-45	*Florida State	-1	10-2	#4/5
9-16	A	W	29-14	*\$Wake Forest		1-10	
9-23	H	L	3-22	*\$Virginia	-1/1	9-4	#16/16
9-30	A	W	43-22	*NC State		3-8	
10-7	H	L	17-19	%Georgia		6-6	#
10-21	A	W	17-0	*Maryland		6-5	
10-28	A	W	24-3	*Georgia Tech		6-5	
11-4	H	W	17-10	*North Carolina		7-5	#
11-11	H	W	34-17	*\$Duke	24/-	3-8	
11-18	A	W	38-17	South Carolina	24/-	4-6-1	
1-1	N1	L	0-41	\$Syracuse	23/-	9-3	#19/17

N1 - Jacksonville, Fla. (Gator Bowl)

1996 (7-5 OVERALL, 6-2 ACC, 2nd)

Head Coach - Tommy West (4th Season, 3rd Full Season)

Date	Site	W-L	Score	Opponent	AP Ranks	OFRD	OFRK
8-31	A	L	0-45	*North Carolina		10-2	#10/10
9-7	H	W	19-3	Furman		9-4	
9-21	A	L	24-38	*Missouri		5-6	
9-28	H	W	21-10	*\$Wake Forest		3-8	
10-5	A	L	3-34	*%Florida State	-2	11-1	#3/3
10-12	A	W	13-6	*Duke		0-11	
10-19	H	W	28-25	*Georgia Tech	-2/2	5-6	
11-2	H	W	35-3	*Maryland		5-6	
11-9	A	W	24-16	*Virginia	-1/5	7-5	#
11-16	H	W	40-17	*NC State		3-8	
11-23	H	L	31-34	South Carolina	22/-	5-6	
12-28	N1	L	7-10	%LSU	-1/7	10-2	#12/-

N1 - Atlanta, Ga. (Peach Bowl)

1997 (7-5 OVERALL, 4-4 ACC, 5th)

Head Coach - Tommy West (5th Season, 4th Full Season)

Date	Site	W-L	Score	Opponent	AP Ranks	OFRD	OFRK
9-6	H	W	23-12	App State	18/-	7-4	
9-13	A	W	19-17	*NC State	19/25 ^u	6-5	
9-20	H	L	28-35	*Florida State	16/5	11-1	#3/3
9-27	A	L	20-23	*\$Georgia Tech	17/-	7-5	#
10-4	H	W	39-7	Texas El-Paso		4-7	
10-11	H	L	7-21	*%Virginia		7-4	
10-25	A	W	20-9	*Maryland		2-9	
11-1	A	W	33-16	*Wake Forest		5-6	
11-8	H	W	29-20	*Duke ^{on}		2-9	
11-15	H	L	10-17	*North Carolina	-8	11-1	#6/4
11-22	A	W	47-21	%South Carolina		5-6	
1-2	N1	L	17-21	%Auburn	-1/3	10-3	#11/11

N1 - Atlanta, Ga. (Peach Bowl)

1998 (3-8 OVERALL, 1-7 ACC, 8th)

Head Coach - Tommy West (6th Season, 5th Full Season)

Date	Site	W-L	Score	Opponent	AP Ranks	OFRD	OFRK
9-5	H	W	33-0	Furman		5-6	
9-12	H	L	0-37	Virginia Tech		9-3	#23/19
9-19	A	L	18-20	*Virginia	-1/0	9-3	#18/18
9-26	H	L	19-29	*Wake Forest		3-8	
10-3	A	L	14-21	*North Carolina		7-5	#
10-10	H	W	23-0	*Maryland		3-8	
10-17	A	L	0-48	*%Florida State	-6	11-2	#3/3
10-24	A	L	23-28	*Duke		4-7	
10-31	H	L	39-46	*NC State		7-5	#
11-12	H	L	21-24	*%Georgia Tech	-2/2	10-2	#9/9
11-21	H	W	28-19	*South Carolina		1-10	

1999 (6-6 OVERALL, 5-3 ACC, 2nd)

Head Coach - Tommy Bowden (1st Season)

Date	Site	W-L	Score	Opponent	AP Ranks	OFRD	OFRK
9-4	H	L	10-13	%Marshall		13-0	#10/10

9-11	H	W	33-14	*Virginia	-2/2	7-5	#
9-23	A	L	11-31	%Virginia Tech	-8	11-1	#2/3
10-2	H	W	31-20	*North Carolina		3-8	
10-9	A	L	31-35	*%NC State		6-6	
10-16	A	W	42-30	*Maryland		5-6	
10-23	H	L	14-17	*%Florida State	-1	12-0	#1/1
10-30	A	W	12-3	*Wake Forest		7-5	#
11-6	H	W	58-7	*Duke		3-8	
11-13	A	L	42-45	*Georgia Tech	-1/3	8-4	#20/21
11-20	A	W	31-21	South Carolina		0-11	
12-30	N1	L	7-17	%Mississippi State	-1/5	10-2	#13/12

N1 - Atlanta, Ga. (Peach Bowl)

2000 (9-3 OVERALL, 6-2 ACC, 2nd)

Ranked No. 14 by USA Today, No. 16 by AP
Head Coach - Tommy Bowden (2nd Season)

Date	Site	W-L	Score	Opponent	AP Ranks	OFRD	OFRK
9-2	H	W	38-0	%The Citadel	17/-	2-9	
9-9	H	W	62-9	Missouri	17/-	3-8	
9-16	H	W	55-7	*Wake Forest	16/-	2-9	
9-23	A	W	31-10	*Virginia	11/-	6-6	#
9-30	A	W	52-22	*Duke	7/-	0-11	
10-7	H	W	34-27	*NC State	5/-	8-4	#
10-14	H	W	35-14	*Maryland	5/-	5-6	
10-21	A	W	38-24	*North Carolina	5/-	6-5	
10-28	H	L	28-31	*Georgia Tech	5/-	9-3	#17/19
11-4	A	L	7-54	*%Florida State	10/4	11-2	#5/4
11-18	H	W	16-14	South Carolina	16/25	8-4	#19/21
1-1	N1	L	20-41	Virginia Tech	16/6	11-1	#6/6

N1 - Jacksonville, Fla. (Gator Bowl)

2001 (7-5 OVERALL, 4-4 ACC, T-4th)

Head Coach - Tommy Bowden (3rd Season)

Date	Site	W-L	Score	Opponent	AP Ranks	OFRD	OFRK
9-1	H	W	21-13	UCF	18/-	6-5	
9-8	H	W	38-14	Wofford	20/-	4-7	
9-22	H	L	24-26	*Virginia	19/-	5-7	
9-29	A	W	47-44	*Georgia Tech ^{on}	25 ^u /9	8-5	#24/-
10-13	A	W	45-37	*NC State	16/-	7-5	#
10-20	H	L	3-38	*North Carolina	13/-	8-5	#

ALL-TIME RESULTS

9-11	H	L	24-28	*%Georgia Tech	20/-	7-5	#
9-18	A	L	6-27	%Texas A&M		7-5	#
9-25	A	L	22-41	*Florida State	-/8	9-3	#15/14
10-7	A	L	10-30	*%Virginia	-/10	8-4	#23/23
10-16	H	W	35-6	Utah State		3-8	
10-23	H	W	10-7	*Maryland		5-6	
10-30	H	W	26-20	*NC State		5-6	
11-6	A	W	14-17	*%\$Miami (Fla.) ^(OT)	-/11	9-3	#11/11
11-13	A	L	13-16	*Duke		2-9	
11-20	H	W	29-7	South Carolina		6-5	

2005 (8-4 OVERALL, 4-4 ACC, 3rd (ATLANTIC))

Ranked No. 21 by AP, No. 21 by USA Today
Head Coach - Tommy Bowden (7th Season)

Date	Site	W-L	Score	Opponent	AP Ranks	OFRD	OFRK
9-3	H	W	25-24	%Texas A&M	-/17	5-6	
9-10	A	W	28-24	*Maryland	25/-	5-6	
9-17	H	L	30-36	*Miami (Fla.) ^(3OT)	20/13	9-3	#17/18
9-24	H	L	13-16	*Boston College ^(OT)	-/25 ^U	9-3	#18/17
10-1	A	L	27-31	*Wake Forest		5-6	
10-13	A	W	31-10	*%NC State		7-5	#
10-22	H	W	37-7	Temple		0-11	
10-29	A	L	9-10	*Georgia Tech		7-5	#
11-5	H	W	49-20	*Duke		1-10	
11-12	H	W	35-14	*Florida State	-/17	8-5	#22/23
11-19	A	W	13-9	%South Carolina	-/19	7-5	#
12-27	N1	W	19-10	%Colorado	23/-	7-6	#

N1 - Orlando, Fla. (Champs Sports Bowl)

2006 (8-5 OVERALL, 5-3 ACC, T-2nd (ATLANTIC))

Head Coach - Tommy Bowden (8th Season)

Date	Site	W-L	Score	Opponent	AP Ranks	OFRD	OFRK
9-2	H	W	54-6	Florida Atlantic	18/-	5-7	
9-9	A	L	33-34	*Boston College ^(2OT)	18/-	10-3	#20/20
9-16	A	W	27-20	*%Florida State	-/9	7-6	#
9-23	H	W	52-7	*North Carolina	19/-	3-9	
9-30	H	W	51-0	%Louisiana Tech	18/-	3-10	
10-7	A	W	27-17	*Wake Forest	15/-	11-3	#18/17
10-12	N1	W	63-9	%Temple	12/-	1-11	
10-21	H	W	31-7	*%Georgia Tech	12/13	9-5	#
10-26	A	L	7-24	*%Virginia Tech	10/-	10-3	#19/18
11-4	H	L	12-13	*Maryland	19/-	9-4	#
11-11	H	W	20-14	*NC State		3-9	
11-25	H	L	28-31	South Carolina	24/-	8-5	#
12-29	N2	L	20-28	Kentucky		8-5	#

N1 - Charlotte, N.C.; N2 - Nashville, Tenn. (Music City Bowl)

2007 (9-4 OVERALL, 5-3 ACC, T-2nd (ATLANTIC))

Ranked No. 21 by AP, No. 22 by USA Today
Head Coach - Tommy Bowden (9th Season)

Date	Site	W-L	Score	Opponent	AP Ranks	OFRD	OFRK
9-3	H	W	24-18	*%Florida State	-/19	7-6	#
9-8	H	W	49-26	ULM	25/-	6-6	
9-15	H	W	38-10	Furman	20/-	6-5	
9-22	A	W	42-20	*NC State	15/-	5-7	
9-29	A	L	3-13	*Georgia Tech	13/-	7-6	#
10-6	H	L	23-41	*%\$Virginia Tech	22/15	11-3	#9/9
10-20	H	W	70-14	Central Michigan		8-6	#
10-27	A	W	30-17	*Maryland		6-7	#
11-3	A	W	47-10	*Duke	25/-	1-11	
11-10	H	W	44-10	*Wake Forest	20/-	9-4	#
11-17	H	L	17-20	*%Boston College	15/18	11-3	#10/11
11-24	A	W	23-21	%South Carolina	21/-	6-6	
12-31	N1	L	20-23	%Auburn ^(OT)	15/22	9-4	#15/14

N1 - Atlanta, Ga. (Chick-fil-A Bowl)

2008 (7-6 OVERALL, 4-4 ACC, T-3rd (ATLANTIC))

Head Coach (Games 1-6) - Tommy Bowden (10th Season)
Head Coach (Game 7-13) - Dabo Swinney (1st Season)

Date	Site	W-L	Score	Opponent	AP Ranks	OFRD	OFRK
8-30	N1	L	10-34	%Alabama	9/24	12-2	#6/6
9-6	H	W	45-17	The Citadel	22 ^U /-	4-8	
9-13	H	W	27-9	*NC State	23 ^U /-	6-7	#
9-20	H	W	54-0	South Carolina State	23/-	10-3	#
9-27	H	L	17-20	*Maryland	20/-	8-5	#
10-9	A	L	7-12	*%Wake Forest	-/21	8-5	#
10-18	H	L	17-21	*Georgia Tech		9-4	#22/22
11-1	A	W	27-21	*Boston College		9-5	#
11-8	A	L	27-41	*Florida State	-/24	9-4	#21/23
11-15	H	W	31-7	*Duke		4-8	
11-22	A	W	13-3	*Virginia		5-7	
11-29	H	W	31-14	\$South Carolina		7-6	#
1-1	N2	L	21-26	Nebraska		9-4	#

N1 - Atlanta, Ga.; N2 - Jacksonville, Fla. (Gator Bowl)

2009 (9-5 OVERALL, 6-2 ACC, 1st (ATLANTIC))

Ranked No. 24 by AP
Head Coach - Dabo Swinney (2nd Season, 1st Full Season)

Date	Site	W-L	Score	Opponent	AP Ranks	OFRD	OFRK
9-5	H	W	37-14	%\$Middle Tennessee	10-3		#
9-10	A	L	27-30	*%Georgia Tech	-/15	11-3	#13/13
9-19	H	W	25-7	*\$Boston College		8-5	#
9-26	H	L	10-14	\$TCU	-/15	12-1	#6/6
10-3	A	L	21-24	*Maryland		2-10	
10-17	H	W	38-3	*\$Wake Forest		5-7	
10-24	A	W	40-37	*Miami (Fla.) ^(OT)	-/8	9-4	#19/19
10-31	H	W	49-3	\$Coastal Carolina		5-6	
11-7	H	W	40-24	*%Florida State		7-6	#
11-14	A	W	43-23	*NC State	24/-	5-7	
11-21	H	W	34-21	*Virginia	18/-	3-9	
11-28	A	L	17-34	South Carolina	15/-	7-6	#
12-5	N1	L	34-39	%Georgia Tech	25/12	11-3	#13/13
12-27	N2	W	21-13	%Kentucky		7-6	#

N1 - Tampa, Fla. (ACC Championship Game); N2 - Nashville, Tenn. (Music City Bowl)

2010 (6-7 OVERALL, 4-4 ACC, T-4th (ATLANTIC))

Head Coach - Dabo Swinney (3rd Season, 2nd Full Season)

Date	Site	W-L	Score	Opponent	AP Ranks	OFRD	OFRK
9-4	H	W	35-10	North Texas		3-9	
9-11	H	W	58-21	Presbyterian		2-9	
9-18	A	L	24-27	%Auburn ^(OT)	-/16	14-0	#1/1
10-2	H	L	21-30	*Miami (Fla.)	-/16	7-6	#
10-9	A	L	16-21	*North Carolina		8-5	#
10-16	H	W	31-7	*Maryland		9-4	#23/24
10-23	H	W	27-13	*Georgia Tech		6-7	#
10-30	A	L	10-16	*Boston College		7-6	#
11-6	H	W	14-13	*NC State	-/23	9-4	#25/25
11-13	A	L	13-16	*%Florida State		10-4	#17/16
11-20	A	W	30-10	*Wake Forest		3-9	
11-27	H	L	7-29	*South Carolina	-/18	9-5	#22/22
12-31	N1	L	26-31	South Florida		8-5	#

N1 - Charlotte, N.C. (Meineke Car Care Bowl)

2011 (10-4 OVERALL, 6-2 ACC, 1st (ATLANTIC))

Ranked No. 22 by AP, No. 22 by USA Today
Head Coach - Dabo Swinney (4th Season, 3rd Full Season)

Date	Site	W-L	Score	Opponent	AP Ranks	OFRD	OFRK
9-3	H	W	43-19	Troy		3-9	
9-10	H	W	35-27	Wofford		8-4	
9-17	H	W	38-24	Auburn	-/21	8-5	#
9-24	H	W	35-30	*Florida State	21/11	9-4	#23/23
10-1	A	W	23-3	*%\$Virginia Tech	13/11	11-3	#21/17
10-8	H	W	36-14	*Boston College	8/-	4-8	
10-15	A	W	56-45	*%Maryland	8/-	2-10	
10-22	H	W	59-38	*North Carolina	8/-	7-6	#
10-29	A	L	17-31	*%Georgia Tech	6/-	8-5	#
11-12	H	W	31-28	*Wake Forest	9/-	6-7	#
11-19	A	L	13-37	*NC State	7/-	8-5	#
11-26	A	L	13-34	%South Carolina	18/14	11-2	#9/8
12-3	N1	W	38-10	%Virginia Tech	21/5	11-3	#21/17
1-4	N2	L	33-70	%West Virginia	14/23	10-3	#17/18

N1 - Charlotte, N.C. (ACC Championship Game); N2 - Miami Gardens, Fla. (Orange Bowl)

2012 (11-2 OVERALL, 7-1 ACC, T-1st (ATLANTIC))

Ranked No. 9 by USA Today, No. 11 by AP
Head Coach - Dabo Swinney (5th Season, 4th Full Season)

Date	Site	W-L	Score	Opponent	AP Ranks	OFRD	OFRK
9-1	N1	W	26-19	%Auburn	14/25 ^U	3-9	
9-8	H	W	52-27	Ball State	12/-	9-4	#
9-15	H	W	41-7	Furman	11/-	3-8	
9-22	A	L	37-49	*%Florida State	10/4	12-2	#10/8
9-29	A	W	45-31	*Boston College	17/-	2-10	
10-6	H	W	47-31	*Georgia Tech	15/-	7-7	#
10-20	H	W	38-17	*Virginia Tech	14/-	7-6	#
10-25	A	W	42-13	*%Wake Forest	14/-	5-7	
11-3	A	W	56-20	*Duke	10/-	6-7	#
11-10	H	W	45-10	*Maryland	10/-	4-8	#
11-17	H	W	62-48	*NC State	11/-	7-6	#
11-24	H	L	17-27	%South Carolina	12/13	11-2	#8/7
12-31	N2	W	25-24	%LSU	14/9	10-3	#14/12

N1 - Atlanta, Ga.; N2 - Atlanta, Ga. (Chick-fil-A Bowl)

2013 (11-2 OVERALL, 7-1 ACC, 2nd (ATLANTIC))

Ranked No. 7 by USA Today, No. 8 by AP
Head Coach - Dabo Swinney (6th Season, 5th Full Season)

Date	Site	W-L	Score	Opponent	AP Ranks	OFRD	OFRK
8-31	H	W	38-35	%Georgia	8/5	8-5	#
9-7	H	W	52-13	South Carolina State	4/-	8-4	
9-19	A	W	26-14	*%NC State	3/-	3-9	
9-28	H	W	56-7	*Wake Forest	3/-	4-8	
10-5	A	W	49-14	*Syracuse	3/-	7-6	#
10-12	H	W	24-14	*Boston College	3/-	7-6	#

10-19	H	L	14-51	*%Florida State	3/5	14-0	#1/1
10-26	A	W	40-27	*Maryland	9/-	7-6	#
11-2	A	W	59-10	*Virginia	9/-	2-10	
11-14	H	W	55-31	*%Georgia Tech	8/-	7-6	#
11-23	H	W	52-6	The Citadel	7/-	5-7	
11-30	A	L	17-31	*South Carolina	6/10	11-2	#4/4
1-3	N1	W	40-35	%Ohio State	12/7	12-2	#12/10

N1 - Miami Gardens, Fla. (Orange Bowl)

2014 (10-3 OVERALL, 6-2 ACC, 2nd (ATLANTIC))

Ranked No. 15 by USA Today, No. 15 by AP
Head Coach - Dabo Swinney (7th Season, 6th Full Season)

Date	Site	W-L	Score	Opponent	AP Ranks	OFRD	OFRK
8-30	A	L	21-45	Georgia	16/12	10-3	#9/9
9-6	H	W	73-7	South Carolina State	23/-	8-4	
9-20	A	L	17-23	*%Florida State ^(OT)	22/1	13-1	#5/6
9-27	H	W	50-35	*%North Carolina		6-7	#
10-4	H	W	41-0	*NC State		8-5	#
10-11	H	W	23-17	*Louisville		9-4	#24/24
10-18	A	W	17-13	*Boston College	24/-	7-6	#
10-25	H	W	16-6	*Syracuse	21/-	3-9	
11-6	A	W	34-20	*%Wake Forest	19/-	3-9	
11-15	A	L	6-28	*Georgia Tech	18/24	11-3	#8/7
11-22	H	W	28-0	Georgia State		1-11	
11-29	H	W	35-17	South Carolina	23/-	7-6	#
12-29	N1	W	40-6	%Oklahoma	18/-	8-5	#

N1 - Orlando, Fla. (Russell Athletic Bowl)

2015 (14-1 OVERALL, 8-0 ACC, 1st (ATLANTIC))

Ranked No. 2 by AP, No. 2 by USA Today
Head Coach - Dabo Swinney (8th Season, 7th Full Season)

Date	Site	W-L	Score	Opponent	AP Ranks	OFRD	OFRK
9-5	H	W	49-10	Wofford	12/-	5-6	
9-12	H	W	41-10	App State	12/-	11-2	#
9-17	A	W	20-17	*%Louisville	11/-	8-5	#
10-3	H	W	24-22	%\$Notre Dame	11/6	10-3	#11/12
10-10	H	W	43-24	*Georgia Tech	6/-	3-9	
10-17	H	W	34-17	*Boston College	5/-	3-9	
10-24	A	W	58-0	*Miami (Fla.)	6/-	8-5	#
10-31	A	W	56-41	*NC State	3/-	7-6	#
11-7	H	W	23-13	*Florida State	3/17	10-3	#14/14
11-14	A	W</					

ALL-TIME RESULTS

11-18	H	W	61-3	The Citadel	4/-	4-6
11-25	A	W	34-10	%South Carolina	4/24 ^c	9-4 #
12-2	N1	W	38-3	%Miami (Fla.)	1/7	10-3 #13/13
1-1	N2	L	6-24	%Alabama	1/4	13-1 #1/1

N1 - Charlotte, N.C. (ACC Championship Game); N2 - New Orleans, La. (Sugar Bowl)

2018 (15-0 OVERALL, 8-0 ACC, 1st (ATLANTIC))

National Champion
Ranked No. 1 by AP, No. 1 by USA Today
Head Coach - Dabo Swinney (11th Season, 10th Full Season)

Date	Site	W-L	Score	Opponent	AP Ranks	OFRD	OFRK
9-1	H	W	48-7	Furman	2/-	6-4	
9-8	A	W	28-26	%Texas A&M	2/-	9-4	#16/16
9-15	H	W	38-7	Georgia Southern	2/-	10-3	#
9-22	A	W	49-21	* Georgia Tech	3/-	7-6	#
9-29	H	W	27-23	* Syracuse	3/-	10-3	#15/15
10-6	A	W	63-3	* Wake Forest	4/-	7-6	#
10-20	H	W	41-7	* NC State	3/16	9-4	#
10-27	A	W	59-10	* Florida State	2/-	5-7	
11-3	H	W	77-16	* Louisville	2/-	2-10	
11-10	A	W	27-7	* %Boston College	2/17	7-5	#
11-17	H	W	35-6	* %Duke	2/-	8-5	#
11-24	H	W	56-35	%South Carolina	2/-	7-6	#
12-1	N1	W	42-10	%Pittsburgh	2/-	7-7	#
12-29	N2	W	30-3	Notre Dame	2/3	12-1	#5/5
1-7	N3	W	44-16	Alabama	2/1	14-1	#2/2

N1 - Charlotte, N.C. (ACC Championship Game); N2 - Arlington, Texas (Cotton Bowl); N3 - Santa Clara, Calif. (CFP National Championship Game)

2019 (14-1 OVERALL, 8-0 ACC, 1st (ATLANTIC))

Ranked No. 2 by AP, No. 2 by USA Today
Head Coach - Dabo Swinney (12th Season, 11th Full Season)

Date	Site	W-L	Score	Opponent	AP Ranks	OFRD	OFRK
8-29	H	W	52-14	* %Georgia Tech	1/-	3-9	
9-7	H	W	24-10	Texas A&M	1/12	8-5	#
9-14	A	W	41-6	* %Syracuse	1/-	5-7	
9-21	H	W	52-10	* %Charlotte	1/-	7-6	#
9-28	A	W	21-20	* North Carolina	1/-	7-6	#
10-12	H	W	45-14	* Florida State	2/-	6-7	#
10-19	A	W	45-10	* Louisville	3/-	8-5	#
10-26	H	W	59-7	* %Boston College	4/-	6-7	#
11-2	H	W	59-14	Wofford	4/-	8-4	
11-9	A	W	55-10	* %NC State	4/-	4-8	
11-16	H	W	52-3	* Wake Forest	3/-	8-5	#
11-30	A	W	38-3	South Carolina	3/-	4-8	
12-7	N1	W	62-17	%Virginia	3/22	9-5	#-/25
12-28	N2	W	29-23	%Ohio State	3/2	13-1	#3/3
1-13	N3	L	25-42	%LSU	3/1	15-0	#1/1

N1 - Charlotte, N.C. (ACC Championship Game); N2 - Glendale, Ariz. (Fiesta Bowl); N3 - New Orleans, La. (CFP National Championship Game)

2020 (10-2 OVERALL, 8-1 ACC, 2nd)

Ranked No. 3 by AP, No. 3 by USA Today
Head Coach - Dabo Swinney (13th Season, 12th Full Season)

Date	Site	W-L	Score	Opponent	AP Ranks	OFRD	OFRK
9-12	A	W	37-13	* %Wake Forest	1/-	4-5	#
9-19	H	W	49-0	The Citadel	1/-	2-10	
10-3	H	W	41-23	* %Virginia	1/-	5-5	
10-10	H	W	42-17	* %Miami (Fla.)	1/7	8-3	#22/22
10-17	A	W	73-7	* Georgia Tech	1/-	3-7	
10-24	H	W	47-21	* Syracuse	1/-	1-10	
10-31	H	W	34-28	* Boston College	1/-	6-5	

11-7	A	L	40-47	* %Notre Dame ^(20th)	1/4	10-2	#5/5
11-28	H	W	52-17	* Pittsburgh	4/-	6-5	
12-5	A	W	45-10	* %Virginia Tech	4/-	5-6	
12-19	N1	W	34-10	Notre Dame	4/2	10-2	#5/5
1-1	N2	L	28-49	%Ohio State	2/3	7-1	#2/2

N1 - Charlotte, N.C. (ACC Championship Game); N2 - New Orleans, La. (Sugar Bowl)

2021 (10-3 OVERALL, 6-2 ACC, T-2nd (ATLANTIC))

Ranked No. 14 by AP, No. 16 by USA Today
Head Coach - Dabo Swinney (14th Season, 13th Full Season)

Date	Site	W-L	Score	Opponent	AP Ranks	OFRD	OFRK
9-4	N1	L	3-10	%Georgia	3/5	14-1	#1/1
9-11	H	W	49-3	South Carolina State	6/-	7-5	#
9-18	H	W	14-8	* Georgia Tech	6/-	3-9	#
9-25	A	L	21-27	* NC State ^(20th)	9/-	9-3	#20/19
10-2	H	W	19-13	* %Boston College	25/-	6-6	#
10-15	A	W	17-14	* %Syracuse	25 ^u /-	5-7	
10-23	A	L	17-27	* Pittsburgh	24 ^u /23	11-3	#13/13
10-30	H	W	30-20	* Florida State		5-7	
11-6	A	W	30-24	* %Louisville		6-7	#
11-13	H	W	44-7	UConn		1-11	
11-20	H	W	48-27	* Wake Forest	-/13	11-3	#15/14
11-27	A	W	30-0	%South Carolina	23 ^c /-	7-6	#
12-28	N2	W	20-13	Iowa State	19/-	7-6	#

N1 - Charlotte, N.C.; N2 - Orlando, Fla. (Cheez-It Bowl)

* - ACC regular-season game; % - night game; \$ - played in rain; # - selected to a bowl game; ^u - coaches poll; ^c - CFP ranking; OFRD - opponent final record; OFRK - opponent final ranking (AP ranking listed first, followed by coaches ranking); Note: Home games in bold; Clemson ranking listed first, followed by opponent rankings for "AP Ranks."

HEAD COACH DABO SWINNEY LED CLEMSON TO 117 WINS IN THE DECADE OF THE 2010s, 30 MORE WINS THAN ANY OTHER DECADE.



RECORD BY DECADE

Rk	Decade	W-L-T	Win %	Winning Season
1.	2010s	117-23-0	83.6	9-1-0
2.	2020s	20-5-0	80.0	2-0-0
3.	1980s	87-25-4	76.7	9-0-1
4.	1950s	64-32-5	65.8	7-2-1
5.	1890s	11-6-0	64.7	3-0-1
6.	1900s	40-21-7	64.0	7-1-2
7.	2000s	79-47-0	62.7	10-0-0
8.	1990s	69-47-1	59.4	6-3-1
9.	1930s	51-37-7	57.4	5-3-2
10.	1940s	51-38-5	55.9	4-5-1
11.	1910s	42-35-6	54.2	5-3-2
12.	1960s	50-48-2	51.0	5-2-3
13.	1970s	56-54-3	50.9	4-6-0
14.	1920s	41-47-5	46.8	5-5-0
Totals		778-465-45	62.2	81-31-14



2016 NATIONAL CHAMPIONS

STATE CHAMPIONS • ACC CHAMPIONS • FIESTA BOWL CHAMPIONS

The Tigers finished with a 14-1 record after defeating previously undefeated and top-ranked Alabama 35-31 in the CFP National Championship Game on Jan. 9. Clemson's 14 wins tied the FBS record for victories in a season.

Clemson was just the sixth national champion (since 1977) to play the nation's most difficult schedule the season it won the title.

Clemson defeated 11 FBS schools that finished with a winning record, including five that totaled 10+ wins and six that finished in the top 25 of the AP poll. Those schools were No. 2 Alabama, No. 6 Ohio State, No. 8 Florida State, No. 16 Virginia Tech, No. 21 Louisville and No. 24 Auburn.



Sept. 5
GEORGIA TECH
at Mercedes-Benz Stadium

Sept. 10
FURMAN

Sept. 17
LOUISIANA TECH

Sept. 24
WAKE FOREST

Oct. 1
NC STATE

Oct. 8
BOSTON COLLEGE

Oct. 15
FLORIDA STATE

Oct. 22
SYRACUSE

Nov. 5
NOTRE DAME

Nov. 12
LOUISVILLE

Nov. 19
MIAMI (FLA.)

Nov. 26
SOUTH CAROLINA

*ORANGE DENOTES HOME GAME IN DEATH VALLEY
WHITE DENOTES AWAY GAME*