

Intel® Server Board S5400SF

Intel® Server System SR1560SF

Spares/Parts List and Configuration Guide

A reference guide to assist customers in ordering the necessary components to configure the Intel® Server Board S5400SF and the 1U Intel® Server System SR1560SF.

Subject to Change



Revision 1.1

November, 2007

Enterprise Platforms and Services Marketing

Revision History

May '07 – rev 0.5: Initial release

July '07 – rev 0.8 Beta release

August '07 – rev 0.85 updates for Silver release

October '07 – rev 1.0 production version

November '07 – rev 1.1 – post production update

INFORMATION IN THIS DOCUMENT IS PROVIDED IN CONNECTION WITH INTEL® PRODUCTS. NO LICENSE, EXPRESS OR IMPLIED, BY ESTOPPEL OR OTHERWISE, TO ANY INTELLECTUAL PROPERTY RIGHTS IS GRANTED BY THIS DOCUMENT. EXCEPT AS PROVIDED IN INTEL'S TERMS AND CONDITIONS OF SALE FOR SUCH PRODUCTS, INTEL ASSUMES NO LIABILITY WHATSOEVER, AND INTEL DISCLAIMS ANY EXPRESS OR IMPLIED WARRANTY, RELATING TO SALE AND/OR USE OF INTEL PRODUCTS INCLUDING LIABILITY OR WARRANTIES RELATING TO FITNESS FOR A PARTICULAR PURPOSE, MERCHANTABILITY, OR INFRINGEMENT OF ANY PATENT, COPYRIGHT OR OTHER INTELLECTUAL PROPERTY RIGHT.

Intel products are not intended for use in medical, life saving, life sustaining applications. Intel may make changes to specifications and product descriptions at any time, without notice.

Intel server boards, server chassis, and processors may contain design defects or errors known as errata, which may cause the product to deviate from published specifications. Current characterized errata are available on request.

Intel, Intel Xeon, Pentium, and the Intel logo are trademarks or registered trademarks of Intel Corporation or its subsidiaries in the United States and other countries.

*Other names and brands may be claimed as the property of others.

Copyright © 2007, Intel Corporation

Table of Contents:

1. PRODUCT ORDER CODES.....	3
1.1 PRODUCT DESCRIPTIONS – OVERVIEW	3
1.2 INTEL® SERVER SYSTEMS – (INTEGRATED SKUS)	3
1.3 SERVER BOARD OPTIONS-.....	4
1.4 ACCESSORIES.....	5
1.5 SPARES.....	7
2. INTEL RAID CONTROLLER OPTIONS.....	9

1. Product Order Codes

1.1 Product Descriptions – Overview

Product based on the Intel® Server Board S5400SF will be offered in two models:

1. **Intel® Server Systems (Integrated SKUs).** Customer orders an integrated system that includes the server board, server chassis, riser, hot swap backplane (if desired), and front panel. Then, the customer can choose to add additional options (bezel, Intel Remote Server Management Module, etc.) to get to their desired shipping configuration. Two systems are available with either hot swap or fixed hard drives.
2. **Board only.** For OEM customer with their own chassis solution. This is not intended for stocking in the distribution channel.

Intel will not offer a stand-alone chassis nor will the S5400SF board be compatible with existing Intel server chassis from the S5000PAL product family.

1.2 Intel® Server Systems – (Integrated SKUs)

The following Intel® Server Systems are offered pre-integrated. Each SKU includes the Intel® Server Board S5400SF together with the 1U chassis:

Intel® Server Chassis SR1560 with Intel® Server Board S5400SF (1U Intel® Server System)–

- Fixed drive version contents:

Intel Server Chassis SR1560 with S5400SF server board and support for 2 fixed (cabled) SATA drives, two “cold swap” 3.5” hard drive carriers, system fans, one (non redundant) 600W high efficiency power supply, one full height PCI-Express riser card, basic control panel, air duct and baffle, required cables, optical drive tray, software CD and documentation. Note: this SKU is not intended to be upgradeable to the hot swap version.

- Optional Accessories: mounting kit (basic rail kit, tool-less slide rail kit with cable mgmt arm option or fixed mount bracket kit), Cosmetic system bezel, slim-line optical drive (CDROM, DVD-ROM, or DVD/CDR Drive), I/O expansion modules (dual GbE, external SAS or IB), Intel Remote Management Module (RMM2).



- Hot swap version SKU contents:

Intel Server Chassis SR1560 with S5400SF server board and hot swap drive support, Bridge Board, three 3.5” hot swap hard drive carriers, system fans, one (non redundant) 600W high efficiency power supply, one full height PCI-Express 2.0 riser card, standard control panel, air duct and baffle, optical drive tray, software CD and documentation. (**Note:** does not include a backplane- customer must order either ASR1500PASBP, or ASR1500SASBP).

- Optional Accessories: mounting kit (basic rail kit, tool-less slide rail kit with cable mgmt arm option or fixed mount bracket kit), Cosmetic system bezel, slim-line optical drive (CDROM, DVD-ROM, or DVD/CDR Drive), USB floppy drive, I/O expansion modules (dual GbE, external SAS, or IB), Intel Remote Management Module.

Not included: Processors, processor heatsinks, DDR2 Fully Buffered DIMM (FBD) main memory, hard drives, and other customer configuration items are not included in above SKUs.

Production Intel® Server Systems – (Integrated SKUs) Order Codes:

Product Code	UPC	MM	Description		MOQ
SR1560SF	0073585819601	891278	Intel Server System SR1560SF Fixed Drive integrated system (no power cord)		1
SR1560SFNA	00735858197588	891442	Intel Server System SR1560SF Fixed Drive integrated system (with North American power cord)		1
SR1560SFHS	00735858196024	891279	Intel Server System SR1560SF Hot Swap Drive integrated system (Note: this requires either ASR1500PASBP or ASR1500SASBP). No Power cord		1
SR1560SFHSNA	00735858197595	891444	Intel Server System SR1560SF Hot Swap Drive integrated system (Note: this requires either ASR1500PASBP or ASR1500SASBP). With North American power cord		1

Not included: Processors, processor heatsinks, DDR2 Fully Buffered DIMM (FBD) main memory, hard drives, and other customer configuration items are not included in above SKUs.

1.3 Server Board Options-

For customers who utilize their own enclosure, the board will be offered in a 10 pack OEM SKU versions:

1. Intel® Server Board S5400SF – 10 pack OEM board version.



- OEM board SKU contents: 10 server boards with CEK spring clip pre-installed (no other accessories)

Product Code	UPC	MM	Description	MOQ
BB5400SF	00735858196413	892604	Production Intel Server Board S5400SF, 10 pack	10

1.4 Accessories

Note on heat sinks for LGA 771 socket:

Up to 20 heat sinks may be purchased through Shop Intel. Complete information on available heat sinks is available at http://shop.intel.com/shop/category.aspx?category_id=123

Product Code	UPC	MM	Description	Picture	MOQ
ASR1500SASBP	00735858183741	880524	Hotswap SAS Backplane Kit. Compatible with either SAS or SATA 3.5" hard drives. Kit contents include the following: Backplane with 4 port SAS controller, USB cable (to front panel). NOTE: a backplane is REQUIRED accessory for the hotswap system.		1
ASR1500PASBP	00735858183758	892127	Hotswap Passive SAS/SATA Backplane Kit . Compatible with either SAS or SATA 3.5" hard drives. Kit contents include the following: Hot swap backplane with pass-through capabilities for either onboard SATA ports or a SAS/SATA add-in card, Enclosure management cable, 3 SAS/SATA cables (pre-kitted and length matched to the SATA ports on the server board). NOTE: a backplane is REQUIRED accessory for the hotswap system.		1
AXXZU130KIT	00735858196291	892675	Mounting kit for Intel® Z-U130 Value Solid State Drive. Includes holder,		10

			cable, and interposer card.	
ADWBEZBLACK	00735858169110	865064	Black Bezel for SR1560SF	10
AXXGBIOMOD	00735858184779	880518	Dual Gigabit Ethernet I/O Expansion Module	1
AXXSASIOMOD	00735858184786	880517	External 4 port SAS I/O Expansion Module	1
AXXIBIOMOD	00735858185219	881891	InfiniBand SDR I/O Expansion Module.	1
AXXRAKSW5	00735858181860	878958	Intel® RAID Activation Key AXXRAKSW5. Intel® Embedded Server RAID Technology II option. Adds optional driver-based RAID 5 capability to on-board SATA ports or SAS backplane in SR1560 chassis only.	5
AXXUSBFLOPPY	00735858183260	881267	Internal slim-line floppy kit. Includes USB cable, slim floppy mounting tray for use in optical bay, hard drive to floppy converter tray, slim-line USB floppy drive. NOTE: Supported in the hot swap system only.	1
AXXSCD	00735858164269	885100	Slim line CD drive	1
AXXDVDROM	00735858184717	881097	Slim-line DVD-ROM	1
AXXDVDCCR	00735858164962	880559	DVD/CDR slim line drive. Supports DVD/CD and CD write	1
AXXBASICRAIL	00735858184748	881096	Basic slide rail kit. Does not support Cable Management Arm.	1
AXXHERAIL	00735858164948	881328	Tool-less, full extension sliding rail kit. NOTE: If cable management arm is required please order AXXRACKCARM MM# 881329.	1
AXXRACKCARM	00735858167970	881329	Cable management arm. For use with AXXHERAIL MM# 881328	1
AXXBRACKETS	00735858168618	863262	Fixed Mount Brackets. Set of brackets to hard mount chassis to rack. Supports 4 post mounting and 2 post center mounting.	1
AXXRJ45DB92	735858155212	881944	Serial cable adapter kit. Contains two serial cable converter dongles (RJ45 to DB9) one for DSD and one for DCD (Modem). The kit also includes one serial ribbon cable for cabling 2nd serial port from the baseboard. Note: this ribbon cable is	1

			not used with the Intel Server Chassis SR1560.		
FPWRCABLENA	00735858181129	879287	North American power cord, 59 inches long, rated at 13A and 105°C. RoHS compliant. This is the same cord included in the "NA" SKUs.		1
AXXRMM2	00735858192408	888501	Intel Remote Management Module 2		1
I/O Shield	N/A	N/A	I/O shield not available. CAD drawings for the I/O shield are available on the S5400SF product page at support.intel.com		

1.5 Spares

Product Code	UPC	MM	Description	Picture	MOQ
FXX10DVCARBLK	00735858181938	880265	Black 3.5" hot swap drive carrier spare. For use with hotswap chassis.		10
FALBRIDGE	00735858184731	880519	Spare bridge board (for use with hot swap chassis only). Connects baseboard backplane. (MOQ = 30)		30
AXXRACKFP	00735858167932	861048	Standard Control Panel (unit contains buttons, LEDs, front USB/video). This is a spare for the hotswap system (not compatible with the fixed drive system)		1
FSR1500PKG	00735858183796	880898	Spare packaging - box & set of cushions for 1U system. Note: box has been designed to allow space to include shipping bezel and rails along with the unit. Different than the packaging that ships with the Intel Server System SR1560SF		1
FXX1UFAN	00735858184243	881101	Intel Server System SR1560SF fan spare. Contains two 56mm fans, one with short cable, and one with long cable.		1
FSR1560PS	00735858196031	891281	Intel Server System SR1560SF 600W Power Supply Spare		1
FSR1560RISER	00735858196253	891280	Intel Server Board S5400SF x16 PCIe Riser Card Spare (MOQ= 10)		10
FSR1560FANBD	00735858197458	891283	Intel Server System SR1560SF Fan Board Spare, for fixed drive system only. (MOQ= 10)		10

FSR1560SPR	00735858196277	891282	Intel Server System SR1560SF spares kit		1
------------	----------------	--------	--	--	---

2. Intel RAID Controller Options

The following Intel® RAID Controllers will be validated with the S5400SF product family:

Product Code	UPC Code	MM	Description	MOQ
SRCSAS144E	00735858182621	882019	Intel RAID Controller SRCSAS144E SAS RAID controller. PCI-e, 4-port internal, 4P external with 128MB embedded cache memory.	5

Note: to use these (or any other 3rd party SAS or SATA RAID card) with an Intel Server Chassis the passive version of the hotswap backplane must be ordered.