

8

CRUSTACEA LIBRARY
SMITHSONIAN INSTITUTION
RETURN TO W-119

Crustacea Decapoda : Further deep-sea Palaemonoid shrimps from New Caledonian waters

A. J. BRUCE

Division of Natural Sciences
Northern Territory Museum
P.O. Box 4646
Darwin, Australia 0801

ABSTRACT

A small collection of palaemonoid shrimps, mainly Pontoniinae, from New Caledonian waters of over 100 m depth, has been studied and found to represent 27 taxa, including eight new species of *Periclimenes*, one new species of both *Periclimenaeus* and *Mesopontonia*, and three specimens, including a single ovigerous female, representing a new genus, *Amphipontonia kanak*. Seven species were recorded from New Caledonian waters for the first time. The species of *Periclimenaeus*, from 370-450 m, represents the greatest depth from which this mainly shallow-water genus has been reported. Two species, a *Periclimenes* and a *Mesopontonia*, both new, were found together in association with a hexactinellid sponge host, *Phoronema* sp., the first reported association of pontoniine shrimps with a hexactinellid host. Another new *Periclimenes*, with a remarkable pectinate ambulatory dactylus, is also possibly associated with the "living fossil" crinoid, *Gymnocrinus richeri*.

The present study increases to 57 the number of palaemonoid shrimps known from Indo-West Pacific marine waters exceeding 100 m depth, and clearly indicates that these shrimps are quite well represented in deeper tropical seas. A list of the Indo-West Pacific palaemonoid shrimps known from over 100 m depth, with a new key to the deep-water Indo-West Pacific species of the genus *Periclimenes* is provided.

RÉSUMÉ

Crustacea Decapoda : Nouvelles récoltes de crevettes Palaemonides des eaux profondes de la Nouvelle-Calédonie.

Une petite collection de crevettes Palaemonides, surtout des Pontoniinae, provenant des eaux de Nouvelle-Calédonie, à plus de 100 mètres de profondeur, a été étudiée. Vingt-sept espèces y sont représentées. Huit nouvelles espèces de *Periclimenes*, une de *Periclimenaeus* et une de *Mesopontonia* sont décrites. Un genre et une espèce nouveaux, *Amphipontonia kanak*, représentés par trois spécimens dont une femelle ovigère, sont également décrits. Sept espèces déjà décrites sont signalées pour la première fois dans les eaux de Nouvelle-Calédonie. Le *Periclimenaeus* a été récolté

entre 370-450 m; ce genre n'avait pas encore été trouvé à de si grandes profondeurs. Deux espèces nouvelles, un *Periclimenes* et une *Mesopontonia*, ont été récoltées en association avec une éponge hexactinellide; c'est la première fois qu'une telle association est observée parmi les crevettes pontoniines. Un autre *Periclimenes*, caractérisé par des dactyles ambulatoires remarquables, vit peut-être en association avec le crinoïde *Gymnocrinus richeri*, véritable "fossile vivant".

La présente étude porte à 57 le nombre des crevettes palaemonides connues des eaux de l'Indo-Ouest-Pacifique de plus de 100 mètres de profondeur et indique clairement que ces crevettes sont bien représentées dans ces eaux. Une liste de ces crevettes est donnée et une nouvelle clé est proposée pour les *Periclimenes* indo-ouest-pacifiques d'eau profonde.

INTRODUCTION

A previous report (BRUCE, 1990b) indicated the presence of 33 species of Indo-West Pacific Palaemonoid shrimp, representatives of eleven genera, in waters of over 100 m depth. Since then three further deep-water species of *Periclimenes* have been reported (BRUCE, 1989b, 1990a, in press a). The present report provides data on a further 14 species which are now added to the deep-water pontoniine fauna. The present collection of 27 species, includes specimens of *Palaemonella dolichodactylus*, *Periclimenes tenuirostris* and *Anchistus pectinis*, not previously known from over 100 m depths. Also included are one new genus, *Amphipontonia*, and new species of the following genera, *Periclimenes* (8 spp.), *Periclimenaeus* (1 sp.), and *Mesopontonia* (1 sp.). Seven species are now recorded for the first time from New Caledonian waters. The present study has now increased the known number of deep-water Palaemonoid shrimps to 57, with 39 species of eight genera known with certainty from depths of 200 m or more.

The specimens were obtained principally by the benthic operations of the following expeditions : CHALCAL 1 (1984), Chesterfield Islands; BIOCAL (1985), Isle of Pines and Loyalty Islands; MUSORSTOM 4 (1985), New Caledonia; MUSORSTOM 5 (1986), Lord Howe Ridge; CHALCAL 2 (1986), Norfolk Ridge; MUSORSTOM 6 (1989), Loyalty Islands Ridge; SMIB 5 (1989), Norfolk Ridge and CALSUB (1989), Isle of Pines and Loyalty Islands. Full details of the first six expeditions are reported in RICHER DE FORGES (1990) and of the last two in ANONYMOUS (1989) and in GRANDPERRIN & RICHER DE FORGES (1989) respectively.

Specimens held in the collections of the Muséum national d'Histoire naturelle, Paris are designated by the MNHN-Na catalogue numbers. Specimens donated to the Northern Territory Museum, Darwin, are indicated by NTM Cr. numbers. Carapace length refers to the postorbital carapace length.

SPECIES LIST

Palaemonidae : Pontoniinae

- | | |
|--|--|
| 1. <i>Palaemonella dolichodactylus</i> Bruce, 1991 | 16. <i>Periclimenes pectinipes</i> sp. nov. |
| 2. <i>Periclimenes laccadivensis</i> (Alcock & Anderson, 1884) | 17. <i>Periclimenes platyrhynchus</i> sp. nov. |
| 3. <i>Periclimenes alcocki</i> Kemp, 1922 | 18. <i>Periclimenes setirostris</i> sp. nov. |
| 4. <i>Periclimenes latipollex</i> Kemp, 1922 | 19. <i>Periclimenes</i> sp. A |
| 5. <i>Periclimenes hertwigi</i> Balss, 1913 | 20. <i>Periclimenaeus jeancharcoti</i> sp. nov. |
| 6. <i>Periclimenes foveolatus</i> Bruce | 21. <i>Anchistus pectinis</i> Kemp, 1925 |
| 7. <i>Periclimenes rectirostris</i> Bruce, 1981 | 22. <i>Pontonia monnioti</i> Bruce, 1990 |
| 8. <i>Periclimenes franklini</i> Bruce, 1990 | 23. <i>Amphipontonia kanak</i> gen. nov., sp. nov. |
| 9. <i>Periclimenes vaubani</i> Bruce, 1990 | 24. <i>Altopontonia disparostris</i> Bruce, 1990 |
| 10. <i>Periclimenes tenuirostris</i> Bruce, 1991 | 25. <i>Mesopontonia gorgoniophila</i> Bruce, 1967 |
| 11. <i>Periclimenes aleator</i> sp. nov. | 26. <i>Mesopontonia monodactylus</i> sp. nov. |
| 12. <i>Periclimenes brevirostris</i> sp. nov. | |
| 13. <i>Periclimenes forcipulatus</i> sp. nov. | |
| 14. <i>Periclimenes leptodactylus</i> sp. nov. | |
| 15. <i>Periclimenes ordinarius</i> sp. nov. | |

Anchistioididae

27. *Anchistioides willeyi* (Borradaile, 1899)

SYSTEMATIC ACCOUNT

Family PALAEMONIDAE

Subfamily PONTONIINAE

Genus *PALAEMONELLA* Dana, 1852*Palaemonella dolichodactylus* Bruce, 1991*Palaemonella dolichodactylus* Bruce, 1991 : 308-311, figs 6 f-l, 7.

MATERIAL EXAMINED. — New Caledonia. BIOCAL : stn DW 64, 24°48.0'S, 168°09.0'E, Norfolk Ridge, 250 m, 3 September 1985 : 1 ♂, 1 ovig. ♀ (MNHN-Na 12024).

REMARKS. — Both specimens lack the second pereiopods and other pereiopods, but agree in all discernible features with this species. The male has a rostral dentition of 1 + 6/2(?), carapace length 3.0 mm, and the female 1 + 7/2, carapace length 3.4 mm. The ambulatory pereiopods appear to show a feeble segmentation as in the type material.

Previously recorded from 44-70 m, the present records, if correct, represent a considerable extension of the bathymetric range of this species.

DISTRIBUTION. — Type locality : Lagon Est, New Caledonia (BRUCE, 1991). Also known only from Ile Ouen, New Caledonia. No further records.

Genus *PERICLIMENES* Costa, 1844*Periclimenes laccadivensis* (Alcock & Anderson, 1884)

Fig. 1

Restricted synonymy :

Palaemonella laccadivensis Alcock & Anderson, 1894 : 157.*Palaemon (Brachycarpus) laccadivensis* - ALCOCK, 1901 : 138 (*partim*).*Periclimenes laccadivensis* - BRUCE, 1979 : 225.

MATERIAL EXAMINED. — New Caledonia. CHALCAL 2 : stn CP 25, 23°38.6'S, 167°43.12'E, Isle of Pines, 418 m, 30 October 1986 : 1 ovig. ♀ (MNHN-Na 12029).

REMARKS. — The single example has a carapace length of 4.2 mm and a rostral dentition of 1 + 9/4, and is in good condition, lacking only the right second pereiopod. The rostrum extends distally to the end of the antennular peduncle and has one more ventral tooth than in the type material, but is otherwise generally similar, with three teeth present on the carapace posterior to the orbital margin, the first two appearing semi-articulated. The eye has a well pigmented globular cornea, without an accessory pigment spot, with a diameter about 0.18 of the carapace length. The chela of the major second pereiopod is about 1.5 and the minor 1.2 of the carapace length. The propod of the third pereiopod is about 0.75 of the carapace length, 10.0 times longer than the central depth and 5.3 times longer than the dactyl. It bears a pair of long slender distoventral spines with three single distal ventral spines. This segment was noted as devoid of spines in a Tasmanian specimen (BRUCE, in press a), but these may have been lost due to accident. KEMP (1922) does not note the condition in the type material. The distal propod also bears numerous long simple setae distally, particularly on the medial aspect. The dactyl appears similar to KEMP's figure (1922 : 153, fig. 20 c) and has a clearly demarcated unguis. The specimen is well calcified, suggesting that the soft membranous integument reported in the type material by KEMP is due to recent moulting.

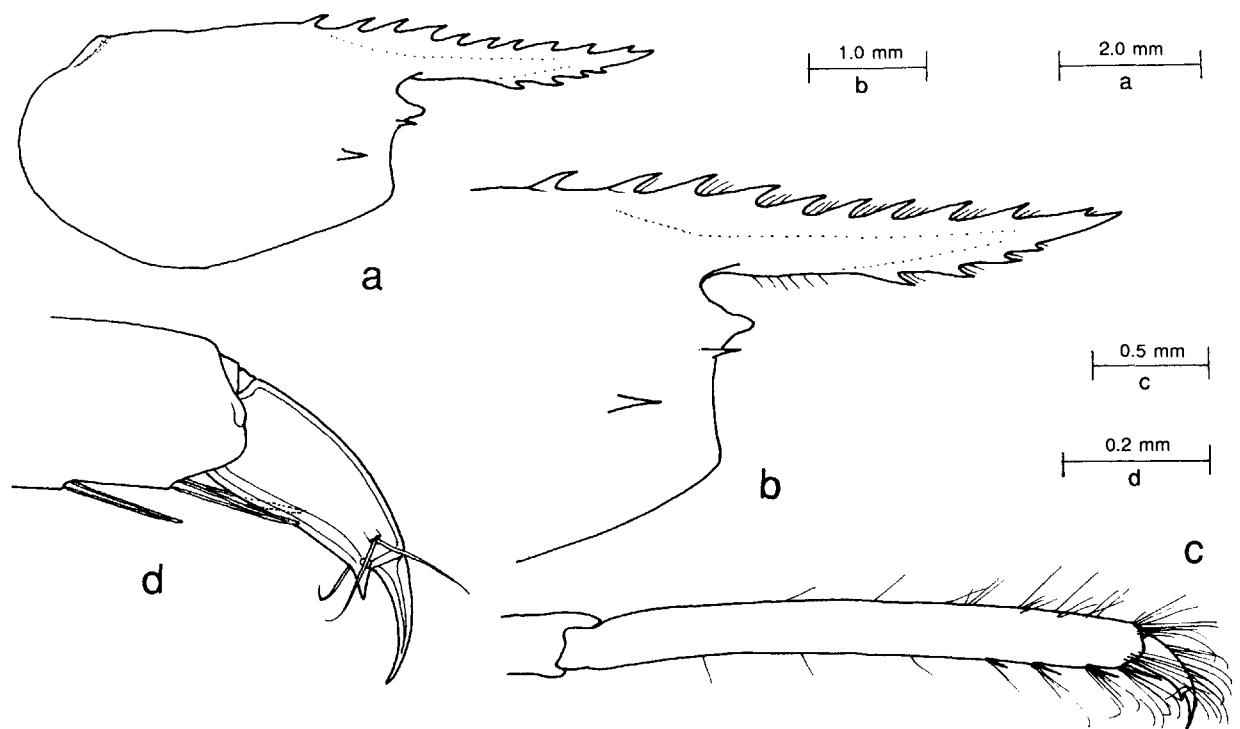


FIG. 1. — *Periclimenes laccadivensis* (Alcock & Anderson, 1894), ovig. ♀, CHALCAL 2, stn CP 25, 418 m : a, carapace and rostrum; b, anterior carapace and rostrum; c, third pereopod, propod and dactyl; d, same, distal propod and dactyl, setae omitted.

DISTRIBUTION. — Not previously recorded from New Caledonian waters. Type localities : Laccadive Sea, 10° 47'45"N, 72° 40'20"E, 1285 m and 7° 17'30"N, 76° 54'30"E, 786 m. Also known from the western Indian Ocean, 4° 41'N, 48° 38'E, 628 m; the South China Sea, 19° 02'N, 112° 39'E, 274-289 m, and off Tasmania, 40° 20'S, 148° 37'E, 720 m. The specimens reported from Hawaii (RATHBUN, 1906) are not conspecific.

Periclimenes alcocki Kemp, 1922

Figs 2-5

Restricted synonymy :

Palaemon (Brachycarpus) laccadivensis Alcock, 1901 : 138 (*partim*).

Periclimenes (Periclimenes) laccadivensis - KEMP, 1922 : 154 - 156, figs 21-24.

MATERIAL EXAMINED. — **Loyalty Islands.** MUSORSTOM 6 : stn CC 470, 21° 04.4'S, 167° 33.2'E, 560 m, 21 February 1989 : 1 ovig. ♀ (MNHN-Na 12032).

DESCRIPTION. — Large, stoutly built, well calcified pontonine shrimp, of subcylindrical body form, lacking right second pereopod.

Carapace smooth, glabrous; rostrum well developed, compressed, slightly depressed, upturned distally, moderately deep, distally acute, reaching almost to end of antennular peduncle, about 0.5 of carapace length; dorsal carina well developed, continuing posteriorly onto anterior third of carapace, with stout, blunt epigastric tooth at about 0.25 of carapace length, with feebly developed tubercle posteriorly, dorsal carina deepest just posterior to orbital region, with eight low feebly acute similar teeth, first tooth at level of posterior orbital margin, clearly separated

from epigastric tooth, distal tooth slightly remote from tip, interspaces decreasing in size distally, feebly setose; lateral carinae well developed, not expanded proximally, ventral carina distinct, distally convex, with three small acute teeth on distal third; orbit feebly developed, inferior orbital angle acutely produced in lateral view, antennal spine short, robust, marginal, hepatic spine large, stout, slightly below level of antennal spine, at about 0.1 of carapace length, anterolateral angle of branchiostegite not produced, bluntly obtuse.

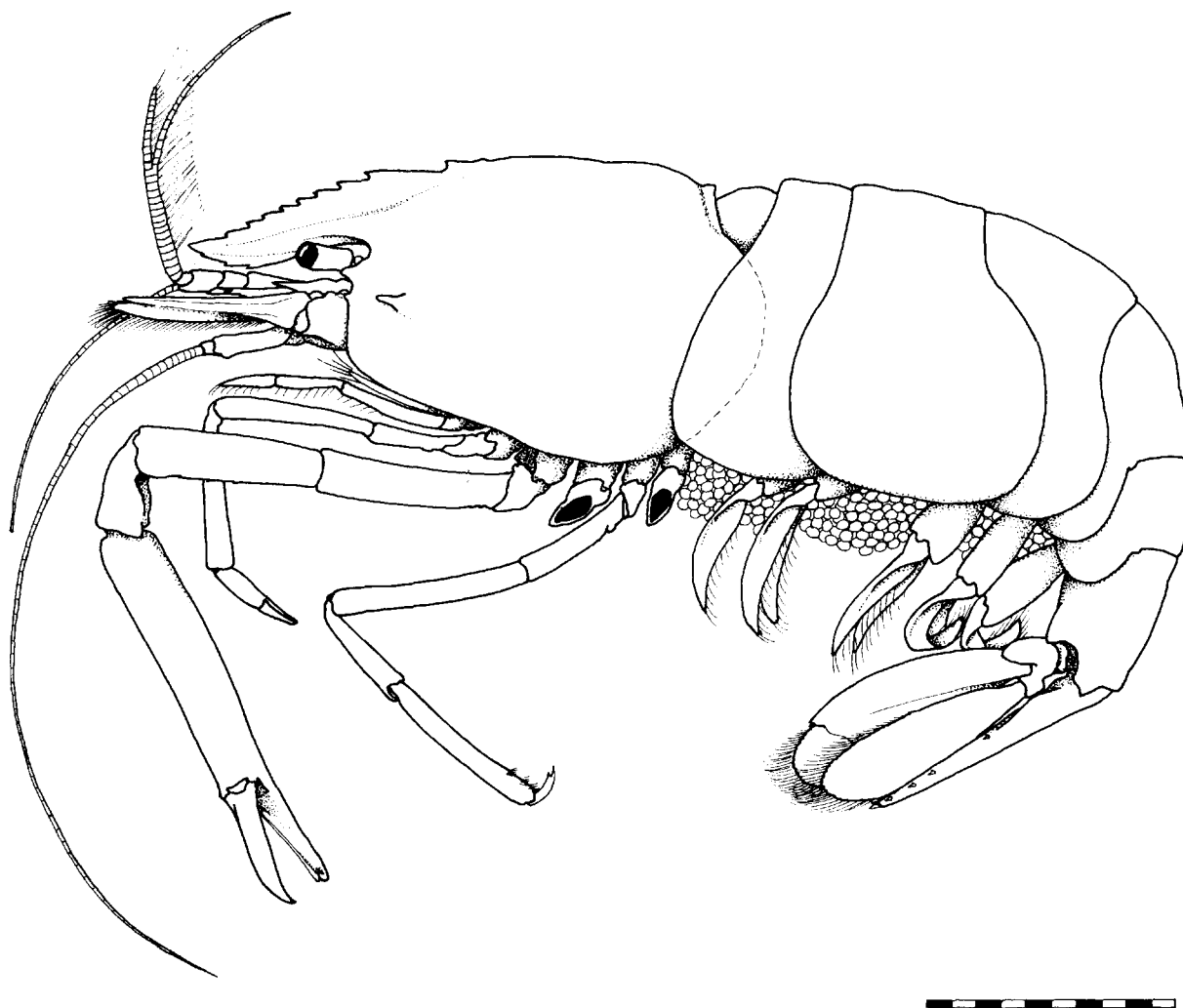


FIG. 2. — *Periclimenes alcocki* Kemp, ovig. ♀, MUSORSTOM 6, stn CC 470, Loyalty Islands, 560 m. Scale bar in millimeters.

Abdomen smooth, glabrous; third abdominal segment not posterodorsally produced, non-carinate, pleura of first three segments broadly rounded, fourth and fifth posteriorly produced, rounded, fifth segment about 0.6 of sixth segment length, sixth segment compressed, about 1.5 times longer than deep, feebly tapering posteriorly, posteroventral angle small, blunt, posterolateral angle acute. Telson about 1.8 times sixth segment length, moderately slender, about 3.0 times longer than anterior width, lateral margins straight, feebly convergent posteriorly, with four pairs of small marginal dorsal spines, most distal pair smaller than anterior pairs, at about 0.45, 0.65, 0.8 and 0.95, posterior margin broadly rounded, about 0.3 of anterior width, with small rounded median eminence, with three pairs of short blunt spines, lateral spines very small, about 0.5 of length of anterior dorsal spines, intermediate spines stout, blunt, about 0.03 of telson length, submedian spines feeble, non-setulose, about 0.4 of submedian spine length, more feeble than lateral spines.

Eye with small hemispherical, well pigmented cornea slightly oblique, without accessory pigment spot, about 0.75 of carapace length, stalk about 1.4 times longer than wide, subcylindrical, moderately compressed.

Antennular peduncle slightly exceeding tip of rostrum, proximal segment about 1.6 times longer than wide, medial margin straight, sparsely setose, with stout acute tooth ventrally at about 0.5 of length, lateral margin feebly convergent anteriorly, with broad distolateral lobe, with transverse setose anterior margin and strong lateral tooth reaching to about 0.8 of intermediate segment length; stylocerite acute, slender, reaching to about 0.6 of proximal segment length, statocyst normal, with granular statolith; intermediate segment about 0.3 of proximal segment length, with large setose lateral flange, medial margin strongly setose, obliquely articulated with distal

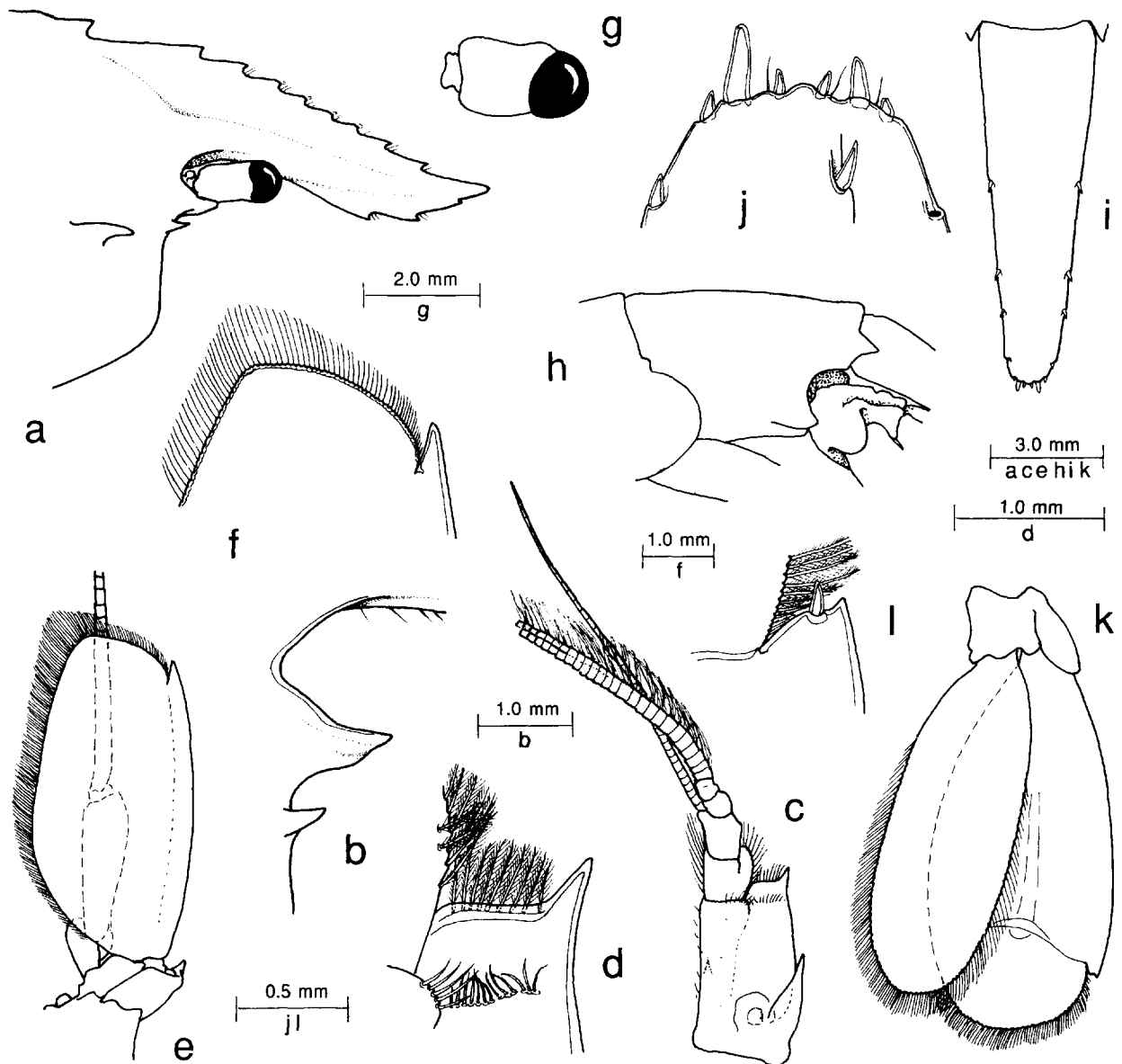


FIG. 3. — *Periclimenes alcocki* Kemp, ovig. ♀ : a, anterior carapace and rostrum; b, same, inferior orbital angle; c, antennule; d, same proximal segment, distolateral angle; e, antenna; f, scaphocerite, distal lamella; g, eye; h, third abdominal segment; i, telson; j, same, posterior spines; inset, anterior dorsal spine; k, uropod; l, same, exopod, distolateral angle.

segment; distal segment about 1.4 times intermediate segment length, 0.4 of proximal segment length, 1.1 times longer than wide; upper flagellum well developed, biramous, with proximal 20 segments fused, strongly compressed, subequal to 0.4 of carapace length, shorter free ramus with 7 segments, about 0.28 of fused portion length, longer ramus slender, subequal to fused portion length, lower flagellum slender, filiform, about 0.6 of lower upper ramus length; densely provided with numerous aesthetascs, about 50 groups throughout almost whole length of shorter ramus.

Antenna with robust basicerite, with stout distolateral tooth, carpocerite subcylindrical, reaching to about 0.5 of scaphocerite length, about 3.0 times longer than distal width, flagella well developed, incomplete, scaphocerite reaching well beyond antennular peduncle and tip of rostrum, exceeding former by about 0.3 of length of lamella, lamella large, broad, about 0.6 of carapace length, about 2.1 times longer than wide, maximum width proximally, at about 0.37 of length, lateral margin convex, anterior margin broadly produced, bluntly angular, extending well beyond stout lateral tooth.

Epistome normal, unarmed. First to third thoracic sternites moderately broad, unarmed, fourth without median process, with low transverse anterior ridge, low transverse posterolateral plates separated by small median notch; fifth sternite with well separated posterolateral plates only; posterior sternites very narrow, unarmed.

Mandible normal, without palp; molar process stout, strongly transversely compressed, with three large blunt teeth with oblique transverse central carina, small group of stout setose posteriorly; incisor process well developed, feebly obliquely truncate distally, with three large acute teeth, central tooth smaller than outer teeth. Maxillula with deeply bilobed palp, upper lobe large, subacute distally, lower lobe small, with small ventral tubercle bearing short simple seta; upper lacinia normal, with about 12 short stout simple spines, numerous setae distally; lower lacinia slender, tapering, with numerous serrulate spiniform setae distally. Maxilla with simple, tapering, angulate palp, with several short plumose setae proximolaterally; basal endite deeply bilobed, upper lobe larger, longer than lower lobe, moderately swollen, with sparse simple setae distally, lower lobe more slender, subcylindrical, with sparse simple setae distoventrally, coxal endite obsolete, medial margin with small rounded lobe; scaphognathite well developed, large, broad, 2.5 times longer than broad, posterior lobe large, about 1.6 times longer than wide, anterior lobe 1.3 times longer than broad, medial margins deeply emarginate, anterior portion broadly rounded. First maxilliped with slender tapering palp, slightly exceeding anterior margin of basal endite, with preterminal setae; basal endite large, elongate, feebly tapering, broadly rounded distally, medial margin straight, densely setose, separated by deep notch from coxal endite; coxal endite feebly produced medially, sparsely setose, with strong ventral thickening; exopod with flagellum well developed, broad, with numerous long plumose setae, caridean lobe large, broad, subequal to combined basal-coxal endites length, epipod large, triangular, feebly bilobed. Second maxilliped with normal endopod; dactylar segment normal, about 3.3 times longer than wide, with numerous long coarsely serrulate spines medially, propodal segment broad, not strongly produced distomedially, with numerous long spiniform setae; carpus with ventromedial angle acutely produced, ischiomerus and basis normal, basis medially excavate, margin sparsely setose; exopod with well developed flagellum, distally broad, with numerous long plumose setae distally, proximolaterally with several short, feebly plumose setae; coxa medially produced, rounded, with numerous short simple setae; epipod very large, oval, without podobranch. Third maxilliped with normal endopod, reaching to about distal end of carpocerite; ischiomerus distinct from basis, compressed, about 4.0 times longer than wide, subuniform, medial margin with numerous long simple setae, lateral margin setose, without spines, penultimate segment about 0.6 of proximal segment length, 3.6 times longer than proximal width, slightly tapering distally, with about nine groups of spiniform setae medially, distal segment about 0.5 of proximal segment length, subcylindrical, tapering distally, 4.0 times longer than proximal width, with 7-8 transverse rows of short spines medially; basis about 1.3 times broader than long, medial margin sparsely setose; exopod well developed, extending to about 0.3 of penultimate segment length, distally broad, with numerous long plumose setae; coxa with small setose distoventral process, with large oval lateral plate; arthrobranch well developed, with 12 lamellae. Paragnaths not examined.

First pereopod slender, exceeding scaphocerite by chela, carpocerite by half propod; chela with palm feebly compressed, about 2.5 times longer than distal width, feebly tapered proximally, with about 10 rows of short serrulate setae proximoventrally, fingers about 0.75 of palm length, slender, feebly subspatulate, with entire sharp lateral cutting edge, small acute hooked tips distally, dactyl about 4.0 times longer than proximal depth, both fingers with numerous groups of long setae; carpus about 1.5 times chela length, 6.0 times longer than distal

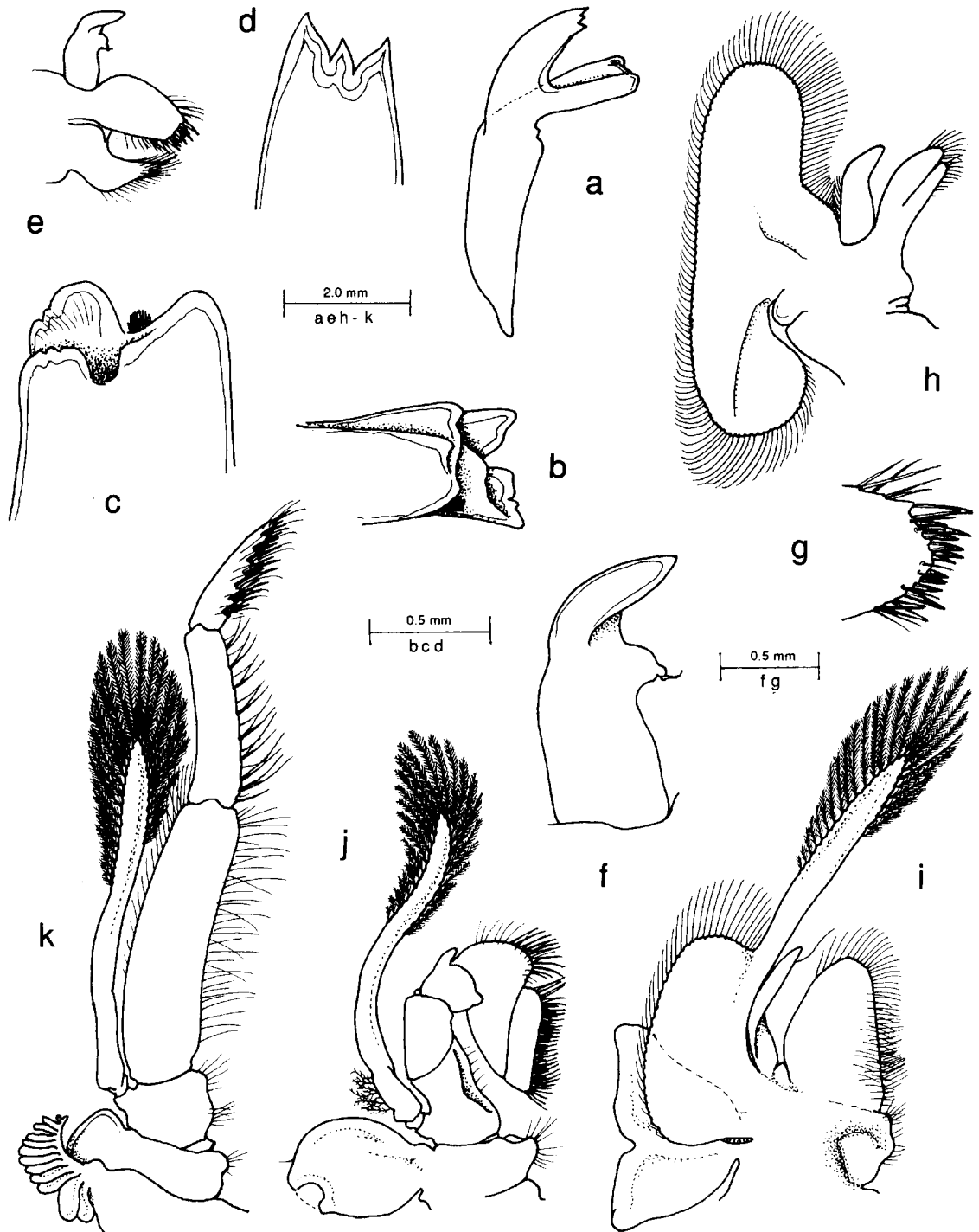


FIG. 4. — *Periclimenes alcocki* Kemp, ovig. ♀ : a, mandible; b, same, molar process, lateral; c, same, dorsal; d, same, incisor process; e, maxillula; f, same, palp; g, same upper lacinia, distal end; h, maxilla; i, first maxilliped; j, second maxilliped; k, third maxilliped.

width, distinctly tapering proximally, with transverse row of serrulate setae distoventrally; merus subequal to carpal length, 7.0 times longer than wide, uniform, feebly bowed; ischium subequal to chela length, 0.6 of carpal length, 3.7 times longer than distal width, sparsely setose ventrally; coxa normal, with small feebly setose distoventral process.

Second pereiopod preserved in left side only, extending distally to exceed carpoperite by chela and distal third of merus; chela well developed, about 1.2 times carapace length, palm subcylindrical, feebly compressed, about 4.7 times longer than deep, subuniform, very minutely tuberculate, most marked ventrally, fingers about 0.45 of palm

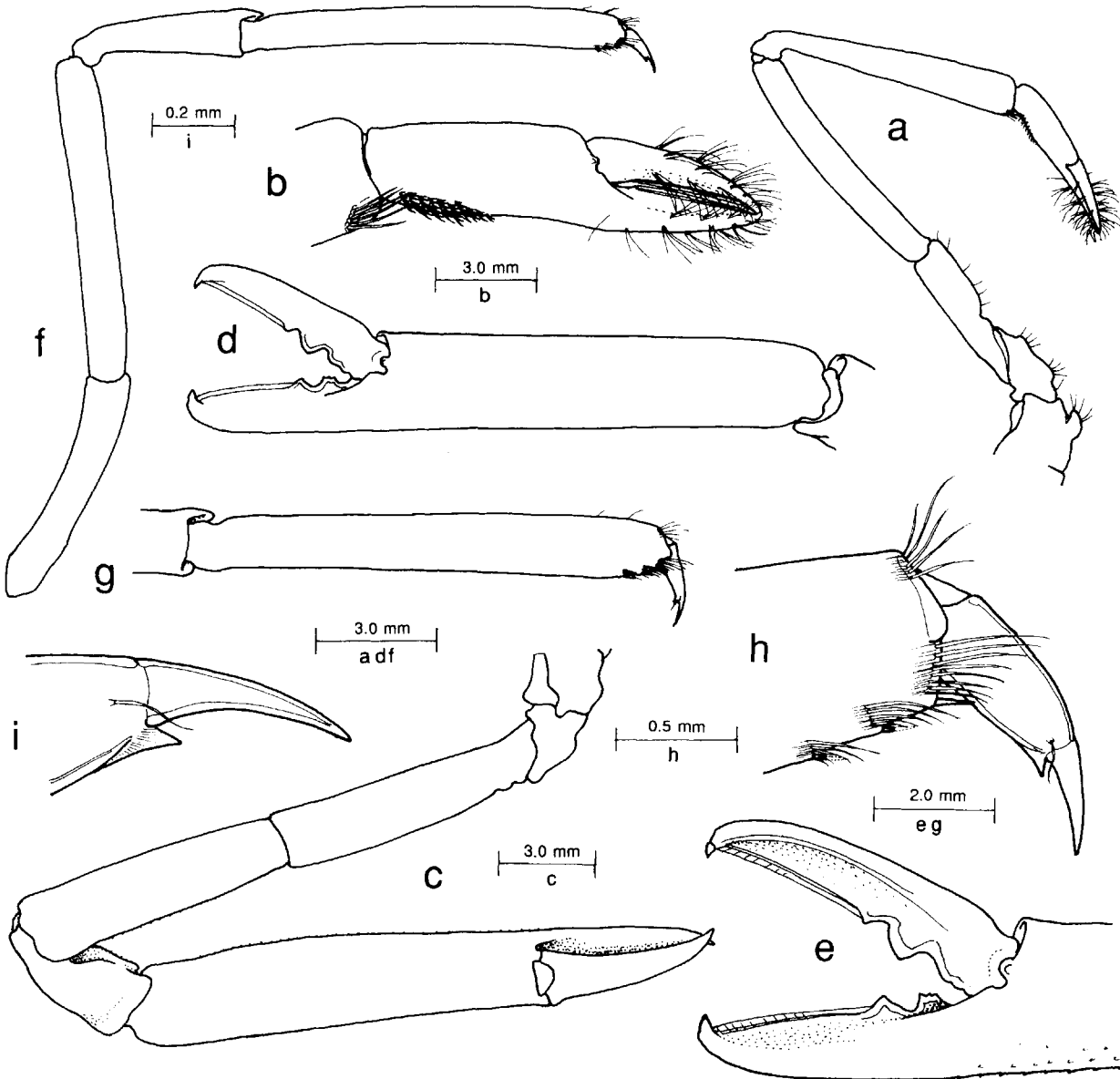


FIG. 5. — *Periclimenes alcocki* Kemp, ovig. ♀ : a, first pereiopod; b, same, chela; c, second pereiopod; d, same, chela; e, same, fingers; f, third pereiopod; g, same, propod and dactyl; h, same, distal propod and dactyl; i, same, unguis.

length, dactylus 4.0 times longer than proximal depth, with small articulated acute hooked tip, cutting edge situated laterally, distally sharp, entire, proximally with small distal and large proximal acute teeth, later opposing into small fossa on fixed finger, fixed finger similar, with larger non-articulate hooked tip, proximal cutting edge with acute distal tooth, truncate proximal tooth with crenulate margin, fingers sparsely setose; carpus about 0.25 of chela length, robust, 1.9 times longer than distal width, distally feebly excavate, margins unarmed, tapering proximally, minutely tuberculate ventrally; merus about 0.5 of chela length, 0.5 of palm, 4.3 times longer than central width, feebly tapering proximally, with rounded distoventral lobe laterally, ventral surface minutely tuberculate; ischium subequal to meral length, 4.7 times longer than central width, feebly tapering proximally, unarmed ventral surface non-tuberculate; basis and coxa robust, without special features.

Ambulatory pereiopods slender, third exceeding carapocerite by propod and dactyl, scaphocerite by distal third of propod and dactyl; dactyl slender about 0.18 of propod length, unguis distinct, about 0.6 of corpus length, 3.0 times longer than basal width feebly curved, carpus compressed, 2.0 times longer than central depth, feebly tapering distally, proximal carpus width about 0.5 of distal propod width, ventral margin feebly convex, with acute compressed distoventral tooth, about 0.2 of unguis length, with single short sensory seta distolaterally; propod about 0.5 of carapace length, 7.8 times longer than distal width, feebly expanded distally, with single slender distoventral spine, two distal ventral spines, three transverse rows of short simple setae distoventrally, major part of ventral border unarmed, non-setose; carpus about 0.45 of propod length, 3.5 times longer than distal width, with well developed distal dorsal lobe, unarmed; merus about 0.8 of propod length, 7.5 times longer than wide, uniform, unarmed; ischium about 0.65 of propod length, 0.7 of merus length, 5.0 times longer than distal width, feebly tapered proximally; basis and coxa normal; fourth and fifth pereiopods similar.

Pleopods without special features.

Uropods subequal to telson length; protopodite with distolateral lobe broadly rounded; exopod broad, 2.0 times longer than wide, lateral margin convex, non-setose, with small distolateral lobe with small acute lateral tooth with larger mobile spine medially, diaeresis distinct, at 0.75 of length; endopod about 0.95 of exopod length, 2.8 times longer than wide.

MEASUREMENTS (mm). — Carapace length, 14.0; carapace and rostrum, 21.5; total body length (approx.), 61.5; second pereiopod chela, 19.0; length of ovum, 0.5.

COLOURATION AND HOST. — No data.

REMARKS. — KEMP (1922) described *P. alcocki* on the basis of a single ovigerous female specimen in the collections of the Zoological Survey of India (catalogue number 4787/7) which was part of the material described by ALCOCK and ANDERSON (1894) under the name of *Palaemonella laccadivensis*, subsequently placed in the genus *Periclimenes* by KEMP in the same work. KEMP's description of this important deep-water species was brief and incompletely illustrated and the species is here considered worthy of a new description.

The present specimen agrees well with KEMP's description but is distinctly larger than his specimen, some 50 mm in total body length, and is the largest species of pontonine shrimp so far reported from over 100 m depth. The following points may be noted. The tuberculation of the second pereiopod is minute, and could be easily overlooked. The distolateral tooth on the proximal segment of the antennular peduncle is much longer and more slender in KEMP's specimen, far exceeding the level of the proximal end of the distal segment of the peduncle. The distolateral tooth of the scaphocerite is larger and longer in the type specimen, and reaches to the level of the distal margin of the lamella. The inferior orbital angle of the New Caledonian specimen appears longer, and more acute in lateral view, than in the type specimen, in which it scarcely exceeds the end of the antennal spine. The integument of the present specimen is rigid and well calcified, not soft and membranous as in the type, probably due only to the latter specimen having recently moulted.

DISTRIBUTION. — Not previously reported from New Caledonian waters. Type locality : Laccadive Sea, 9°34'57"N, 75°36'30"E, 730 m. Also reported from Japan, 350 m (KUBO, 1940); Madagascar, 395 m (BRUCE, 1978); the Philippines Islands, 187-195 m, 350-326 m (BRUCE, 1981, 1985) and Australia, 330 m (BRUCE, 1983).

Periclimenes latipollex Kemp, 1922

Fig. 6

Restricted synonymy :

Periclimenes (Periclimenes) latipollex Kemp, 1922 : 150-152, fig. 18, pl. 4, fig.3. — HOLTHUIS, 1952 : 47-48, figs 13-14.

MATERIAL EXAMINED. — Chesterfield Islands. MUSORSTOM 5 : stn CP 269, 24°47.0'S, 159°37.3'E, Middleton Chain, 270-250 m, 9 October 1986 : 1 ovig. ♀ (MNHN-Na 12031).

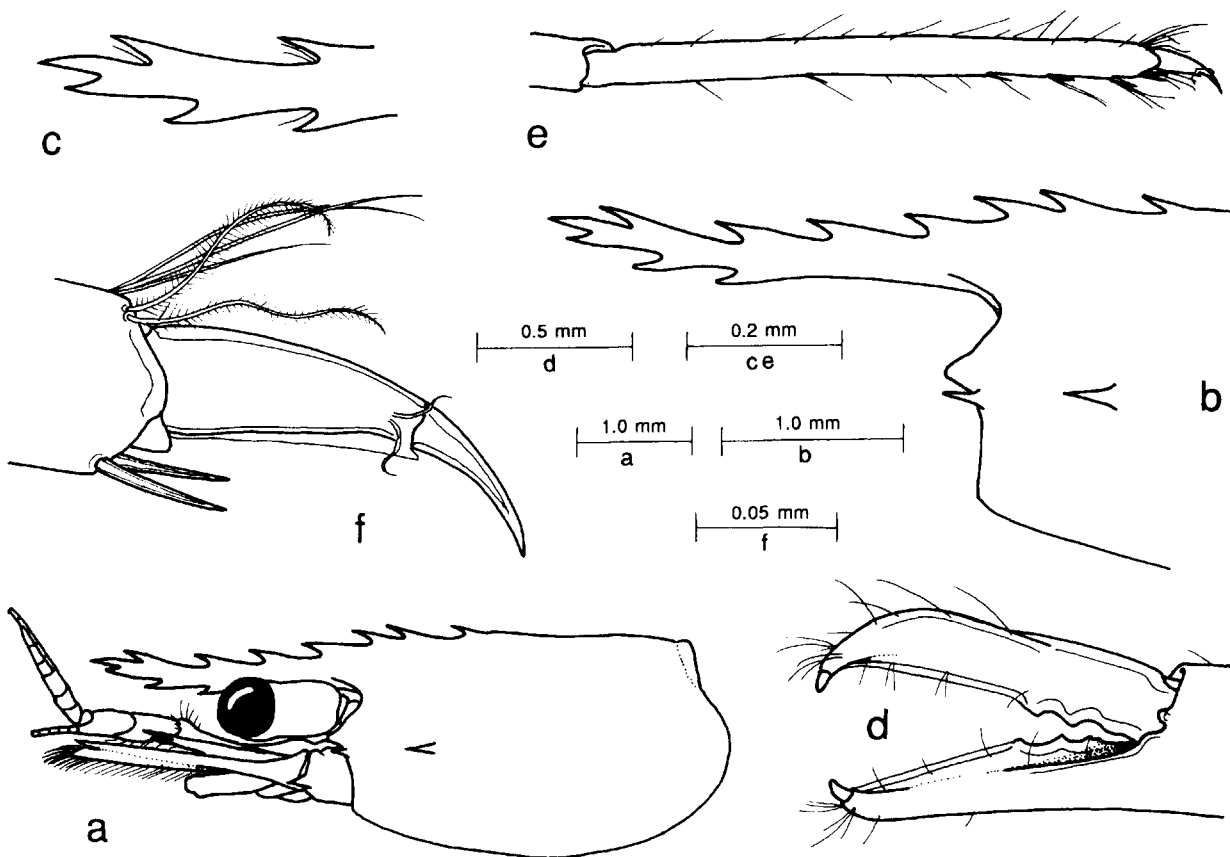


FIG. 6. — *Periclimenes latipollex* Kemp, ovig. ♀, MUSORSTOM 5, stn CP 269, Middleton Chain, 250-270 m : a, carapace, rostrum, eye and antennal peduncles, lateral; b, anterior carapace and rostrum, lateral; c, tip of rostrum; d, second pereiopod, fingers, medial aspect; e, third pereiopod, propod and dactyl; f, same, distal propod and dactyl, many setae omitted.

REMARKS. — The single specimen, carapace length 2.85 mm, agrees closely with the original description provided by KEMP (1922). It differs slightly in that the rostrum is shorter, distinctly less than the carapace length, and rather less markedly slender, with the distal teeth relatively larger. The rostrum reaches to about the end of the antennular peduncle, distal margin of the spine and lamella of the scaphocerite, all of which are co-extensive. The hepatic and antennal spines are on the same level, as in the type material. The cornea is large, well pigmented, about 0.2 of the carapace length, without accessory pigment spot. The first pereiopod appears much longer than in KEMP's figure, but corresponds more to his description, reaching beyond the scaphocerite by the length of the

fingers and half the palm. Only the right second pereopod is preserved. The chela is about 1.3 times the carapace length, with the palm smooth, subequal to the carapace length. The fingers are about 0.3 of the palm length, with the dactylus bearing a well marked lateral flange and the cutting edge with two small acute teeth proximally, fitting into a groove in the proximal cutting surface of the fixed finger, which bears four small subacute teeth in the proximal cutting margin. The ambulatory pereopods are moderately robust, with the third exceeding the scaphocerite by the dactyl and distal half of the propod, which is about 0.7 of the carapace length, 14.0 times longer than wide, uniform, with a pair of slender distoventral spines, which are almost equal in length to the whole width of the base of the dactylar corpus, and four single isolated ventral spines. The dactyl is about 0.15 of the propod length, with a small blunt accessory tooth, the ventral margin is straight, laminar and sharp, and the unguis is clearly demarcated from the corpus. KEMP's material differs slightly in these features, where the second pereopod dactyl has only a single tooth on the cutting edge and the fixed finger has two, the third pereopod propod is stouter, with only a single short distoventral spine, and the dactyl has a long slender accessory tooth. HOLTHUIS (1952) notes that in his specimens, the accessory tooth is minute.

No information concerning the host of the present specimen is available, but *P. latipollex* has been reported in association with gorgonians (*Acanthogorgia flabellum* Hickson in BRUCE, 1971).

DISTRIBUTION. — Not previously recorded from New Caledonian waters. Type locality : Mergui Archipelago, 112 m. Also reported from the Kei Islands, Indonesia, 304 m; Somalia, 73-82 m; Kenya, 155 m; and the Philippines, 133-185 m.

Periclimenes cf. *hertwigi* Balss, 1913

Fig. 7

Restricted synonymy :

Periclimenes hertwigi Balss, 1913 : 235. — BRUCE, 1990b : 151-153, figs 1-2.

Periclimenes Hertwigi - Balss, 1914 : 49, figs 28-30.

MATERIAL EXAMINED. — **New Caledonia**. CALSUB : dive 21, 22°45'S, 167°09'E, Isle of Pines, 344-330 m, 12 March 1989 : 1 ♂, 1 ovig. ♀ (MNHN-Na 12050).

HOST. — *Asthenosoma* sp. [Echinodermata : Echinothuridae].

REMARKS. — The specimens closely resemble those previously reported from New Caledonia by BRUCE (1990), from unidentified hosts. The male, carapace length 6.6 mm, has a rostral dentition of 5/2, with the rostrum reaching to slightly beyond the end of the intermediate segment of the antennular peduncle. In the female, carapace length 7.2 mm, the rostrum reaches almost to the end of the antennular peduncle, with a dentition of 6/2. The two distal ventral teeth are small and situated on the distal fifth of the rostrum with the first dorsal tooth just posterior to the level of the orbital notch. In the male, two ventral rostral teeth occupy the distal two fifths of the rostrum and the first two dorsal teeth are situated posterior to the level of the orbital notch. The dactyls of the ambulatory pereopods appear to distinctly differ from those of previously described specimens. The distoventral angle of the corpus is produced in the form of 2-3 slender tooth-like processes, much more solidly developed than the thin laminar ventral carina from which they extend distally. The male and female show basically similar teeth, with three in the male and two in the female. The unguis is feebly demarcated in both specimens and appears continuous with the adjacent distoventral tooth. The proximal ventral region of the unguis proper has been reported by HOLTHUIS (1952) to show some shallow lobes in the Siboga specimen of *P. hertwigi*. In the present material a series of about half a dozen small acute denticles are present in this position. The distoventral and distal ventral spines on the propod are well developed and minutely denticulate along most of their dorsal margins.

The usual condition of the distoventral margins of the ambulatory dactylar corpus appears to be a thin lamella with various irregular crenulations. This contrasts with the small, but relatively slender and solid teeth in the present specimens. The similarity in male and female also suggests that the condition is not due to individual variation, but has a genetic basis, implying that they may represent a separate taxon distinct from *P. hertwigi*.

s. str. Possibly a complex of related species, associated with different deep-water echinoid host genera may be involved. Little data is presently available but Japanese specimens have been reported in association with *Phormosoma* sp. (KUBO, 1940) and specimens from Queensland, Australia, from *Areosoma thetidis* (H.L. Clark) (BRUCE, 1972). The association of the New Caledonian specimens with *Asthenosoma* sp., constitutes a new host record.

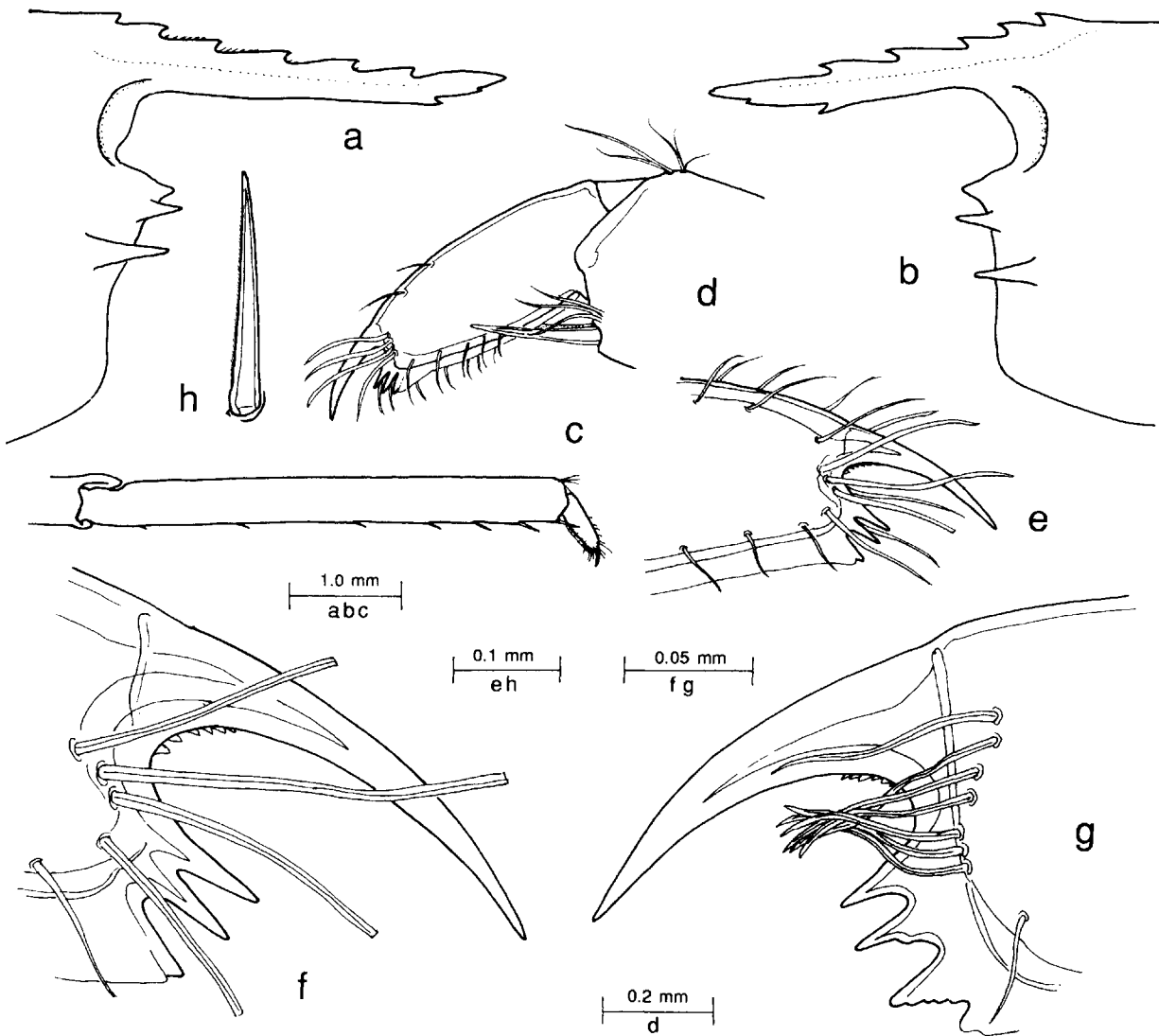


FIG. 7. — *Periclimenes* cf. *hertwigi* Balss, CALSUB, dive 21, Isle of Pines, 330-344 m : a-b, anterior carapace and rostrum; c, third pereiopod; d, same, distal propod and dactyl; e, same, distal dactyl; f-g, same, unguial region; h, same, spine from distoventral propod.

a, c-f, h : ♀; b, g : ♂.

DISTRIBUTION. — Previously reported from New Caledonian waters by BRUCE (1990b). Type locality : Sagami Bay, Japan, 120 m (BALSS, 1913). Also reported from Japan, 305 m, by KUBO (1940), FUJINO & MIYAKE (1970); Indonesia, 304 m (HOLTHUIS, 1952); Queensland, Australia, 275 m (BRUCE, 1972) and New Caledonia, 405-600 m (BRUCE, 1990b).

Periclimenes foveolatus Bruce, 1981

Fig. 8, 72

Periclimenes foveolatus Bruce, 1981 : 196-201, figs 6-9, 17 a-b, 18 b, e.

MATERIAL EXAMINED. — Loyalty Islands. MUSORSTOM 6 : stn DW 475, 21°08.95'S, 167°55.4'E, 236 m, 22 February 1989 : 1 ovig. ♀ (MNHN-Na 12041).

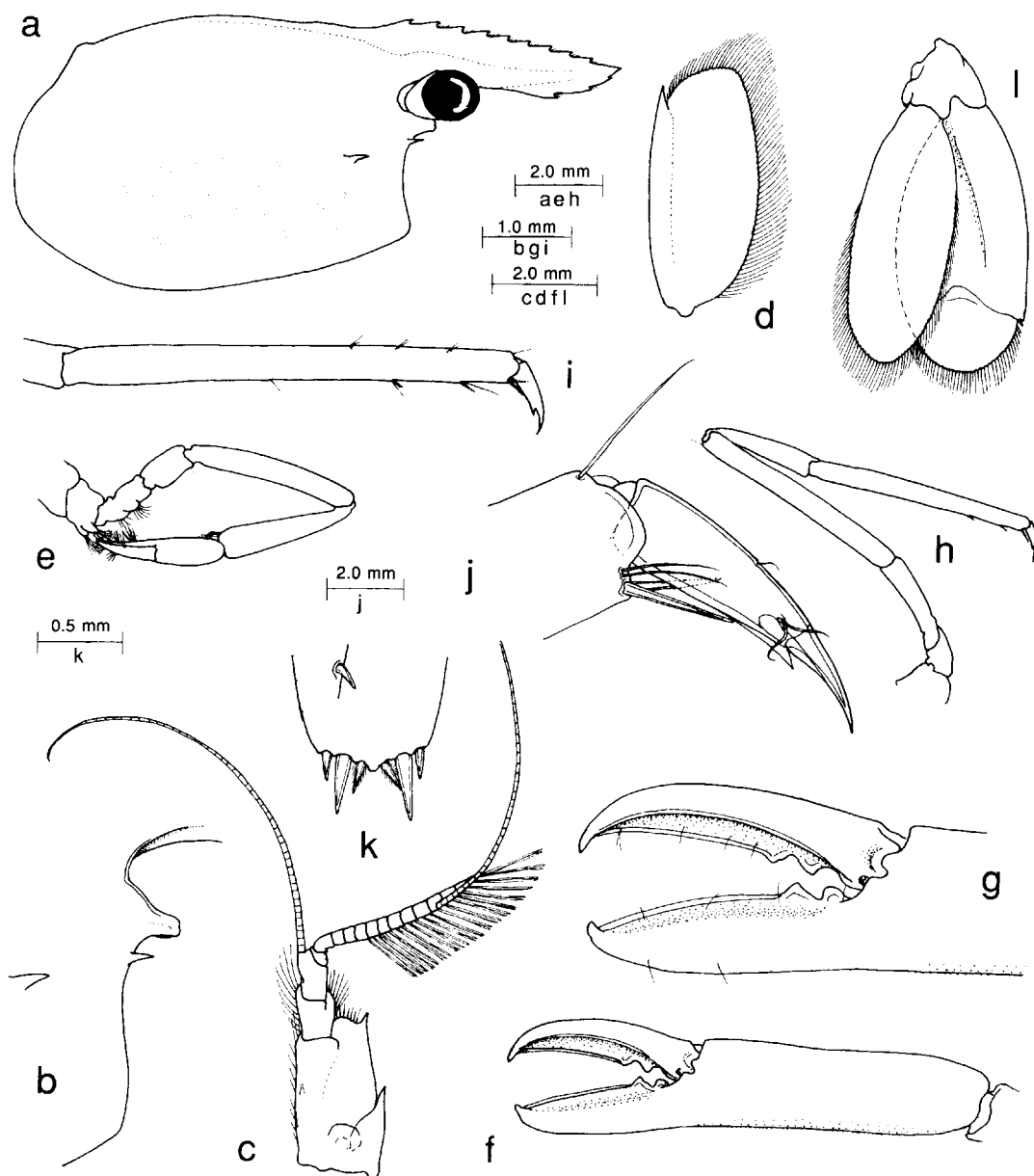


FIG. 8. — *Periclimenes foveolatus* Bruce, MUSORSTOM 6, stn DW 475, Loyalty Islands, 236 m, ovig. ♀ : a, carapace and rostrum; b, same, inferior orbital angle; c, antennule; d, scaphocerite; e, first pereiopod; f, second pereiopod, chela; g, same, fingers; h, third pereiopod; i, same, propod and dactyl; j, same, dactyl and distal propod; k, posterior telson spines; inset, dorsal spine; l, uropod.

REMARKS. — The single example, with a rostral dentition of 9/3, agrees closely with the original description of this species except that the foveolation of branchiostegite and pleura is much less readily discernible, however, with careful illumination it can be made out. The tuberculation of the major second pereiopod chela is also minute and only discernible with difficulty. The specimen has a carapace length of 7.6 mm and lacks the minor (right) second pereiopod.

COLOURATION. — Generally pinkish, spotted with red and white. Rostrum with dorsal carina largely transparent, with tip white, large white spots over second-third and fifth-sixth teeth, with smaller red patches over first, fourth, seventh and ninth teeth; ventral carina with large white spot over first-second teeth, proximally with smaller red patches; carapace generally pinkish, becoming translucent white over lower branchiostegite; postrostral carina anteriorly with large white spots, with smaller red patches anteriorly and posteriorly, posteriorly with smaller red spot with white patches anteriorly and posteriorly; laterally with numerous circular orange-red spots, largest over upper branchiostegite, smaller dorsally, with scattered small white dots; abdomen generally similar to carapace, first segment with pair of large submedian white spots dorsally, third segment with red-white-red posteromedian dots, fourth with white posteromedian dot, with submedian red spots anteriorly, fifth with large red patch with smaller marginal white zone; sixth with preterminal band of red, posterodorsal margin white; caudal fan densely white, with distal margins of telson and uropods deep red. Eye translucent with dorsal red patch. Antennular peduncle distally red, flagella translucent; antenna with distal half of carapocerite deep red, proximal half white and red; scaphocerite with red lateral spots. First pereiopod with fingers white, palm of chela deep red, carpus distally densely white, proximally red. Second pereiopod with distal half of fingers red, proximal half and distal palm densely white, proximal palm reddish with central translucent zone, carpus and distal fourth of merus densely white, proximal merus reddish with central translucent zone; ischium similar; basis and coxa white. Ambulatory pereiopods with dactyl and propod white, latter with subproximal ring of red, carpus white, with central red band, merus and ischium as in second pereiopods, ischiomeral joint region densely white. Pleopods orangeish, with scattered red and white spots. (From colour transparencies by P. LABOUTE).

DISTRIBUTION. — Type locality : Philippine Islands, off Ambil Island, 14°01'N, 120°15.8'E, 188-191 m (BRUCE, 1981). No subsequent records.

Periclimenes rectirostris Bruce, 1981

Figs 73-74

Periclimenes rectirostris Bruce, 1981 : 204-211, figs 12-15.

MATERIAL EXAMINED. — **Chesterfield Islands**. MUSORSTOM 5 : stn CP 312, 22°17.2'S, 159°24.8'E, 315-320 m, 12 October 1986 : 1 ♀ (MNHN-Na 12039). — Stn CP 316, 22°25.13'S, 159°24.0'E, 330 m, 13 October 1986 : 1 ♂ (MNHN-Na 12040).

REMARKS. — The male specimen has a rostral dentition of 13/2 and a carapace length of 9.1 mm. The female specimen has a damaged rostrum, lacks both second pereiopods with the right pereiopod regenerating, has a damaged caudal fan and a carapace length of 6.0 mm. In the male specimen, the second pereiopods are subequal and similar. The specimens agree closely with the type material, the only noteworthy difference being the presence of only two ventral rostral teeth in the male specimen, the female has at least three in the remaining part of the rostrum. In the type specimens four teeth are present in the male and five in the female.

The host of *P. rectirostris* has not yet been identified. BRUCE (1985) suggested that it may be associated with the echinoid *Eremopyga denudata* (de Meiger). The colouration of the present specimens may lend some support to this proposal. Other echinoid associates such as *Tuleariocaris* species and *Stegopontonia commensalis* are also provided with contrasting longitudinal lateral white lines along the whole length of the body. In these species, the lines are distinctly narrow, much less broad than are found in *P. rectirostris*.

COLOURATION. — General coloration pinkish-red with broad white lateral band. Rostrum deep red with dorsal half of dorsal carina transparent, lateral carinae intense creamy white, becoming whitish posteriorly, extending over

anterior 0.8 of dorsal carapace, with median postrostral line transparent, outlined by reddish zone; most of dorsal carapace reddish, with large bluish-green ovary visible; lateral carapace with conspicuous longitudinal translucent band extending posteriorly from inferior orbital region, broadening posteriorly, with upper and lower submarginal lines of dense white enclosing broad translucent white zone densely speckled with minute white dots; lower branchiostegite translucent, whitish. Abdomen generally reddish, increasing in intensity posteriorly, deep red on fifth-sixth abdominal segments, with broad longitudinal white band similar to, and continuous with that of carapace, tapering posteriorly, becoming narrow at posterolateral angle of sixth abdominal segment, pleura reddish, finely speckled with white; telson pinkish, lateral margins white, continuous with main longitudinal band, uropods pinkish with lateral exopod white (?). Antennal peduncle and flagella deep red, as in rostrum; basicerite and lateral scaphocerite white; eye stalk translucent pinkish, cornea black. Mouthparts, first pereopod and ambulatory pereopods translucent white. (From colour transparencies by P. LABOUTE).

DISTRIBUTION. — Type locality : Lubang, Philippine Islands, 13°53.2'N, 120°09.8'E, at 129-134 m (BRUCE, 1981). No further records.

Periclimenes franklini Bruce, 1990

Fig. 9

Periclimenes franklini Bruce, 1990a : 55-64, figs 1-5.

MATERIAL EXAMINED. — New Caledonia. MUSORSTOM 4 : stn 178, 18°56.3'S, 163°12.9'E, 520 m, 18 September 1985 : 1 ♀ (MNHN-Na 12034). — Stn CP 184, 19°04.0'S, 163°27.5'E, 260 m, 18 September 1985 : 1 ovig. ♀ (MNNH-Na 12035).

CHALCAL 2 : stn CP 27, 23°15.29'S, 168°04.7'E, 289 m, 31 October 1986 : 1 ovig. ♀ (MNHN-Na 12033).

SMIB 5 : stn DW 102, 23°19.6'S, 168°04.7'E, 305 m, 14 September 1989 : 1 ♀ (MNHN-Na 12036).

CALSUB : dive 18, 22°46'S, 167°20'E., SW of Isle of Pines, 270 m, 9 March 1989 : 1 ovig. ♀ (MNHN-Na 12037).

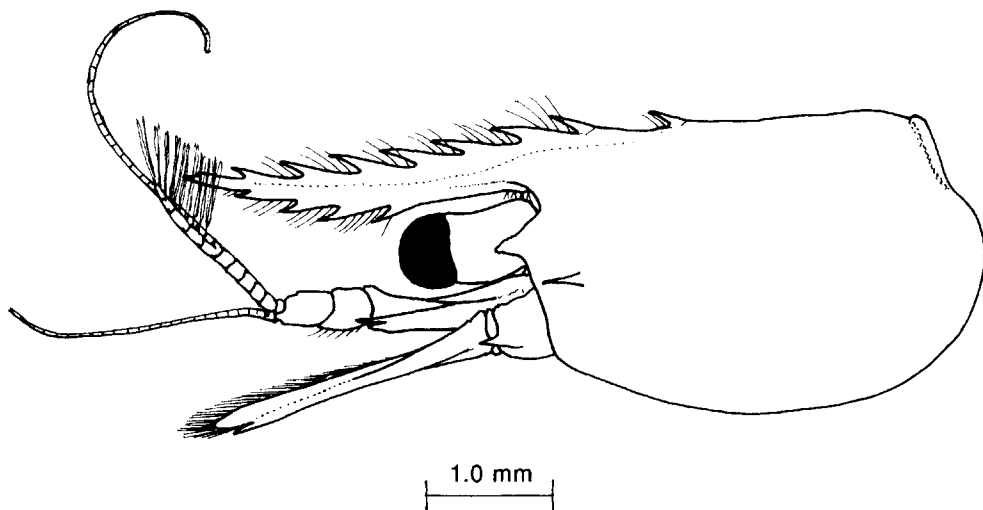


FIG. 9. — *Periclimenes franklini* Bruce, ovig. ♀, CALSUB, dive 18, Isle of Pines, 270 m, carapace, rostrum, eye and antennal peduncles.

REMARKS. — This species has not been previously recorded from New Caledonian waters and was only recently described from three specimens from 296-302 m from the opposite side of the Coral Sea, off Cairns, Australia. The present records extend the known distribution and also bathymetric range, to 260-520 m, with a significant increase in depth.

The CALSUB specimen lacks the second to fifth pereopods and has a carapace length of 3.1 mm, with a rostral dentition of $1 + 8/4$, with the rostrum distinctly exceeding the antennular peduncle, lamina shallow, about 0.9 of carapace length, with fairly long stiff setae, somewhat resembling those found in *P. setirostris* sp. nov. (see below)

The specimens agree well with the original description. The largest specimen, an ovigerous female, has a carapace length of 4.4 mm. The rostral dentition is $1 + 7-8/3$, as in the type material. As with the type material, the host animal, probably a gorgonian, remains unknown.

DISTRIBUTION. — Type locality : Coral Sea, 17°21.7'S, 146°48.52'E, 296-302 m. No further records.

Periclimenes vaubani Bruce, 1990

Periclimenes vaubani Bruce, 1990b : 174-181, figs 16-19, 38 a-d, 39 g.

MATERIAL EXAMINED. — New Caledonia. BIOCAL : stn DW 66, 24°55.43'S, 168°21.67'E, Norfolk Ridge, 505-515 m, 3 September 1985 : 1 ovig. ♀ (NTM Cr. 007918).

REMARKS. — The single specimen agrees with the previous data, and has a carapace length of 2.8 mm, with a rostral dentition of $1 + 8/2$. The second pereopods are distinctly unequal and the dactyls of the chelae without lateral flanges. The specimen occurred within the known bathymetric range of this species, 445-650 m.

DISTRIBUTION. — Type locality : 23°38'S, 167°23.42'E, New Caledonia. Previously known only from the type specimens.

Periclimenes tenuirostris Bruce, 1991

Periclimenes tenuirostris Bruce, 1991 : 330-338, figs 13-16.

MATERIAL EXAMINED. — New Caledonia. MUSORSTOM 4 : stn DW 187, 19°08.3'S, 163°29.3'E, 65-120 m, 19 September 1985 : 2 ovig. ♀ (MNHN-Na 12047).

SMB 5 : stn DW 81, 22°38.2'S, 167°34.8'E, Norfolk Ridge, 110 m, 9 September 1989 : 1 ovig. ♀ (MNHN-Na 12048).

REMARKS. — The type material of this species was collected from 73-85 m. The specimens from stn DW 187 may have been collected from less than 100 m depth, but the specimen from stn DW 81 establishes the occurrence of this species below that depth.

The specimens from stn DW 187 had carapace lengths of 4.8, 4.2 mm, with rostral dentition $1 + 7/1-2$, the larger specimen with tip of the rostrum missing. The DW 81 specimen, carapace length 4.2 mm, has a rostral dentition of $1 + 9/4$, with the two distal ventral teeth very small. The stn DW 81 specimen, collected in 1989, showed no trace of colouration. The stn DW 187 specimen, collected in 1985, still had a distinct carmine colouration of the fingers, except the tips, of the single preserved second pereopod; similar reddish colouration of the fingers, excluding tips, and proximal and distal ends of the carpus of the first pereopod; and also on the distal margins of the rami of the uropods.

DISTRIBUTION. — Type locality : Grand Récif Sud, New Caledonia (BRUCE, 1991). No other records.

Periclimenes aleator sp. nov.

Figs 10-14

MATERIAL EXAMINED. — Loyalty Islands. BIOCAL : stn DW 46, 20°53.0'S, 167°17.0'E, 570-610 m, 30 August 1985 : 1 ovig. ♀, holotype (MNHN-Na 12027).

DESCRIPTION. — Small sized, slender pontoniine shrimp of subcylindrical body form; lacking right second pereiopod, some ambulatory pereiopods and pleopods.

Carapace smooth, glabrous; rostrum well developed, slender, horizontal, with feeble dorsal curvature, about 0.6 of carapace length, slightly exceeding antennular peduncle, dorsal carina distinct, extending posteriorly over anterior 0.6 of carapace length, with nine acute dorsal teeth, larger proximal five more closely grouped than distal teeth, first two situated behind posterior orbital margin; lateral carina distinct, feebly expanded posteriorly; ventral carina feebly developed over distal half of rostral margin, with four acute teeth, subequal, smaller than dorsal teeth; interdental spaces feebly setose; supraorbital teeth absent, epigastric tooth well developed, at about 0.3 of carapace length, without epigastric tubercle; orbit feebly developed, inferior orbital angle acutely produced; antennal spine small, slender, marginal, distinctly below, not exceeding inferior orbital angle; hepatic spine well developed, larger than antennal spine, at distinctly lower level, at level of first dorsal rostral tooth, remote from anterior carapace margin; anterolateral angle of branchiostegite not produced, bluntly subrectangular.

Abdomen smooth, glabrous; third abdominal segment not produced, non-carinate; pleura of first three segments broadly rounded, fourth and fifth posteriorly produced rounded, fifth segment about 0.65 of sixth segment length, with segment compressed, about 1.9 times longer than central depth, feebly tapering posteriorly, posteroventral angle small, subacute, posterolateral angle larger, acute. Telson about 1.5 times sixth segment length, slender, 4.0 times longer than anterior width, lateral margins sublinear, feebly posteriorly convergent, with four pairs of marginal dorsal spines, spines well developed, about 0.05 of telson length, at about 0.4, 0.6, 0.8, 0.9 of telson length, posterior margin about 0.4 of anterior telson width, angular, with small acute median process, with three pairs of spines, lateral spines subequal to dorsal spines, intermediate spines about 0.17 of telson length, slender, 8.0 times longer than proximal width, submedian spines slender, setulose, about 0.45 of intermediate spine length.

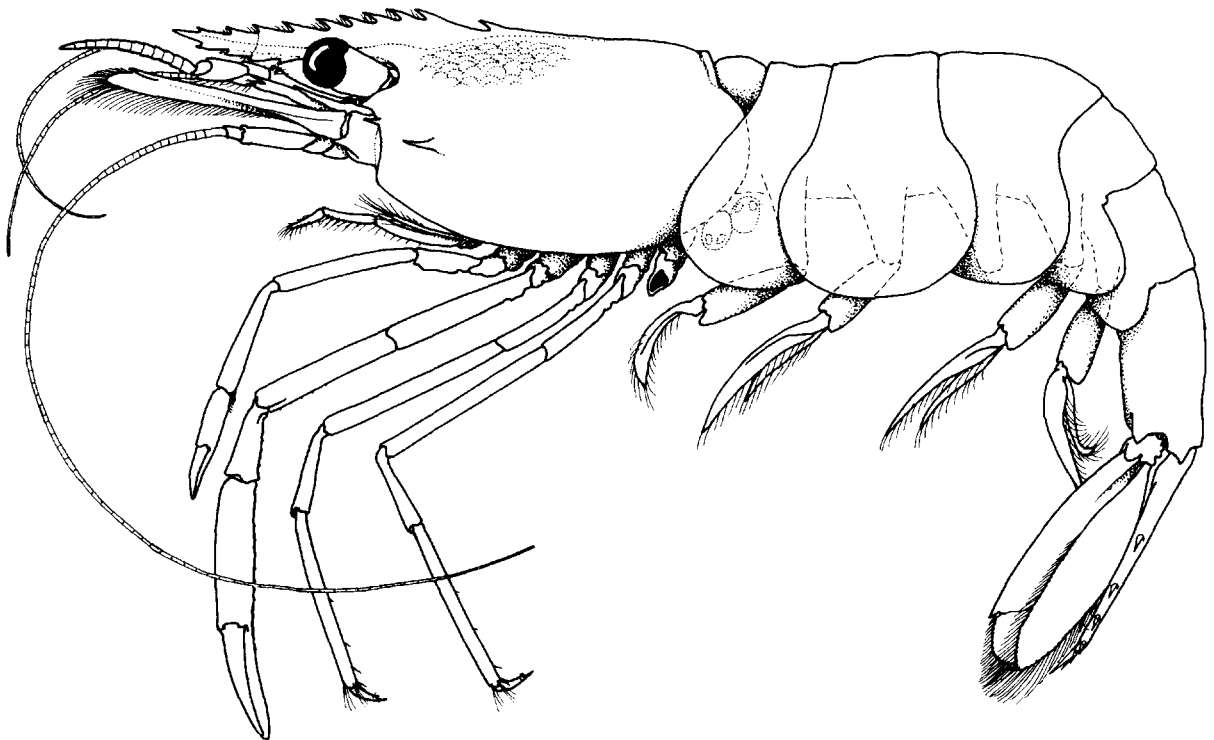


FIG. 10. — *Periclimenes aleator* sp. nov., holotype, ovig. ♀, BIOCAL, stn DW 46, Loyalty Islands, 570-610 m. Scale bar in millimeters.

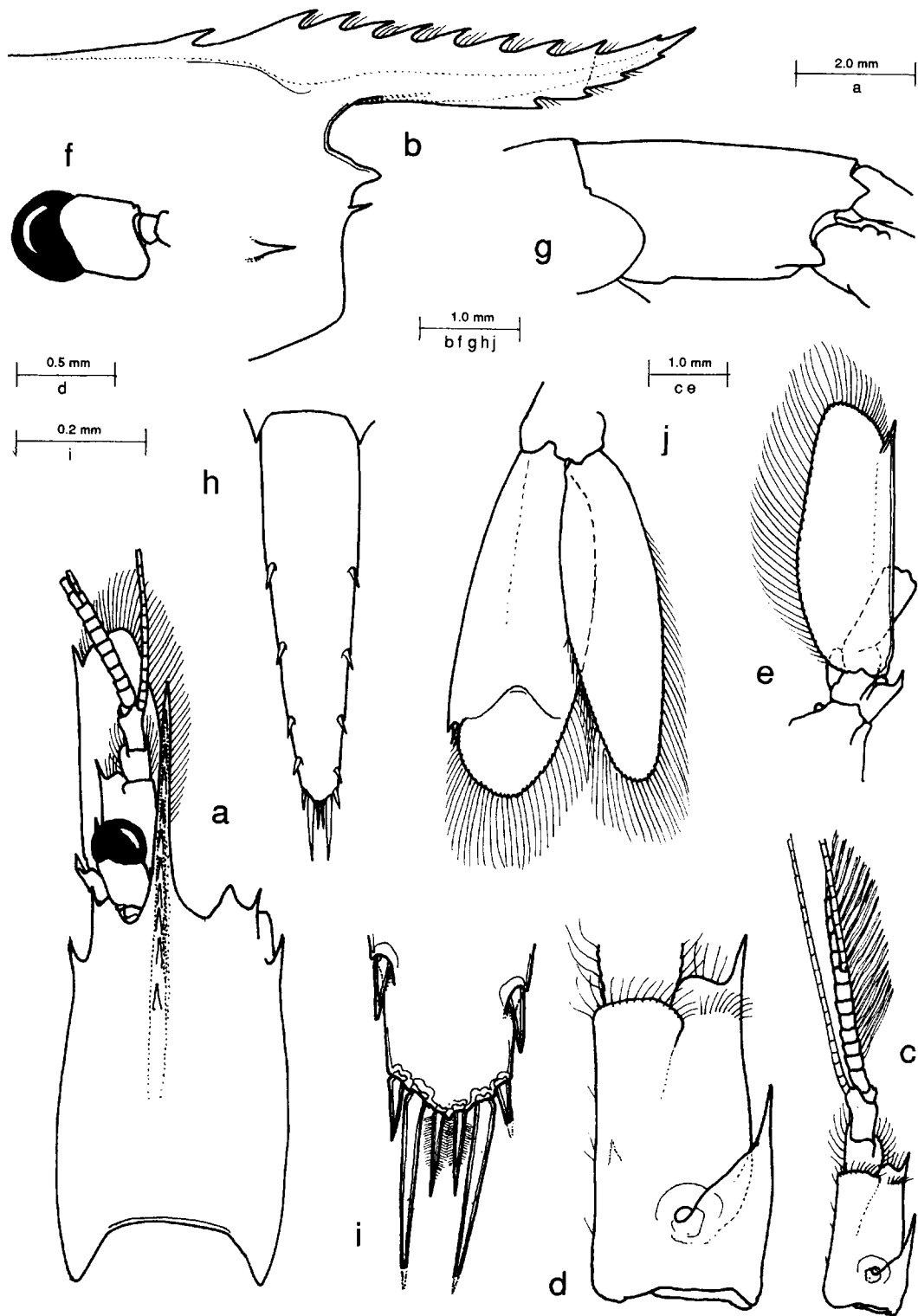


FIG. 11. — *Periclimenes aleator* sp. nov., holotype, ovig. ♀ : a, carapace, rostrum, right eye and antennae, dorsal; b, anterior carapace and rostrum, lateral; c, antennule; d, same, proximal segment; e, antenna; f, eye; g, sixth abdominal segment; h, telson; i, same, posterior dorsal and posterior spines; j, uropod.

Eye with well developed globular, well-pigmented cornea, without accessory pigment spot, obliquely oriented on stalk, corneal diameter about 0.16 of carapace length, stalk about as long as wide, uniform, feebly compressed.

Antennular peduncle reaching to about level of distal dorsal rostral tooth; proximal segment about 1.9 times longer than wide, medial margin straight, sparsely setose, with acute tooth ventrally at about 0.5 of length, lateral margin feebly sinuous, convergent, with well developed distolateral lobe with long slender lateral tooth, reaching to about 0.6 of intermediate segment length, stylocerite proximally broad, distally slender, acute, reaching to about 0.7 of proximal segment length, statocyst normal, with subcircular statolith; intermediate segment broad, 1.5 times wider than long, with well developed setose lateral flange, medial margin setose, obliquely articulated with distal segment; distal segment slender, about 1.5 times dorsal length of intermediate segment, about 1.6 times longer than distal width; upper flagellum biramous, with proximal eight segments fused, shorter free ramus with four segments, longer free ramus slender, filiform, about 0.9 of carapace length; lower flagellum, slender, filiform, about subequal to carapace length; with about 22 groups of aesthetascs.

Antenna with basicerite robust, with strong distolateral tooth, carpocerite subcylindrical, slightly compressed, reaching to about 0.4 of scaphocerite length, about 2.5 times longer than distal width, flagellum well developed, slender, about 3.0 times carapace length, scaphocerite extending well beyond antennular peduncle and rostrum, exceeding latter by about 0.25 of length of lamella, lamella about 2.8 times longer than greatest width, at about 0.4 of length, broad, feebly tapering distally, about 0.75 of carapace length, lateral margin straight, with strong distal tooth, distally exceeded by broad, bluntly angulate distal margin of lamella.

Epistome normal, unarmed. First three thoracic sternites broad, unarmed; fourth with broad triangular plates, most developed medially, separate by deep median fissure, fifth sternite similar, plate smaller, stouter; posterior sternites unarmed.

Mandible (right) normal, without palp; molar process stout, obliquely truncate distally, with five stout teeth, anterior and posterior groups of short setae; incisor process well developed, obliquely truncate distally, with three large acute teeth, central tooth slightly smaller than outer teeth, medial tooth with minute accessory tooth laterally, medial edge entire, unarmed. Maxillula with slender palp; distinctly bilobed, with long slender dorsal lobe, short, stout ventral lobe, with small ventral tubercle, without seta; upper lacinia moderately broad, feebly oblique distally, with about 7 short stout simple spines, with numerous short slender spiniform setae; lower lacinia short, stout, tapering with numerous long spiniform setae distally. Maxilla with slender tapering distally acute palp, proximal half of lateral margin with several short plumose setae; basal endite deeply bilobed, distal lobe longer, stouter than proximal lobe, with about 13, 8 short slender simple distal setae respectively; coxal endite obsolete, medial margin broadly convex; scaphognathite about 2.8 times longer than broad, posterior lobe broad, about 2.0 times longer than wide, anterior lobe 1.4 times longer than wide, distally narrow, with medial margin deeply concave. First maxilliped with slender simple palp; slightly exceeding distal margin of basal endite, with long preterminal papillose seta; basal endite broad, distally rounded with medial margin straight, densely fringed with slender feebly setulose setae; coxal endite distinct from basal, broadly convex, sparsely setose, with three elongate plumose setae distally; exopod with flagellum slender, with about six long plumose setae distally, caridean lobe large, broad; epipod triangular, bilobed. Second maxilliped with normal endopod; dactylar segment normal, about 3.2 times longer than broad, with numerous long coarsely serrulate spines medially, propodal segment broad, not produced distomedially, with about 7 long spiniform setae, numerous slender simple setae, carpus with ventromedial angle acutely produced, ischiomerus and basis normal, basis distomedially feebly excavate, exopod with slender flagellum, with 7 long plumose setae distally, six short plumose setae proximolaterally, coxa broadly produced medially, convex, with few long simple setae, epipod subrectangular, small, without podobranch. Third maxilliped with endopod slender, reaching to about proximal 0.3 of carpocerite; ischiomerus completely fused to basis, junction indicated by small medial notch, combined segment about 6.2 times longer than central width, slightly tapering distally, bowed, flattened centrally, distolateral margin sparsely setose, with two short, stout, distolateral spines, medial margin sparsely setose, with slender simple setae; penultimate segment about 0.5 of combined proximal segment length, 4.0 times longer than proximal width, feebly tapering distally, subcylindrical, sparsely setose laterally, with about 7 small groups of spiniform setae medially; terminal segment about 0.4 of combined proximal segment length, 5.0 times longer than proximal width, tapering, distally blunt, with about 7 transverse groups of setae ventromedially, larger setae ventrolaterally, basal region medially convex, sparsely setose; exopod with slender flagellum, with about 7 long plumose setae distally; coxa with small subacute setose

medial process, rounded lateral plate, small quadrilamellar arthrobranch. Paragnaths with well developed narrow alae, corpus short, broad, with oblique ventrolateral ridge.

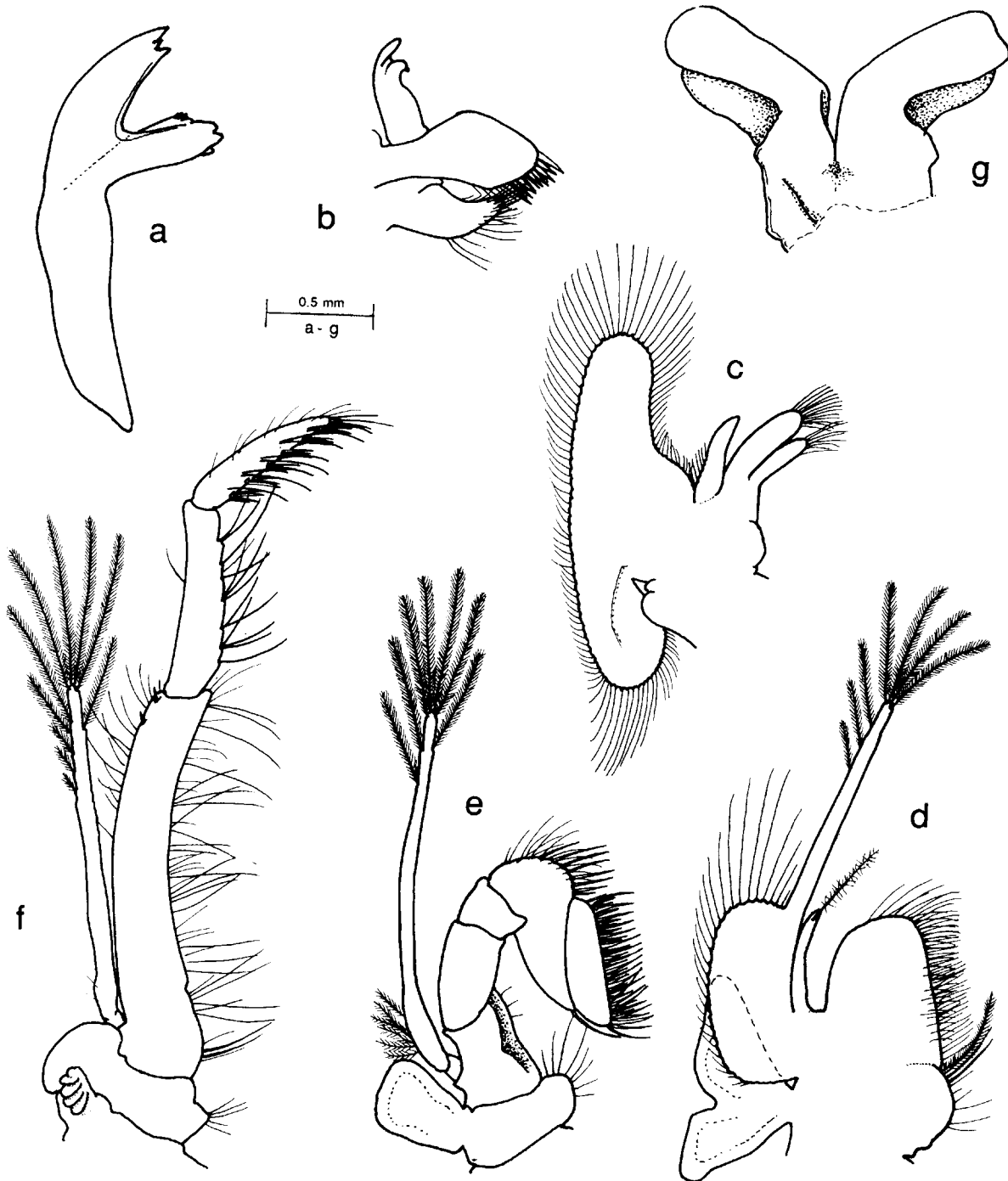


FIG. 12. — *Periclimenes aleator* sp. nov., holotype, ovig. ♀ : a, mandible; b, maxillula; c, maxilla; d, first maxilliped; e, second maxilliped; f, third maxilliped; g, paragnaths.

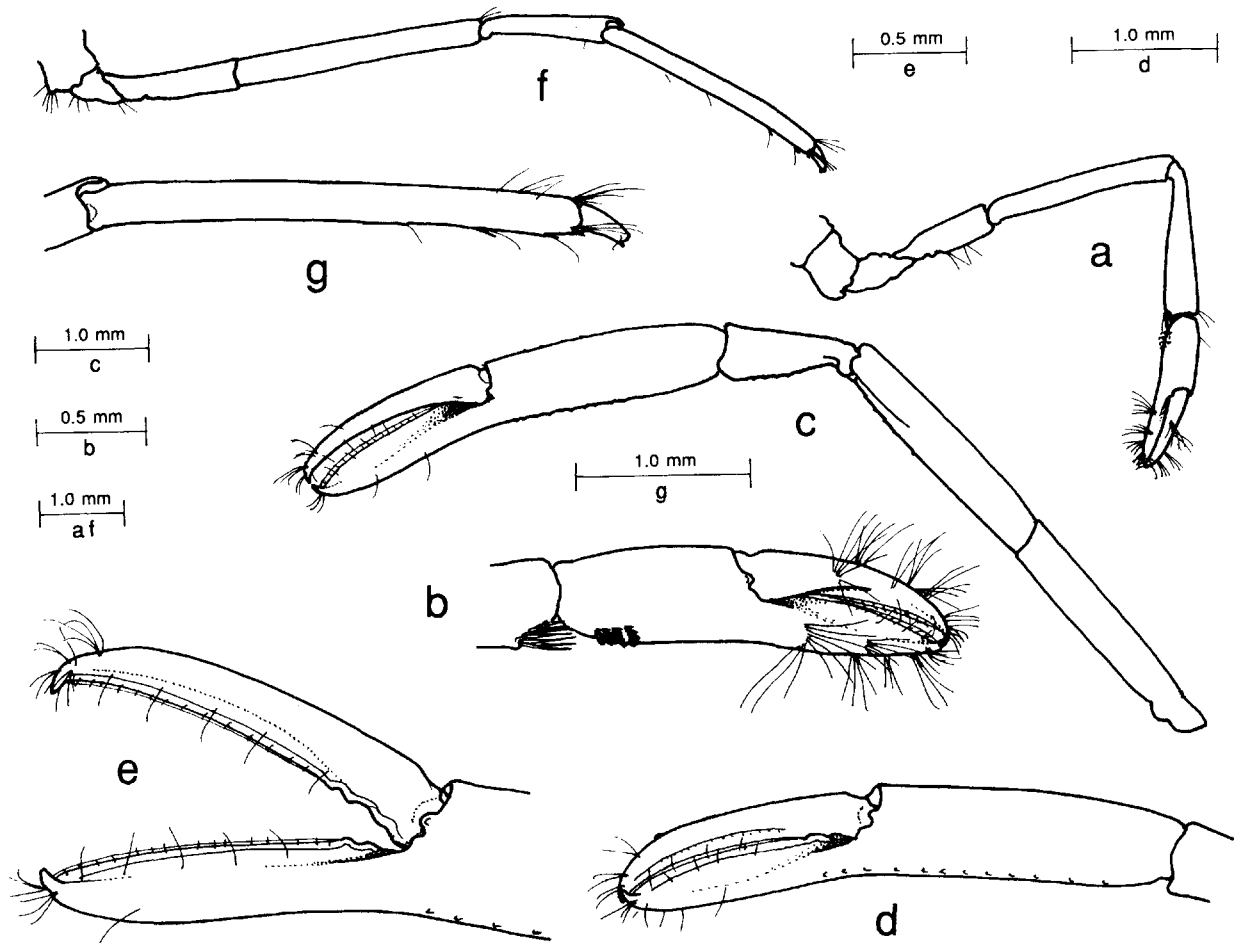


FIG. 13. — *Periclimenes aleator* sp. nov., holotype, ovig. ♀ : a, first pereiopod; b, same, chela; c, second pereiopod (minor?); d, same, chela; e, same, fingers; f, third pereiopod; g, same, propod and dactyl.

First pereiopod slender, exceeding scaphocerite by about half length of fingers, carpuccerite by chela and half of carpus, chela with palm subcylindrical, feebly compressed, about 2.0 times longer than deep, subuniform, with four transverse rows of short serrulate setae proximoventrally; fingers robust, subequal to palm length, feebly subspatulate, cutting edges lateral, entire, dactylus about 4.0 times longer than proximal depth, with small feebly hooked tip, fixed finger similar, both with numerous groups of simple setae; carpus about subequal to chela length, 4.5 times longer than distal width, tapering proximally, with transverse row of serrulate setae distoventrally; merus about 1.2 times chela length, 8.0 times longer than central width, uniform; ischium about 0.6 of chela length, 0.5 of meral length, 3.4 times longer than distal width, feebly carinate, sparsely setose ventrally, obliquely articulated with basis; basis about 0.5 of chela, carpus length, ventrally non-setose, coxa normal, with small, non-setose distoventral process.

Second pereiopod preserved on left side only (minor pereiopod?), extending to exceed carpuccerite by carpus and chela; chela well developed, about 0.8 of carapace length, palm subcylindrical, slightly compressed, about 3.4 times longer than deep, mainly smooth, with inconspicuous longitudinal row of small acute subventral tubercles, extending onto proximal part of fixed finger; fingers slightly deflexed, equal to about 0.85 of palm length, cutting edges feebly laterally situated, dactylus slender, 5.0 times longer than proximal depth, with stout hooked tip, distal 0.8 of cutting edge sharp, entire, proximal fifth with two small blunt teeth distally; fixed finger similar to dactyl, 5.0 times longer than proximal depth, cutting edge sharp for distal 0.9 of length, with two small blunt teeth, proximally; carpus about 0.4 of palm length, 2.5 times longer than distal width, feebly expanded, excavate

distally, tapered proximally, unarmed, with longitudinal row of 5 very small acute subventral tubercles; merus subequal to palm length, 5.0 times longer than central width, feebly tapered distally, distoventral angle unarmed, distal ventral border with small acute denticles; ischium subequal to meral length, about 6.0 times longer than distal width, subuniform, feebly tapered proximally, unarmed; basis and coxa slender, without special features.

Ambulatory pereiopods slender, third pereiopod exceeding carapocerite by dactyl, propod and 0.5 of carpus, scaphocerite by dactyl and 0.5 of propod; third pereiopod dactyl slender, about 0.16 propod length, unguis distinct from corpus, slender, curved, about 3.6 times longer than proximal width, about 0.6 of corpus length; corpus compressed, about 2.75 times longer than proximal depth, dorsal margin feebly convex, non-setose, ventral margin largely straight, sharp, with acute distal accessory tooth, about 0.25 of unguis length, with single distolateral sensory seta; propod about 0.6 of carapace length, about 12.0 times longer than deep, uniform, with terminal and preterminal pairs of long slender spines (damaged), with one (two?) single shorter distal ventral spines, with scattered small groups of long simple setae distally; carpus about 0.55 of propod length, 4.0 times longer than distal width, with distinct distodorsal lobe, unarmed; merus subequal to propod, 8.5 times longer than central width, subuniform, unarmed; ischium about 0.45 of propod length, 4.0 times longer than distal width, feebly tapered proximally basis and coxa normal; fourth and fifth pereiopods similar.

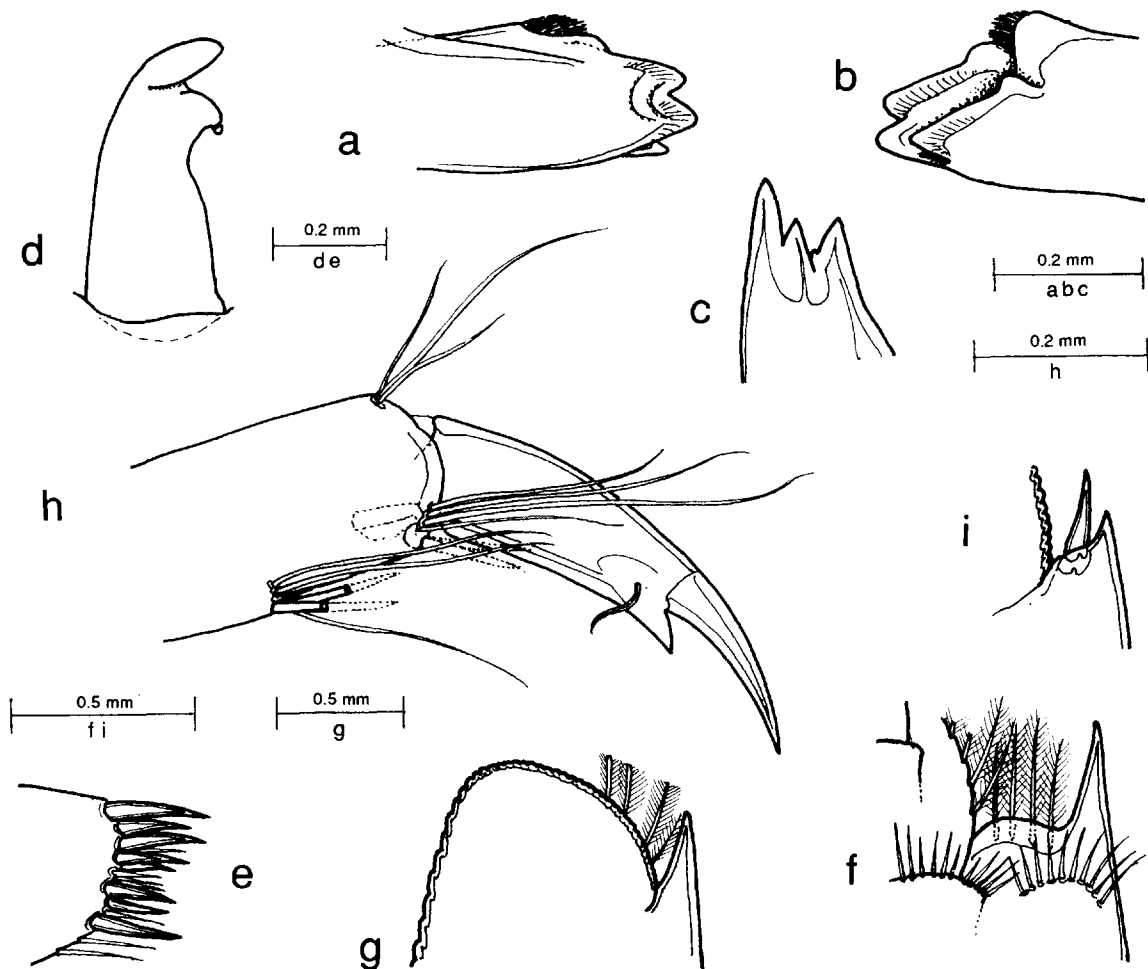


FIG. 14. — *Periclimenes aleator* sp. nov., holotype, ovig. ♀ : a-b, mandible, molar process, dorsal and ventral; c, same, incisor process; d, maxillula, palp; e, same, upper lacinia; f, antennule, proximal segment of peduncle, distolateral angle; g, scaphocerite, distal lamella; h, third pereiopod, distal propod and dactyl; i, uropod, distolateral angle of exopod.

Pleopods without special features.

Uropods exceeding telson length, reaching to about middle of intermediate spine length; protopodite with broadly rounded distolateral lobe; exopod about 2.8 times longer than broad, lateral margin feebly convex, non-setose, with small acute distal tooth at 0.45 of length, with larger mobile spine medially, diaeresis distinct; endopod about 0.9 of exopod length, 3.4 times longer than wide.

Ova small, two well developed eyed ova beneath abdomen only.

MEASUREMENTS (mm). — Carapace length, 4.5; carapace and rostrum, 8.0; total body length (approx.), 21.5; second pereopod chela, 4.0; length of ovum, 0.7.

COLOURATION AND HOST. — No data.

ETYMOLOGY. — *Aleator* (Latin), a gambler, relating to luck or contingency.

SYSTEMATIC POSITION. — With four pairs of dorsal telson spines, *P. aleator* appears to be most closely related to the other deep-water species of the genus that possess more than the typical number of two pairs of spines in this position. Of these, *P. aleator* most closely resembles *P. brevirostris* sp. nov., from which it may be distinguished by the longer rostrum, that distinctly exceeds the antennular peduncle, with a dentition of nine dorsal and four ventral teeth in addition to an epigastric tooth. In *P. brevirostris*, the rostrum falls distinctly short of the distal end of the antennular peduncle and has only five dorsal and two small ventral rostral teeth in addition to the epigastric tooth. All the rostral teeth in *P. brevirostris* are situated anterior to the level of the posterior orbital margin, whereas two are posteriorly situated in *P. aleator*, and the hepatic spine is less strongly developed than in *P. aleator*. In their other features the two species appear generally similar, but it may be noted that the medial margin of the incisor process of the mandible in *P. aleator* is unarmed, but that of *P. brevirostris* is minutely dentate.

REMARKS. — Full assessment of the relationships of *P. aleator* cannot be completed without information on the morphology of the major second pereopod. From its general resemblance to that of *P. brevirostris* it seems certain that the single preserved second pereopod is the minor appendage, and since this is feebly tuberculate ventrally, it seems most probable that the major pereopod will possess a more strongly tuberculate chela. The presence of a single ventral longitudinal row of tubercles on the palm, carpus and distal merus of the minor second pereopod, which can be very difficult to discern on the chela unless it is orientated at exactly the appropriate angle, may be a characteristic feature of this species but could also have been easily overlooked in others.

Periclimenes brevirostris sp. nov.

Figs 15-20

MATERIAL EXAMINED. — New Caledonia. MUSORSTOM 4 : stn CP 242, 22°05.8'S, 167°10.3'E, Isle of Pines, 500-550 m, 3 October 1985 : 1 adult ♀, holotype (MNHN-Na 12044).

CHALCAL 2 : stn CC 2, 24°55.48'S, 168°21.29'E, Norfolk Ridge, 500 m, 28 October 1986 : 1 ♂, paratype (MNHN-Na 12045).

DESCRIPTION. — Small sized pontoniine shrimps of generally slender subcylindrical body form.

Female holotype. Carapace smooth, glabrous; rostrum well developed, slender acute, horizontal, slightly up-turned distally, reaching to about end of intermediate segment of antennular peduncle, dorsal carina well developed, margin feebly concave, with five small acute similar teeth, equally spaced, with slightly longer bare tip distally; lateral carinae moderately developed; ventral carina obsolete, ventral margin convex, non-setose, with two small acute teeth distally, beyond level of most distal dorsal tooth; small epigastric tooth present at about 0.12 of carapace length; supraorbital teeth absent; orbit feebly developed, inferior orbital angle produced, acute in lateral view, antennal spine small, acute, marginal, slightly dorsally directed, not reaching level of apex of inferior orbital angle, hepatic spine well developed, slender, acute, slightly anterior to level of epigastric tooth, below level of antennal spine; anterolateral margin of branchiostegite not produced, broadly rounded.

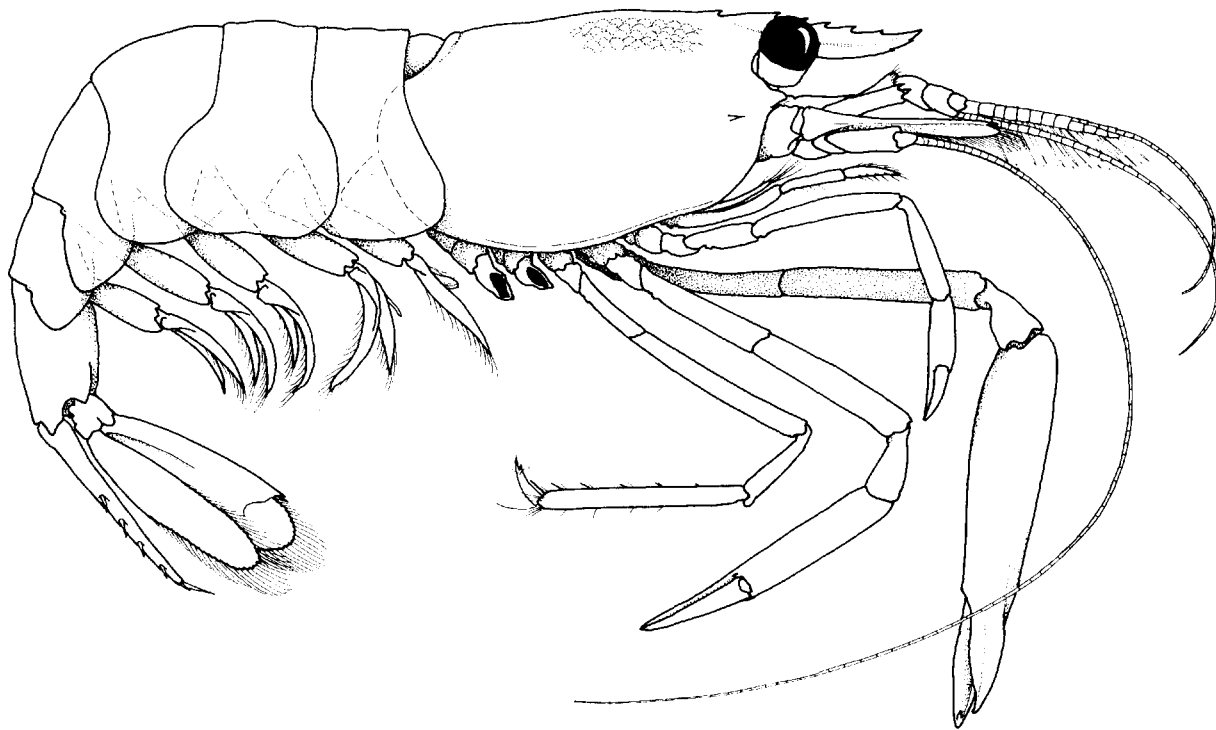


FIG. 15. — *Periclimenes brevirostris* sp. nov., holotype, ♀, MUSORSTOM 4, stn CP 242, Isle of Pines, 500-550 m. Scale in millimeters.

Abdomen smooth, glabrous; third abdominal segment not posterodorsally produced, non-carinate; pleura of first three segments broadly rounded, fourth and fifth pleura posteriorly produced, bluntly rounded; fifth segment about 0.66 of sixth segment length, sixth segment compressed, subuniform, about 1.5 times longer than deep, posteroventral angle small, subacute, posterolateral angle broad, acute. Telson about 1.6 times longer than sixth abdominal segment, 3.3 times longer than anterior width, lateral margins subparallel for anterior 0.3, convergent for posterior 0.7 of telson length, with four pairs of well developed similar, marginal dorsal spines, about 0.06 of telson length, at about 0.43, 0.53, 0.72 and 0.85 of telson length, posterior margin angular, with small acute median point, with three pairs of spines, lateral spines small, robust, about 0.85 of dorsal spine length, intermediate spines long, slender, about 0.15 of telson length, 8.5 times longer than basal width, submedian spines small, slender, non-setose, about 1.25 times lateral spine length.

Eye with large globular well pigmented cornea, without accessory pigment spot, slightly oblique, about 0.2 of carapace length, stalk short, stout, about as wide as long, width slightly less than corneal diameter, tapering slightly proximally.

Antennule with peduncle distinctly exceeding rostrum, shorter than scaphocerite; proximal segment about 1.9 times longer than wide, medial margin straight, setose, with small acute ventral tooth at about 0.5 of length, lateral margin feebly convergent, concave, with well developed distolateral lobe with strong acute lateral tooth, far exceeding anterior margin of lobe, reaching to about middle of intermediate segment, stylocerite long, slender, acute, reaching to about 0.66 of segment length, statocyst normal, with subcircular statolith; intermediate segment about 0.25 of proximal segment length, slightly wider than long, with well developed lateral lamella; distal segment about 0.35 of proximal segment length, 1.5 times intermediate segment length, 1.25 times longer than distal width; upper flagellum biramous, with proximal eight segments fused, shorter free ramus with four stout segments, longer free ramus with about 22 slender segments; lower flagellum slender, about 1.3 times carapace length; with about 22 groups of aesthetascs.

Antenna with stout basicerite, with acute distolateral tooth; carpocerite robust, 2.5 times longer than distal width, compressed, slightly tapered proximally, reaching to about 0.5 of scaphocerite length, flagellum well developed, slender, about 3.5 times carapace length; scaphocerite well developed, extending far beyond antennular peduncle, about 2.75 times longer than maximum width, situated at about 0.4 of length, slightly tapered distally,

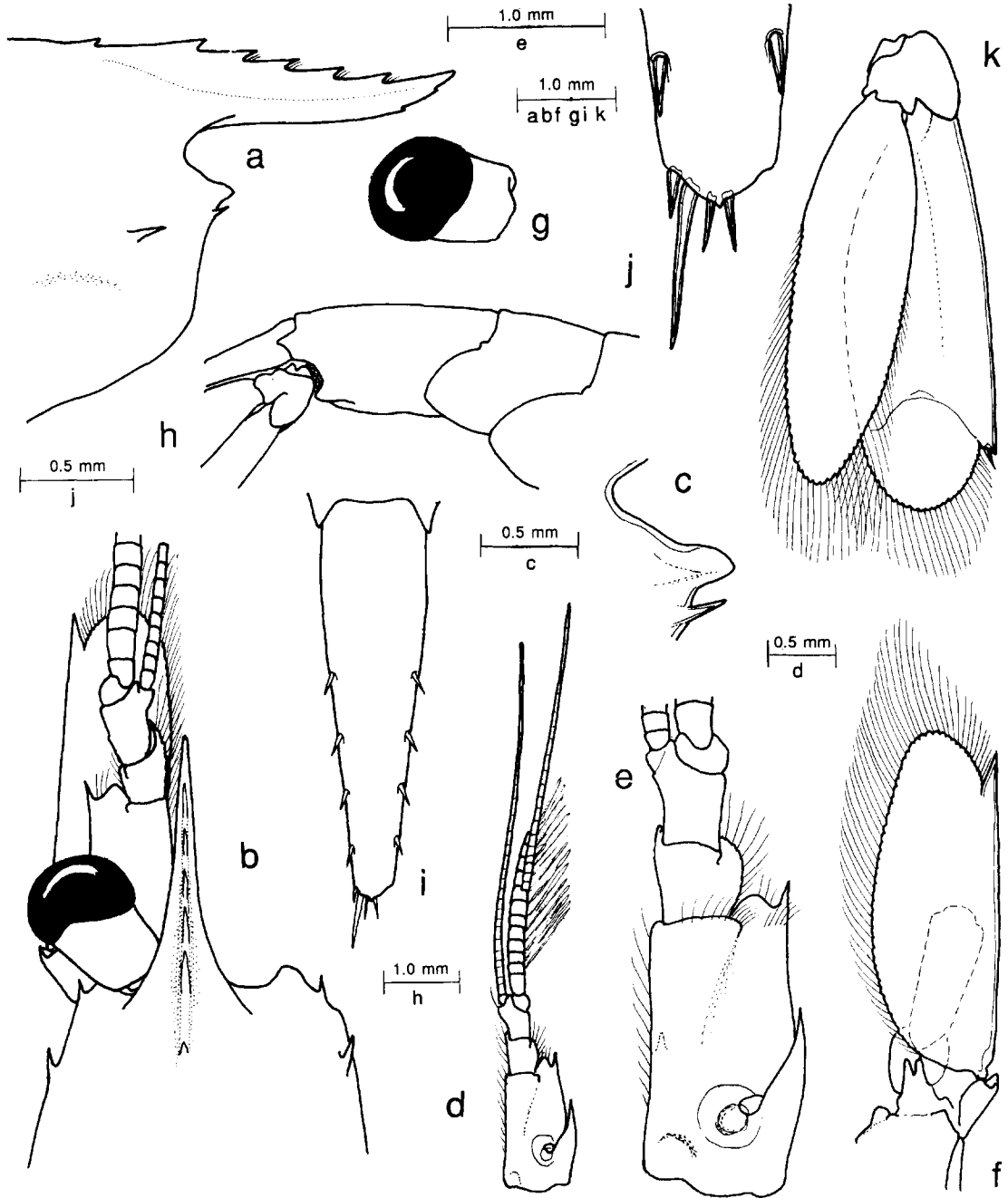


FIG. 16. — *Periclimenes brevirostris* sp. nov., holotype, ♀: a, anterior carapace and rostrum, lateral; b, anterior carapace, rostrum, right eye and antennal peduncles, dorsal; c, inferior orbital angle, lateral; d, antennule; e, same, peduncle; f, antenna; g, eye, dorsal; h, sixth abdominal segment, lateral; i, telson; j, same, posterior spines; k, uropod.

anterior margin produced, bluntly angular, lateral margin straight, with strong lateral distal tooth, well exceeded by anterior margin of lamella.

Epistome normal, unarmed. Second thoracic sternite with high raised transverse ridge, third and fourth with low transverse ridge, posterior sternites unarmed.

Mandible (right) with normal corpus, without palp; molar process robust, distally obliquely truncate, with three large blunt teeth and group of short spinules; incisor process slender, tapering distally, obliquely truncate, with three acute teeth, central tooth smaller than outer teeth, medial margin with three minute denticles distally. Maxillula with strongly bilobed palp, upper lobe longer, narrower than lower lobe with small ventral tubercle with short simple seta; upper lacinia slightly broadened, with about nine short, stout, simple spines distally, with numerous short setae; lower lacinia short, stout, tapering distally, with numerous long spiniform setae. Maxilla with simple palp, expanded proximally, tapering distally, subacute, with few short plumose setae proximolaterally; basal endite well developed, feebly bilobed distally, upper lobe larger than lower, with about 12, 11 short simple setae respectively, coxal endite obsolete, medial margin convex; scaphognathite well developed, slender, about 3.0 times longer than wide, distally narrow, medial margin strongly concave. First maxilliped with slender, distally acute palp, extending well beyond distal margin of basal endite, preterminal medial papillose setae; basal endite large, broadly rounded, with straight medial margin, with numerous long feebly setulose setae, coxal endite completely fused with basal endite, feebly bilobed, distomedial margin convex, with few short simple setae, single long robust serrulate seta distally; exopod with slender flagellum, with several plumose setae distally, caridean lobe well developed, narrow; epipod large, angularly bilobed. Second maxilliped with normal endopod; dactylar segment about 2.8 times longer than wide, with numerous short and long finely serrulate spines, propodal segment with distomedial angle enlarged with about nine long slender spines, carpus with ventromedial angle acute, ischiomerus and basis normal, basis feebly excavate medially, exopod with slender flagellum with several long plumose setae distally, single seta proximolaterally; coxa with angular medial protuberance, feebly setose, with subrectangular epipod laterally, without podobranch. Third maxilliped with slender endopod, reaching to about distal end of carpocerite; ischiomerus almost fully fused to basis, ischiomerus portion broad, compressed, about 5.2 times longer than central width, subuniform, lateral margin setose with single small preterminal spine, medial margin with numerous long sparsely setulose setae, penultimate segment about 4.4 times longer than central width, about 0.65 of ischiomerus region, subcylindrical, with four groups of long slender, finely serrulate spiniform setae medially, terminal segment about 0.8 of penultimate segment length, 0.5 of ischiomerus length, about 5.2 times longer than proximal width, tapering distally, with short simple apical spine, with seven transverse rows of serrulate spines on medial border, basis separated by small notch in medial margin from ischiomerus, as long as wide, medial margin broadly convex, sparsely setose; exopod with slender flagellum, with numerous long plumose setae distally; coxa feebly produced medially, lateral plate broadly rounded, with small 5-lamellar arthrobranch. Paragnaths with small simple alae, separated by wide v-shaped fissure, corpus short, stout, with feeble short, oblique curved ridges laterally.

First pereopod well developed, slender, exceeding carpocerite by chela and carpus; palm subcylindrical, moderately compressed, 2.0 times longer than deep, with five transverse rows of short serrulate spines proximovertrally; fingers about 0.85 of palm length, simple, with small hooked tips, entire cutting edges distolaterally, dactyl about 4.3 times longer than proximal depth, with sparse tufts of long setae, fixed finger similar; carpus about 0.8 of chela length, 3.5 times longer than distal width, strongly tapered proximally, with transverse row of serrulate setae distovertrally; merus 1.2 times chela length, 1.4 times carpus length, 6.0 times longer than central width, subuniform; ischium about 0.5 of merus length, 3.0 times longer than deep, sparsely setose medially; basis about 0.75 of ischial length, with small setose medial lobe; coxa with small distovertral setose process.

Second pereopods well developed, markedly unequal, dissimilar; major (left) second pereopod exceeding antennular peduncle by carpus and chela, chela about 1.3 times carapace length, with palm subcylindrical, slightly oval, mainly smooth, with few very small acute tubercles ventrally and distodorsally, 3.5 times longer than deep, fingers about 0.45 of palm length, dactylus strongly depressed distally, expanded medially and laterally, about 4.2 times longer than proximal depth, 8.0 times longer than central depth, with stout hooked tip, cutting edge situated laterally, anterior 0.75 sharp, posterior fourth with two small acute teeth lateral to fossa; carpus about 0.25 of palm length, 1.3 times longer than distal width, strongly tapered proximally, feebly excavate distally, non-tuberculate, unarmed; merus about 0.8 of palm length, 4.5 times longer than central width, subuniform,

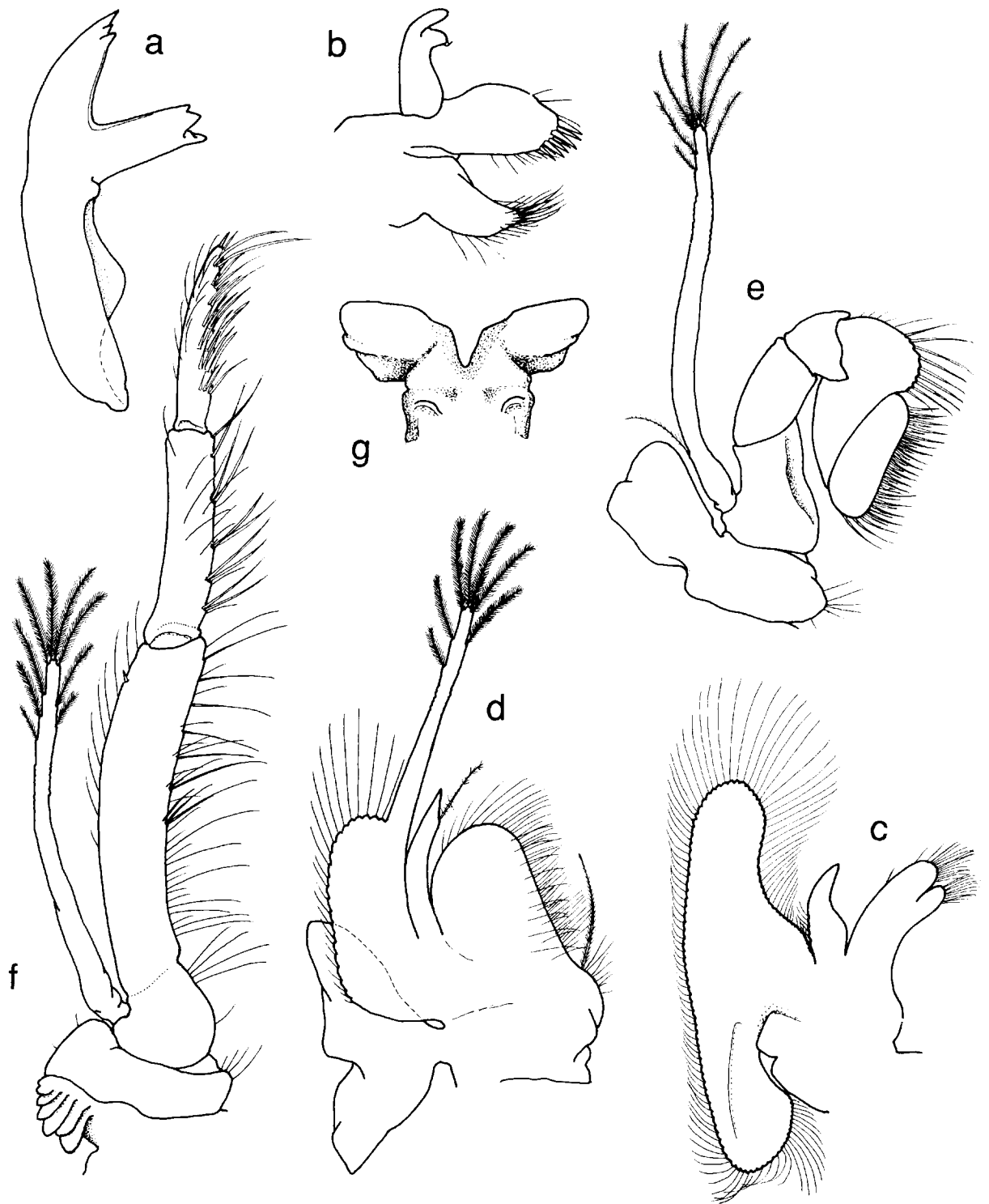


FIG. 17. — *Periclimenes breviostris* sp. nov., holotype, ♀ : a, mandible; b, maxillula; c, maxilla; d, first maxilliped; e, second maxilliped; f, third maxilliped; g, paragnaths.

distoventral angle rounded, unarmed, ventral margin feebly tuberculate; ischium subequal to merus length, about 5.0 times longer than distal width, feebly tapered proximally; basis and coxa normal, without special features. Minor (right) second pereiopod reaching to about end of intermediate segment of antennular peduncle; chela about 0.9 of carapace length, 0.66 of major chela length, subequal to major palm length, smooth, subcylindrical,

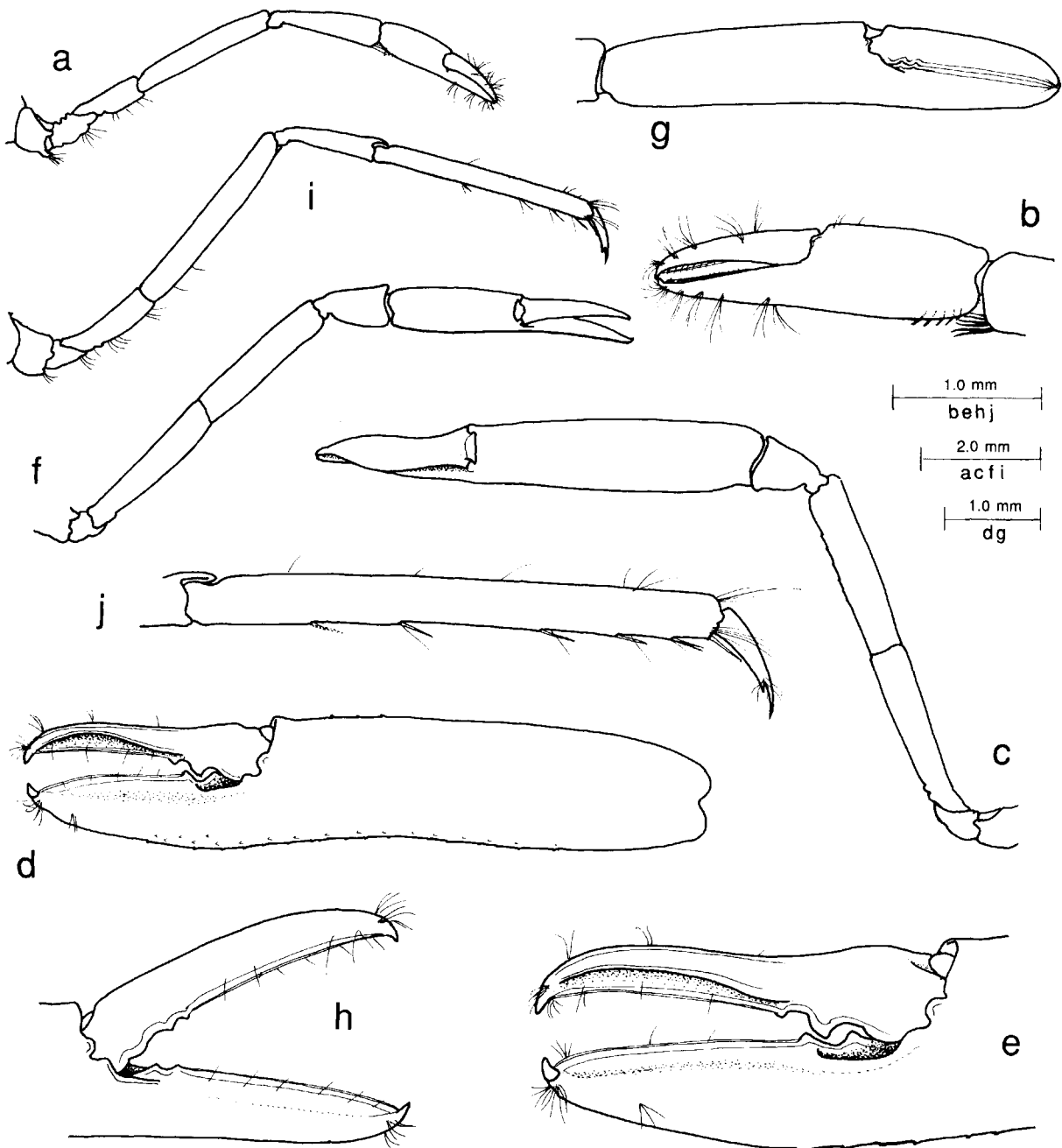


FIG. 18. — *Periclimenes brevirostris* sp. nov., holotype, ♀ : a, first pereiopod; b, same, chela; c, major second pereiopod, lateral; d, same, chela, medial; e, same, fingers; f, minor second pereiopod, lateral; g, same, chela, medial; h, same, fingers; i, third pereiopod; j, same, propod and dactyl.

slightly compressed, 3.4 times longer than distal depth, slightly tapered proximally, fingers about 0.7 of palm length, simple, slender, tapering, with small acute hooked tips, dactyl 5.8 times longer than central depth, cutting edge sharp, entire, lateral, over distal 0.75, with two small acute teeth distally on proximal fourth, fixed finger similar, with two small acute teeth at distal margin of proximal fifth of cutting edge; carpus about 1.6 of palm length, 1.8 times longer than distal width, proximally tapered; merus about 1.2 times palm length, 4.8 times longer than central width, subuniform, without ventral tubercles; ischium 1.1 times merus length, 5.5 times longer than distal width, feebly tapered proximally; basis and coxa normal, without special features.

Ambulatory pereiopods slender, third pereiopod exceeding scaphocerite by dactyl and 0.6 of propod; dactyl slender, compressed, about 0.22 of propod length, with unguis distinct, conical, feebly curved, 4.0 times longer than basal width, corpus 2.2 times unguis length, 2.6 times longer than proximal depth, with stout acute distoventral accessory tooth, about 0.3 of unguis length, proximal ventral border feebly concave, unarmed, with distomedial and distolateral pairs of sensory setae; propod about 0.7 of carapace length, 10.5 times longer than deep, subuniform, sparsely setose, with single long slender distoventral spine, about 0.33 of dactylar length, subterminal pair of slightly shorter ventral spines, four similar isolated ventral spines; carpus about 0.45 of propod length, 4.2 times longer than distal width, with distodorsal lobe; merus about 0.9 of propod length, 8.0 times longer than central width, uniform, unarmed; ischium about 0.5 of merus length; basis and coxa normal. Fourth and fifth pereiopods similar.

Uropods distinctly exceeding telson; protopodite with distolateral lobe rounded; exopod broad, about 2.8 times longer than wide, lateral border feebly convex, non-setose, with small acute distal tooth, at 0.85 of length, with longer mobile spine medially, diaeresis distinct; endopod subequal to exopod length, 3.5 times longer than wide.

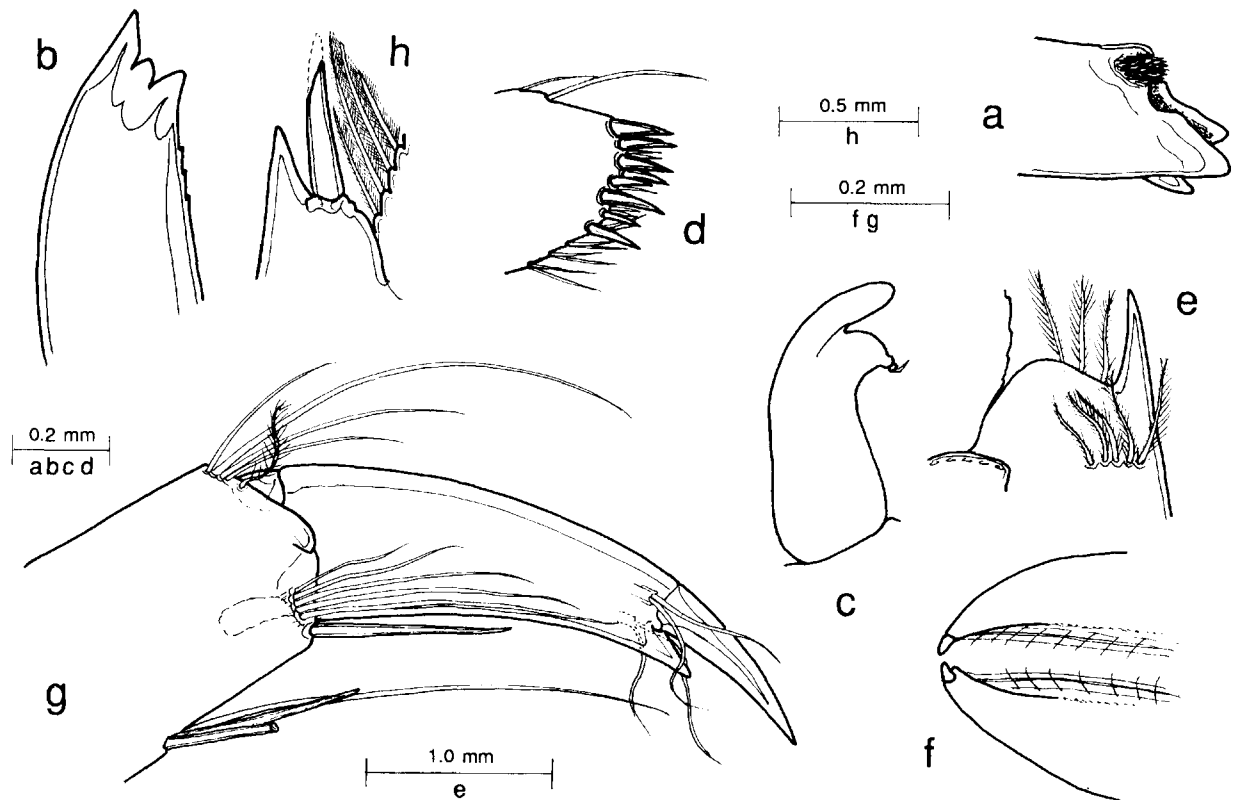


FIG. 19. — *Periclimenes brevisrostris* sp. nov., holotype ♀: a, molar process of mandible; b, incisor process; c, palp of maxillula; d, same, distal upper lacinia; e, antennule, proximal segment of peduncle, distolateral angle; f, first pereiopod chela, tips of fingers; g, third pereiopod, distal propod and dactyl; h, uropod, exopod, distolateral angle.

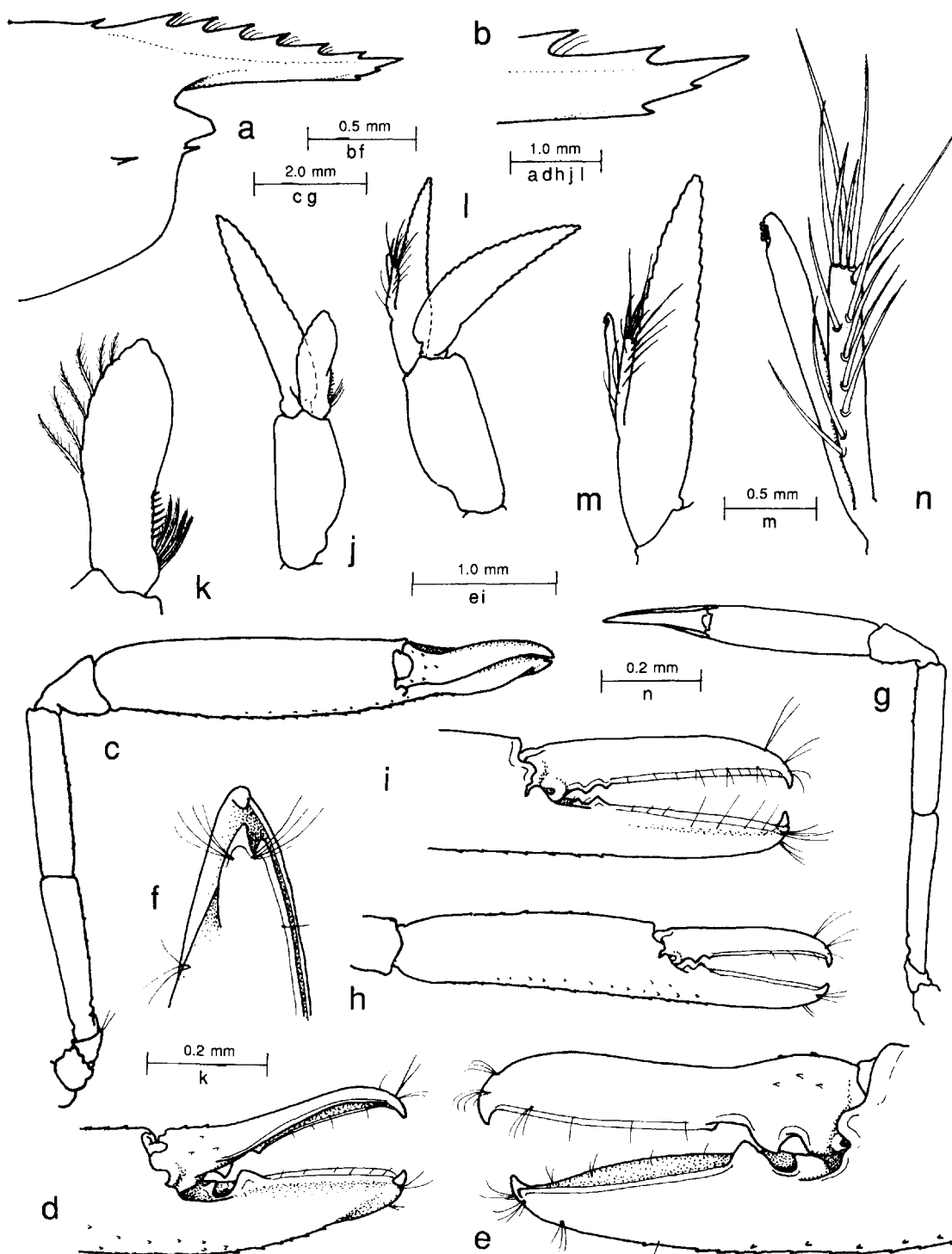


FIG. 20. — *Periclimenes brevirostris* sp. nov., paratype, ♂, Norfolk Ridge, 200 m : a, anterior carapace and rostrum; b, tip of rostrum; c, major second pereiopod; d, same, fingers, medial; e, same, lateral; f, same, distal ventral; g, minor second pereiopod; h, same, chela; i, same, fingers; j, first pleopod; k, same, endopod; l, second pleopod; m, same, endopod; n, same, appendix masculina and appendix interna.

Male paratype. Generally similar to female. Rostrum with six acute dorsal teeth, less distinctly upcurved, with two small acute distal ventral teeth, distal tooth only situated beyond level of distal dorsal tooth. Second pereopods with small acute tubercles, most marked ventrally, extending onto proximal part of fixed finger and proximal dactylus; dactyl deeply scaphoid with sharp lateral cutting edge distally, proximal third with large recurved acute tooth opposing into fossa on fixed finger, proximal end of sharp cutting edge with small blunt tooth; fixed finger swollen, tip bilobed, distal cutting edge sharp, lateral, proximally with large acute tooth distally, with smaller irregular tooth proximally, separated by fossa for dactylar tooth; carpus, merus, ischium as in female, ventral borders distinctly tuberculate; minor second pereopod with chela subequal to carapace length, about 0.6 of major chela length, with numerous small acute tubercles, otherwise as in female. First pleopod with basipodite about 2.2 times longer than broad; endopod about 0.6 of basipodite length, 4.0 times longer than proximal width, moderately expanded distally, proximal fifth of medial margin with four stout densely plumose setae, second fifth with seven short simple spines, distal 0.6 glabrous, distolateral margin with six short feebly plumose setae; exopod about 2.0 times endopod length, 5.5 times longer than proximal width; second pleopod with basipodite 1.1 times length of first pleopod basipodite, 2.2 times longer than wide; endopod about 1.2 times basipodite length, 5.2 times longer than proximal width, with appendices at 0.3 of medial margin length, appendix masculina with corpus about 2.0 times longer than wide, reaching to about 0.55 of endopod length, with longitudinal ventral row of seven slender simple spines, of increasing length distally, with five similar distal spines, three shorter, two long, subequal to length of corpus.

MEASUREMENTS (mm). — *Holotype female* : Carapace length, 5.4; carapace and rostrum, 8.2; total body length, 21.9; major second pereopod chela, 7.2; minor second pereopod chela, 4.6.

Paratype male : carapace length, 5.0; carapace and rostrum, 8.0; total body length (approx.), 20.5; major second pereopod chela, 8.0; minor second pereopod chela, 4.8.

COLOURATION AND HOST. — No data.

ETYMOLOGY. — *Brevis* (Latin), short; *rostrum* (Latin), a beak, with reference to the relatively short rostrum.

SYSTEMATIC POSITION. — The presence of four pairs of dorsal telson spines in *P. brevirostris* relates this species to the group of species, centred on *P. alcocki* Kemp, 1922, which possess more than the two pairs of dorsal telson spines usually found in *Periclimenes* species and most other pontoniine genera. The other species of this group previously described are *P. poupini* Bruce, together with other species described in this report.

P. brevirostris differs from these in the following combination of characters : shorter rostrum, not reaching end of antennal peduncle, upturned in female, with dentition of 1 + 5/2, large well pigmented cornea, diameter about 0.18 of carapace length, ambulatory dactyl with accessory tooth about 0.3 of unguis length.

REMARKS. — Although the single female specimen is not ovigerous, it is clearly adult as the intraovarian ova are clearly discernible through the dorsal carapace.

On first examination, the male and female specimens were considered to represent separate species, a situation that may eventually prove to be the case, when further material is available, especially in view of the bathymetric separation of some 300 m. The larger chela of the male are much more strongly tuberculate than those of the female, a feature that is presently attributed to sexual dimorphism, and the rostrum appears more distinctly upcurved in the female than in the male specimen. No differences can be detected in the dactyls or propods of the ambulatory pereopods.

Periclimenes forcipulatus sp. nov.

Figs 21-25

MATERIAL EXAMINED. — **Loyalty Islands**. BIOCAL : stn DW 83, 20°35.0'S, 166°54.0'E, 460 m, 6 September 1985 : 1 ♂ holotype (MNHN-Na 12051), 1 ovig. ♀ allotype, 1 juvenile (MNHN-Na 12052); 1 ♂ paratype (NTM Cr. 007919).

DESCRIPTION. — Medium sized pontoniine shrimp of slender, subcylindrical body form.

Carapace smooth, glabrous; rostrum well developed, slender, straight, horizontal, reaching to or slightly exceeding end of antennular peduncle, equal to about 0.75 of carapace length, dorsal carina feebly developed, with 5-6 acute dorsal teeth, with first tooth on anterior carapace, second tooth over or slightly anterior to posterior orbital margin, distal tooth preterminal, small in holotype and ovigerous female; lateral carina obsolete; ventral carina feebly developed, with two acute ventral teeth in males, three in female, all on distal two thirds, interspaces sparsely setose; supraorbital and epigastric teeth absent, small epigastric tubercle present in males; orbit feebly developed, inferior orbital angle bluntly produced, antennal spine slender, acute, horizontal, marginal, exceeding inferior orbital angle, hepatic spine larger than antennal, at slightly lower level, at about 0.15 of carapace length; anterolateral angle of branchiostegite not produced, bluntly obtuse.

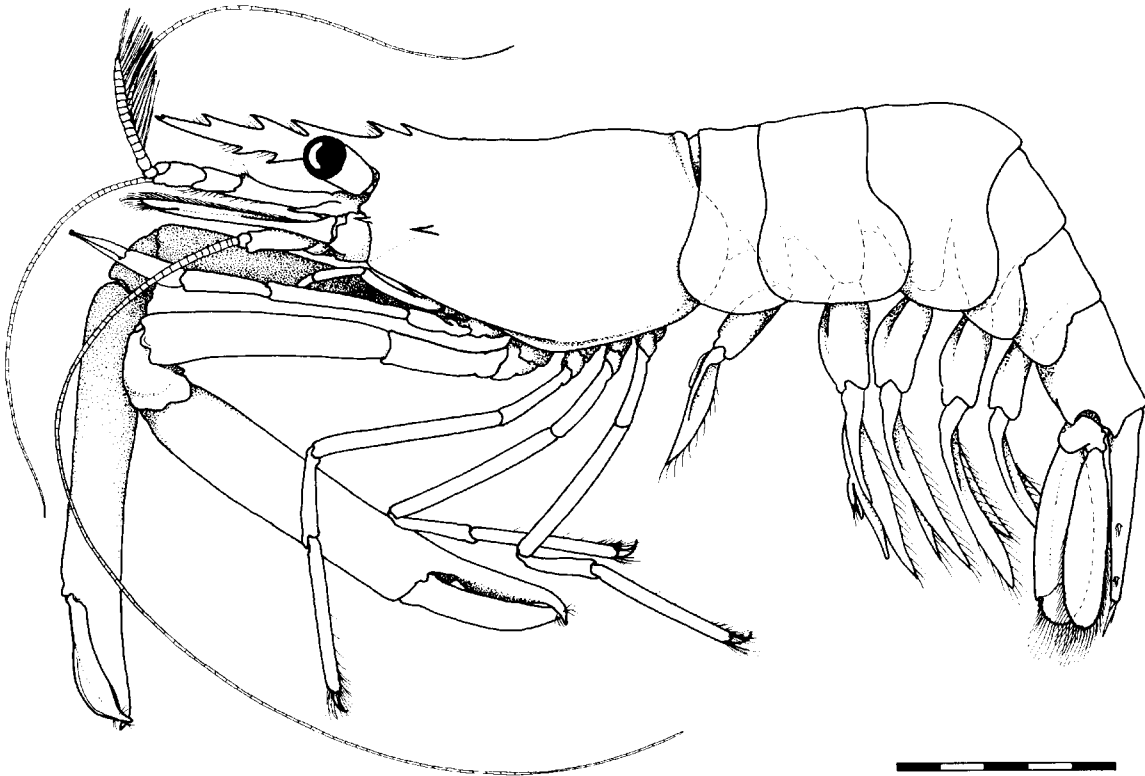


FIG. 21. — *Periclimenes forcipulatus* sp. nov., holotype, ♂, BIOCAL, stn DW 83, Loyalty Islands, 460 m. Scale bar in millimeters.

Abdomen smooth, glabrous, third abdominal segment not posteriorly produced, non-carinate; pleura of first segments broadly rounded, fourth and fifth posteriorly produced, rounded; fifth segment about 0.7 of sixth segment length, sixth segment about 1.4 times longer than deep, compressed, uniform, posteroventral angle small, blunt, posterolateral angle, larger, acute. Telson about 1.7 times sixth segment length, 3.5 times longer than anterior width, lateral margins sublinear, posteriorly convergent, with two pairs of small submarginal dorsal spines at about 0.6 and 0.85 of telson length, posterior margin angulate, with small blunt median process, about 0.4 of anterior margin width, with three pairs of posterior spines, lateral spines small, slender, smaller than dorsal spines, submedian spines well developed, about 0.12 of telson length, 6.0 times longer than basal width, 3.5 times longer than lateral spines, submedian spines slender, setulose, 0.5 of submedian spine length.

Eye with well developed globular, well pigmented cornea, without accessory pigment spot, transversely orientated on stalk, corneal diameter about 0.14 of carapace length, stalk about 1.3 times longer than proximal width, subuniform, slightly compressed.

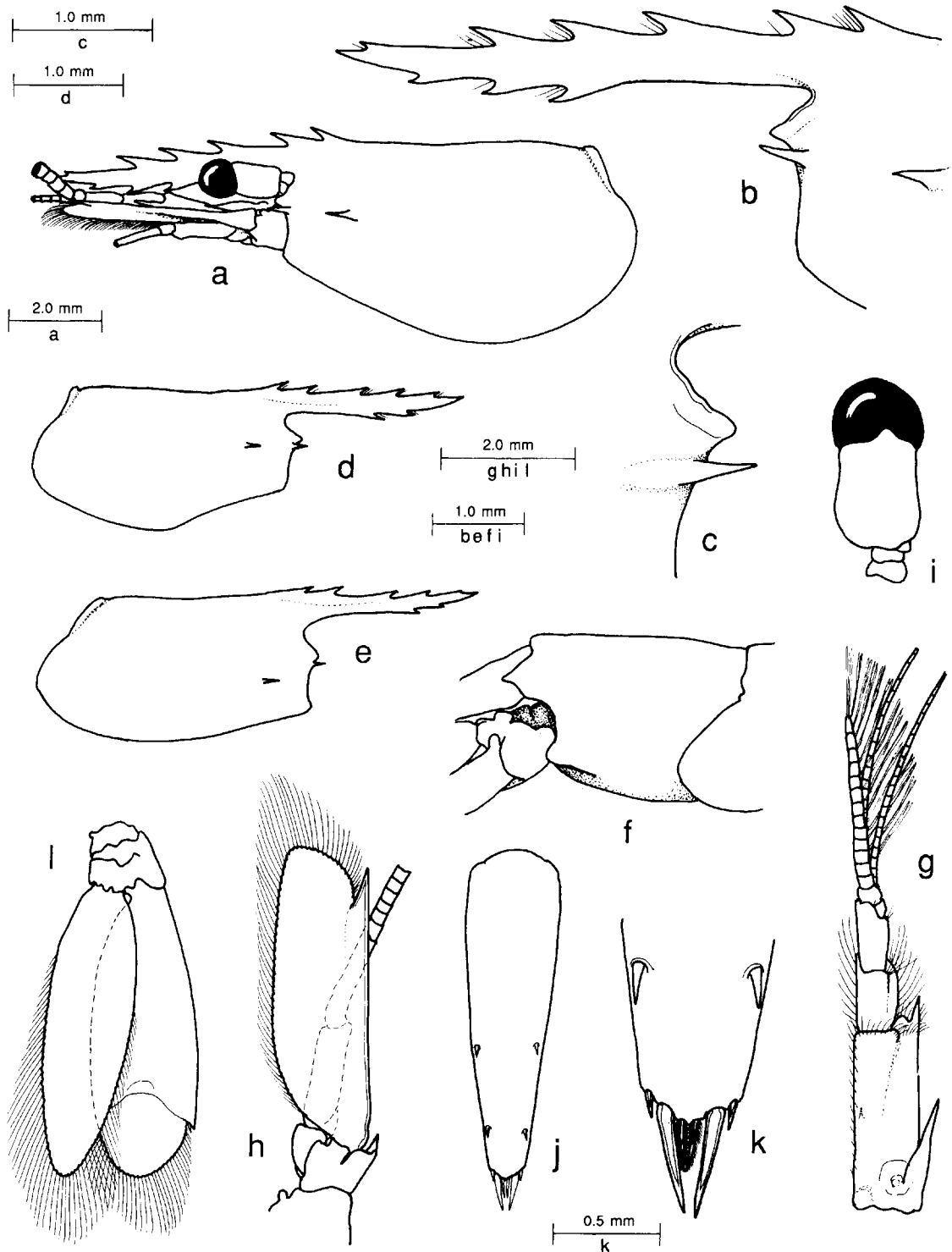


FIG. 22. — *Periclimenes forcipulatus* sp. nov. : a, carapace, rostrum, eyes and antennal peduncle; b, anterior carapace and rostrum; c, same, inferior orbital angle; d-e, carapace and rostrum; f, sixth abdominal segment; g, antennule; h, antenna; i, eye; j, telson; k, same, posterior spines; l, uropod.

a-c, f-l : ovig. ♀; d : ♂; e : juvenile.

Antennular peduncle reaching to or slightly less than tip of rostrum or scaphocerite; proximal segment slender, about 2.7 times longer than broad, medial margin straight, sparsely setose, with acute tooth ventrally at 0.5 of length, lateral margin straight, parallel to medial margin, with small distolateral lobe, with large acute lateral tooth reaching to about middle of intermediate segment, stylocerite slender, acute, reaching to about 0.5 of segment length, statocyst normal, with granular statolith; intermediate segment slender, about 0.3 of proximal segment length, 1.3 times longer than wide, with narrow setose lateral flange, obliquely articulated with distal segment; distal segment about 0.4 of proximal segment length, 1.2 times longer than intermediate segment, 2.1 times longer than wide; upper flagellum biramous with five proximal segments fused, shorter free ramus with eight segments, longer ramus slender, filiform; lower flagellum, slender, filiform, about 1.5 times carapace length; with about 14 groups of aesthetascs.

Antenna with basicerite robust, with strong acute distolateral tooth, carpocerite subcylindrical, about 3.0 times longer than wide, reaching to about 0.4 of scaphocerite length, flagellum well developed, about 3.5 times carapace length; scaphocerite reaching to about tip of rostrum, or slightly beyond, exceeding antennular peduncle, broad, about 3.2 times longer than maximal width, at about 0.4 of length, medial margin feebly convergent distally, lateral margin straight, with strong distolateral tooth, slightly exceeded by broad, bluntly angulate distal margin of lamella.

Mandible (right) normal, corpus robust, without palp; molar process stout, obliquely truncate distally, with four blunt teeth, anterior and posterior groups of short setae; incisor process normal, distally truncate with three acute teeth, central tooth smallest, medial margin entire. Maxillula with normal bilobed palp, upper lobe short, stout, lower lobe small, ventrally tuberculate, with short simple seta; upper lacinia slender, obliquely truncate distally, about 7-8 simple distal spines, numerous short setae; lower lacinia short, stout, tapering distally, with numerous long finely serrulate spiniform setae. Maxilla with short slender simple palp, with two simple subterminal distal setae; basal endite deeply bilobed, upper lobe slightly stouter than lower, with about 14, 8 short slender simple distal setae respectively, coxal endite obsolete, medial margin convex; scaphognathite about 2.7 times longer than wide, posterior lobe 1.9 times longer than wide, anterior lobe 1.3 times longer than broad, feebly emarginate medially. First maxilliped with slender palp extending well beyond anterior margin of basal endite, with papillose terminal seta; basal endite narrow, distally rounded, with straight medial margin with numerous slender simple setae, distinctly demarcated by small notch from coxal endite, coxal endite distinct, distal medial margin straight, sparsely setose; exopod with slender flagellum with five long plumose distal setae, caridean lobe large, broad; epipod triangular, feebly bilobed. Second maxilliped with normal endopod; dactylar segment broad, about 2.5 times longer than wide, medial margin feebly concave, with numerous stout densely serrulate spines, propodal segment not strongly produced distomedially, with six long slender spines; carpus normal, ventromedial angle subacute; ischiomerus and basis normal, basis distomedially feebly excavate; exopod with slender flagellum with five long plumose setae distally; coxa with small setose medial process, simple subrectangular epipod laterally, without podobranch. Third maxilliped with endopod slender, reaching to about 0.6 of carpocerite length; ischiomerus distinctly separated from basis, bowed, about 6.0 times longer than proximal width, slightly tapered proximally, sparsely setose laterally, without distolateral spines, with numerous long slender, very finely serrulate setae medially; penultimate segment about 0.66 of ischiomerus length, about 4.5 times longer than wide, uniform, sparsely setose laterally, with about six small groups of long finely serrulate spines medially; terminal segment about 0.5 of ischiomerus length, 4.0 times longer than proximal width, tapering distally, with about seven transverse groups of short serrulate setae medially, with longer spiniform setae distally; basis about as long as broad, sparsely setose medially; exopod with slender flagellum with four long plumose distal setae; coxa medially produced, sparsely setose, with large oval lateral plate; arthrobranch small, with four lamellae. Paragnaths with alae well developed, corpus short, stout, without ventral carinae.

First pereopod well developed, exceeding scaphocerite by about half chela length; chela with palm smooth, subcylindrical, feebly compressed, about 3.1 times longer than proximal depth, slightly tapering distally, with two transverse rows of short serrulate setae proximoventrally; fingers long, tapering distally, about 0.8 of palm length, very slender distally, with slightly swollen bidentate tips, short, sharp distolateral cutting edge with 3-4 small acute distally directed denticles, (possibly with double row); carpus short, stout, about 0.6 of chela length, 3.3 times longer than distal width, with transverse row of serrulate distoventral spines, unarmed, tapering proximally; merus subequal to chela length, slender, about 7.5 times longer than wide, uniform, unarmed; freely articulated

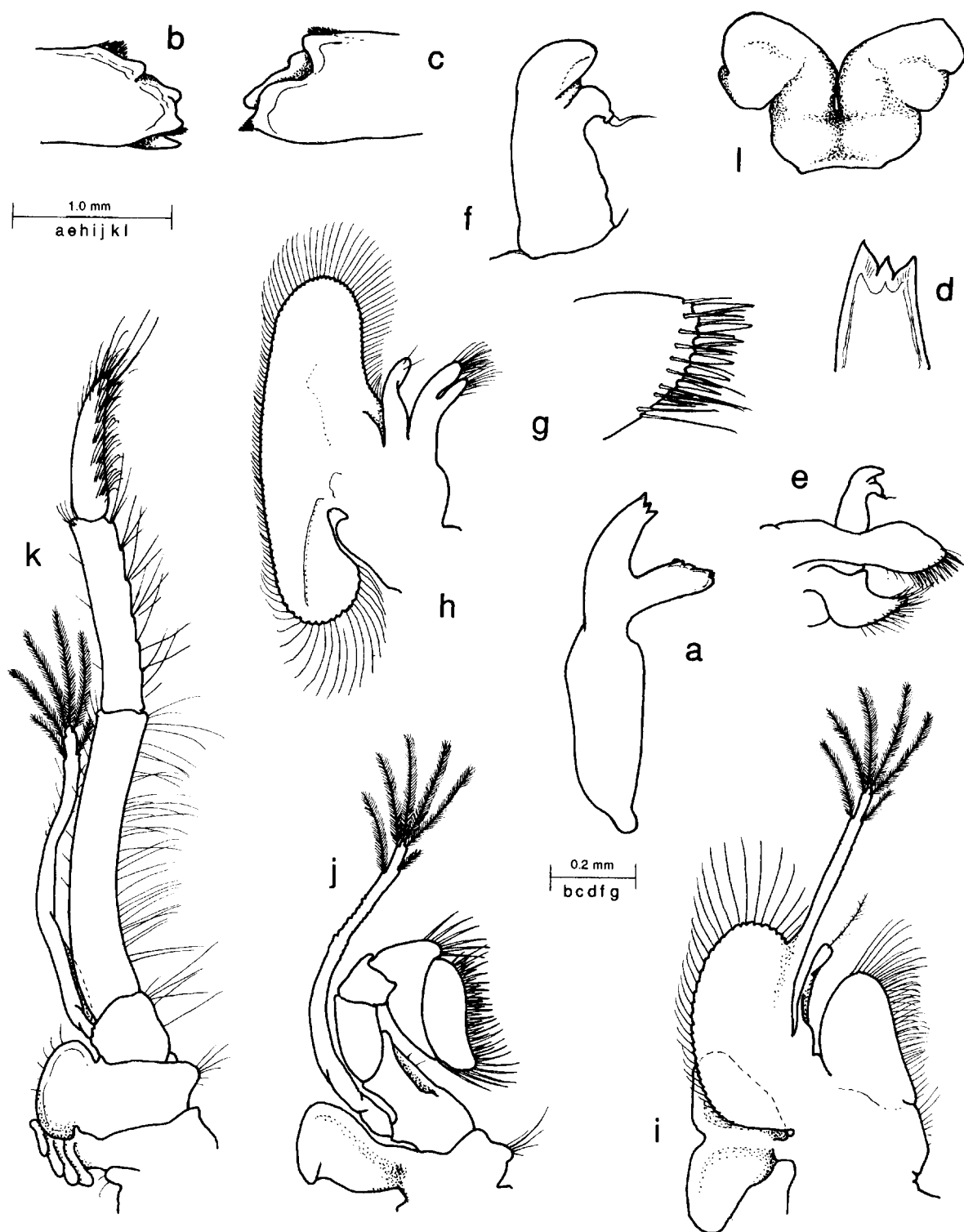


FIG. 23. — *Periclimenes forcipulatus* sp. nov., ovig. ♀ : a, mandible; b-c, same, molar process; d, same, incisor process; e, maxillula; f, same, palp; g, same, distal upper lacinia; h, maxilla; i, first maxilliped; j, second maxilliped; k, third maxilliped; l, paragnaths.

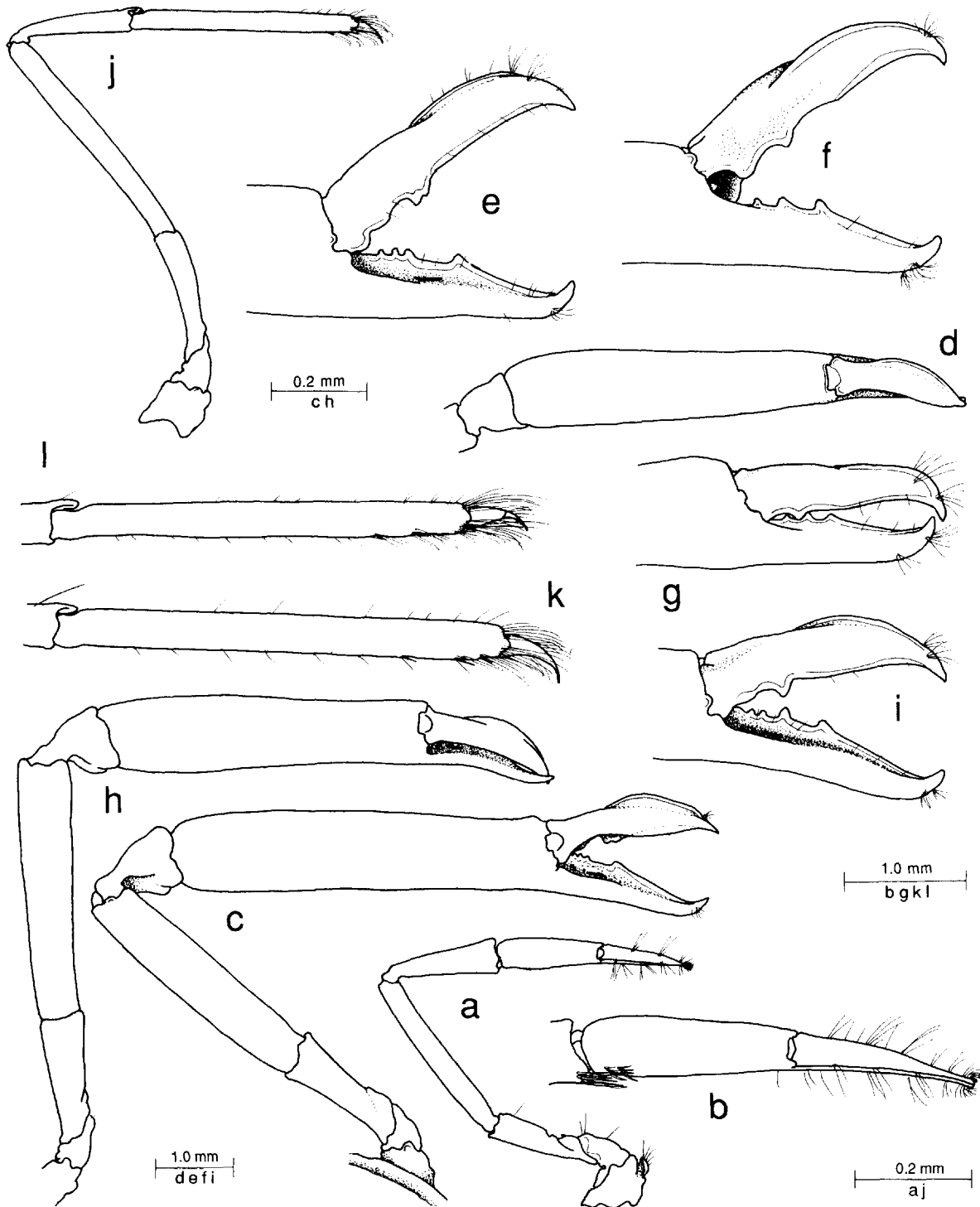


FIG. 24. — *Periclimenes forcipulatus* sp. nov. : a, first pereiopod; b, same, chela, dorsal; c, major second pereiopod; d, chela, dorsal; e-f, same, fingers; g, second pereiopod, fingers; h, minor second pereiopod; i, same, fingers; j, third pereiopod; k, same, propod and dactyl; l, fifth pereiopod, propod and dactyl.

a-c, e, j-l: ovig. ♀; d, g: paratype, ♂; f, h-i: holotype, ♂.

with ischium; ischium about 0.66 of chela length, subequal to carpus length, about 4.3 times longer than distal width, tapering proximally, obliquely articulated with basis; basis about 0.3 of chela length, sparsely setose medially; coxa normal, with small setose distoventral lobe.

Second pereopods very well developed, subequal, similar. Male major pereopod with chela about 1.6 times carapace length; palm smooth, oval in section, about 4.8 times longer than proximal width, feebly tapering distally; dactylus about 0.4 of palm length, 4.0 times longer than proximal depth, with stout, hooked tip, lateral margin with well developed flange, cutting edge with distal half distinct, blunt, proximal half with single large acute tooth, fitting into fossa on dactylus when closed, sometimes feebly bidentate; fixed finger similar, cutting surface deeply grooved longitudinally, with fossa for dactylar tooth, cutting edge lateral, distal half entire, with three small acute teeth proximally; carpus 0.25 of palm length, 1.5 times longer than distal width, tapered proximally, distally excavate, unarmed; merus about 0.66 of palm length, 5.0 times longer than central width, uniform, smooth, unarmed; ischium about 0.5 of merus length, 0.33 of palm length, 2.5 times longer than distal width, with distinct distoventral tubercle, tapering feebly proximally; basis and coxa robust, without special features. Minor second pereopod similar, about 1.45 times carapace length, 0.93 of major chela length; dactylus as in major chela, fixed finger with two well developed acute teeth in proximal half of cutting edge, separated by small diastema, with two small blunt teeth, proximally; carpus as in major pereopod; merus subequal to major pereopod merus, about 0.75 of palm length; basis and coxa similar. Ovigerous female major second pereopod similar to male; dactyl with tooth on proximal cutting edge bidentate; fixed finger with two larger acute teeth on distal half of proximal cutting edge, separated by a small diastema, with two small blunt teeth proximally. Paratype male with three acute teeth on proximal half of fixed finger cutting edge, with largest tooth centrally.

Ambulatory pereopods slender, with third exceeding scaphocerite by dactyl and distal third of propod; third pereopod with dactyl simple, slender, about 0.15 of propod length, compressed, unguis distinctly demarcated, about 4.0 times longer than basal width, curved, very slender distally, corpus about 1.8 times longer than basal width, ventral margin sharp, feebly concave, without distoventral tooth, corpus without distolateral setae(?); propod about 0.5 of carapace length, feebly compressed, about 12.0 times longer than deep, uniform, sparsely setose, with slender, simple distoventral spine, three similar distal ventral spines, distoventral propod with transverse rows of long slender simple setae; carpus about 0.6 of propod length, 5.3 times longer than distal width, with strong distodorsal lobe, unarmed; merus 1.1 times propod length, 10.0 times longer than central width, uniform, unarmed; ischium, basis and coxa normal. Fourth and fifth pereopods similar, the fifth pereopod with the propod slightly longer and more slender than the third.

Male first pleopod with basipodite 2.0 times longer than broad; endopod about 0.6 of basipodite length, 3.0 times longer than central width, slightly expanded, broadly rounded distally, without accessory lobule, proximal medial margin with three short densely plumose setae, central region with four short slender simple spines, distal margin glabrous, distolateral margin with short feebly plumose setae; endopod slender, 4.5 times longer than proximal width, 2.3 times endopod length. Second pleopod with basipodite similar to first, larger, more robust; endopod about 5.5 times longer than proximal width, 1.3 times longer than first pleopod exopod, with appendices at about 0.28 of medial margin length; appendix masculina with corpus subcylindrical, about 0.25 of endopod length, 5.5 times longer than central width; with four long, one shorter, simple terminal setae, one short distoventral seta; appendix interna slender, about 12.0 times longer than central width, slightly swollen distally, with few cincinnuli, about 1.3 times appendix masculina length.

Uropods reaching to about tip of telson; protopodite with broadly rounded distolateral lobe; endopod about 2.8 times longer than broad, lateral margin convex, sparsely setose, with small acute distolateral tooth, with mobile spine medially, diaeresis distinct; endopod subequal to exopod length, 3.4 times longer than broad.

MEASUREMENTS (mm). — *Holotype male* : carapace length, 7.0; carapace and rostrum, 12.2; total body length (approx.), 28.5; major second pereopod chela, 10.8; minor second pereopod chela, 10.0.

Allotype female : carapace length, 6.6; paratype male, carapace length, 3.9; juvenile, carapace length, 2.3; length of ovum, 0.6.

COLOURATION. — No data.

HOST. — *Phoronema* sp. [Phoronematidae : Hexactinella].

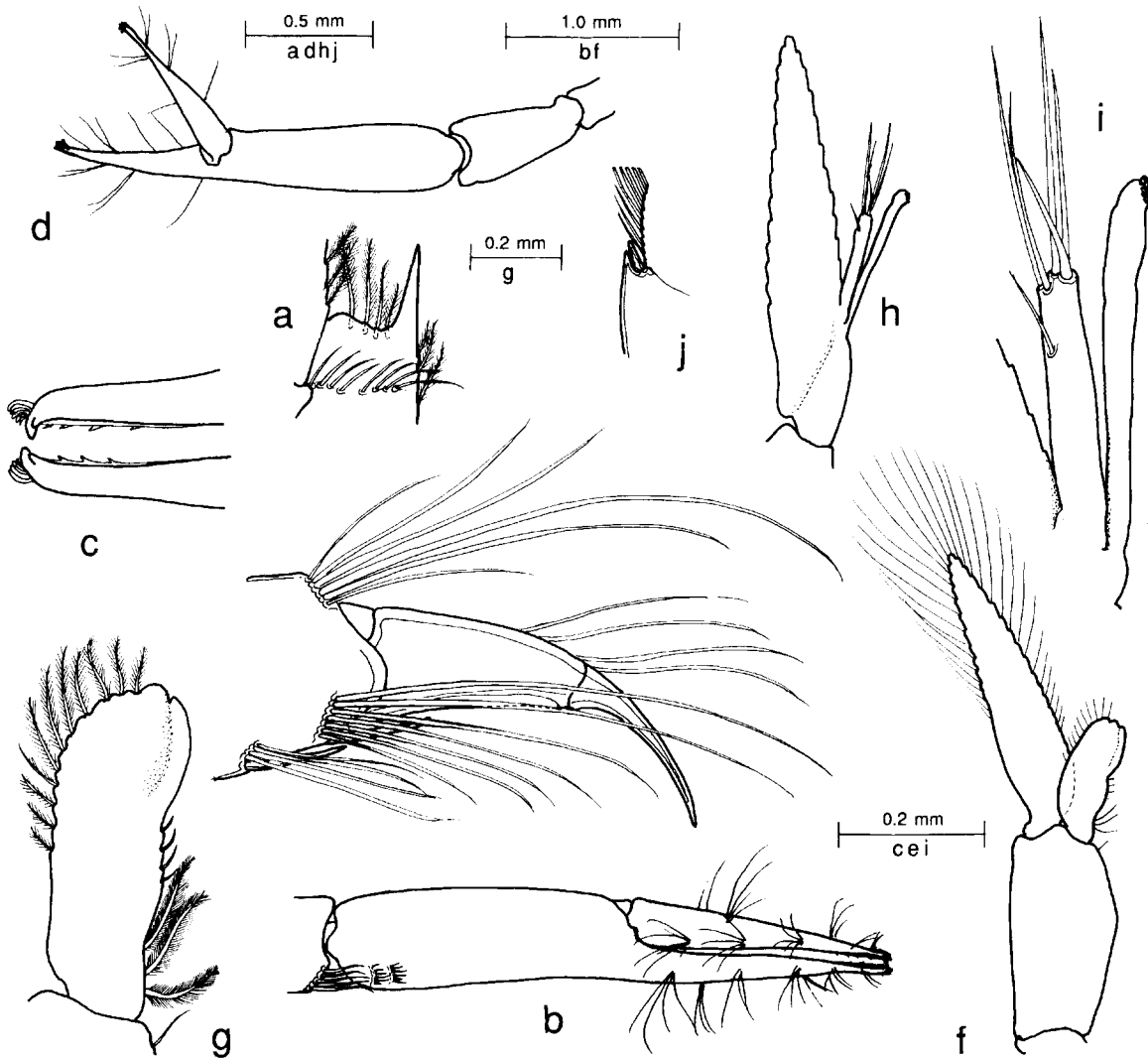


FIG. 25. — *Periclimenes forcipulatus* sp. nov. : a, antennular peduncle, proximal segment, distolateral tooth; b, first pereiopod, chela; c, same, tips of fingers; d, same, carpus and chela; e, third pereiopod, distal propod and dactyl; f, first pleopod; g, same, endopod; h, second pleopod, endopod; i, same, appendix masculina and appendix interna; j, uropod, exopod, distolateral angle.

a-c, e, j : ovig. ♀; d : juvenile; f-i : paratype, ♂.

ASSOCIATED FAUNA. — The specimens were found in association with the type specimens of *Mesopontonia monodactylus* sp. nov.

ETYMOLOGY. — *Forcipula* (Latin), forceps, diminutive, with reference to the slender fingers of the first pereiopods.

SYSTEMATIC POSITION. — *Periclimenes forcipulatus* appears to be an aberrant member of the small group of deep-water *Periclimenes* species related to *P. latipollex* Kemp, which is characterized by a distinctive lateral flange on the dactyl of at least the major second pereiopod. It may be readily distinguished from these by the lack of an accessory tooth on the dactyls of the ambulatory pereiopods. In this feature it resembles only *P. compressus* Borradaile, known only from the holotype specimen from 265 m in the Central Indian Ocean, off Saya de Malha (BORRADAILE, 1915). *P. forcipulatus* shares the following features with *P. compressus* : rostrum shorter than

carapace length, lamina shallow, straight, not arched, with five dorsal and three ventral teeth, carapace with antennal and epigastric spines, hepatic and antennal spines on similar level; third abdominal segment without posterodorsal carina; first pereiopods with carpus shorter than chela, chela with slender simple fingers; second pereiopods with dorsal flange on dactyl; ambulatory dactyls simple, not biunguiculate. *P. forcipulatus* differs from *P. compressus* in that the fingers of the chela of the first pereiopods are almost subequal to the palm length (0.88 as opposed to 0.79) with the cutting edges bearing minute acute teeth distally, and the ambulatory propods with slender distoventral and distal ventral spines, not present in the latter species.

REMARKS. — The first pereiopods of *P. forcipulatus* are characteristic but the unusually short carpus and elongate chela combine to provide the usual length arrangement whereby the tips of the fingers of the first pereiopod lie, when the carpomeral joint is fully flexed, in the immediate vicinity of the ventral surface of the coxa of the same appendage. In general, in palaemonid shrimps, the length of chela and carpus is subequal to the length of merus, ischium and basis, however much these may independently vary. *P. forcipulatus* appears to provide no exception, despite the unusual proportions of the segments of its first pereiopod. It may also be noted that, in the juvenile specimen, the carpus is relatively much shorter than in the adult, i.e. about 0.5 of the palm length, and the fingers are only about 0.7 of the palm length. In the juvenile specimen, the rostrum only reaches to about the middle of the distal segment of the antennular peduncle and the first dorsal tooth is situated in a position anterior to the posterior margin of the orbit.

Periclimenes leptodactylus sp. nov.

Figs 26-30

MATERIAL EXAMINED. — **Loyalty Islands.** CALSUB : dive 16, 20°37.8'S, 167°02.7'E, Lifou/Uvéa, 825-370 m, 7 March 1989 : 1 ♂, holotype (MNHN-Na 12028).

DESCRIPTION. — Very small pontonine shrimp of subcylindrical body form, lacking both second pereiopods.

Carapace smooth, glabrous; rostrum well developed, moderately deep, straight, slightly depressed, compressed, reaching to about end of antennular peduncle, dorsal carina well developed, extending posteriorly onto anterior sixth of carapace, deepest posteriorly, dorsal margin convex, with eight small low subacute teeth, subequally spaced, interspaces feebly setose, posterior tooth well in advance of posterior orbital margin; lateral carinae distinct, moderately expanded posteriorly; ventral margin feebly convex, carina distinct distally, with two very small acute teeth distally, ventral to 7-8th dorsal teeth; supraorbital and epigastric teeth absent; orbit feebly developed, inferior orbital angle produced, acute in lateral view, antennal spine small, acute, marginal, horizontal, hepatic spine larger than antennal, at approximately similar horizontal level, at about 0.16 of carapace length; anterolateral margin of branchiostegite obtuse, bluntly rounded.

Abdomen smooth, glabrous; third abdominal segment not posterodorsally produced, non-carinate; pleura of first three segments broadly rounded, fourth and fifth posteriorly produced, rounded; fifth segment about 0.5 of sixth segment length, sixth segment compressed, about 1.8 times longer than deep, slightly tapered posteriorly, posteroventral angle small, blunt, posterolateral angle larger, acute. Telson about 1.45 times sixth segment length, 3.3 times longer than anterior width, lateral margins subparallel anteriorly, posteriorly convergent, with four pairs of small marginal spines, about 0.015 of telson length, posterior margin rounded, without median point, about 0.35 of anterior width, with three pairs of posterior spines, lateral spines small, subequal to dorsal spines, slightly dorsally situated, submedian spines robust, about 0.12 of telson length, 6.0 times longer than basal width, 3.3 times longer than lateral spines, submedian spines about 0.4 of intermediate spine length, robust, sparsely setulose.

Eye with large, well developed globular cornea, slightly oblique, without accessory pigment spot, corneal diameter about 0.25 of carapace length, peduncle about 1.3 times longer than broad, uniform.

Antennular peduncle slightly exceeding tip of rostrum, far short of anterior margin of scaphocerite, proximal segment about 2.2 times longer than broad, medial margin straight, sparsely setose, with small acute ventral tooth at 0.5 of length, lateral margin straight, convergent distally, with small distolateral lobe with small acute lateral

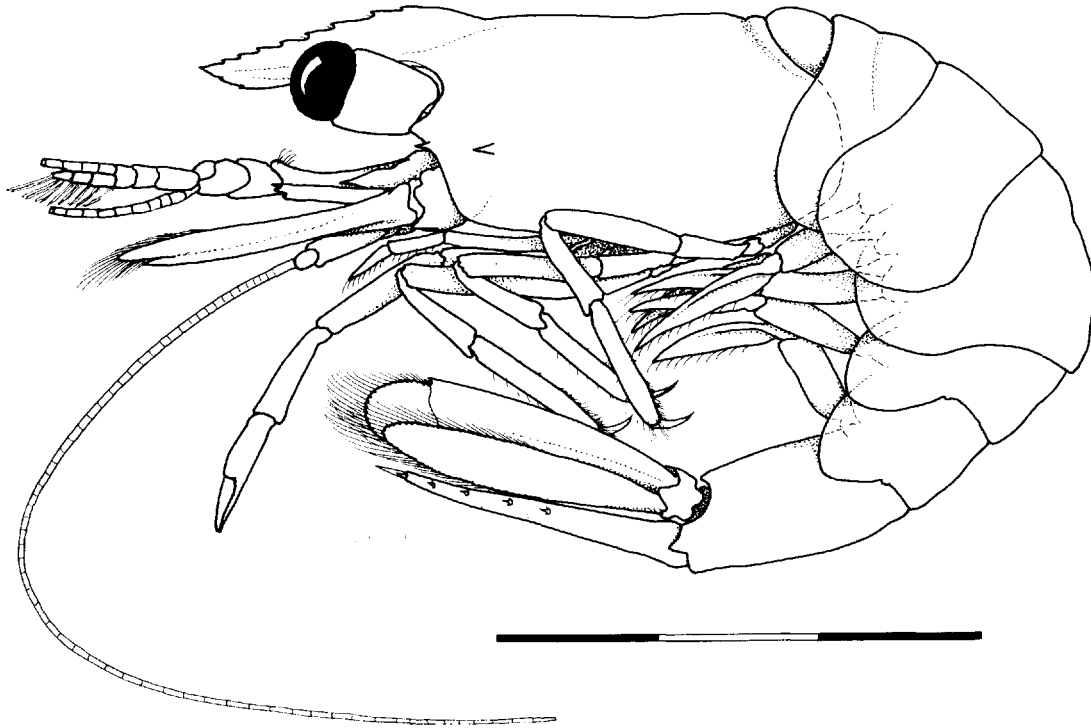


FIG. 26. — *Periclimenes leptodactylus* sp. nov., holotype, ♂, CALSUB, dive 16, Lifou-Uvéa, 825-370 m. Scale bar in millimeters.

tooth, not exceeding distal margin of lamella, stylocerite robust, distally acute, reaching to about 0.5 of segment length, statocyst normal, with granular statolith, intermediate segment short, about 0.16 of proximal segment length, 1.7 times wider than long, with well developed lateral flange, obliquely articulated with distal segment, distal segment about 1.8 times intermediate segment dorsal length, 0.25 of proximal segment length, 1.2 times longer than distal width, upper flagellum biramous, proximal three segments fused, stout, shorter free ramus with three segments, longer free ramus slender, incomplete, lower free flagellum slender, incomplete; with about eight groups of aesthetascs.

Antenna with basicerite robust, with small acute ventrolateral tooth, carpocerite subcylindrical, about 3.0 times longer than wide, reaching to about 0.3 of scaphocerite length, flagellum about 3.0 times carapace length; scaphocerite well developed, about 0.9 of carapace length, 2.4 times longer than wide, greatest width at 0.5 of length, medial and lateral margins convex, lateral margin with small acute distal tooth, far exceeded by rounded distal margin of lamella.

Epistome normal, unarmed. Fourth thoracic sternite broad, unarmed, without medial process.

Mandible (right, damaged in dissection), with normal corpus, without palp; molar process distally truncate, with five blunt teeth and group of stout spines; incisor process slender, tapering, distally oblique, with three acute teeth. Maxillula with feebly bilobed palp, upper lobe small, lower lobe angular, bearing small distal tubercle with short simple seta; upper lacinia normal, with about 9-10 stout simple spines distally; lower lacinia stout, tapering distally with numerous long spiniform setae, longer distal setae finely serrulate. Maxilla with simple tapering non-setose palp, with minute acute distal tubercle; basal endite deeply bilobed, lobes subequal, distal lobe slightly stouter, with eight distal finely serrulate setae, proximal with seven setae; scaphognathite broad, about 2.4 times longer than wide, posterior lobe about 1.5 times longer than wide, about 0.36 of scaphognathite length, anterior lobe broad, 1.1 times longer than wide, medial margin emarginate. First maxilliped with elongate palp extending well beyond distal margin of basal endite, distal portion constricted, non-setose; basal endite well developed,

broadly rounded, with straight medial margin, with numerous long finely serrulate spiniform setae, coxal endite distinctly separated by deep medial notch from basal endite, feebly bilobed, distal lobe with several long setulose setae (mainly broken), proximal lobe non-setose; exopod with slender flagellum with four long plumose terminal setae, caridean lobe narrow; epipod large, triangular, bilobed. Second maxilliped with normal endopod, dactylar segment broad, about 2.8 times longer than wide, with numerous stout, densely serrulate long and short spines medially; propodal segment not strongly produced distomedially, with 5-6 long finely serrated spines; carpus normal, with ventromedial angle produced; ischiomerus and basis normal, without special features; exopod with slender flagellum with four long plumose terminal setae; coxa not medially produced, with small rounded epipod laterally, without podobranch. Third maxilliped with endopod robust, reaching to about middle of carpocerite, ischiomerus feebly separated from basis, junction marked by small notch medially; ischiomerus portion about 4.2 times longer than broad, subuniform, compressed, lateral margin with three small simple spines distally, medial

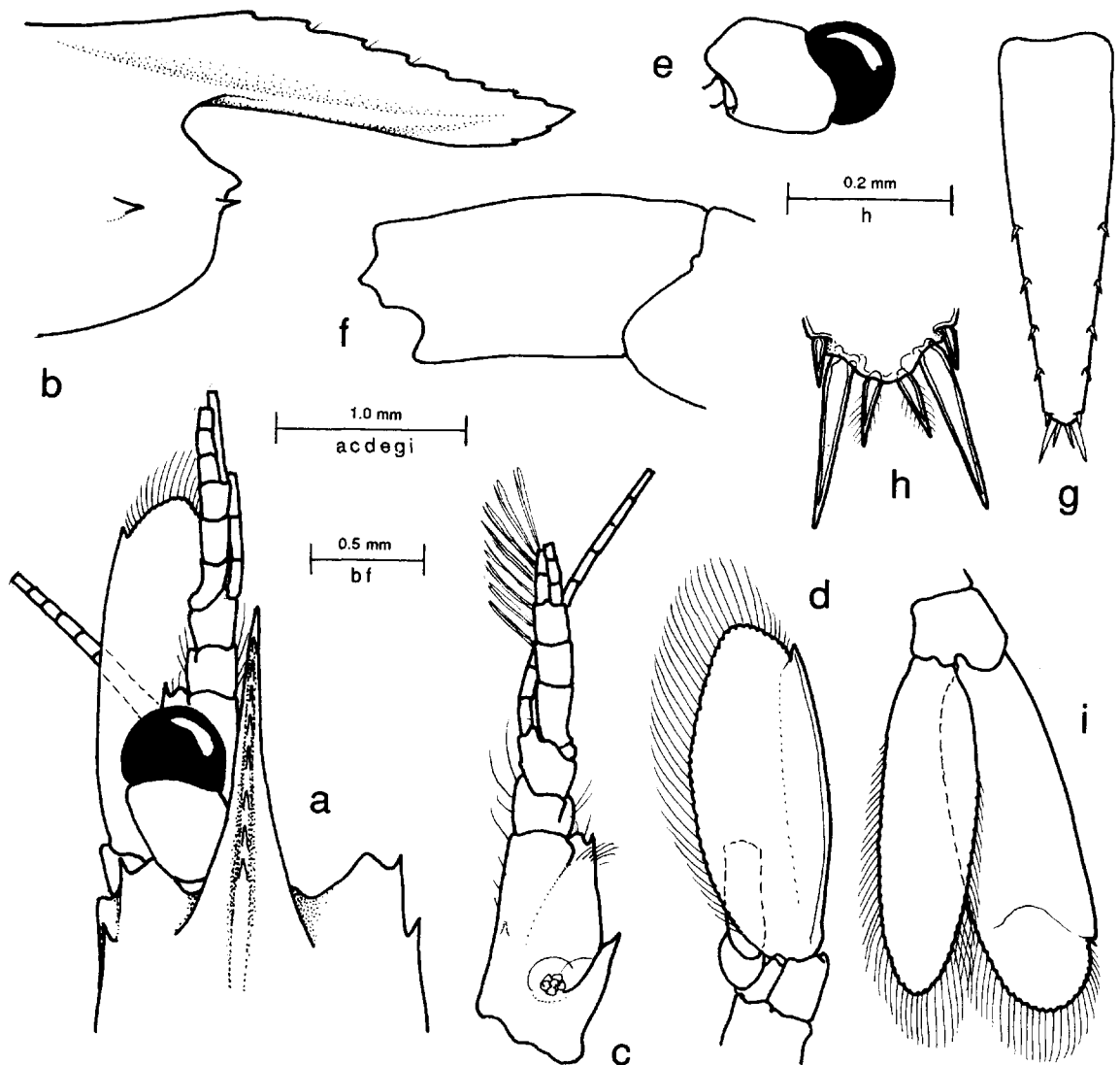


FIG. 27. — *Periclimenes leptodactylus* sp. nov., holotype, ♂ : a, anterior carapace, rostrum, left eye and antennal peduncles, dorsal; b, anterior carapace and rostrum, lateral; c, antenna; d, antenna; e, eye; f, sixth abdominal segment; g, telson; h, same, posterior spines; i, uropod.

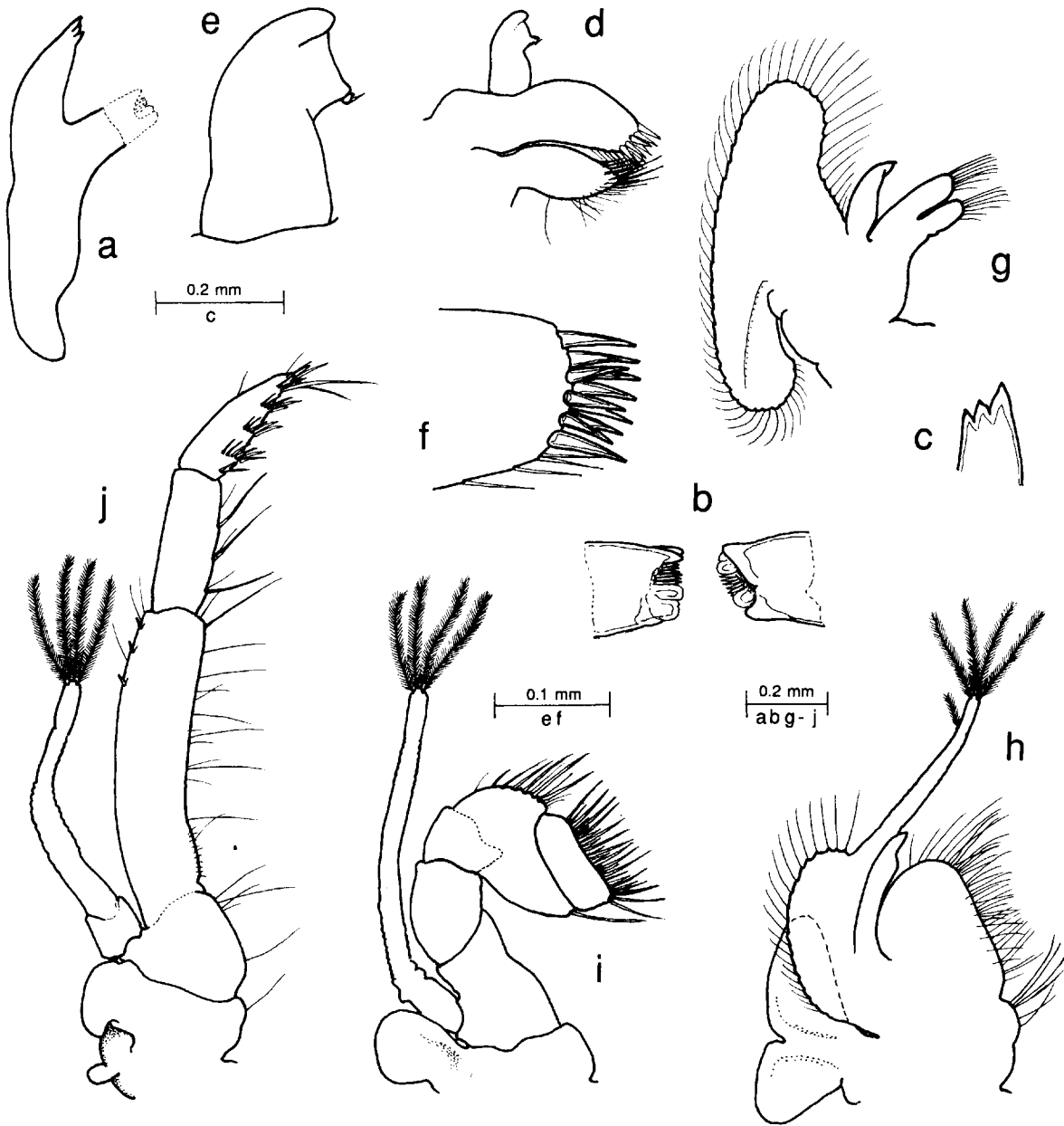


FIG. 28. — *Periclimenes leptodactylus* sp. nov., holotype, ♂ : a, mandible (right), molar process damaged; b, same, right molar process, dorsal and ventral aspects; c, same, incisor process; d, maxillula; e, same, palp; f, same, distal upper lacinia; g, maxilla; h, first maxilliped; i, second maxilliped; j, third maxilliped.

margin with sparse long very finely setulose setae and short simple setae, proximal medial border with submarginal row of ten short papillose setae; penultimate segment about 0.45 of ischiomer length, 2.6 times longer than wide, subcylindrical, with few long finely serrulate setae medially; terminal segment subequal to penultimate segment length, with short stout simple terminal spine, medial margin with 5-6 transverse rows of short finely serrulate spines; basal region medially straight, with sparse simple setae; exopod with slender flagellum, with four long plumose terminal setae; coxa not medially produced, with small rounded lateral plate; arthrobranch vestigial. Paragnaths not examined.

First pereiopod well developed, robust, reaching to slightly beyond scaphocerite, exceeding carapocerite by chela and carpus; chela with palm subcylindrical, slightly compressed, about 1.8 times longer than deep, with three rows of short serrulate setae proximoventrally; fingers about 0.8 of palm length, subspatulate, with entire lateral cutting edges, small hooked tips distally; carpus 0.85 of palm length, 2.9 times longer than distal width, tapering proximally, with transverse row of long serrulate setae distoventrally; merus 1.1 times chela length, 4.1 times longer than central width, uniform; ischium about 0.75 of chela length, 2.6 times longer than distal width, tapering proximally, obliquely articulated with basis; basis about 0.5 of chela length, ventral border straight, sparsely setose; coxa normal with very small distoventral setose process.

Second pereiopods lacking.

Ambulatory pereiopods robust, third pereiopod reaching to end of scaphocerite, exceeding carapocerite by propod and dactyl; third pereiopod with dactyl long, slender, about 0.33 of propod length, with unguis well demarcated, about 6.75 times longer than basal width, feebly curved, 0.68 of corpus length, corpus subcylindrical, 3.5 times longer than proximal width, ventral margin sharp, feebly concave, with pair of minute distoventral accessory teeth, with distal pairs sensory setae medially and laterally; propod about 0.5 of carapace length, compressed, 5.8 times longer than deep proximally, distal half tapering, distal width about 0.6 of central width, with single slender distoventral spine, six small slender spines along ventral border, with numerous slender flexible setae along distal half of ventral border; carpus about 0.5 of propod length, 3.0 times longer than distal width, with distinct distodorsal lobe; merus subequal to propod length, 5.0 times longer than width, distoventral angle unarmed; basis and coxa normal. Fourth and fifth pereiopods similar.

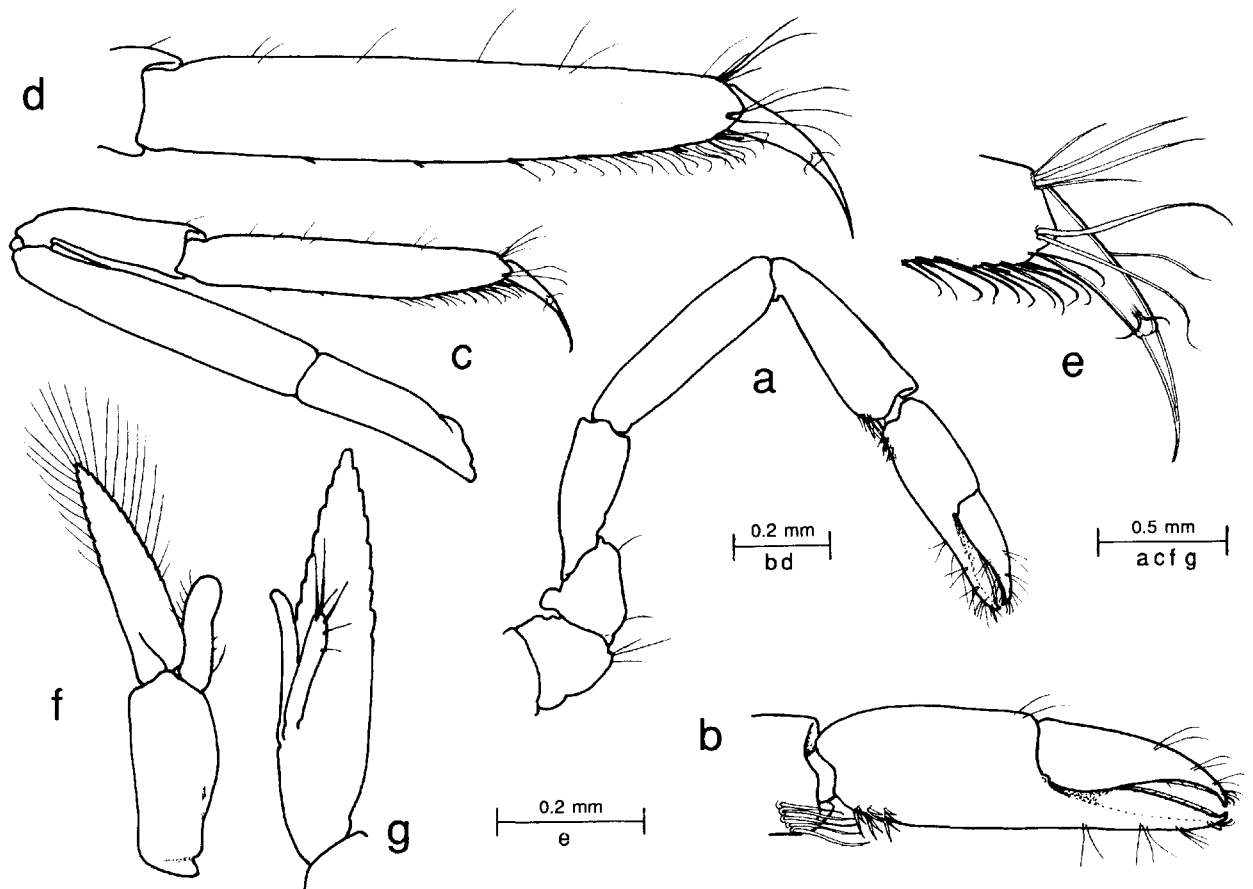


FIG. 29. — *Periclimenes leptodactylus* sp. nov., holotype, ♂ : a, first pereiopod; b, same, chela; c, third pereiopod; d, same, propod and dactyl; e, same, distal propod and dactyl; f, first pleopod; g, second pleopod, endopod.

First pleopod with basipodite 2.4 times longer than broad; endopod 0.6 of basipodite length, 3.6 times longer than basal width, subuniform, bluntly angled distally, without accessory lobule, proximal half of medial margin with single short plumose seta proximally, two small simple spinules distally, distal half of lateral margin with five plumose setae, exopod 4.0 times longer than proximal width, 2.0 times endopod length. Second pleopod with basipodite similar to first; appendix masculina with subcylindrical corpus, 5.0 times longer than central width, slightly swollen distally, with simple distoventral spines, four longer simple terminal spines; appendix interna distinctly exceeding appendix masculina, with few distal cincinnuli.

Uropods distinctly exceeding telson, protopodite with distolateral angle rounded; endopod about 3.0 times longer than wide, lateral margin feebly convex, non-setose, with distolateral angle obsolete, with small mobile spinule, diaeresis distinct; endopod 0.9 of exopod length, 3.5 times longer than wide.

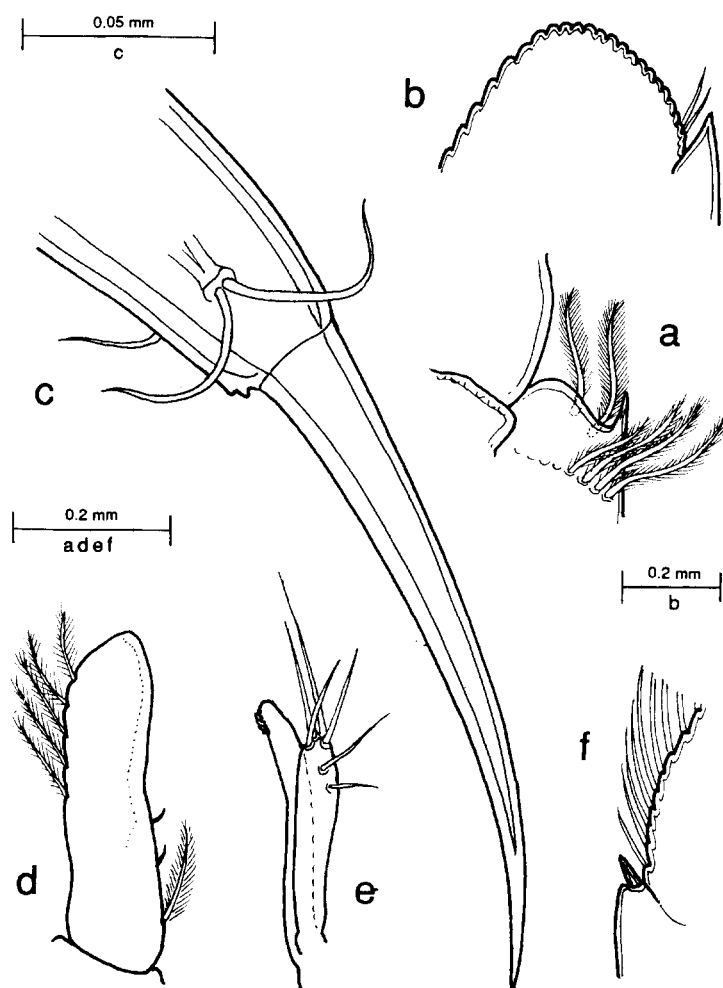


FIG. 30. — *Periclimenes leptodactylus* sp. nov., holotype, ♂ : a, antennule, proximal peduncular segment, distolateral angle; b, scaphocerite, distal; c, third pereiopod, dactyl, unguis, and distal corpus; d, first pleopod, endopod; e, second pleopod, endopod, appendix masculina and appendix interna; f, uropod, exopod, distolateral angle.

MEASUREMENTS (mm). — Carapace length, 2.0; carapace and rostrum, 3.5; total body length (approx.), 10.0.

COLOURATION AND HOST. — No data.

ETYMOLOGY. — ΛΕΠΤΟΣ (Greek), slender; ΔΑΚΤΥΛΟΣ (Greek), finger, with reference to the ambulatory dactyls.

SYSTEMATIC POSITION. — The presence of four pairs of dorsal telson spines in *P. leptodactylus* suggests a close relationship to the other deep-water species that are similarly equipped. From these species *P. leptodactylus* may be distinguished by the absence of an epigastric spine or tubercle and the long slender dactyl of the ambulatory pereiopods, in which it is about a quarter of the length of the propod. It also differs markedly in the dactyl itself, which, at first glance, may appear simple and not biunguiculate, but a minute accessory tooth is present and contrasts strongly with the well developed accessory teeth found in other related species.

REMARKS. — *P. leptodactylus* is remarkable for its small size, but its adult, or at least near adult, status is indicated by the well developed appendix masculina on the second pleopod. Some other particularly small species of the genus *Periclimenes* are known, such as *P. signatus* and *P. priodactylus*, with total body length of 11 and 4.75 mm respectively (KEMP, 1925; BRUCE, in press) and MANNING and CHACE (1990) have recently described a very small species of *Typton*, *T. ascensionis*, from Ascension Island, with a carapace length of only 1.0 mm. The hosts of neither of these species, both known only from the single holotype specimens, have yet been identified. Full assessment of the systematic relationships of *P. leptodactylus* is hampered by the lack of second pereiopods, but the form of the ambulatory dactyl and propod shows distinct differences from the other species with more than two pairs of dorsal telson spines, one of which, *P. poupini*, is known to be associated with a commensal anemone associated with a pagurid crab, *Trizopagurus* sp. (BRUCE, 1990d). The broad compressed propod, with the distal half tapering is a feature that is also found in several echinoderm-associated species of *Periclimenes*, particularly species found in association with echinoid hosts, such as *P. colemani*, *P. hirsutus* and *P. hertwigi*, associated with *Asthenosoma*, *Astropyga* and *Phormosoma* and *Areosoma* respectively (BRUCE, 1983), suggesting that *P. leptodactylus* may be involved in similar associations.

Periclimenes ordinarius sp. nov.

Figs 31-35

MATERIAL EXAMINED. — New Caledonia. MUSORSTOM 4 : stn DW 184, 18°04.0'S, 163°27.5'E, 260 m, 18 September 1985 : 1 adult ♀, holotype (MNHN-Na 12038).

DESCRIPTION. — Small sized pontonine shrimp of moderately robust, subcylindrical body form, lacking right second pereiopod.

Carapace smooth, glabrous; rostrum well developed, about 0.8 of carapace length, straight, slightly depressed, about 5.6 times longer than central depth, reaching to about end of antennular peduncle, dorsal carina well developed, margin feebly convex, with eleven small, low acute teeth, decreasing slightly in size distally, with second tooth situated over posterior orbital margin; lateral carinae feebly expanded posteriorly; ventral carina distinct, with two small acute teeth distally, small preterminal ventral tubercle, interdental spaces sparsely setose; supraorbital spines absent; small epigastric tubercle present, orbit feebly developed, inferior orbital angle strongly produced, acute in lateral view, antennal spine small, acute, marginal, hepatic spine large, robust, well below level of antennal spine, at about level of first dorsal rostral tooth; anterolateral margin of branchiostegite not produced, bluntly rounded.

Abdomen smooth, glabrous; third abdominal segment not posterodorsally produced, non-carinate, pleura of first three segments broadly rounded, fourth angularly posteriorly produced, fifth smaller, more rounded, depth subuniform, posteroventral angle small, subacute, posterolateral angle acute. Telson about 1.3 times sixth segment length, 3.3 times longer than anterior width, with lateral margins sublinear, posteriorly convergent, with two pairs of well developed submarginal spines, at 0.5 and 0.75 of telson length, posterior margin angular, about 0.4 of anterior width, without acute median point, with three pairs of posterior spines, lateral spines small, similar to dorsal spines, intermediate spines long, about 0.2 of telson length, 10.0 times longer than basal width, submedian spines slender, about 0.5 of intermediate spine length, without setules.

Eye with feebly pigmented ogival cornea, without accessory pigment spot, oblique, corneal width about 0.15 of carapace length, 1.2 times longer than wide; stalk about 1.2 times longer than broad, 1.2 times corneal length.

Antennular peduncle slightly exceeding tip of rostrum, far short of anterior margin of scaphocerite; proximal segment about 1.8 times longer than broad, medial margin straight, sparsely setose, with few plumose setae

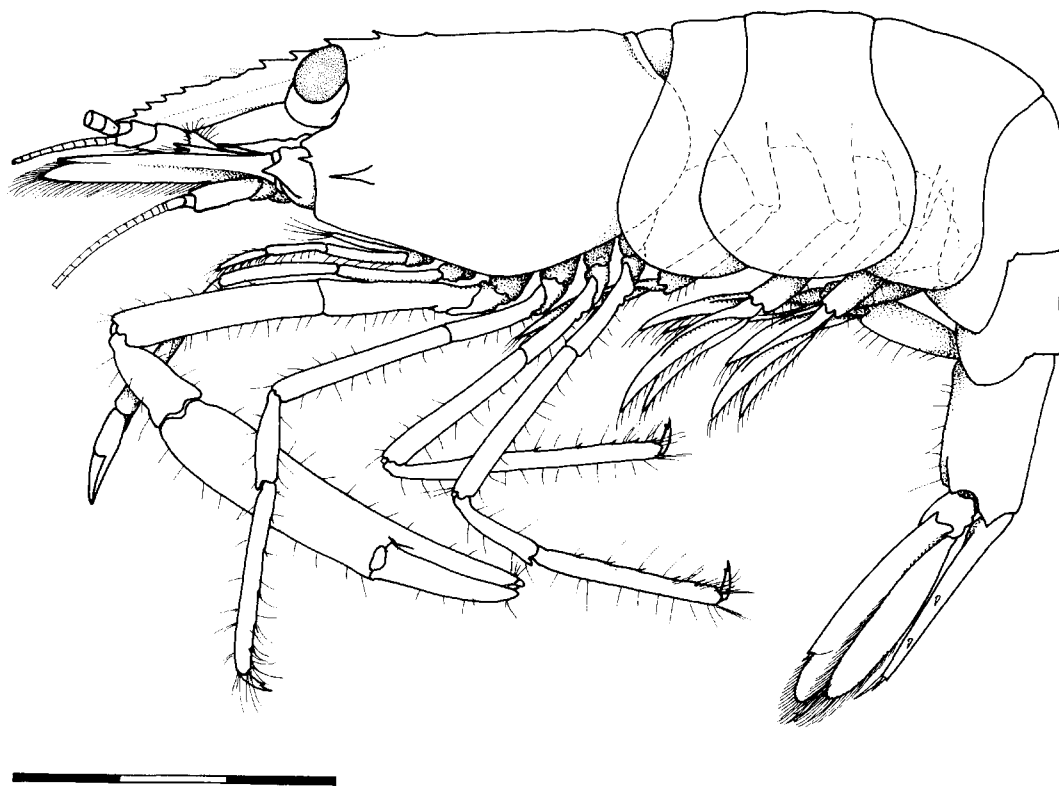


FIG. 31. — *Periclimenes ordinarius* sp. nov., holotype, ♀, MUSORSTOM 4, stn DW 184, New Caledonia, 260 m. Scale bar in millimeters.

distally, with small acute tooth ventrally at 0.4 of length, anterolateral margin feebly convex, with well developed angular distolateral lobe, with slender acute, lateral tooth, far exceeding lobe; stylocerite slender, acute, reaching to about 0.75 of segment length, statocyst normal with subcircular statolith; intermediate segment short, about 0.25 of proximal segment length, 1.1 times wider than long, with small setose lateral lamella, obliquely articulated with distal segment, distal segment 1.6 times longer than proximal width, about 0.4 of proximal segment length; upper flagellum biramous, proximal five segments fused, shorter free ramus with three segments, longer free ramus and lower flagellum incomplete, slender; with about 13 groups of aesthetascs.

Antenna with robust basicerite, with strong acute distolateral tooth, carpocerite short, stout, about 2.5 times longer than wide, reaching to about 0.4 of scaphocerite length, flagella lacking, scaphocerite far exceeding rostrum and antennular peduncle, about 0.8 of carapace length, about 3.0 times longer than wide, broad, maximum width at about 0.4 of length, feebly tapering distally, lateral margin sublinear, with acute distal tooth at 0.8 of length, anterior margin of lamella far exceeding lateral tooth, bluntly angular.

Epistome without horns, with pair of rounded bosses, linked by anterior ridge. First to third thoracic sternites broad, with low unarmed transverse ridges, fourth with transverse lateral ridges, separated by median gap, fifth with transverse ridge, posterior to coxae, with small median notch, posterior sternites unarmed.

Mandible with corpus normal, without palp; molar process (left) distally truncate, with five large blunt teeth, with posterior group of long spiniform setae; incisor process short, transversely truncate distally, with three acute teeth. Maxillula with feebly bilobed palp, upper lobe small, rounded, lower lobe small, with small ventral tubercle with short simple seta; upper lacinia normal, with double row of about nine short stout simple spines, with scattered setae distally; lower lacinia slender, tapering, with numerous long serrulate spiniform setae distally. Maxillula with short, blunt, non-setose palp; basal endite bilobed, lobes subequal, upper lobe with about 15 short, slender, simple setae, lower with twelve; coxal endite obsolete, medial border convex; scaphognathite normal,

about 2.6 times longer than wide, posterior lobe about 2.0 times longer than wide, anterior lobe 1.2 times longer than wide, broadly rounded distally, medially concave. First maxilliped with simple tapering palp, reaching to about level of distal border of basal endite, with preterminal papillose seta, basal endite broad, distal border broadly rounded, medial margin feebly concave, densely fringed with slender, feebly setulose setae, feebly separated from coxal endite; coxal endite convex, sparsely setose, with single long plumose seta distally; exopod with slender flagellum, with four long plumose terminal setae, caridean lobe well developed, broad; epipod irregular, feebly bilobed. Second maxilliped with normal endopod; dactylar segment about 2.7 times longer than wide, with

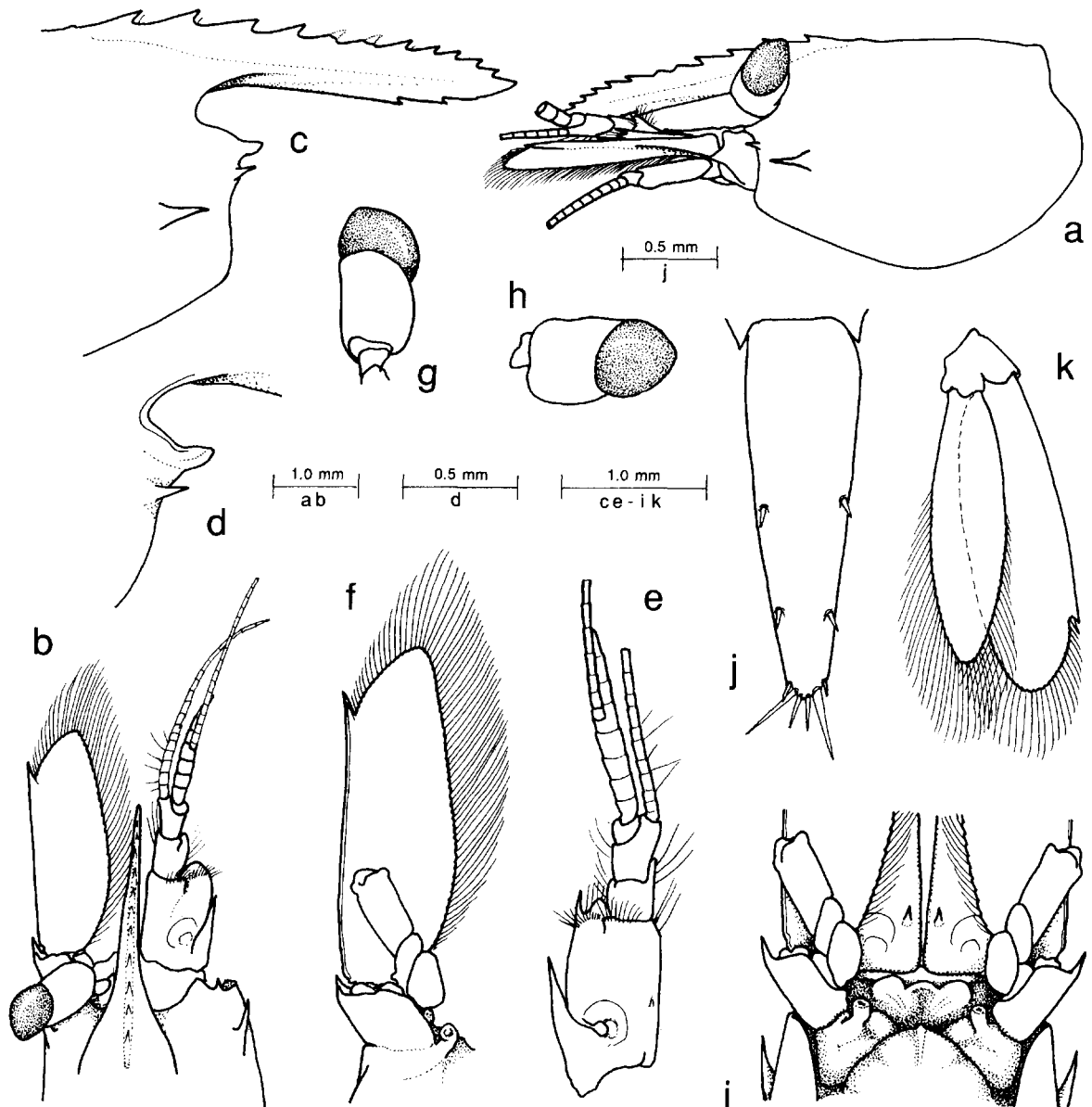


FIG. 32. — *Periclimenes ordinarius* sp. nov., holotype, ♀: a, carapace, rostrum, eye, antennal, peduncles, lateral; b, anterior carapace and rostrum, left eye and antenna, right antennula, dorsal; c, anterior carapace and rostrum, lateral; d, orbit and antennal spine; e, antennule; f, antenna, ventral; g, eye, posterior; h, same, dorsal; i, epistomal region; j, telson; k, uropod.

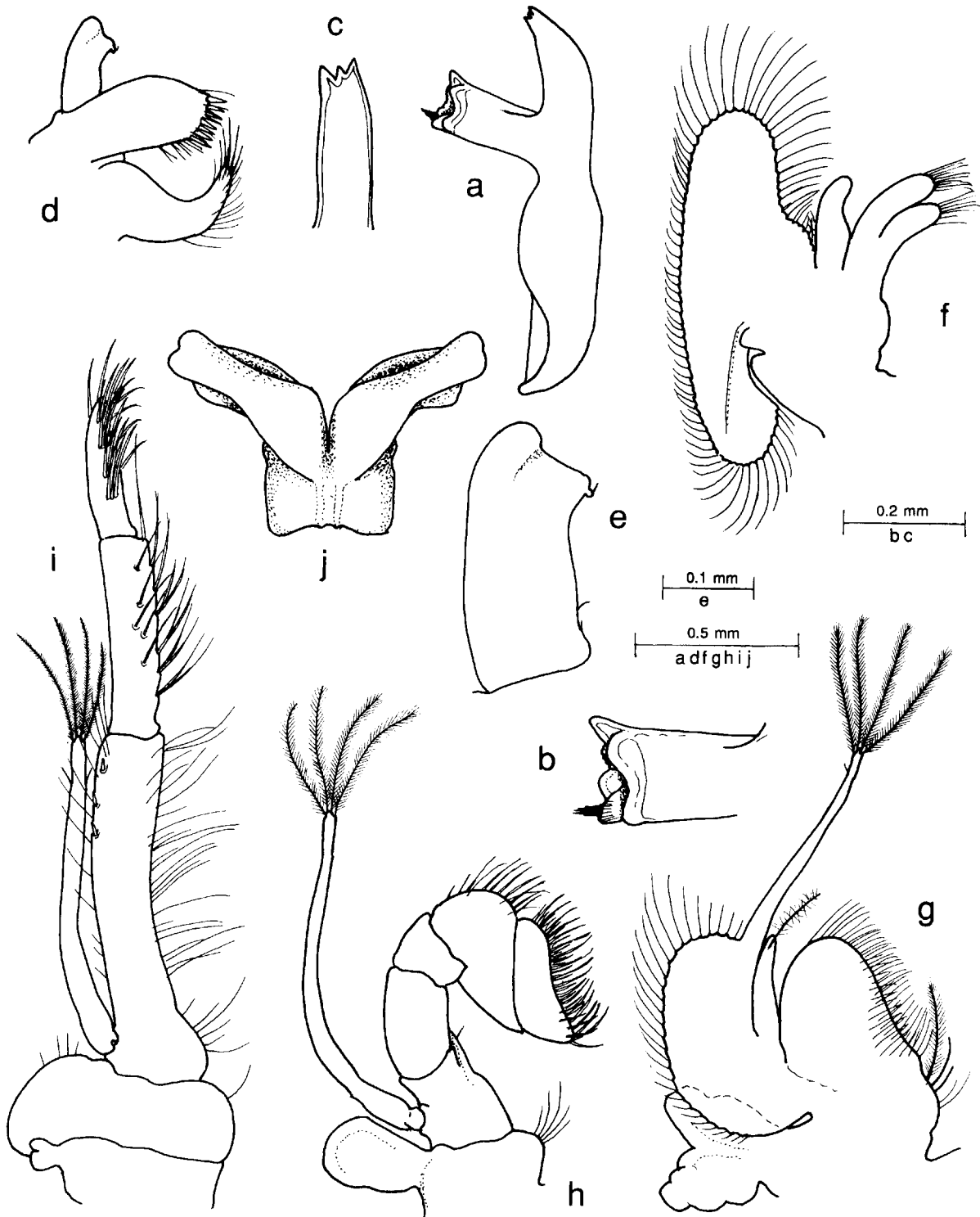


FIG. 33. — *Periclimenes ordinarius* sp. nov., holotype, ♀ : a, left mandible; b, same, molar process; c, same, incisor process; d, maxillilula; e, same, palp; f, maxilla; g, first maxilliped; h, second maxilliped; i, third maxilliped; j, paragnaths.

b, i : right side.

numerous short and long serrulate spines medially; propodal segment broad, distal margin convex, not medially produced, with 7-8 long slender spines; carpus normal, ventromedial angle produced; ischiomerus and basis normal, without special features; exopod with slender flagellum with four long plumose terminal setae; coxa stout, bluntly angular medially, with few simple setae, with small suboval epipod laterally, without podobranch. Third maxilliped with endopod slender, reaching to about distal end of carpocerite, ischiomerus and basis

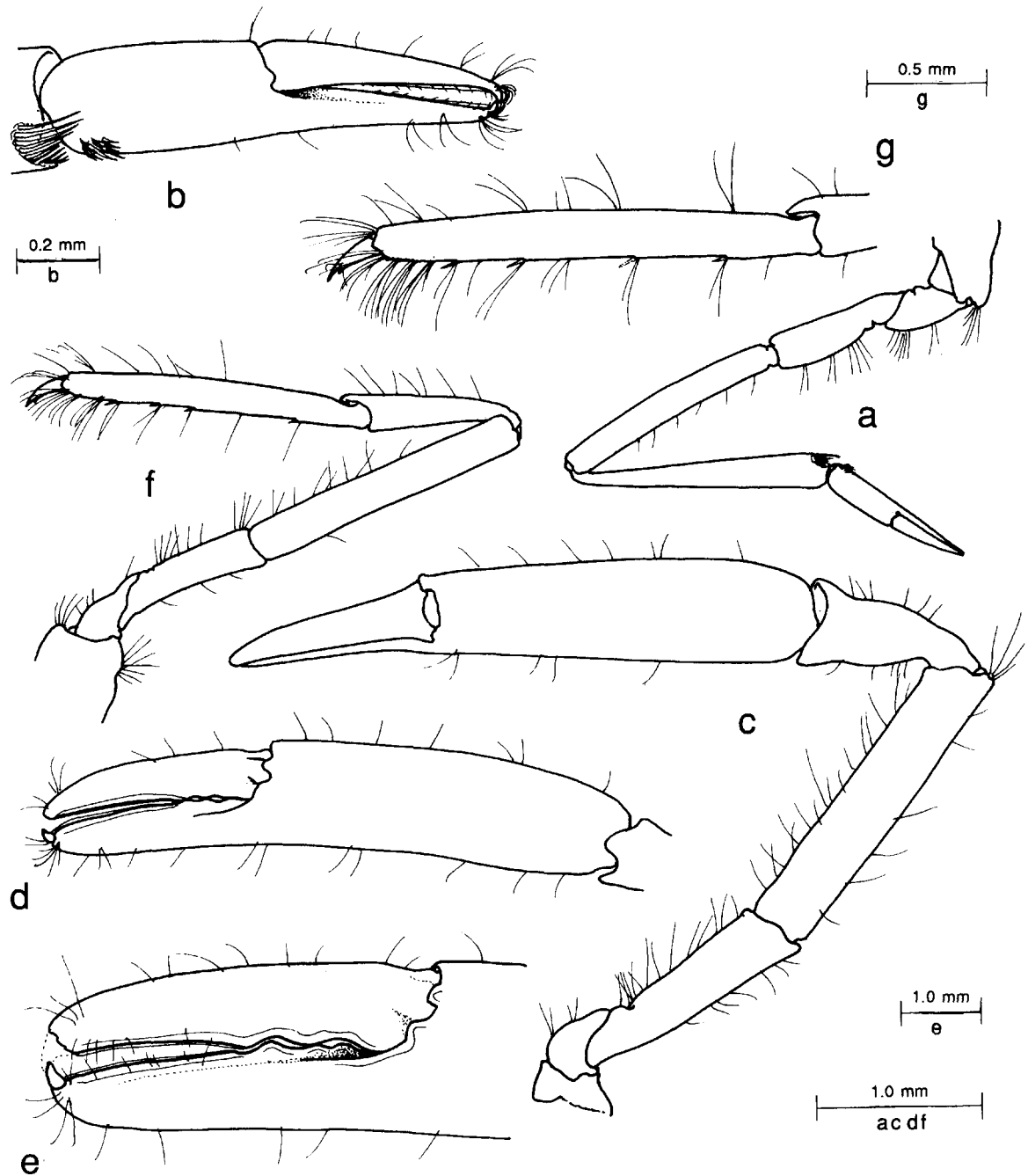


FIG. 34. — *Periclimenes ordinarius* sp. nov., holotype, ♀ : a, first pereiopod; b, same, chela; c, second pereiopod, left; d, same, chela; e, same, fingers; f, third pereiopod; g, same, propod and dactyl.

completely fused, junction marked by small medial indentation, combined segment about 6.0 times longer than central width, distally compressed, lateral margin with numerous long setae, with three short, stout, blunt, peg-like spines distally, medial margin sparsely setose, with slender simple setae, basal region convex, sparsely setose; penultimate segment about 0.6 of combined proximal segment length, subcylindrical, 4.0 times longer than central width, with ventromedial and ventrolateral long spiniform setae; terminal segment 0.66 of penultimate segment length, tapering distally, with four transverse groups of long serrulate setae ventrally; exopod with slender flagellum with four long plumose terminal setae; coxa broadly convex medially, sparsely setose, with large rounded lateral plate; arthrobranch rudimentary. Paragnaths with well developed alae, corpus short, broad, with feeble submedian carinae posteriorly.

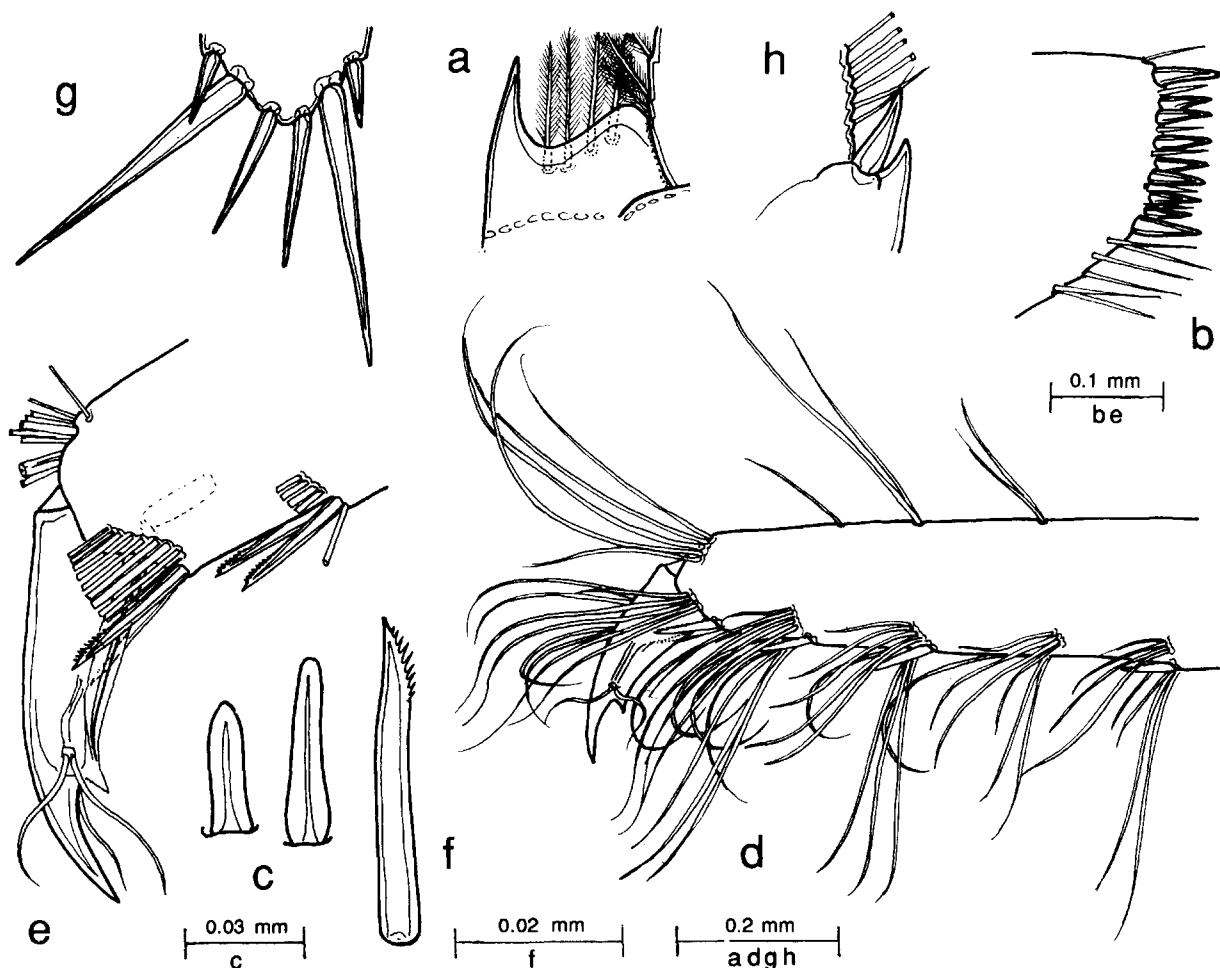


FIG. 35. — *Periclimenes ordinarius* sp. nov., holotype, ♀ : a, proximal segment of antennular peduncle, distolateral angle; b, maxillula, distal upper lacinia; c, third maxilliped, distolateral meral spines, proximal spine (right), distal spine (left); d, third pereiopod, distolateral propod and dactyl; e, same, setae omitted; f, same, distoventral propod spine; g, telson, posterior spines.

First pereiopod slender, reaching to distal end of caropocrite; chela with palm subcylindrical, feebly compressed, about 2.2 times longer than deep; with three transverse rows of short serrulate setae proximoventrally, fingers slender, subequal to palm length, tapering with small acute hooked tips, cutting edges sharp, entire, lateral, with sparse simple setae, dactylus about 4.5 times longer than proximal depth, fixed finger similar; carpus slender,

about 1.6 times chela length, 7.5 times longer than distal width, strongly tapered proximally, with semicircle of serrulate setae distoventrally; merus about 0.9 of carpus length, 1.5 times chela length, 7.5 times longer than central width, uniform; ischium about 0.9 of chela length, compressed, feebly carinate ventrally, sparsely setose; 3.5 times longer than distal depth, obliquely articulated with basis; basis about 0.5 of chela length, ventral border convex, sparsely setose; coxa normal, with very small setose distoventral process.

Left second pereopod only preserved, exceeding scaphocerite by length of chela; chela with palm subcylindrical, smooth, slightly compressed, tapered distally, 3.5 times longer than central depth, with scattered long stiff simple setae; fingers about 0.6 of palm length, dactyl with tip missing, about 4.5 times longer than proximal depth, stout, without lateral flange, cutting edge distally sharp, entire, proximal half with two low blunt teeth; fixed finger similar, with stout hooked tip distally, cutting edge entire distally, with three low blunt teeth proximally, both fingers with numerous stiff setae, carpus about 0.45 of palm length, 2.0 times longer than distal width, moderately excavate distally, unarmed, tapered proximally, setose; merus about 0.85 of palm length, about 5.0 times longer than wide, uniform, unarmed, with numerous stiff setae, particularly ventrally, ischium about 0.65 palm length, 3.7 times longer than distal width, unarmed, tapering proximally, setose; basis and coxa robust, without special features.

Ambulatory pereopods moderately slender, third pereopod reaching to proximal carapocerite, dactyl short, slender, compressed, about 1.5 of propod length, with unguis not clearly demarcated, about 3.5 times longer than proximal depth, dorsal margin strongly convex, ventral margin sharp, with well developed acute accessory tooth at about 0.6 of ventral length, about 0.2 of length of terminal tooth, distolateral carpus with pair of long sensory setae laterally, single seta medially; propod about 0.65 of carapace length, 6.7 times of dactyl length, 9.0 times longer than central depth, tapered proximally and distally, distal width about 0.75 of central width, with four isolated ventral spines, numerous stiff setae (damaged distoventrally); carpus about 0.5 of propod length, 4.3 times longer than distal width, with distodorsal lobe, tapered proximally, with stiff setae dorsally, merus about 0.9 of propod length, 7.4 times longer than wide, uniform, unarmed, setose; ischium 0.55 of propod length, unarmed, setose; basis and coxa normal. Fourth and fifth pereopods similar; fourth with distal and preterminal pairs of long ventral spines, with distodorsal border finely serrulate, with ventrolateral rows of long simple setae.

Uropod distinctly exceeding telson; prodopodite with small blunt distodorsal lobe; endopod about 3.0 times longer than broad, lateral margin feebly convex, non-setose, with small acute distal tooth, at about 0.8 exopod length, with larger mobile spine medially; diaeresis indistinct; endopod 0.7 of exopod length, 3.6 times longer than wide.

MEASUREMENTS (mm). — Carapace length, 2.7; carapace and rostrum, 4.65; total body length (approx.) 13.0; second pereopod chela, 3.6.

COLOURATION AND HOST. — No data.

ETYMOLOGY. — *Ordinarius* (Latin), ordinary, usual, regular.

SYSTEMATIC POSITION. — *Periclimenes ordinarius* does not appear closely related to any of the previously described deep-water Indo-West Pacific species of *Periclimenes*, from which it may be immediately distinguished by the ogival shape of the cornea. Most species of *Periclimenes* have uniformly hemispherical or globular corneae, but several shallow water species associated with crinoids have the cornea modified and in extreme forms, such as *P. ceratophthalmus*, it may undergo considerable conoidal prolongation distally. Most of these crinoid associates have a reduced rostral dentition and are easily distinguishable from *P. ordinarius*, which appears more closely related to *P. commensalis* Borradaile, 1915, or *P. novaecaledoniae* Bruce, 1967b. It may be distinguished from the former by the absence of supraorbital spines, and from the latter, by the entire, non-serrate, distal cutting edges of the fingers of the second pereopod.

REMARKS. — Although a minor feature, the character that first attracted attention when the specimen was being sorted, was the presence of numerous long slender simple, semi-rigid erect setae on the second and ambulatory pereopods. Such setae were sparsely present in the other *Periclimenes* species represented in the collection.

The status of the single second pereopod is uncertain but the rather feeble development of the teeth on the cutting edge suggests that it is the minor chela of an unequal pair. The distoventral angle of the propod of the dissected third pereopod is damaged, but appears to have been similar to that of the fourth, as is also that of the opposite side. The dorsally serrulate, distal ventral propodal spines resemble those found in some other pontonine species found in association with echinoderms, such as *Diapontonia maranulus* and *Periclimenes milleri*, in the Atlantic Ocean (BRUCE, 1986, 1987) or *Periclimenes hertwigi* Balss (BRUCE, 1990b) in the Indo-West Pacific region.

Periclimenes pectinipes sp. nov.

Figs 36-40, 75

MATERIAL EXAMINED. — New Caledonia. SMIB 5 : stn DW 76, 23°41.2'S, 168°00.5'E, Norfolk Ridge, 280 m, 7 September 1989 : 1 ♂ holotype (MNHN-Na 12046).

DESCRIPTION. — Small sized pontonine shrimps of slender, subcylindrical body form.

Carapace smooth, glabrous; rostrum well developed, slender, extending well beyond antennular peduncles, slightly beyond scaphocerite, compressed, with obsolete lateral carinae, straight, directed slightly upwards distally, dorsal carina well developed posteriorly, with three large acute compressed teeth, posterior two situated on anterior carapace, with five further teeth, of decreasing size distally, with smallest distal tooth subapical, lower border with carina obsolete, with three acute teeth situated on distal half of rostrum; epigastric tooth very large, acute, stout, situated at about 0.5 of carapace length, supraorbital teeth absent; orbit feebly developed, inferior orbital angle produced, acute in lateral view, antennal spine well developed, acute, marginal, reaching to about level of tip of inferior orbital angle, hepatic spine robust, larger than antennal spine, at distinctly lower level, below level of first and second dorsal rostral teeth; anterolateral margin of branchiostegite not produced, bluntly rounded.

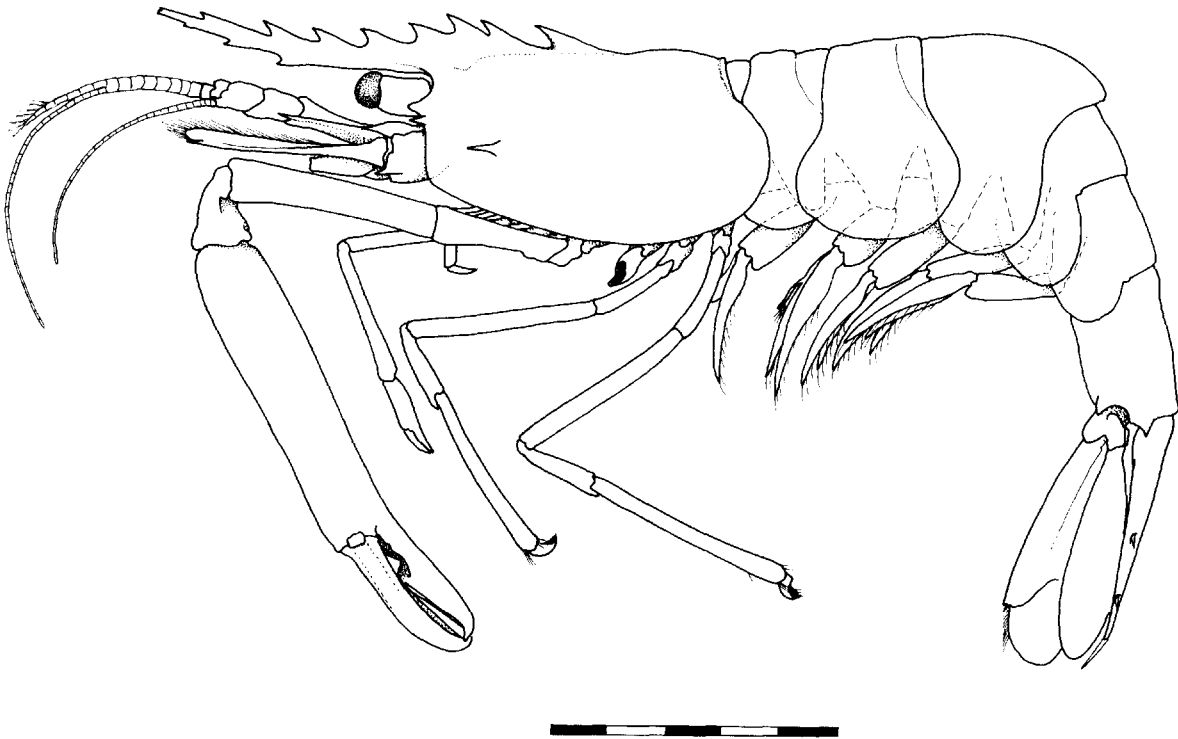


FIG. 36. — *Periclimenes pectinipes* sp. nov., holotype, ♂, SMIB 5, stn DW 76, Norfolk Ridge, 280 m. Scale bar in millimeters.

Abdomen smooth, glabrous; third abdominal segment feebly produced postero dorsally, non-carinate; pleura of first five segments all broadly rounded; fifth segment about 0.75 of sixth segment length, sixth segment compressed, about 1.5 times longer than deep, subuniform, posteroventral angle small, subacute, posterolateral angle larger, acute. Telson about 1.75 times sixth segment length, 3.7 times longer than anterior width, lateral margins almost straight, convergent to angular posterior margin, about 0.35 of anterior margin width, with two pairs of stout, submarginal dorsal spines, about 0.6 of telson length, at 0.5 and 0.8 of telson length, posterior margin with three pairs of spines, small acute median point, lateral spines distinctly smaller than dorsal spines, intermediate spines long, slender, about 2.2 times dorsal spine length, 0.13 of telson length, submedian spines slender, non-setulose, 0.5 of intermediate spine length.

Eye with cornea distorted, apparently globular, transverse, well pigmented, without accessory pigment spot, approximately 0.13 of carapace length, stalk about 1.2 times broader than long, feebly compressed, tapering slightly distally.

Antennule with peduncle distinctly shorter than scaphocerite, far exceeded by rostrum; proximal segment 2.0 times longer than wide, medial and lateral margins straight, subparallel, medial margin with small ventral tooth at about 0.45 of length, lateral margin strongly produced distolaterally, with rounded medial lobe with strong acute lateral tooth, far exceeding distal margin of lobe, reaching to about middle of intermediate peduncular segment; stylocerite slender, acute, about 0.55 of segment length, statocyst normal, with granular statolith; intermediate segment about 0.33 of proximal segment length, about as long dorsally as wide, with well developed lateral flange, obliquely articulated with distal segment, medial margin setose; distal segment about 1.3 times length of intermediate, 0.5 of proximal segment length, 1.3 times longer than wide; upper flagellum biramous, with ten proximal segments fused, shorter free ramus with eight segments, longer free ramus with seven; lower flagellum slender, subequal to carapace length; about seven groups of aesthetascs.

Antenna with basicerite robust, with strong distolateral tooth; carpocerite stout, about 3.0 times longer than broad, reaching to about 0.4 of scaphocerite length; antennal flagella lacking; scaphocerite well developed, extending slightly beyond antennular peduncle, about 2.6 times longer than wide, lateral margin straight, with strong distolateral tooth, slightly exceeded by anterior margin of lamella, lamella broad, feebly tapering distally, anterior margin bluntly angular.

Epistome normal, unarmed. Thoracic sternites narrow, fourth sternite without slender median process, with low transverse ridge with feeble submedian eminences, fifth sternite with pair of small subacute submedian teeth; posterior sternites unarmed.

Mandible (right) normal, without palp; corpus slender; molar process with five blunt teeth and several small groups of short setae; incisor process tapering with three teeth distally on right, four on left, central teeth smaller than outer teeth. Maxillula with strongly bilobed palp; upper lobe elongate, slender, non-setose, lower lobe short, stout, with distoventral tubercle, without seta (? lost in dissection), upper lacinia slender, with about ten slender simple distal spines, numerous short spiniform setae, lower lacinia slender, with numerous long spiniform setae. Maxilla with simple slender tapering, distally acute, non-setose palp; basal endite slender, simple, with about 15 slender simple distal setae; scaphognathite large, about 2.5 times longer than broad, posterior lobe well developed, broad, about 1.4 times longer than wide, anterior lobe about 1.3 times longer than broad, about 0.5 of scaphognathite length, medial margin notched, anterior portion broadly rounded. First maxilliped with slender tapering palp, extending well beyond distal margin of basal endite, with slender terminal seta and longer stout preterminal medial seta, basal endite broad, fused with coxal endite, anterior lobe slightly angular, medial margin straight, sparsely setose, with short slender simple setae; exopod with slender flagellum with four long plumose terminal setae, caridean lobe large, broad, epipod large, bilobed. Second maxilliped with normal endopod, dactylar segment about 3.5 times longer than broad, with numerous long serrulate spines medially, propodal segment with disto-medial margin enlarged, rounded, with about seven long slender spines, carpus with ventromedial margin angulate, ischiomerus normal, basis normal, feebly excavate medially; exopod with slender flagellum with four plumose long terminal setae; epipod simple, irregular, without podobranch. Third maxilliped extending distally to about 0.3 of carpocerite, ischiomerus completely fused to basis, combined segment about 11.0 times longer than central width, ischiomerus region centrally narrow, proximally and distally expanded, medial margin sparsely setose, lateral margin glabrous, basal region expanded, broadly convex medially, sparsely setose; penultimate segment about 0.6 of length of combined proximal segment, about 4.3 times longer than wide, uniform, with about six

pairs of long spines ventromedially; terminal segment about 0.5 of length of combined proximal segment, 5.0 times longer than proximal width, with about six groups of 2-3 spines ventromedially and short terminal spine; exopod with slender flagellum with four long plumose terminal setae; coxa with small medial protuberance, with single long simple seta, lateral plate well developed, rounded; arthrobranch small, with five lamellae. Paragnaths with alae feebly developed, corpus stout, about 1.5 times broader than long, with deep anteroventral medial fissure, posterolaterally with feeble oblique posteriorly convergent grooves.

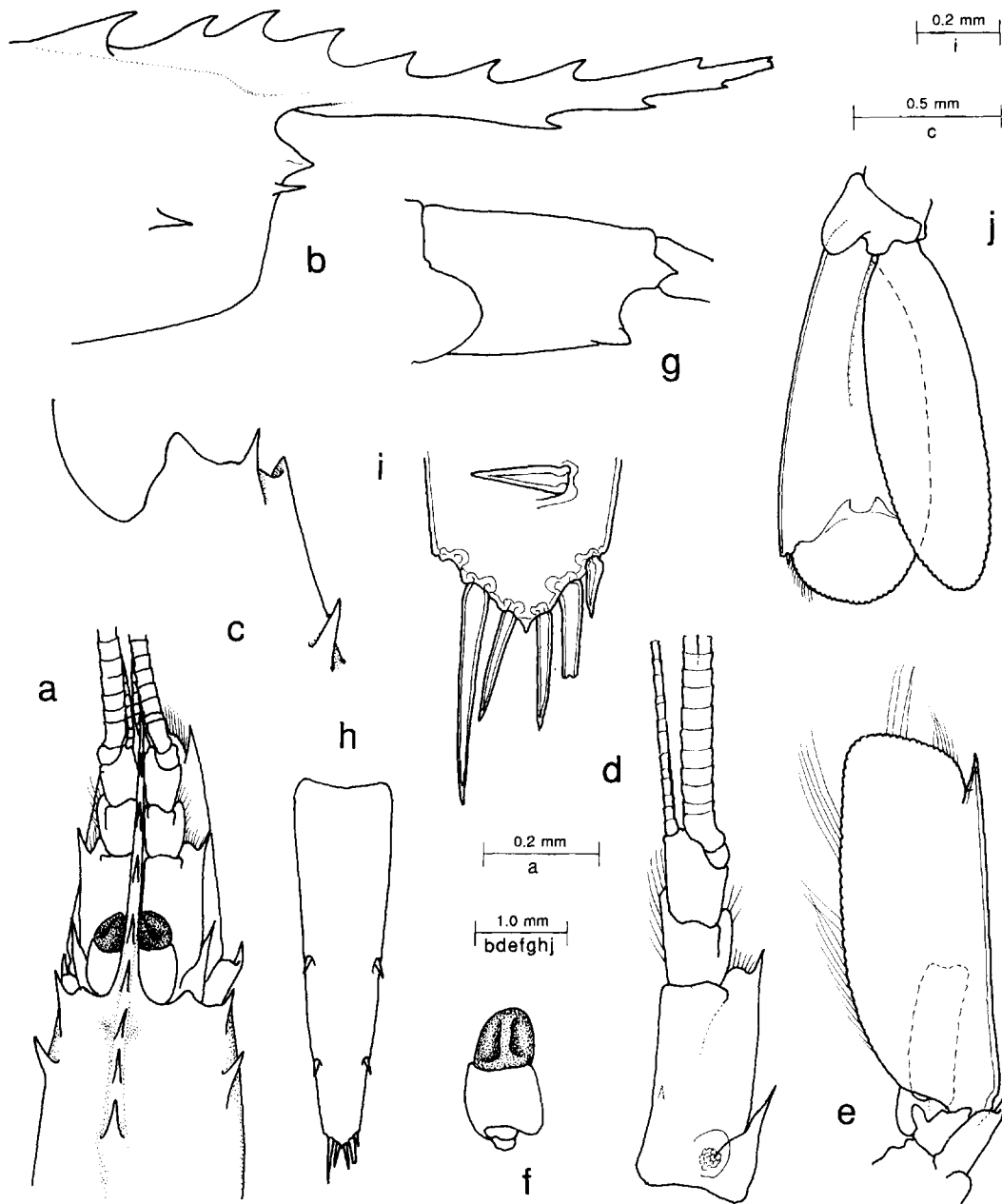


FIG. 37. — *Periclimenes pectinipes* sp. nov., holotype, ♂ : a, anterior carapace and rostrum, eyes and antennal peduncles, dorsal; b, anterior carapace and rostrum, lateral; c, orbital region, dorsal; d, antennular peduncle; e, antenna; f, eye, dorsal; g, sixth abdominal segment; h, telson; i, same, posterior spines, dorsal spine inset; j, uropod.

First pereiopod slender, extending beyond carpoperite by distal third of propod and chela, reaching to distal margin of scaphocerite; chela with palm subcylindrical, slightly compressed, about 2.9 times longer than deep with five transverse rows of short serrulate setae proximovenstrally, fingers simple, about 0.66 of palm length, dactyl about 4.0 times longer than proximal depth, tapering to feeble hooked tip, cutting edge sharp over distal 0.6 of ventral border, slightly laterally situated, fixed finger similar; carpus about 1.6 times palm length, about 10.0

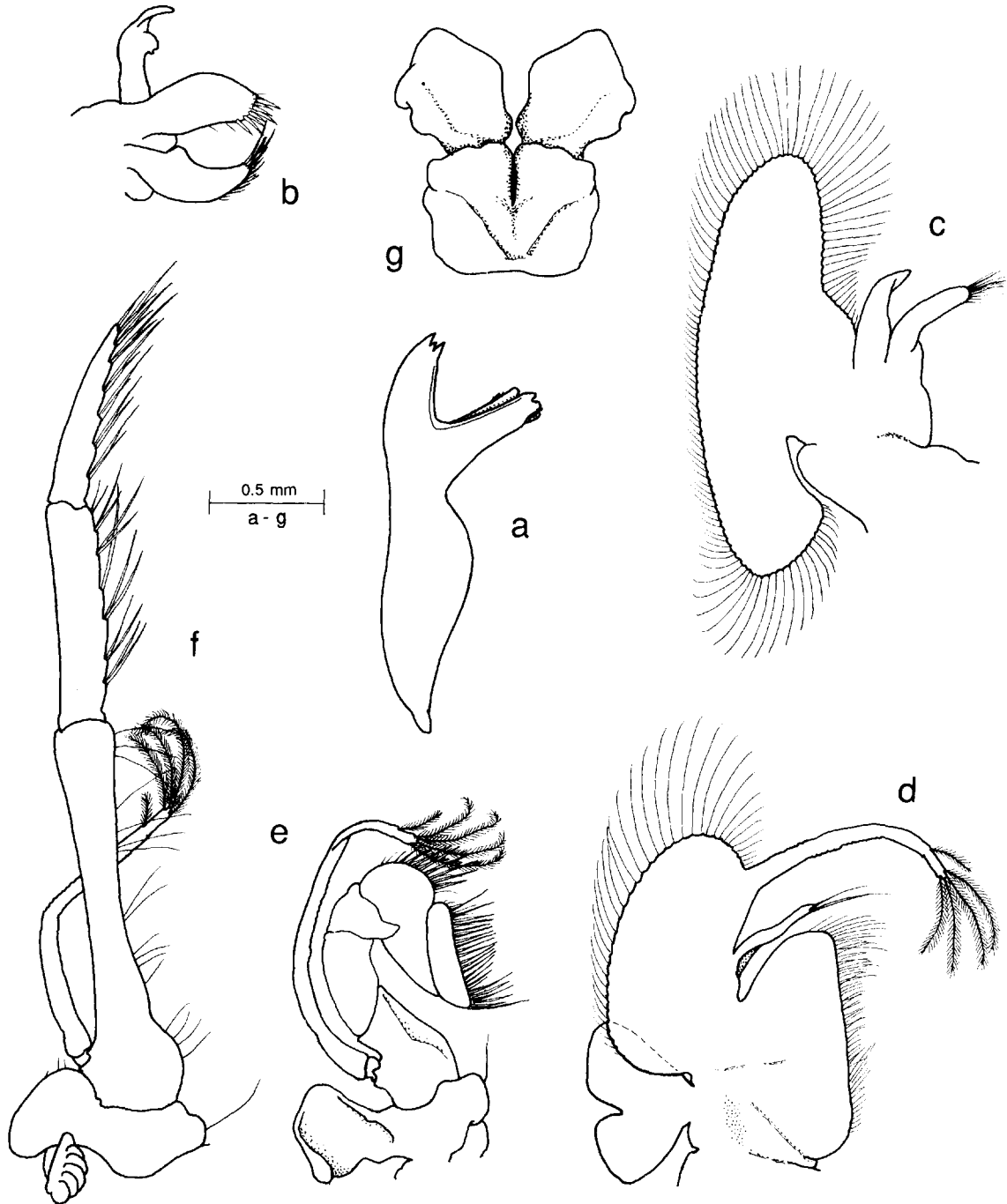


FIG. 38. — *Pericilimenes pectinipes* sp. nov., holotype, ♂ : a, mandible; b, maxillula; c, maxilla; d, first maxilliped; e, second maxilliped; f, third maxilliped; g, paragnaths.

times longer than central width, expanded distally, with distoventral row of serrulate setae; merus subequal to carpus length, about 9.0 times longer than central width, slightly expanding distally, ischium about 0.36 of meral length, 2.6 times longer than deep; basis subequal to ischial length, sparsely setose ventrally; coxa normal, with small setose distoventral process.

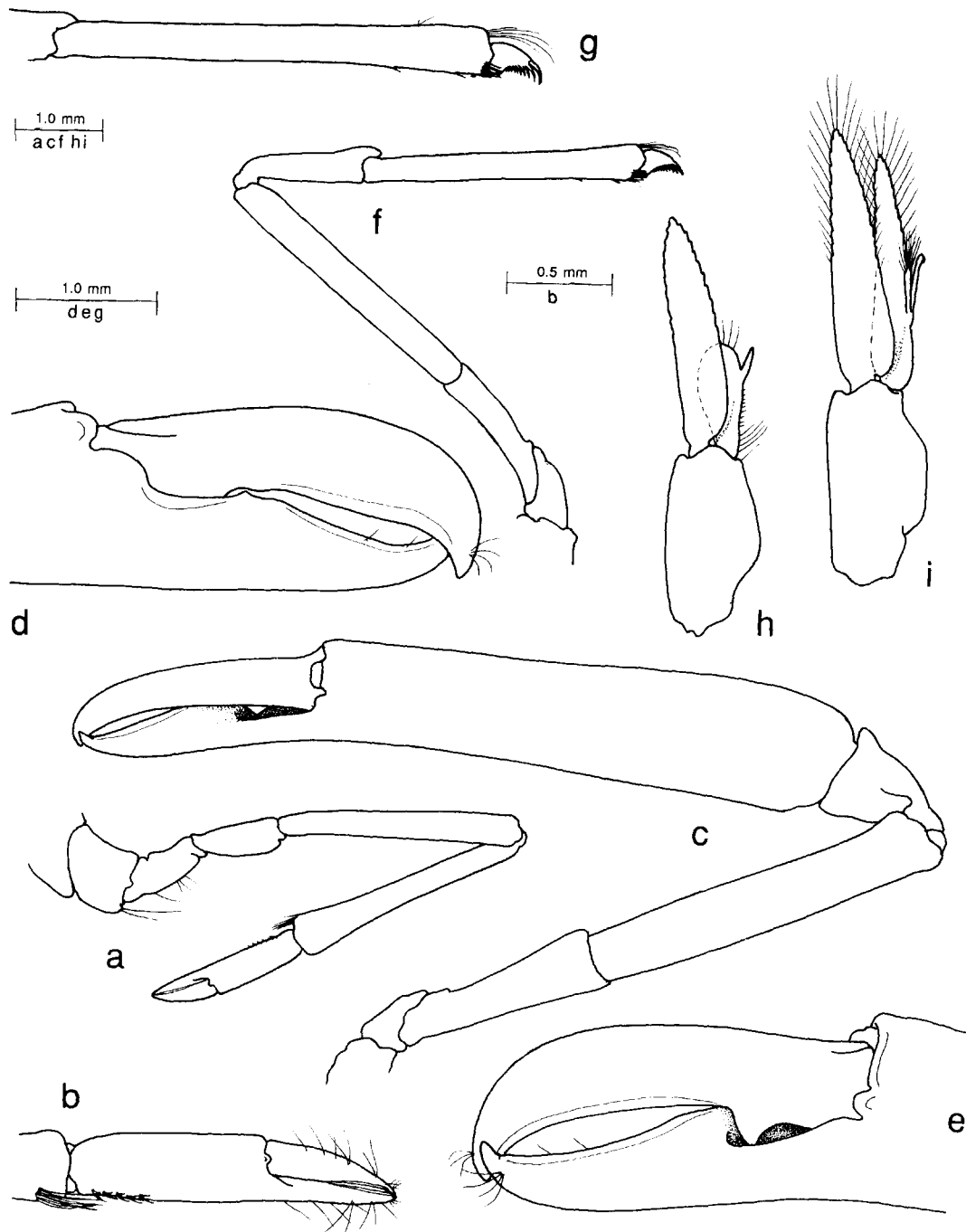


FIG. 39. — *Periclimenes pectinipes* sp. nov., holotype, ♂ : a, first pereopod; b, same, chela; c, left second pereopod; d, same, fingers, lateral; e, same, medial; f, third pereopod; g, same, propod and dactyl; h, first pleopod; i, second pleopod.

Left second pereiopod only preserved, apparently major pereiopod, extending beyond scaphocerite by chela and half length of carpus; chela about 1.6 times carapace length, with palm subcylindrical, smooth, about 5.0 times longer than central width, slightly swollen proximally; fingers about 0.45 of palm length, dactyl about 4.2 times greater depth, at about 0.6 of length, with stout blunt hooked tip distally, large acute, slightly recurved tooth proximally, fitting into deep opposing fossa on fixed finger, distal cutting edge concave, blunt; fixed finger about 2.6 times longer than proximal depth, with feeble hooked distal tooth, small acute tooth at about 0.4 of cutting edge length, distal cutting edge concave, blunt; carpus stout, short, about 0.23 of palm length; 1.3 times longer than distal width, tapering proximally, expanded distally, feebly excavate distally, unarmed; merus about 0.66 of palm length, 6.0 times longer than central depth, subuniform, smooth, distoventral angle rounded, unarmed; ischium about 0.58 of meral length, 3.2 times longer than distal width, wider than proximal merus, tapering proximally; basis and coxa normal, without special features.

Ambulatory pereiopods slender, third pereiopod (missing on the left side) exceeds scaphocerite by chela and distal third of propod; dactyl short, strongly compressed; unguis distinct from corpus, slender, about 6.0 times longer than basal width, curved, simple, about 0.5 of length of dorsal margin of corpus, corpus about 1.6 times longer than maximum depth, dorsal border strongly convex, ventral border with distal half bearing series of nine long slender non-articulated teeth, of decreasing size proximally, proximal half of ventral border with unarmed

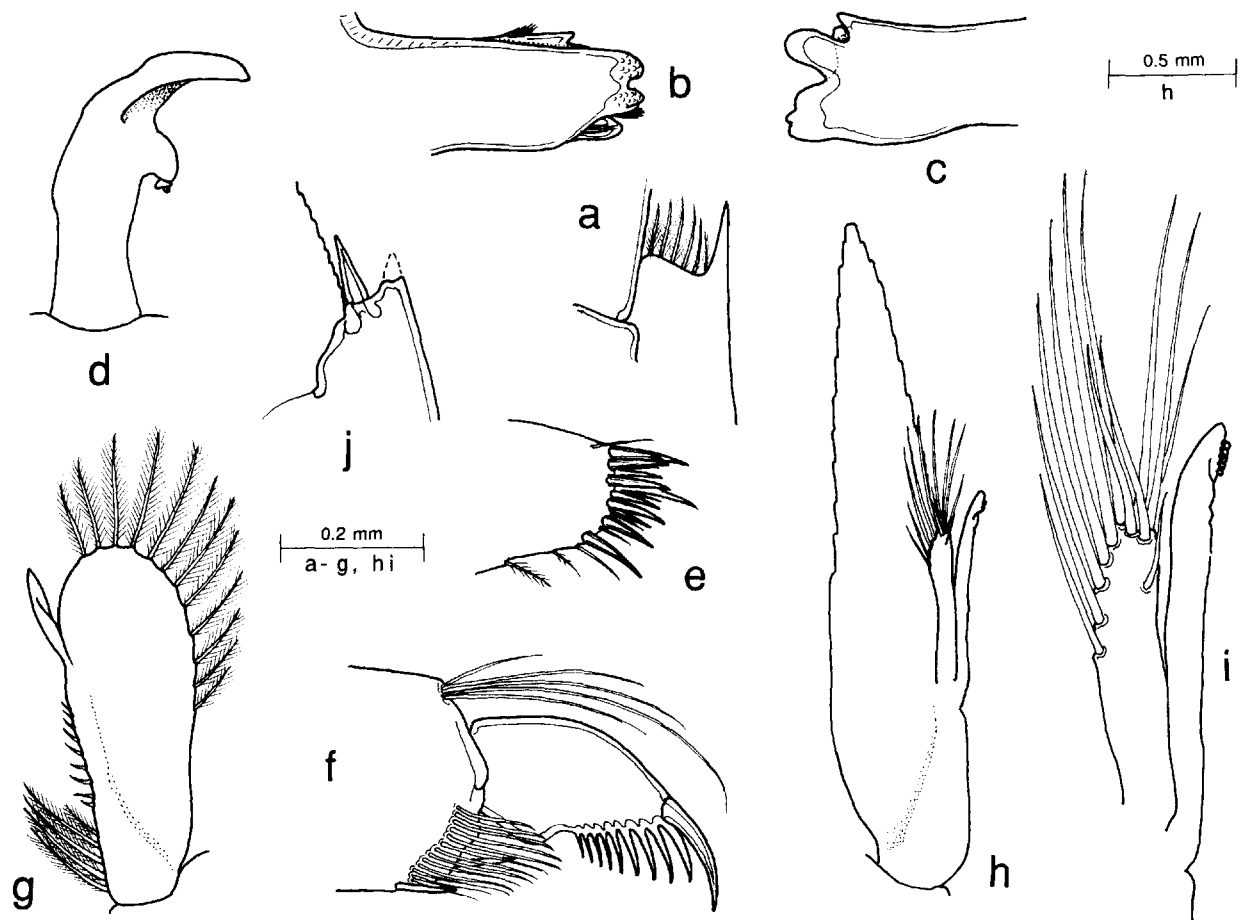


FIG. 40. — *Periclimenes pectinipes* sp. nov., holotype, ♂ : a, proximal segment of antennular peduncle, distolateral angle; b-c, molar process of mandible, dorsal and ventral; d, maxillula, palp; e, same, distal upper lacinia; f, third pereiopod, dactyl and distal propod; g, first pleopod, endopod; h, second pleopod, endopod; i, same, appendix masculina and appendix interna.

blunt angular non-setose process, base of dactyl about half width of distal propod; propod about 0.6 of carapace length, about 12.0 times longer than central depth, mainly subcylindrical, expanded and compressed distally, distal ventral margin with single slender terminal spine, with two separate single spines distally, with distal ventrolateral transverse rows of setae; carpus about 0.45 of propod length 4.5 times longer than central width, with well developed distodorsal lobe; merus subequal to propod length, 9.0 times longer than central width, uniform, unarmed; ischium about 0.5 of merus length; basis and coxa normal. Fourth and fifth pereopods similar to third.

First pleopod of male with basis about 2.0 times longer than broad; endopod about 0.6 of basipodite length, 2.7 times longer than central width, tapering proximally, medial margin with slender elongate accessory lobe, at 0.6 of length, extending to level of distal margin of endopod, proximal medial border with four plumose setae proximally and series of nine small simple spinules distally, distolateral margin with twelve plumose setae; exopod about 2.0 times endopod length, 5.0 times larger than central width. Second pleopod with basipodite 1.1 times length of first pleopod basipodite, 2.0 times longer than central width; endopod about 5.5 times longer than proximal width, with appendices at 0.33 of medial margin length; appendix masculina with corpus moderately stout, subcylindrical, about 4.5 times longer than wide, reaching to about 0.5 of endopod length, with six distal ventromedial spines of increasing length distally, longest spine exceeding corpus length, three shorter distoventral and three long simple terminal spines; appendix interna about 1.5 times appendix masculina length, about 11.0 times longer than central width, with few distal cincinnuli.

Uropod distinctly exceeding telson; protopodite with distolateral lobe rounded; exopod distally broad, about 2.4 times longer than distal width, lateral margin feebly convex, non-setose, with small distolateral tooth (damaged), with larger mobile spine medially, diaeresis distinct; endopod subequal to exopod length, 3.2 times longer than wide.

HOST. — ? *Gymnocrinus richeri* Bourseau, Ameziane-Cominardi & Roux, 1987 [Hemicrinidae : Crinoidea]. See Remarks.

MEASUREMENTS (mm). — Carapace length, 5.1; rostrum and carapace, 10.0; total body length (approx.), 25.0; second pereopod chela, 8.5.

COLOURATION. — Generally translucent, with superimposed pattern of red and white. Frontal region, antennular peduncle, scaphocerite and basicerite deep red, rostrum largely transparent, epigastric tooth and rostral teeth white, (except first ventral rostral tooth, red), rostral tip white, with patch of red at about 0.6 of rostral length; rest of carapace pinkish red, darker over branchiostegite; abdomen mainly translucent except for deep red transverse bar across posterodorsal third segment, sixth segment and caudal fan deep red; antennal flagella colourless proximally, white distally; pereopods largely transparent, bases of first to third pereopods deep red; second pereopod chela with distal half of fingers, proximal and distal palm red, central palm, proximal fingers and finger tips white; carpus, distal merus and distal ischium white; ambulatory pereopods with distal merus and carpus white, proximal propod red; pleura transparent, ventral abdomen and pleopods deep red; cornea black. (From colour transparency by J.-C. MENU).

ENTOMOLOGY. — *Pectin* (Latin), a comb; *pes* (Latin), a foot, with reference to the ambulatory dactyls.

SYSTEMATIC POSITION. — The dactyl of the ambulatory pereopods of *P. pectinipes* is without parallel in the genus *Periclimenes*, or indeed, in any other pontoniine or palaemonid genus and isolates this species from all other presently known taxa. The dactyl, in its general features appears to show some convergence with some algal inhabiting hippolytid shrimps, but the depth of capture eliminates any similar associations from consideration. In other respects *P. pectinipes* is a typical deep-water species of the genus and closely resembles *P. laccadivensis* (Alcock & Anderson, 1894) from 628-1285 m. The simple basal endite of the maxilla in *P. pectinipes* may also be a characteristic feature, may also possibly be an individual abnormality. The mouthparts of *P. laccadivensis* have not been described in detail and the condition of the maxilla is unknown.

REMARKS. — Other features of interest in *P. pectinipes*, are the elongate upper lobe of the palp of the maxilla and the basal endite of the maxilla, which appears to be unusual in *Periclimenes* species, as does the elongate

accessory lobe on the endopod of the male first pleopod. The rather characteristic transverse row of setae on the distal ventrolateral margin of the ambulatory propods suggests a small brush, the function of which may be to clean the characteristic comb of teeth on the dactyl. Also noteworthy is the slightly posterodorsally produced third abdominal segment, which is emphasized in the live animal by a conspicuous transverse band of red. In many of the shallow water species of *Periclimenes*, particularly those in which this feature is strongly developed, it is provided with elaborate colour features (BRUCE, 1990c). The rostrum also appears to be naturally devoid of setae, there being no traces of setal articulations in the interdental spaces.

The SMIB expeditions were particularly noteworthy for the capture of abundant specimens of the unusual stalked crinoid *Gymnocrinus richeri* Boursault *et al.* [Hemicrinidae], a family previously considered extinct since the Jurassic, and it is tempting to think that this unusual species of *Periclimenes*, with its characteristic ambulatory dactylus, may have been associated with this equally unusual host. Stn DW 76 was particularly noted for the quantities of echinoderms caught and is the type locality for *G. richeri*, at which 42 specimens were obtained (BOURSEAU *et al.*, 1987).

Periclimenes platyrhynchus sp. nov.

Figs 41-44

MATERIAL EXAMINED. — New Caledonia. MUSORSTOM 4 : stn DW 184, 19°04.0'S, 163°27.0'E, 260 m, 18 September 1985 : 1 ovig. ♂, holotype (MNHN Na-11908).

DESCRIPTION. — Medium sized pontonine shrimp of robust, subcylindrical body form, in good condition, lacking only left fourth and fifth pereopods and parts of antennal flagella.

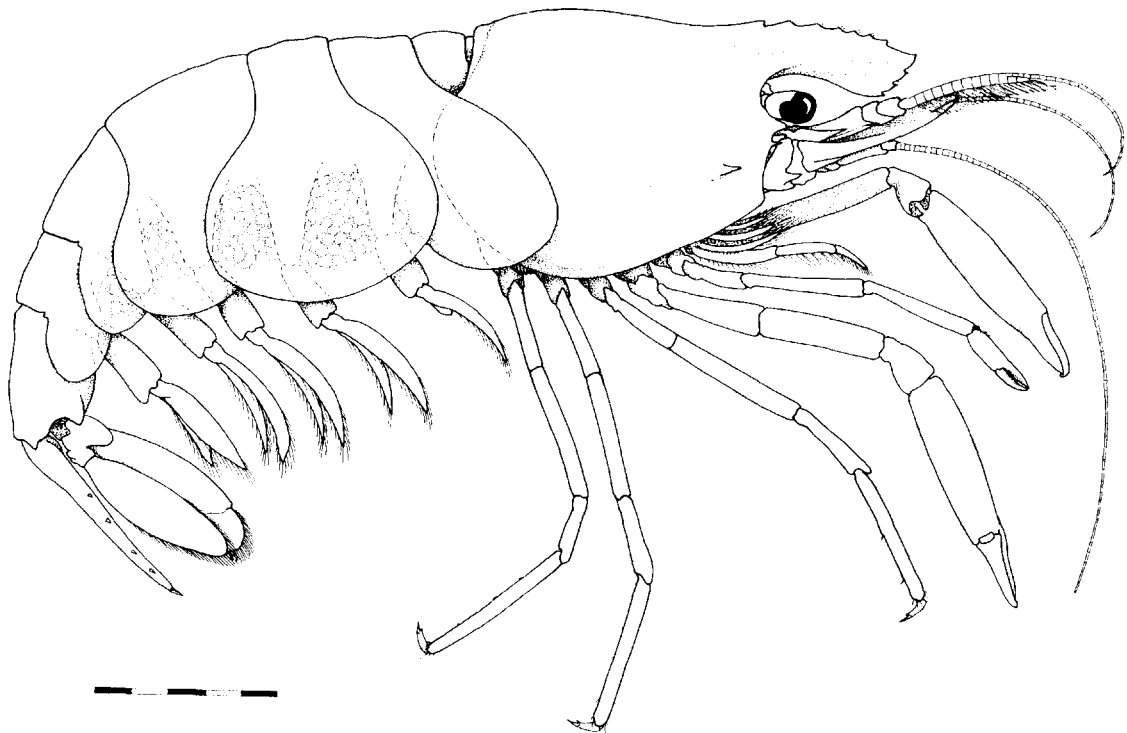


FIG. 41. — *Periclimenes platyrhynchus* sp. nov., holotype, ♀, MUSORSTOM 4, stn DW 184, New Caledonia, 260 m. Scale bar in millimeters.

Carapace smooth, glabrous; rostrum well developed, slightly exceeding antennular peduncle with markedly deep lamina, horizontal, slightly upturned distally, dorsal carina deep, extending over anterior fifth of carapace, dorsal border convex, with seven small feebly acute teeth, damaged, except for first and last, near evenly spaced, with most distal tooth slightly removed from feebly upturned apex, lateral carinae well developed, not broadly expanded, ventral carina well developed, deep, margin strongly convex, with three small subequal acute teeth distally; supra-orbital and epigastric teeth absent, without epigastric tubercle; orbit feebly developed, inferior orbital angle strongly produced, blunt, without ventral carina, rounded in lateral view, antennal spine acute, marginal, horizontal, hepatic spine acute, robust, larger than antennal spine, at distinctly lower level, at about 0.1 of carapace length; anterolateral angle of branchiostegite obtuse, blunt.

Abdomen smooth, glabrous; third segment not posterodorsally produced, non-carinate; pleura of first three segments broadly rounded, fourth and fifth posteriorly produced, rounded; fifth segment about 0.85 of sixth segment length, sixth segment compressed, about 1.5 times longer than deep, feebly tapered posteriorly, posteroventral angle small, blunt, posterolateral angle larger, acute. Telson about 1.7 times sixth segment length, 3.0 times longer than anterior width, lateral margins sublinear, feebly convergent posteriorly, with four pairs of very small dorsolateral spines, at about 0.45, 0.6, 0.8 and 0.9 of telson length, posterior margin feebly angulate, about 0.3 of anterior width, with small median point, with three pairs of subventral spines, lateral spines very small, smaller than dorsal spines, intermediate spines short, stout, about 0.07 of telson length, about 3.5 times longer than basal width, 3.0 times longer than lateral spines, submedian spines slender, about 0.55 of intermediate spine length, feebly setulose.

Eye with small, well pigmented globular cornea, slightly oblique, without accessory pigment spot, corneal diameter about 0.1 of carapace length, stalk moderately compressed, about as wide as long, swollen medially, feebly tapered distally.

Antennular peduncle slightly shorter than rostrum, far shorter than distal margin of scaphocerite; proximal segment about 1.6 times longer than wide, medial margin straight, non-setose, with stout acute tooth ventrally at about 0.5 of length, lateral margin straight, subparallel to medial margin, with large broad distolateral lobe, anterior margin near straight, with eight short plumose subventral setae, with small acute lateral tooth, reaching almost to level of proximal margin of intermediate segment, stylocerite slender, acute, reaching to about 0.75 of segment length, statocyst normal, with subcircular statolith; intermediate segment short, about 0.2 of proximal segment length, 1.5 times wider than dorsal segment; distal segment about 1.8 times intermediate segment length, 0.4 of proximal segment length, 1.4 times longer than distal width, upper flagellum, biramous, proximal 12 segments fused, medially robust, subcircular in section, laterally laminar, shorter ramus with two free segments, total ramus length about 0.45 of carapace length, with about 28 groups of aesthetascs, longer ramus slender, filiform, incomplete; lower flagellum, slender, filiform, incomplete.

Antenna with basicerite robust, with small acute ventrolateral tooth; carpopacite subcylindrical, slightly compressed, about 2.5 times longer than central width, reaching to about 0.5 of scaphocerite length, flagella well developed, incomplete; scaphocerite far exceeding apex of rostrum and antennular peduncle, about 0.6 of carapace length, 2.2 times longer than wide, greatest width at about 0.4 of length, distally broad, with rounded distal margin to lamina, lateral margin feebly convex, with stout distal tooth, distinctly exceeded by distal lamina.

Epistome normal, unarmed, with two lateral bosses, with smaller distomedian boss. First three thoracic sternites broad, with feeble transverse ridges, fourth, without median process, with triangular lateral plates, fifth narrow, with similar larger plates, sixth to eight broadening posteriorly, unarmed.

Mandible (left) with slender, normal corpus, without palp; molar process robust, distally truncate, with five stout blunt teeth, group of short setae posteriorly; incisor process slender, distally truncate, with four acute teeth, outer teeth larger than central pair. Maxillula with deeply bilobed palp, upper lobe large, elongate, lower lobe small, with short simple hooked seta distally; upper lacinia broad, proximally tapered distally, with about six short stout simple spines distally, numerous spiniform setae; lower lacinia stout, tapering distally, with numerous spiniform setae distally. Maxilla with non-setose tapering palp, distally subacute, with several short plumose setae proximolaterally; basal endite deeply bilobed, upper lobe slightly stouter than lower, with about 17, 10 short slender setae respectively, finely serrulate, coxal lobe obsolete, medial margin sinuous; scaphognathite normal, about 2.5 times longer than broad, posterior lobe about 1.25 times longer than broad, 0.33 of scaphognathite length, anterior lobe proximally broad, 1.2 times longer than wide, medial margin concave. First maxilliped with

elongate slender tapering palp, distally subacute, with short preterminal medial plumose seta, basal endite broad, broadly rounded distally, medial margin straight, with numerous long slender setae, coxal endite small, rounded, sparsely setose, separated from basal endite by distinct notch; exopod with slender flagellum with numerous

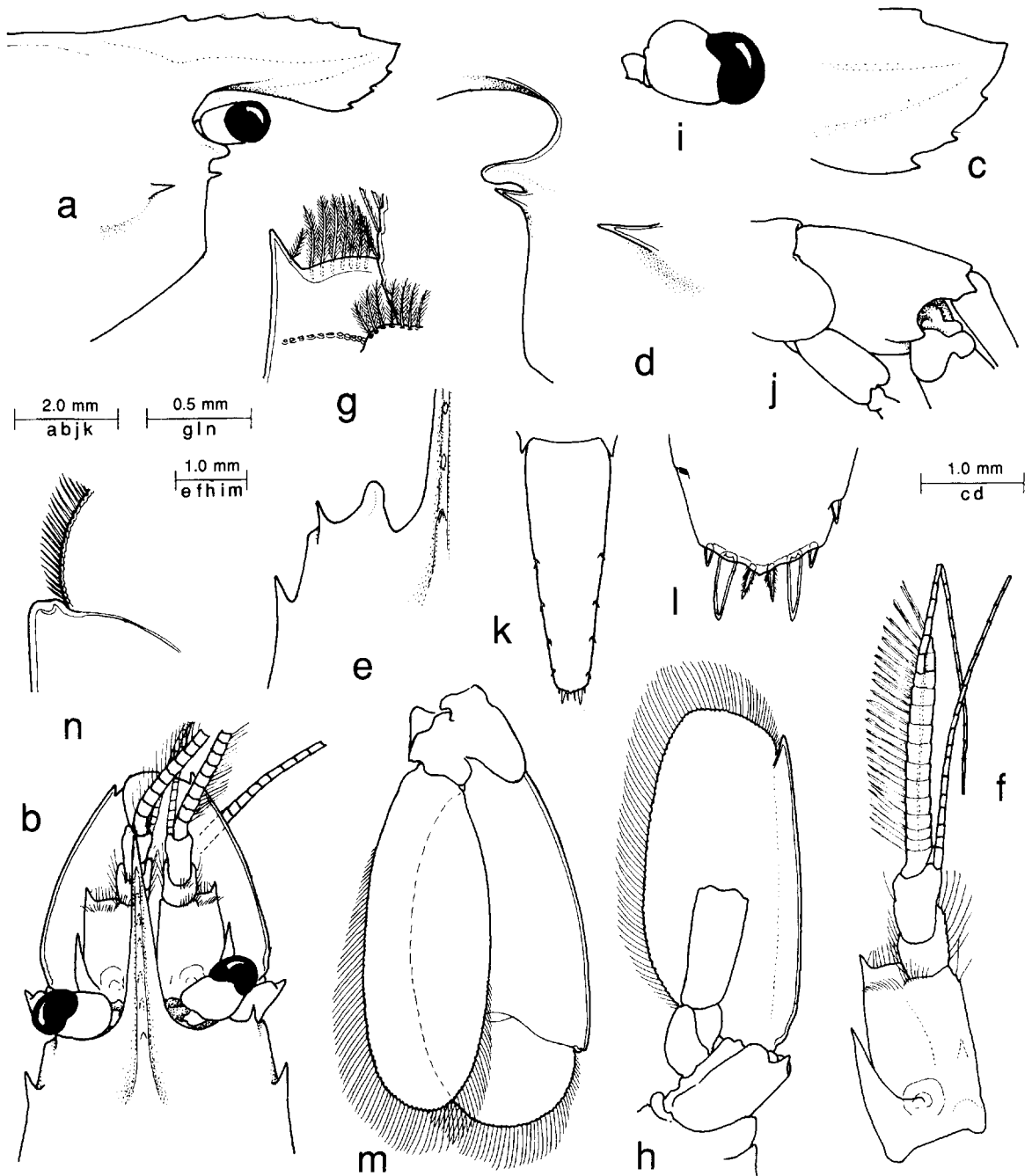


FIG. 42. — *Periclimenes platyrhynchus* sp. nov., holotype, ♀ : a, anterior carapace and rostrum; b, same, with antennal peduncles, dorsal; c, tip of rostrum; d, orbital region, left lateral; e, same, dorsal; f, antennule; g, same, distolateral angle of proximal segment of peduncle; h, antenna, ventral; i, eye, left dorsal; j, sixth abdominal segment; k, telson; l, same, posterior spines; m, uropod; n, same, exopod, distolateral angle.

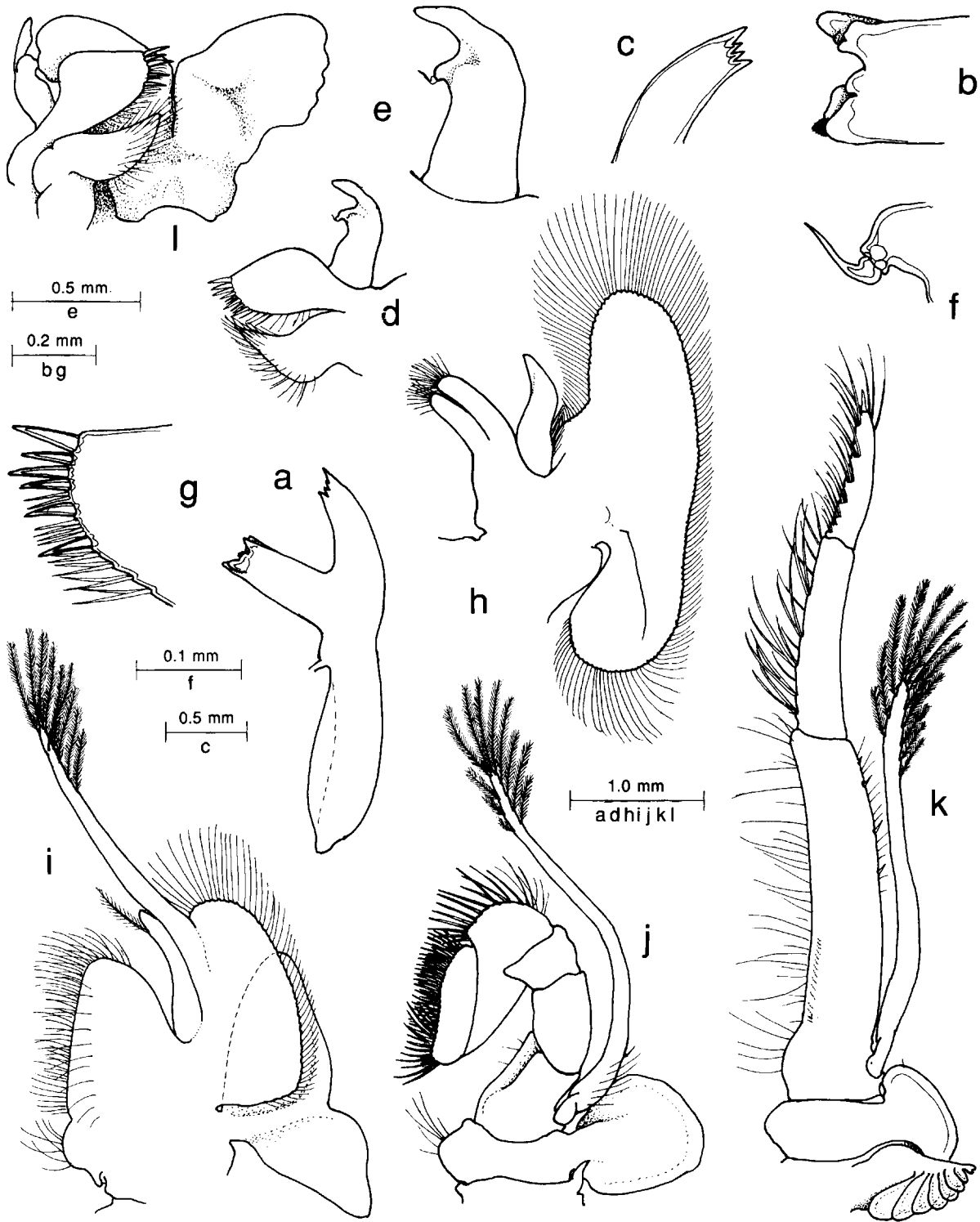


FIG. 43. — *Periclimenes platyrhynchus* sp. nov., holotype, ♀: a, mandible; b, same, molar process; c, same, incisor process; d, maxillula; e, same, palp; f, same, ventral lobe; g, same, distal upper lacinia; h, maxilla; i, first maxilliped; j, second maxilliped; k, third maxilliped; l, paragnaths, with left maxillula, ventral.

plumose setae distally, caridean lobe large, broad; epipod large, triangular, feebly bilobed. Second maxilliped with normal endopod, dactylar segment broad, about 3.3 times longer than wide, with numerous robust densely serrulate setae medially; propodal segment broadly rounded distally, not strongly produced distomedially, with about 9 long slender finely serrulate spines medially, long setae distolaterally, carpus normal, with acute ventromedial angle; ischiomerus and basis normal, basis feebly excavate distomedially; exopod with slender flagellum, with numerous plumose setae distally, several shorter setae proximolaterally, coxa with median margin bluntly angular, sparsely setose, with large subcircular epipod laterally, without podobranch. Third maxilliped with slender normal endopod, reaching to about proximal end of carpocerite, ischiomerus and basis completely fused, combined segment about 5.4 times longer than central width, ischiomerus portions feebly tapering distally, sparsely setose medially, with long simple setae, distolateral border sparsely setose, with short setae, with three short stout spines, proximal dorsomedial border with longitudinal submarginal row of about 14 short papillose setae, medial margin of basal portion broadly convex, sparsely setose; intermediate segment 5.0 times longer than central width, slightly tapering distally, about 0.55 of combined proximal segment length, with about six small groups of long finely serrulate spiniform setae medially; terminal segment about 0.4 of combined proximal segment length, 5.0 times longer than proximal length, tapering distally, with small stout simple terminal spine, medial margin with about seven transverse rows of short serrulate spiniform setae; exopod with slender flagellum, reaching to about 0.3 of intermediate endopod segment length, with numerous plumose setae distally; coxa feebly produced medially, glabrous, with rounded lateral plate; arthrobranch present, small, with about 7 lamellae. Paragnaths with well developed broad alae, corpus short, without carina, with small proximal medial depression.

First pereopod normally developed, slender, exceeding antennular peduncle by about 0.3 of chela and 0.3 of carpus, carpocerite by chela and 0.6 of carpus; chela with palm oval in section, about 2.2 times longer than central depth, uniform, with six transverse rows of short serrulate setae proximoventrally; fingers about 0.8 of palm length, cutting edges sharp distally, entire, blunt proximally, situated laterally, fingers feebly subspatulate, with numerous groups of setae, tips acute, simple, feebly hooked, dactylus about 4.0 times longer than proximal depth, fixed finger about 3.4 times longer than proximal depth; carpus about 1.5 times longer than central width, uniform, unarmed, feebly bowed; ischium about 0.6 of carpus length, 3.6 times longer than wide, ventral margin feebly carinate, non-setose; basis about 0.6 of chela length; coxa normal, with two small setose, ventral lobes.

Second pereopods well developed, small, subequal similar, exceeding carpocerite by chela and half carpus, antennular peduncle by chela; palm with medial and lateral surfaces smooth, dorsal margin very minutely tuberculate, ventral margin feebly tuberculate, about 3.8 times longer than deep, uniform, fingers about 0.45 of palm length, dactylus about 3.8 times longer than proximal depth, with stout hooked tip, proximally feebly swollen, without lateral flange, feebly carinate, cutting edge lateral, distal 0.6 entire, sharp, proximal third with small acute distal tooth, larger, broadly triangular tooth proximally, separated by small V-shaped notch; fixed finger similar, without lateral carina, not proximally swollen, proximal third with small subacute tooth opposing notch between dactylar teeth, separated by notch from small rounded blunt proximal tooth; carpus about 0.33 of palm length, 1.4 times longer than distal width, tapering proximally, feebly excavate, unarmed distally, ventral surface minutely tuberculate; merus about 0.6 of palm length about 3.7 times longer than wide, uniform, unarmed, ventral surface distinctly tuberculate; ischium 0.6 of palm length, 0.9 of merus length, 3.3 times longer than distal width, feebly tapered proximally, unarmed ventrally, smooth; basis and coxa robust, without special features.

Ambulatory pereopods slender, third pereopod exceeding scaphocerite by dactylus; dactylus of third pereopod with unguis distinctly demarcated, acute, curved, about 3.7 times longer than basal width, corpus compressed, 2.3 times longer than proximal depth, about 0.7 of distal propod width, tapering distally dorsal margin feebly convex, ventral margin sharp, concave, with acute distal accessory tooth, about 0.2 of unguis length, with pairs of distolateral setae; propod about 0.5 of carapace length, 9.5 times longer than proximal depth, feebly expanded proximally, with small distoventral spine, ventral border with small spine at 0.9, two smaller spines at 0.7, 0.5, with few short setae; carpus about 0.6 of propod length, 4.6 times longer than distal width, with distinct distodorsal lobe; merus subequal to propod length, 7.0 times longer than central width, uniform, unarmed; ischium about subequal to carpus length, unarmed; basis and coxa normal. Fourth and fifth pereopods similar; fifth propod 1.2 of third propod length, 10.0 times longer than proximal width, with medial distoventral spine, setae laterally, ventral marginal spines minute, adpressed.

Uropods distinctly exceeding telson; protopodite with distoventral angel rounded; exopod 2.0 times longer than broad, lateral margin convex, glabrous, distolateral angles damaged, probably with feeble or obsolete angle and larger mobile spine, diaeresis distinct; endopod about 0.9 of exopod length, 2.7 times longer than broad.

Ova numerous, small.

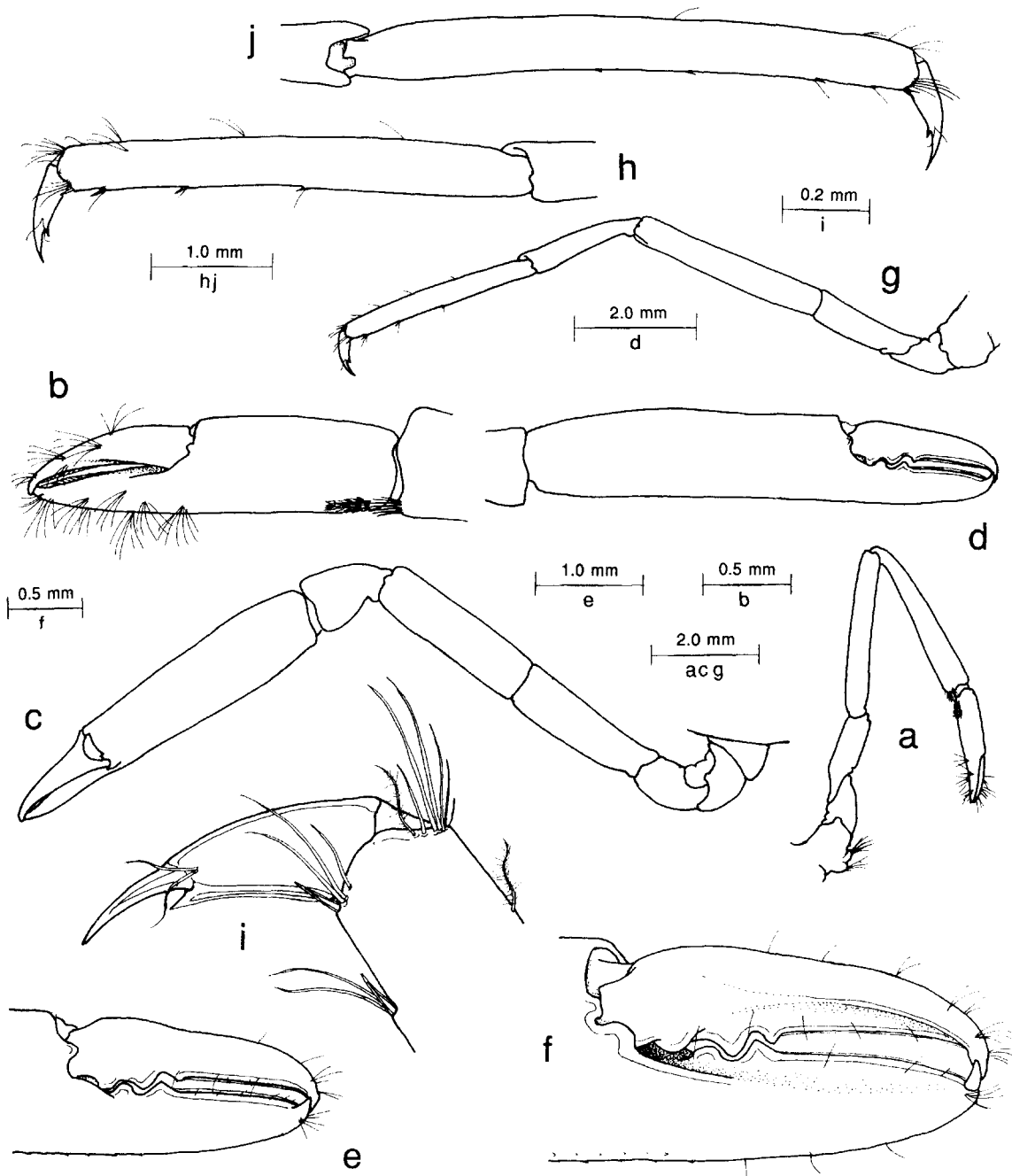


FIG. 44. — *Periclimenes platyrhynchus* sp. nov., holotype, ♀ : a, first pereiopod; b, same, chela; c, second pereiopod, left; d, same, chela; e, same, fingers; f, right second pereiopod, fingers; g, third pereiopod, left; h, same, propod and dactyl; i, same, distal propod and dactyl; j, fifth pereiopod, right, propod and dactyl.

MEASUREMENTS (mms). — Carapace length, 7.8; carapace and rostrum, 12.2; total body length (approx.), 36.0; second pereopod chela, right, 6.6; left, 7.0; length of ovum, 0.5.

COLOURATION AND HOST. — No data.

ETYMOLOGY. — πλατύς (Greek), broad; ρύγχος (Greek), snout, with reference to the deep rostral lamina.

SYSTEMATIC POSITION. — *Periclimenes platyrhynchus* is most closely related to the other species of *Periclimenes* that have four pairs of dorsal telson spines, with well developed accessory teeth on the dactyls of the ambulatory pereopods. *P. platyrhynchus* may be easily distinguished from all of these by the short, deep rostrum and by the absence of any epigastric tooth or tubercle. The second pereopod has the fingers of the chela closely resembling those of several other *Periclimenes* species, such as *P. alcocki* and *P. foveolatus* (figs 5 f, 8 g) but lacking the distinctive lateral dactylar flange found in some other species, such as *P. forcipulatus* (fig. 24 i). The size of the cornea represents an intermediate stage in reduction from the normal found in shallow water species of *Periclimenes* to the more extreme form as shown by *P. alcocki*.

Periclimenes setirostris sp. nov.

Figs 45-49

MATERIAL EXAMINED. — Chesterfield Islands. MUSORSTOM 5 : stn DW 258, 25°32.8'S, 159°46.1'E, 300 m, 8 October 1986 : 1 ♀, holotype (MNHN-Na 12043).

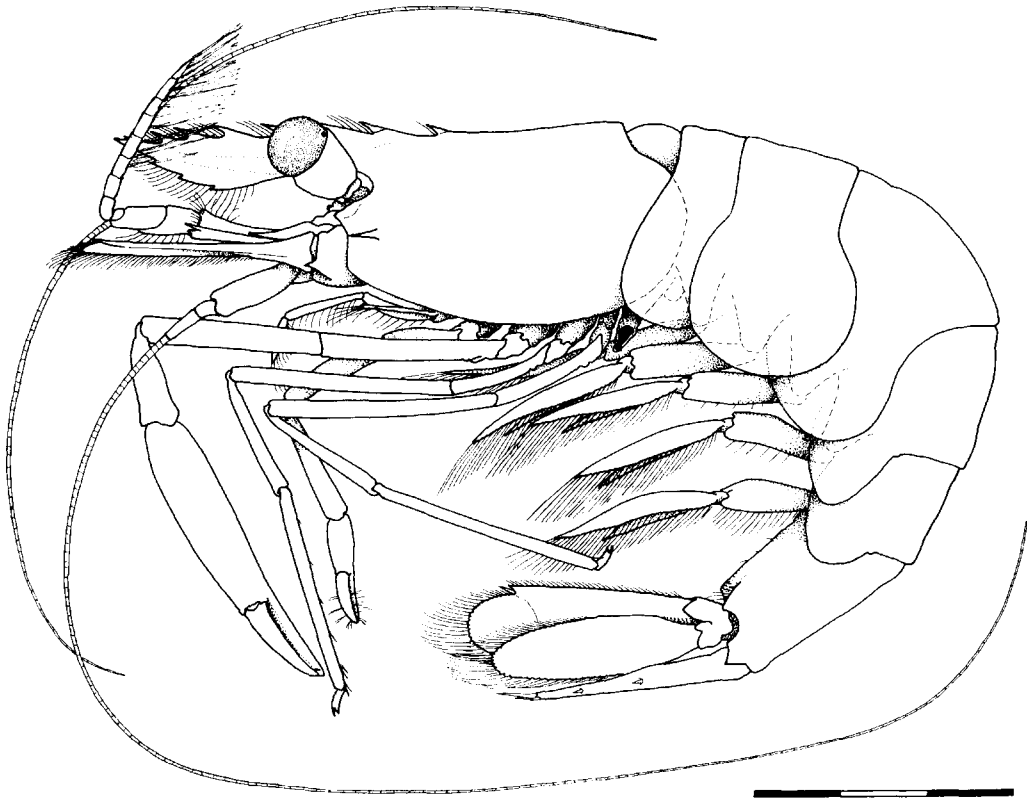


FIG. 45. — *Periclimenes setirostris* sp. nov., holotype, ♀, MUSORSTOM 5, stn DW 258, Coral Sea, 300 m. Scale bar in millimeters.

DESCRIPTION. — Small sized pontoniine shrimp of slender subcylindrical body form.

Carapace smooth, glabrous; rostrum well developed with deep lamina, 5.5 times longer than maximal depth, excluding teeth, straight, horizontal, about subequal to carapace length and antennular peduncle length, dorsal carina well developed with dorsal margin straight, with eight acute teeth, of decreasing size and interval distally, with first two teeth semi-articulate, more slender than distal teeth, situated posterior to orbital margin, first in epigastric position, at 0.28 of carapace length, distal tooth subterminal, lateral carina distinct, feebly developed, ventral carina well developed distally, ventral margin convex, with three small subequal acute teeth, dorsal and ventral carina with numerous very long median plumose setae, extending well beyond tips of teeth; supraorbital teeth absent, epigastric tubercle present, orbit feebly developed, inferior orbital angle acutely produced, antennal spine absent, hepatic spine large, situated at level of posterior orbital margin, well below level of inferior orbital angle, reaching anteriorly to margin of carapace; anterolateral angle of branchiostegite not produced, bluntly obtuse.

Abdomen smooth, glabrous; third abdominal segment not posteriorly produced, non-carinate; pleura of first three segments broadly rounded; fourth and fifth posteriorly produced, rounded; fifth segment about 0.6 of sixth segment length, sixth segment about 1.6 times longer than deep, compressed, feebly tapered posteriorly, postero-ventral angle small, subacute, posterolateral angle longer, acute. Telson about 1.25 times sixth segment length.

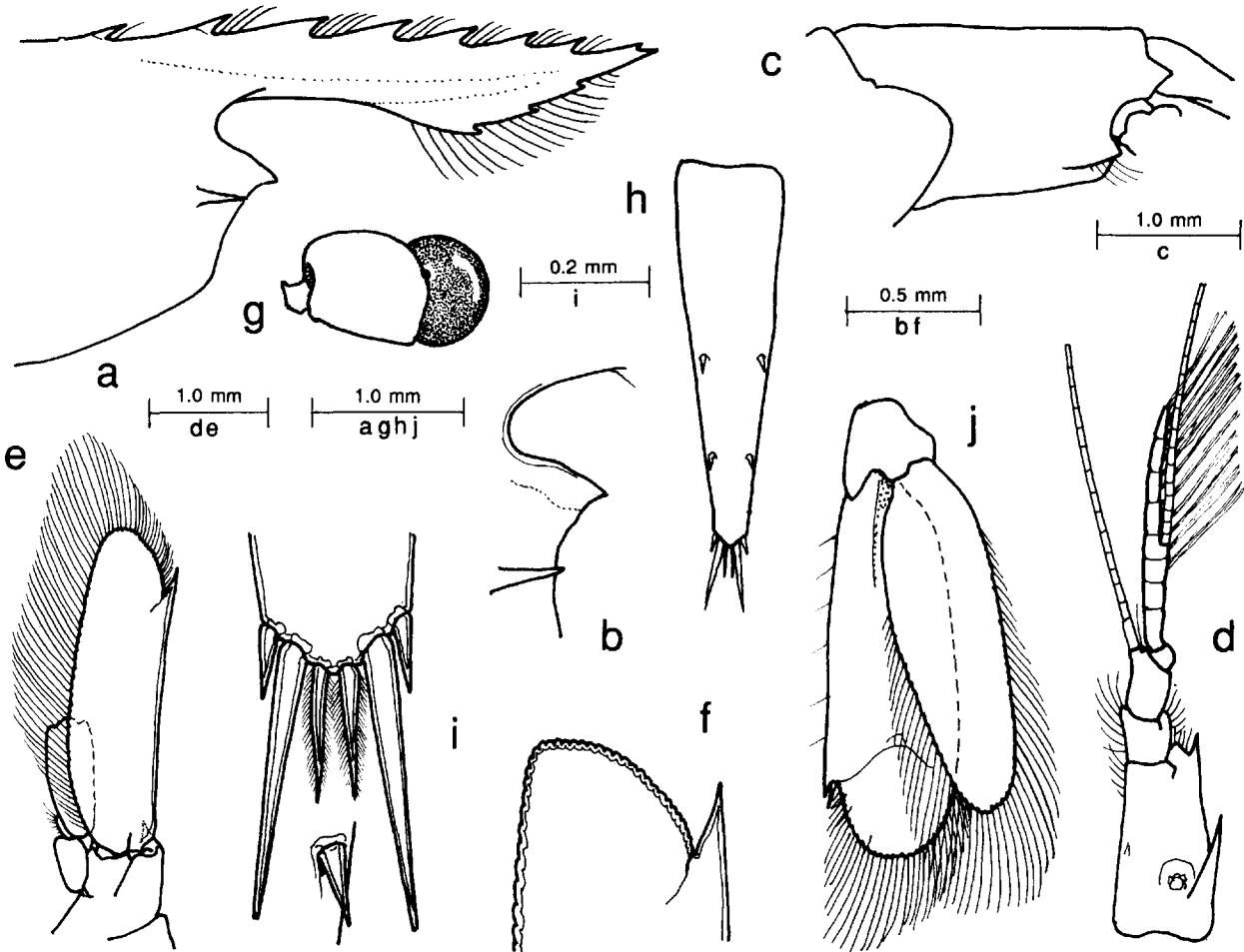


FIG. 46. — *Periclimenes setirostris* sp. nov., holotype, ♀ : a, anterior carapace and rostrum; b, inferior orbital angle; c, sixth abdominal segment; d, antennule; e, antenna; f, same, distal scaphocerite; g, eye; h, telson; i, same, posterior spines; insert, dorsal spine; j, uropod.

3.4 times longer than anterior width, lateral margins sublinear, feebly convergent, with two pairs of small submarginal dorsal spines at 0.5 and 0.75 of telson length, posterior margin about 0.33 of anterior margin width, bluntly angular, with small blunt median process, with three pairs of spines, lateral spines well developed, subequal to dorsal spines, slightly less robust, intermediate spines long, slender, about 0.2 of telson length, 3.5 times lateral spine length, submedian spines well developed, setulose, about 1.6 times lateral spine, 0.5 of intermediate spine length.

Eye with well developed globular cornea, feebly pigmented, with small dorsal accessory pigment spot, transversely oriented on stalk, corneal diameter about 0.25 of carapace length; stalk about 1.2 times longer than corneal diameter, 1.3 times longer than wide, feebly compressed.

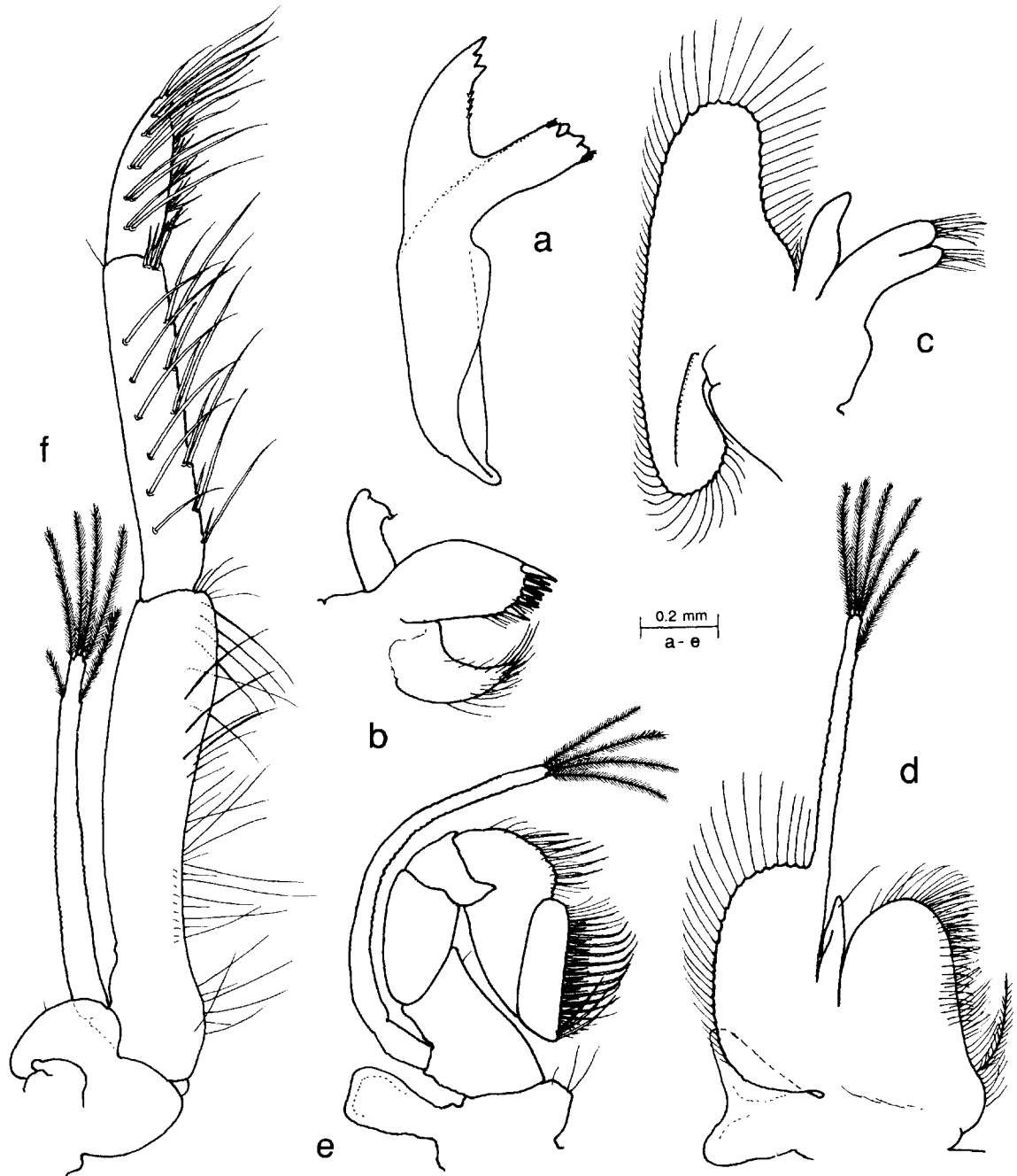


FIG. 47. — *Periclimenes setirostris* sp. nov., holotype, ♀ : a, mandible (right); b, maxillula; c, maxilla; d, first maxilliped; e, second maxilliped; f, third maxilliped.

Antennular peduncle reaching to about level of tip of rostrum, distinctly exceeded by scaphocerite; proximal segment about 2.0 times longer than wide, medial margin straight, sparsely setose, with small acute tooth ventrally at about 0.5 of length, lateral margin feebly concave, distally convergent, distolateral lobe well developed, with slender acute lateral tooth reaching to about 0.5 of intermediate segment length, stylocerite slender, acute, reaching to about 0.7 of segment length, statocyst normal, with granular statolith; intermediate segment about 0.25 of proximal segment length, 1.2 times wider than long, with small setose lateral flange, obliquely articulated with distal segment, distal segment about 0.4 of proximal segment length, 1.6 times longer than wide; upper flagellum biramous, proximal four segments fused, shorter free ramus with four segments, longer free ramus slender, filiform, about 3.0 times short ramus length, with about 11 groups of aesthetascs; lower flagellum slender, filiform, about 2.0 times carapace length.

Antenna with basicerite robust, with well developed acute distolateral tooth, carapocerite robust, subcylindrical, about 2.5 times longer than wide, reaching to about 0.4 of scaphocerite length, flagellum well developed, long, slender, filiform, about 6.0 times carapace length; scaphocerite distinctly exceeds tip of rostrum and antennular peduncle, moderately narrow, about 3.5 times longer than broad, subuniform, lateral margin straight, with strong distal tooth, far exceeded by broad, bluntly angular distal margin of lamella.

Epistome normal, unarmed. Fourth thoracic sternite with small rounded median boss, without finger-like process; fifth sternite similar, with slightly larger boss; posterior sternites narrow, unarmed.

Mandible (right) normal, with robust corpus, without palp; molar process stout, obliquely truncate distally, with five stout, blunt distal teeth, anterior and posterior groups of short setae; incisor process well developed, obliquely truncate distally with three acute distal teeth, largest tooth laterally, considerable exceeding central smallest tooth, distal medial margin with four acute denticles. Maxillula with feebly bilobed palp, upper lobe almost obsolete, lower lobe feebly developed with small ventral tubercle bearing minute seta; upper lacinia normal, with about 8 short, simple distal spines, with numerous short setae; lower lacinia slender, tapering, with numerous long spiniform setae distally. Maxilla with stout tapering palp; with concave medial margin, proximal lateral margin with few short plumose setae; basal endite bilobed, lobes subequal, with 9 and 7 short slender simple setae; coxal endite obsolete, medial margin convex; scaphognathite about 2.5 times longer than wide, posterior lobe small about 2.0 times longer than wide, anterior lobe large, about 1.2 times longer than wide, narrower distally, medial margin concave. First maxilliped with short, slender tapering palp; reaching to about level of anterior margin of basal endite, with preterminal seta; basal endite broad, distally rounded, with straight medial margin with numerous slender simple setae, confluent with coxal endite, without intervening notch, coxal endite rounded medially sparsely setose, with single long coarsely plumose setae; exopod with slender flagellum, with five long plumose setae distally, caridean lobe large, broad; epipod small, subtriangular, feebly bilobed. Second maxilliped with normal endopod; dactylar segment about 3.3 times longer than broad, with numerous long serrulate spines medially, longer spines strongly curved mediadorsally, propodal segment broad, feebly produced distomedially, with about 7 long slender spiniform setae, numerous short slender setae; carpus normal, ventromedial angle acutely produced; ischiomerus and basis normal, basis not noticeably excavate medially; exopod with slender flagellum, with four long plumose distal setae; coxa angularly produced medially, sparsely setose, epipod small, subrectangular, without podobranch. Third maxilliped with slender endopod, reaching to the distal end of carapocerite, ischiomerus and basis completely fused, combined segment about 4.7 times distal width, feebly constricted proximally, with submedian row of small plumose spinules proximally, small tubercle at ischiomerus-basal junction laterally, lateral border without spines or setae; medial margin sparsely setose, with simple setae; intermediate segment about subequal to ischiomerus portion of proximal segment, about 5.25 times longer than wide, subcylindrical, uniform with ventral medial and lateral rows of stout spiniform setae; terminal segment about 0.5 of intermediate segment length, 3.0 times longer than proximal width, tapering distally, with five pairs of long ventrolateral spines, six transverse rows of short spines ventromedially; exopod with slender flagellum with five long plumose setae distally; coxa with medial margin broadly convex, non-setose, with rounded lateral plate; arthrobranch vestigial. Paragnaths not examined.

First pereopod robust, exceeding scaphocerite by length of fingers; chela with palm stout, feebly compressed, about 1.4 times longer than deep, uniform, with five transverse rows of short serrulate setae proximoventrally; fingers subspatulate, medially curved, with lateral cutting edges, dactylus stout, proximally swollen, tapering strongly distally, about 3.5 times longer than proximal width, ventrally concave, with sharp, curved lateral border

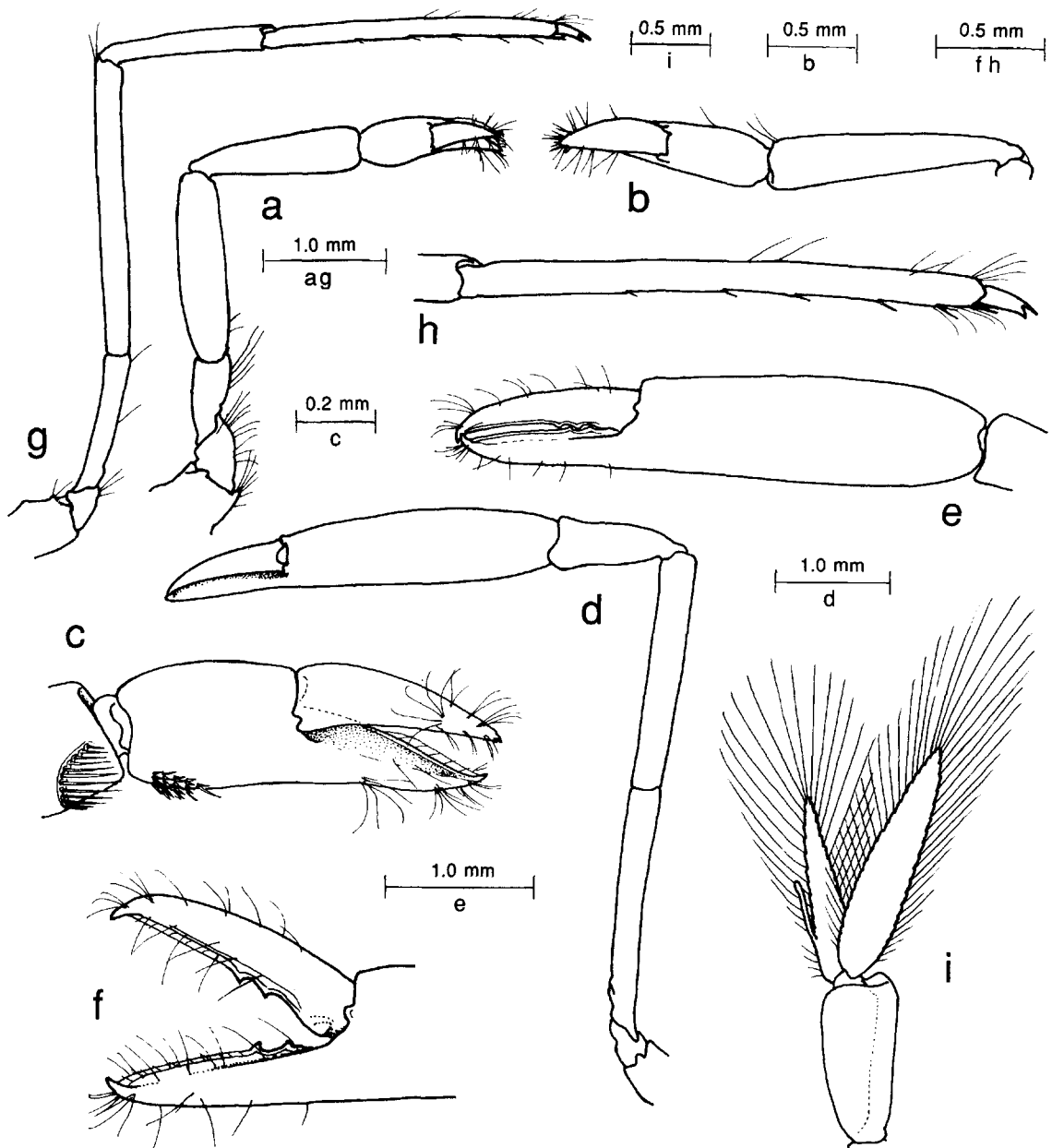


FIG. 48. — *Periclimenes setirostris* sp. nov., holotype, ♀ : a, first pereiopod, (slightly compressed); b, same, carpus and chela; c, same, chela; d, second pereiopod (minor?); e, same, chela; f, same, fingers; g, third pereiopod; h, same, propod and dactyl.

bearing deep entire lateral lamella on distal 0.75 of length, tip distally tridentate, with central tooth blunt, articulated; fixed finger similar, distally bidentate, both fingers with numerous groups of setae distally; carpus about 1.2 times length of chela, 4.9 times longer than distal width, tapering strongly proximally, with semicircular row of serrulate setae distoventrally; merus about 1.15 times carpus length, 4.5 times longer than central width, uniform; ischium about 0.45 of merus length, 0.5 of carpal length, 2.0 times longer than distal width, feebly carinate, setose ventrally, obliquely articulated with basis; basis about 0.5 of carpal length, with scattered ventral setae; coxa normal, with small setose distoventral lobe.

Second pereiopod preserved on left side only, (minor pereiopod?), extending to exceed carapocerite by about length of chela and distal half of carpus; chela well developed, about 1.2 times carapace length, palm subcylindrical, smooth, glabrous, slightly compressed, swollen proximally, 3.2 times longer than proximal depth, fingers normal, about 0.55 of palm length, dactylus 4.0 times longer than proximal depth, with stout, acute feebly hooked tips without distolateral flange, cutting edge with distal half straight, sharp, entire, proximal half with two small acute recurved distal teeth, proximally convex, blunt, fixed finger similar, cutting edge lateral, proximal half with two small acute recurved teeth, opposing proximally to dactylar teeth, both fingers with numerous long

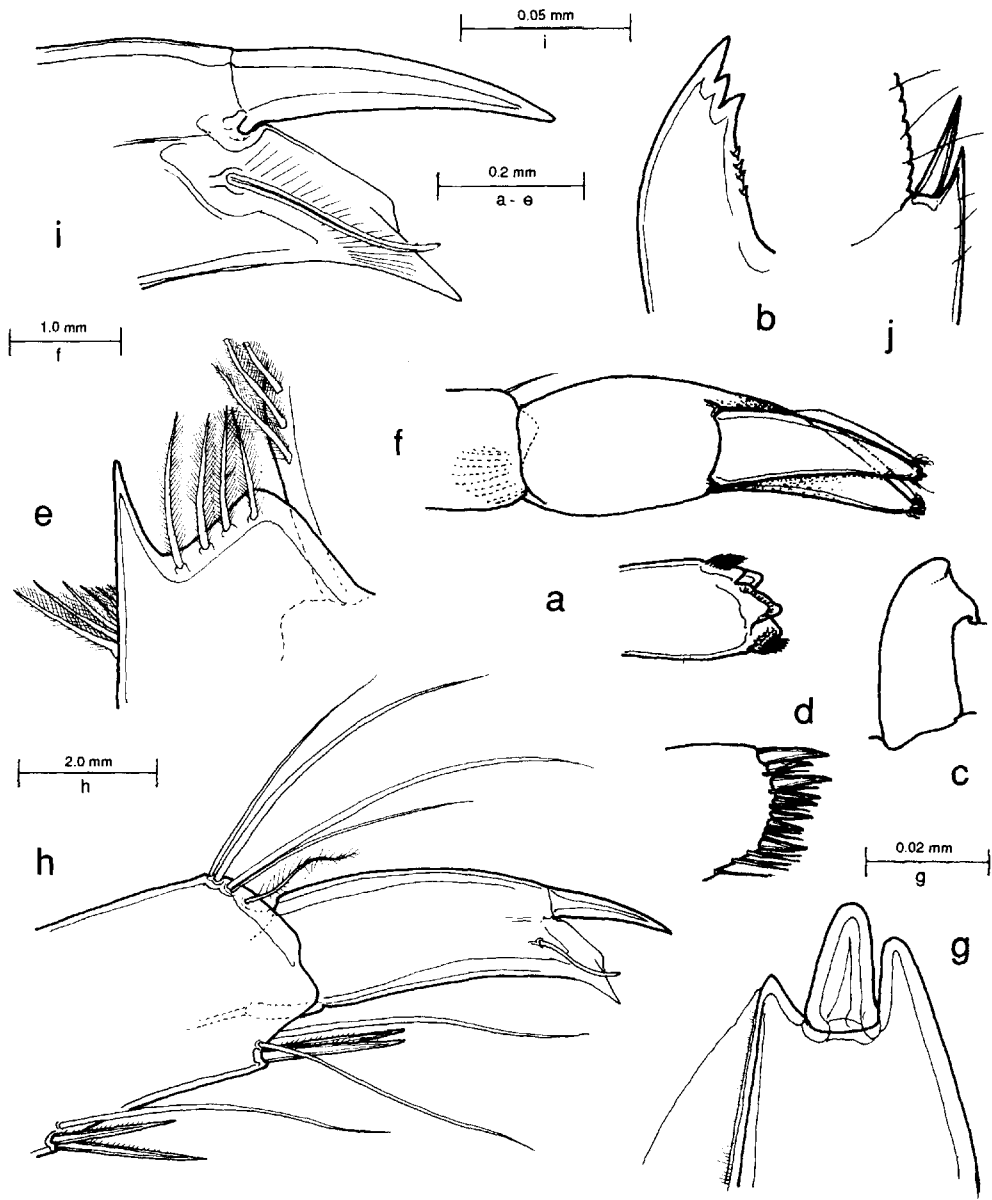


FIG. 49. — *Periclimenes setirostris* sp. nov., holotype, ♀ : a, mandible (right), molar process; b, same, incisor process; c, maxillula, palp; d, same, distal upper lacinia; e, antennule, proximal segment of peduncle, distolateral angle; f, first pereiopod, chela, dorsal; g, same, tip of dactyl; h, third pereiopod, distal propod and dactyl; i, same, distal carpus and unguis.

simple setae; carpus 0.5 of palm length, slender, 2.5 times longer than proximal width, feebly expanded, excavate distally, unarmed, tapering feebly proximally; merus about 0.85 of palm length, slender, about 6.75 times longer than wide, uniform, smooth, unarmed; ischium about 0.9 of merus length, slender, about 8.0 times longer than distal width, subuniform, unarmed; basis and coxa slender, without special features.

Ambulatory pereiopods slender, third pereiopod exceeding carapocerite by dactyl, propod, carpus, and distal half of merus, scaphocerite by dactyl, distal half of propod; third pereiopod dactyl well developed, about 0.12 of propod length, unguis distinct from corpus, slender, curved, about 3.75 times longer than basal width, slightly dorsally angled (about 15°) to general axis of corpus; corpus compressed, about 2.25 times longer than proximal depth, feebly tapered distally, ventral border sharp, with very large acute distoventral tooth, only slightly exceeded by unguis, distoventral tooth slightly compressed, about 0.4 of corpus length, very acute distally, with sharp accessory flange along proximal 0.66 of dorsal margin, with single distolateral seta only; propod about 0.85 of carapace length, 15.5 times longer than wide, uniform, with pairs of long distoventral and distal ventral spines, of decreasing size proximally, with scattered long simple setae, particularly distally; carpus about 0.6 of propod length, 6.5 times longer than distal width, with small distodorsal lobe, unarmed; merus subequal to propod length, 11.0 times longer than central width, uniform, unarmed; ischium about 0.5 of propod length, about 5.0 times longer than distal width, feebly tapered proximally; basis and coxa normal, fourth and fifth pereiopods generally similar, fourth propod about 1.5 times length of third.

Pleopods normal; endopod of second to fifth pleopods with long slender appendix interna at about 0.25 of medial margin length; ramus of pleopods with particularly long, densely setose marginal setae.

Uropod exceeding tip of telson; protopodite with broadly rounded distolateral lobe; exopod about 2.9 times longer than broad, lateral margin straight, sparsely setose, with small, very acute tooth, with larger mobile spine medially, at about 0.8 of exopod length, diaeresis distinct; endopod about 0.9 of exopod length, 3.4 times longer than broad.

MEASUREMENTS (mm). — Carapace length, 2.9; carapace and rostrum, 5.9; total body length (approx.) 16.5; second pereiopod chela (minor?), 3.6.

COLOURATION AND HOST. — No data.

ETYMOLOGY. — *Seta* (Latin), a hair; *rostrum* (Latin), a beak, with reference to the long rostral setae.

SYSTEMATIC POSITION. — The absence of an antennal spine has been recorded in only two species of Indo-West Pacific *Periclimenes*, *P. gorgonicola* and *P. franklini*, both closely related to each other (BRUCE, 1969, 1990a). *P. setirostris* appears most closely related to *P. franklini*, from which it may be distinguished by the much deeper rostral lamina, which does not distinctly exceed the end of the antennular peduncle and the more anterior situation of the hepatic spine, which is distinctly posterior to the level of the posterior margin of the orbit and fails to reach the anterior margin of the carapace in *P. franklini*. The chela of the first pereiopod is also distinctive in *P. setirostris*, in which it is subspatulate, with a marked lateral lamellar expansion, not simple as in *P. franklini*, a feature that is also absent in *P. gorgonicola*. The single second pereiopod is generally similar to that of *P. franklini*, but in that species the teeth do not appear to be at all recurved. The ambulatory dactyl of *P. franklini*, has the unguis continuing the line of the corpus and not at a small dorsal angle, as in *P. setirostris*, and the accessory spine is distinctly more slender, shorter, and lacks the characteristic dorsal accessory flange.

REMARKS. — The host of *P. franklini* has not been identified, but *P. gorgonicola* has been reported in association with gorgonian hosts of the genera *Acabaria* and *Melitheia* (BRUCE, 1969) and it is therefore probable that *P. setirostris* may be involved in a similar association.

The small dorsal flange on the accessory tooth of the ambulatory dactyls appears to be a unique feature and is exactly similar on all pereiopods. Although a trivial morphological feature, it may be diagnostic for this species. The strong setation of the rostrum is also a conspicuous feature that made the present specimen immediately stand out in contrast to the other *Periclimenes* species under study, most of which have a generally feeble dorsal and ventral interdental rostral setation.

Periclimenes sp. A

MATERIAL EXAMINED. — **New Caledonia**. BIOCAL : stn CP 75, 22°20.42'S, 167°23.41'E, Norfolk Ridge, 825-860 m, 4 October 1985 : 1 adult ♀ (MNHN-Na 12042).

REMARKS. — The single specimen, which is in good condition, with a regenerating minor second pereiopod, represents a taxon in course of description in another publication. It has a carapace length of 5.2 mm and a rostral dentition of 1 + 11/2.

Genus *PERICLIMENAEUS* Borradaile, 1915*Periclimenaeus jeancharcoti* sp. nov.

Figs 50-55

MATERIAL EXAMINED. — **New Caledonia**. BIOCAL : stn DW 104, 21°31'S, 166°21'E, 375-450 m, 8 September 1985 : 1 ovig. ♀ (MNHN-Na 12023).

DESCRIPTION. — Small sized pontonine shrimp, with body anteriorly slightly compressed, posteriorly sub-cylindrical or feebly depressed.

Carapace smooth, glabrous; rostrum well developed, slender, acute, compressed, reaching to about distal end of second segment of antennular peduncle, horizontal, straight, dorsal carina with seven slender acute teeth, subequal, semierect, first tooth more robust and less erect, tip of rostrum particularly slender and acute, lateral carinae obsolete, ventral carina absent, ventral margin straight, unarmed, epigastric, supraorbital and hepatic spines absent, orbit feebly developed, inferior orbital angle obsolete, represented by feeble protuberance on medial aspect of antennal spine, antennal spine well developed, acute, marginal, directed slightly dorsally, anterolateral margin of branchiostegite feebly produced, bluntly angular.

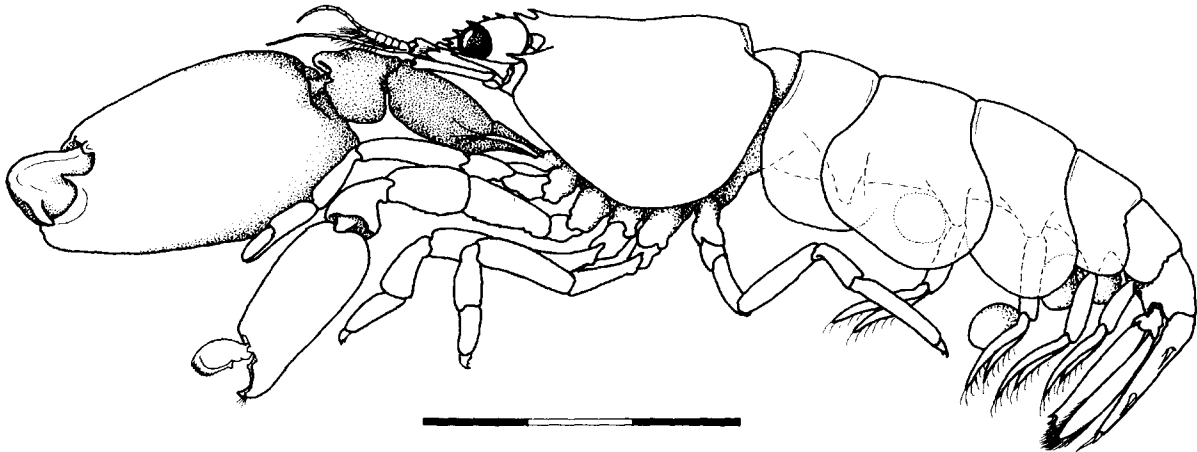


FIG. 50. — *Periclimenaeus jeancharcoti* sp. nov., holotype, ♀, BIOCAL, stn DW 104, New Caledonia, 375-450 m. Scale bar in millimeters.

Abdomen smooth, glabrous; first segment not anterodorsally produced; pleura broadly rounded, first three enlarged, fourth slightly produced, fifth small, feebly produced; fifth segment subequal to sixth segment length, sixth segment about as long as deep, depressed, posteroventral angle large, acute, posterolateral angle small, blunt, posterior dorsal margin unarmed. Telson about 2.2 times sixth segment length, anterior width subequal to sixth segment length, about 2.3 times longer than anterior width, lateral margins straight, convergent, posterior margin

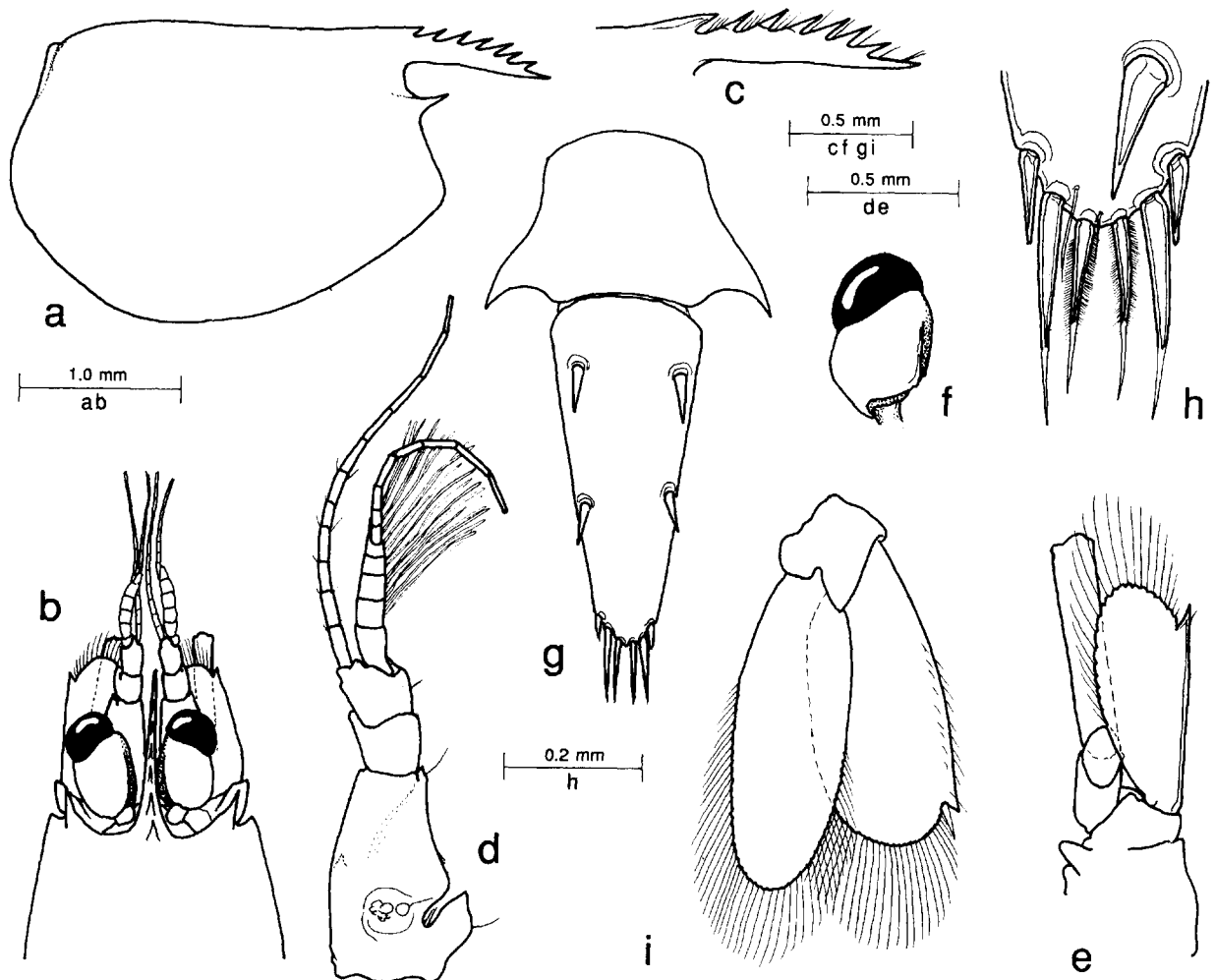


FIG. 51. — *Periclimenaeus jeancharcoti* sp. nov., holotype, ♀ : a, carapace and rostrum, lateral; b, anterior carapace, rostrum, eyes, antennal peduncles, dorsal; c, rostrum, lateral; d, antennule; e, antenna; f, eye; g, sixth abdominal segment and telson; h, posterior telson spines, dorsal spine inset; i, uropod.

angular, about 0.4 of anterior margin width, with two pairs of large subequal dorsal spines, about 0.12 of telson length, anterior pair subdorsal at 0.22 of telson length, posterior pair submarginal, at 0.55 of telson length, posterior margin without median point, with three pairs of posterior spines, lateral spines about 0.75 of dorsal spine length, slender, about 0.08 of telson length, intermediate spines long, slender, 2.5 times lateral spine length, 0.2 of telson length, 11.0 times longer than proximal width, submedian spines slender, proximally setulose, about 0.8 of intermediate spine length.

Eye with cornea hemispherical, oblique, well pigmented, without accessory pigment spot, stalk subcylindrical, strongly flattened medially, about as wide as long, tapering slightly distally, length subequal to corneal diameter.

Antennule with peduncle distinctly exceeding tip of rostrum, reaching beyond scaphocerite by about 0.5 of distal segment; proximal segment about 1.7 times longer than broad, tapering distally, medial margin sublinear, with acute tooth ventrally at about 0.5 of length, lateral margin bluntly angulate, with distolateral border concave, distolateral angle feebly produced, with small acute tooth, stylocerite short, broad, acute, divergent, reaching to about 0.4 of segment length, statocyst normal with granular statolith; intermediate and distal segments subequal, together about 0.6 of proximal segment length; upper flagellum short, feebly biramous, proximal five segments fused, shorter free ramus with single segment only, longer free ramus slender, with eight segments, lower

flagellum short, slender, subequal to lower free ramus length, with eleven segments; with about 10 groups of aesthetascs.

Antenna with basicerite stout, unarmed; carpoperite long, slender, distinctly exceeding scaphocerite, reaching to about end of antennular peduncle, about 5.5 times longer than distal width, flagella lacking; scaphocerite well developed, exceeding intermediate segment of antennular peduncle, broadest distally, about 2.4 times longer than

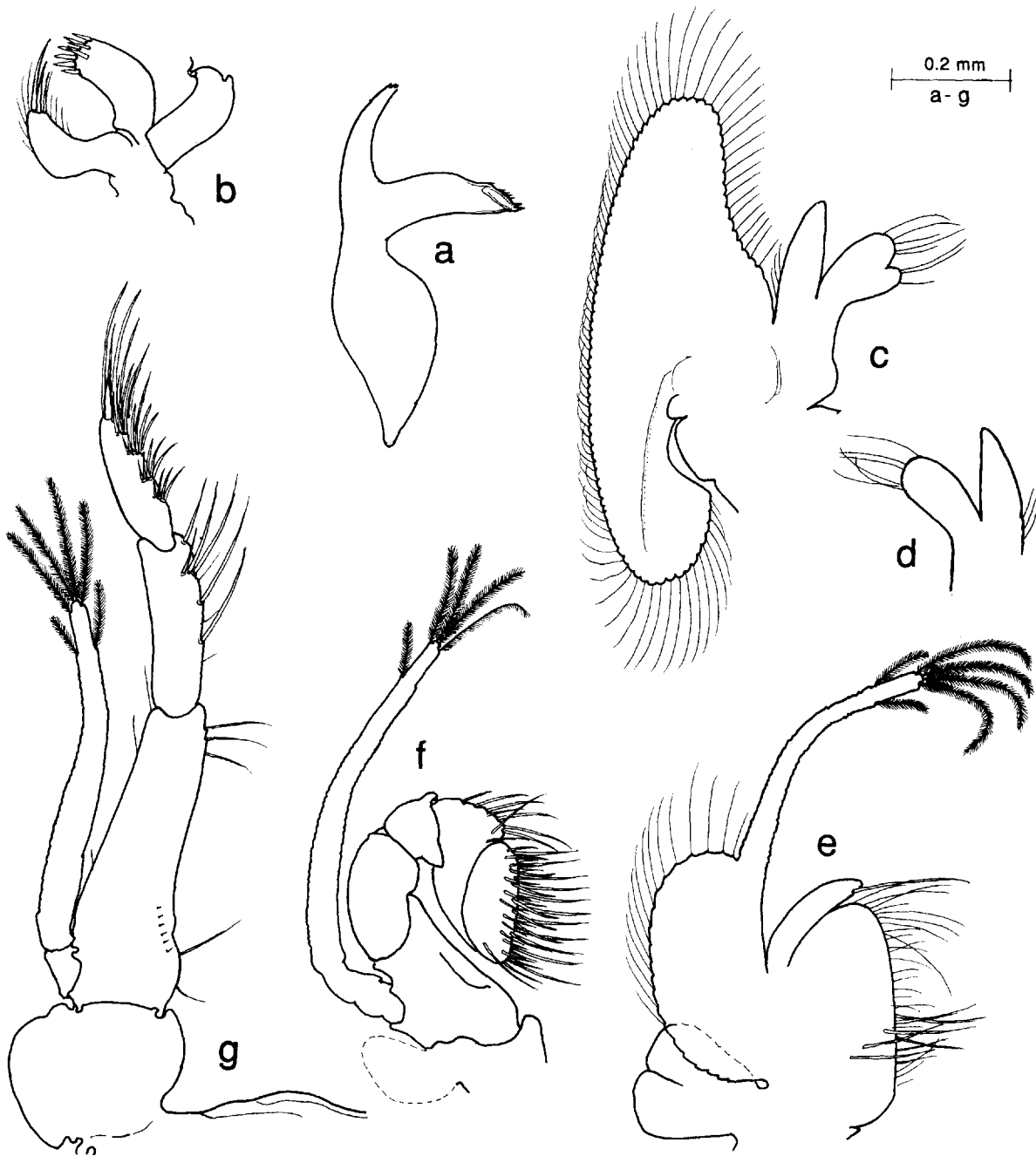


FIG. 52. — *Periclimenaeus jeancharcoti* sp. nov., holotype, ♀ : a, mandible; b, maxillula; c, maxilla (right); d, same, (left), palp and basal endite; e, first maxilliped; f, second maxilliped; g, third maxilliped.

wide, distal margin rounded, lateral margin straight, with stout distolateral tooth, not exceeding anterior margin of lamella.

Epistome normal, unarmed. Thoracic sternites anteriorly broad, particularly third, fourth sternite unarmed, posterior sternites narrow, unarmed.

Mandible (right) with stout corpus, without palp; molar process slender, obliquely truncate distally, with pair of small acute teeth distoventrally, several acute spines; incisor process slender, tapering, obliquely truncate distally, with three small acute teeth. Maxillula with feebly bilobed palp, upper lobe reduced, lower lobe larger, rounded with small ventral tubercle bearing short sinuous simple seta; upper lacinia slender, curved, with about eight short simple spines distally; lower lacinia slender, with few long robust, simple, spines distally, numerous setae. Maxilla with simple, tapering palp, with several short plumose setae proximolaterally; endite feebly bilobed on right, simple on left, with very few simple setae only, coxal endite obsolete, medial margin feebly convex; scaphognathite well developed, broad, about 2.6 times longer than wide, posterior lobe large, 1.5 times longer than wide, anterior lobe 1.3 times longer than wide, distally narrowed, rounded, medial margin concave. First maxilliped with simple palp, extending well beyond anterior margin of basal endite, tapering, distally, with long single preterminal setulose seta; basal endite distally rounded, sparsely setose, with few slender simple setae, coxal endite fused with basal, combined medial margin straight, sparsely setose, ventral region at junction with few longer stouter setae; endopod with slender flagellum with four long plumose terminal setae, caridean lobe broad, epipod small, feebly bilobed (?). Second maxilliped with normal endopod, dactylar segment broad, 2.0 times longer than wide, with numerous long spiniform setae medially, propodal segment with distomedial margin feebly enlarged with several long spiniform setae, carpus with ventromedial margin angulate, ischiomerus and basis normal, basis feebly excavate medially, exopod with slender flagellum, with four long plumose terminal setae, coxa with small distomedial process; epipod (lost in dissection) simple, without podobranch. Third maxilliped with endopod slender, reaching to about midpoint of carpocerite; ischiomerus completely fused to basis, combined segment about 3.6 times longer than central width, compressed, expanded proximally, tapered distally, proximal width about 2.0 times distal width, medial margin with few slender distal setae only, basal medial margin separated from ischiomerus region by feeble notch, convex, with two simple setae, proximal ventromedial ischial region with longitudinal submarginal row of six short spinules; intermediate segment about 0.7 of combined proximal segment length, subcylindrical, about 3.3 times longer than wide, uniform, with few long spiniform setae medially, terminal segment about 0.5 of combined proximal segment length, about 3.5 times longer than central width, feebly tapered distally, with short stout distal spine, about five transverse rows of spiniform setae along medial margin; exopod with slender flagellum, with four long plumose terminal setae; coxa with medial border broadly concave, non-setose, lateral plate large, rounded; without arthrobranch. Paragnaths not examined.

First pereopod moderately robust, exceeding carpocerite by distal fourth of merus, carpus and chela; chela with palm subcylindrical, feebly compressed, uniform, about 2.0 times longer than wide, with sparsely serrulate setae proximally, fingers subequal to palm length, similar, broad, spatulate, distally rounded, with three small distal teeth on dactylus, two on fixed finger, cutting edges well developed, entire, fingers with numerous groups of short setae, dactyl without dorsal setal tuft; carpus about subequal to chela length, about 3.3 times longer than proximal width, tapered proximally, with few long serrulate setae distoventrally; merus robust, 1.2 times carpus length, about 3.6 times longer than central width, subuniform, slightly swollen centrally; ischium about 0.8 of carpus length, 2.5 times longer than major width; basis about 0.45 of ischial length, with angular process dorsally; coxa without special features.

Second pereopods markedly unequal, dissimilar. Major (right) second pereopod exceeding antennular peduncle by chela, carpus and distal fifth of merus; chela massive with inflated palm, about 1.8 times carapace length, smooth, feebly compressed, about 2.0 times longer than deep; dactylus about 0.37 of palm length, medially curved, compressed, about 1.8 times longer than central depth, dorsal margin strongly convex, with stout hooked tip, distal ventral margin finely denticulate, with about 25 small acute teeth, generally larger distally, proximal ventral margin with massive molar process; fixed finger about 1.2 times longer than deep, robust, with stout hooked tip, with deep fossa, cutting edge unarmed; carpus stout, smooth, about 1.2 times longer than distal width, 0.33 of palm length, strongly tapered proximally, deeply excavate distally, unarmed; merus about 0.33 of palm length, subequal to carpus length, swollen, about 1.7 times longer than central width, with 5 small acute ventral tubercles; ischium 0.75 of merus length, 0.25 of palm length, 1.5 times longer than distal width, strongly tapered,

compressed proximally, unarmed, non-tuberculate; basis and coxa stout, without special features. Minor pereiopod (left) with chela about subequal to carapace length, 0.5 of major chela length; palm smooth, strongly compressed, about 1.9 times longer than proximal depth, slightly tapered distally; dactylus about 0.45 of palm length, very strongly compressed, laminar, near circular, dorsal border strongly convex, distal ventral border convex, with about

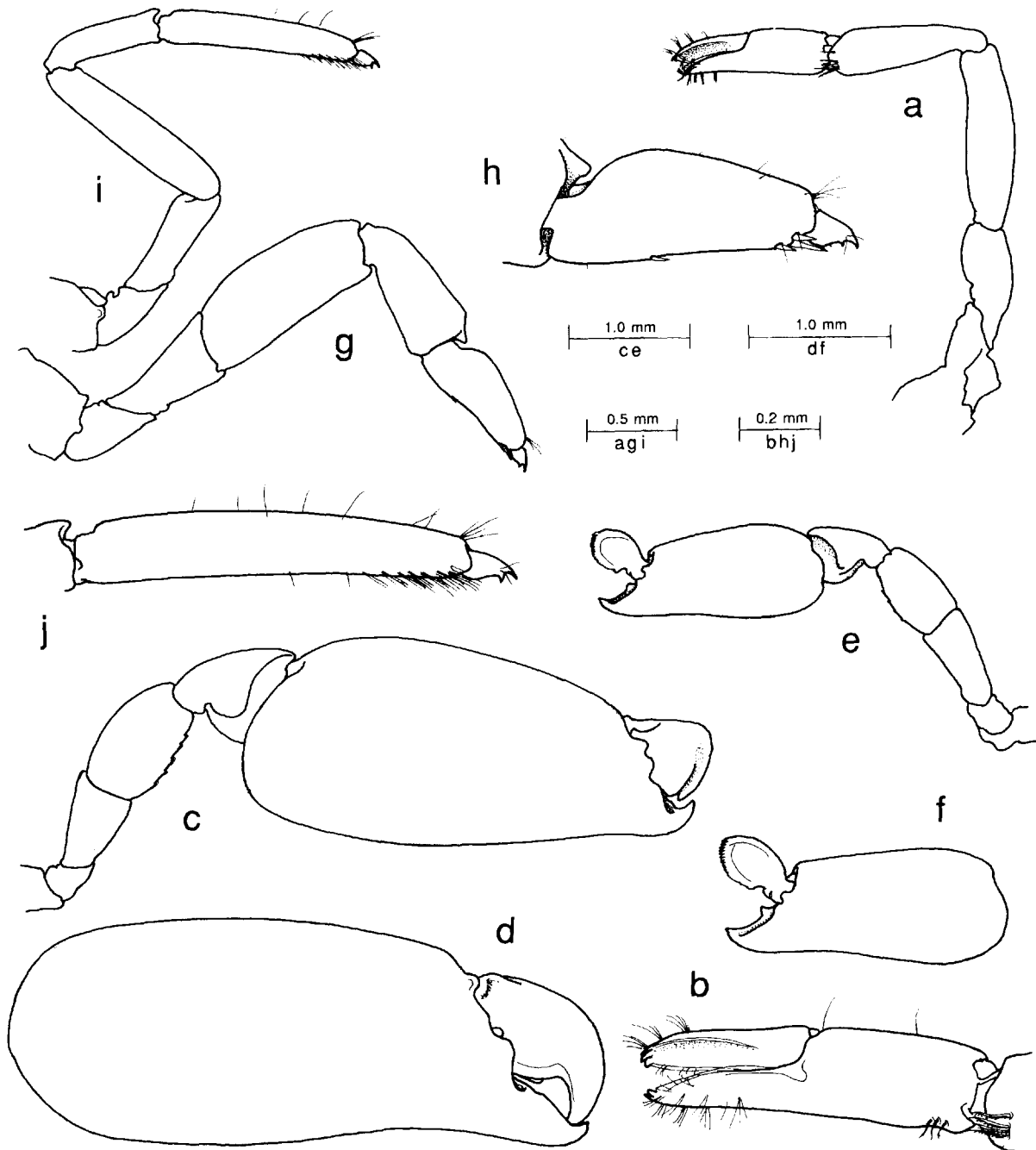


FIG. 53. — *Periclimenaeus jeancharcoti* sp. nov., holotype, ♀ : a, first pereiopod; b, same, chela; c, major second pereiopod; d, same, chela; e, minor second pereiopod; f, same, chela; g, third pereiopod; h, same, propod and dactyl; i, fifth pereiopod; j, same, propod and dactyl.

18 long, sharp, acute teeth, largest distally, obsolescent proximally, with small blunt tooth with several small acute denticles proximally, proximal ventral cutting edge incised; fixed finger about 1.3 times longer than deep, with strong acute curved tip distally, cutting edge deeply cannulate, proximal lateral margin with low angular tooth, proximal ventral margin with large blunt denticulate tooth; carpus about 0.5 of palm length, 1.4 times longer than distal width, tapered proximally, deeply excavate distally, unarmed; merus 0.5 of palm length, 1.5 times longer than central width, centrally swollen, with four small acute ventral tubercles; ischium about 1.2 times merus length, subequal to major second pereopod, ischial length 2.0 times longer than distal width, basis and coxa without special features.

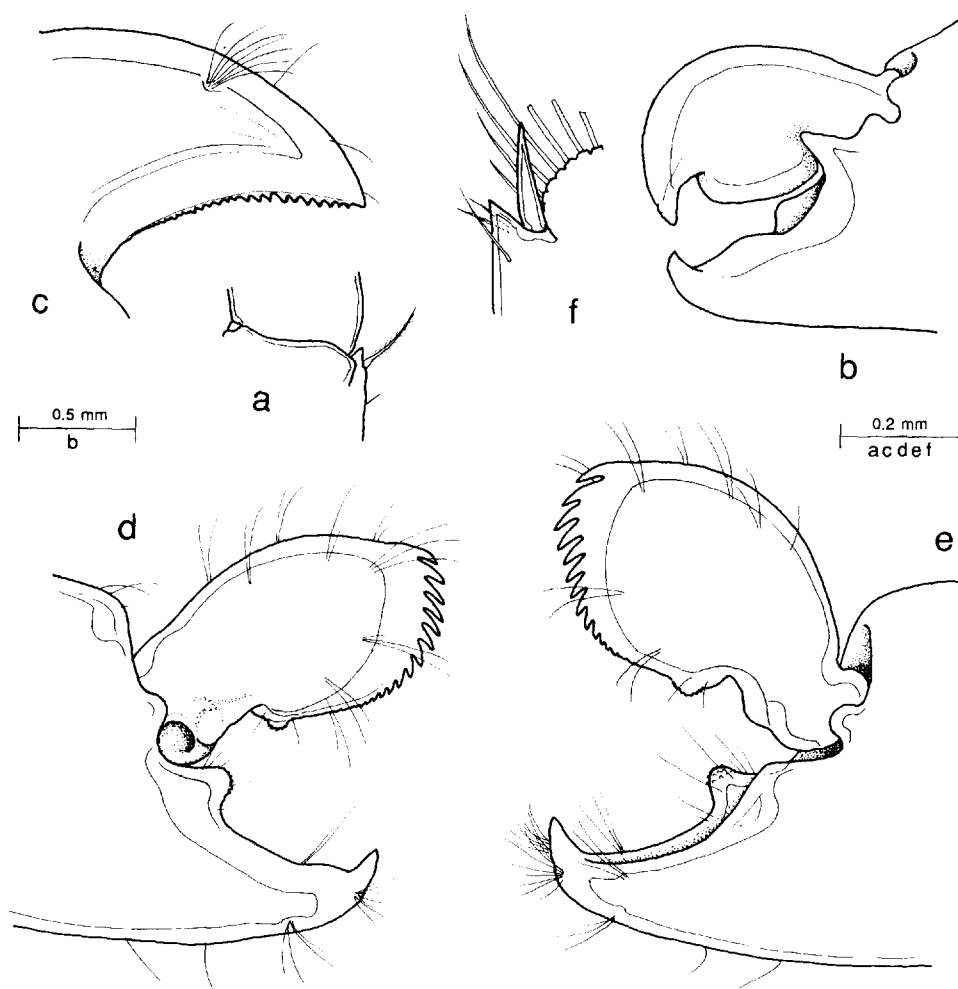


FIG. 54. — *Periclimenaeus jeancharcoti* sp. nov., holotype, ♀ : a, proximal segment of antennular peduncle, distolateral angle; b, major second pereopod, fingers, medial; c, same, dactyl, distolateral; d, minor second pereopod, fingers, medial; e, same, lateral.

Ambulatory pereopods robust, third pereopod exceeding carpopacrite by dactyl and propod. Third pereopod stout, with dactyl short, strongly compressed, about 0.7 of propod length, unguis distinct, conical, stout, ventrally curved, about 2.0 times longer than basal width, distally blunt, proximodorsally inflated with about nine transverse rows of small tubercles, largest centrally, obsolescent laterally and medially; corpus about as long as proximal depth, tapering strongly distally, dorsal margin sublinear, ventral border with strong blunt accessory tooth distally, proximal ventral border thickened with two (possibly four) curved mobile (?) spines, intervening

border sharper with two small slender acute teeth, with a pair of distolateral sensory setae; propod stout, swollen, about 0.33 of carapace length, about 2.4 times longer than maximum depth, at about 0.4 of length, moderately compressed, strongly tapering distally, with three large stout distoventral spines, two smaller laterally, single larger spine medially, with single smaller ventral spine at 0.4 of length; carpus swollen, 1.1 times propod length, 2.0 times longer than wide, tapering proximally, distal width about 1.2 times maximal propod width, with small distodorsal lobe, unarmed; merus about 1.5 times carpus length, 2.6 times longer than deep, swollen, feebly compressed, unarmed; ischium about 0.9 of carpus length, 1.8 times longer than distal width, unarmed; basis and coxa stout, without special features. Fourth and fifth pereiopods more slender, less swollen. Fifth pereiopod with propod about 0.5 of carapace length, 1.5 times third propod length, 6.3 times longer than deep, feebly tapering distally, with single distoventral spine, about 8 transverse rows of distal ventrolateral setae; dactyl similar to third, lacking proximal mobile spines, ventral border with three small slender distal teeth and pair of larger proximal teeth.

Uropod with protopodite with feeble blunt, distolateral lobe; exopod distinctly exceeding telson, broad, about 2.25 times longer than wide, lateral margin feebly concave, sparsely setose, unarmed, with small acute distoventral tooth, with large mobile spine medially, without distinct diaeresis, distal lamina reduced, scarcely exceeding distolateral spine; endopod about 1.1 times exopod length, 2.75 times longer than broad.

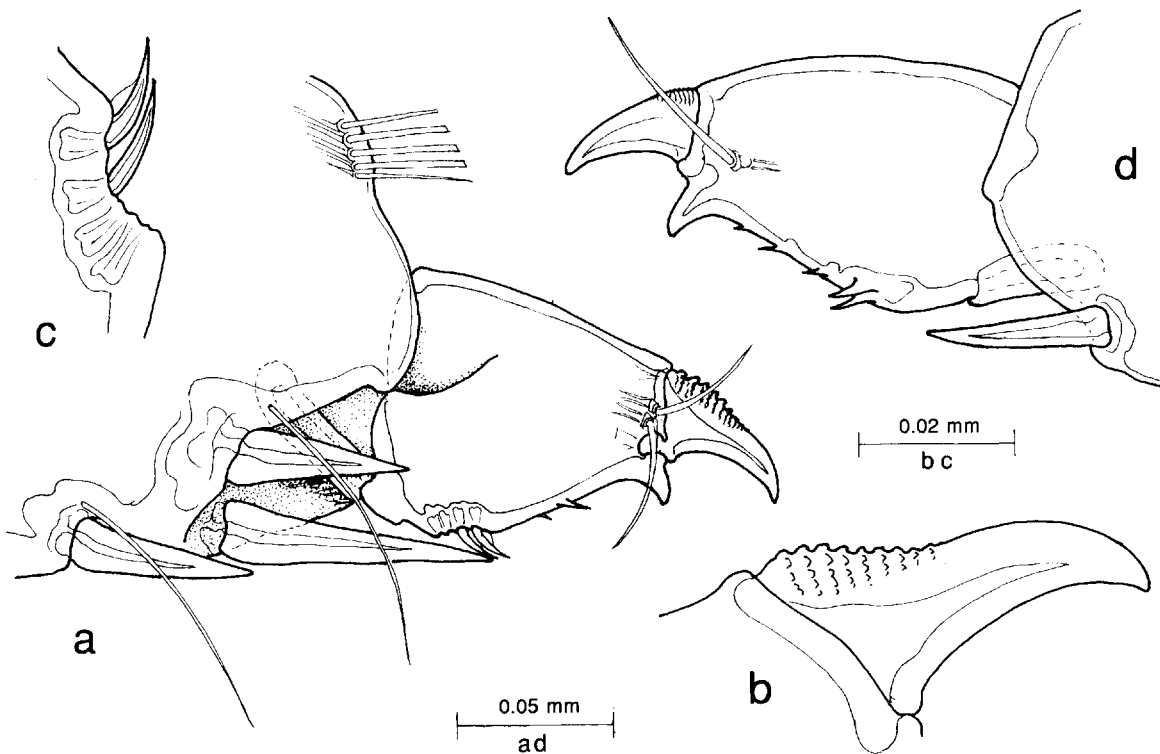


FIG. 55. — *Periclimenaeus jeancharcoti* sp. nov., holotype, ♀ : a, third ambulatory pereiopod, distal propod and dactyl, lateral; b, same, unguis; c, same, proximal corpus; d, fifth ambulatory pereiopod, same, medial.

MEASUREMENTS (mm). — Carapace length, 1.9; carapace and rostrum, 3.0; total body length (approx.) 9.0; major second pereiopod chela, 4.1; minor second pereiopod chela, 2.0; length of ovum, 0.6.

COLOURATION AND HOST. — No data.

ETYMOLOGY. — Named in honour of the research vessel "*Jean Charcot*", from which the capture of this specimen was made.

SYSTEMATIC POSITION. — The dactylus of the minor second pereopod and the third ambulatory pereopods are without parallel in the genus *Periclimenaeus*, of which this species is otherwise a typical representative, and do not suggest a particularly close relationship with any of the presently known species of the genus. Some species, such as *P. minutus*, have serrated cutting edges on the minor second pereopod dactyl (HOLTHUIS, 1952) but in that species, the ambulatory dactyl is simply biunguiculate and the propod bears 3-4 small spines along its ventral border. *P. spongicola* has the distal cutting edge of the dactyl of the major second pereopod denticulate (HOLTHUIS, 1952), and also shows a close resemblance to *P. jeancharcoti*, but lacks the ventral tubercles on the merus of both second pereopods and has the dactyl of the minor second pereopod relatively more elongate and less subcircular, lacking also the proximal denticulate tooth. Both these species lack the characteristic ornamentation of the base of the unguis of the ambulatory dactyl as found in *P. jeancharcoti*, but *P. spongicola* is reported to have some movable spines along this ventral border of the dactyl, but apparently not as a basal group as in *P. jeancharcoti*.

REMARKS. — The similarity of *P. jeancharcoti* to *P. spongicola* suggests that it will also prove to be associated with a sponge host. However, an association with a colonial ascidian cannot be eliminated from consideration, as several of the ascidian-associated species have denticulate cutting edges on the minor second pereopod dactyl and acute teeth at the proximal basal part of the corpus of the ambulatory dactyl. Both *P. minuta* and *P. spongicola* are shallow water species, known from 18-36 m and 28-32 m respectively. In contrast, *P. jeancharcoti* from 375-450 m, provides the deepest record so far obtained for a species of this genus. [*Periclimenes natalensis* (Stebbing, 1915), referred to *Periclimenaeus* by HOLTHUIS (1952) is considered unlikely to be a species of *Periclimenaeus* s. str., particularly on account of its slender ambulatory pereopods, but its correct systematic position cannot be assessed due to the lack of second pereopods from the holotype and only known specimen]. The only previous records of species of this genus from over 100 m are *P. ardeae* from 126-140 m and *P. robustus* from 119-141 m, both from Mombasa, Kenya, (BRUCE, 1976). The present record therefore indicates a significant extension of the known bathymetric range for this essentially shallow water genus.

Genus *ANCHISTUS* Borradaile, 1898

Anchistus pectinis Kemp, 1925

Figs 56-57, 71 d-f

Restricted synonymy :
Anchistus pectinis Kemp, 1925 : 327-330, figs 19-20. — SUZUKI, 1971 : 101-106, figs 5-7, pl. 2. — BRUCE, 1991 : 261, fig. 24.

MATERIAL EXAMINED. — New Caledonia. MUSORSTOM 4 : stn DW 150, 19°07.5'S, 163°22.1'E, 110 m, 14 September 1985 : 1 ♂ (MNHN-Na 12054).

HOST. — Unknown, presumably a bivalve mollusc.

REMARKS. — The present record provides a considerable extension of the known bathymetric range for this species. New Caledonian specimens have also been examined from a depth of 43 m.

The single example agrees closely with the specimens previously reported upon from New Caledonia by BRUCE, and has a carapace length of 2.7 mm. The host was not recorded.

The specimen, and other New Caledonian specimens, show some differences from the description and figures of the type material provided by KEMP (1925). The rostrum is obliquely truncate distally, rather than squarely truncate, with three small acute teeth, as in the types, but the upper pair are separated by a distinctly larger gap than the lower pair of teeth, the space being filled with a median row of short stiff setae. The inferior orbital angle is produced, acute in lateral view, with a slender marginal antennal spine. The first pereopod has the segment proportions as described by KEMP, but the fingers are deeply subspatulate, with finely denticulate lateral cutting-edges, without distal teeth, the denticulate margin continuing round on to the distomedial margin. The second

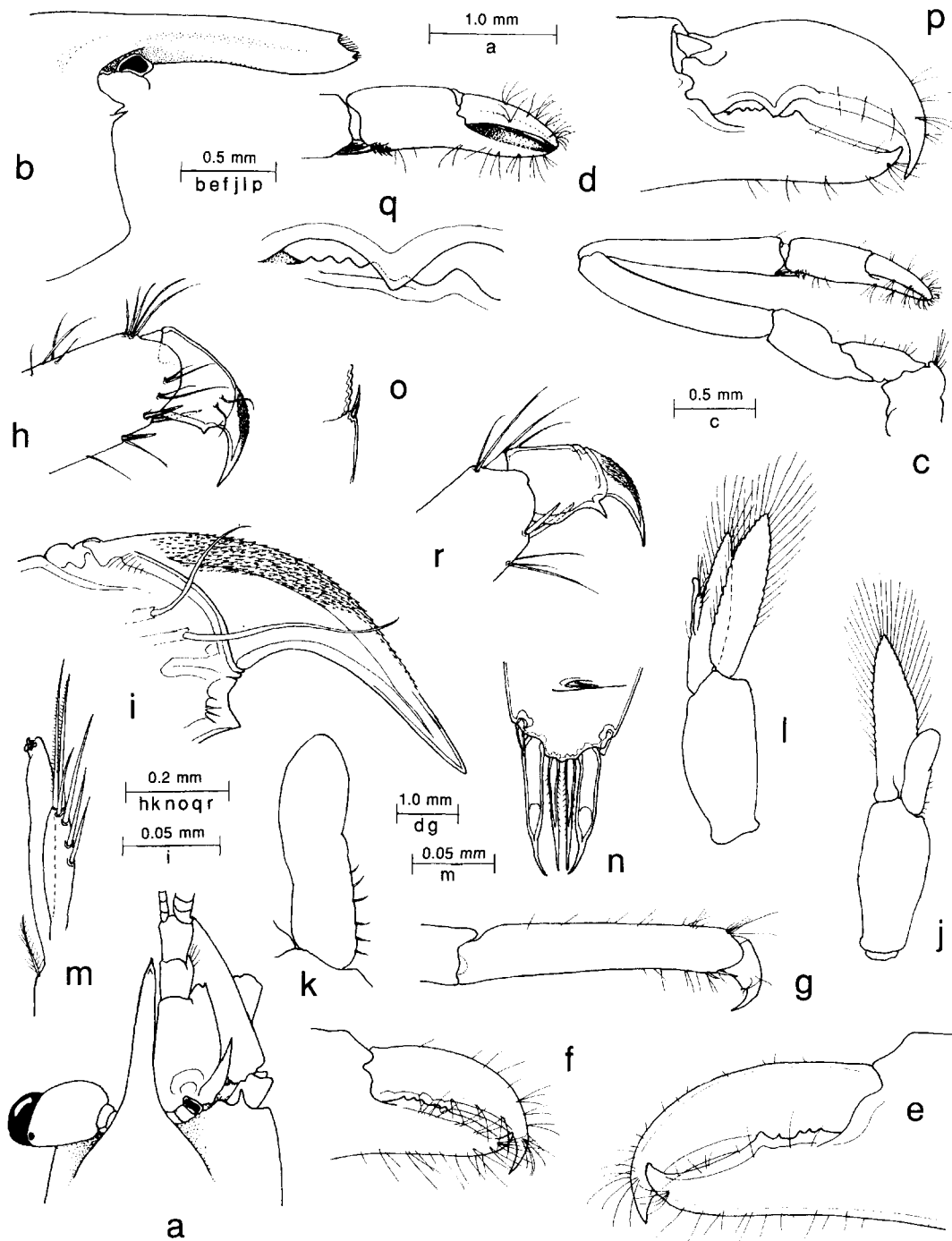


FIG. 56. — *Anchistus pectinis* Kemp, ♂, MUSORSTOM 4, stn DW 150, 110 m : a, anterior carapace and rostrum, dorsal; b, same lateral; c, first pereiopod; d, same, chela; e, major second pereiopod, fingers; f, minor second pereiopod, fingers; g, third pereiopod, propod and dactyl; h, same, distal propod and dactyl; i, same, unguis; j, first pleopod; k, same, endopod; l, second pleopod; m, same, appendix masculina and appendix interna; n, posterior telson spines; inset, dorsal spine; o, exopod of uropod, posterolateral angle. — *Anchistus pectinis* Kemp, ♂, carapace length 2.8 mm, LAGON, stn CC 147, 43 m : p, major second pereiopod, fingers; q, same, proximal cutting edges of fingers; r, third pereiopod, distal propod and dactyl.

pereiopods are similar but unequal, basically as described by KEMP. The dactylus bears a single acute tooth at about 0.3 of its length, the fixed finger with a small acute tooth at about 0.5 of its length with a series of five small, low teeth proximally. The ambulatory pereiopods are robust. The dactylus has a clearly demarcated, strongly curved, acute unguis with the proximal dorsal surface densely covered with acute microspinules. The corpus is deep and compressed, with a pair of sensory setae distolaterally; the ventral margin is convex with a small preterminal acute tooth. The propod is about 4.0 times the dactyl length and bears a pair of slender distoventral spines, with a single shorter distal ventral spine. The first pleopod has the basipodite about 2.3 times longer than wide, endopod 0.6 of basipodite length, 4.0 times longer than central width, feebly expanded distally, without accessory lobule, medial margin with six short simple spines proximally, lateral margin devoid of plumose setae. The second pleopod has the basipodite about 1.1 times the first basipodite length, subequal to the endopod length. The endopod has the appendices at about 0.3 of the medial margin length, with the corpus of the appendix masculina about 3.5 times longer than central width distinctly shorter than the appendix interna, slightly swollen, with pair of long slender distal spines, finely setulose on medial margin, about 1.2 times corpus length, with four simple ventrolateral spines. The dorsal telson spines are small, slender, slightly shorter than the lateral posterior spines which appear to be subventral. The intermediate spines are well developed, with the proximal three fourths swollen, with a slender terminal portion; intermediate spines slender about 0.8 of intermediate spine length, sparsely setulose. The exopod has the protopodite with the posterolateral angle strongly acute, exopod lacking a distinct posterolateral tooth, with a small slender mobile spine only.

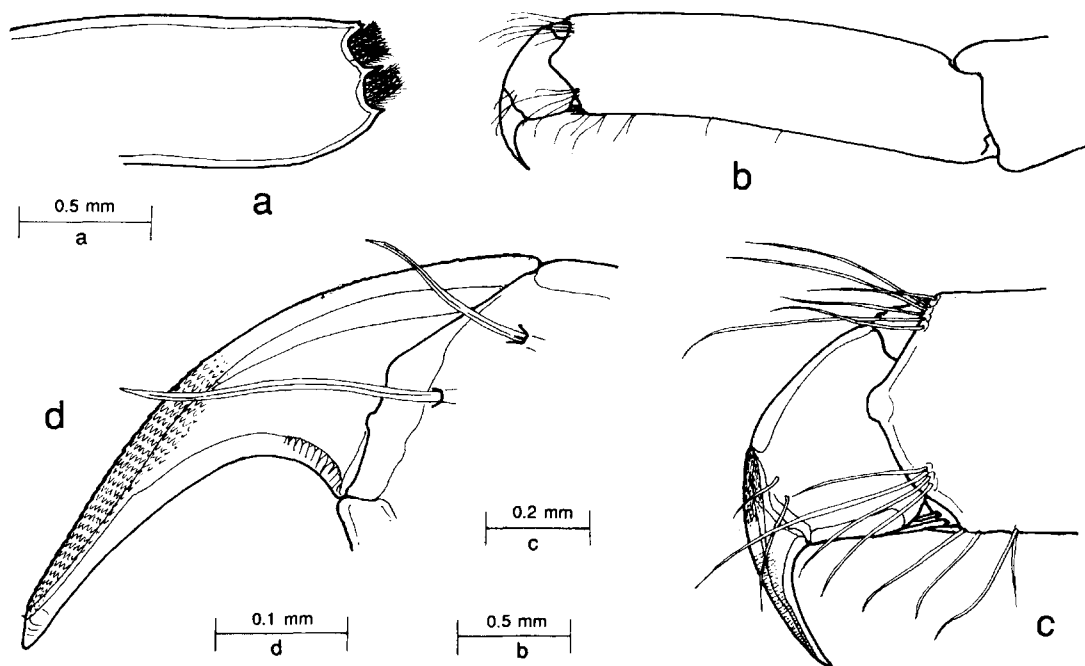


FIG. 57. — *Anchistus pectinis* Kemp, ♂, LAGON, stn CC 147, 43 m : a, rostrum; b, third ambulatory pereiopod, dactyl and propod, lateral; c, same, distal propod and dactyl; d, same unguis.

KEMP's material was reported to lack an accessory tooth on the ambulatory dactyl but a small tooth is discernible in this position in his illustration (KEMP, 1925, fig. 209). KEMP makes no mention of the microspinulation on the dorsal unguis, which he noted in other species of the genus, and he also states that the propod is without spinules on the posterior border. In the present specimen, the first pereiopod fingers are deeply subspatulate, with finely pectinate cutting edges, a further feature not commented upon by KEMP. A male specimen from 46 m (stn CC 147) was also examined and found fully comparable except that the third ambulatory propod lacked the

distal ventral spine and the accessory spine of the dactylus was particularly well developed. In view of these numerous small differences, it is possible that the present and related specimens could belong to a separate species but such a decision should be deferred until the type specimens of *A. pectinis* have been re-examined. It may also be noted that SUZUKI (1971), in reporting upon Japanese specimens of *A. pectinis*, reported that the fingers of the first pereopods are entire and did not remark on their subspatulate form. The carpus is also relatively much longer than the chela. In most of his specimens no accessory tooth was present on the ambulatory dactyls and no microspinulation of the dorsal unguis was mentioned. The endopod of the male first pleopod in SUZUKI's material also shows more numerous spinules on the proximal median margin than in the present specimen, and the distomedial margin bears a small medial process. It may therefore be necessary to resuscitate *A. misakiensis* Yokoya, 1936, in due course.

Other specimens from stn CC 147, two ovigerous females, two males and a juvenile, also showed differences from the above mentioned specimens. One female, carapace length 7.3 mm, had three distal rostral teeth, the intervening notches filled with 6-7 short plumose setae. The dactyls of the third ambulatory pereopods showed the presence of minute slender, acute denticles distodorsally under SEM examination (fig. 71), the proximal dorsal region being finely rugulose, but without distinct microspinulation. The distoventral propod was armed with one longer and two shorter slender spines. These specimens were found in the mantle cavity of *Amusium japonicum balliotti* (Bernardi) [Pectinidae]. It may be noted in parenthesis, that the distodorsal unguis of the third ambulatory pereopod of *Anchistus custos* (Forskål) is also sparsely provided with flattened scale-like denticles (fig. 71 a-c).

DISTRIBUTION. — Type locality : Octavia Bay, Nancowry Harbour, Nicobar Islands. Also known from Zanzibar, Japan, Australia and New Caledonia.

Genus *PONTONIA* Latreille, 1829

Pontonia monnioti Bruce, 1990

Pontonia monnioti Bruce, 1990b : 183-191, figs 21-24, 39 i-j.

MATERIAL EXAMINED. — Chesterfield Islands. MUSORSTOM 5 : stn CP 254, 25°10.29'S, 159°53.07'E, Middleton Chain, 280-290 m, 7 October 1986 : 1 ♂, 1 ovig. ♀ (MNHN-Na 12021). — Stn CP 269, 24°47.0'S, 159°37.3'E, 270-250 m, 9 October 1986 : 1 ♂, 1 ovig. ♀ (MNHN-Na 12022).

HOST. — *Ascidia alterna* Monniot & Monniot [Tunicata : Ascidiidae].

REMARKS. — Previously known only from the type material from 285 m, the present specimens are from a similar depth and show no significant differences. The host ascidian has now been described and is now specifically identified. The stn CP 269 specimens have only two detached second pereopods, the specimens from stn CP 254 have both pairs. The specimens have the following carapace lengths, stn CP 254, male, 2.5, female, 3.2; stn CP 269, male, 1.6; female, 3.0 mm.

DISTRIBUTION. — Type locality : Chesterfield Islands, New Caledonia (BRUCE, 1990b). No other records.

Genus *AMPHIPONTONIA* nov.

DEFINITION. — Small sized pontoniine shrimps of subcylindrical body form. Rostrum well developed, slender, distally compressed, unarmed, dorsal carina distinct, marginally swollen, lateral carinae feebly expanded. Carapace smooth, supraorbital, epigastric and hepatic spines absent; orbit feebly developed, inferior orbital angle distinct, antennal spine present, anterolateral branchiostegite feebly produced. Fourth thoracic sternite with low transverse

ridge, without medial process. Abdomen smooth, third segment not posterodorsally produced, pleura broadly rounded. Telson with two pairs of dorsal spines, three pairs of posterior spines. Antennae normal; scaphocerite well developed with small distolateral tooth. Eye normal, cornea globular, pigmented. Mandible without palp, molar process normal, incisor process slender. Maxillula normal, without enlarged laciniae. Maxilla with feeble bilobed endite, scaphognathite broad. First maxilliped with basal and coxal endites completely fused (?), exopod with broad caridean lobe, flagellum well developed, epipod simple. Second maxilliped with normal endopod, slender exopod, coxa with rounded medial margin, epipod simple, without podobranch. Third maxilliped with robust endopod, ischiomerus distinct from basis, exopod well developed, coxa with oval lateral plate, arthrobranchial rudiment present. Paragnaths with proximomedian ventral groove. First pereopod slender, chela with fingers simple, unarmed. Second pereopods well developed, elongate, subcylindrical, chelae grossly unequal, dissimilar; major chela subcylindrical, with dactyl greatly enlarged, fingers dentate, without molar process and fossa; minor chela slender, fingers subequal, feebly armed; carpus, merus and ischium unarmed. Ambulatory pereopods slender, dactyl biunguiculate, with proximal and intermediate teeth, without basal protuberance. Uropods normal, exopod with distolateral tooth with mobile spine medially.

TYPE SPECIES. — *Amphipontonia kanak* sp. nov.

SYSTEMATIC POSITION. — The genus *Amphipontonia* is most closely related to the genus *Pontonia* Latreille, 1829, and from which it may be distinguished by the characteristic form of the second pereopods, which contrast strongly with those of all species presently referred to *Pontonia*. Although a considerable range of variation occurs in the morphology of the second pereopods in *Pontonia* species, these are always much less unequal than in *Amphipontonia*, generally stout, with the palm proximally swollen and frequently compressed, with the ventral margins carinate, and not elongate and subcylindrical as in *Amphipontonia*. *Pontonia* species also lack the characterically enlarged fingers found on the major chela in *Amphipontonia*, with the broad dactylus markedly over-reaching the fixed finger.

ETYMOLOGY. — *Αμφί* (Greek), around; *Pontonia*, generic name first used by LATREILLE, 1829.

REMARKS. — The mouthparts of *Amphipontonia* show a close resemblance to those of most species of the genus *Pontonia* and, in particular, the paragnaths show a particular similarity to that of *P. pinnophylax* (Otto), the type species of the genus, both species having a characteristic longitudinal ventral groove on the proximal part of the corpus of the paragnaths (BRUCE, in press). The ambulatory dactyls also show some similarity to some *Pontonia* species but do not correspond precisely to any. Many *Pontonia* are simply biunguiculate, but others (*P. okai* Kemp, *P. ascidicola* Borradaile, *P. anachoreta* Kemp, *P. stylirostris* Holthuis, and *P. monnioti* Bruce, among Indo-West Pacific species) are biunguiculate with a variable number of accessory teeth along the ventral border of the dactylar corpus. In the *Pontonia* species these are usually blunt and hook-like and not acute as in *Amphipontonia*. The dorsal carina of the rostrum is distinct in some species of *Pontonia*, (feebly developed or absent in others) but lacks the characteristic swollen or thickened upper margin found in *Amphipontonia*.

Amphipontonia kanak sp. nov.

Figs 58-63

MATERIAL EXAMINED. — New Caledonia. CHALCAL 2 : stn DW 82, 22°13.36'S, 168°02.73'E, Norfolk Ridge, 300 m, 31 October 1986 : 1 ovig. ♀, paratype (NMT Cr. 007920).

Loyalty Islands. Stn unknown : 1986, no precise data : 1 ♂, allotype, 1 non-ovig. ♀, holotype (MNHN-Na 12026).

DESCRIPTION. — Small sized pontoniine shrimps of normal subcylindrical body form.

Carapace smooth, glabrous; rostrum slender, extending to slightly beyond proximal segment of antennular peduncle, compressed distally, with rounded, feebly irregular, non-setose distal margin, generally curved ventrally; dorsal margin convex, thickened, unarmed; supraorbital, epigastric and hepatic spines absent; orbit feebly developed, inferior orbital angle distinct, broad, blunt; antennal spine small, acute, marginal, extending to about level of apex of inferior orbital angle; anterolateral angle of branchiostegite feebly produced, broadly rounded.

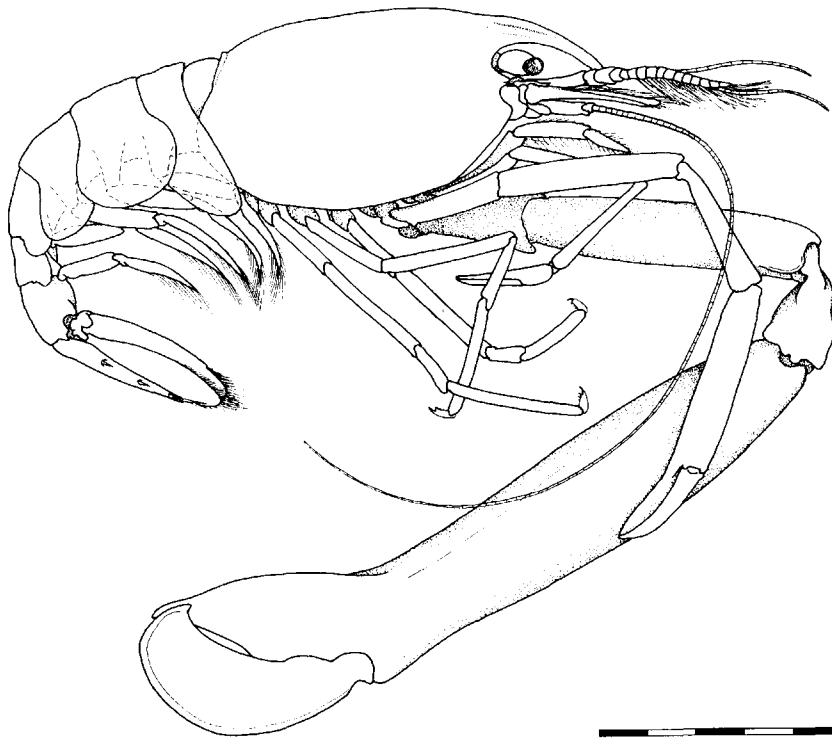


FIG. 58. — *Amphipontonia kanak* gen. nov., sp. nov., holotype, ♀, Loyalty Islands, station unknown : lateral aspect. Scale bar in millimeters.

Abdomen smooth, glabrous; third abdominal segment not posterodorsally produced; pleura of first three segments broadly rounded, fourth and fifth pleura small, rounded; fifth segment about 0.75 of sixth segment length, sixth segment about 1.25 times longer than deep, posteroventral angle small, blunt, posterolateral angle acute. Telson about 2.2 times longer than sixth segment, 2.5 times longer than anterior width, lateral margins straight, convergent posteriorly, posterior margin about 0.45 of anterior margin width; with two pairs of slender marginal dorsal spines, about 0.1 of telson length, at 0.35 and 0.65 of telson length; posterior margin bluntly angular, without acute median point, lateral spines well developed, slightly longer than dorsal spines, intermediate spines slender, about 0.29 of telson length. 2.3 times lateral spine length, submedian spines slightly longer than lateral spines, slender, densely setulose.

Eye with cornea well developed, small, globular, without accessory pigment spot, normally pigmented, about 0.8 of proximal width of stalk, oblique; peduncle about 1.2 times longer than proximal width, feebly compressed, tapering distally.

Antennule with peduncle exceeding rostrum by about half of intermediate segment, reaching to about 0.6 of scaphocerite length; proximal segment about 1.75 times longer than wide, stylocerite acute, slender, reaching to about 0.7 of proximal segment length, statocyst normal, with granular statolith, medial margin straight, sparsely setose, with small acute, ventral tooth at 0.5 of length; lateral margin sinuous, distally convergent, anterolateral angle produced, with small acute distolateral tooth; intermediate segment about 0.4 of proximal segment length, 1.5 times longer than wide, obliquely articulated with distal segment; distal segment subequal to intermediate segment; upper flagellum biramous, not carried flexed, proximally robust, with about 10 fused segments, shorter free ramus with three segments, with about 26 groups of aesthetascs; longer free ramus slender, about 20 segments; lower flagellum slender, similar to longer upper ramus.

Antenna with basicerite robust, laterally unarmed; carpcerite robust, about 3.5 times longer than broad, reaching to about 0.5 of scaphocerite length, flagellum well developed, slender, about 3.0 times carapace length;

scaphocerite well developed, far exceeding antennular peduncle, broad, about 2.2 times longer than maximal width situated at 0.5 of length, lateral margin proximally convex, distally straight, with stout acute distal tooth, distal margin broadly rounded, far exceeding tip of distolateral tooth.

Epistome normal, unarmed. First thoracic sternite (?) with low transverse ridge with median eminence with small central fossa; second and third sternites unarmed; fourth with low transverse ridge with small median projection; fifth with low ridges laterally posterior to origin of coxae; posterior sternites narrow, unarmed.

Mandible, damaged in dissection, moderately slender, without palp; molar process normal, obliquely truncate distally, with five blunt teeth and two small groups of setae; incisor process slender, tapering distally, with three acute distal teeth, central tooth smaller than adjacent teeth. Maxillula with short, stout bilobed palp, larger lower

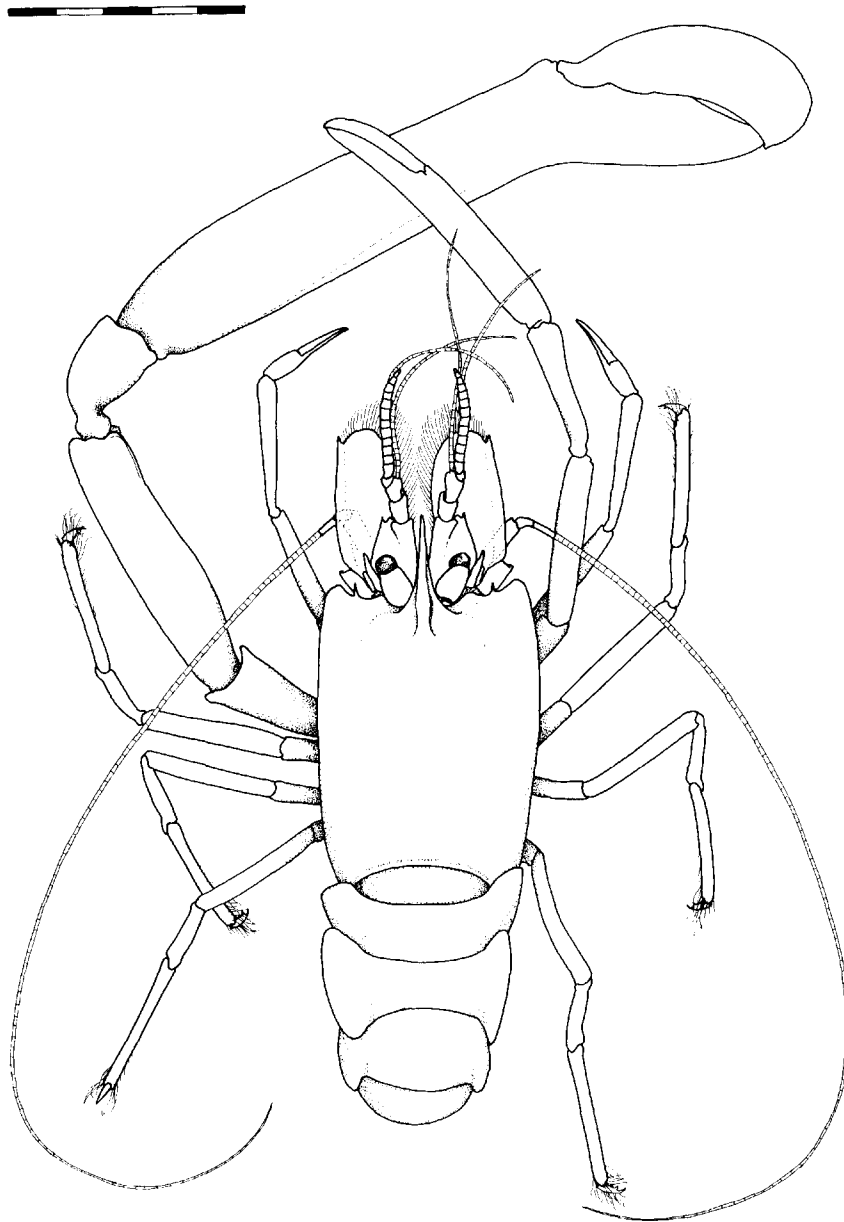


FIG. 59. — *Amphipontonia kanak* gen. nov., sp. nov., holotype, ♀, Loyalty Islands, station unknown : dorsal aspect. Scale bar in millimeters.

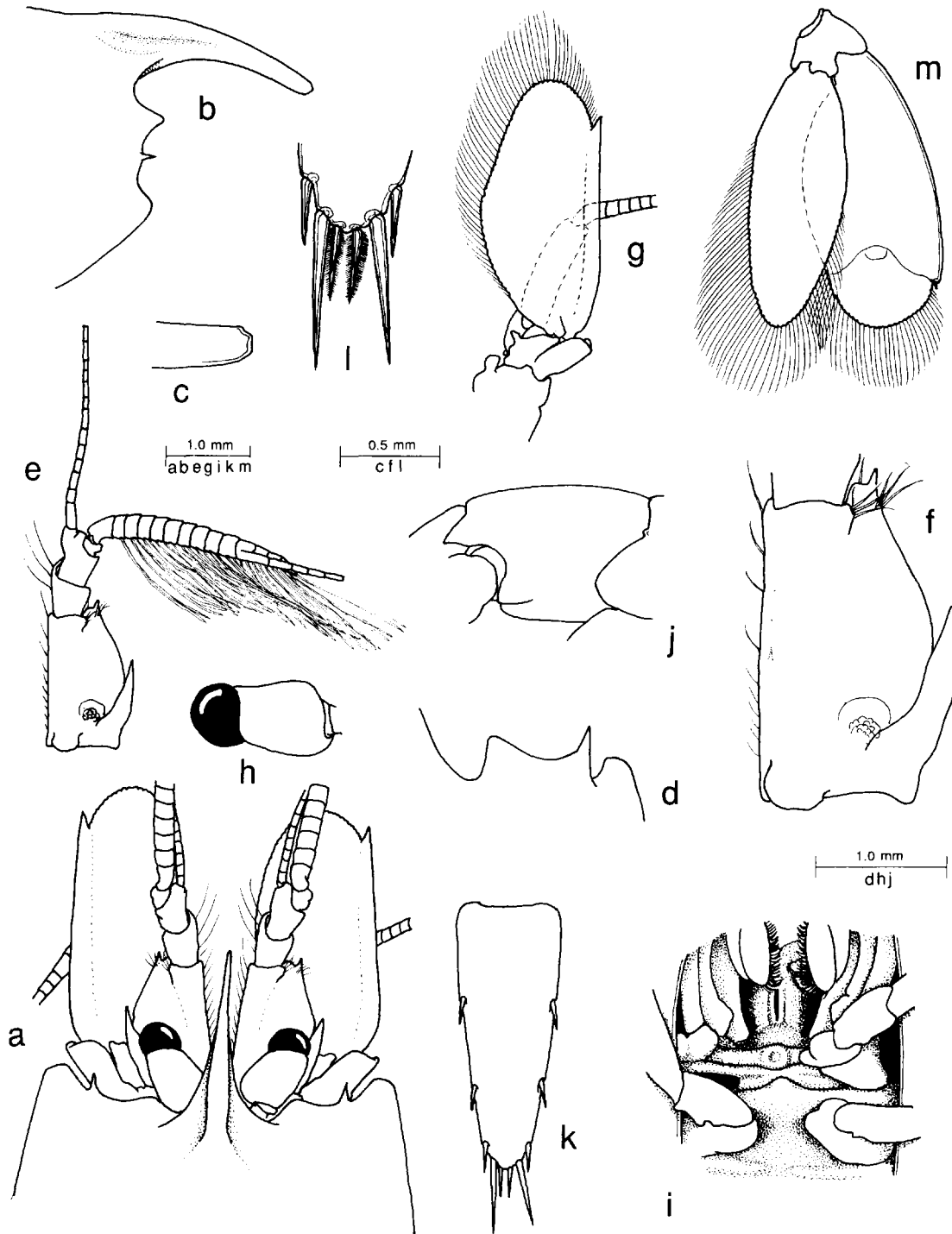


FIG. 60. — *Amphipontonia kanak* gen. nov., sp. nov. : a, anterior carapace, rostrum, eyes and antennal peduncles, dorsal; b, anterior carapace and rostrum, lateral; c, tip of rostrum; d, right orbital region, dorsal; e, antennule; f, same, proximal segment of peduncle; g, antenna; h, eye, dorsal; i, anterior thoracic sternites; j, sixth abdominal segment, lateral; k, telson; l, same, posterior spines; m, uropod.

a : holotype, ♀; b-m : allotype, ♂.

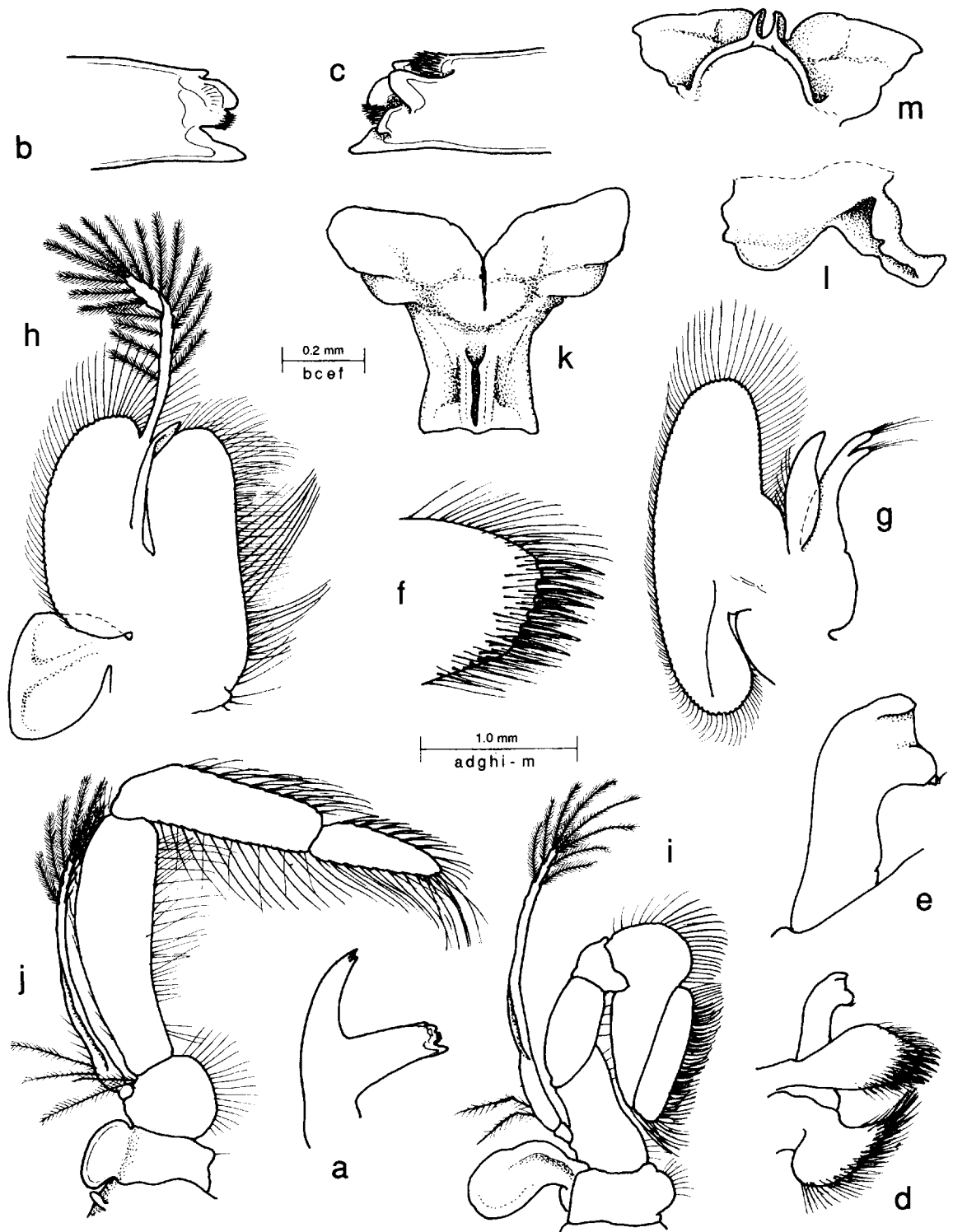


FIG. 61. — *Amphipontonia kanak* gen. nov., sp. nov., allotype, ♂ : a, mandible; b-c, molar process, dorsal and ventral; d, maxillula; e, same, palp; f, same, upper lacinia; g, maxilla; h, first maxilliped; i, second maxilliped; j, third maxilliped; k, paragnath, ventral; l, same, lateral; m, same, posterior.

lobe with small setose tubercle; upper lacinia feebly broadened, with numerous slender simple spines distally, densely setose; lower lacinia normal, tapering distally with numerous spiniform distal setae, densely setose ventrally. Maxilla with broad, tapering, distally acute palp, without distomedial seta, with several short plumose proximolateral setae, basal endite slender, bilobed, slender upper lobe longer than lower, with about five simple setae, lower lobe similar, coxal endite obsolete, separated from basal by small medial notch; scaphognathite broad, about 2.5 times longer than wide, posterior lobe well developed, about 1.4 times longer than wide, 0.3 of scaphognathite length, anterior lobe 1.3 times longer than wide, 0.55 of scaphognathite length, medial border notched, proximally convex, anteriorly broadly rounded. First maxilliped with elongate tapering palp, exceeding distal border of basal endite, non-setose, basal endite elongate, narrow, 1.4 times longer than broad, distally rounded, with numerous slender simple marginal setae, not forming a distinct setal basket, with ventral marginal row of long setae proximally, coxal endite obsolete, represented by small non-setose proximal lobe(?); exopod with slender flagellum with numerous plumose setae distally, caridean lobe large, broad, larger than basal endite; coxal endite obsolete, not separated from basal endite, with small proximal lobe, epipod well developed, simple. Second maxilliped with endopod normal, dactylar segment moderately broad, about 4.0 times longer than broad, densely provided with setulose setae medially, propodal segment with distomedial angle enlarged, broadly rounded with numerous long spiniform setae, carpus short, with acute ventromedial lobe, ischiomerus and basis without special features; exopod with slender flagellum with numerous plumose setae distally, with two plumose setae proximolaterally; coxa with rounded setose medial lobe, with simple epipod laterally, without podobranch. Third maxilliped with endopod moderately robust, exceeding carapocerite by distal segment; ischiomerus distinct from basis, compressed, about 3.3 times longer than central width, slightly tapered proximally, medial margin sparsely setose, with long slender simple setae, distolateral margin feebly setose; penultimate segment about 0.8 of ischiomerus length, about 3.6 times longer than proximal width, tapering feebly distally, sparsely setose medially with long simple setae, lateral border densely setose with groups of shorter setae; terminal segment about 0.6 of penultimate segment length, 3.0 times longer than proximal width, tapering distally, with numerous long setae medially and laterally; basis well developed, broadly rounded medially and with numerous long slender simple setae, with two distolateral plumose setae; exopod with slender flagellum with numerous plumose setae distally, two plumose setae proximolaterally; coxa with small median process, with single short seta, lateral plate well developed, rounded; with vestigial arthrobranch. Paragnaths with alae well developed, feebly bilobed, corpus with deep longitudinal median groove.

First pereopod slender, exceeding carapocerite by distal 0.3 of merus, antennular peduncle by carpus and chela; chela with palm, subcylindrical, slightly compressed, about 2.25 times longer than deep, fingers simple, slender, about 1.25 times palm length, dactyl about 6.0 times longer than deep, fixed finger 5.4 times longer than deep, dactyl with small hooked tip, fixed finger with two small distal teeth, cutting edges entire, with numerous short setae, fingers with numerous groups of longer setae; carpus about 1.25 times chela length, 7.3 times longer than distal width, tapering strongly proximally; merus subequal to carpal length, about 8.0 times longer than wide, subuniform; ischium about 0.55 of meral length, compressed, ventrally feebly convex, setose; basis about 0.33 of meral length, ventral border convex, setose; coxa robust, with prominent ventral carina.

Second pereopods generally similar in male and female, well developed, dissimilar, grossly unequal; major chela greatly enlarged, elongate, generally slender, exceeding scaphocerite by about distal half of merus, chela smooth, subcylindrical to suboval, with palm about 2.0 times carapace length in female, 2.3 times in male, about 4.5 times longer than proximal width, tapering feebly distally; dactyl strongly compressed, curved, about 0.4 of palm length, far over-reaching fixed finger, twisted, with acute distal tooth about 3.5 times longer than central depth, dorsal margin strongly convex, cutting edge concave, blunt, with well developed sharp angular tooth proximally, fitting into deep fossa on opposing region of fixed finger; fixed finger reaching to about 0.8 of dactyl length, about 2.5 times longer than deep, feebly hooked, tip semi-blunt, cutting edge distally concave, blunt, with large bluntly angular tooth at about 0.5 of length, medially situated with deep fossa proximolaterally, with smaller tooth proximally, with series of small marginal denticulations; carpus about 0.23 of palm length, 2.0 times longer than distal width, strongly tapered proximally, excavate distally, margins semi-obsolete, unarmed; merus about 0.5 of palm length, 4.0 times longer than central width, slightly swollen centrally, distinctly tapered proximally, without distoventral tooth or lateral flange; ischium about 0.4 of merus length, 0.18 of palm length, 1.8 times longer than distal width, narrow proximally, expanded distally, with distinct subacute distolateral and

distomedial angles, centrally feebly excavate; basis and coxa without special features. Minor second pereiopods slender, much smaller than major, exceeding scaphocerite by carpus and chela; chela subequal to carapace length, 0.38 of major chela length, palm about 0.7 of carapace length, subcylindrical, slightly compressed, smooth, 4.5 times longer than central depth, fingers slender, about 0.6 of palm length, dactyl about 5.7 times longer than central depth, with feebly hooked tip, cutting edge lateral, entire, with single small acute tooth proximally, fixed finger similar, unarmed; carpus about 0.5 of chela length, 4.5 times longer than distal width, tapering proximally, unarmed, about 1.2 times length of carpus of major chela; merus about 0.95 of palm length, 6.0 times longer than central width, subuniform, unarmed, ischium about 0.65 of merus length; basis and coxa without special features.

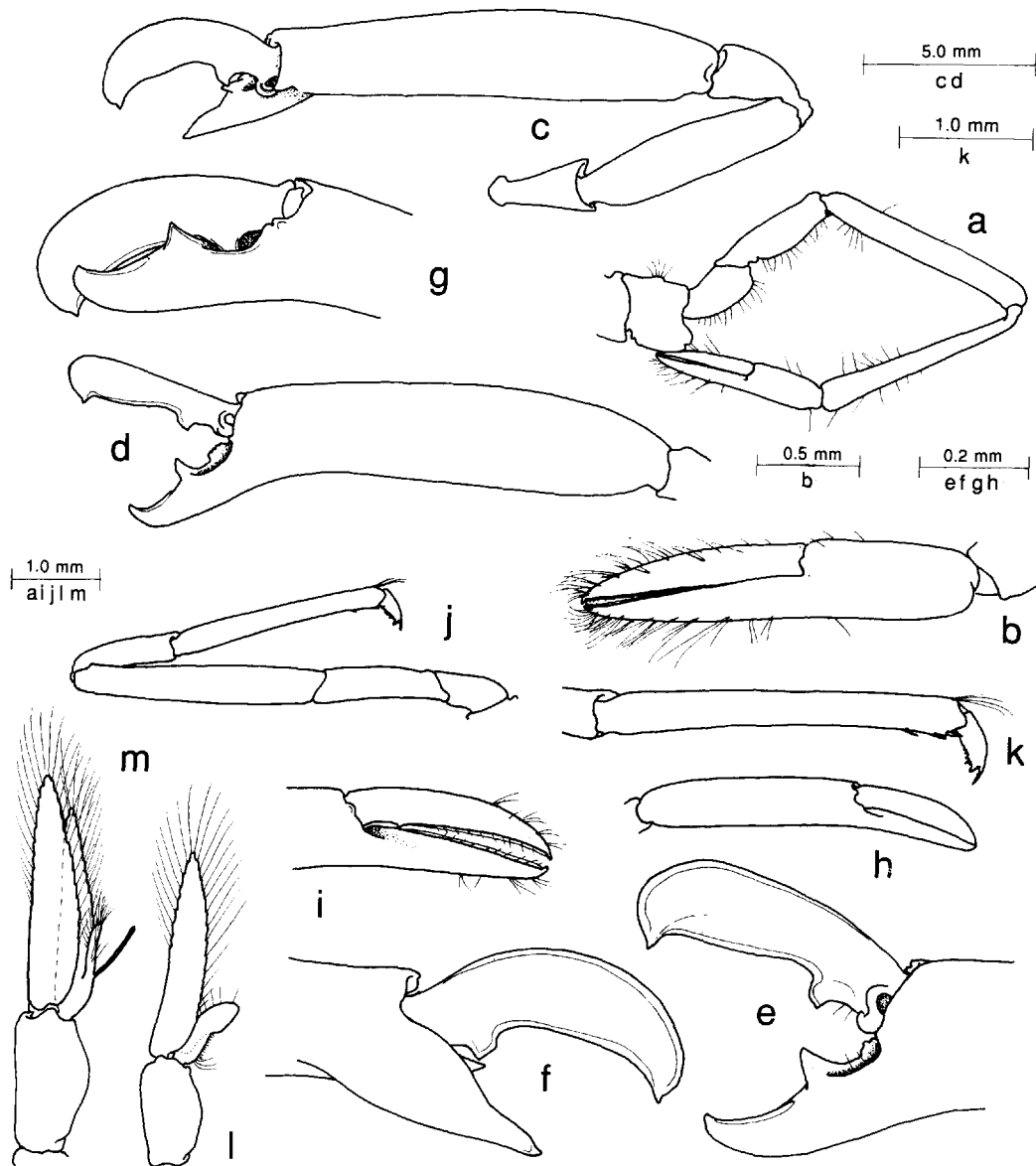


FIG. 62. — *Amphipontonia kanak* gen. nov., sp. nov. : a, first pereiopod; b, same, chela; c, major second pereiopod; d, same, chela; e, same, fingers, medial; f, same, lateral; g, same, medial; h, minor second pereiopod, chela; i, same, fingers; j, third pereiopod; k, same, propod and dactyl; l, first pleopod; m, second pleopod.

a-b, d-f, j-m : allotype, ♂; c, g-i : holotype, ♀.

Ambulatory pereiopods slender, third exceeding scaphocerite by about length of dactyl; dactyl of male third pereiopod with unguis distinct, about 3.0 times longer than proximal width, conical, feebly curved, about 0.55 of corpus length, corpus strongly compressed, about 2.0 times longer than deep, with large acute compressed distoventral accessory tooth, ventral margin straight or feebly convex with six small very acute teeth over distal half; propod about 5.0 times dactyl length, 8.75 times longer than central width, slightly compressed, proximally and distally expanded, with three sharp single spines distoventrally, numerous long flexible setae; carpus about 0.5 of propod length, with distodorsal lobe, unarmed; merus about 1.2 times propod length, 6.3 times longer than central width, unarmed; ischium about 0.55 of meral length, 4.0 times longer than distal width; basis and coxa normal. Fourth and fifth pereiopods similar. Female third ambulatory dactyl with four acute ventral teeth only, in addition to distoventral accessory tooth, fourth pereiopod with three only; otherwise as in male.

Branchial formula	Maxillipeds			Pereiopods				
	1	2	3	1	2	3	4	5
Pleurobranchs	-	-	-	+	+	+	+	+
Arthrobranchs	-	-	r	-	-	-	-	-
Podobranchs	-	-	-	-	-	-	-	-
Epipods	+	+	+	-	-	-	-	-
Exopods	+	+	+	-	-	-	-	-

Male first pleopod with basipodite robust, about 1.9 times longer than broad, endopod about 0.8 of basipodite length, 3.5 times longer than central width, distal third expanded medially, without accessory lobe, proximal 0.6 of medial margin with three plumose setae proximally, fourteen slender simple spinules along remainder, distal medial margin unornamented, distal half of lateral margin with six short plumose setae; exopod about 2.5 times endopod length, 5.0 times longer than central width. Male second pleopod with basipodite 2.0 times longer than wide, 1.3 times longer than first pleopod basipodite, endopod about 5.3 times longer than wide with appendices at 0.13 of medial length; appendix masculina reaching to about 0.5 of endopod length, subcylindrical, about 6.5

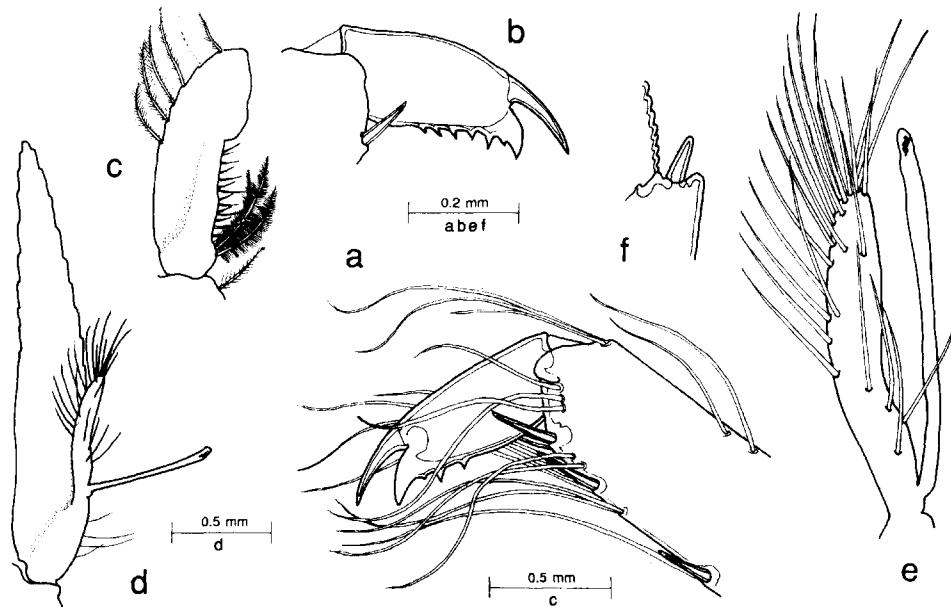


FIG. 63. — *Amphipontonia kanak* gen. nov., sp. nov. : a, fourth pereiopod, distal propod and dactyl; b, third pereiopod, same without setae; c, first pleopod, endopod; d, second pleopod, endopod; e, same, appendix masculina and appendix interna.

a : holotype, ♀; b-e : allotype, ♂.

times longer than central width, with about ten slender simple spines along ventromedial margin, six ventral, one proximolateral and six distal spines; appendix interna elongate, slender, about 25 times longer than central width, exceeding appendix masculina, with few distal concinnuli.

Uropod distinctly exceeding telson; protopodite with distolateral lobe rounded; exopod about 2.2 times longer than broad, lateral margin convex, non-setose, with very small distolateral tooth, with larger blunt mobile spine medially; endopod subequal to exopod length, about 2.7 times longer than width.

Ova moderately numerous, small.

MEASUREMENTS (mm). — *Holotype female*: carapace length, 5.2; rostrum and carapace, 7.3; total body length (approx.), 17.0; major second pereopod chela, 14.0; minor second pereopod chela, 5.7.

Allotype male: carapace length, 8.0; carapace and rostrum, 4.0; total body length (approx.) 28.0; major second pereopod chela, 18.6.

Paratype female: carapace length, 5.2; carapace and rostrum, 6.71; total body length (approx.) 17.0; major second pereopod chela, 13.0; minor second pereopod chela, 5.8; length of ovum, 0.6.

ETYMOLOGY. — *Kanak*, traditional local name for inhabitant of New Caledonia, used in apposition.

REMARKS. — The specimens of *Amphipontonia kanak* were collected during the CHALCAL 2 operations off New Caledonia. The pair of specimens were reportedly found in association with an antipatharian host, *Antipathes* sp. or *Parantipathes* sp., presumably in association, but no details of the precise locality or depth were recorded. The single ovigerous female was found in an ascidian host by Dr Claude MONNIOT, who identified the host as a specimen of *Corynascidia alterna*. It seems most unlikely that *A. kanak* could live in association with such disparate hosts. In favour of an association with an ascidian host is the close relationship of the genus *Amphipontonia* to *Pontonia*, of which most Indo-West Pacific species are normally found in association with ascidian hosts. However many of these species tend to be of a robust, squat conformation, with stout or compressed chelae on the second pereopods, and it appears unlikely that a species with elongate, slender chelae would be satisfactorily accommodated within an ascidian host. In contrast, *Pontonia*-like species do not generally occur in association with antipatharian or other coelenterate hosts. The capture of a heterosexual pair on an antipatharian does suggest that such an association may not be merely accidental. The slender ambulatory pereopods in *Amphipontonia* also suggests a more active lifestyle than in most *Pontonia* species, which may indicate a more chirostyliid-like association. An unidentified shrimp (*Pontonia* sp.) has been illustrated in association with a coelenterate host, off Okinawa, Japan, and shows some general similarity to the morphology of *Amphipontonia*. The specimen was unfortunately not collected, but shows that such an association may be expected (MASUDA *et al.*, 1986).

The major second pereopod in *Amphipontonia* is quite unlike that of any other known pontoniine shrimp. There is some slight resemblance to the feebly developed major second pereopod in *Hamodactylus boschmai* Holthuis, an associate of alcyonarians, in which the relatively large curved dactylus greatly overreaches the reduced fixed finger, but in this species the whole chela is especially feebly developed for a pontonine shrimp. In the genera *Anchistus*, *Paranchistus* and *Neoanchistus*, the major second pereopod chela also has a strongly curved hooked dactylus, but the fixed finger is not reduced, and the dactyl is not strongly enlarged and compressed as in *Amphipontonia*, in which both fingers are also noticeably depressed. The ischiomeral articulation resembles a ball-and-socket joint and shows an unusually high degree of mobility, not found in most other pontoniine shrimps, in which it is generally semi-rigid.

Genus *ALTOPONTONIA* Bruce, 1990

Altopontonia disparostris Bruce, 1990

Altopontonia disparostris Bruce, 1990b : 192-202, figs 25-33, 39 k.

MATERIAL EXAMINED. — **Loyalty Islands**. BIOCAL : stn DW 44, 22°47.0'S, 167°14.0'E, 440-450 m, 30 August 1985 : 1 ♂ (MNHN-Na 12016). — Stn CP 45, 22°47.0'S, 167°15'0'E, 430-465 m, 30 August 1985 : 2 ♀, 2 ovig. ♀ (MNHN-Na 12015).

New Caledonia. MUSORSTOM 4 : stn DW 162, 18°35.0'S, 163°10.3' E, Entrecasteaux Reefs, 525 m, 16 September 1985 : 1 ovig. ♀ (MNHN-Na 12019). — Stn 181, 18°57.2 'S, 163°22.4' E, 350 m, 18 September 1985 : 5 ovig. ♀, 1 ? juvenile ♀ (MNHN-Na 12018). — Stn DW 196, 18°55.0'S, 163°23.7'E, 450 m, 20 September 1985 : 2 ♀ (MNHN-Na 12020). — Stn DW 222, 22°57.6' S, 167°33.0' E, 410-440 m, 30 September 1985 : 3 ovig. ♀ (MNHN-Na 12017).

REMARKS. — Previously known only from the nine type specimens from 410-503 m off New Caledonia, the additional fifteen specimens indicate that this species is relatively common, although its host animal unfortunately remains unknown. The records from 350 m and 525 m provide a small increase in the recorded bathymetric range.

The specimens agree generally with the previous description, scarcely surprising as some of them were from the same stations as some of the type material (stns DW 44, CP 45).

DISTRIBUTION. — Type locality : New Caledonia, 23°03.0'S, 167°19.0'E, 503 m. Known only from New Caledonian waters.

Genus *MESOPONTONIA* Bruce, 1967

Mesopontonia gorgoniophila Bruce, 1967

Restricted synonymy :

Mesopontonia gorgoniophila Bruce, 1969 : 13-23, figs 5-9.

MATERIAL EXAMINED. — **New Caledonia.** MUSORSTOM 4 : stn 153, 19°04.2'S, 163°21.2'E, 235 m, 14 September 1985 : 1 ovig. ♀ (MNHN-Na 12008).

REMARKS. — The single specimen is complete, with both second pereopods and has a carapace length of 2.5 mm, with a rostral dentition of 1 + 8/2. It shows no significant differences from the original description.

DISTRIBUTION. — Not previously recorded from New Caledonian waters. Type locality : South-China Sea, 21°47.7'N, 116°28.5'E to 21°42.0'N, 116°30.0'E, 117-131 m. Also known from the Coral Sea, 270 m, and the Philippine Islands, 130-137 m.

Mesopontonia gracilicarpus Bruce, 1990

Fig. 64

Mesopontonia gracilicarpus Bruce, 1990b : 202-211, figs 34-37, 39 l-m.

MATERIAL EXAMINED. — **New Caledonia.** MUSORSTOM 4 : stn 222, 22°59.6'S, 167°33.0'E, Isle of Pines, 410-440 m, 30 September 1985 : 1 ♂, 2 ovig. ♀ (MNHN-Na 12013); 1 ovig. ♀ (NTM Cr. 8217).

Chesterfield Islands. MUSORSTOM 5 : stn 339, 19°53.4'S, 158°37.9'E, 380-395 m, 16 October 1986 : 1 ♀ (MNHN-Na 12014).

REMARKS. — The present specimens agree well with the description of the ovigerous female holotype, the only previously known specimen.

The single male specimen has a carapace length of 3.6 mm and a rostral dentition of 1 + 9/2. The ovigerous females have carapace lengths of 3.7 - 4.4 mm and a rostral dentition of 1 + 10/3. The female, probably immature, has a carapace length of 2.9 mm and a rostral dentition of 1 + 9/2, with the extended second pereopods of subequal length. The male specimen lacks both second pereopods. The rostrum reaches only to the end of the intermediate segment of the antennular peduncle, with the first two teeth semiarticulate. The first pleopod has the basicerite about 2.0 times longer than wide, with the endopod about 0.9 of the basipodite length, 2.7 times longer than central width, very feebly expanded distally, with vestigial distomedial lobule, proximal medial margin with three

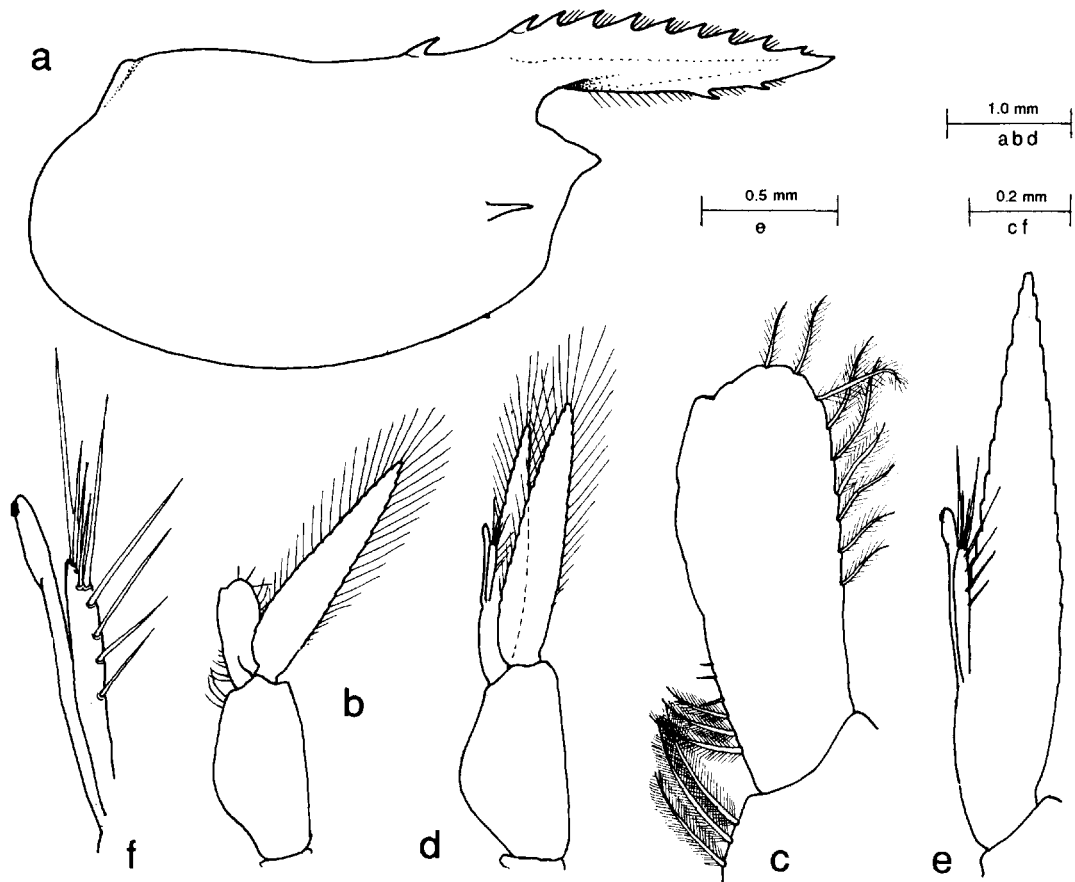


FIG. 64. — *Mesopontonia gracilicarpus* Bruce, ♂, MUSORSTOM 4, stn DW 222, 410-440 m : a, carapace and rostrum; b, first pleopod; c, same, endopod; d, second pleopod; e, same, endopod; f, same, appendix masculina and appendix interna.

robust densely plumose setae proximally and three small simple spinules distally, distolateral margin with nine short feebly plumose setae. Second pleopod with basipodite 1.1 times first basipodite length, 1.8 times longer than wide; endopod about 1.3 times basipodite length, 6.0 times longer than wide, with appendices at 0.33 of medial margin length, appendix masculina reaching to about 0.5 of endopod length, subcylindrical, 7.0 times longer than central width, with single long robust simple spine distally, subequal to corpus length, with five stout ventrolateral spines, simple, of decreasing length proximally, with three shorter, more slender distomedial spines near the tip; appendix interna slender, distinctly exceeding appendix masculina; exopod subequal to endopod length, 5.0 times longer than wide.

DISTRIBUTION. — Type locality : New Caledonia, 22°56'S, 167°14'E, 398-410 m. Known only from New Caledonian waters.

Mesopontonia monodactylus sp. nov.

Figs 65-69

MATERIAL EXAMINED. — Loyalty Islands. BIOCAL : stn DW 83, 20°35.0'S, 166°54.0'E, Uvéa, 460 m, 6 September 1985 : 1 ♂, 5 ovig. ♀ [holotype ♀ (MNHN-Na 12011); allotype ♂, 3 paratype ♀ (MNHN - Na 12012); 1 paratype ♀ (NTM Cr. 007921)].

DESCRIPTION. — Small sized pontoniine shrimps of moderately slender, subcylindrical body form.

Carapace smooth, glabrous; rostrum well developed, slender, acute, compressed, slightly upturned, reaching to about end of antennular peduncle, about 0.9 of carapace length, dorsal carina well developed, straight or feebly concave in female, feebly convex in male, with 8-9 slender acute dorsal teeth in female, 8 in male (with tip missing), lateral carinae feebly developed, slightly expanded posteriorly, ventral carina feebly developed, with two acute teeth in female, both on distal half, with single tooth in male; dental interspaces feebly setose; epigastric tooth present, at about 0.2 of carapace length, supraorbital spines absent, orbit feebly developed, inferior orbital angle acutely produced, antennal spine absent, hepatic spine large, slender, reaching to or exceeding anterolateral margin of carapace, arising from level only slightly posterior to orbital margin; anterolateral margin of branchiostegite feebly produced, bluntly angular or rounded.

Abdomen smooth, glabrous; third abdominal segment not posteriorly produced, non-carinate; pleura of first three segments broadly rounded, fourth angularly produced, blunt, fifth small, rounded, fifth segment about 0.6 of sixth segment length, sixth segment compressed, about 2.0 times longer than deep, uniform, posteroventral angle small, subacute, posterolateral angle larger, acute. Telson about 1.4 times sixth segment length, slender, 3.75 times longer than anterior width, lateral margins sublinear, convergent, with two pairs of well developed submarginal dorsal spines at about 0.45 and 0.75 of telson length; posterior margin angulate with feeble acute median process, with three pairs of posterior spines, lateral spines small, subequal to dorsal spines, submedian spines long, robust, about 3.5 times lateral spine length, 0.2 of telson length, submedian spines slender, about 0.5 of submedian spine length, setulose.

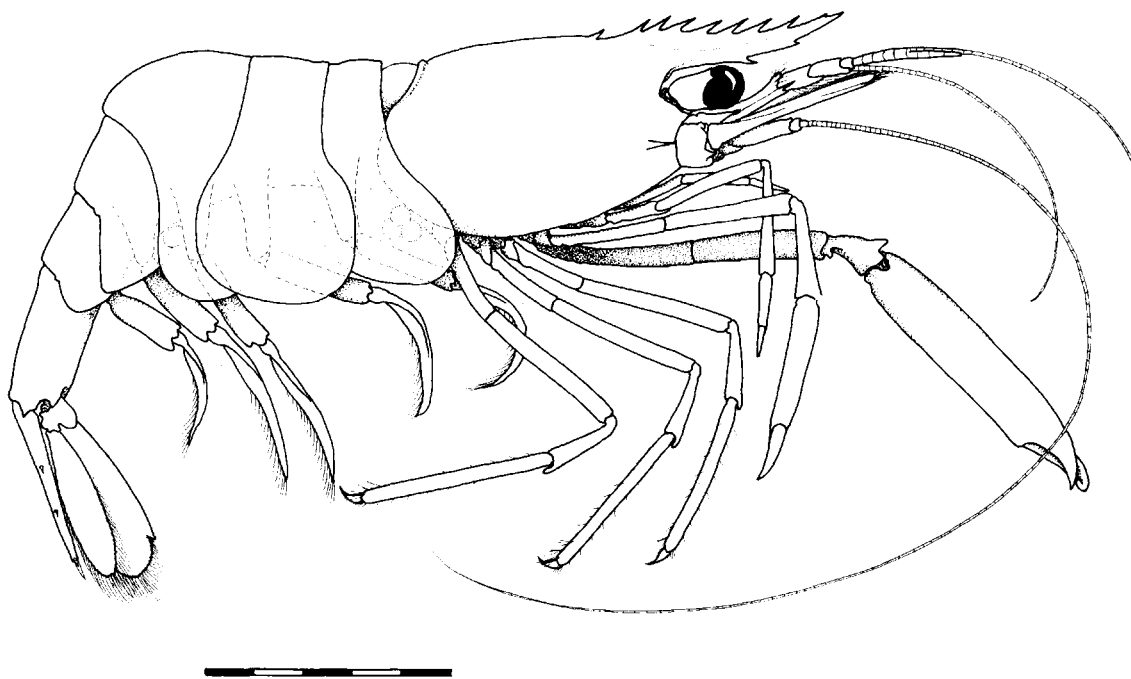


FIG. 65. — *Mesopontonia monodactylus* sp. nov., holotype, ♀, BIOCAL, stn DW 83, Loyalty Islands, 460 m. Scale bar in millimeters.

Eye with large well pigmented globular cornea, with distinct dorsal accessory pigment spot; corneal diameter about 1.8 of carapace length; stalk about as wide as long, slightly compressed, width less than corneal diameter.

Antennular peduncle reaching to about end of rostrum, distinctly shorter than distal margin of scaphocerite; proximal segment about 2.0 times longer than broad, medial margin straight, with small acute ventral tooth at 0.5 of length, lateral margin feebly convergent distally, sinuous, with well developed distolateral lobe with large acute tooth laterally (two teeth on one side in one ovigerous female), lateral tooth reaching to about level of distal

margin of lobe, with medial tooth far exceeding lobe, stylocerite slender, acute, reaching to about 0.5 of segment length; statocyst normal with granular statolith; intermediate segment about 0.3 of proximal segment length, 1.6 times longer than wide, with narrow setose lateral lamella, obliquely articulated with distal segment; distal

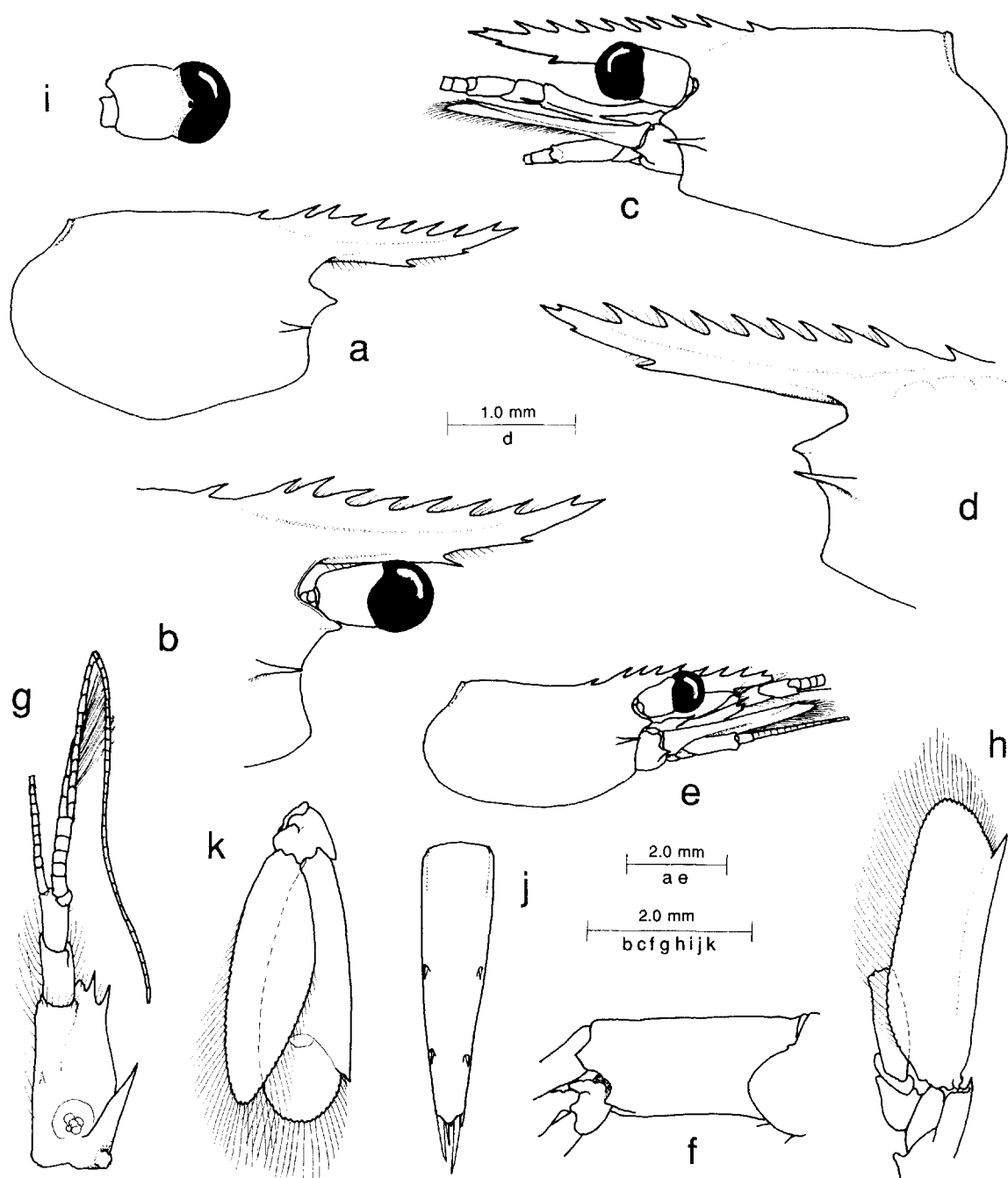


FIG. 66. — *Mesopontonia monodactylus* sp. nov. : a, carapace and rostrum; b, anterior carapace, rostrum and eye; c, carapace, rostrum, eye and antennal peduncle; d, anterior carapace and rostrum; e, carapace, rostrum, eye and antennal peduncles; f, sixth abdominal segment; g, antennule; h, antenna; i, eye; j, telson; k, uropod.

a-b, i : holotype, ♀; c-d, f-h, j-k : paratype, ♀; e : allotype, ♂.

segment about 1.1 times intermediate segment length, 2.4 times longer than broad; upper flagellum biramous with proximal five segments fused, shorter free ramus with five segments, longer free ramus slender, subequal to carapace length; lower ramus slender, about 1.5 times carapace length; with about 17 groups of aesthetascs.

Antenna with robust basicerite, with strong acute distolateral tooth, carpocerite short, stout, about 3.3 times longer than wide, reaching to about 0.4 of scaphocerite length, flagellum long, slender, about 5.0 times carapace length; scaphocerite extending well beyond rostrum and antennular peduncle, about 0.85 of carapace length, 3.3 times longer than central width, broad, sides subparallel, lateral margin feebly concave, with stout acute lateral tooth at 0.8 of length, far exceeded by broadly rounded distal margin of lamella.

Epistome without horns, with small rounded lateral prominence. Third thoracic sternite with thickened transverse ridge, fourth sternite without median process, with stout transverse ridge with deep median notch, fifth with narrower transverse ridge with smaller median notch; posterior sternites moderately broad, unarmed.

Mandible (right) with robust corpus, without palp; molar process stout, obliquely truncate distally with five low teeth, with setose lobe posteriorly, incisor process short, tapering distally, oblique, with three acute teeth, smallest tooth centrally, distomedial margin with three small acute denticles distally, with two minute spinules proximally. Maxillula with distinctly bilobed palp, lobes subequal, lower lobe with small ventral tubercle, with short simple seta; upper lacinia normal, distally truncate, with about 7-8 slender simple spines and setae distally; lower lacinia short, stout, tapering distally with numerous long setae. Maxilla with stout, non-setose, distally blunt palp; basal endite bilobed, upper lobe slightly broader than lower, with about 10, 12 short simple distal setae respectively; coxal endite obsolete, medial margin slightly produced, convex, non-setose; scaphognathite 3.0 times longer than broad, posterior lobe 2.5 times longer than anterior width, anterior lobe about 1.5 times longer than wide, linguiform, medial margin feebly concave. First maxilliped with slender tapering palp, slightly exceeding anterior margin of basal endite, with papillose preterminal seta, basal endite broad, anterior margin rounded, medial margin straight, with numerous slender setae, separated by distinct notch from coxal endite, thickened, sparsely setose; exopod with flagellum slender, with six long plumose terminal setae, caridean lobe well developed, broad; epipod triangular, feebly bilobed. Second maxilliped with normal endopod; dactylar segment about 2.4 times longer than broad, with dense rows of distally serrulate spines, propodal segment broad, with distomedial margin feebly produced, with long simple spines; carpal segment ventromedially angulate, ischiomerus and basis normal, without special features; exopod with normal slender flagellum, with six long plumose setae distally; coxa medially produced, thickened, with small simple epipod laterally, without podobranch. Third maxilliped with endopod robust, reaching to about middle of carpocerite, ischiomerus completely fused to basis, combined segment about 5.3 times longer than broad, subuniform, bowed, feebly compressed distally, lateral margin sparsely setose, without distolateral spines, medial margin with sparse longer setae, dorsal portion convex medially, separated by small notch from ischial region, proximal ischial region with submarginal row of short plumose setae; penultimate segment subcylindrical, about 0.6 of combined proximal segment length, 4.5 times longer than proximal width, sparsely setose medially, with simple setae; terminal segment about 0.45 of combined proximal segment length, 4.0 times longer than proximal width, with about six transverse rows of short serrulate spiniform setae ventrally; exopod completely lacking; coxa with small rounded medial lobe, with rounded lateral plate; with rudimentary arthrobranch. Paragnaths with well developed, subrectangular alae, corpus short, broad without carinae.

First pereopod slender, exceeding antennular peduncle by about half chela length; chela with palm subcylindrical, tapering slightly distally, about 3.5 times longer than proximal depth, with four transverse rows of short serrulate setae proximoventrally; fingers slender, compressed, about 0.5 of palm length, with small acute tips; dactylus about 5.0 times longer than proximal depth, with sharp entire cutting edge over distal half, fixed finger similar, with small distal lateral lamella only; with numerous short curved distal setae; carpus about 1.45 times chela length, 7.0 times longer than distal width, tapering proximally, with small group of serrulate distoventral setae; merus subequal to carpus length, about 8.5 times longer than central width, uniform; ischium obliquely articulated with merus, about 0.5 of merus length, 4.0 times longer than deep, compressed, feebly carinate ventrally, non-setose, obliquely articulated with basis; basis about 0.45 of chela length, ventral margin straight; coxa normal, without ventromedial process.

Second pereopods well developed, unequal, feebly dissimilar. Major second pereopod exceeding antennal peduncle by length of chela; chela about 1.25 times carapace length, with palm subcylindrical, smooth,

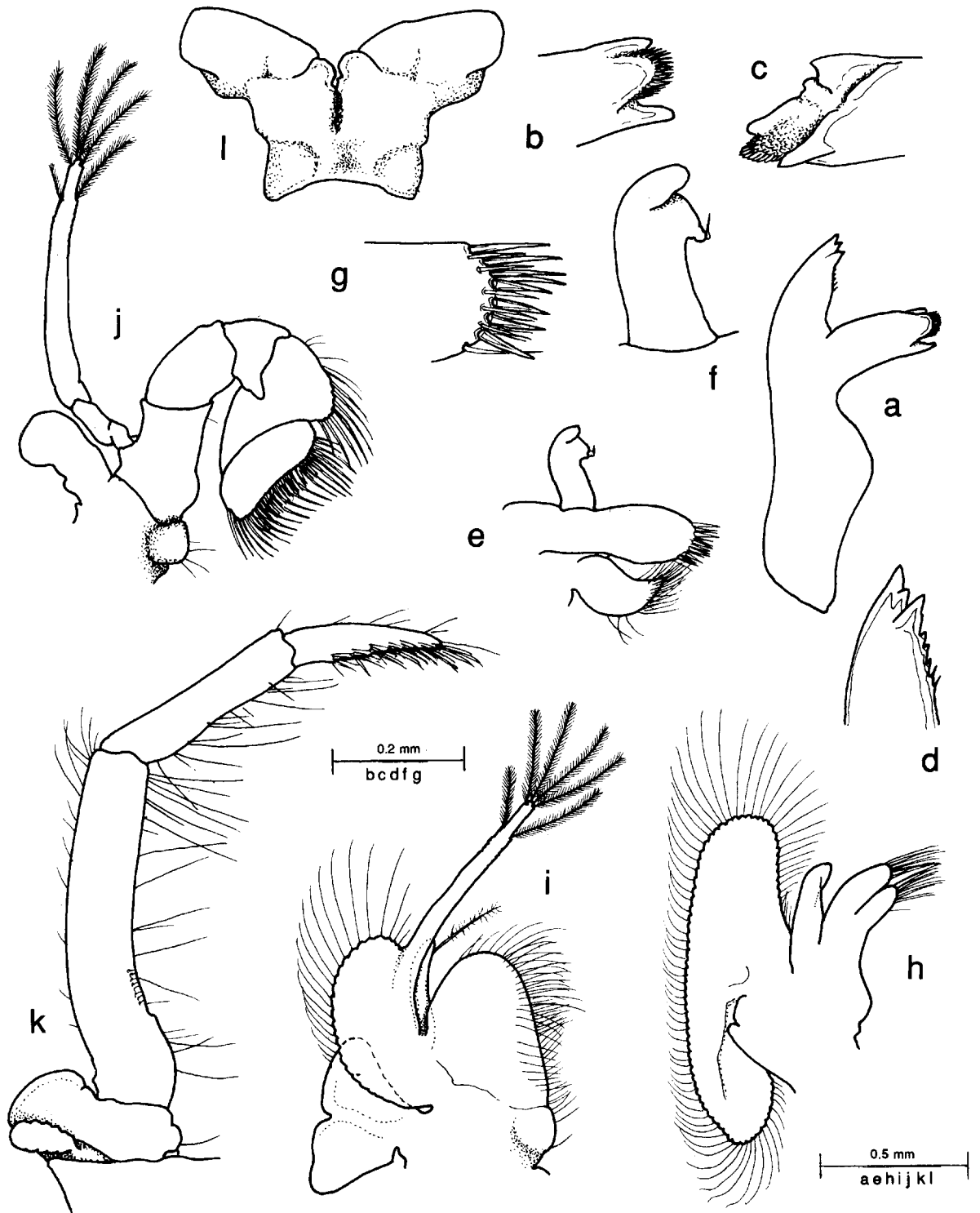


FIG. 67. — *Mesopontonia monodactylus* sp. nov., paratype, ♀ : a, mandible; b-c, same, molar process, ventral and anterior aspects; d, same, incisor process; e, maxillula; f, same, palp; g, same, distal upper lacinia; h, maxilla; i, first maxilliped; j, second maxilliped; k, third maxilliped; l, paragnaths.

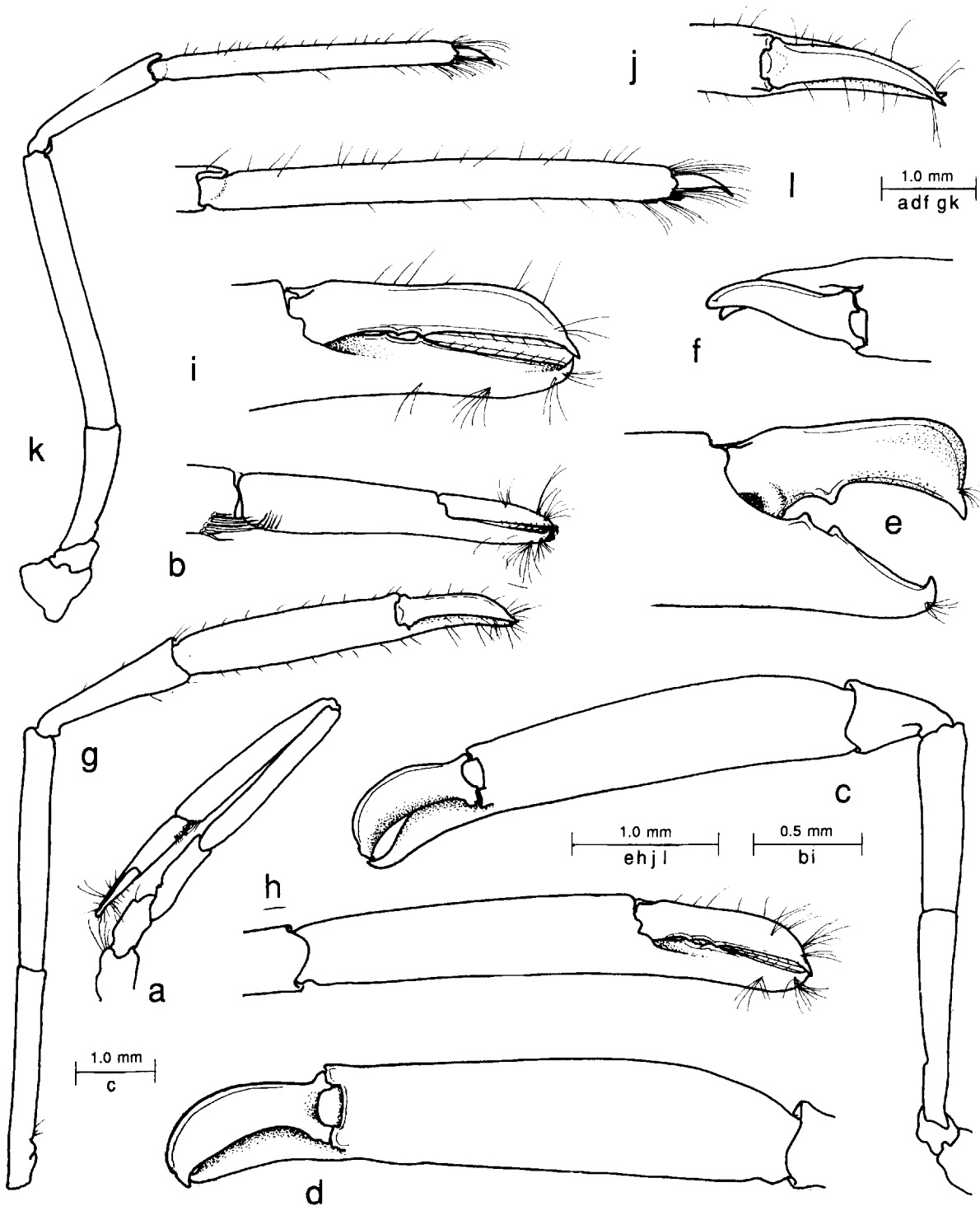


FIG. 68. — *Mesopontonia monodactylus* sp. nov. : a, first pereiopod; b, same, chela; c, second pereiopod; d, same, chela; e, same, fingers, medial; f, same, dorsal; g, minor second pereiopod; h, same, chela; i, same, fingers; j, same, dorsal; k, third pereiopod; l, same, propod and dactyl.
 a, b, g-l : paratype, ♀; c-f : holotype, ♀.

non-setose, slightly oval proximally, 4.0 times longer than proximal width, tapering slightly distally, fingers about 0.35 of palm length, dactylus with well developed dorsolateral flange, acute projecting tip, stout concave cutting edge, with single stout, short acute tooth proximally, about 2.7 times longer than proximal depth, twisted; fixed finger similar, tip strongly hooked, with two acute teeth proximally, without flange; carpus short, stout, unarmed, distally excavate, 1.4 times longer than distal width, about 0.28 of palm length; merus about 0.5 of palm length, smooth, 3.5 times longer than distal width, slightly broadened distally, unarmed; ischium about 1.2 times merus length, 5.5 times longer than distal width, tapering proximally, unarmed; basis and coxa normal, without special features. Minor second pereiopod exceeding antennular peduncle by length of chela; chela about

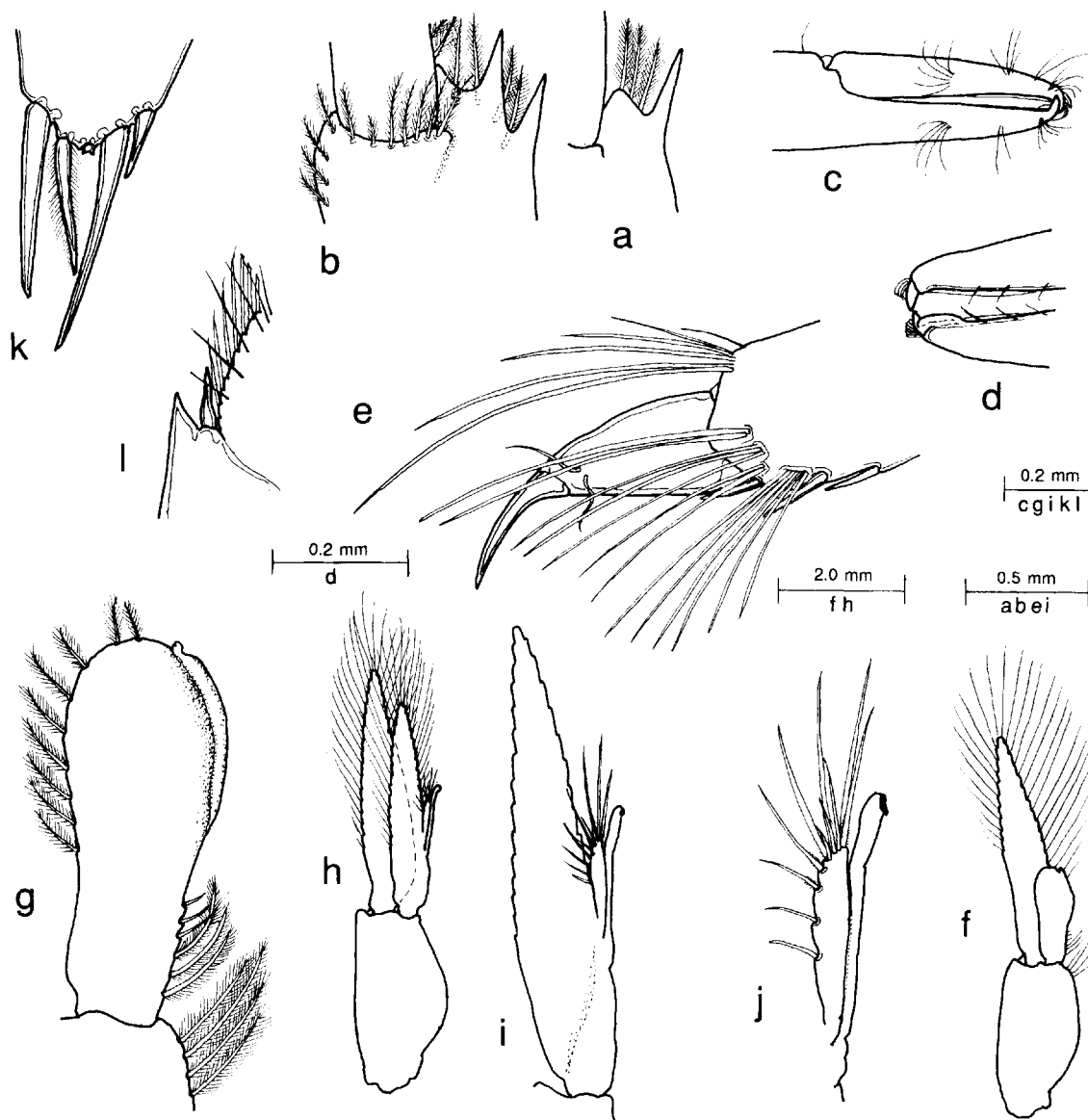


FIG. 69. — *Mesopontonia monodactylus* sp. nov. : a, antennular peduncle, proximal segment, distal margin; b, same, distolateral angle; c, first pereiopod, fingers; d, same, tips of fingers; e, third pereiopod, dactyl and distal propod; f, male first pleopod; g, same, endopod; h, male second pleopod; i, same, endopod; j, same, appendix masculina and appendix interna; k, telson, posterior spines; l, uropod, exopod, distolateral angle.

a : holotype, ♀; b-e, k-l : paratype, ♀; f-j : allotype, ♂.

0.75 of carapace length, 0.6 of major palm length; palm about 4.3 times longer than distal width, feebly tapering proximally, fingers about 0.5 of palm length, dactylus with acute projecting tip, with two small acute teeth proximally, sharp entire cutting edge distally, with feeble lateral flange, fixed finger with hooked tip, two small acute teeth proximally; carpus about 3.3 times longer than distal width, 0.5 of chela length, 0.7 of palm length, tapering proximally, feebly excavate distally, unarmed; merus slender, 7.0 times longer than central width, subuniform, unarmed, subequal to palm length; ischium slender, about 0.9 of merus length, 8.0 times longer than distal width, unarmed; basis and coxa without special features. The male allotype lacks both second pereopods.

Ambulatory pereopods slender, third pereopod exceeding scaphocerite by dactyl and half of propod, dactyl small, compressed, about 0.13 of propod length, unguis distinct, slender, curved, proximally swollen, about 3.0 times longer than basal width, corpus about 1.8 times longer than proximal width, tapering distally, with pair of distolateral sensory setae, margin convex, ventral margin straight, blunt, unarmed, without distal accessory tooth; propod about 0.7 of carapace length, about 11.5 times longer than wide, uniform, sparsely setose, with single distoventral spine, one preterminal ventral spine, numerous long simple setae distally; carpus about 0.5 of propod length, 5.0 times longer than distal width, with strong distolateral lobe, unarmed; merus subequal to propod length, 3.5 times longer than distal width, feebly tapered proximally; basis and coxa normal. Fourth and fifth pereopods similar. Fifth propod about 1.2 times length of third.

Male first pereopod with basipodite 2.0 times longer than broad; endopod about 1.2 times length of basipodite, 3.5 times longer than proximal width, distally expanded, 1.5 times proximal width, with thickened distomedial margin with small distal process, proximal medial margin with nine short plumose setae proximally, three slender spinules distally, distolateral margin with nine short plumose setae, exopod 5.5 times longer than wide, 2.3 times endopod length. Second pleopod with basipodite 2.0 times longer than broad, 1.2 times first basipodite length; endopod 6.0 times longer than wide, 1.2 times basipodite length, with appendices at about 0.33 of medial margin length; appendix masculina with corpus about 0.2 of endopod length, subcylindrical, slightly swollen distally, about 5.0 times longer than distal width, with seven simple, distomedial spines, of distally increasing length, with distoventral row of four shorter spines, longest spines subequal to corpus length; appendix masculina slender, exceeding corpus length of appendix masculina, with few distal cincinnuli.

Uropod reaching to end of telson; protopodite with rounded distolateral lobe; endopod about 3.0 times longer than broad, lateral margin feebly convex, with acute posterolateral tooth at 0.8 exopod length, with slender short mobile spine medially, diaeresis distinct; endopod about 0.9 of exopod length, broad, 3.1 times longer than wide.

Ova numerous and small.

MEASUREMENTS (mm). — *Holotype female* : carapace length, 4.74; carapace and rostrum, 8.5; total body length (approx.), 23.0; major second pereopod chela, 6.1; minor second pereopod chela, 5.7.

Male allotype : carapace length, 3.4; carapace and rostrum, 6.5+; total body length (approx.), 20.0+.

Ovigerous female paratypes : carapace lengths, 3.0, 4.0, 4.8, 5.0. Length of ovum, 0.5.

COLOURATION. — No data.

HOST. — *Phoronema* sp. [Phoronematidae : Hexactinella].

ASSOCIATED FAUNA. — The specimens were found in association with type specimens of *Periclimenes forcipulatus* sp. nov.

ETYMOLOGY. — *Μόνος* (Greek), single, and *δάκτυλος* (Greek), finger, with reference to the simple ambulatory dactyls.

SYSTEMATIC POSITION. — The small genus *Mesopontonia* Bruce, 1969, presently contains only two other species, both represented in the present collection. *M. monodactylus* is immediately separated from both of these species, *M. gorgoniophila* Bruce and *M. gracilicarpus* Bruce, by the lack of an accessory tooth on the dactylus of the ambulatory pereopods. *M. monodactylus* may also be distinguished from *M. gracilicarpus* by the lack of the elongated slender minor second pereopod found in that species, and from *M. gorgoniophila* by the shorter and more upturned rostrum.

REMARKS. — *Mesopontonia gorgoniophila* has been found in association with the gorgonian hosts, *Melithea* sp. and *Acabaria* sp. (BRUCE, 1967) and the host of *M. gracilicarpus* is as yet unknown. The association of *M. monodactylus* with a sponge host is therefore surprising as commensal pontoniine shrimps do not usually cross phylar boundaries in the selection of their hosts at generic level, excepting, of course, the genus *Periclimenes*. The association of six specimens with the host sponge renders it unlikely that the association was accidental. The absence of the accessory tooth on the ambulatory dactyl, in association with a sponge host, is also surprising, as a majority of pontoniine sponge associates are provided with an accessory tooth in this position. The lack of this tooth also requires the revision of the generic diagnosis of *Mesopontonia* to include species with the dactyl of the ambulatory pereiopods simple or biunguiculate.

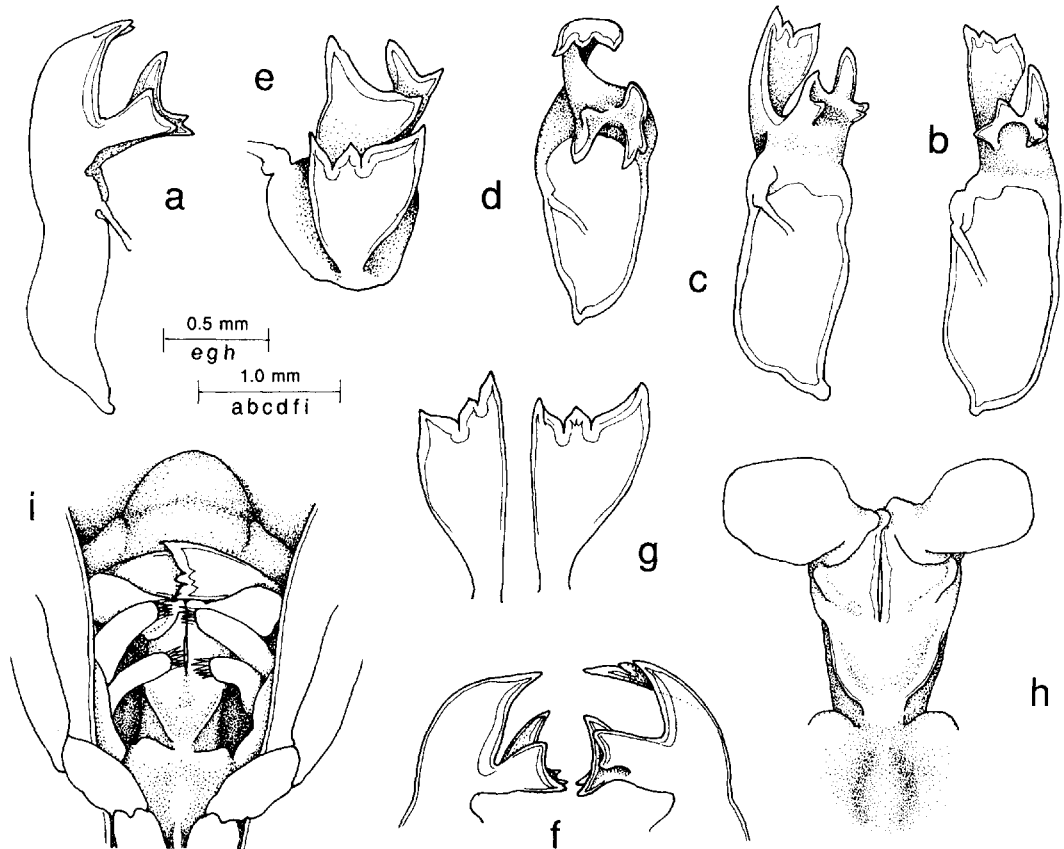


FIG. 70. — *Anchistioides willeyi* (Borradaile), ♂, CHALCAL 1, stn D 29, Chesterfield Islands, 100 m : a, right mandible; b-e, same, further views; f, right and left molar and incisor processes, anterior aspect; g, right and left incisor processes, ventral aspect; h, paragnaths; i, paragnaths, *in situ*, maxillipeds removed.

Family ANCHISTIOIDIDAE

Genus *ANCHISTIOIDES* Paulson, 1875

Anchistioides willeyi (Borradaile, 1899)

Fig. 70

Restricted synonymy :

Palaemonopsis willeyi Borradaile, 1899 : 410, pls 36, 37, fig. 7.

Anchistioides willeyi - GORDON, 1935 : 345, figs 23a, 24 a. — BRUCE, 1990b : 211.

MATERIAL EXAMINED. — **Chesterfield Islands**. CHALCAL 1 : stn D 29, 19°30.6'S, 158°31.1'E, 100 m, 10 July 1984 : 1 ♂ (MNHN-Na 12009).

REMARKS. — The single specimen has a carapace length of 7.7 mm and a rostral dentition of 6/3, with the rostrum reaching the distal end of the lamella of the scaphocerite, which is exceeded by the distolateral spine. The second pereopods are of the long-fingered form (BRUCE, 1990) with the fingers about 1.09 times the palm length.

The mandible has been briefly described and illustrated by HOLTHUIS (1952), who noted that the molar process bears some rather sharp knobs and is devoid of spines. The mandibles are moderately asymmetrical and the molar processes present a very characteristic appearance, unlike most palaemonid shrimps. The knobs of the molar process consist of a smaller ventral pair and a larger dorsal triad, both more or less concave on their inner surfaces and separated by a deep open notch posteriorly. The processes are more strongly developed on the right molar process than on the left, but the left incisor process is larger and broader than the right. The molar processes are completely devoid of spines or setae. In the left incisor process, the anterior tooth is considerably enlarged, whereas in the right incisor process the posterior tooth is elongated. Both incisor processes are strongly twisted so that the flattened distal portion lies in a horizontally transverse plane, largely outside the paragnath, with the larger right process overlying the smaller right process, and fully exposed ventrally. The paragnaths have well developed alae. The corpus is well developed, twice as long as broad, with a deep anterior fissure. The posterior half bears oblique, posteriorly convergent lateral carinae, enclosing a flat or feebly concave central region. The fourth thoracic sternite bears a low longitudinal medial carina. All posterior thoracic sternites are narrow and unarmed.

DISTRIBUTION. — Not previously recorded from the Chesterfield Islands. Type locality : Ralun, New Britain. Also known from Zanzibar; Tanganyika; Kenya; Madagascar, 42 m; Maldives Islands, Philippine Islands; South China Sea, 73-82 m; Australia and New Caledonia, 127 m, mainly from shallow waters.

DISCUSSION

The recent status of knowledge of deep-sea palaemonid shrimps was briefly reviewed by BRUCE (1990b), when 33 identified species of 11 genera were noted as occurring in the Indo-West Pacific region. The present study has added one further new genus, *Amphipontonia*, eight new species of *Periclimenes*, one new species of *Mesopontonia* and one of *Periclimenaeus*. Three species previously reported from shallower New Caledonian waters are now also recorded for the first time from over 100 m depth. These additions are included in the following chronological tabulation of Indo-West Pacific benthic palaemonid shrimps presently known to occur in depths of over 100 m. It is noteworthy that the "Challenger" Expedition (1873-1876), with its extensive programme of deep-sea dredging and trawling, obtained only a single example of a palaemonid shrimp from over 100 m depth. This specimen, originally described as *Palaemonella orientalis* by BATE (1888), was subsequently renamed as *P. batei* by BORRADAILE (1917), and more recently shown to be a *Periclimenes* by HOLTHUIS (1959). The specimen is very small and probably an early post-larval stage, possibly of a adult species known under another name. BATE considered it to have been caught near the surface, and may well have been correct, but does not give his reason for his statement. Its status as a member of the deep-sea palaemonid fauna seems rather dubious. However, no information on the larval life history of the deep-sea palaemonids is available, and where the larvae pass their time is unknown. The ova so far noted do not differ significantly in size from those of shallow-water palaemonid shrimps and so the larvae may be expected to have a full series of unabbreviated stages, followed by the early settlement on the appropriate host of the post-larvae, in the case of the commensal species.

Eight genera are now known with representative species occurring at over 200 m, (principally of the genus *Periclimenes*, with 26 taxa). Four of these genera, *Palaemonella*, *Periclimenes*, *Periclimenaeus* and *Pontonia* also occur abundantly in shallow water, and the other genera, *Altopontonia*, *Amphipontonia*, *Mesopontonia* and *Plesiopontonia*, are so far known exclusively from deep waters.

TABLE 1
 CHRONOLOGICAL CHECK-LIST OF
 INDO-WEST PACIFIC DEEP-WATER PALAEMONOID SHRIMPS

Species	Authority	Date	Depth	Locality
0. [<i>Periclimenes batei</i>]	Bate	1888	200 m	Philippine Islands]
1. <i>Periclimenes laccadivensis</i>	Alcock & Anderson	1894	1285 m	Bay of Bengal
2. <i>Periclimenes hertwigi</i>	Balss	1913	205 m	Japan
3. <i>Periclimenaeus(?) natalensis</i>	Stebbing	1915	800 m	South Africa
4. <i>Periclimenes compressus</i>	Borradaile	1915	265 m	Saya de Malha
5. <i>Hamiger novaezealandiae</i>	Borradaile	1916	128 m	New Zealand
6. <i>Periclimenes alcocki</i>	Kemp	1922	743 m	Laccadive Sea
7. <i>Periclimenes latipollex</i>	"	"	155 m	Mergui Archipelago
8. <i>Dasycaris doederleini</i>	Balss	1924	130 m	Japan
9. <i>Periclimenes curvirostris</i>	Kubo	1940	300 m	Japan
10. <i>Periclimenes</i> sp., cf. <i>calmani</i>	Holthuis	1952	278 m	Indonesia
11. <i>Pontonia ascidicola</i>	"	"	120-400 m	Indonesia
12. <i>Periclimenes gorgonicola</i>	Bruce	1964	109-132 m	South China Sea
13. <i>Mesopontonia gorgoniophila</i>	"	"	117-132 m	South China Sea
14. <i>Palaemonella rotumana</i>	Bruce	1970	128 m	South China Sea
15. <i>Periclimenes macrophthalmus</i>	Fujino & Miyake	1970	145 m	Japan
16. <i>Periclimenaeus ardeae</i>	Bruce	1970	126-140 m	Western Indian Ocean
17. <i>Periclimenes</i> sp.	"	"	236-256 m	Western Indian Ocean
18. <i>Periclimenaeus robustus</i>	Bruce	1976	119-141 m	Western Indian Ocean
19. <i>Thaumastocaris streptopus</i>	"	"	121-141 m	Western Indian Ocean
20. <i>Periclimenes nilandensis</i>	Bruce	1979	117-133 m	South China Sea
21. <i>Periclimenes foresti</i>	Bruce	1981	189-209 m	Philippine Islands
22. <i>Periclimenes foveolatus</i>	"	"	187-195 m	Philippine Islands
23. <i>Periclimenes rectirostris</i>	"	"	129-134 m	Philippine Islands
24. <i>Periclimenes tosaensis</i>	"	"	129-134 m	Philippine Islands
25. <i>Periclimenes</i> sp.	King	1984	250 m	Tonga
26. <i>Periclimenes coriolis</i>	Bruce	1985a	186-184 m	Philippine Islands
27. <i>Plesiopontonia monodi</i>	"	"	299-320 m	Philippine Islands
28. <i>Periclimenes dentidactylus</i>	Bruce	1985b	592-595 m	Indonesia
29. <i>Periclimenes granuloides</i>	Hayashi	1986	130 m	Japan
30. <i>Periclimenes franklini</i>	Bruce	1990a	296-302 m	Coral Sea
31. <i>Urocaridella gracilis</i>	Bruce	1990b	125 m	New Caledonia
32. <i>Periclimenes fujinoi</i>	"	"	487-610 m	Chesterfield Islands
33. <i>Periclimenes parvispinatus</i>	"	"	200 m	New Caledonia
34. <i>Periclimenes richeri</i>	"	"	527 m	New Caledonia
35. <i>Periclimenes uniungiculatus</i>	"	"	540-600 m	New Caledonia
36. <i>Periclimenes vaubani</i>	"	"	425-670 m	New Caledonia
37. <i>Periclimenes</i> sp., (cf. <i>grandis</i>)	"	"	345 m	New Caledonia
38. <i>Pontonia monnioti</i>	"	"	285 m	Chesterfield Islands
39. <i>Altopontonia disparostris</i>	"	"	430-503 m	New Caledonia
40. <i>Mesopontonia gracilicarpus</i>	"	"	398-410 m	New Caledonia
41. <i>Anchistioides willeyi</i>	"	"	127 m	New Caledonia
42. <i>Periclimenes poupini</i>	Bruce	1990d	430-560 m	Tuamotu Archipelago
43. <i>Periclimenes pholeter</i>	Bruce	in press a	1820 m	Red Sea

44. <i>Palaemonella dolichodactylus</i>	Bruce	present	250 m	Norfolk Ridge
45. <i>Periclimenes tenuirostris</i>	"	report	110 m	New Caledonia
46. <i>Periclimenes aleator</i>	"	"	570-610 m	Loyalty Islands
47. <i>Periclimenes brevirostris</i>	"	"	500-550 m	I. Pines; Norfolk R.
48. <i>Periclimenes forcipulatus</i>	"	"	460 m	Loyalty Islands
49. <i>Periclimenes leptodactylus</i>	"	"	370-825 m	Lifu - Uvéa
50. <i>Periclimenes ordinarius</i>	"	"	260 m	New Caledonia
51. <i>Periclimenes pectinipes</i>	"	"	280 m	Norfolk Ridge
52. <i>Periclimenes platyrhynchus</i>	"	"	260 m	New Caledonia
53. <i>Periclimenes setirostris</i>	"	"	300 m	Coral Sea
54. <i>Periclimenaeus jeancharcoti</i>	"	"	375-450 m	New Caledonia
55. <i>Anchistus pectinis</i>	"	"	110 m	New Caledonia
56. <i>Amphipontonia kanak</i>	"	"	300 m	Loyalty Islands
57. <i>Mesopontonia monodactylus</i>	"	"	460 m	Uvéa

The present study has added a little information to the meagre knowledge of the hosts of the deep-sea species of palaemonoid shrimps. *Mesopontonia monodactylus* and *Periclimenes forcipulatus* are associates of hexactinellid sponges of the genus *Phoronema*. The host for *Amphipontonia kanak* is obscure, but at least there is little doubt that it is a commensal species. The probable association of *Periclimenes pectinipes* with *Gymnocrinus* is also of particular interest. The association of many stenopid shrimps with hexactinellid sponges has been long established. Although many carideans, particularly in the Pontoninae, are known as associates of non-hexactinellid sponges, associations of carideans with hexactinellids have only rarely been reported. The hippolytid shrimp *Paralebbeus zootheculatus* and the alpheid shrimps *Bannereus anomalus* and *Vexillipar repandum* are the only previously recorded examples (BRUCE & CHACE, 1986; BRUCE, 1989; CHACE, 1988). The association of *Periclimenes forcipulatus* and *Mesopontonia monodactylus* are therefore the first instances of palaemonoid-pontoninae associations with the Hexactinellida.

A key to the deep-water species was recently provided by BRUCE (1990b). However, the increased number of species now known from over 100 metres, and the inclusion of some taxa omitted from the earlier key, provide an opportunity for the revised version below.

Key to deep-water Indo-West Pacific *Periclimenes* species

1. Antennal spine absent..... 2
- Antennal spine present..... 4
2. First and second postrostral teeth replaced by large slender articulated spines; R. 2+6-7/3-4
..... *P. franklini* Bruce, 1990
- First and second postrostral teeth distinct, not articulated spines..... 3
3. Fingers of first pereiopod slender, simple; R. 2+8/4..... *P. gorgoncola* Bruce, 1969
- Fingers of first pereiopod stout, deeply subspatulate; R. 1+7/3.. *P. setirostris* sp. nov.
4. Dactyls of ambulatory pereiopods simple 5
- Dactyls of ambulatory pereiopods not simple 17
5. Fourth thoracic sternite with slender, finger-like median process 6
- Fourth thoracic sternite without slender median process..... 8
6. Supraorbital teeth present; R. 1+7-9/3-4 *P. nilandensis* Borradaile, 1915
- Supraorbital teeth absent 7
7. Ambulatory dactyl about 0.3 of propod length; R. 1+6-7/2.....
- *P. sp.*, cf. *calmani* Holthuis, 1952

- Ambulatory dactyl about 0.17 of propod length; R. ?..... *Periclimenes* sp., Bruce, 1990
8. Rostrum elongate, straight, subequal to carapace length; R. 11-12/4-5.....
..... *P. rectirostris* Bruce, 1981
- Rostrum shorter, distinctly less than carapace length..... 9
9. Rostral lamina shallow..... 10
- Rostral lamina deep..... 14
10. Rostrum arched; third abdominal segment with posteromedian carina; R. 1+6-7/1-2.....
..... *P. tosaensis* Kubo, 1940
- Rostrum straight, not arched; third abdominal segment without dorsal carina..... 11
11. First pereopod with carpus distinctly shorter than chela 12
- First pereopod with carpus distinctly longer than chela 13
12. Ambulatory propods without distal or ventral spines; fingers of first pereopod chela with distal cutting edge unarmed; R. 1+5/3..... *P. compressus* Borradaile, 1915
- Ambulatory propods distally and ventrally spinulate; fingers of first pereopod chela with distal cutting edges with minute acute teeth; R. 1+5/3..... *P. forcipulatus* sp. nov.
13. Ambulatory propods strongly spinose distoventrally, fifth with three pairs of spines; eyestalk strongly tapered distally; R. 1+8/1 *P. macrophthalmus* Fujino, 1970
- Ambulatory pereopods feebly spinose distoventrally, third with single distoventral spine only; R. ? *P. fujinoi* Bruce, 1990
14. Eye with cornea normally developed; rostral lamina shallow; epigastric tooth acute; R. 2 +7/3..... *P. uniunguiculatus* sp. nov.
- Eye with cornea markedly reduced; rostral lamina moderately deep; epigastric tubercle present, blunt..... 15
15. Ambulatory pereopods without ventral spinules; R. 2+7/2.....
..... *P. granuloides* Hayashi, 1986
- Ambulatory pereopods with small ventral spinules..... 16
16. Hepatic and antennal spines subequal, near same horizontal level; R. 1+8/1
..... *P. foresti* Bruce, 1981
- Hepatic spine enlarged, antennal spine reduced, hepatic spine at lower level; disto-dorsal rostrum edentate, R. 1+6/2..... *Periclimenes* sp., King, 1984
17. Ambulatory dactyls with numerous acute ventral teeth; R. 1+8/3.....
..... *P. pectinipes* sp. nov.
- Ambulatory dactyls with distoventral tooth or denticles only..... 18
18. Ambulatory dactyl with distoventral border of corpus with sharply carinate denticulate lamella 19
- Ambulatory dactyl with distoventral corpus with single accessory tooth only 21
19. Palm of chela of second pereopod slender, tuberculate, about four times longer than deep; R. 7/3 *P. dentidactylus* Bruce, 1985
- Palm of second pereopod chela robust, smooth, about three times longer than deep.... 20
20. Distoventral angle of dactylar corpus with spiniform teeth; R. 5-6/2.....
..... *Periclimenes* sp., cf. *hertwigi*
- Distoventral angle of dactylar corpus irregularly denticulate, without distinct teeth; R. 6-7/1-2 *P. hertwigi* Balss, 1913

21. Telson with two pairs of dorsal spines only 2 2
 — Telson with more than two pairs of dorsal spines 3 0
22. Third abdominal segment posterodorsally produced, carinate; R. 1+6-7/2-3.....
 *P. tenuirostris* Bruce, 1991
 — Third abdominal segment not produced or carinate 2 3
23. Rostrum distinctly slender, distinctly exceeding antennular peduncle; epigastric and two
 postorbital teeth present..... 2 4
 — Rostrum deep, not markedly exceeding antennular peduncle; epigastric and one postorbital
 tooth only..... 2 5
24. Hepatic and antennal spines on same horizontal level; dactyl of major second pereiopod
 with distinct lateral flange; R. 1+7/3..... *P. latipollex* Kemp, 1922
 — Hepatic spine on distinctly lower level than antennal spine; dactyl of major second
 pereiopod without lateral flange; R. 1+9/2.....
 *P. laccadivensis* (Alcock & Anderson, 1884)
25. Ambulatory dactyls short and stout, strongly curved, propods with dense tufts of long
 setae; R. 8/2..... *P. curvirostris* Kubo, 1940
 — Ambulatory dactyls not short, stout, strongly curved 2 6
26. Rostrum with well developed dorsal and ventral rostral carinae, lateral carinae particularly
 robust; antennal and hepatic spines small and slender; R. 8/1
 *P. parvispinatus* Bruce, 1990
 — Rostral lateral carinae, hepatic and antennal spines normally developed..... 2 7
27. Branchiostegite and pleura foveolate; dorsal telson spines minute; R. 8-10/3-6.....
 *P. foveolatus* Bruce, 1990
 — Branchiostegite and pleura non-foveolate; dorsal telson spines normal 2 8
28. Second to fifth pereiopods generally setose, with short stiff erect setae; R. 8/2.....
 *P. coriolis* Bruce, 1985
 — Pereiopods not markedly setose 2 9
29. Rostrum acutely tapered, proximal dorsal carina elevated; second pereiopods with carpus
 distinctly less than palm length; lamella of scaphocerite not far exceeding tip of lateral
 tooth; R. 1+7-8/2..... *P. vaubani* Bruce, 1990
 — Rostrum lanceolate, proximal dorsal carina not elevated; carpus of second pereiopod nearly
 equal to palm length; lamella of scaphocerite far exceeding tip of lateral tooth; R. 9/1
 *P. richeri* Bruce, 1990
30. Distinct epigastric tooth present..... 3 1
 — Epigastric tooth absent..... 3 4
31. Cornea markedly reduced; dorsal telson spines minute; R. 1+9/3
 *P. alcocki* Kemp, 1922
 — Cornea not markedly reduced; dorsal telson spines not minute..... 3 2
32. Ambulatory dactyl with accessory tooth almost as long as unguis, laterally twisted; R.
 1+7-9/2-3..... *P. poupini* Bruce, 1990
 — Ambulatory dactyls with accessory tooth not unusually long or twisted..... 3 3
33. Rostrum distinctly exceeding antennular peduncle; R. 1+5-9/4..... *P. aleator* sp. nov.
 — Rostrum distinctly shorter than antennular peduncle; R. 1+5-6/2.....
 *P. brevirostris* sp. nov.

34. Dactyls of ambulatory pereopods very slender, about 0.33 of propod length, accessory tooth minute; rostral lamina shallow; R. 8/2 *P. leptodactylus* sp. nov.
 — Dactyls of ambulatory pereopods robust, about 0.2 of propod length, accessory tooth well developed; rostral lamina deep; R. 7/3..... *P. platyrhynchus* sp. nov.

ACKNOWLEDGEMENTS

I am again most grateful to Alain CROSNIER for the opportunity to study these interesting New Caledonian shrimps, and to Danielle GUINOT for the facilities provided at the Laboratoire de Carcinologie, Paris. The heroic efforts of Mrs Lorna GRAVENER with her word processor are also greatly appreciated. The SEM photomicrographs were kindly provided by Dr Charles J. WEBB.

REFERENCES

- ANONYMOUS, 1989. — Campagne SMIB 5 du 6 au 15 septembre 1989, N.O. "Alis". *Rapp. Centre ORSTOM Nouméa*, 5 pp. multigr.
- ALCOCK, A., 1901. — A descriptive Catalogue of the Indian Deep-Sea Crustacea Decapoda Macrura and Anomala in the Indian Museum. Being a revised Account of the Deep-Sea Species collected by the Royal Indian Marine Survey Ship Investigator : i-vi, 1-286, pls 1-3.
- ALCOCK, A., & ANDERSON, A.R., 1894. — An Account of a recent Collection of Deep-Sea Crustacea from the Bay of Bengal and Laccadive Sea. Natural History Notes from H.M. Indian Marine Survey Steamer "Investigator", Commander C.F. Oldham, R.N., commanding. Ser. II, N° 14. *J. asiat. Soc. Bengal*, **63** (2) : 141-185, pl.
- BALSS, H., 1913. — Diagnosen neuer ostasiatischer Macruren. *Zool. Anz.*, **42** : 234-239.
- BALSS, H., 1914. — Ostasiatische Decapoden. II. Die Natantia and Reptantia. In : F. DOFLEIN, Beitrage zur Naturgeschichte Ostasiens. *Abh. bayer. Akad. Wiss.*, supp. **2** (10) : 1-101, figs 1-50, pl. 1.
- BALSS, H., 1924. — Die Oxyrhyncha und Schlussteil (Geographische Uebersicht der Decapoden Japans). Ostasiatische Decapoden. V. *Arch. Naturgesch.*, **90** (A5) : 20-84, figs 1-2, pl. 1.
- BATE, C.S., 1888. — Report on the Crustacea Macrura dredged by H.M.S. *Challenger* during the years 1873-76. *Rep. Voy. Challenger, Zool.*, **241** : i-xc, 1-942, figs 1-76, pls 1-150.
- BORRADAILE, L.A., 1899. — On some Crustaceans from the South Pacific. IV. Macrura. *Proc. zool. Soc. Lond.*, **1898** : 1000-1015, pls 63-65.
- BORRADAILE, L.A., 1915. — Notes on Carides. *Ann. Mag. nat. Hist.*, (8) **15** : 205-231.
- BORRADAILE, L.A., 1916. — Crustacea. Part 1. - Decapoda. *Nat. Hist. Rep. Br. antarct. Terra Nova Exped.*, *Zool.*, **3** (2) : 75-110, fig. 1-16.
- BORRADAILE, L.A., 1917. — On the Pontoniinae. The Percy Sladen Trust Expedition to the Indian Ocean in 1905, under the leadership of Mr J. Stanley Gardiner. *Trans. Linn. Soc. Lond.*, *Zool.*, (2) **17** : 323-396, pls 52-57.
- BOURSEAU, J.-P., AMEZIANE-COMINARDI, N., & ROUX, M., 1987. — Un crinoïde pédonculé nouveau (Echinodermes) représentant actuel de la famille Jurassique des Hemicrinidae : *Gymnocrinus richeri* nov. sp. des fonds bathyaux de Nouvelle-Calédonie (S.W. Pacifique). *C. r. hebd. Acad. Sci. Paris*, **305**, Ser. III : 595-599, figs 1-2, pl. 1.
- BRUCE, A.J., 1967a. — Notes on some Indo-Pacific Pontiniinae, III-IX. Descriptions of some new genera and species from the western Indian Ocean and South China Sea. *Zool. Verh., Leiden*, **87** : 1-73, figs 1-29.
- BRUCE, A.J., 1967b. — A report on some pontoniid shrimps from New Caledonia (Crustacea Decapoda Natantia). *Bull. Mus. natn. Hist. nat., Paris*, (2) **39** (6) : 1148-1171, figs 1-10.

- BRUCE, A.J., 1968. — A report on some pontoniid shrimps from New Caledonia. *Bull. Mus. nat. Hist. nat., Paris*, (2) **39** (6) (1967) : 1148-1171, figs 1-10.
- BRUCE, A.J., 1969. — Preliminary descriptions of sixteen new species of the genus *Periclimenes* Costa, 1844 (Crustacea, Decapoda Natantia, Pontoniinae). *Zool. Meded., Leiden*, **43** (20) : 253-278.
- BRUCE, A.J., 1972. — *Filophryxus dorsalis* gen. nov., sp. nov., an unusual bopyrid parasite from eastern Australia. *Parasitology*, **65** : 351-358, figs 1-8.
- BRUCE, A.J., 1976. — A Synopsis of the Pontoniine Shrimp Fauna of Central East Africa. *J. mar. biol. Ass. India.*, **16** (2) (1974) : 462-490.
- BRUCE, A.J., 1978. — A report on a collection of pontoniine shrimps from Madagascar and adjacent waters. *J. Linn. Soc., Zool.*, **62** : 205-290, figs 1-44.
- BRUCE, A.J., 1979. — Records of some pontoniid shrimps from the South China Sea. *Cah. Indo-Pacif.*, **1** (2) : 215-248.
- BRUCE, A.J., 1981. — Decapod Crustacea : Pontoniinae. In : Résultats des Campagnes MUSORSTOM. I - Philippines (18-29 mars 1976), Volume 1 (8). *Mém. ORSTOM*, **91** : 189-215, figs 1-18.
- BRUCE, A.J., 1983. — The pontoniine shrimp fauna of Australia. *Aust. Mus. Mem.*, **18** (1982) : 195-218.
- BRUCE, A.J., 1985a. — Decapod Crustacea : Pontoniinae. In : Résultats des Campagnes MUSORSTOM. I et II - Philippines, Volume 2 (7). *Mém. Mus. natn. Hist. nat., Paris*, (A) **133** : 229-260, figs 1-17.
- BRUCE, A.J., 1985b. — *Periclimenes dentidactylus*, a new deep water pontoniine shrimp from Makassar Strait, Indonesia. *Mar. Res. Indonesia*, **24** (1984) : 7-17, figs 1-6.
- BRUCE, A.J., 1986. — *Diapontonia maranulus* - new genus, new species, a pontoniine shrimp associate of a deepwater echinoid. *J. Crust. Biol.*, **6** (1) : 125-133, figs 1-5.
- BRUCE, A.J., 1987. — *Periclimenes milleri* sp. nov., a new echinoid associated pontoniine shrimp from the Bahamas. *Bull. mar. Sci.*, **39** (3) : 637-645, figs 1-5.
- BRUCE, A.J., 1989. — *Bannereus anomalus*, New Genus, New Species, a Deep-Sea Alpheid Shrimp from the Coral Sea. *Pacif. Sci.*, **42** (3-4) (1988) : 139-149, figs 1-6.
- BRUCE, A.J., 1990a. — *Periclimenes franklini* sp. nov., a new deep sea shrimp from the Coral Sea (Crustacea: Decapoda: Palaemonidae). *Beagle, Rec. N. T. Mus. Arts & Sci.*, **7** (1) : 55-64, figs 1-5.
- BRUCE, A.J., 1990b. — Crustacea Decapoda : Deep-sea Palaemonoid shrimps from New Caledonian waters. In : A. CROSNIER (ed.), Résultats des Campagnes MUSORSTOM, Volume 6 (5). *Mém. Mus. natn. Hist. nat., Paris*, (A) **145** : 149-215, figs 1-39.
- BRUCE, A.J., 1990c. — A new cnidarian-associated palaemonid shrimp from Port Essington, Cobourg Peninsula, Australia. *Indo-Malay. Zool.*, **6** (1989) : 229-243, figs 1-8.
- BRUCE, A.J., 1990d. — *Periclimenes poupini* sp. nov., a new anemone associated shrimp from deep-water traps (Crustacea, Decapoda, Palaemonidae). *Bull. Mus. natn. Hist. nat., Paris*, ser.4, **11**, sect. A, (4) (1989) : 851-863, figs 1-7.
- BRUCE, A.J., 1991. — Shallow-water shrimps from New Caledonia (Crustacea: Decapoda: Palaemonoida). In : B. RICHER DE FORGES (ed.), Le Benthos des fonds meubles dans les lagons de Nouvelle-Calédonie, Volume 1. *Études et Thèses*; Paris, O.R.S.T.O.M. : 293-373, figs 1-31.
- BRUCE, A.J., in press a. — Two new species of *Periclimenes* (Crustacea : Decapoda : Palaemonidae) from Lizard Island, Queensland, with notes on some related taxa. *Rec. Aust. Mus.*, XXX-XXX, figs 1-27.
- BRUCE, A.J., in press b. — *Notopontonia platycheles* new genus, new species (Decapoda: Pontoniinae), from South Australia, with remarks on *Pontonia pinnophylax* (Otto), the type species of the genus *Pontonia* Latreille. *J. Crust. Biol.*
- BRUCE, A.J., & CHACE, F.A., jr., 1986. — *Paralebbeus zootheculatus* n. gen. n. sp., a new hippolytid shrimp from the Australian Northwest Shelf. *Proc. biol. Soc. Wash.*, **99** (2) : 237-247, figs 1-6.
- CHACE, F.A., jr., 1988. — The Caridean Shrimps (Crustacea: Decapoda) of the Albatross Philippine Expedition, 1907-1910. Part 5 : Family Alpheidae. *Smithson. Contrib. Zool.*, **466** : i-vi, 1-99, figs 1-25.
- GORDON, I., 1935. — On new and imperfectly known species of Crustacea Macrura. *J. Linn. Soc., Zool.*, **39** : 307-351, figs 1-27.

- GRANDPERRIN, R., & RICHER DE FORGES, B., 1989. — Observations réalisées à bord du submersible "CYANA" dans la zone épibathyale de Nouvelle-Calédonie (Campagne CALSUB, 17 février-14 mars 1989). *Rapp. Missions, Sci. Mer, Biol. mar., Centre ORSTOM Nouméa*, (3), 25 pp.
- HAYASHI, K.-I., 1986. — In: K. BABA, K.-I. HAYASHI & M. TORIAMA, Decapoda Crustaceans from Continental Shelf and Slope around Japan. Japan Fisheries Resource Conservation Association, Tokyo, 336 pp., 22 figs, 176 col. figs.
- HOLTHUIS, L.B., 1952. — The Decapoda of the Siboga Expedition XI. The Palaemonidae collected by the Siboga and Snellius Expeditions with remarks on other species. II. Subfamily Pontiinae. *Siboga Exped., Monogr.*, **39a**¹⁰: 1-253, figs 1-110, tab. 1.
- HOLTHUIS, L.B., 1959. — Results of the re-examination of the type specimens of some species belonging to the subfamilies Pontiinae and Palaemoninae (Crustacea Decapoda Macrura). *Zool. Meded., Leiden*, **36** (11): 193-200, fig. 1.
- KEMP, S., 1922. — Notes on Crustacea Decapoda in the Indian Museum. XV. Pontiinae. *Rec. Indian Mus.*, **24**: 113-288, figs 1-105, pls 3-9.
- KEMP, S., 1925. — Notes on Crustacea Decapoda in the Indian Museum. XVII. On various Caridea. *Rec. Indian Mus.*, **27**: 249-343, figs 1-24.
- KING, M.G., 1984. — The species and depth distribution of deepwater caridean shrimps (Decapoda, Caridea) near some southwest Pacific islands. *Crustaceana*, **47** (2): 174-191, figs 1-7.
- KUBO, I., 1940. — Studies on Japanese Palaemonoid Shrimps. II. Pontiinae. *J. Imp. Fish. Inst., Tokyo*, **34**: 31-75, figs 1-36.
- MANNING, R.B., & CHACE, F.A., jr., 1990. — Decapod and stomatopod Crustacea from Ascension Island, South Atlantic Ocean. *Smithson. Contrib. Zool.*, **503**: i-iv, 1-91, figs 1-47.
- MASUDA, H., HAYASHI, K., NAKAMURA, H., & KOBAYASHI, Y., 1986. — Marine Invertebrates. Field-Guide Book Series. Tokyo University Press, Tokyo, 255 pp., 690 col. figs.
- RATHBUN, M.J., 1905. — The Brachyura and Macrura of the Hawaiian Islands. *Bull. U.S. Fish. Commn*, **23** (3): 827-930, figs 1-79, pls 3-24.
- RICHER DE FORGES, R., 1990. — Les campagnes d'exploration de la faune bathyale dans la zone économique de la Nouvelle-Calédonie. Explorations for bathyal fauna in the New Caledonian economic zone. In: A. CROSNIER (ed.), Résultats des Campagnes MUSORSTOM, Volume 6 (1). *Mém. Mus. natn. Hist. nat., Paris*, (A) **145**: 9-54, figs 1-13.
- STEBBING, T.R.R., 1915. — South African Crustacea (Part VIII of S.A. Crustacea, for the Marine Investigations in South Africa). *Ann. S. Afr. Mus.*, **15**: 57-104, pls 13-25.
- SUZUKI, H., 1971. — On some commensal shrimps found in the western region of Sagami Bay. *Researches Crust.*, **4**: 1-25, figs 1-12, pls 1-3.
- YOKOYA, Y., 1936. — Some Rare and New Species of Decapod Crustaceans found in the vicinity of Misaki Marine Biological Station. *Japan J. Zool.*, **7**: 129-146, figs 1-10.

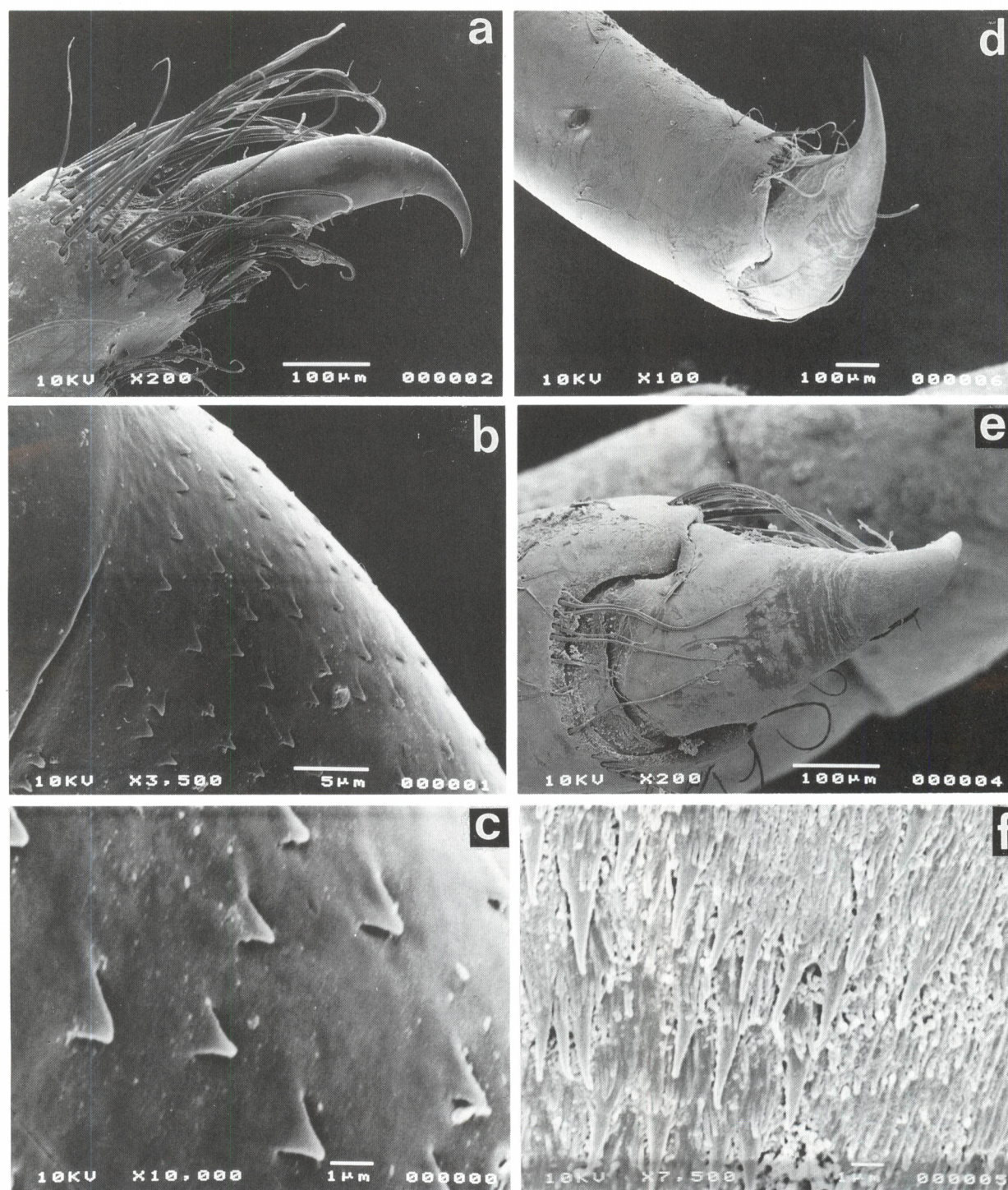


FIG. 71. — a-c, *Anchistus custos* Forskål, ovig. ♀, stn CP 82, Coral Bay, Port Essington, Cobourg Peninsula, Northern Territory, Australia, 11°11.3'S, 132°3.75'E, ex *Pinna* (NTM Cr. 7575), third pereiopod, dactylus : a, dorsolateral aspect; b, proximal unguis; c, same, detail of scales. — d-f, *Anchistus pectinis* Kemp, ovig. ♀, MUSORSTOM 4, stn 43, 19°35'S, 163°39.6'E, 46 m (NTM Cr. 7889), third pereiopod, dactylus : d, dorsolateral aspect; e, dorsal aspect; f, details of spinules.

- FIG. 72. — *Periclimenes foveolatus* Bruce : ovig. ♀, MUSORSTOM 6, stn DW 475, 236 m.
- FIG. 73-74. — *Periclimenes rectirostris* Bruce : ♀, MUSORSTOM 5, stn CP 312, 315-320 m.
- FIG. 75. — *Periclimenes pectinipes* sp. nov. : ♀, holotype, SMIB 5, stn DW 76, 280 m.

