

Mary J. Rathbun.

Norman, A. M.

1909

*Mrs. M. Rathbun  
with the authors' copies*

INVERTEBRATE  
ZOOLOGY  
Crustacea

THE CRUSTACEA OF NORTHUMBERLAND AND  
DURHAM

BY CANON A. M. NORMAN, M.A., D.C.L., LL.D., F.R.S.,  
AND G. STEWARDSON BRADY, M.D., LL.D., D.Sc., F.R.S.

1909


RECORDED  
INDEXED  
1922

REPRINTED FROM THE TRANSACTIONS OF THE NATURAL HISTORY  
SOCIETY OF NORTHUMBERLAND, DURHAM, AND NEWCASTLE-  
UPON-TYNE.—NEW SERIES, VOL. III., PART 2

THE CRUSTACEA OF NORTHUMBERLAND AND  
DURHAM

BY CANON A. M. NORMAN, M.A., D.C.L., LL.D., F.R.S.,  
AND G. STEWARDSON BRADY, M.D., LL.D., D.Sc., F.R.S.

INVERTEBRATE  
ZOOLOGY  
Crustacea



## THE CRUSTACEA OF NORTHUMBERLAND AND DURHAM

BY CANON A. M. NORMAN, M.A., D.C.L., LL.D., F.R.S.,  
AND G. STEWARDSON BRADY, M.D., LL.D., D.Sc., F.R.S.

There were no very early students of the Crustacea in these northern counties, and we are not aware of any publications on the subject prior to 1832. The following notes supply a record of all observations and papers up to the year 1862-4, at which time a stimulus was given to the study of this and other branches of Marine Zoology by grants from the British Association. These, with local contributions, enabled dredging to be carried out by means of a steam-tug in the deeper waters which lie off the coast. The earlier papers referred to are as follows :—

Johnston (George), "Illustrations of British Zoology," Loudon's Mag. Nat. Hist., vol. v., 1832, p. 520; vol. vi., 1833, p. 40; vol. vii., 1834, p. 253; vol. viii., 1835, pp. 202, 494, 565, and 668; vol. ix., 1835, p. 80. These papers contained notices of the occurrence of various species of Isopoda, Amphipoda, and parasitic Crustacea, accompanied by illustrations.

Johnston (George), Zoological Journal, vol. iii., 1827, p. 176.  
*Gammarus maculatus* and *G. dubius*.

Johnston (George), Proc. Berwickshire Naturalists' Club, vol. i., 1834, "Catalogue of the Cirrhipeda found on the coast of Berwickshire"—6 species.

Embleton (Robert), Proc. Berwickshire Nat. Club, vol. i., 1834, "List of Malacostracan Podophthalma found on the coast of Berwickshire and North Durham." Twenty-eight species are recorded, including description and figure of his new species *Galathea nexa*.

CRUSTACEA OF NORTHUMBERLAND AND DURHAM

- Baird (W.), Hist. Berwickshire Nat. Club, vol. ii., p. 145 (1845?), "Arrangement of the British Entomostraca." In this paper are a few records from Berwick Bay.
- Baird (W.), Hist. Berwickshire Nat. Club, vol. ii. (1845?), *Caligus Strömii* described.
- Hardy (James), Hist. Berwickshire Nat. Club, vol. iv., p. 212 (1845?), *Pagurus Prideauxii* Leach. "Found in deep water off Burmouth, lodged in a curious domicile formed of a sponge (*Halichondria suberea* Johnston)." It seems probable that the species found was *Pagurus cuanensis*.
- Hancock (Albany), Trans. Tyneside Nat. Field Club, vol. i., 1850, and also Ann. and Mag. Nat. Hist., ser. 2, vol. iv., 1849, p. 305; pls. viii., ix., "Notice of the occurrence on the British coast of a Burrowing Barnacle belonging to a new order of the class Cirripedia." The species was named *Alcippe lampas*.
- Hancock (Albany), Trans. Tyneside Nat. Field Club, vol. iv., 1858, p. 17, and also Ann. and Mag. Nat. Hist., ser. 3, vol. ii., p. 443, describes the markings on the sand caused by the crawling of the two Amphipoda *Sulcator arenarius* and *Kröyera arenaria*; which Crustacea are described by Spence Bate in the Tyneside Transactions immediately before the paper by Hancock at p. 15, and figured pl. ii., figs. 1 and 2.
- Norman (A. M.), Trans. Tyneside Nat. Field Club, vol. iv., 1860, p. 326, pl. xvii., "On an undescribed Crustacean of the genus Mysis."
- Norman (A. M.), Trans. Tyneside Nat. Field Club, vol. v., 1860, p. 143, pl. iii., "On species of Ostracoda found in Northumberland and Durham, new to Great Britain."
- Hancock (Albany) and Norman (A. M.), Trans. Linn. Soc., vol. xxiv., 1863, p. 49, pls. xv., xvi., "On Splancnotrophus, an undescribed genus of Crustacea, parasitic in Nudi-branchiate Mollusca." One of the two species, *Splancnotrophus brevipes*, had been taken on the Northumberland coast.

## CRUSTACEA OF NORTHUMBERLAND AND DURHAM

From this date, when the dredgings, aided by grants from the British Association, were commenced, the Crustacea of the north-east coast began to receive more attention.

The north-east coast of England is not favourable, at any rate in the littoral zone, to the development of the smaller marine animals; the swell which throughout so great a portion of the year beats on the rocky shores leaves little peace for the animals which should live there; while the almost total absence of sheltered bays or even nooks deprives the smaller Crustacea of suitable dwelling places. In years gone by Alder and Hancock made the rocks at Cullercoats famous by the number of interesting Nudibranchiate Mollusca which they discovered there. It is to be feared that they would not have been so successful had they worked there at the present time; the immense increase of population which has taken place north of the entrance to the Tyne, the sewage poured into the water, the vast amount of dredged mud carried out from the Tyne and deposited off shore have greatly changed the condition not only of the shore but of the neighbouring sea from which the Nudibranchs used to make their way landwards at the time of spawning. The North Sea, however, in its deeper parts is excellent dredging ground, whence additions to our fauna have been continually turning up, and where excellent work remains to be done by those who come after us.

We give a comparative table of the Crustacea which have been found on the north-east coast, with those from such other parts of the coasts of Great Britain as have been efficiently worked to a greater or less degree.

The authorities who are responsible for the several columns are as follows :—

1. Northumberland and Durham as in the Catalogue which follows.
2. "Notes on the Crustacea of the Channel Islands," Canon A. M. Norman, *Ann. and Mag. Nat. Hist.*, ser. 7, vol. xx., 1907, p. 356.

CRUSTACEA OF NORTHUMBERLAND AND DURHAM

3. "The Crustacea of Devon and Cornwall," Canon A. M. Norman and Thomas Scott, LL.D., 1906.
4. "Fourth and Final Report on the Marine Zoology, Botany, and Geology of the North Sea," Report Brit. Assoc., 1890, p. 457. In this report the higher Crustacea are reported on by Mr. A. O. Walker; the Ostracoda by Prof. G. S. Brady, Mr. A. Scott, and Dr. Chaster; the Copepoda by Mr. I. C. Thompson; and the Cirripedia by Mr. Marratt.
5. "Fauna, Flora, and Geology of the Clyde Area, 1901." The Crustacea are reported on by Thomas Scott, F.L.S., p. 328.
6. "A Catalogue of the Land, Freshwater, and Marine Crustacea found in the Basin of the River Forth and its Estuary," by Thomas Scott, LL.D., F.L.S., Proc. Roy. Physical Soc. of Edinburgh, vol. xvi., 1906, p. 97 and p. 267.
7. "Last Report of Dredging among the Shetland Isles." Crustacea by Rev. A. M. Norman, Brit. Assoc. Report (for 1868), 1869, p. 247. The marine species are filled in from this old report, as it is the only one of the fauna of the northern extremity of our Islands; a few additional species have since been discovered, but are not here included. The inland species, however, which have been observed by Dr. T. Scott and R. Duthie have been incorporated. The account of these will be found in *Reports of the Fishery Board for Scotland*, xiii., p. 174; xiv., p. 229; xv., p. 327; and xvi., p. 253.

CRUSTACEA OF NORTHUMBERLAND AND DURHAM

*Crustacea of Northumberland and Durham compared with those of some other parts of the country and seas:—*

	Northumberland and Durham.	Channel Islands, 1907.	Devon and Cornwall, 1906.	Irish Sea, 1896.	Firth of Clyde, 1901.	Firth of Forth, 1906.	Shetland Marine 1868, Inland 1905.
Brachyura ... ..	22	39	41	27	29	19	18
Anomura ... ..	15	11	16	12	16	15	17
Macrura ... ..	22	26	32	22	27	18	20
Schizopoda ... ..	14	18	29	16	25	26	11
Stomatopoda ... ..	—	1	2	—	—	—	—
Sympoda ... ..	26	9	13	17	31	21	12
Isopoda ... ..	58	52	68	23	62	44	23
Amphipoda ... ..	130	136	144	130	168	145	113
Branchiopoda—							
1. Phyllocarida ...	1	—	1	1	1	—	1
2. Phyllopoda ...	—	—	1	—	—	—	—
3. Cladocera ...	48	—	34	2	51	54	37
4. Branchiura ...	—	—	—	—	1	1	—
Ostracoda ... ..	121	64	107	58	142	132	99
Copepoda ... ..	163	31	293	195	290	306	70
Cirripedia ... ..	17	—	27	10	12	13	6
	637	387	808	513	855	794	427

The character of the fauna of the coasts of Northumberland and Durham is distinctly boreal, and much more northern than that of the same latitude on our western shores. As long ago as 1868 one of us wrote, "The distribution of animal life around our coasts appears for the most parts to have followed the direction south, west, north, and east. It would seem that comparatively few (if any) southern species have made their way far north through the Straits of Dover, which may probably be accounted for by the fact that that channel has, geologically speaking, been only a short time open. As a rule southern species are to be seen at a higher latitude on the western than they are on the eastern coasts. There are, however, some apparent, but only apparent exceptions. These consist of animals known on the north-east coast of Scotland, which we should not have expected to meet with there. On examining into the probable cause of their migration to this district, I am led to believe that they have



CRUSTACEA OF NORTHUMBERLAND AND DURHAM

made their way thither round the western and northern, and down the eastern coasts to their present habitat, and not up the eastern coast, as at first might have been supposed. For example *Cerithium perversum*, *Phasianella pulla*, *Fissurella græca*, *Tellina balaustina*, *Callianassa subterranea*, *Palmipes placenta*, *Amphiura brachiata*, &c., have been found in the Moray Firth, but are wholly absent on the east coast of England. Moreover many species have been recorded on the Norwegian coast though never found on the eastern shores of England, and therefore may be presumed to have migrated thither up the western side of Great Britain and round the north of Scotland; as examples of such species may be cited *Pleurotoma striolata*, *attenuata* and *septangularis*, *Cerethiopsis tubercularis*, *Cerithium reticulatum* and *perversum*, *Rissoa violacea*, *Pholas dactylus*, *Solen vagina*, *Psammobia costulata*, *Gastrana fragilis*, *Isocardia cor*, *Cardium aculeatum*, *Lepton squamosum*, *Xantho rivulosus*, *Portunus arcuatus*, *Gebia deltura*, &c. On the other hand, while northern forms do not extend southward on the east coast beyond Yorkshire and the Dogger Bank, on the western coast they in many instances have a range southwards to the Nymph Bank off Cork, and even to the Mediterranean Sea.”\*

Forty years have elapsed since the above was written, and a continued study during that time of the distribution of animal life in the North Atlantic has fully confirmed the views expressed by the writer in the foregoing extract. If rewritten now a few names therein quoted as Norwegian would be struck out as erroneously recorded; but the writer would on the other hand be able to add a large number of other species as illustrative of his views. Moreover he has during these years been able to establish a remarkable fact. It is that during the last months of the year, as also during the first months, that is apparently from November to March, enormous quantities of free swimming animals are often brought down from the north along the coasts of Scotland

\* Norman (A. M.) "Last Report of Dredging among the Shetland Isles," Rep. Brit. Assoc. (for 1868), 1869, p. 248.

CRUSTACEA OF NORTHUMBERLAND AND DURHAM

and England; on many occasions as far as north Yorkshire. The species thus occurring are not known (or very rarely?) at other times of the year, and the conclusion the writer arrived at was that at the period of the year mentioned there was a strong southerly current sweeping along our east coast. The Arctic forms which peculiarly distinguish this southerly migration are *Clione limacina* Phipps, *Thysanoessa longicaudata* Kröyer, *Nematoscelis borealis* Norman, and *Euthemisto compressa* Goës.

These conclusions, arrived at on purely zoological grounds, have received remarkable confirmation during the last two or three years from the physical researches of the *International Council for the Exploration of the Sea*. By numerous and extended observations and experiments it has been clearly established that water which enters the North Sea through the Straits of Dover is very soon deflected from its northerly course, and flows eastwards to the continental portion of the area; and that on the other hand strong currents come from the north, along the western side of the channel; and not only so, but that the exact course of these southern-flowing waters, and also the amount of their salinity, varies at different seasons of the year.

The following Crustacea of the orders Brachyura, Anomura, and Macrura, so well known in the south of our islands, are wholly absent from the north-east coast of England:—

- \* *Ebalia tumefacta* Montagu.
- Thia polita* Leach.
- Polybius Henslowi* Leach.
- \* *Portunus arcuatus* Leach.
- Bathynectes longipes* Risso.
- Xantho floridus* Montagu.
- \* *hydrophilus* Herbst.
- Couchii* Bell.
- Pilumnus hirtellus* Pennant.
- Nautilograpsus minutus* Linné.

\* The species in this list to which an \* is prefixed have been recorded from the coast of Norway.

CRUSTACEA OF NORTHUMBERLAND AND DURHAM

- \* *Pinnotheres veterum* Pennant.  
*Mamaia squinado* Herbst.  
*Pisa tetraodon* Pennant.  
    *biaculeata* Montagu.  
*Macropodia ægyptia* H. M. Edwards.  
*Dromia vulgaris* H. M. Edwards.  
*Pagurus sculptimanus* Lucas.  
*Diogenes pugilator* Roux.  
*Faxeæ nocturna* Chiereghin.  
*Axius stîrynychus* Leach.  
*Arctus ursus* Dana.  
*Palinurus vulgaris* Latreille.  
*Penæus caramote* Risso.  
*Crangon sculptus* Bell.  
*Alpheus ruber* H. M. Edwards.  
    *macrocheles* Hailstone.  
*Hippolyte Prideauxiana* Leach.  
*Typton spongicola* O. G. Costa.

On the other hand the only species belonging to these higher Crustacea which live on the north-east coast but are unknown in the south of England are:—

- Lithodes maia* Leach.  
*Pagurus pubescens* Kröyer.  
*Anapagurus chiroacanthus* Lilljeborg.  
? *Spirontocaris securifrons* Norman.  
    *Gaimardi* H. M. Edwards.†  
*Pandalus borealis* Kröyer.

We are much indebted to Professor A. Meek for records of Amphipoda and other Crustacea, and to Mr. R. S. Bagnall for the result of his researches among the terrestrial Isopoda; and also to Mr. R. A. Todd, who has added two important species to the local fauna, *Calocaris macandreeæ* and *Pandalus borealis*.

\* The species in this list to which an \* is prefixed have been recorded from the coast of Norway.

† This species has not yet been found on the coasts of Northumberland and Durham, but may be expected to occur there, as Dr. Thomas Scott has recorded it from the Firth of Forth.

CRUSTACEA OF NORTHUMBERLAND AND DURHAM

The following initials are employed to indicate different collectors in the following report :—

A. Mk=A. Meek.  
A. M. N=A. M. Norman.  
G. H=George Hodge.  
G. S. B=G. S. Brady.  
R. H=Richard Howse.

The letters N. and D. after species imply that they have been found on the ("N") Northumberland and ("D") Durham coasts.

---

CRUSTACEA

SUB-CLASS I.—DECAPODA Latreille

ORDER I.—BRACHYURA Lamarck

SECTION I.—OXYSTOMATA H. Milne-Edwards

FAM. 1.—LEUCOSIADÆ

EBALIA TUBEROSA (Pennant)=*E. Pennantii* Leach=*E. insignis*  
Lucas.

Not uncommon in deep water off the coast. N.D.

EBALIA CRANCHII Leach=*E. discrepans* Costa=*E. Deshayesii*  
Lucas=*E. chiragra* P. Fischer.

More common than the last off the north-east coast. N.D.

FAM. 2.—CORYSTIDÆ

CORYSTES CASSIVELAUNUS (Pennant).

The masked crab was repeatedly found by the late Mr. R. Howse cast up upon the strand in the neighbourhood of South Shields; common on the beach at Seaton Carew (G. S. B.); occasionally in great numbers in the bays of Northumberland (A. Mk.). N.D.

ATELECYCLUS SEPTEMDENTATUS (Mont.)=*Atelecyclus heterodon*  
Leach.

Occasionally found off our coasts in the coralline zone. N.D.

CRUSTACEA OF NORTHUMBERLAND AND DURHAM

SECTION II.—CYCLOMETOPA

FAM. 1.—POLYBIIDÆ

PORTUMNUS LATIPES (Pennant)=*Portumnus variegatus* Leach.

Two specimens dead on the sands at Whitley (J. Hancock); thrown up in large numbers on the sands between Hartlepool and Black Hall Rocks, Sept., 1861 (A. M. N.). N.D.

FAM. 2.—PORTUNIDÆ Dana

PORTUNUS PUBER (Linné).

Neighbourhood of Embleton, Northumberland (R. Embleton). Cullercoats, presented by Mr. Henderson, fisherman (Newcastle Museum). Farne Islands, Newbiggin, Whitley, and not uncommon near the Longstone (A. Mk.). N.

PORTUNUS CORRUGATUS (Pennant).

"It has been found by Dr. Johnston in Berwick Bay, but is rare" (Bell, Brit. Crust., p. 96). N.

PORTUNUS DEPURATOR (Linné)=*P. plicatus* Risso.

"Occasionally brought from deep water in Embleton Bay, adhering to the nets of the fishermen" (R. Embleton). Sunderland, from trawlers (G. S. B.). N.D.

PORTUNUS MARMOREUS Leach.

Occasionally met with in the same manner as the preceding (R. Embleton). As Mr. Embleton does not include *P. holsatus* in his list, it is not unlikely that that species may have been mistaken for the present one. N.

PORTUNUS HOLSATUS (Fabricius)=*P. dubius* Rathke.

Frequent in 2-8 fathoms, and occasionally in rock-pools, Ryhope and Seaton Carew (G. S. B.) D.

PORTUNUS PUSILLUS Leach.

Common in the coralline zone. N.D.

FAM. 3.—CARCINIDÆ

CARCINUS MÆNAS (Pennant).

Everywhere on the coast. N.D.

CRUSTACEA OF NORTHUMBERLAND AND DURHAM

FAM. 4.—CANCRIDÆ

CANCER PAGURUS Linné = *C. fimbriatus* Olivi.  
Common. N.D.

PERIMELA DENTICULATA (Montagu).

A specimen, taken at Whitburn March 1845 by Rev. G. C. Abbs, was in Mr. John Hancock's collection. D.

SECTION III.—CATAMETOPA

FAM. PINNOTHERIDÆ

PINNOTHERES PISUM (Linné).

The Pea-crab occurs on our coast chiefly in mussels, but has also been found in *Lævicardium norvegicum*. "By no means uncommon in the mussels obtained at Holy Island and also at Eyemouth" (R. Embleton). Whitburn, 1847, found by Rev. G. C. Abbs and in the collection of the late Mr. John Hancock. In mussels from the mouth of the Tees (G. H.). Druridge Bay (A. Mk.). N.D.

SECTION IV.—OXYRHYNCHA

FAM. I.—MACROPODIIDÆ

INACHUS DORSETTENSIS (Pennant) = *Cancer scorpio* Fabricius.

Not common, yet frequently met with in deeper water off the coast. N.D.

INACHUS DORYNCHUS Leach.

This species seems to be more common than the last in the coralline zone, and has also occurred between tidemarks. N.D.

MACROPODIA ROSTRATA (Linné) = *Stenorhynchus phalangium* Bell.

Frequent in deep water. N.D.

MACROPODIA LONGIROSTRIS (Fabricius) = *Stenorhynchus tenuirostris* Bell.

Much rarer than the last, Embleton Bay (R. Embleton); 25-30 fathoms off Seaham (G. H.); off Cullercoats and from Beadnell (A. Mk.). N.D.

CRUSTACEA OF NORTHUMBERLAND AND DURHAM

FAM. 2.—HYADÆ

HYAS ARANEUS (Linné).

Common in the laminarian and shallower water of the coralline zone. N.D.

HYAS COARCTATUS Leach.

Frequent in deep water. N.D.

EURYNOME ASPERA (Pennant).

This is *Eurynome scutellata* Risso, *Eurynome boletifera* Costa, and *Eurynome tenuicornis* Malm.

Rather scarce, dredged off Holy Island in 1864 (A. M. N.). Off Seaham (G. H.). Not uncommon in deep water off the Durham coast (G. S. B.). N.D.

ORDER II.—ANOMURA

FAM. 1.—LITHODIDÆ

LITHODES MAIA (Linné).

The Northern Stone Crab is captured in the trawls, and also brought in occasionally by the long line fishermen, who draw it up together with many other naturalist's "spolia opima" attached to their hooks. N.D.

FAM. 2.—PAGURIDÆ

PAGURUS BERNHARDUS (Linné).

Very common. N.D.

PAGURUS PUBESCENS Kröyer=*Pagurus Thompsoni* Bell.

Common in deeper water. N.D.

PAGURUS CUANENSIS W. Thompson.

Rather rare off Northumberland in 1863 and 1864; 7-25 fathoms off Seaham Harbour (A. M. N.); off Ryhope 13-15 fathoms (G. S. B. and G. H.); off South Shields (R. H). N.D.

ANAPAGURUS LÆVIS (W. Thompson).

Off Berwick and other parts of Northumberland coast; and not uncommon in 25 fathoms about six miles off Seaham Harbour (A. M. N.) N.D.

CRUSTACEA OF NORTHUMBERLAND AND DURHAM

ANAPAGURUS HYNDMANNI (W. Thompson).

Off Berwick and other parts of the Northumberland coast (A. M. N.); 8-10 miles off Seaham Harbour (G. H.); 10-15 miles off Ryhope (G. S. B. and G. H.) N.D.

ANAPAGURUS CHIROACANTHUS (Lilljeborg).

1855. *Pagurus chiroacanthus*, Lilljeborg, Hafs-Crustaceer vid Kullaberg i Skane. Ofvers. Kong. Vet.-Akad. Förh., Arg. 12, No. 3, 1855, p. 118.

1861. *Pagurus ferrugineus*, Norman, Contributions to British Carcinology. Ann. and Mag. Nat. Hist., ser. 3, vol. viii (p. 1 separate copy), October, pl. xiii., figs. 1-3.

1896. *Anapagurus chiroacanthus*, Bouvier, Les Pagurinéés des Mers d'Europe. La Feuille des Jeunes Naturalistes, 3me série, 26me année, p. 8, figs. 40, 41.

Off Holy Island and Dunstanburgh, 1864 (A. M. N.) N.

FAM. 3.—PORCELLANIDÆ

PORCELLANA PLATYCHELES (Pennant).

Common under stones between tidemarks. D.N.

PORCELLANA LONGICORNIS (Linné).

1857. *Porcellana priocheles*, Kinahan, Natural Hist. Review, vol. iv., Proc. of Societies, p. 84.

Common in similar situations to the last, and among the roots of *Laminarie*, and also dredged in 20-30 fathoms. N.D.

FAM. 4.—GALATHEIDÆ

GALATHEA STRIGOSA (Linné).

Seven inches long off Cullercoats (J. Hancock); common at Embleton (R. Embleton); Bamburgh (G. S. B.); Seaham (G. H. and A. M. N.) N.D.

GALATHEA SQUAMIFERA Leach.

Four and three-quarter inches long, Cullercoats (John Hancock); Berwick and Embleton (R. E.); South Northumberland (A. M. N.); Whitburn (G. S. B.); Seaham (G. H.) N.D.



*GALATHEA NEXA* R. Embleton.

Of this species, originally described by Mr. R. Embleton, three specimens were taken by him at Berwick and one in Embleton Bay. Whitburn, and in cods' stomachs at Hartlepool (A. M. N.); Seaham (G. H.); Skate Roads (A. Mk.)

N.D.

*GALATHEA INTERMEDIA* Lilljeborg.

1851. *Galathea intermedia*, Lilljeborg, Norges Crustaceer.

Ofers. K. Vet.-Akad., Förhand., p. 21.

1857. *Galathea Andrewsii*, Kinahan, Nat. Hist. Review, vol. iv., Proc. Soc., p. 157, as *G. nexa*, and p. 228, pl. xvi., figs. 8 a-d. as *G. Andrewsii*.

1861. *Galathea Andrewsii*, Kinahan, Britannic Species of Crangon and Galathea. Trans. R. Irish Acad., vol. xxiv., p. 95, pl. xi., figs. *ra, 1a, 9a*, and pl. xii.

1869. *Galathea intermedia*, Norman, Last Report Dredging Shetland Isles, Brit. Assoc. Rep. for 1868, p. 264.

1882. *Galathea Giardii*, Th. Barrois, Cat. Crust. Podophth. et Echinodermes à Concarneau, p. 22, fig. 2.

1888. *Galathea Parroceli*, Gourret, Revis. Crust. Podophth. Marseille. Annales Mus. Marseille. Zool., p. 110, pl. vi., figs. 11-24.

1888. *Galathea intermedia*, J. Bonnier, Les Galatheidæ des Cotes de France. Bull. Sci. de France et Belgique, vol. xix., p. 44, pl. x., figs. 1, 2, pl. xi., figs. 1-14.

The paper last referred to gives full synonymy and descriptions of the European Galatheidæ.

Cullercoats (J. Alder); off Berwick and other parts of the coast of Northumberland, 1862-4 (A. M. N.); Whitburn (G. S. B); Seaham (G. H.).

N.D.

*GALATHEA DISPERSA* Bate.

1858. *Galathea dispersa*, Bate, Jour. Linn. Soc. Zool., vol. iii., p. 3.

1862. *Galathea dispersa*, Kinahan, Brit. spec. Crangon and Galathea. Trans. R. Irish Acad., vol. xxiv., p. 99, pl. xiii.

CRUSTACEA OF NORTHUMBERLAND AND DURHAM

1863. *Galathea nexa*, Heller, Die Crustaceen des südlichen Europa, p. 191, pl. vi., fig. 4 (not fig. 3).

1888. *Galathea dispersa*, J. Bonnier, Galatheidæ des cotes de France. Bull. Sci. de France et Belgique, vol. xix., p. 68, pl. xiii., figs. 1-3.

Off different parts of Northumberland, 1862-4 (A. M. N.); Cullercoats (J. Alder); Seaham (G. H.). N.D.

MUNIDA BAMFFIA (Pennant) = *Munida rugosa* Fabricius =  
*Munida Rondeletii* Bell.

The date of Pennant's specific name is 1777, and that of Fabricius 1787.

Very large, eight inches long, Northumberland (J. Hancock); Cullercoats (J. Alder); Embleton, not uncommon (R. E.); frequent in deep water (A. M. N.); St. Mary's Island (A. Mk.). N.D.

ORDER III.—MACRURA

FAM. 1.—CALLIANASSIDÆ

UPOGEBIA STELLATA (Montagu) = *Gebia deltura* Leach.

Two specimens are in the Newcastle Museum from the Northumberland coast (J. Alder); Whitburn (Mr. Abbs *vide* J. Hancock). N.D.

FAM. 2.—CALOCARIDÆ

CALOCARIS MACANDREÆ Bell.

Dredged by Mr. R. A. Todd (International Fisheries Investigation), July 26, 1907, on mud in 57 fathoms E.N.E. of the Coquet Lighthouse. N.

FAM. 3.—ASTACIDÆ

ASTACUS PALLIPES Lereboullet.

In the rivulets to the south of Berwick Bay (R. Embleton); the Pont near Ponteland, and near Bedlington (John Hancock); tributaries of the Tyne, specimens in Newcastle Museum from Whittle Dene near Ovingham (E. L. Gill). N.

CRUSTACEA OF NORTHUMBERLAND AND DURHAM

FAM. 4.—HOMARIDÆ

HOMARUS GAMMARUS (Linné).

Common. N.D.

NEPHROPS NORVEGICUS (Linné).

Taken abundantly by the trawlers off the coast. N.D.

FAM. 5.—CRANGONIDÆ

CRANGON TRISPINOSUS Hailstone.

A single specimen taken in the harbour at Holy Island in 3 fathoms, 1862 (A. M. N.); Whitburn sands, July, 1862 (G. S. B.). N.

CRANGON FASCIATUS Risso.

A single specimen dredged in shallow water within the Farne Islands in 1864 (A. M. N.)—but as the difference between this species and *C. neglectus* (G. O. Sars) was not recognised in 1864, the latter may have been mistaken for the former. N.

CRANGON NEGLECTUS G. O. Sars.

Young specimens dredged in sandy bays of Northumberland (A. Mk.). N.

CRANGON BISPINOSUS (Hailstone).

Stomachs of haddock; 40–50 miles E. by N. from Tyne-mouth, 40 fathoms; off Berwick and off Durham coast, 1864 (A. M. N.). N.D.

CRANGON VULGARIS (Linné).

In all sandy bays. N.D.

CRANGON ALLMANI Kinahan.

1857. *Crangon Allmani*, Kinahan, Nat. Hist. Review, vol. iv., Proc. Societies, p. 80, and woodcuts.

1861. *Steiracrangon Allmani*, Kinahan, Brit. Species Crangon and Galathea. Trans. Roy. Irish Acad., vol. xxiv., p. 65, pl. iii.

Off Berwick in 26–46 fathoms, and off other parts of Northumberland and Durham, 1862–1864 (A. M. N.) N.D.

CRUSTACEA OF NORTHUMBERLAND AND DURHAM

PONTOPHILUS SPINOSUS Leach.

Frequently taken in 1862-64 off the Northumberland coast, and also 20 miles E. by S. from Tynemouth in 35 fathoms (A. M. N.) N.D.

FAM. 6.—ALPHEIDÆ

ATHANAS NITESCENS (Montagu).

Cullercoats (J. Alder.) N.

FAM. 7.—HIPPOLYTIDÆ

SPIRONTOCARIS SECURIFRONS (Norman).

1862. *Hippolyte securifrons*, Norman, Trans. Tyneside Nat. Field Club, vol. v., p. 267, pl. xii., figs. 1-7.

Off the coasts of Northumberland and Durham, frequent, 1862-64 (A. M. N.) N.D.

SPIRONTOCARIS PUSIOLA (Krøyer).

1843. *Hippolyte pusiola*, Krøyer, Monog. fremstilling af Slægten Hippolyte's Nordiske Arter, p. 319, pl. iii., figs. 69-73.

1857. *Hippolyte pusiola*, Kinahan, Nat. Hist. Review, vol. iv., Proc. Societies, p. 159, pl. ix., fig. 2 a-c, pl. x., figs. 9, 10.

Cullercoats and off Northumberland, 1862-63 (A. M. N.); off Ryhope and Seaham (G. H.) N.D.

HIPPOLYTE VARIANS Leach.

Cullercoats, Seaham, and Hartlepool; off Durham and Northumberland coasts, 1862-64 (A. M. N.); Newbiggin and Whitburn (G. S. B.); off Ryhope (G. H.) N.D.

FAM. 8.—PANDALIDÆ

PANDALUS BOREALIS Krøyer.

1835. *Pandalus borealis*, Krøyer, Naturhist. Tidssk., vol. ii., p. 255, and 1845, Anden Rækkes, vol. i., p. 461—Voyages en Scandinavie, &c., pl. vi., fig. 2 a-o.

1851. *Pandalus borealis*, Brandt (F.), Middendorff Sibiriske Reise, vol. ii., p. 122.

CRUSTACEA OF NORTHUMBERLAND AND DURHAM

1879. *Pandalus borealis*, Smith (S. I.), "Stalk-Eyed Crustacea Atlantic Coast of North America," Trans. Connect. Acad., vol. i., p. 86.
1899. *Pandalus borealis*, Sars (G. O.), "Account Post-embryonic Development of *Pandalus borealis*," Rep. Norweg. Fishery and Marine Investigations, vol. i., pls. i-x.

Mr. R. A. Todd has added this very fine Macruran to our fauna. About twenty specimens were taken by the "Huxley" on a muddy bottom in 57 fathoms E.N.E. of the Coquet Light, July 26, 1907, in company with *Ukko Turtoni*, *Calocaris macandrea*, *Spirontocaris securifrons*, &c.

*Pandalus borealis* has a wide circumpolar distribution. It is found in the Arctic seas from Greenland in the west to the Kara Sea and Murmar coast in the east. It is met with on the Norwegian coast, and as far south as the Kattegat; on the north-east coast of America as far south as Massachusetts Bay; and in the Pacific off the Island of Unalaska and in the Sea of Okhotsk. N.

PANDALUS MONTAGUI Leach=*P. annulicornis* Leach.

Common.

N.D.

PANDALINA BREVIROSTRIS (Rathke).

1843. *Pandalus brevirostris*, Rathke, Beiträge zur Fauna Norwegens, p. 17.
1850. *Pandalus Jeffreysii*, Bate, Notes Fauna of Swansea, Appendix, pl. iv., fig. 2, and 1859, Nat. Hist. Review, vol. vi., Proc. Soc., p. 100, fig. 1.
1853. *Hippolyte Thompsoni*, Bell, Brit. Stalk-eyed Crustacea, p. 290.
1861. *Pandalus Thompsoni*, Norman, Contrib. British Carcinology. Ann. and Mag. Nat. Hist., ser. 3, vol. viii., p. 7 (separate copy), pl. xiv., figs. 3-9.
- ? 1862. *Pandalus Rathkei*, Heller, Untersuchungen Litoral-fauna Adriatischen Meeres. Sitzungsber. K. Akad. Wissensch., vol. xvi., p. 441, pl. iii., fig. 31.

CRUSTACEA OF NORTHUMBERLAND AND DURHAM

? 1863. *Pandalus brevirostris*, Heller, Crustaceen des südlichen Europa, p. 247, pl. viii., fig. 9.

? 1883. *Pandalus brevirostris*, A. Milne-Edwards, Recueil de figures de Crustacés nouveaux ou peu connus.

1899. *Pandalina brevirostris*, Calman, On the British Pandalidæ. Ann. and Mag. Nat. Hist., ser. 7, vol. iii., p. 37, pl. i-iv., fig. 4.

We do not feel sure that the species figured by Heller and A. Milne-Edwards is the same as that of Rathke; the spines on the underside of the rostrum are represented as of much larger size than those which characterize the latter species.

In dredgings off Northumberland and Durham, 1862-64 (A. M. N.); Seaham, 22 fathoms (G. S. B.); Ryhope, 10-15 fathoms (G. H.) N.D.

FAM. 9.—PALÆMONIDÆ

PALÆMON SERRATUS (Pennant).

A specimen in the British Museum from Berwick presented by Dr. Johnston (see List Specimens of British Animals in Brit. Mus. Crustacea. 1856, p. 42). N.

PALÆMON SQUILLA Leach.

In pools in the bay on the north side of Holy Island, &c. (R. E.); Cullercoats (John Hancock); Whitburn (G. S. B.); Beadnell (A. Mk.) N.D.

PALÆMONETES VARIANS (Leach).

Port Clarence and Hartlepool (A. M. N.); Hylton Dene (G. S. B.) D.

ORDER IV.—SCHIZOPODA

The following works may be consulted with respect to the Mysidea.

1. Sars (G. O.). Carcinologiske Bidrag til Norges Fauna. 1. Monographi over Mysider, pts. i. and ii., Det Kongl. Norsk. Videnskabss. i Trondhjem, 1870-2, and pt. iii., Universitets-Program. Christiania, 1879.

CRUSTACEA OF NORTHUMBERLAND AND DURHAM

2. Sars (G. O.). Nye Bidrag til Kundskaben om Middelhavets Invertebratfauna, I. Middelhavets Mysider (Archiv for Mathem. og Naturvid., 1876).
3. Norman (A. M.). British Schizopoda of the Families Lophogastridæ and Euphausiidæ (Ann. and Mag. Nat. Hist., ser. 6, vol. ix., 1892, p. 454), and British Mysidæ, a family of Crustacea Schizopoda (Ann. and Mag. Nat. Hist., ser. 6, vol. x., pp. 143 and 242).

A description of all British species known up to 1892 is to be found in these last papers.

SECTION I.—EUPHAUSIACEA

FAM. I.—EUPHAUSIIDÆ

THYSANOESSA LONGICAUDATA (Krøyer).

1849. *Thysanopoda longicaudata*, Krøyer, Voyages en Scandinavie etc., Crust., pl. viii., fig. 1 a-f.

1882. *Thysanoessa tenera*, G. O. Sars, "Oversigt af Norges Crust. I." (Christ. Vidensk. Forhand.), p. 53 (separate copy), pl. i., figs. 18, 19.

1887. *Thysanoessa longicaudata*, H. J. Hansen, Overs. over det vestlige Grønlands Fauna af malak Havskrebsdyr (Vidensk. Middel. fra den naturf. Foren. i Kjobh.), p. 54 (separate copy).

1892. *Thysanoessa longicaudata*, Norman, Ann. and Mag. Nat. Hist., ser. 6, vol. ix., p. 463, and "The Naturalist," 1892, p. 175.

In "The Naturalist," May, 1892, Mr. Thomas H. Nelson wrote (p. 144) describing what he observed off Redcar, "Feb. 10th, 11th, and 12th, attracted by the number of Kittiwakes (*Rissa tridactyla*) to be seen about a mile out at sea, I procured a boat, and went off to ascertain the cause of this vast assemblage of gulls. Both east and west, as far as the eye could reach, their graceful white forms were visible, many busily engaged dipping into the water, and others flying overhead and then darting down to pick up some object from the surface. I shot two or three examples, and found that their

CRUSTACEA OF NORTHUMBERLAND AND DURHAM

mouths were full of small Crustaceans, with which the sea was literally alive; heaps of these were afterwards washed ashore by sea-winds, and afforded a feast for starlings and other frequenters of the tidal line."

Mr. Nelson sent to me a small bottle of the specimens from the shore for identification. The mass was composed of *Euthemisto compressa*; but there were also several examples of *Nematoscelis borealis* Norman, and one of *Thysanoessa longicaudata* Krøyer. Mr. Nelson would seem from his description to have seen the Kittiwakes feeding on these Crustaceans off the Durham coast, but at any rate it is certain that these Crustacea came from the north, down the Northumberland and Durham coasts, before they reached the spot where they were cast up upon the strand in the extreme N.E. of Yorkshire. They may be included therefore as occasional visitants off our coasts (A. M. N.)

N.D.

NEMATOSCELIS BOREALIS (Norman).

1872. *Thysanoessa borealis*, Norman, in Sim (G.), "Stalk-Eyed Crustacea N.E. Coast of Scotland" (Scottish Naturalist), p. 8 (separate copy).
1882. *Nematoscelis megalops*, G. O. Sars, Prelim. Notices of Schizopoda of "Challenger" Exped. (Christ. Vidensk. Forhand.), p. 27 (separate copy).
1885. *Nematoscelis megalops*, G. O. Sars, Report "Challenger" Exped. Schizopoda, p. 127, pl. xxiii., figs. 5-10, pl. xxiv.
1892. *Nematoscelis megalops*, Norman, Ann. and Mag. Nat. Hist., ser. 6, vol. ix., p. 464.

In my notes in the last-named paper I have referred to some slight differences which appear to exist between the British specimens and that figured by Sars, and should those differences be not truly specific my name *N. borealis* can be adopted. For the occurrence of this species on our coast see notes on the preceding species; considering that there were the remains of several specimens of this species in the very small amount of material which I examined, it would seem to have occurred in great profusion off our coast (A. M. N.)

N.D.



CRUSTACEA OF NORTHUMBERLAND AND DURHAM

SECTION II.—MYSIDACEA

FAM. 1.—SIRIELLIDÆ

SIRIELLA NORVEGICA G. O. Sars.

Young specimens between tidemarks at Alnmouth (G. S. B.)  
N.

SIRIELLA JALTENSIS Czerniavsky.

This is *S. crassipes* of G. O. Sars. Cullercoats (A. M. N.);  
St. Mary's Island, Craster, and Holy Island (A. Mk.) N.

SIRIELLA ARMATA (H. Milne-Edwards).

This would appear to have been *Mysis Griffithsia* of Bell  
and *Mysis producta* of Gosse.

Young specimens taken at Alnmouth (G. S. B.); Culler-  
coats, St. Mary's Island, Alnmouth Bay, and Holy Island  
(A. Mk.) N.

FAM. 2.—GASTROSACCIDÆ

GASTROSACCUS SPINIFER (Goës).

Off the mouth of the Tees, May, 1866 (Mr. Davison *vide*  
G. S. B.); Cullercoats (A. Mk.) N.D.

FAM. 3.—LEPTOMYSIDÆ

MYSIDOPSIS DIDELPHYS (Norman).

Forty to fifty miles off Tynemouth, 1862 (A. M. N.) N.

LEPTOMYSIS LINGVURA G. O. Sars.

Cullercoats and Seaham (A. M. N.); Whitburn (G. S. B.);  
Cullercoats (A. Mk.) N.D.

FAM. 4.—MYSIDÆ

HEMIMYSIS LAMORNÆ (Couch).

Seaham, July, 1861 (G. H.); Cullercoats and Craster  
(A. Mk.) N.D.

MACROMYSIS FLEXUOSA (Müller).

Common; tidemarks and shallow water. N.D.

MACROMYSIS INERMIS (Rathke).

Cullercoats (A. M. N.); Sunderland (G. S. B.); abundant  
at Cullercoats, St. Mary's Island, and Craster (A. Mk.) N.D.

CRUSTACEA OF NORTHUMBERLAND AND DURHAM

SCHISTOMYSIS SPIRITUS Norman.

Black Hall Rocks near Hartlepool, and off Northumberland and Durham, 1862 (A. M. N.); Cambois Bay (A. Mk.) N.D.

SCHISTOMYSIS ORNATA (G. O. Sars).

Seaham and other parts of the coast. N.D.

NEOMYSIS VULGARIS (Thompson).

River Lyne (Northumberland); Hartlepool, Port Clarence (A. M. N.); Hylton Dene (G. S. B.) N.D.

SUB-CLASS II.—EDRIOPHTHALMA

ORDER V.—SYMPODA Stebbing

=CUMACEA Auct.

The chief works with relation to the British Sympoda are :—

1. Sars (G. O.). Nye Bidrag til Kundskaben om Middelhavets Invertebratfauna, II. Cumacea (Archiv. f. Matemat. og Naturvid. vol. iv.), 1879.
2. Sars (G. O.). Account Crustacea of Norway, vol. iii., Cumacea, 1900.

The name Cuma of Humphreys, 1795, being in use for a genus of Mollusca, the Rev. T. R. R. Stebbing has discarded it among the Crustacea, substituting for it *Bodotria* Goodsir, and for the Order Cumacea the more appropriate name Sympoda.

FAM. I.—BODOTRIIDÆ

BODOTRIA ARENOSA Goodsir.

1843. *Bodotria arenosa*, H. Goodsir, Edinb. New Philos. Journ., vol. xxxiv., p. 9 (separate copy), pl. iii, figs. 8-13, pl. ii, fig. 17. ♂

1853. *Bodotria arenosa*, Bell, Brit. Stalk-Eyed Crust., p. 332. ♀

1866. *Cuma pusilla*, G. O. Sars, Beretning om en i Sommeren, 1865, foretagen Zoologisk Reise, p. 26.

1899. *Cuma scorpivoides*, G. O. Sars, Crustacea Norway, vol. iii., Cumacea, p. 10, pls. i., ii., iii.

Thirty miles off Sunderland in 45 fathoms (G. S. B.) D.

CRUSTACEA OF NORTHUMBERLAND AND DURHAM

BODOTRIA SCORPIOIDES (Montagu).

1808. *Cancer (Astacus) scorpioides*, Montagu, Trans. Linn. Soc., vol. ix., p. 70, pl. vi., fig. 5.  
 1843. *Cuma Edwardsii*, H. Goodsir, Edinb. New Philos. Journ., vol. xxxiv., p. 5 (separate copy), pl. ii., figs. 1-13, 18, pl. iv., fig. 11.  
 1853. *Cuma Edwardsii*, Bell, Brit. Stalk-Eyed Crust., p. 326, and woodcuts under *Cuma Audouinii*, p. 328 (not those under *C. Edwardsii*, which are *C. Audouinii*).  
 1869. *Cuma scorpioides*, Norman, Last Report Dredging Shetland. Brit. Assoc. Report for 1868, p. 273.  
 1879. *Cuma Edwardsii*, G. O. Sars, Nye Bidrag til Kundskaben von Middelhavets Invertebratfauna, II. Middelhavets Cumaceer, p. 10, pls. i., ii., iii.  
 1899. *Cuma Edwardsii*, G. O. Sars, Crustacea Norway, vol. iii., Cumacea, p. 12, pl. iii.

Off Seaham (G. H., 1861); off Sunderland and off Tynemouth in 25 fathoms (G. S. B.); Holy Island and Cullercoats (A. Mk.) N.D.

BODOTRIA PULCHELLA (G. O. Sars).

1879. *Cuma pulchella*, G. O. Sars, Nye Bidrag til Kundskaben von Middelhavets Invertebratfauna, II. Middelhavets Cumaceer, p. 24, pl. vi. ♂, and pl. lx. ♀.

A single specimen taken by G. S. B. off Sunderland. D.

IPHINOË TRISPINOSA (H. Goodsir).

1843. *Cuma trispinosa*, H. Goodsir, Edinb. New Philos. Journ., vol. xxxiv., p. 8 (separate copy), pl. iii., figs. 1-7.  
 1853. *Cuma trispinosa*, Bell, Brit. Stalk-Eyed Crust., p. 329.  
 1856. *Halia trispinosa*, Bate, The British Diastylidæ, Ann. and Mag. Nat. Hist., ser. 2, vol. xvii., p. 458, pls. xiv. and xv., fig. v.  
 1856. *Iphinoë trispinosa*, Bate, Ann. and Mag. Nat. Hist., ser. 2, vol. xviii., p. 187.  
 1856. *Venilia gracilis*, Bate, as above, vol. xvii., p. 460, pl. xv., fig. vii. ♂.

CRUSTACEA OF NORTHUMBERLAND AND DURHAM

1856. *Cyrianassa gracilis*, Bate, as above, vol. xviii,  
p. 187 ♂.
1869. *Iphinoë gracilis*, Norman, Last Report Dredging  
Shetland. Brit. Assoc. Report for 1868, p. 272 ♂.
1899. *Iphinoë trispinosa*, G. O. Sars, Crust. Norway,  
Cumacea, p. 14, pls. v. and vi.  
Off Seaton Carew in 14 fathoms (G. S. B.); Cullercoats  
(A. Mk.) N.D.

FAM. 2.—VAUNTHOMPSONIIDÆ

VAUNTHOMPSONIA CRISTATA Bate.

1858. *Vaunthompsonia cristata*, Bate, Nat. Hist. Review,  
vol. v., p. 203.
1879. *Vaunthompsonia cristata*, G. O. Sars, Middelhavets  
Cumaceer, p. 65, pls. xxiii.—xxvi.  
Fifty to sixty miles E. by N. from Tynemouth, 1862  
(A. M. N.) N.

FAM. 3.—LAMPROPIDÆ

HEMILAMPROPS ROSEA (Norman).

1862. *Vaunthompsonia rosea*, Norman, Tyneside Nat. Field  
Club, vol. v., p. 271, pl. xiii., figs. 1-3. ♀
1862. *Cyrianassa elegans* id. *ibid.*, p. 275, pl. xiv., figs. 1-6 ♂.
1899. *Hemilamprops rosea*, G. O. Sars, Crust. Norway,  
iii. Cumacea, p. 22, pl. xii., xiii., xiv.  
Fifty to sixty miles E. of Tynemouth, and 100 miles E. by  
N. from Tynemouth in 25-30 fathoms (A. M. N.); twenty-  
nine miles off Alnmouth in 59 fathoms, and thirty miles off  
Sunderland in 45 fathoms (G. S. B.) N.D.

FAM. 4.—LEUCONIDÆ

LEUCON NASICUS Kröyer.

1841. *Cuma nasica*, Kröyer, Naturhist. Tidsskrift, vol. iii.,  
p. 524, pl. vi., figs. 31-33, and *Leucon nasicus*, Voyage  
en Scandinavie, &c., pl. iii., fig. 2.
1897. *Leuconopsis ensifer*, Walker (A. O.), "New Species  
of Edriophthalma from the Irish Sea," Linn. Soc.  
Journ., Zool., vol. xxvi., p. 227, pl. xvii., fig. 1-1h. ♂

CRUSTACEA OF NORTHUMBERLAND AND DURHAM

1900. *Leucon nasicus*, G. O. Sars, Crust. Norway 1  
Cumacea, p. 30, pls. xxi., xxii.

Twenty-nine miles off Alnmouth in 59 fathoms, and thirty miles off Sunderland in 45 fathoms (G. S. B.). The *Leucon* recorded by G. S. B. (Nat. Hist. Trans. Northumberland, Durham, and Newcastle, vol. xiv., p. 94) as *L. nasicoïdes* proved to be not that species, but a slight variety of the present one. N.D.

EUDORELLA EMARGINATA (Kröyer).

1846. *Leucon emarginatus*, Kröyer., Naturhist. Tidsskrift Anden Rækkes, vol. ii., p. 181, pl. i., fig. 7, and pl. ii., fig. 3; and Voyages en Scandinavie, &c., pl. v. (2), fig. 2.  
1862. *Cyrianassa ciliata*, Norman, Tyneside Nat. Field Club, vol. v., p. 273, pl. xiii., figs. 4-9 ♂.  
1900. *Eudorella emarginata*, G. O. Sars, Crust. Norway, iii. Cumacea, p. 36, pls. xxvii., xxviii.

One hundred miles E. of Tynemouth in 20-25 fathoms and off Durham coast (A. M. N.); 20-30 miles E. of Alnmouth, 50-59 fathoms (G. S. B.) N.D.

EUDORELLA TRUNCATULA (Bate).

1856. *Eudora truncatula*, Bate, "On the British Diastylidæ," Ann. and Mag. Nat. Hist., ser. 2, vol. xvii., p. 457, pl. xiv., fig. iii.  
1867. *Eudorella truncatula*, Norman, Brit. Assoc. Report for 1866, p. 197, note.  
1877. *Eudorella inermis*, Meinert, Crust. Isop. Amphip. et Decapod. Daniæ, p. 183 ♂.  
1879. *Eudorella truncatula*, G. O. Sars, Middelhavets Cumaceer, p. 86, pls. xxx.-xxxii.  
1900. *Eudorella truncatula*, G. O. Sars, Crust. Norway, iii. Cumacea, p. 36, pls. xxvii.-xxviii.

Fifty to sixty miles E. of Tynemouth (A. M. N.); E. of Alnmouth in 39 fathoms, and 5-17 miles off Souter Point in 30-39 fathoms (G. S. B.) N.D.

CRUSTACEA OF NORTHUMBERLAND AND DURHAM

EUDORELLOPSIS DEFORMIS (Kröyer).

1846. *Leucon deformis*, Kröyer, Naturhist. Tidsskrift. Anden Rækkes, vol. ii., p. 194, pl. ii., fig. 4; and Voyages en Scandinavie, &c., pl. v. (2), fig. 3.  
 1900. *Eudorellopsis deformis*, G. O. Sars, Crust. Norway, iii. Cumacea, p. 40, pls. xxxi., xxxii.

In surface-net near Sunderland (G. S. B.); Cullercoats (A. Mk.) N.D.

FAM. 5.—DIASTYLIDÆ

DIASTYLIS RATHKEI (Kröyer).

1841. *Cuma Rathkei*, Kröyer, Naturhist. Tidssk., vol. iii., p. 513, pls. v., vi., figs. 17-30, and ser. 2, vol. ii., pp. 144 and 207, pl. i., figs. 4, 6; and Voyages en Scandinavie, &c., pl. v., fig. 1.  
 1846. *Cuma angulata*, Kröyer, Naturhist. Tidssk., ser. 2, vol. ii., p. 156, pl. ii., fig. 1; and Voyages en Scandinavie, &c., pl. v., fig. 2, ♂.  
 1853. *Alauna rostrata* (Goodsir), Bell, Brit. Stalk-Eyed Crustacea, p. 330\*.  
 1856. *Diastylis Rathkei*, Bate, British Diastylidæ, Ann. and Mag. Nat. Hist., ser. 2, vol. xviii., p. 451, pl. xiii., figs. 1-21.  
 1869. *Diastylis spinosa*, Norman, Last Report Shetland Dredging, Brit. Assoc. Rep. for 1868, p. 271, ♂.  
 1878. *Diastylis bimarginatus*, Bate, "Two new Crustacea from the Coast of Aberdeen," Ann. and Mag. Nat. Hist., ser. 5, vol. i., p. 409, and vol. iii. (1879), p. 93, ♂.  
 1878. *Diastylis bimarginatus*, G. Sim, Ann. and Mag. Nat. Hist., ser. 5, vol. ii., p. 453.  
 1900. *Diastylis Rathkei*, G. O. Sars, Crust. Norway, vol. iii., Cumacea, pp. 44 and 107, pls. xxxiii., xxxiv., lxx.-lxxiii. ♂ ♀.

Off Seaham Harbour in 5-8 fathoms (G. H., 1861, and A. M. N., 1863); 20-30 miles off Newbiggin in about 40

\* See notes on this in Norman and Scott, "Crustacea of Devon and Cornwall," 1906, p. 31.

fathoms, and in several dredgings off Souter Point in 21-39 fathoms (G. S. B.) N.D.

DIASTYLIS BRADII Norman, Plates viii., ix.

1879. *Diastylis Bradii*, Norman, Crustacea Cumacea of the "Lightning," "Porcupine," and "Valorous" Expeditions, Ann. and Mag. Nat. Hist. ser. 5, vol. iii., p. 57.

1888. *Diastylis Bradii*, A. O. Walker, Proc. Biol. Soc. Liverpool, vol. ii., p. 178, pl. xii., figs. 10, 11.

*Female*.—Body moderately robust; carapace with dorsal margin little arched, the depth not very unequal throughout, about equal in length to the free segments of the trunk; anterior portion of body subequal in length to the tail exclusive of the telson. Carapace with the lateral margin minutely serrated throughout almost its entire length; surface beset with spines of very small and subequal size; these minute spines are in certain places arranged in regular lines, and thus become more conspicuous and map out the carapace into areas. These lines of spines are chiefly as follows: an arched row situated about the middle of the length of the carapace passes from the lateral margin with a curve to the dorsal line in front of this another row passing upwards from the lateral margin bifurcates, the hinder branch passing round the back of the stomachic region; the other branch is directed forward to the rostrum, just before the extremity of which it dies out. There are also two transverse rows which cross the back of the stomachic region.

The anterior free segments of the trunk have their front dorsal margin minutely crenulated; the last segment is rather widely separated from the preceding, and has its anterior margin cut into teeth which alternate with conspicuous plumose setæ; the epimera of this segment are in both sexes produced backwards into large acute processes.

The tail has a series of small spines on the lower lateral margin of the segments. The antennæ reach beyond the rostrum by the length of the last very long joint of the peduncle; flagellum as long as the last joint of the peduncle;

CRUSTACEA OF NORTHUMBERLAND AND DURHAM

shorter flagellum small, equal in length to first joint of the longer flagellum.

The first feet have their basal joint spinose all over, and the basal joint of the palp is also spinose; the penultimate and antipenultimate joints are subequal, and the last joint nearly as long as the preceding. The basal joint of all the following feet is also spinose, but not so strongly as that of the first pair.

The telson has about 14-19 spines on each side. Uropods with 20-25 spines on the peduncle; inner branch with first joint bearing 9-11 spines on the inner margin; the second 3-4, the third 3-6 and terminal spines. Length, 11-12 mills.

The adult *male* has the raised line which in that sex commonly occupies a longitudinal position on the side of the carapace only slightly developed, and it is not until a high power of the microscope is used that it is seen to bear very minute spines. The legs are very spiny. The upper and lower lateral margins of the segments of the tail are strongly spined. The telson has only about nine slender spines on each side; it equals in length the peduncle of the uropods.

This species was first dredged by the "Porcupine" in 1869 in 15 fathoms in Lough Swilley, Co. Donegal. Mr. A. O. Walker has taken it in the Irish Sea. A. M. N. has found it to be not uncommon at Plymouth.

On the Durham coast it was dredged in shallow water off Seaton Carew (A. M. N.)

D.

DIASTYLIS CORNUTA (Boeck).

1863. *Cuma cornuta*, Boeck, Christiania Vid.-Selsk. Forhand., p. 190.

1864. *Diastylis bispinosa*, G. O. Sars (nec Stimpson), Om de aberrante Krebsdyrgruppe Cumacea, Vid.-Selsk. Forhand., p. 39.

1865. *Diastylis bicornis*, Bate, Ann. and Mag. Nat. Hist., ser. 3, vol. xv., p. 84, pl. i., fig. 2.

1869. *Diastylis bispinosa*, Norman, Last Report Shetland Dredging, Brit. Assoc. Rep. for 1868, p. 270.

1900. *Diastylis cornuta*, G. O. Sars, Crust. Norway, iii. Cumacea, p. 45, pls. xxxv. and xxxvi.



CRUSTACEA OF NORTHUMBERLAND AND DURHAM

A single specimen taken off Whitley in 20 fathoms  
(G. S. B.) N.

DIASTYLIS RUGOSA G. O. Sars.

1864. *Diastylis rugosa*, G. O. Sars, Aberrante Krebsdyr-  
gruppe Cumacea, Vid.-Selsk. Forhand., p. 41 ♀.

1879. *Diastylis strigata*, Norman, Crustacea Cumacea of  
"Lightning," &c., Ann. and Mag. Nat. Hist., ser. 5,  
vol. iii., p. 62 ♂.

1900. *Diastylis rugosa*, G. O. Sars, Crust. Norway, iii.  
Cumacea, p. 48, pl. xxxvii.

Off Durham coast (A. M. N.), off Whitley in 20 fathoms  
(G. S. B.) N.D.

DIASTYLIS LÆVIS Norman.

1869. *Diastylis lævis*, Norman, Last Report Shetland  
Dredging, Brit. Assoc. Report for 1868, p. 270.

1879. *Diastylis lævis*, Norman, Crustacea Cumacea of  
"Lightning," &c., Ann. and Mag. Nat. Hist., ser. 5,  
vol. iii., p. 60.

1900. *Diastylis rostrata*, G. O. Sars, Crust. Norway, iii.  
Cumacea, p. 51, pl. xxxix. (not of Goodsir, which is  
*D. Rathkei*).

1906. *Diastylis lævis*, Norman and Scott, Crustacea of  
Devon and Cornwall, p. 31.

Off Marsden and off Holy Island (A. M. N.); off Whitley,  
20 fathoms (G. S. B.); Cullercoats (A. Mk.) N.D.

DIASTYLIS TUMIDA (Lilljeborg).

1855. *Cuma tumida*, Lilljeborg, Ofvers. Vet.-Akad.  
Förhand., p. 119.

1900. *Diastylis tumida*, G. O. Sars, Crust. Norway, iii.  
Cumacea, p. 52, pl. xi.

Off Whitley, 20 fathoms, and 30 miles off Sunderland  
(G. S. B.) N.D.

DIASTYLIS LUCIFERA (Krøyer).

1841. *Cuma lucifera*, Krøyer, Naturhist. Tidsskrift, vol. iii.,  
pp. 527 and 531, pl. vi., figs. 34, 35; and Voyages en  
Scandinavie, &c., pl. iii., fig. 3.

CRUSTACEA OF NORTHUMBERLAND AND DURHAM

1900. *Diastylis lucifera*, G. O. Sars, Crust. Norway, iii.  
Cumacea, p. 49, pl. xxxviii.

Off Marsden and off Tynemouth (A. M. N.); 29 miles E. of  
Alnmouth in 59 fathoms, off Souter Point in 39 fathoms, and  
off Hawthorn 25 fathoms (G. S. B.) N.D.

DIASTYLOIDES BIPPLICATA G. O. Sars.

1864. *Diastylis biplicata*, G. O. Sars, Om den aberrante  
Krebsdyrgruppe Cumacea, Vid.-Selskab. Forhand.,  
p. 46.

1867. *Diastylis lamellata*, Norman, Brit. Assoc. Report  
for 1866, p. 200.

1879. *Diastylis Calveri*, Norman, Crustacea Cumacea of  
"Lightning," &c., Ann. and Mag. Nat. Hist., ser. 5,  
vol. iii., p. 63 ♂.

1900. *Diastylodes biplicata*, G. O. Sars, Crust. Norway,  
iii. Cumacea, p. 62, pl. xlvi.

Off Tynemouth (A. M. N.). About 30 miles off Alnmouth  
in 39 fathoms; off Souter Point, 39 fathoms; and 25 miles off  
Sunderland, 45 fathoms (G. S. B.) N.D.

LEPTOSTYLIS AMPULLACEA (Lilljeborg).

1855. *Cuma ampullacea*, Lilljeborg, Ofvers. Vet. Akad.  
Förhand., p. 120.

1864. *Diastylis ampullacea*, G. O. Sars, Om den aberrante  
Krebsdyrgruppe Cumacea, Vid. Selskab. Forhand.,  
p. 50.

1900. *Leptostylis ampullacea*, G. O. Sars, Crust. Norway,  
iii. Cumacea, p. 70, pl. 1, fig. 1.

In a depth of 40 fathoms 30 miles off Sunderland (G. S. B.)  
N.

FAM. 6.—PSEUDOCUMIDÆ

PSEUDOCUMA LONGICORNIS (J. V. Thompson).

1856. *Cyrianassa longicornis* (J. V. Thompson) Bate, Ann.  
and Mag. Nat. Hist., ser. 2, vol. xvi., p. 187.

1860. *Leucon cercaria*, Van Beneden, Recherches sur la  
Faune littorale de Belgique, Crustacés, p. 85, pl. iv.

CRUSTACEA OF NORTHUMBERLAND AND DURHAM

1864. *Pseudocuma bistriata*, G. O. Sars, Om den aberrante Krebsdyrgruppe Cumacea, Vid. Selskab. Forhand., p. 70.  
 1877. *Cuma bella*, Meinert, Crust. Isop. Amphip. et Decap. Daniæ. Naturhist. Tidsskrift 3, R., vol. xi., p. 179.  
 1900. *Pseudocuma cercaria*, G. O. Sars, Crust. Norway, vol. iii., Cumacea, p. 74, pls. li., lii.  
 Off Seaham and off Newbiggin (A. M. N.); off Alnmouth, Souter Point, Hawthorn, and Seaton Carew (G. S. B.); Druridge Bay and Cullercoats (A. Mk.) N.D.

PSEUDOCUMA SIMILIS G. O. Sars.

1900. *Pseudocuma similis*, G. O. Sars, Crust. Norway, iii. Cumacea, p. 76, pl. liii.  
 Off Marsden, Co. Durham, in 28 fathoms (G. S. B.) D.

PETALOSARSIA DECLIVIS (G. O. Sars).

1864. *Petalopus declivis*, G. O. Sars, Om den aberrante Krebsdyrgruppe Cumacea, Vid. Selsk. Forhand., p. 72.  
 1882. *Petalomera declivis*, G. O. Sars, Oversigt Norges Crustaceer I., Christ. Vid. Selsk. Forhand., p. 58.  
 1893. *Petalosarsia declivis*, Stebbing, History of Crustacea, p. 308.  
 1900. *Petalosarsia declivis*, G. O. Sars, Crust. Norway, iii. Cumacea, p. 77, pl. liv.  
 About 30 miles off Alnmouth in 39-57 fathoms, and off Souter Point in 37 fathoms (G. S. B.) N.

FAM. 7.—NANNASTACIDÆ

CUMELLA PYGMÆA G. O. Sars.

1864. *Cumella pygmæa*, G. O. Sars, Om den aberrante Krebsdyrgruppe Cumacea, Vid. Selsk. Forhand., p. 74.  
 1869. *Cumella agilis*, Norman, Last Report Dredging Shetland, Brit. Assoc. Rep. for 1868, p. 272 ♂.  
 1878. *Cumella pygmæa*, G. O. Sars, Nye Bidrag til Kundskaben Middelhavets Invertebratfauna, II., Middelhavets Cumaceer, Archiv. f. Mathem. og Naturvid., p. 146, pls. l.-li.

CRUSTACEA OF NORTHUMBERLAND AND DURHAM

1900. *Cumella pygmaea*, G. O. Sars, Crust. Norway,  
iii. Cumacea, p. 81, pl. lv.

Newbiggin and Seaham (A. M. N.); off Whitley and off  
Sunderland (G. S. B.) N.D.

CAMPYLASPIS RUBICUNDA (Lilljeborg).

1852. *Cuma rubicunda*, Lilljeborg, Hafs-Crustaceer vid  
Kullaberg. Ofvers. Kongl. Vet. Akad. Förhand., p. 121.

1864. *Campylaspis rubicunda*, G. O. Sars, Om en aberrante  
Krebsdyrgruppe Cumacea, Vid. Selsk. Forhand., p. 77.

1900. *Campylaspis rubicunda*, G. O. Sars, Crust. Norway,  
iii. Cumacea, p. 84, pls. lvi., lvii.

Off Souter Point, 39 fathoms, and off Hawthorn, 25 fathoms  
(G. S. B.) D.

CAMPYLASPIS GLABRA G. O. Sars.

1878. *Campylaspis glabra*, G. O. Sars, Nye Bidrag til  
Kundskaben om Middelhavets Fauna, II., Mittel-  
havets Cumaceer, Archiv. f. Mathemat. og Naturvid.,  
p. 129, pls. xlv.-xlvii.

1900. *Campylaspis glabra*, G. O. Sars, Crust. Norway,  
iii. Cumacea, p. 86, pl. lviii.

About 30 miles off Alnmouth in 39 fathoms; 5-6 miles off  
Souter Point, 30 fathoms; off Marsden, 28 fathoms (G. S. B.)

N.D.

CAMPYLASPIS COSTATA G. O. Sars.

1864. *Campylaspis costata*, G. O. Sars, Om den aberrante  
Krebsdyrgruppe Cumacea, Vid. Selsk. Forhand., p. 79.

1894. *Campylaspis costata*, Norman, A Month on the  
Trondhjem Fiord, Ann. and Mag. Nat. Hist., ser. 6,  
vol. xiii., p. 277, pl. xii., fig. 9.

1900. *Campylaspis costata*, G. O. Sars, Crust. Norway,  
iii. Cumacea, p. 87, pl. lx.

About 30 miles off Alnmouth, 39-59 fathoms; and off  
Souter Point, 39 fathoms (G. S. B.) N.D.

[*Leucon nasicooides* and *Dactylopsis resima* were recorded  
(Nat. Hist. Trans. North., Dur., and Newcastle, vol. xiv.,  
p. 94) by mistake from the coast].

CRUSTACEA OF NORTHUMBERLAND AND DURHAM

ORDER VI.—ISOPODA Latreille

The arrangement and nomenclature here employed is that of G. O. Sars' Account of the Crustacea of Norway, vol. ii., Isopoda, 1896-1899. Where necessary, however, references are given.

SECTION I.—CHELIFERA G. O. Sars

FAM. I.—TANAIDÆ

TANAIS CAVOLINII H. Milne-Edwards.

1828. *Tanais Cavolinii*, H. Milne-Edwards in Audouin et Milne-Edwards, Précis d'Entomologie, vol. i., pl. xxxi., fig. 2.
1840. *Tanais Cavolinii*, H. Milne-Edwards, Hist. Nat. des Crustacés, vol. iii., p. 141, pl. xxxi., fig. 6.
1842. *Tanais tomentosus*, Krøyer, Naturhist. Tidsskrift, vol. iv., p. 183; and Voyages en Scandinavie, &c., pl. xxvii., fig. 2.
1843. *Crossurus vittatus*, Rathke, Beitrag zur Fauna Norwegens, p. 35, pl. i., figs. 1-7.
1866. *Tanais vittatus*, Bate and Westwood, vol. ii., p. 125.
1875. *Tanais vittatus*, Macdonald, External Anatomy of *Tanais vittatus*, &c. Trans. Linn. Soc., Zool., ser. 2, vol. i., p. 67, pl. xv.
1896. *Tanais tomentosus*, G. O. Sars, Crust. Norway, ii. Isopoda, p. 12, fig. 15.
1897. *Tanais Cavolinii*, A. Dollfus, Note Prelim. Tanaidæ de l' "Hirondelle." Bull. Soc. Zool. France, vol. xxi., p. 207.
1898. *Tanais Cavolinii*, A. Dollfus, Campagnes de la "Melita," Tanaidæ. Mem. Soc. Zool. France, vol. xi., p. 35.
1899. *Tanais Cavolinii*, Norman, Ann. and Mag. Nat. Hist., ser. 7, vol. iii., p. 332.

In 1866 G. O. Sars (Nye Bidrag til Kundskaben om Middelhavets Invertebratfauna, iii. Middelhavets Saxisopoder, Archiv. f. Mathemat. og Naturvid., p. 312, pl. ix., figs. 1-3)

CRUSTACEA OF NORTHUMBERLAND AND DURHAM

described the *Tanais* which has *four-jointed* uropods under the name *Tanais Cavolinii* Milne-Edwards; but A. Dollfus has shown that Milne-Edwards' species is that which has *three-jointed* uropods, and must take precedence of the synonyms given above. To a *four-jointed* uropod species A. Dollfus has given the name *A. Chevreuxi*; and this would seem to be *T. Cavolinii* G. O. Sars. The present species is also *Tanais hirticaudatus* of Bate.

Berwick Bay (Dr. G. Johnston); Cullercoats (G. S. B.). N.

TANAISUS LILLJEBORGII (Stebbing).

1891. *Leptognathia Lilljeborgii*, Stebbing, "Sessile-Eyed Crustacea." Ann. and Mag. Nat. Hist., ser. 6, vol. viii., p. 325. pl. xvi.

1897. *Leptognathia crassimana*, Dollfus (A.), Campagnes de la "Melita," Tanaidæ. Mem. Soc. Zool. France, vol. xi., p. 46 ♂.

1906. *Tanaisus Lilljeborgii*, Norman and Scott, "The Crustacea of Devon and Cornwall," p. 34, pl. i., figs. 1-7.

Off North Sunderland and Seaton Carew in 4 fathoms (G. S. B.). N.D.

LEPTOGNATHIA FILIFORMIS (Lilljeborg).

Off Northumberland coast between St. Mary's Island and Souter Point, 1904 (G. S. B.) N.

LEPTOGNATHIA BREVIREMIS (Lilljeborg).

In the same dredgings as the last (G. S. B.) N.

LEPTOGNATHIA LONGIREMIS (Lilljeborg).

With the two preceding species (G. S. B.) N.

LEPTOGNATHIA BREVIMANA (Lilljeborg).

About 30 miles off Alnmouth in 57 fathoms, and 5-6 miles off Souter Point in 30 fathoms, both ♂ and ♀ (G. S. B.) N.

[Bate and Westwood record *Apseudes Latreillii* from Northumberland from A. M. N. It was a *lapsus* on their part. The specimen sent to them was labelled "Moray Firth."]

CRUSTACEA OF NORTHUMBERLAND AND DURHAM

SECTION II.—FLABELLIFERA G. O. Sars

FAM. 1.—GNATHIIDÆ

GNATHIA MAXILLARIS (Montagu).

This is *Anceus maxillaris* ♂ and *Praniza cœruleata* ♀ of Bate and Westwood; but not *Gnathia maxillaris* of G. O. Sars (see Norman and Scott's "Crustacea of Devon and Cornwall," 1906, p. 36, pl. ii., figs. 1-8).

Not rare off the coasts of the two counties. N.D.

FAM. 2.—ÆGIDÆ

ÆGA PSORA (Linné).

A specimen taken off the N.E. coast is (or was) in the Newcastle Museum. N.(D?)

ÆGA MONOPHTHALMA Johnston.

1834. *Æga monophtalma* (larger form), Johnston, Loudon's Mag. Nat. Hist., vol. vii., p. 233, figs. a, b.

Johnston procured three specimens attached to a large codfish taken in Berwick Bay. One of these specimens is in the British Museum, "Berwick Bay (on codfish), presented by Dr. G. Johnston"; another specimen is in the British Museum, "Northumberland, presented by R. Howse, Esq."; a third specimen is in the Newcastle Museum labelled "Presented by W. Hutchenson, Whitburn"; a fourth specimen was procured by Mr. G. Abbs at Whitburn, and came into the possession of Mr. A. Hancock, who gave it to A. M. N. N.D.

ÆGA STREMI Lütken.

1834. *Æga monophtalma* (smaller form), Johnston, Loudon's Mag. Nat. Hist., vol. vii., p. 233, fig. c.

1843. *Æga bicarinata*, H. Rathke, Beit. zur Fauna Norwegens, p. 25, pl. vi., figs. 1-18 (but not *Æga bicarinata* Leach).

1858. *Æga Stremii*, Lütken, Vid. Medd. Nat. For. Kjobenhavn, p. 68, pl. i. a, figs. 6-8.

1906. *Æga Stremii*, Norman and Scott, "Crustacea of Devon and Cornwall," p. 38, pl. viii., figs. 9, 10.

CRUSTACEA OF NORTHUMBERLAND AND DURHAM

In *Æga bicarinata* Leach the eyes are widely separated, in *Æga Strömii* they meet each other. Bate and Westwood (vol. ii., p. 281) erroneously regarded the *Æga monophthalma*, smaller form, as a variety to *Æga tridens* Leach.

A specimen is in A. M. N.'s collection which was taken at Whitburn, May 18, 1849, by Mr. Abbs, and given to Mr. Hancock, who kindly added it to A. M. N.'s collection. A second specimen is in the Newcastle Museum. Bate and Westwood (vol. ii., p. 280) erroneously referred the Whitburn specimen above-named, which was sent to them for their use, to *Æga bicarinata*. N.D.

SECTION III.—VALVIFERA G. O. Sars

FAM. I.—IDOTEIDÆ

IDOTEA BALTHICA (Pallas)=*I. tricuspidata* Bate and Westwood.

For synonyms see G. O. Sars' Crust. Norway, vol. ii., Isopoda. Frequent on and off the coast in shallow water. N.D.

IDOTEA NEGLECTA G. O. Sars.

Two quite young specimens, only 4 millims. long, appear to be referable to this species. Cullercoats (G. S. B.) N.

IDOTEA GRANULOSA Rathke.

1843. *Idotea granulosa*, H. Rathke, Beit. z. Fauna Norwegens, p. 23.

1895. *Idotea marina*, A. Dollfus, Les Idoteidæ des cotes de France, Feuille des Jeunes Naturalistes, ser. 3, 25 année, p. 7, fig. 22.

1897. *Idothea granulosa*, G. O. Sars, Crust. Norway, ii. Isopoda, p. 82, pl. xxxiv., fig. 1.

Hartley, tidemarks, common (A. M. N.)

Dr. Brady has also found this species in one or two places on the coast, and it is doubtless common between tidemarks, but has been confounded with *I. balthica*. N.D.

IDOTEA EMARGINATA (Fabricius).

Seaham (A. M. N.); Roker and Whitburn from fishing boats (G. S. B.) N.D.



CRUSTACEA OF NORTHUMBERLAND AND DURHAM

IDOTEA LINEARIS (Linné).

Seaham in 10 fathoms, 1861 (G. H.) D.

Professor Sars has changed the usual spelling of this genus *Idotea* to *Idothea*. Such a change is not desirable, first because Fabricius spelt his genus *Idotea*\*, and secondly because there is a genus *Idothea* among the Mollusca.

FAM. 2.—CIROLANIDÆ

EURYDICE PULCHRA Leach.

Occasionally taken in the tow-net in sandy bays near shore. It seems to be more gregarious in habits than are the more recently described species of the genus, which moreover are usually found in deeper water. N.D.

FAM. 3.—LIMNORIIDÆ

LIMNORIA LIGNORUM (Rathke).

A very elaborate paper was published in 1893 by Dr. P. P. C. Hoeck on the structure of this species, and on the damage done by it in Holland†. It is common on the Northumberland and Durham coasts, and often does much injury to piles, etc. N.D.

FAM. 4.—ARCTURIDÆ

ASTACILLA LONGICORNIS (Sowerby).

The *Arcturus gracilis* of Goodsir and of Bate and Westwood is the male of this species.

Not uncommon off the coast. N.D.

ASTACILLA INTERMEDIA (Goodsir).

1841. *Arcturus intermedius*, H. Goodsir, Edinb. New Philos. Jour., vol. xxxi., p. 309, pl. vi., figs. 1-3.

1867. *Arcturus intermedius*, Bate and Westwood; Brit. Sessile-eyed Crustacea, vol. ii., p. 271.

\* It is curious that Fabricius (Ent. Syst. Supp., 1798) in the body of his work pells his genus *Idotea*, but in the index it appears as *Idothea*.

† Report der Commissie uit de Koninklijke Akademie von Wetenschappen. *Limnoria lignorum*. Amsterdam, 1893.

CRUSTACEA OF NORTHUMBERLAND AND DURHAM

1869. *Arcturus affinis*, G. O. Sars, Nye Dybvands-  
crustaceer fra Lofoten. Chr. Vid. Selsk. Forh., p. 163  
(p. 19 separate copy).

1897. *Astacilla affinis*, G. O. Sars, Crust. Norway, vol. ii.,  
Isopoda, p. 90., pl. xxxvii., fig. 2.

Dr. Henderson has recorded the occurrence of this species  
in the Firth of Forth, which is the locality whence the types of  
Goodsir came; he writes, "N.E. of Inchkeith in the Firth of  
Forth, April, 1884, attached to spines of *Echinus esculentus*.  
Colour pale white, transparent, the distal end of joints of  
antenna banded with green; green bands (faint) on anterior  
segments of body." This observation is interesting in con-  
nection with the fact that this *Astacilla* was taken in consider-  
able numbers near the Farne Islands in 1863 clinging to the  
test of *Strongylocentrotus drabachiensis* (Müller). The year  
previously this species had been taken off Tynemouth (A.M.N.)  
N.

ARCTURELLA DILATATA G. O. Sars.

Souter Bank in 39 fathoms, and 32 miles E. of Alnmonth in  
40 fathoms (G. S. B.) N.D.

SECTION IV.—ASELLOTA

FAM. 1.—ASELLIDÆ

ASELLUS AQUATICUS (Linné).

In lakes and streams. N.D.

FAM. 2.—JANIRIDÆ

JANIRA MACULOSA Leach.

In the coralline zone, not rare. N.D.

JÆRA MARINA (Fabricius).

This is *Jæra albifrons* of Bate and Westwood. It is  
common under stones between tidemarks.

N.D.

FAM. 3.—MUNNIDÆ

MUNNA LIMICOLA G. O. Sars.

Off Seaham Harbour (G. H.); 2½ miles off Souter Point in  
21 fathoms (G. S. B.); Bate and Westwood (vol. iv., p. 328)

CRUSTACEA OF NORTHUMBERLAND AND DURHAM

refer some *Munna* which A. M. N. sent them from Cullercoats and Seaham to *Munna Krøyeri*; but as far as the Seaham specimens were concerned certainly erroneously (A. M. N.)

D.

MUNNA FABRICII Krøyer.

Thirty-four miles E. of Alnmouth in 39 fathoms, and off Souter Point in the same depth (G. S. B.)

N.D.

PARAMUNNA BILOBATA G. O. Sars.

Twenty-nine miles E. of Alnmouth, 59 fathoms; and 5-6 miles off Souter Point in 50 fathoms (G. S. B.)

N.D.

PLEUROGONIUM RUBICUNDUM G. O. Sars.

Two and a half miles off Souter Point, 21 fathoms; off Marsden 30 fathoms, and off Sunderland in 40 fathoms. (G. S. B.)

N.D.

PLEUROGONIUM SPINOSISSIMUM G. O. Sars.

1899. *Pleurogonium spinosissimum*, Th. Scott, "Report Marine and Freshwater Crustacea from Franz-Josef Land." Jour. Linn. Soc., Zool., vol. xxvii., p. 67, pl. iii., fig. 15.

A half-grown specimen apparently referable to this species, but with characters not fully developed, dredged off Souter Point. The metasome is as in Scott's figure, more contracted distally and more pointed at the extremity than in the figure given by Sars (G. S. B.)

N.

PLEUROGONIUM INERME G. O. Sars.

Dredged in about 25 fathoms off Northumberland coast between St. Mary's Island and Souter Point, 1904 (G. S. B.)

N.

FAM. 4.—MUNNOPSISÆ

PSEUDARACHNA HIRSUTA G. O. Sars.

Twenty-nine miles E. of Alnmouth, 59 fathoms, and off Souter Bank, 39 fathoms (G. S. B.)

N.D.

EURYCOPE MUTICA G. O. Sars.

Twenty to thirty miles E. of Alnmouth in 50-60 fathoms (G. S. B.)

N.

CRUSTACEA OF NORTHUMBERLAND AND DURHAM

SECTION V.—SPHÆROMIDEA

FAM. 1.—SPHÆROMIDÆ

SPHÆROMA RUGICAUDA Leach.

Wansbeck, Seaton Sluice, Hartlepool, Port Clarence  
(A. M. N.); Hylton Dene (G. S. B.) N.D.

SECTION VI.—ONISCOIDEA

Mr. R. S. Bagnall, of Winlaton-on-Tyne, has during the last two years worked at this tribe energetically and with great success. He has kindly placed the results of his investigations at our disposal.

FAM. 1.—LIGIIDÆ

LIGIA OCEANICA Linné.

Rocks, at and above high-water mark, common. N.D.

FAM. 2.—TRICHONISCIDÆ

TRICHONISCUS PUSILLUS Brandt.

This species, which is the *Philourgria riparia* Bate and Westwood, is frequent among damp leaves and moss. N.D.

VAR. VIOLACEUS Schöbl?

1861. *Trichoniscus violaceus*, Schöbl, Korysi stejnonozi (Crustacea Isopoda) ohledem na rody a druhy v Cechách se nalézající (Ziva. Casopis Préródnický, p. 310, V. Praze).

Mr. Bagnall writes of the *Trichoniscus* here referred to, "It is always met with in exceedingly moist situations, and in its movements differs from *T. pusillus*. It was first met with by Mr. Gill and myself in the moss of a waterfall, and among refuse at the foot of the same over which water continually drops, at Gibside; and subsequently it was found at another waterfall in Gibside. Also a single specimen from a well in a garden at Winlaton; and others from under stones in a small stream at Scour Banks, near Winlaton Mill; and under stones in a similar situation at Hart, near Hartlepool." It was also taken a great many years ago by A. M. N. in a very damp

CRUSTACEA OF NORTHUMBERLAND AND DURHAM

situation by the side of the stream which runs into Seaton Sluice, Northumberland. Under stones on the sea banks at Fulwell and Ryhope (G. S. B.) N.D.

TRICHONISCUS PYGMÆUS G. O. Sars.

1898. *Trichoniscus pygmæus*, G. O. Sars, Crust. Norway, vol. ii., Isopoda, p. 162, pl. lxxii., fig. 2.

1906. *Trichoniscus pygmæus*, Bagnall (R. S.), Ann. and Mag. Nat. Hist., ser. 7, vol. xviii., p. 474.

1907. *Trichoniscus pygmæus*, Bagnall (R. S.), Ann. Soc. Royale Zoologique et Malacologique de Belgique, xlii., pp. 263-266.

Gardens at Winlaton, where it is common; Gibside, Ravensworth, Egglestone-in-Teesdale; in flower-pots at South Hylton; and in Northumberland in gardens, Leazes Park and Hancock Museum grounds, Newcastle; Butcher Hill, near Matfen; Wylam, and Alnwick. Mr. Bagnall, who gives all the foregoing localities, adds "I have found it on several occasions away from cultivated ground." N.D.

TRICHONISCUS STEBBINGI Patience.

1907. *Trichoniscus Stebbingi*, Patience (A.), Journ. Linn. Soc., Zool., vol. xxx., p. 42, pl. vii., figs. 1-7.

1908. *Trichoniscus Stebbingi*, Bagnall (R. S.), Ann. Soc. Royale Zoologique et Malacologique de Belgique, xliii., pp. 127-129.

A single specimen in an orchid house belonging to Mr. Cookson at Wylam, and also a few examples in hothouses at Alnwick and Newcastle-upon-Tyne (Bagnall). N.D.

TRICHONISCUS INTERMEDIUS n. sp. (provisional), Bagnall.

"Two examples taken amongst herbage on Butcher Hill Farm, near Matfen, in September, 1906, but unfortunately so mutilated about the abdomen as to defy description. The locality is seven or more miles over a hilly road from the nearest station, and I have not been able to search for further examples. The telson is identical with that of *pusillus*, to which species it bears the strongest resemblance; but the

CRUSTACEA OF NORTHUMBERLAND AND DURHAM

antennæ are like those of *vividus*, Koch; the flagellum 5-7 jointed, and the peduncle very smooth, without the spines which characterize the peduncle of *pusillus*.<sup>1</sup> (Bagnall). N.

TRICHONISCUS ROSEUS (Koch).

Four specimens of the white variety under a stone in the grounds of the Hancock Museum at Newcastle; and richly coloured examples with *Cylisticus*, *T. pygmæus*, etc., at Alnwick: also rarely in a garden at Winlaton and in the winter gardens, Sunderland (Bagnall). N.D.

TRICHONISCOIDES ALBIDUS (Budde Lund).

1885. *Trichoniscus albidus*, Budde Lund, Crust. Isopoda terrestria, p. 248.

The *Trichoniscoides albidus* G. O. Sars would seem to be a different species from that of Budde Lund.

Carley Hill Quarry near Sunderland, 1904 (G. S. B.). Two examples in a garden at Winlaton. A few examples with *Trichoniscus roseus* and *T. pygmæus* at Alnwick, which were of a beautiful and pronounced yellowish-pink colour when alive (Bagnall). N.D.

HAPLOPHTHALMUS MENGII (Zaddach).

1898. *Haplophthalmus Mengii*, Sars (G. O.). Crust. Norway, vol. ii., Isopoda, p. 167, pl. lxxiv., fig. 1.

1906. *Haplophthalmus Mengii*, Webb and Sillem, The British Woodlice, p. 26, pl. vii.

This is *Haplophthalmus elegans* of Schöbl.

Fulwell Quarry, near Sunderland (G. S. B.) Under stones in garden and field at the Groves, Winlaton, with *T. pygmæus*. In gardens and cool greenhouse Leazes Park, Newcastle, and under stone in grounds of the Hancock Museum. On one occasion in the open country (Bagnall). N.D.

HAPLOPHTHALMUS DANICUS, Budde Lund.

1898. *Haplophthalmus danicus*, Sars (G. O.), Crust. Norway, vol. ii., Isopoda, p. 165, pl. lxxiv., fig. 2.

1906, *Haplophthalmus danicus*, Webb and Sillem, The British Woodlice, p. 27, pl. viii.

CRUSTACEA OF NORTHUMBERLAND AND DURHAM

Humbleton Hill, near Sunderland (G. S. B.). A mature male and young under a piece of wood in a garden at Wylam-on-Tyne, and in numbers Leazes Park, Newcastle, where they occurred in the gardens as well as in the cooler houses (Bagnall). N.D.

FAM. 3.—ONISCIDÆ

ONISCUS ASELLUS Linné.

Everywhere.

N.D.

PHILOSCIA MUSCORUM (Scopoli).

Sedgefield (A. M. N.); Humbleton Hill, Cleadon, and Carley Hill Quarry near Sunderland, Stocksfield, and Ratcheugh Crag (G. S. B.). Mr. Bagnall has taken it in a great many localities in our two northern counties. He writes to us "Generally common under stones in hedgerows, and amongst dry grass, vegetable matter, etc. A very dark and almost unicolorous form is found under stones in gardens; a totally yellow variety in damp moss of waterfalls (Gibside, Durham, and Saltburn, Yorkshire). A number sent to me from the south of England are of a beautiful pink colour, exhibiting no trace of brown. All our Northumberland and Durham specimens are much darker than the southern examples, with the exception of the yellow variety; and none of them exhibit the slightest trace of pink or red in their coloration." N.D.

PHILOSCIA PATIENCEI Bagnall.

1908. *Philoscia Patientei*, Bagnall (R. S.), Ann. and Mag. Nat. Hist., ser. 8, vol. i., pp. 428-451, pl. xviii.

After describing this small species of *Philoscia*, which was discovered in large numbers in a hothouse at Kew, Mr. Bagnall writes, "On examining the species something in its general facies appealed to me as being familiar, and I remembered a few examples of a puzzling form which I had found with *Trichoniscus pygmaeus*, Sars, in a garden at Winlaton, Co. Durham. This form was entered in my diary for October, 1906, and February, 1907, as "*Trichoniscus dilaticornis*, sp. nov.?" but, as the specimens were undoubtedly immature,

CRUSTACEA OF NORTHUMBERLAND AND DURHAM

I put them away, and they thus escaped my memory. I was very interested therefore to find upon re-examination that the species was apparently conspecific with the one just described, or, at least, very closely allied to it."

When alive *P. Patiencei* bears a very strong superficial resemblance to the ubiquitous *Trichoniscus pusillus*, both in its general appearance and movements. N.D.

PLATYARTHURUS HOFFMANSEGGII Brandt.

1898. *Platyarthrus Hoffmansseggi*, Sars (G. O.), Crust. Norway, vol. ii., Isopoda, p. 175, pl. lxxvi., fig. 2.

1906. *Platyarthrus Hoffmansseggii*, Webb and Sillem, The British Woodlice, p. 30, pl. xiii.

Carley Hill Quarry, near Sunderland (G. S. B.). Two examples with *Myrmica rubra* at Chopwell, and several with the same ant at Greatham, near Hartlepool (Bagnall). D.

PORCELLIO SCABER Latreille.

Very common, "Including varieties *marmorata* and *marginata* of Brandt and Ratzeburg, the latter variety very rare. Also a large form, bright red in colour, which might be called var. *rufa*, a single specimen Winlaton, and three examples sent to me by Mr. Donisthorpe, taken in the nest of the red ant *Formica sanguinea*. A small variety is found in colonies in the busiest parts of the nests of the wood ant *Formica rufa* at Corbridge-on-Tyne; it is much smaller than the type, the dorsal surface not so scabrous, cephalic lobe less pointed, and distal joint of the flagellum longer in relation to basal joint; but as the sexual characters, etc., on dissection, entirely agree with *P. scaber*, it would be better to regard it as a form of that species, most likely produced after several generations of life with the ants; it might bear the distinguishing name var. *Darwiniana*. On two occasions I have found colonies almost identical with the last living under stones in rock-pools of salt water and entirely submerged; and when disturbed they merely ran along the bed of the pool to seek shelter under another submerged stone or piece of weed" (Bagnall). N.D.



CRUSTACEA OF NORTHUMBERLAND AND DURHAM

PORCELLIO PICTUS Brandt and Ratzeburg.

1898. *Porcellio pictus*, Sars (G. O.), Crust. Norway, vol. ii., Isopoda, p. 177, pl. lxxviii., fig. 1.

1906. *Porcellio pictus*, Webb and Sillem, The British Woodlice, p. 33, pl. xiv.

A few in the Hancock Museum grounds, Newcastle. Several examples in garden and cellars, and a small colony under a stone in quarry at Winlton. Common under stones near inn at Egglestone-in-Teesdale, also under bark of logs laid for firewood; and at Corbridge (Bagnall). N.D.

PORCELLIO DILATATUS Brandt.

Several taken in rubbish heap behind Hancock Museum, Newcastle; a few in orchid houses at Wylam; common at Alnwick; swarming in cold greenhouses at Winlton, and also in propagating houses Ravensworth, and in Leazes Park, Newcastle-on-Tyne (Bagnall). N.D.

PORCELLIO RATHKEI Brandt.

1853. *Porcellio trivittatus*, Lereboullet, Mem. Crust. Fam. Cloportides (Mem. Soc. Nat. Hist. Strasbourg), p. 54, pl. i., figs. 13, 14, pl. iii., figs. 66-70.

1898. *Porcellio Rathkei*, Sars (G. O.), Crust. Norway, vol. ii., Isopoda, p. 180, pl. lxxix., fig. 1.

1906. *Porcellio Rathkei*, Webb and Sillem, The British Woodlice, p. 34, pl. xvi.

Near Winlton Mill, Stocksfield, and Humbledon Hill near Sunderland (G. S. B.). A single example under stones in meadow at Lockhaugh near Rowlands Gill (Bagnall). N.D.

PORCELLIO LÆVIS Latreille.

One adult and three young under stone on rubbish heap behind the Hancock Museum, Newcastle-upon-Tyne (Bagnall). N.

METOPONORTHUS PRUINOSUS (Brandt).

1868. *Porcellio pruinosus*, Bate and Westwood, vol. ii., p. 487.

1898. *Metoponorthus pruinosus*, Sars (G. O.), Crust. Norway, vol. ii., Isopoda, p. 184, pl. lxxx., fig. 2.

CRUSTACEA OF NORTHUMBERLAND AND DURHAM

1906. *Metoponorthus pruinus*, Webb and Sillem, The British Woodlice, p. 37, pl. xix.

Garden, Burnmoor Rectory, co. Durham (A. M. N.). In numbers swarming with *P. scaber* in heap of garden rubbish, Hancock Museum grounds, Newcastle. Alnwick, common. One specimen in a quarry near the village of Winlaton, where also it occurred in a cellar, and swarming in old greenhouses with *Porcellio dilatatus*; Axwell Park, near Blaydon; a colony under large stone near the salt-works at Greatham (Bagnall).

N.D.

CYLISTICUS CONVEXUS (De Geer).

1868. *Porcellio armadilloides*, Bate and Westwood, vol. ii., p. 485.

1898. *Cylisticus convexus*, Sars (G. O.), Crust. Norway, vol. ii., Isopoda, p. 186, pl. lxxxii.

1906. *Cylisticus convexus*, Webb and Sillem, The British Woodlice, p. 39, pl. xxi.

Several specimens at Alnwick in fernery, and a solitary example crawling on the footpath at Monkseaton near Whitley Bay, Northumberland. A single example in a manure heap, Axwell Park, November, 1908 (Bagnall).

N.D.

FAM. 4.—ARMADILLIDIIDÆ

ARMADILLIDIUM VULGARE (Latreille).

Widely distributed, but not nearly so common as it is in the south of England.

N.D.

ARMADILLIDIUM PULCHELLUM Brandt.

1892. *Armadillidium pulchellum*, Dollfus (A.), Tableaux synoptiques de la Faune Française. Le genre Armadillidium. Feuille des Jeunes Naturalistes, p. 14 (separate copy).

1898. *Armadillidium pulchellum*, Sars (G. O.), Crust. Norway, vol. ii., Isopoda, p. 191, pl. lxxxiii., fig. 4.

1906. *Armadillidium pulchellum*, Webb and Sillem, The British Woodlice, p. 42, pl. xxiv.

CRUSTACEA OF NORTHUMBERLAND AND DURHAM

This species is apparently fond of dry situations. Near Stocksfield, Devil's Water (G. S. B.). Two adult and many young under a stone at Winlaton. Found in colonies of the black ant (*Formica fusca*) at Hedley, near Stocksfield, and near Ebchester in the Derwent Valley (Bagnall). N.D.

ARMADILLIDIUM NASATUM Budde Lund.

1892. *Armadillidium nasatum*, Dollfus (A.), Tableaux synoptiques de la Faune Française. Le genre Armadillidium. Feuille des Jeunes Naturalistes, p. 10 (separate copy).

1899. *Armadillidium nasatum*, Norman (A. M.), British Land Isopoda. Ann. and Mag. Nat. Hist. ser. 7, vol. iii., p. 75, pl. vi., figs. 5-8,

1906. *Armadillidium nasatum*, Webb and Sillem, The British Woodlice, p. 40, pl. xxii.

Common in Mr. Cookson's orchid house at Wylam-on-Tyne; garden and cool greenhouse in Leazes Park, Newcastle-upon-Tyne; and a few taken at Alnwick (Bagnall). N.D.

SECTION VII.—EPICARIDA

FAM. 1.—PHRYXIDÆ

PHRYXUS ABDOMINALIS Kröyer.

Bate and Westwood write, "Mr. Alder has obligingly forwarded to us a specimen of the male on *Hippolyte Barleei* taken at Cullercoats on the Northumberland coast." N.

FAM. 2.—BOPYRIDÆ

PLEUROCRYPTA LONGIBRANCHIATA (Bate and Westwood).

This is *Phryxus longibranchiatus* B. and W. (vol. ii., p. 246). They write "The Rev. A. M. Norman announces it from a specimen of *Pagurus Thompsoni* dredged off Tynemouth, August, 1863." The specimen thus recorded had been examined and named by Mr. Bate, the name at that time being a MS. one. It and specimens recorded by Bate as taken on *Galathea squamifera* belonged probably to different

CRUSTACEA OF NORTHUMBERLAND AND DURHAM

species. The specimen from the Northumberland coast remained in Mr. Bate's possession, so that it must be doubtful what it really was. Sars suggests, and perhaps rightly, that it was *Pseudione Hyndmanni* (Bate) (G. O. Sars, Crust. Nor., Isop., p. 207, cf. p. 203).

[It may be here mentioned that while the work of Bate and Westwood was in course of publication, species of Amphipoda and Isopoda, which could not be identified, were sent to Mr. Bate for use in his work. Manuscript names of some of these, including that of the foregoing parasitic Isopod, as well as *Heiscladus longicaudatus* and *Nenia caudadentata* were sent by Mr. Bate, and entered in the lists (Nat. Hist. Trans. North. and Dur., vol. i., 1865, p. 25), but the descriptions were never published, nor were the specimens returned. They were presumably lost, as Mr. Bate was usually very exact in the return of specimens.]

ORDER VI.—AMPHIPODA

Prof. A. Meek has during the last few years been doing excellent work on the Amphipoda, and the following list will show how much it owes to his researches (see Report on Scientific Investigations of Northumberland Sea Fisheries Committee, 1891, and Nat. Hist. Trans. Northumberland, Durham, and Newcastle-upon-Tyne, vol. xiv., pt. 1, p. 57); but many of his records are now first given here. At p. 256 the number of Amphipods from the two counties is given as 130, but it will be found that in the following notes more than that number are recorded; additional species having been discovered by Professor Meek.

SECTION I.—HYPERIIDÆ

FAM. 1.—HYPERIIDÆ

HYPERIA GALBA (Montagu) = *Lestrigonus exulans* and *Kinahani*  
B. & W. ♂

Occasionally taken off the coasts of Northumberland and  
Durham. N.D.

CRUSTACEA OF NORTHUMBERLAND AND DURHAM

HYPEROCHE TAURIFORMIS (Bate and Westwood)=*H. Kröyeri*  
Bovallius and G. O. Sars.

Young and adult specimens have been obtained nearly every year in the surface nets at the trawling excursions; and washed up in abundance in Cullercoats Harbour, March, 1903 (A. Mk.) N.D.

EUTHEMISTO COMPRESSA (Goës).

1878. *Lestrigonus spinidorsalis*, Bate, Ann. and Mag. Nat. Hist., ser. 5, vol. i., p. 411, fig. 2.

Professor Meek tells us that he has taken typical specimens of this species off Northumberland. N.

EUTHEMISTO GRACILIPES (Norman).

1863. *Hyperia oblivia*, Bate and Westwood, vol. ii., p. 16 (but not of Kröyer).

1869. *Hyperia gracilipes*, Norman, "Last Report Dredging Shetland." Brit. Assoc. Rep. for 1868, p. 287.

1887. *Parathemisto longipes*, Bovallius, "Syst. List of Amphip., Hyperiidea." Bihang t. K. Sv. Vet.-Akad. Hand., vol. xi., no. 16, p. 21.

1889. *Parathemisto gracilipes*, Bovallius, "Contrib. to Monog. of Amphip., Hyperiidea." K. Sv. Vet.-Akad. Hand., vol. xvii., no. 7, p. 368.

1906. *Ethemisto gracilipes*, Norman and Scott, The Crustacea of Devon and Cornwall, p. 54.

There are some Arctic Amphipods which reach the British Isles, but which are there of very much smaller size and less pronounced characters; by some naturalists these are regarded as distinct species, by others as varieties. *Ethemisto gracilipes* is such a form. It differs from *E. compressa* in its very small size, and the absence of dorsal spinose keels. Although we have given it as a species, we really regard it as a depauperized form of *E. compressa*. British writers, following the mistake of Bate and Westwood, have frequently recorded it as *Parathemisto oblivia*. From that species it may at once be distinguished by the carpus of the first two pairs of peræopods, which are ovately formed, and wider than the preceding joint.

CRUSTACEA OF NORTHUMBERLAND AND DURHAM

Druridge Bay, 1896, Cambois Bay, 1898, and subsequently at other places on the Northumberland coast (A. Mk.). Mr. Thomas H. Nelson, the ornithologist, has observed this *Euthemisto* cast up at Redcar, Yorkshire, in the most extraordinary quantity on several occasions in the early part of the year, the first time being April 4, 1892.\* These shoals must have come from the north past Northumberland and Durham.  
N.D.

SECTION II.—GAMMARIDEA

FAM. 2.—ORCHESTIIDÆ

TALITRUS LOCUSTA (Pallas).

High-water mark among decaying weeds, sandy shores, common.  
N.D.

HVALE LUBBOCKIANA (Bate)=*Allorchestes imbricatus*.

"Coast of Northumberland by Mr. Joshua Alder" (Bate and Westwood).  
N.

HVALE NILSSONI (Rathke).

Common amongst the rocks, especially under the little masses of mussels at Cullercoats and Whitley near high-water mark (A. Mk.)  
N.D.

ORCHESTIA LITTOREA (Montagu).

Common high-water mark among pebbles mixed with sand. *Orchestia brevidigitata* B. and W., vol. ii., p. 277, is the young of this species.  
N.D.

ORCHESTOIDEA DESHAYESII (Audouin).

Abundant among pebbles high-water mark at Ryhope (A. M. N.)  
D.

FAM. 3.—LYSIANASSIDÆ

LYSIANASSA PLUMOSA Boeck.

1861. *Lysianassa Costæ*, Bate and Westwood vol. i., p. 74 ♀.

1861. *Lysianassa longicornis*, Bate and Westwood (partim), vol. i., p. 85 ♂.

\* See Norman, The Naturalist, 1892, p. 175, and refer to what has been written under *Thysanoessa longicaudata*, p. 271.

CRUSTACEA OF NORTHUMBERLAND AND DURHAM

1870. *Lysianassa plumosa*, Boeck, Crust. Amphip. Bor. et Arct., p. 14 ♂.

1893. *Lysianassa septentrionalis*, Della Valle, Fauna und Flora des Golfes von Neapel, p. 775.

This does not seem to be the *Lysianassa Coste* of Milne-Edwards, and Della Valle re-named it; but Boeck's name must take precedence.

A single specimen from coast of Northumberland sent by Mr. Alder (Bate and Westwood). N.

LYSIANASSA CERATINA (Walker).

1889. *Lysianax ceratinus*, Walker, "Third Report on Higher Crustacea." Fauna of Liverpool Bay, vol. iii., p. 200, pl. x., figs. 1-8.

The *Lysianassa Coste* ♀ and *L. longicornis* ♂ of Dredging Report of 1863 and 1864 are referable to this more recently described form, which is distinguished from *L. plumosa* in wanting the upturned process of the lower hind margin of the third segment of the metasome. *L. ceratina* was taken off Holy Island, Northumberland (A. M. N.) N.

ACIDOSTOMA OBESUM (Bate)=*Anonyx obesus* Bate.

A number of specimens dredged in 39-59 fathoms off Durham and Northumberland coasts (A. M. N.) N.D.

SCOPELOCHEIRUS HOPEI (A. Costa)=*Callisoma crenata* B. & W.

Seven miles E. by S. from Tynemouth, 25 fathoms; near Holy Island and off other parts of Northumberland coasts (A. M. N.); off Seaham Harbour, 30-40 fathoms, abundant (G. H. and A. M. N.); off Berwick, 25 fathoms (A. Mk.) N.D.

HIPPOMEDON DENTICULATUS (Bate).

Seven miles E. by S. from Tynemouth, 25 fathoms; near Holy Island and several other places in deep water off Northumberland coast (A. M. N.); twelve fathoms off Newbiggin (G. S. B.); off Seaham Harbour (G. H.) N.D.

HIPPOMEDON PROPINQUUS G. O. Sars.

Mr. Meek has taken a few specimens in 39 fathoms off Northumberland and Durham. N.D.

CRUSTACEA OF NORTHUMBERLAND AND DURHAM

ORCHOMENE HUMILIS (A. Costa)

This is *Anonyx Edwardsii* Bate and Westwood (not Kröyer), *Anonyx melanophthalmus* Norman, *Anonyx serratus* Stebbing (not Boeck), and *Orchomene Batei* G. O. Sars, whose illustrations should be consulted, as those of Bate and Westwood are worthless.

Forty to fifty miles off Tynemouth, 40 fathoms, and 100 miles off in 25-30 fathoms (A. M. N.) N.

ORCHOMENELLA NANA (Kröyer) = *Tryphosa ciliata* G. O. Sars.

Five to six miles off Souter Point in 39 fathoms (A. Mk.); off the Durham coast (A. M. N.) D.

TRYPHOSA NANOIDES (Lilljeborg).

Thirty-four miles east of Alnmouth in 39 fathoms (A. Mk.) N.

TRYPHOSA SARSI (Bonnier) = *Tryphosa nana* G. O. Sars (not Kröyer).

Cullercoats and Beadnell in 1900 (A. Mk.) N.

TRYPHOSA HERINGII (Boeck).

Cullercoats (A. Mk.) N.

TRYPHOSITES LONGIPES (Bate) = *Anonyx longipes* B. & W. ♀ = *Anonyx ampulla* B. & W. (not Kröyer) ♂.

One hundred miles off Tynemouth, 25-30 fathoms, 1862; and off Berwick, 1864 (A. M. N.); trawlers, Sunderland (G. S. B.); off Souter Point in 39 fathoms, and off Tyne in 25 fathoms (A. Mk.) N.D.

TMETONYX CICADA (Fabricius) = *Anonyx Halbolli* B. & W. (not Kröyer).

Off Holy Island, 35-50 fathoms, 1864, and off Seaham Harbour (A. M. N.) N.D.

LEPIDEPECREUM CARINATUM Bate & Westwood.

1861. *Anonyx longicornis*, Bate and Westwood, Brit. Sessile-eyed Crust., vol. i., p. 91 ♂; and Bate, Cat. Amphip. Brit. Mus., 1862, p. 72, pl. xi., fig. 4.

1869. *Lepidepcreum carinatum*, Bate and Westwood, Brit. Sessile-eyed Crust., vol. ii., p. 509 ♀.



CRUSTACEA OF NORTHUMBERLAND AND DURHAM

1890. *Lepidepcreum mirabile*, Meinert, Videnskab. Udbytte  
Kanonbaden "Hauchs" Togter, Crust. Malacos., p. 153,  
pl. i., figs. 7-12.
1891. *Lepidepcreum carinatum*, G. O. Sars, Crust. Norway,  
Amphip., p. 113, pl. xxxviii., fig. 2, pl. xxxix., fig. 1.
1893. *Anonyx longicornis*, Della Valle, Fauna und Flora  
des Golfes von Neapel, Gammarini, p. 814, pl. lx.,  
figs. 47-49.

Della Valle erroneously synonymizes the *Lepidepcreum clypeatum* of Chevreux and *L. foraminiferum* of Stebbing with the present species.

Although the specific name *longicornis* is the earlier one, it is altogether misleading, as it applies only to the male; and no injury is done to the describers in using their later name *carinatum*.

*L. carinatum* has a known distribution from South Norway and Shetland to the Mediterranean, but it would seem to be always scarce when found.

Two specimens have been taken by G. S. B. in 25 fathoms, four miles off Tynemouth; and another by A. Mk. in 25 fathoms off St. Mary's Isle in 1903. N.

FAM. 4.—PONTOPOREIIDÆ

BATHYPOREIA GUILLIAMSONIA (Bate 1856)=*B. pilosa* B. & W.  
(not Lindström)=*B. norvegica* G. O. Sars.  
Whitburn (G. S. B.) D.

BATHYPOREIA PELAGICA (Bate).

East of Souter Point, 39 fathoms; and very common in sand from 6 down to 40 fathoms (A. Mk.); Seaton Carew, 4 fathoms (G. S. B.) N.D.

HAUSTORIUS ARENARIUS (Slabber)=*Sulcator arenarius* B. & W.  
Sands between Whitburn and Sunderland (A. M. N.);  
coast of Northumberland (Albany Hancock *vide* Bate);  
Bamburgh and Whitburn (G. S. B.) N.D.

CRUSTACEA OF NORTHUMBERLAND AND DURHAM

UROTHOE MARINA (Bate).

Near Holy Island, Northumberland, 35-50 fathoms  
(A. M. N.); off Seaham, 22 fathoms (G. S. B.) N.D.

UROTHOE ELEGANS Bate.

Towing net off the Tees, 1866 (G. S. B.) D.

FAM. 5.—PHOXOCEPHALIDÆ

METAPHOXUS FULTONI (Th. Scott).

Off the Tyne, 25 fathoms, 1904 (A. Mk.)

HARPINIA NEGLECTA G. O. Sars=*Phoxus plumosus* B. & W.  
(not of Kröyer).

In many dredgings off Northumberland and Durham in  
39-59 fathoms (A. Mk.); seven miles off Tynemouth, 25  
fathoms. frequent, and 100 miles off in 40-50 fathoms  
(A. M. N.) N.D.

HARPINIA SERRATA G. O. Sars.

Off Blyth in 22 fathoms (A. Mk.)

FAM. 6.—AMPELISCIDÆ

AMPELISCA TYPICA (Bate)=*Ampelisca Gaimardi* B. & W. (not  
Kröyer).

Off Holy Island and off Seaham, 25 fathoms (A. M. N.);  
off Ryhope, 10-12 fathoms (G. H.) N.D.

AMPELISCA TENUICORNIS Lilljeborg=*A. lævigata* B. & W.  
(not Lilljeborg).

Off Seaham (A. M. N.); in many dredgings off Northum-  
berland and Durham (A. Mk.) N.D.

AMPELISCA ASSIMILIS (Boeck).

Off Marsden, 10 fathoms (A. M. N.); 25 miles E. of  
Alnmouth, 50 fathoms (A. Mk.); off Souter Point, 1904  
(G. S. B.) N.D.

AMPELISCA BREVICORNIS (A. Costa)=*A. Belliana* B. & W.=  
*A. lævigata* (Lilljeborg) G. O. Sars.

In haddocks' stomachs, Hartlepool, off Seaham, near Holy  
Island, 40-50 fathoms (A. M. N.); off Whitburn (G. S. B.);  
not uncommon in moderate depths (A. Mk.) N.D.

CRUSTACEA OF NORTHUMBERLAND AND DURHAM

AMPELISCA SPINIPES Boeck.

Northumberland coast, 1864; off Seaham (A. M. N.); off Cullercoats, and down to 50 fathoms 25 miles E. of Alnmouth, also off Blyth in 22 fathoms (A. Mk.) N.D.

AMPELISCA MACROCEPHALA Lilljeborg.

In 39-50 fathoms off Northumberland (A. Mk.) N.

BYBLIS GAIMARDI (Kröyer).

This is not *Ampelisca Gaimardi* B. & W., for which see *Ampelisca typica*.

Off Seaham (A. M. N.); 29 miles E. of Alnmouth in 59 fathoms (A. Mk.) N.D.

HAPLOOPS TUBICOLA Lilljeborg.

Off Marsden, 7 miles E. of Tynemouth, 1862, off Berwick, 1863, near Holy Island, 1864 (A. M. N.); 25 miles E. of Alnmouth in 50 fathoms, and off Blyth in 22 fathoms (A. Mk.) N.D.

FAM. 7.—AMPHILOCHIDÆ

AMPHILOCHUS MANUDENS Bate=*A. Boeckii* Meinert and *A. concinnus* and *Callimera acutidigitata* Stebbing.

Off Seaham, 25-30 fathoms (G. H.); east of Alnmouth and Souter Point, 39-50 fathoms, 1901, and off Blyth in 22 fathoms, 1904 (A. Mk.) N.D.

AMPHILOCHOIDES SERRATIPES (Norman).

1869. *Probolium serratipes*, Norman, Last Report Dredging Shetland Isles. Brit. Assoc. Report for 1868, p. 273.

1892. *Amphilochoides odontonyx*, G. O. Sars, Crust. Norway, Amphip., p. 221, pl. lxxv., fig. 2 (not *A. odontonyx* Boeck).

1895. *Amphilochoides Boeckii*, id. *ibid.*, p. 690.

East of Alnmouth and Souter Point, 39-50 fathoms, and also off the Tyne in 22 fathoms (A. Mk.) N.D.

AMPHILOCHOIDES ODONTONYX (Boeck).

1870. *Amphilochus odontonyx*, Boeck, Crust. Amphip. Borealia et Arctica, p. 51.

CRUSTACEA OF NORTHUMBERLAND AND DURHAM

1892. *Amphilochoides pusillus*, G. O. Sars, Crust. Norway, Amphip., p. 222, pl. lxxvi., fig. 1.

1895. *Amphilochoides odontonyx*, id. *ibid*, p. 690.

Two and a half miles off Souter Point, Durham, 21 fathoms  
(A. Mk.) D.

GITANA SARSII Boeck.

In 21 fathoms off Northumberland (A. Mk.) N.

GITANOPSIS INERMIS (G. O. Sars).

Off Cullercoats (G. S. B.) N.

FAM. 8.—STENOTHOIDÆ

STENOTHOE MARINA (Bate).

Cullercoats and off Durham coast (A. M. N.); Cullercoats  
(J. Alder); Seaham, 25-30 fathoms (G. H.) N.D.

STENOTHOE MONOCULOIDES (Montagu).

Cullercoats (J. Alder); Ryhope (A. M. N.); Sunderland  
and near mouth of the Coquet (G. S. B.); North Sunderland  
(A. Mk.) N.D.

METOPA ALDERI (Bate)=*Montagua norvegica* B. & W. (not  
Lilljeborg) ♂.

Cullercoats (J. Alder and A. M. N.); 40-50 miles E. by N.  
from Tynemouth, 40 fathoms (A. M. N.); Alnmouth Bay  
(A. Mk.) N.

METOPA RUBROVITTATA G. O. Sars.

Several specimens from Cambois Bay, 1901, and 16-17  
miles off Souter Bank, 39 fathoms (A. Mk.) N.D.

METOPA PUSILLA G. O. Sars.

East of the Longstone in 40 fathoms, Sept. 2, 1902 (A. Mk.)  
N.

METOPA NORVEGICA (Lilljeborg).

1850. *Leucothoe norvegica*, Bidr. till Norra Russlands och  
Norrige fauna, &c. K. Vet.-Akad. Hand., vol. ii.,  
p. 335, pl. xx., fig. 4.

1855. *Montagua pollexiana*, Bate, Brit. Assoc. Report,  
p. 57.

CRUSTACEA OF NORTHUMBERLAND AND DURHAM

1900. *Metopa norvegica*, Norman, Ann. and Mag. Nat. Hist., ser. 7, vol. vi., p. 41.

In the paper last referred to reasons are given for adopting Lilljeborg's specific name.

Cullercoats (J. Alder and A. M. N.); near Holy Island, 35-50 fathoms, and 40-50 miles E. by N. from Tynemouth, 40 fathoms (A. M. N.); Seaham (G. H.); Dogger Bank, 1899 (G. S. B.); 25 fathoms off Berwick (A. Mk.) N.D.

METOPA PROPINQUA G. O. Sars.

Off Blyth in 22 fathoms, 1904 (A. Mk.) N.

METOPA ABCISIA Norman.

1869. *Montagua clypeata*, Bate and Westwood, vol. ii., p. 499 (not *Leucothoe clypeata*, Kröyer).

1900. *Metopa abscisa*, Norman, Ann. and Mag. Nat. Hist., ser. 7, vol. vi., p. 42, pl. iii., figs. 6-10.

Cullercoats (A. M. N.) N.

METOPELLA NASUTA (Boeck).

The genus *Metopella* was suggested by Sars in his work at p. 274.

Twenty-nine miles off Alnmouth in 50 fathoms, and 16 miles off Souter Point, Durham, in 39 fathoms (A. Mk.) N.D.

STHENOMETOPA PALMATA (G. O. Sars).

A genus *Metopina* was established by A. M. N. with this species as the type (Ann. and Mag. Nat. Hist., ser. 7, vol. vi., 1900, p. 45), but that name being already preoccupied, *Sthenometopa* was substituted (Notes on the Natural History of East Finmark, Ann. and Mag. Nat. Hist., ser. 7, vol. x., 1902, p. 481).

About five miles off Souter Point, Durham, 30 fathoms (A. Mk.) D.

STHENOMETOPA ROBUSTA (G. O. Sars).

1892. *Metopa robusta*, G. O. Sars, Crust. Norway, Amphip., p. 270, pl. xcvi., fig. 1.

1900. *Metopina robusta*, Norman, Ann. and Mag. Nat. Hist., ser. 7, vol. vi., p. 45.

CRUSTACEA OF NORTHUMBERLAND AND DURHAM

1902. *Sthenometopa robusta*, Norman, Ann. and Mag. Nat. Hist., ser. 7, vol. x., p. 480.

Off Cullercoats, August 30, 1906 (A. Mk.) N.

CRESSA DUBIA (Bate)=*Danaia dubia* B. & W.

Off Alnmouth, 39-50 fathoms, off Cullercoats, and off Blyth in 22 fathoms (A. Mk.) N.

FAM. 9.—CEDICERIDÆ

MONOCULODES CARINATUS (Bate).

*Monoculodes Stimpsoni* B. & W. would seem to be the same species (see A. M. N.'s notes Ann. and Mag. Nat. Hist., ser. 6, vol. iii., 1889, p. 447, pl. xix., figs. 1-5).

Off Berwick, 1864 (A. M. N.); one young specimen from the Inner Farne Islands, 1898 (A. Mk.) N.

PERIOCULODES LONGIMANUS (Bate & Westwood)=*Monoculodes Grubei* Boeck=*Monoculodes æquimanus* Norman, MS., D. Robertson.

Off Marsden, 10 fathoms (A. M. N.); Druridge Bay and 5-6 miles off Souter Point, 30-50 fathoms (A. Mk.) N.D.

PONTOCRATES ARENARIUS (Bate).

1889. *Pontocrates arenarius*, Hoek, Crustacea Neerlandica ii., p. 28, pl. ix., fig. 7.

1906. *Pontocrates arenarius*, Norman and Scott, Crustacea of Devon and Cornwall, p. 68, pl. vi., figs. 1-4.

*Pontocrates arenarius* has not as yet been found in Norway. The species which Sars figures under that name (Supplement, pl. vi., fig. 2, pl. vii., fig. 1) must bear the name *Pontocrates norvegicus* Boeck. As far as our observations go the latter species is more generally met with on our coasts than *P. arenarius*. Hoek, on the plate referred to, has given an excellent figure of the second gnathopod of *P. arenarius*, the carpus of which is rounded at its extended point, whereas in *P. norvegicus* it is hollowed like a little spoon (Sars, Supp., pl. vi., fig. 2); there is still greater difference in the first gnathopod, which in *arenarius* has a very oblique palm (as in *P. altamarinus*, see Sars, Supp., pl. vii., fig. 2), whereas

CRUSTACEA OF NORTHUMBERLAND AND DURHAM

in *P. norvegicus* it is scarcely at all oblique (Sars, Supp., pl. vi., fig. 2). Figures of this and allied forms are given in the "Crustacea of Devon and Cornwall."

Whitburn in sand between tidemarks (John Hancock and G. S. B.); Howden (G. H. and A. M. N.) N.D.

PONTOCRATES ALTAMARINUS (Bate).

1906. *Pontocrates altamarinus*, Norman and Scott, Crust. Devon and Cornwall, p. 69, p. vii., figs. 1-4.

One hundred miles off Tynemouth in 25-30 fathoms (A. M. N.) N.

SYNCHELIDIUM HAPLOCHELES (Grube).

1906. *Synchelidium haplocheles*, Norman and Scott, Crust. Devon and Cornwall, p. 67, pl. vi., figs. 7-9.

A. M. N. in his paper "A Month on the Trondhjem Fiord" (Ann. and Mag. Nat. Hist., ser. 6, vol. xv., 1895, p. 486) gave reasons for regarding *Krøyeria brevicarpa* B. & W. and *Synchelidium brevicarpum* Sars as synonyms of this species, and substituted the name *P. tenuimanum* Norman for the *Synchelidium haplocheles* of Sars.

Inner Farne Islands, Alnmouth, Druridge Bay, Blyth Bay, and Cullercoats (A. Mk.) N.

HALIMEDON PARVIMANUS (Bate and Westwood).

This is *Westwoodia caecula* and *W. hyalina* Bate, *Ædiceros parvimanus* B. & W., and *Halimедon Muellerei* Boeck (see Norman, Notes on British Amphipods, Ann. and Mag. Nat. Hist., ser. 6, vol. iii., p. 455, pl. xx., figs. 10-14).

Near Holy Island, 40-100 miles E. of Tynemouth in several dredgings, 7 miles off Seaham, 25 fathoms (A. M. N.); in dredgings in 21-39 fathoms off Souter Point (A. Mk.)

N.D.

FAM. 10.—PLEUSTIDÆ

NEOPLEUSTES BICUSPIS (Krøyer).

This is not *Pherusa bicuspis* B. & W., but the species which was recorded in 1865 (Nat. Hist. Trans. Northumberland, Durham, and Newcastle, vol. i., p. 24) under the MS. name which Spence Bate had given to the specimens sent to him

CRUSTACEA OF NORTHUMBERLAND AND DURHAM

"*Calliope bidentata*." It seems to be a common form along the east coast of Great Britain.

Forty to a hundred miles E. of Tynemouth, 25-40 fathoms, 1862 (A. M. N.), fishing boats, Cullercoats (J. Wright); trawlers, Sunderland (G. S. B.); off Seaham, 25-30 fathoms (G. H.); 45 fathoms 52 miles E.N.E. off Tyne, off Souter Point, and off Blyth, 22 fathoms (A. Mk.) N.D.

SYMPLEUSTES LATIPES (M. Sars) = *Calliope Ossiani* and *Fingalli* Bate.

Cullercoats (J. Alder and A. M. N.); trawlers, Sunderland (G. S. B.); 40 fathoms off Seaham (G. H.); 16-17 miles off Souter Point, 30 fathoms (A. Mk.) N.D.

FAM. 11.—EPIMERIIDÆ

EPIMERIA CORNIGERA (Fabricius) = *Acanthonotus Owenii* B. & W.

Near Holy Island 35-50 fathoms, 3-50 miles off Tynemouth, and off Durham coast (A. M. N.); 25 miles off Alnmouth 50 fathoms and Berwick Bank 27 fathoms (A. Mk.) N.D.

FAM. 12.—IPHIMEDIIDÆ

IPHIMEDIA OBESA H. Rathke.

Cullercoats, fishing boats (J. Alder and A. M. N.); off Northumberland and Dogger Bank, and off Durham coast, 1862 (A. M. N.); Sunderland, trawlers (G. S. B.); off Alnmouth and off Souter Point (A. Mk.) N.D.

ODIUS CARINATUS (Bate) = *Otus carinatus* Bate.

A specimen taken on gravelly ground in 46 fathoms 10 miles off Berwick Bay, 1863 (A. M. N.) N.

FAM. 13.—TIRONIDÆ

TIRON ACANTHURUS Lilljeborg.

This is *Syrrhoe bicuspis* Goës and *Tessarops hastata* Norman (Crustacea Amphipoda New to Science or to Britain, Ann. and Mag. Nat. Hist., ser. 4, vol. ii., 1868, p. 412, pl. xxii.; figs. 4-7).



CRUSTACEA OF NORTHUMBERLAND AND DURHAM

Off Durham coast, 1862 (A. M. N.); about five miles off Souter Point, 30 fathoms (A. Mk.) D.

ARGISSA HAMATIPES (Norman).

1869. *Syrrhoe hamatipes*, Norman, Last Report Dredging among the Shetland Isles. Brit. Assoc. Rep. for 1868, p. 279.

1870. *Argissa typica*, Boeck, Crust. Amphip. Borealia et Arctica, p. 45.

1890. *Chimæropsis danica*, Meinert, Videnskab. Udbytte Kanonbaden "Hauchs" Togter, Crust. Malacos., p. 167, pl. ii., figs. 42-47 ♂.

1891. *Argissa typica*, G. O. Sars, Crust. Norway, Amphip., p. 141, pl. xlvi.

In several dredgings off Northumberland and Durham in 39-59 fathoms (A. Mk.) N.D.

FAM. 14.—EUSIRIDÆ

EUSIRUS LONGIPES Boeck=*E. helvetia* Bate.

Deep water E. of Tynemouth, 1862, off Berwick, 1868, near Holy Island, 35-50 fathoms, 1864 (A. M. N.) N.

FAM. 15.—CALLIOPIIDÆ

APHERUSA BISPINOSA (Bate).

Cullercoats (J. Alder and A. M. N.); seven miles E. by S. from Tynemouth, 25 fathoms (A. M. N.); off Seaham, 25-40 fathoms (G. H.); low water, Sunderland, and 25 miles off Tynemouth (G. S. B.); off Blyth, 22 fathoms (A. Mk.) N.D.

APHERUSA BOREALIS (Boeck).

Tidemarks, Boulmer, and Cullercoats, Northumberland (G. S. B.) N.

APHERUSA CLEVEI G. O. Sars.

1904. *Apherusa Clevei*, G. O. Sars, "On a new planktozic species of the genus *Apherusa* (Conseil permanent international pour l'exploration de la Mer. Publications de circonstance, No. 10)." .

In 22 fathoms off Blyth (A. Mk.) N.

CRUSTACEA OF NORTHUMBERLAND AND DURHAM

APHERUSA JURINII (H. Milne-Edwards).

This is *Amphithoe norvegica* Rathke and *Pherusa fucicola* Bate partly (see Walker, Ann. and Mag. Nat. Hist., May, 1891, p. 418).

Cullercoats (J. Alder); 5-6 miles off Souter Point, 30 fathoms (A. Mk.); four miles off Tynemouth in 27 fathoms (G. S. B.) N.D.

CALLIOPIUS RATHKEI (Zaddach).

Common between tidemarks. N.D.

CALLIOPIUS LÆVIUSCULUS (Kröyer).

Occasionally taken between tidemarks. We cannot regard the last as distinct from the present species (A. M. N.) N.D.

FAM. 16.—ATYLIDÆ

NOTOTROPIS SWAMMERDAMII (H. Milne-Edwards).

Abundant between tidemarks. N.D.

NOTOTROPIS FALCATUS (Metzger).

Alnmouth, 1899 (G. S. B.); not uncommon on the sand outside of the rocks at Cullercoats and Druridge Bay (A. Mk.)

Mr. Meek makes the following interesting statement, "The modified first pair of peræopoda are used to grasp fragments of shell. Most frequently two pieces of shell are taken and grasped by the modified appendages. The animal has then the appearance of lying in a bivalve shell—the fragments of shell coming pretty close together dorsally. The active movements of the apparent bivalves betray, however, their crustacean occupant to the observer." N.

NOTOTROPIS VEDLOMENSIS (Bate).

Near Holy Island, 35-50 fathoms; 40-50 miles E. by N. from Tynemouth, 40 fathoms (A. M. N.). Two miles off Cullercoats (A. Mk.); off Souter Point, 1904 (G. S. B.) N.D.

FAM. 17.—DEXAMINIDÆ

DEXAMINE SPINOSA (Montagu).

This species seems to be rare on the east coast, while it is common on all the other shores of Great Britain.

Cullercoats and Druridge Bay (A. Mk.) N.

CRUSTACEA OF NORTHUMBERLAND AND DURHAM

- DEXAMINE THEA Boeck=*D. tenuicornis* Bate (not Rathke).  
 Among weeds at low water, Sunderland (G. S. B.) D.
- TRITÆTA GIBBOSA (Bate)=*Atylus gibbosus* Bate.  
 Parasitic in sponges, Cullercoats, Oct. 5, 1864 (A. M. N.) N.
- GUERNEA COALITA (Norman).  
 1868. *Helleria coalita*, Norman, Crustacea Amphipoda  
 New to Science or to Britain. Ann. and Mag. Nat.  
 Hist., ser. 4, vol. ii., p. 418, pl. xxii., fig. 8, and  
 pl. xxiii., figs. 1-6.  
 1887. *Guernea coalita*, Chevreux, Crustacés Amphipodes  
 de la côte ouest de Bretagne, p. 15, woodcuts 1, 2  
 (separate copy).  
 1887. *Guernea levis*, Chevreux, *ibid*, p. 41.  
 1887. *Prianassus Nordenskiöldii*, H. J. Hansen, Oversigt  
 over det vestlige Grönlands Fauna af malakostrake  
 Havskrebsdyr. Vidensk. Middel. fra den Naturh. Foren.  
 i Kjöbenhavn, p. 82, pl. ii., figs. 7-7e, and pl. iii.,  
 figs. 1-1c.  
 1893. *Guernea coalita*, Della Valle, Fauna und Flora des  
 Golfes von Neapel, Gammarini, p. 570, pl. xxxi., figs.  
 20-33. pl. lviii., fig. 80.
- Surface nine miles N.E. of the Longstone (A. Mk.); off  
 Souter Point (G. S. B.). This species is now known to have  
 a wide range from West Greenland (H. J. Hansen) and  
 Franz Joseph Land (Stebbing) to Naples (Della Valle). N.D.

FAM. 18.—MELPHIDIPPIDÆ

MELPHIDIPPELLA MACRA (Norman).

1869. *Atylus macer*, Norman, Last Report Dredging  
 Shetland. Brit. Assoc. Rep. for 1868, p. 280.  
 1870. *Melphidippa longipes*, A. Boeck, Crust. Amphip. Bor.  
 et Arct., p. 139.  
 1876. *Melphidippa longipes*, Boeck, De Skand. og Arct.  
 Amphip., p. 414. pl. xxiv., fig. 5.

CRUSTACEA OF NORTHUMBERLAND AND DURHAM

1889. *Melphidippa macra*, Norman, "Notes on British Amphipoda." Ann. and Mag. Nat. Hist., ser. 6, vol. iv., p. 121, pl. x., fig. 14, and pl. xii., figs. 4-7.

1894. *Melphidippella macera*, G. O. Sars, Crust. Norway, Amphip., p. 488, pl. clxxi.

In several dredgings  $2\frac{1}{2}$  to 17 miles off Souter Point, 21-39 fathoms (A. Mk.) D.

FAM. 19.—GAMMARIDÆ

AMATHILLA HOMARI (Fabricius)=*Amathilla Sabini* Bate=*Graia imbricata* Bate (the young).

Very common in rock pools and between tidemarks; as well as in shallow water. We cannot see specific difference between *A. angulosa* and the young of this species, of which *Graia imbricata* Bate is a still younger condition. N.D.

GAMMARUS MARINUS Leach.

Ryhope, tidemarks (A. M. N.); Sunderland (G. S. B.); common on the coast (A. Mk.) N.D.

GAMMARUS LOCUSTA (Linné).

Abundant between tidemarks and in lammarian zone.

N.D.

GAMMARUS DUEBENI Lilljeborg.

1889. *Gammarus locusta* var., C. Hoek, Crustacea Neerlandica ii., p. 50, pl. x., fig. 13.

1889. *Gammarus campylops*, Norman, Notes on British Amphipods. Ann. and Mag. Nat. Hist., ser. 6, vol. iv., p. 139, pl. xii., fig. 13.

We follow Sars here in using Lilljeborg's specific name, but we are by no means convinced that the species is not the *G. campylops* of Leach.

Brackish water, Bamburgh, and Hartlepool Slake (A. M. N.); common in the Coquet about a mile from the mouth of the river; in a drain flowing into the Blyth (A. Mk.) N.D.

GAMMARUS CAMPYLOPS (Leach) G. O. Sars.

One specimen from the river Blyth (A. Mk.)

N.

CRUSTACEA OF NORTHUMBERLAND AND DURHAM

GAMMARUS PULEX (De Geer).

In lakes and streams everywhere.

N.D.

NIPHARGUS SUBTERRANEUS (Leach).

1863. *Niphargus aquilex*, Bate and Westwood, Brit. Amphip., vol. i., p. 315.

1900. *Niphargus subterraneus*, Chilton, The Subterranean Amphipoda of Great Britain. Jour. Linn. Soc., Zool., vol. xxviii., p. 147, pls. xvi., xvii., fig. 1.

It is also *Gammarus puteanus* Koch and *Niphargus stygius* Westwood.

The late Mr. R. Howse gave me a specimen of this species in 1893, which had come from a well in West Hartlepool (A. M. N.) D.

MELITA OBTUSATA (Montagu) = *Melita proxima* Bate =  
*Megamæra Alderi* Bate ♀.

Near the Dogger Bank, 1862; fishing boats, Cullercoats, 1864 (A. M. N.); 25 miles off Alnmouth, 59 fathoms, and 30 miles off the Farnes, 42 fathoms (A. Mk.) N.

MELITA DENTATA (Kröyer).

1889. *Melita dentata*, Norman, Notes on British Amphipoda. Ann. and Mag. Nat. Hist., ser. 6, vol. iv., p. 135, pl. xii., figs. 8-10.

Three specimens taken from fishing boat at Cullercoats (A. M. N.); 25 miles E. of Alnmouth, 50 fathoms (A. Mk.)

Bate and Westwood write respecting *Mæra grossimana*, "Dr. Johnston records it as not rare in Berwick Bay (Zool. Journ., iii., 180)." That southern species is not at all likely to be found on the north-east coast, and there can be little doubt that in this as in some other cases *Melita dentata* was mistaken for that species. N.

MELITA PALMATA (Montagu).

Eighty-two miles E. by N. from Tynemouth in 40-45 fathoms, October, 1901 (A. Mk.); in a small salt-water pond at Amble (G. S. B.). The first locality given is a very unusual one for this species. N.

CRUSTACEA OF NORTHUMBERLAND AND DURHAM

MEGALUROPUS AGILIS Norman.

1889. *Megaluropus agilis*, Norman, Notes on British Amphipoda. Ann. and Mag. Nat. Hist., ser. 6, vol. iii. p. 446, pl. xviii., figs. 1-10, and vol. iv., p. 123, pl. x., figs. 15-17.

1889. *Megaluropus agilis*, Hoek, Crustacea Neerlandica ii. Tids. der Nederland. Dierk. Vereeniging 2de Reeks Dei II., p. 28, pl. vii., fig. 7, pl. viii., fig. 3, pl. ix., fig. 3.

1890. *Cheirocratus Drechselii*, Meinert, Vidensk. Udbytte Kanonbaden "Hauchs" Togter, Crustacea Malacostraca, p. 170, pl. ii., figs. 48-52.

A few specimens from Cullercoats, Blyth Bay, and Druridge Bay (A. Mk.) N.

MÆRA OTHONIS (H. Milne-Edwards)=*Megamæra othonis* ♀ and *Megamæra longimana* ♂ (B. and W.)

Frequent off the coasts. N.D.

CHEIROCRATUS ASSIMILIS (Lilljeborg).

1851. *Gammarus assimilis*, Lilljeborg, Ofvers. Kong. Vet.-Akad. Förhand., p. 23, and 1854, Kong. Vet.-Akad. Handl., p. 455.

1865. *Cheirocratus mantis*, Norman, Nat. Hist. Trans. Northumberland and Durham, vol. i., p. 13, pl. vii. figs. 14, 15, and Bate and Westwood, vol. ii., p. 513.

1889. *Cheirocratus assimilis*, Norman, Ann. and Mag. Nat. Hist., ser. 6, vol. iv., p. 129, pl. x., fig. 13, pl. xi., fig. 11.

Dredged in 35-50 fathoms off Holy Island in 1864 (A. M. N.) N.

CHEIROCRATUS SUNDEVALLI (Rathke).

This is *Lilljeborgia shetlandica* Bate ♂, *Protomedeia Whitei* Bate ♀, *Lilljeborgia Normani* Stebbing, *Cheirocratus brevicornis* Hoek. For changes in the development with growth of the second gnathopod see Norman, Ann. and Mag. Nat. Hist., ser. 6, vol. iv., p. 130, pl. xi., figs. 9, 10, and pl. xii., figs. 1-3.

Off Holy Island, 1864 (A. M. N.); 2½ miles off Souter Point, 21 fathoms, and Cullercoats (A. Mk.) N.D.

CRUSTACEA OF NORTHUMBERLAND AND DURHAM

FAM. 20.—AORIDÆ

MICRODEUTOPUS ANOMALUS (Rathke).

I have the following notes; seven miles off Tynemouth, 25 fathoms, frequent; off Holy Island, 1864 (A. M. N.); Sunderland, low water (G. S. B.); but the only specimens now in my collection are those from off Holy Island, which prove to be females of *Protomedeia fasciata* (which see). This throws some doubt on the other records. Females of the Aoridæ are often, especially young, difficult to distinguish; but the species last named is not likely to have occurred at low water. Mr. Meek in his list gives "*Microdeutopus* sp., a female was obtained at Cambois Bay in August, 1901."

AORA TYPICA Krøyer=*A. gracilis* Bate.

Holy Island Harbour, 1900, and from 2½ miles off Souter Point in 21 fathoms (A. Mk.) N.D.

LEMBOS LONGIPES (Lilljeborg).

A few specimens, Cullercoats, 28th August, 1901 (A. Mk.) N.

LEMBOS WEBSTERI Bate.

1876. *Microdeuteropus bidentatus*, Stebbing, Ann. and Mag. Nat. Hist., ser. iv., vol. xvii., p. 73, pls. iv. and v., figs. 1, 1a, 1b ♂.

Twenty-four miles off Alnmouth, 50 fathoms, and 2½ miles off Souter Point in 21 fathoms (A. Mk.) N.D.

FAM. 21.—PHOTIDÆ

PROTOMEDEIA FASCIATA Krøyer.

Off Alnmouth, 39-50 fathoms, and 16 miles off Souter Point, 39 fathoms (A. Mk.). These specimens found by Mr. Meek were very young; on re-examining three specimens which were recorded in 1865 as "*Microdeutopus anomalus*" from off Holy Island, 38-50 fathoms, I find them to be full grown females of *Protomedeia fasciata*. A character which was the first to catch my eye, and is a very distinctive one, was the very slender propodos of the anterior pairs of peræopoda, and the slenderness and great length of the nail, which is quite as

CRUSTACEA OF NORTHUMBERLAND AND DURHAM

long or longer than the propodos; this last little feature is not noticed or correctly figured by Sars—absolutely correct in minute details as he usually is—who represents the nail too short. I mention this because in a mixed gathering of females of *Microdeutopus*, *Aora*, *Protomedeia*, &c., this propodos and nail, being so easily seen, would enable the specimens of the latter to be at once singled out. N.D.

GAMMAROPSIS ERYTHROPHthalmus Lilljeborg = *Eurystheus tridentatus* Bate ♂ = *Eurystheus bispinimanus* Bate ♀.

Off Holy Island and other parts of the Northumberland coast; fishing boats, Cullercoats (A. M. N.); Seaham, 25–30 fathoms (G. H.); trawlers, Sunderland (G. S. B.); E. of Alnmouth and off Souter Point (A. Mk.). This is perhaps *Gammarus maculatus* of Johnston. N.D.

GAMMAROPSIS PALMATA (Stebbing and Robertson).

1891. *Podoceroopsis palmata*, Stebbing and Robertson, Four New British Amphipoda. Trans. Zool. Soc., vol. xiii., p. 36, pl. vi. A.

1894. *Gammaropsis nana*, G. O. Sars, Crustacea Norway, Amphipoda, p. 561, pl. cxcix., fig. 2.

Thirty-two miles E. of Alnmouth, 39 fathoms, and 2½–39 miles E. of Souter Point, Co. Durham, 21–39 fathoms (A. Mk.) N.D.

MEGAMPHOPUS CORNUTUS Norman.

1878. *Podoceroopsis intermedia*, Stebbing, "Two new species of Amphipodous Crustacea." Ann. and Mag. Nat. Hist., ser. 5, vol. ii., p. 367, pl. xv., fig. 3.

Two and a half miles off Souter Point in 21 fathoms (A. Mk.); and in the same neighbourhood by G. S. B. D.

PHOTIS LONGICAUDATA (Bate).

Off Blyth in 22 fathoms (A. Mk.) N.

PHOTIS REINHARDI Kröyer.

Off Alnmouth, Farne Islands, and off Souter Point, Co. Durham, in 21–59 fathoms, and off the Tyne in 22 fathoms



CRUSTACEA OF NORTHUMBERLAND AND DURHAM

(A. Mk.); off Holy Island, 38-50 fathoms; 7-50 miles off Tynemouth, 25-40 fathoms (A. M. N.); Seaham, 20-30 fathoms (G. H.)

My Northumberland specimens were examined by Mr. Spence Bate and named *Eiscladus longicaudatus*; but on examination I find them to be referable to *Photis Reinhardi*. N.D.

PODOCEROPSIS EXCAVATA (Bate)=*Nænia excavata* Bate ♂, and  
*Nænia rimapalmata* Bate ♀.

It is *Xenoclea Batei* Boeck and *Podoceroopsis Batei* Meinert.

Northumberland coast (J. Alder); outside Holy Island, 35-50 fathoms; fishing boats, Cullercoats; off Sunderland, 1863 (A. M. N.); Seaham (G. H.); trawlers, Sunderland (G. S. B.); off Berwick in 25 fathoms, and off Blyth in 22 fathoms (A. Mk.) N.D.

PODOCEROPSIS SOPHIÆ Boeck.

Both sexes of the last species, and the only specimen known to Bate of *Nænia undata* were sent to him from Northumberland by Mr. Alder. *Nænia undata* is believed to be the female of *Podoceroopsis Sophiæ* Boeck (= *Nænia tuberculosa* Bate); and if that species should hereafter be found off the Northumberland coast, which there is little doubt it will be, this suspicion would be confirmed. N.

FAM. 22.—AMPHITHOIDÆ

AMPHITHOE RUBRICATA (Montagu)=*A. littorina* Bate.

Very common between tidemarks. N.D.

FAM. 23.—JASSIDÆ

ISCHYROCERUS ANGUIPES Kröyer.

"Two or three females obtained at Cullercoats in August have four spines on the inner ramus of the third uropod, and a dorsal row of three or four spines on the telson, and therefore appear to belong to this species." Also in 42-45 fathoms 82 miles E.N. of the Tyne, and in 42 fathoms off the Farne Islands (A. Mk.) N.

CRUSTACEA OF NORTHUMBERLAND AND DURHAM

ISCHYROCERUS MINUTUS Lilljeborg.

1889. *Podocerus isopus*, Walker, Proc. Biolog. Soc. Liverpool, vol. iii., p. 209, pl. xi., figs. 11-13, and 1890, vol. iv., p. 250, pl. xvi., fig. 7.

"Fairly common in the harbour at Cullercoats and at other places on the coast" (A. Mk.); Sunderland (G. S. B.) We regard this as a small form of the foregoing species. N.D.

BRUZELIELLA FALCATA (Montagu)=*Podocerus falcatus* B. & W.

Off Berwick, 1863; Cullercoats; off Seaham, 25-30 fathoms; off Sunderland (A. M. N.); Craster and 82 miles E. by N. from the Tyne in 42-45 fathoms (A. Mk.). See Norman and Scott, "Crustacea of Devon and Cornwall," p. 94, for remarks on generic name *Bruzeliella*. N.D.

BRUZELIELLA PUSILLA (G. O. Sars)=*Podocerus minutus* and *pusillus* G. O. Sars.

Eighty-two miles E. by N. from Cullercoats, 40-45 fathoms (A. Mk.). *Podocerus Herdmani* Walker and *Podocerus odontonyx* of G. O. Sars appear to be founded on a mere varietal or abnormal state of the second gnathopods in which a tubercle is produced in the middle of the inner face of the finger; indeed the typical specimen of *Bruzeliella falcata* as figured by Montagu has a similar form of the nail. N.

JASSA PELAGICA Leach.

This is *Fassa capillata* Bruzelius, *Podocerus capillatus* B. & W., *Fanassa capillata* Sars, and *Parajassa pelagica* of Stebbing.

Berwick (A. M. N.)

N.

FAM. 24.—COROPHIIDÆ

ERICHTHONIUS HUNTERI (Bate).

Off Durham coast (G. S. B.); off Souter Point, 21 fathoms; off Farnes in 42 fathoms; off Cullercoats in 20-25 fathoms; and 82 miles E. by N. from Tynemouth, 42-45 fathoms (A. Mk.) The females in this genus so closely resemble each other, that it is by no means easy to distinguish them if not found in company with males. N.D.

CRUSTACEA OF NORTHUMBERLAND AND DURHAM

ERICHTHONIUS ABDITUS (Templeton).

One or two specimens from off Cullercoats (A. Mk.); off Holy Island (A. M. N.) N.

ERICHTHONIUS DIFFORMIS (H. Milne-Edwards).

Cullercoats (J. Alder and H. T. Menzell). N.

CERAPUS CRASSICORNIS Bate.

"Dredged by Mr. Joshua Alder on the Northumberland coast" (Spence Bate). These were the type specimens.

Off Cullercoats in 20 fathoms, and 82 miles E.N.E. from the Tyne in 42-45 fathoms (A. Mk.) N.

SIPHONÆCETES WHITEI (Gosse)=*Siphonæcetes Colletti* Boeck and *S. mucronatus* Metzger.

Pretty common on the sand near to the rocks at the south end of Druridge Bay (A. Mk.). Mr. Meek has made some interesting observations on this species (Northumberland Sea Fisheries Commission Report, Scientific Investigations, 1901, p. 59). He has also found it in Skate Roads, North Sunderland, and at Cullercoats in 25 fathoms. N.

COROPHIUM VOLUTATOR (Pallas)=*Cancer grossipes* Linné=*Corophium longicorne* B. & W.

Common in mud near mouths of rivers and in salt marshes. N.D.

COROPHIUM CRASSICORNE Bruzelius.

Cullercoats, January 23, 1909 (A. Mk.); Roker (G. S. B.) N.D.

COROPHIUM BONELLI H. Milne-Edwards.

One specimen off Cullercoats, 5th August, 1900 (A. Mk.) N.

UNCIOLA PLANIPES Norman.

1865. *Unciola planipes*, Norman, Nat. Hist. Trans. Northumberland and Durham, vol. i., p. 14, pl. vii., figs. 9-13.

1868. *Unciola leucopis*, Bate and Westwood, vol. ii., p. 518 (not *Unciola leucopis*, Kröyer).

1870. *Glaucanome Kroyeri*, Boeck, Crustacea Borealia et Arctica. Vidensk.-Selsk. Forhand., p. 179 ♂.

1870. *Glaucanome Steenstrupi*, idem. ibidem., p. 150 ♀.

The type specimen was taken off Holy Island in 35-50 fathoms in July, 1864 (A. M. N.) N.

CRUSTACEA OF NORTHUMBERLAND AND DURHAM

UNCIOLA CREMATIPALMATA (Bate).

1863. *Dryope crenatipalmata*, B. & W., vol. i., p. 490 ♂.

1863. *Dryope irrorata*, B. & W., vol. i., p. 488 ♀.

1889. *Unciola crenatipalmata*, J. Bonnier, Les Amphipodes du Boulonnais. Bull. Soc. Sci. de France et Belgique, p. 229, pls. xii., xiii.

Near the rocks at Cullercoats, August, 1899 (A. Mk.) N.

FAM. 25.—DULICHIIDÆ

DULICHIA PORRECTA Bate.

Twenty-nine miles E. of Alnmouth, 59 fathoms; off Souter Point, 39 fathoms (A. Mk.); off Souter Point (G. S. B.) N.D.

DULICHIA FALCATA Bate.

Fishing boats, Cullercoats (J. Alder). N.

DULICHIA MONACANTHA Metzger.

One specimen 25 miles off Durham in 45 fathoms, muddy sand (G. S. B., *fide* A. Mk.) D.

SECTION III.—CAPRELLIDEA

FAM. 1.—CAPRELLIDÆ

PHTISICA MARINA Slabber=*Proto pedata* ♀=*P. Goodseri* ♂.

Several specimens from three miles off Cullercoats (A. Mk.). From Hydrozoa, deep water, off Cullercoats, and Durham coast (A. M. N.); trawlers, Sunderland (G. S. B.) N.D.

PSEUDOPROTELLA PHASMA (Montagu)=*Protella phasma* Bate.

Three miles E. of Tynemouth and off Seaham (A. M. N.); Cullercoats from fishing boats (J. Alder); 28 fathoms off Cullercoats (A. Mk.) N.D.

CAPRELLA LINEARIS (Linné).

The commonest Caprellidan in the district. *Caprella lobata* B. & W. is the adult male of this species. Some specimens sent to Mr. Spence Bate from Cullercoats and Seaham were recorded by B. & W., vol. ii., p. 73, as *C. equilibra*; they

CRUSTACEA OF NORTHUMBERLAND AND DURHAM

however are not that species, but the male of the present one. N.D.

PERIAMBUS TYPICUS (Kröyer) = *Caprella typica* B. & W.

Off Alnmouth, 39 fathoms, off Cullercoats in 20-25 fathoms, and off Souter Point, Co. Durham, in 21-39 fathoms (A. Mk.); 30 miles off Sunderland, 40 fathoms (G. S. B.) N.D.

SUB-CLASS III.—ENTOMOSTRACA

ORDER VII.—BRANCHIOPODA

SUB-ORDER I.—PHYLLOCARIDA

FAM. I.—NEBALIIDÆ

NEBALIA BIPES Fabr.

Not common, but occasionally taken off the coast. N.D.

SUB-ORDER II.—CLADOCERA

The works and papers chiefly to be consulted with relation to the Cladocera are :—

1. Baird (W.). Natural History of British Entomostraca, 1850.
2. Norman (A. M.) and Brady (G. S.). Monograph British Entomostraca of Families Bosminidæ, Macrothricidæ, and Lynceidæ. Nat. Hist. Trans. Northumberland and Durham, vol. i., 1867, pp. 354-408, pls. xviii.-xxiii.
3. Brady (G. S.). British species of Entomostraca belonging to Daphnia and other allied genera. Trans. Nat. Hist. Soc. Northumberland and Durham, vol. xiii., 1898, pp. 217-248, pls. vii.-x.
4. Lilljeborg (W.). Cladocera Sueciæ (König. Gesellsch. Wissensch., Upsala), 1901.

The last work is indispensable to the student of the Cladocera. All the following species will be found described and amply figured in it. References need not be given in general to Lilljeborg, but they will be given to the best figures of the species in papers by British authors.

CRUSTACEA OF NORTHUMBERLAND AND DURHAM

DIVISION I.—CALYPTOMERA

SECTION I.—CTENOPODA G. O. Sars

FAM. I.—SIDIDÆ

SIDA CRYSTALLINA (O. F. Müller).

1850. *Sida crystallina*, Baird, Brit. Entom., p. 107, pl. xii.,  
figs. 3, 4, pl. xiii., fig. 1 a-h.

1901. *Sida crystallina*, Lilljeborg, l.c., p. 18, pl. i., figs. 1-10,  
pl. ii., figs. 1-3.

Apparently in all the larger pieces of water; Crag, Broomley,  
Grindon, Greenley, West Rothley, and South Belsay Lakes,  
Northumberland; Wynyard, Hardwick, and Sedgfield  
(A. M. N.); Sweethope (G. S. B.) N.D.

DIAPHANOSOMA BRACHYURUM (Liévin).

1848. *Sida brachyura*, Liévin, Branchiopoden der Danziger  
Gegend, p. 20, pl. iv., figs. 3-9.

1850. *Diaphanosoma Brandtianum*, S. Fischer, Ergänzung-  
ungen. . . Umgegend von St. Petersburg vorkom.  
Crust. Ord. Branchiopoden und Entomostraceen. Mem.  
des Sav. Etrang., vol. vii., p. 10, pl. iii., figs. 1-5.

1865. *Daphnella Brandtiana*, G. O. Sars, Norges Ferskvandskrebssdyr; Branchiopoda I. Cladocera Ctenopoda  
p. 45, pl. ii., figs. 25-33.

1901. *Diaphanosoma brachyurum*, Lilljeborg, l.c., p. 36,  
pl. iii., figs. 6-13, pl. iv., figs. 1-4.

1907. *Diaphanosoma brachyura*, var. *nasuta*, Kane (W. F.  
de V.), The Irish Naturalist, vol. xvi., p. 305, pl. xii.

Other synonyms are *Sida brachyura* Lilljeborg "De Crustaceis," *Daphnella brachyura* of P. E. Müller, Hudendorff, and Herrick, *Sida Brandtiana* Leydig, *Daphnella brachyura* Hellich, and *Diaphanosoma Brandtianum* G. O. Sars.

*Daphnella* Baird, 1850, is preoccupied; *Diaphanosoma* S. Fischer published later in the same year must therefore be the name of this genus.

CRUSTACEA OF NORTHUMBERLAND AND DURHAM

The second species of this genus—if the former is worthy of specific rank—is *Diaphanosoma Wingii* Baird. Of this the following are, according to Lilljeborg, synonyms: *Sidæa crystallina* S. Fischer, 1851; *Diaphanosoma Leuchtenbergianum* S. Fischer, 1854; *Daphnella brachyura* G. O. Sars, 1865, Hellich, Daday, and Stengelin; *Daphnella Brandtiana* P. E. Müller, Herrick, and Matile; *Diaphanosoma brachyurum* G. O. Sars, 1890; and *Diaphanosoma Leuchtenbergianum* Lilljeborg, 1901.

The antennæ when directed backwards do not reach the end of the body in *D. brachyurum*; in *D. Leuchtenbergianum* they attain the length of the body or reach beyond it.

We have taken *Diaphanosomæ* in Darden Lakes, Northumberland; and in Wynyard and Hardwick Sedgfield lakes, Co. Durham; but as they were taken some forty years ago we are unable to say positively to which species they belonged; such specimens as have been preserved appear to be referable to *D. brachyurum* (A. M. N.) N.D.

SECTION II.—ANOMOPODA

FAM. I.—DAPHNIIDÆ

DACTYLURA MAGNA (Strauss).

1898. *Dactylura magna*, G. S. Brady, l.c., p. 241, pl. x.,  
figs. 1-8, 18.

Pond at Layton Farm, near Sedgfield, Co. Durham (A. M. N.); pond at Elstobb House and at Canal Farm, High Barnes, near Sunderland (G. S. B.); quarry pond between Plessey and Blagdon, Northumberland (G. S. B. and A. M. N.) N.D.

DAPHNIA PULEX (De Geer).

Common in ditches and small ponds. N.D.

DAPHNIA OBTUSA Kurz.

1898. *Daphnia obtusa*, G. S. Brady, l.c., p. 224, pl. ix.,  
figs. 5-9.

Pond at Bishoppton, Co. Durham (A. M. N.) D.

CRUSTACEA OF NORTHUMBERLAND AND DURHAM

VAR. PROPINQUA G. O. Sars.

1898. *Daphnia obtusa*, var. *propinqua*, G. S. Brady, l.c., p. 225, fig. A, and pl. viii., figs. 21, 22.

Pond at Morton House near Fence Houses (A. M. N.) D.

DAPHNIA HAMATA G. S. Brady.

1898. *Daphnia hamata*, G. S. Brady, l.c., p. 227, pl. vii., figs. 9-17.

Ponds at Wallington, Northumberland, and near the Bowes House Lodge of Lambton Castle (A. M. N.) N.D.

DAPHNIA LONGISPINA O. F. Müller.

1898. *Daphnia longispina*, G. S. Brady, l.c., p. 228, pl. viii., figs. 11-19.

Crag, Paston, and Sweethope Lakes, Northumberland (G. S. B.); lakes at Wynyard and Hardwick Sedgefield, and moat at Raby Castle. I am not sure if the two badly mounted specimens which I have of the species from Crag Lake may not rather be referable to *D. lacustris* G. O. Sars (A. M. N.)

N.D.

SCAPHOLEBERIS MUCRONATA (O. F. Müller).

In Greenley and Chartners lakes; and in the river Till at Etal, Northumberland; in the lakes at Wynyard and Hardwick Sedgefield (A. M. N.); the Loughs, Knaresdale (G. S. B.)

N.D.

SIMOSA VETULA (O. F. Müller).

The generic name *Simocephalus* being preoccupied for a genus of snakes, A. M. Norman has substituted for the later *Simocephalus* of Schoedler the name *Simosa* (see Ann. and Mag. Nat. Hist, ser. 7, vol. xi., 1903, p. 367).

This is a common species in lakes, ponds, and streams.

N.D.

CERIODAPHNIA RETICULATA (Jurine).

1901. *Ceriodaphnia reticulata*, Lilljeborg, l.c., p. 184, pl. xxvii., figs. 1-10.

Newbiggin, Northumberland; Sedgefield, Co. Durham (A. M. N.)

N.D.



CRUSTACEA OF NORTHUMBERLAND AND DURHAM

CERIODAPHNIA MEGALOPS G. O. Sars.

1901. *Ceriodaphnia megalops*, Lilljeborg, l.c., p. 190,  
pl. xxvii., figs. 11-15.

Abundant in the river Till at Etal, Northumberland  
(A. M. N.) N.

CERIODAPHNIA QUADRANGULA (O. F. Müller).

1901. *Ceriodaphnia quadrangula*, l.c., p. 193, pl. xxviii.,  
figs. 1-5.

Chartners Lake, Northumberland (A. M. N.) N.

CERIODAPHNIA PULCHELLA G. O. Sars.

1901. *Ceriodaphnia pulchella*, Lilljeborg, l.c., p. 198,  
pl. xxviii., figs. 6-18.

Lake at Hardwick Hall, Sedgfield (A. M. N.); Tindale  
Tarn (G. S. B.) N.D.

CERIODAPHNIA LATICAUDATA P. E. Müller.

1901. *Ceriodaphnia laticaudata*, Lilljeborg, l.c., p. 208,  
pl. xxix., figs. 8-14.

Lake at Wynyard Park (A. M. N.) D.

FAM. 2.—BOSMINIDÆ

BOSMINA LONGIROSTRIS (O. F. Müller).

1867. *Bosmina longirostris*, Brady and Norman, l.c., p. 357,  
pl. xxii., fig. 4.

1901. *Bosmina longirostris*, Lilljeborg, l.c., p. 226, pl. xxx.,  
figs. 13-16, pl. xxxi., figs. 1-18, pl. xxxii., figs. 1-3.

Bosminæ have been taken by me in Darden and Sweethope  
Lakes, Northumberland; also at Wynyard and Hardwick  
Hall, Sedgfield, and moat at Raby Castle; and I believe all  
of them to have been this species, but as it is more than forty  
years ago when they were found, and I merely have records  
and not specimens, it is possible that those from one or more  
of the Northumberland localities may belong to the following  
species (A. M. N.) N.D.

BOSMINA OBTUSIROSTRIS G. O. Sars.

1867. *Bosmina longispina*, Brady and Norman, l.c., p. 358,  
pl. xxii., figs. 1, 2.

CRUSTACEA OF NORTHUMBERLAND AND DURHAM

1901. *Bosmina obtusirostris*, Lilljeborg, l.c., p. 237,  
pl. xxxii., figs. 4-13, pl. xxxiii., figs. 1-12, pl. xxxiv.,  
figs. 1-12, pl. xxxv., figs. 1-9, pl. xxxvi., figs. 1-12,  
pl. xxxvii., figs. 1-7.  
Tarns on the Humbles, Northumberland (G. S. B.) N.

FAM. 3.—MACROTHRICIDÆ

ILYOCRYPTUS SORDIDUS (Liévin).

1863. *Acantholeberis sordida*, Norman, Ann. and Mag. Nat.  
Hist., ser. 3, vol. ii., p. 4 (separate copy), pl. xi.,  
figs. 6-9; and Tyneside Nat. Field Club, vol. vi., p. 55,  
pl. vi., figs. 6-9.

1867. *Ilyocryptus sordidus*, Norman and Brady, l.c., p. 368.

Eastern lake at Belsay, and ditch on the south side of the  
railway between Hexham and Corbridge (G. S. B.); pond of  
the deserted colliery at Bishop Middleham, and in the Forge  
Dam at Sedgfield (A. M. N.) N.D.

MACROTHRIX LATICORNIS (Jurine).

1867. *Macrothrix laticornis*, Norman and Brady, l.c.,  
p. 360, pl. xxiii., figs. 4, 5.  
1901. *Macrothrix laticornis*, Lilljeborg, l.c., p. 338, pl. liv.,  
figs. 6-13.

East lake at Belsay, Northumberland, at Fardingslake, and  
in the Glebe Engine Pond, Sunderland (G. S. B.). All these  
localities are now either built over or otherwise spoiled. N.D.

MACROTHRIX HIRSUTICORNIS Norman and Brady.

1867. *Macrothrix hirsuticornis*, Norman and Brady, l.c.,  
p. 361, pl. xxiii., figs. 6, 7.  
1901. *Macrothrix hirsuticornis*, Lilljeborg, l.c., p. 346,  
pl. lv., figs. 6-14.

The types of this species were taken by G. S. B. in 1864  
in a slow-running stream at Ashburn, Sunderland. D.

DREPANOTHRIX DENTATA (H. A. Eurén).

1867. *Drepanothrix hamata*, Brady and Norman, l.c.,  
p. 264, pl. xxii., figs. 5-7.

CRUSTACEA OF NORTHUMBERLAND AND DURHAM

1901. *Drepanothrix dentata*, Lilljeborg, l.c., p. 368, pl. lvii.,  
figs. 2-16.

In two of the small lakes at Darden, Northumberland, in  
1864, and again at a subsequent visit (A. M. N.) N.

ACANTHOLEBERIS CURVIROSTRIS (O. F. Müller).

1863. *Acantholeberis curvirostris*, Norman, "On Acantho-  
leberis Lilljeborg." Ann. and Mag. Nat. Hist., ser. 3,  
vol. xi., p. 2 (separate copy), pl. xi., figs. 1-5, and  
Trans. Tyneside Nat. Field Club, vol. vi., p. 53, pl. vi.,  
figs. 1-5.

1901. *Acantholeberis curvirostris*, Lilljeborg, l.c., p. 375,  
pl. lvii., fig. 17, pl. lviii., figs. 1-17.

This is a species which affects peaty water, and seems never  
to occur in the valleys. Crag Lake, Northumberland (G. S. B.).  
In Chartners, Aird, and Darden lakes, and in bog-pools near  
Winter's Stob, Northumberland (A. M. N.) N.

FAM. 4.—CHYDORIDÆ

EURYCERCUS LAMELLATUS (O. F. Müller).

1867. *Lynceus lamellatus*, Norman and Brady, l.c., p. 401  
pl. xx., fig. 8.

1901. *Eurycercus lamellatus*, Lilljeborg, l.c., p. 386, pl. lix.,  
figs. 1-10, and pl. lx., figs. 1-10.

A common species in ponds, lakes, slow rivers, etc. N.D.

CAMPTOCERCUS RECTIROSTRIS Schödler.

1867. *Lynceus macrourus*, Norman and Brady, l.c. (nec  
Müller), p. 373, pl. xx., fig. 6, pl. xxi., fig. 2.

1901. *Camptocercus rectirostris*, Lilljeborg, l.c., p. 402,  
pl. lxi., fig. 14, pl. lxii., figs. 1-17.

Crag, Greenley, and Grindon lakes, Northumberland  
(A. M. N.) N.

ACROPERUS HARPÆ Baird.

1867. *Lynceus harpæ*, Norman and Brady, l.c., p. 372,  
pl. xxi., fig. 1.

1901. *Acroperus harpæ*, Lilljeborg, l.c., p. 418, pl. lxiii.,  
figs. 14-24, pl. lxiv., figs. 1-10.

Common in the clear water of ponds and lakes. N.D.

CRUSTACEA OF NORTHUMBERLAND AND DURHAM

ALONOPSIS ELONGATA G. O. Sars.

1867. *Lynceus elongatus*, Norman and Brady, l.c., p. 374, pl. xviii., fig. 1, pl. xvi., fig. 2.

1901. *Alonopsis elongata*, Lilljeborg, l.c., p. 434, pl. lxxv., figs. 5-20.

This is a lover of moorland lakes and tarns where there is some admixture of peat with the water. In Northumberland it is widely distributed in such situations, occurring in all the Northumberland lakes and many smaller pieces of water. N.

ALONA QUADRANGULARIS (O. F. Müller).

1867. *Lynceus quadrangularis*, Norman and Brady, l.c., p. 377, pl. xxi., fig. 5.

1867. *Alona sanguinea*, P. E. Müller, Danmarks Cladocera, Naturhist. Tidsskrift, ser. 3, vol. v., p. 177.

1901. *Lynceus quadrangularis*, Lilljeborg, l.c., p. 448, pl. lxxvi., figs. 8-17.

Common in lakes, ponds, and slow streams. N.D.

ALONA AFFINIS (Leydig).

1860. *Lynceus affinis*, Leydig, Naturgesch. d. Daphniden, p. 223, pl. ix., figs. 65-69.

1867. *Alona oblonga*, P. E. Müller, Danmarks Cladocera, Naturhist. Tidsskrift, ser. 3, vol. v., p. 175, pl. iii., figs. 22, 23, pl. iv., figs. 1, 2.

1901. *Lynceus affinis*, Lilljeborg, l.c., p. 455, pl. lxxvi., figs. 18-21, pl. lxxvii., figs. 1-17, pl. lxxviii., fig. 1.

This is *Lynceus quadrangularis* S. Fischer and *Alona quadrangularis* of Herrick.

Forge Dam, Sedgfield (A. M. N.); East Belsay Lake (G. S. B.) N.D.

ALONA TENUICAUDIS G. O. Sars.

1867. *Lynceus tenuicaudis*, Norman and Brady, l.c., p. 376, pl. xix., fig. 3.

1867. *Alona tenuicaudis*, P. E. Müller, Danmarks Cladocera, Naturhist. Tidssk., ser. 3, vol. v., p. 179, pl. ii., fig. 20, pl. iii., fig. 24.

CRUSTACEA OF NORTHUMBERLAND AND DURHAM

1901. *Lynceus tenuicaudis*, Lilljeborg, l.c., p. 461, pl. lxxviii,  
figs. 2-8.

In a small pond at Morden Moor Farm near Sedgfield  
(A. M. N.) D.

ALONA COSTATA G. O. Sars.

1867. *Lynceus costatus*, Norman and Brady, l.c., p. 379,  
pl. xviii., fig. 2, and pl. xxi., fig. 7.

1867. *Alona lineata* (Schödler), P. E. Müller, Danmarks  
Cladocera, Naturhist. Tidssk., ser. 3, vol. v., p. 178,  
pl. iv., figs. 3, 4.

1901. *Lynceus costatus*, Lilljeborg, l.c., p. 465, pl. lxxviii,  
figs. 9-15.

Rothley, Aird, Capheaton, Chartners, Crag and Grindon  
Lakes, Northumberland; old colliery pond at Bishop Middle-  
ham; pond near Houghton-le-Spring, Co. Durham (A. M. N.);  
Wallington, Rothley, and Belsay Lakes, Northumberland  
(G. S. B.) N.D.

ALONA GUTTATA G. O. Sars.

1867. *Lynceus guttatus*, Norman and Brady, l.c., p. 380,  
pl. xviii., fig. 6, and pl. xxi., fig. 10.

1874. *Alona parvula*, Kurz, Dodekas neuer Cladoceren,  
&c. (separate copy), p. 44, pl. ii., fig. 8.

1874. *Alona tuberculata*, id. ibid., p. 45, pl. ii., fig. 3.

1901. *Lynceus guttatus*, Lilljeborg, l.c., p. 468, pl. lxxviii,  
figs. 16-26.

Crag and Sweethope Lakes, Northumberland, and in a  
small pond at East Herrington, Co. Durham (A. M. N.); in  
ponds at Cullercoats and at Marsden, Co. Durham (G. S. B.)  
N.D.

ALONA ROSTRATA Köeh.

1867. *Lynceus rostratus*, Norman and Brady, l.c., p. 394,  
pl. xix., fig. 1, pl. xxi., fig. 6.

1901. *Lynceus rostratus*, Lilljeborg, l.c., p. 482, pl. lxxix.,  
figs. 7-21.

East Lake at Belsay, Northumberland (G. S. B.); river Till  
at Etal, Northumberland (A. M. N.) N.

CRUSTACEA OF NORTHUMBERLAND AND DURHAM

RHYNCHOTALONA FALCATA (G. O. Sars).

1862. *Harporhynchus falcatus*, G. O. Sars, Om de i Omengen af Christiania forekommende Cladocerer, Forhand. Videns-Selsk. Christiania, 1861, p. 41 (separate copy).
1867. *Lynceus falcatus*, Norman and Brady, l.c., p. 387, pl. xviii., fig. 4, pl. xx., fig. 1.
1884. *Leptorhynchus falcatus*, C. L. Herrick, Final Report on the Crustacea of Minnesota, p. 114, pl. i., fig. 17.
1901. *Leptorhynchus falcatus*, Lilljeborg, l.c., p. 488, pl. lxx., figs. 22-26, pl. lxx., figs. 1-5.
1903. *Rhynchotalona falcata*, Norman, New generic names for some Entomostraca and Cirripedia. Ann. and Mag. Nat. Hist., ser. 7, vol. xi., p. 367.

Sars' generic name *Harporhynchus* being pre-occupied, Herrick substituted *Leptorhynchus*, an unfortunate choice, as the name had been more than once previously used, and therefore Dr. Norman has re-named the genus *Rhynchotalona*.

Greenley Lake, Northumberland (A. M. N.), and Sweethope (G. S. B.) N.

LEYDIGIA LEYDIGII (Schödler).

1860. *Lynceus quadrangularis*, Leydig (nec Müller), Naturgesch. der Daphniden, p. 221, pl. viii., fig. 50.
1863. *Alona Leydigii*, Schödler, Neue Beiträge zur Naturgesch. d. Cladoceren, p. 27.
1874. *Leydigia quadrangularis*, Kurz, Dodekas neuer Cladoceren (separate copy), p. 52, pl. ii., fig. 2.
1901. *Leydigia quadrangularis*, Lilljeborg, l.c., p. 494, pl. lxx., figs. 6-17, pl. lxxi., figs. 1-3.

Schödler was undoubtedly right in re-naming this species, because the specific name *quadrangularis*, as used by Leydig, was that of another species described by Müller, and mis-applied by Leydig to the present form.

The specimen assigned to *Lynceus acanthocercoides* by Brady and Norman (l.c., p. 385, pl. xix., fig. 5, pl. xxi., fig. 7), was really the present form, and not that described by Fischer.

#### CRUSTACEA OF NORTHUMBERLAND AND DURHAM

The specific distinction between the two is certainly very slight, but apparently constant.

My discovery and re-discovery of this species I look upon as one of the most curious and remarkable experiences in my life as a naturalist. One afternoon, June 22nd, 1864, I brought home a gathering made in a pond at Lambton Park. Examination proved it in the main to consist of *Daphnia pulex*; but there floated across the field of the microscope the post-abdomen of a Lynceid which I at once recognised from its peculiar spination as something new to me; but it flashed across me that I had seen somewhere a figure like it. Taking down a MS. book from my library I found in it a tracing made at the Brit. Museum Library of Fischer's figure of *Lynceus acanthocercoides*. That this species described from Moscow should be here before me in that fragment of a post-abdomen was of course of the highest interest. The whole gathering was therefore passed drop by drop under review in the microscope, and the remainder of the slough or cast skin of the specimen to which the post-abdomen belonged was met with, but no other specimen; and Moscow was its only known home.

Twenty years passed by. I had three or four times brought home gatherings from the Lambton Pond, but the phantom *Leydigia* had not shown itself again either to myself or, as far as I am aware, to any other British naturalist. Some young friends were coming to me in the evening, and I required living material to show them under the microscope. At the breakfast table I told a nephew who was staying with me the foregoing story, and said we would in the afternoon go to the said pond to get what I required, and perhaps *Leydigia* might be found. I went into my library and began to examine a gathering I made ten days before at Seaton Carew, and there was *Leydigia*! I called up my nephew and remarked how curious it was that it should thus have turned up just after I had been talking about it. In the afternoon we went to the old habitat in Lambton Park, and there again was *Leydigia*. From two different localities in the same day!

CRUSTACEA OF NORTHUMBERLAND AND DURHAM

I believe I can explain how it was that my search had before been unsuccessful. The species is a bottom-loving form. I had worked only in the water and among the weeds, while it lay snug below, but the light cast skin of 1864 had floated up and so been taken among the *Daphniæ* (A. M. N.)

Pond near the Bowes House Lodge of Lambton Park; ditches at Seaton Carew (A. M. N.); ditch south side of railway between Hexham and Corbridge, May, 1885 (G. S. B.)

GRAPTOLEBERIS RETICULATA (Baird).

1867. *Lynceus testudinarius*, Norman and Brady, l.c., p. 381, pl. xviii., fig. 7, and pl. xxi., fig. 4.

1901. *Graptoleberis testudinaria*, Lilljeborg, l.c., p. 504, pl. lxxi., figs. 9-14, pl. lxxii., figs. 1-8.

It is *Alona esocirostris* of Schödler.

Crag, Grindon, Chartners, and Darden Lakes, Northumberland, and Hardwick Lake, Sedgfield (A. M. N.); Belsay Lake, Northumberland; Boldon Flats and Fardingslake, Co. Durham (G. S. B.) N.D.

ALONELLA EXCISA (S. Fischer).

1854. *Lynceus excisus*, S. Fischer, Abhand. neue oder nicht genau gekannte Arten Daphniden u. Lynceiden. Bull. Soc. Imp. Nat. de Moscou, p. 428, pl. iii., figs. 11-14.

1863. *Pleuroxus excisus*, Schödler, Neue Beiträge zur Naturgeschichte der Cladoceren, p. 49, pl. ii., fig. 38.

1888. *Pleuroxus excisus*, Hellich, Die Cladoceren Böhmens, p. 99, fig. 56.

1894. *Pleuroxus exiguus*, Wisenberg-Lund, Grönlands Ferskvandsentomostraca. Midd. naturhist. Foren. i Kjöbenhavn, p. 127, pl. iv., fig. 16 (separate copy).

1901. *Alonella excisa*, Lilljeborg, l.c., p. 510, pl. lxxii., figs. 9-19.

"Crag, Greenley, Broomley, Chartners, and Darden Lakes, and a pool in the moors at Winter's Stob" (A. M. N.). These



CRUSTACEA OF NORTHUMBERLAND AND DURHAM

localities were given in our paper of 1867. Probably most of them, if not all, apply to the present species, with which *Alonella exigua* Lilljeborg was united by us. The differences between the two species according to Lilljeborg's recent work appear to be very slight. The illustrations given by us in 1867 are regarded by Lilljeborg as referable to *A. exigua*; but we do not now know in what locality the figured specimen was taken. N.

ALONELLA EXIGUA (S. Fischer).

1853. *Lynceus exiguus*, Lilljeborg, De Crust. ex Ord. tribus, &c., p. 79, pl. vii., figs. 9, 10.  
 1874. *Alonella exigua*, Kurz, Dodekas neuer Cladoceren, p. 58, pl. iii., fig. 2.  
 1877. *Pleuroxus exiguus*, Hellich, Die Cladoceren Böhmens, p. 99, fig. 57.  
 1900. *Alonella exigua*, Lilljeborg, Cladocera Sueciæ, p. 513, pl. lxxii., figs. 20-26.

See under preceding species.

ALONELLA NANA (Baird).

1850. *Acroperus nanus*, Baird, Brit. Entom., p. 130, pl. xvi., fig. 6.  
 1861. *Alona pygmæa*, G. O. Sars, Om de i omegnen af Christiania forekommende Cladocerer. Forh. Vid.-Selsk. Christiania, 1861, p. 20 (separate copy).  
 1863. *Pleuroxus transversus*, Schödler, Neue Beit. z. Naturgesch. d. Cladoceren, p. 50, pl. iii., figs. 52, 53.  
 1867. *Lynceus nanus*, Norman and Brady, l.c., p. 396, pl. xviii., fig. 8, pl. xxi., fig. 8.  
 1901. *Alonella nana*, Lilljeborg, l.c., p. 517, pl. lxxii., figs. 27-31.

Greenley, Sweethope, Darden, and Capheaton lakes; Winter's Stob; Aird, in Northumberland; Hardwick Lake, Sedgfield (A. M. N.); Wallington, Rothley, and Belsay; Fardingslake near Marsden (G. S. B.) N.D.

CRUSTACEA OF NORTHUMBERLAND AND DURHAM

PERACANTHA TRUNCATA (O. F. Müller).

1903. *Peratacantha truncata*, Lilljeborg, l.c., p. 522, pl. lxxiii., figs. 1-20.

Lilljeborg has changed *Peracantha* into the more classical form *Peratacanta*, but if changes like this were allowed to be made where would they stop!

Greenley and Crag lakes, Northumberland, and Wynyard and Hardwick (Sedgefield) lakes, and a pond at Bishop Middleham (A. M. N.); Ryton-on-Tyne, Cleadon Farm pond, and Axwell Park (G. S. B.) N.D.

PLEUROXUS LÆVIS G. O. Sars.

1861. *Lynceus laevis*, Norman and Brady, l.c., p. 389, pl. xviii., fig. 5, and pl. xxi., fig. 14.

1901. *Pleuroxus laevis*, Lilljeborg, l.c., p. 529, pl. lxxiii., figs. 21, 22, and pl. lxxiv., figs. 1-5.

Crag Lake, Northumberland, and Hell Kettles, near Darlington (G. S. B.) N.D.

PLEUROXUS ADUNCUS (Jurine).

1867. *Lynceus trigonellus*, Norman and Brady, l.c., p. 391, pl. xxi., fig. 11.

1901. *Lynceus aduncus*, Lilljeborg, l.c., p. 541, pl. lxxv., figs. 11-17.

Crag Lake, Holy Island, Hardwick Lake Sedgefield (A.M.N.) N.D.

PLEUROXUS TRIGONELLUS (O. F. Müller).

1863. *Pleuroxus trigonellus*, Schödler, Neue Beit. z. Naturgesch. d. Cladoceren, p. 44, pl. ii., figs. 33-36.

1863. *Pleuroxus ornatus*, id. ibid, p. 47, pl. ii., fig. 32.

1874. *Pleuroxus trigonellus*, Kurz, Dodekas neuer Cladoceren, &c., p. 67 (separate copy), pl. iii., figs. 2-5.

1901. *Pleuroxus trigonellus*, Lilljeborg, l.c., p. 534, pl. lxxiv., figs. 13-23.

The Forge Dam, Sedgefield (A. M. N.); pond near Sunderland Cemetery, Hesleden Engine Pond near Seaham (G. S. B.) We question whether this and the preceding should be regarded as more than varieties. D.

CRUSTACEA OF NORTHUMBERLAND AND DURHAM

PLEUROXUS UNCINATUS Baird.

1850. *Pleuroxus uncinatus*, Baird, Brit. Entom., p. 135, pl. xvii., fig. 4.

1860. *Pleuroxus personatus*, Leydig, Naturgesch. d. Daphniden, p. 227, pl. x., fig. 70.

1863. *Rhyphophilus glaber, uncinatus, and personatus*, Schödler, Neue Beit. z. Naturgesch. d. Cladoceren, pp. 55, 56, pl. iii., figs. 54-56 (*R. glaber*).

1867. *Lynceus uncinatus*, Norman and Brady, l.c., p. 393, pl. xviii., fig. 9, pl. xxi., fig. 13.

1901. *Pleuroxus uncinatus*, Lilljeborg, l.c., p. 537, pl. lxxv., figs. 1-10.

Greenley Lake, Hardwick Lake Sedgfield (A. M. N.);  
East Belsay and Wallington Lakes (G. S. B.) N.D.

CHYDORUS GLOBOSUS Baird.

1843. *Chydorus globosus*, Baird, Ann. and Mag. Nat. Hist., vol. xi., p. 90, pl. iii., figs. 1-4.

1848. *Lynceus tenuirostratus*, S. Fischer, Über die in d. Umgeb. von St. Petersburg vorkom. Crust., p. 193, pl. x., fig. 3.

1867. *Lynceus globosus*, Norman and Brady, l.c., p. 398, pl. xx., fig. 5.

1901. *Chydorus globosus*, Lilljeborg, l.c., p. 547, pl. lxxv., figs. 18-27, pl. lxxvi., fig. 1.

Crag Lake (A. M. N. and G. S. B.) N.

CHYDORUS SPHÆRICUS (O. F. Müller).

1867. *Lynceus sphaericus*, Norman and Brady, l.c., p. 399, pl. xxi., fig. 12.

1901. *Chydorus sphaericus*, Lilljeborg, l.c., p. 561, pl. lxxvii., figs. 8-25.

Abundant everywhere. N.D.

VAR. CÆLATUS Schödler.

Greenley Lake; Sedgfield (A. M. N.); pond on Warden Law  
(G. S. B.) N.D.

CRUSTACEA OF NORTHUMBERLAND AND DURHAM

MONOSPILUS DISPAR G. O. Sars.

1854. *Lynceus tenuirostris*, S. Fischer, Bull. de Soc. Imp. de Nat. de Moscou, p. 427, pl. iii., figs. 7-10 (but not *Lynceus tenuirostris*, S. Fischer, 1851).

1861. *Monospilus dispar*, G. O. Sars, Om de i Omengen af Christ. forkom. Cladocerer, p. 23.

1867. *Monospilus tenuirostris*, Norman and Brady, l.c., p. 403, pl. xix., fig. 2, pl. xx., fig. 9.

1901. *Monospilus dispar*, Lilljeborg, l.c., p. 581, pl. lxxviii., figs. 26-31, pl. lxxix., figs. 1-6.

East Belsay Lake, Northumberland (G. S. B.) N.

DIVISION II.—GYMNOMERA G. O. Sars

SECTION III.—ONYCHOPODA G. O. Sars

FAM. 1.—POLYPHEMIDÆ

POLYPHEMUS PEDICULUS (Linné).

1850. *Polyphemus pediculus*, Baird, Brit. Entom., p. 111, pl. xvii., fig. 1.

1901. *Polyphemus pediculus*, Lilljeborg, l.c., p. 595, pl. lxxix., figs. 22-31, pl. lxxx., figs. 1-9.

In lakes, Crag, Grindon, Broomley, and Greenley, and Hardwick Lake Sedgefield. N.D.

PODON INTERMEDIUS Lilljeborg.

1853. *Podon intermedius*, Lilljeborg, De Crust. ex Ord. tribus Clad., Ostrac. et Cop., &c., p. 161.

1867. *Podon intermedius*, P. E. Müller, Danmarks Cladocera, p. 215, pl. v., fig. 22, pl. vi., figs. 1-4.

1901. *Podon intermedius*, Lilljeborg, l.c., p. 627, pl. lxxxiv., figs. 8-16, pl. lxxxv., figs. 1-6.

Occasionally taken in the tow net. N.D.

CRUSTACEA OF NORTHUMBERLAND AND DURHAM

PODON POLYPHEMOIDES (Leuckart).

1859. *Evadne polyphemoides*, Leuckart, Carcinologisches. Archiv f. Naturgesch., 25er Jahrg., p. 262, pl. vii., fig. 5.
1862. *Pleopsis minutus*, G. O. Sars, Om de i Omengen af Christ. forekom. Cladocerer, p. 46.
1865. *Podon Meczniakowii*, Czerniavski, Materialia ad Zoograp. ponticam comparatam, p. 59.
1901. *Podon polyphemoides*, Lilljeborg, l.c., p. 633, pl. lxxxv., figs. 7-11.

First taken on our coasts by G. S. B. in 1866 in the estuary of the Tees, and since frequently off the coasts. N.D.

EVADNE NORDMANNI S. Lovén.

1850. *Evadne Nordmanni*, Baird, Brit. Entom., p. 114, pl. xvii., fig. 1.
1901. *Evadne Nordmanni*, Lilljeborg, l.c., p. 641, pl. lxxxv., figs. 4-17.

Not rare off the coasts. N.D.

(The middle of the Northumberland lakes has never been examined. It is not improbable that some of the "plankton" species will reward research there).

ORDER VIII.—OSTRACODA

The following are the chief works referred to in the list of Ostracoda:

1. Brady (G. S.). Monograph of Recent British Ostracoda. Trans. Linn. Soc., vol. xxvi., 1868.
2. Brady (G. S.) and Norman (A. M.). Monograph of the Marine and Freshwater Ostracoda of the North Atlantic and North-Western Europe, Section I., Podocopa. Scient. Trans. Royal Dublin Soc., ser. 2, vol. iv., 1889.
3. Brady (G. S.) and Norman (A. M.). Same as above, Pt. II. Scient. Trans. Royal Dublin Soc., ser. 2, vol. v., 1896.

CRUSTACEA OF NORTHUMBERLAND AND DURHAM

4. Müller (G. W.). Zoologica, Heft 30, Deutschlands Süßwasser-Ostracoden, 1900.
5. Kaufmann (A.). Cypriden und Darwinuliden (Revue Suisse de Zoologie, vol. viii., 1900).
6. Hartwig (W.). Arten der Ostracoden-Unterfamilie Candoninæ der Provinz Brandenburg (Sitz.-Bericht d. Gesellsch. naturf. Freunde zu Berlin), 1901.

SECTION I.—PODOCOPA

FAM. I.—CYPRIDIDÆ

CYPRIA OPHTHALMICA (Jurine).

Common in ditches and ponds and at the margins of lakes. N.D.

CYPRIA EXSCULPTA (S. Fischer)=*Cypris striolata* G. S. Brady  
= *Cypris granulata* (the young) D. Robertson.

Seaton Carew, Co. Durham; Newbiggin (A. M. N.);  
Greenley Lake (G. S. B.) N.D.

CYCLOCYPRIS GLOBOSA (G. O. Sars)=*Cypris cinerea* G. S. Brady.  
Newbiggin; Broomley and Crag Lakes (A. M. N.) N.

CYCLOCYPRIS SERENA (Koch).

1889. *Cypris serena*, Brady and Norman (2), p. 70.

1896. *Cyclocypris serena*, Brady and Norman (3), p. 718.

Common in ditches, ponds, and lakes. N.D.

CYCLOCYPRIS LÆVIS (O. F. Müller)=*Cypris minuta* Baird=  
*Cypris ovum* G. S. Brady.

1889. *Cypris lævis*, Brady and Norman (2), p. 18.

1896. *Cyclocypris lævis*, Brady and Norman (3), p. 728.

Common everywhere. N.D.

CYPRIS FUSCATA (Jurine)=*Cypris fusca* and *hispida* Baird.

1864. *Cypris oblonga*, G. S. Brady, Trans. Tyneside Nat.  
Field Club, vol. vi., p. 104, pl. ii., figs. 1-4.

An abundant species in small pieces of water. N.D.

CYPRIS OBLIQUA G. S. Brady.

Rothley and Belsay Lakes, Northumberland (G. S. B.);  
Crag Lake (A. M. N.) N.

CRUSTACEA OF NORTHUMBERLAND AND DURHAM

CYPRIS RETICULATA Zaddach=*Cypris affinis* Fischer and Lilljeborg.

1865. *Cypris tessellata*, G. S. Brady (partim) (1), p. 366.

1889. *Cypris reticulata*, Brady and Norman (2), p. 76, pl. viii., figs. 1, 2, pl. xi., figs. 5-7.

Sedgefield (A. M. N.); Fenham and Boldon Flats (G. S. B.)  
N.D.

CYPRIS VIRENS (Jurine)=*C. tristriata* Baird.

A common inhabitant of small grassy pools and ditches which dry up in summer. N.D.

CYPRIS PUBERA O. F. Müller.

1863. *Cypris punctillata*, Norman, Trans. Tyneside Nat. Field Club, vol. v., p. 145, pl. iii., figs. 11-14.

Taken in great abundance and very fine in the Forge Dam, Sedgefield, in 1861 (A. M. N.); pond at Seaton Marsh, Co. Durham (G. S. B.). It is a rare species. D.

CYPRIS ORNATA O. F. Müller.

The only known British specimens of this species were taken by G. S. B. in a pond near Shotton Hall, Co. Durham. D.

CYPRIS ELLIPTICA Baird=*C. hirsuta* S. Fischer.

1889. *Cypris elliptica*, Brady and Norman (2), p. 75, pl. ix., figs. 5, 6, pl. xi., fig. 12.

In a pond at Foxton Lane, Sedgefield (A. M. N.); and at Stocksfield, where it was found by Mr. H. B. Watson (G. S. B.)  
N.D.

CYPRINOTUS INCONGRUENS (Rambohr).

1896. *Cypris incongruens*, Brady and Norman (3), p. 721, pl. lxiv., figs. 17, 18, pl. lxviii., figs. 22, 23 ♂.

This species seems to like a slight admixture of salt in the water which it frequents. Seaton Delaval, Northumberland; Rainton and Seaton Carew, Co. Durham (A. M. N.) N.D.

CYPRINOTUS PRASINUS (S. Fischer).

1889. *Cypris prasina*, Brady and Norman (2), p. 78.

1896. *Cyprinotus prasinus*, Brady and Norman (3), p. 722.

Cooling ponds at Monkwearmouth Colliery, and in a salt marsh north of the river Coquet below Warkworth (G. S. B.); Seaton Delaval, Northumberland, and Rainton Meadows, Co. Durham (A. M. N.) This species requires apparently a certain amount of salt in the water which it inhabits. Canon Norman has taken the species in the Botanical Gardens at Palermo, Sicily, whence the type specimens of *S. Fischer* came. N.D.

*ILYOCYPRIS BISTRIGATA* (Jurine).

1866. *Cypris gibba*, Brady (partim) (1), p. 369, pl. xxiv., figs. 47-49.  
 1889. *Ilyocypris gibba*, Brady and Norman (partim) (2), p. 105.  
 1890. *Ilyocypris Bradyi*, G. O. Sars, "Oversigt af Norges Crustaceer. Branch., Ostrac., Cirrip.," p. 50.  
 1891. *Ilyocypris gibba*, var. *repens*, Vavra, Monog. der Ostracoden Böhmens, p. 60, fig. 18.  
 1896. *Ilyocypris Bradii*, Brady and Norman (3), p. 728, pl. lxiii., figs. 22, 23, pl. lxviii., figs. 18, 19.  
 1900. *Ilyocypris Bradyi*, G. W. Müller (4), p. 90, pl. xix., figs. 11-19, pl. xx., figs. 17, 18.  
 1900. *Ilyocypris Bradyi*, Kaufmann (5), p. 353, pl. xxiv., figs. 1, 2, pl. xxv., figs. 17, 18.

Dr. A. Kaufmann (Cypriden und Darwinuliden) has divided what used to be considered *Cypris gibba* into no less than five species; whether these forms are really of specific value further investigations must determine. Meanwhile we include under the name *Ilyocypris bistrigata* the forms which have the swimming setæ shorter than the following joint, and which are assigned by Kaufmann to two of his species, namely, *I. Bradyi* and *I. iners*. Our local specimens are referable only to the former species.

A common species. Among other localities we have specimens from Newbiggin and Seaton Delaval, Northumberland; Lambton Park, Rainton Meadows, and Seaton Carew, Co. Durham. N.D.



CRUSTACEA OF NORTHUMBERLAND AND DURHAM

HERPETOCYPRIS REPTANS (Baird)=*Candona virescens* G. S.  
Brady (the young).

Dr. Kaufmann has described several species which are nearly allied to this. Very common, especially in grassy pools and ditches, but also found in lakes. N.D.

HERPETOCYPRIS STRIGATA (O. F. Müller).

Rare in the British Islands. In the burn at Fulwell Cemetery, Sunderland (G. S. B.) D.

HERPETOCYPRIS TUMEFACATA (Brady and Robertson).

Warn Burn and the Coquet, Northumberland (Brady and Robertson); near Sunderland (G. S. B.) N.D.

PRIONOCYPRIS SERRATA (Norman)=*Cypris bicolor* W. Müller=  
*Cypris Zenckeri* Toth and Chyzer.

1863. *Candona serrata*, Norman, Trans. Tyneside Nat. Field Club, vol. v., p. 148, pl. iii., figs. 1-6.

1889. *Herpetocypris serrata*, Brady and Norman (2), p. 57.

1896. *Prionocypris serrata*, Brady and Norman (3), p. 725.

1900. *Prionocypris serrata*, Kaufmann (5), p. 297, pl. xx., figs. 10-12, pl. xxi., figs. 22-26.

1900. *Cypris serrata*, G. W. Müller (4), p. 72, pl. xiv., figs. 3, 11, 14.

Very abundant in the Forge Dam at Sedgfield (A. M. N.); Fardingslake, near Marsden (G. S. B.) D.

ILYODROMUS ROBERTSONI (Brady and Norman).

1889. *Erpetocypris Robertsoni* Brady and Norman (2), p. 88, woodcut.

1896. *Ilyodromus Robertsoni*, Brady and Norman (3), p. 724.

In a shallow ditch by the side of the road between Haydon Bridge and Staward (G. S. B.) N.

CYPRIDOPSIS ACULEATA (O. G. Costa).

1863. *Cypris aculeata*, Norman, Trans. Tyneside Nat. Field Club, vol. v., p. 147, pl. iii., figs. 7-9.

*C. aculeata* Costa from Naples was subsequently given the very same name by Lilljeborg from Sweden.

CRUSTACEA OF NORTHUMBERLAND AND DURHAM

Seaton Carew and Cowpen Marshes, Co. Durham; Newbiggin (A. M. N.); Monkwearmouth Colliery Pond, Hylton Dene, and Warkworth (G. S. B.) N.D.

CYPRIDOPSIS VILLOSA (Jurine).

Very abundant in the Forge Dam, Sedgefield; Rainton Meadows, Co. Durham; Newbiggin (A. M. N.); Belsay East Lake (now drained) and near Crag Lake; Silksworth, and Fulwell (G. S. B.) N.D.

PIONOCYPRIS VIDUA (O. F. Müller).

1896. *Pionocypris vidua*, Brady and Norman (3), p. 726.  
Common in small ponds of clean water, and in lakes. N.D.

PIONOCYPRIS OBESA (Brady and Robertson).

1895. *Pionocypris obesa*, Brady and Norman (3), p. 726.  
Fulwell Cemetery, near Sunderland (G. S. B.) D.

PROTEOCYPRIS SALINA G. S. Brady.

1907. *Proteocypris salina*, Brady (G. S.), Trans. Nat. Hist. Soc. Northumberland, Durham, and Newcastle-upon-Tyne, new ser., vol. i., p. 334, pl. x., figs. 1-12.

This species was described from specimens taken in a salt-water pond at Amble, Northumberland (G. S. B.) N.

POTAMOCYPRIS FULVA G. S. Brady.

Fulwell Cemetery, and near the mouths of several rivers in Northumberland—Warn Burn, rivers Coquet, Wansbeck, and Blyth (G. S. B.) N.D.

NOTODROMAS MONACHA (O. F. Müller).

Fishburn, Co. Durham (A. M. N.); many places in the counties of Northumberland and Durham (G. S. B.) N.D.

CANDONA CANDIDA (O. F. Müller).

Foreign authors (Hartwig, Kaufmann, and G. W. Müller) have described a large number of forms as species allied to *C. candida* and *C. compressa*; and certainly either *C. candida* is an extremely variable form or several species have in the past been improperly associated under that name.

Very common in ditches, ponds, and lakes. N.D.

CRUSTACEA OF NORTHUMBERLAND AND DURHAM

CANDONA NEGLECTA G. O. Sars.

1887. *Candona neglecta*, G. O. Sars, Nye Bidrag til Kundskab om Middelhavets Invert. Fauna, IV., Ostracoda Mediterranea, p. 279, pl. xv., figs. 5-7, pl. xix., figs. 1-21.
1889. *Candona candida*, var. *neglecta*, Brady and Norman (2), p. 99, pl. x., figs. 18-21.
1891. *Candona fabæformis*, Vavra (not Fischer), Mon. der Ostracoden Böhmens, p. 45.
1898. *Candona Vavrai*, Hartwig, "In *Candona fabæformis* stecken drei verschiedene Arten." Zoolog. Anzeiger, vol. xxi., p. 566.
1900. *Candona neglecta*, Kaufmann (5), p. 387, pl. xxix., figs. 1-5, pl. xxx., figs. 12-18, pl. xxxi., fig. 21.
1900. *Candona neglecta*, G. W. Müller (4), p. 17, pl. ii., figs. 4-6, 13-18.

Chester Road, Sunderland (G. S. B.)

Further research will probably prove that this species, hitherto confounded with *C. candida*, is widely distributed in the two counties. D.

CANDONA CLAVIFORMIS Brady and Norman.

1889. *Candona candida*, var. *claviformis*, Brady and Norman, Mon. Marine and Freshwater Ostracoda, &c. Trans. Roy. Dublin Soc., ser. 2, vol. iv., p. 98, pl. x., fig. 1 ♂.

Taken several times in years 1859-68 in a pond in a field adjoining the Rectory at Sedgefield, Co. Durham, and subsequently near Seaton Delaval (A. M. N.). The two sexes will shortly be described and figured in a paper which Dr. Brady has in preparation on the genus *Candona*. N.D.

CANDONA CAUDATA Kaufmann.

1892. *Candona acuminata*, Kaufmann, Die Ostracoden der Umgebung Berns. Mittlg. d. naturf. Ges. Bern, p. 70.
1900. *Candona caudata*, Kaufmann, Cypriden und Darwinuliden der Schweiz. Revue Suisse de Zoologie, vol. viii., p. 365, pl. xxiv., figs. 16-20, pl. xxvi., figs. 17-23.

East Lake at Belsay, Northumberland (now drained and built over) (G. S. B.) N.

CRUSTACEA OF NORTHUMBERLAND AND DURHAM

CANDONA ZETLANDICA (Brady).

1868. *Cytheridea zetlandica*, Brady (1), p. 428, pl. xxviii, figs. 42-46.  
1870. *Candona candida*, var. *tumida*, Brady and Robertson, Ann. and Mag. Nat. Hist., ser. 4, vol. vi., p. 16, pl. ix., figs. 13-15.  
1889. *Candona candida*, var. *tumida*, Brady and Norman (2), p. 99, pl. x., figs. 14-17.  
1898. *Candona Weltneri*, Hartwig, Eine neue Candona aus der Provinz Brandenburg. Sitz. der Gesellsch. naturfor. Freunde zu Berlin, vol. xxi., p. 50.  
1900. *Candona Weltneri*, G. W. Müller (4), p. 16, pl. iii., figs. 3, 4, 13, 14, 17-20.

Rivers Coquet, Blyth, and Wansbeck, and Wark Burn, Belsay East Lake, Seaton Burn, and Alnmouth, Northumberland (G. S. B.) N.

CANDONA LACTEA Baird.

Sedgefield and Seaton Carew Marshes ; Newbiggin (A. M. N.); Budle Bay and rivers Aln and Coquet (G. S. B.) N.D.

CANDONA ROSTRATA Brady and Norman.

This is not *C. rostrata* G. W. Müller which is *C. marchica* Hartwig.

Newbiggin (A. M. N.) N.

CANDONA COMPRESSA (Koch).

1864. *Candona albicans*, G. S. Brady, Trans. Tyneside Nat. Field Club, vol. vi., p. 107, pl. iii., figs. 6-10 (the young).  
1868. *Candona compressa*, Brady (1), p. 382, pl. xxvi., figs. 22-27.  
1889. *Candona pubescens*, Brady and Norman (2), p. 101, pl. xii., figs. 32-37.  
1896. *Candona compressa*, Brady and Norman (3), p. 728.  
1901. *Candona compressa*, Hartwig (6), p. 104.

Sedgefield, Seaton Carew Marshes, Rainton Meadows, pond in Lumley Dene (A. M. N.), Sunderland (G. S. B.) D.

CRUSTACEA OF NORTHUMBERLAND AND DURHAM

CANDONA ZENCKERI G. O. Sars.

1890. *Candona Zenckeri*, G. O. Sars, "Oversigt. af Norges Crustaceer, II., Branch., Ostrac., Cirrip." Vidensk.-Selsk. Forhand., p. 66.

1896. *Candona Zenckeri*, Brady and Norman (3), p. 739, pl. lxiii., fig. 25, pl. lxviii., figs. 12, 13.

The only specimens as yet known in Great Britain were taken in a pond near Ferry Hill (A. M. N.) D.

CANDONA STAGNALIS G. O. Sars.

1890. *Candona stagnalis*, G. O. Sars, "Oversigt. af Norges Crustaceer, II., Branch., Ostrac., Cirrip." Vidensk.-Selsk. Forhand., p. 69.

1891. *Candona ambigua*, T. Scott, "Invert. Fauna of Inland Waters of Scotland." Ninth Rep. Fish. Board Scotland, p. 277, pl. iv., figs. 7 a-c ♂.

1896. *Candona stagnalis*, Brady and Norman (3), p. 729, pl. lxviii., figs. 14-17.

1900. *Candona rara*, G. W. Müller (4), p. 22, pl. v., fig. 1, pl. vi., figs. 2, 3, 14-16.

1901. *Candona pubescens*, Hartwig (6), p. 96.

Found in a pool near Broomley Lake, Northumberland (A. M. N.) N.

CANDONOPSIS KINGSLEII (Brady and Robertson).

1889. *Candona Kingsleii*, Brady and Norman (2), p. 102, pl. ix., figs. 19-22, pl. xiii., fig. 19.

1891. *Candonopsis Kingsleii*, Vavra, Monog. der Ostracoden Böhmens, p. 54.

1900. *Candonopsis Kingsleii*, G. W. Müller (4), p. 38, pl. vi., figs. 23-28, pl. vii., figs. 22-25.

1900. *Candonopsis Kingsleii*, Kaufmann (5), p. 357, pl. xxiv., figs. 8-11, pl. xxvi., figs. 1-9, pl. xxxi., fig. 17.

1901. *Candonopsis Kingsleii*, Hartwig (6), p. 127.

Crag Lake, Northumberland (A. M. N.) N.

PONTOCYPRIS MYTILOIDES (Norman).

Not rare in the littoral and laminarian zones. N.D.

CRUSTACEA OF NORTHUMBERLAND AND DURHAM

- PONTOCYPRIS ACUPUNCTATA G. S. Brady.  
 Budle Bay, Northumberland, and off Marsden, Durham,  
 10 fathoms (G. S. B.) N.D.
- PONTOCYPRIS TRIGONELLA G. O. Sars.  
 This species is apparently scarce on this coast. Budle  
 Bay, Northumberland (G. S. B.) N.
- ARGILLÆCIA CYLINDRICA G. O. Sars.  
 Off Seaham and Marsden (G. S. B.) D.
- ARGILLÆCIA PROPINQUA G. S. Brady.  
 1903. *Argillæcia propinqua*, G. S. Brady, Trans. Nat. Hist.  
 Soc. Northumberland, Durham, and Newcastle, new  
 ser., vol. i., p. 7, pl. ii., figs. 1-8.  
 Twenty-five miles east of Alnmouth in 59 fathoms (G. S. B.)  
 N.

FAM. 2.—CYTHERIDÆ

- CYTHERE LUTEA O. F. Müller.  
 Abundant between tidemarks. N.D.
- CYTHERE PELLUCIDA Baird=*Cythere castanea* G. O. Sars and  
 Brady (olim.)  
 Common in salt-marshes and estuaries. N.D.
- CYTHERE CONFUSA Brady and Norman=*Cythere pellucida*  
 Brady et auct. (not Baird).  
 Dredged in comparatively deep water, 25-46 fathoms, and  
 also common on muddy ground in estuaries and tidemarks.  
 N.D.
- CYTHERE PORCELLANEA G. S. Brady.  
 More frequently found than the last in estuaries, and  
 dredged in shallow water. N.D.
- CYTHERE TENERA G. S. Brady.  
 Generally dredged, but has been found by G. S. B. between  
 tidemarks at Whitley and Cullercoats. N.D.
- CYTHERE SEMIPUNCTATA G. S. Brady.  
 Budle Bay and Seaton Sluice, Northumberland, and off the  
 coast of Durham (G. S. B.) N.D.

CRUSTACEA OF NORTHUMBERLAND AND DURHAM

CYTHERE CRISPATA G. S. Brady.

Off Marsden, 10 fathoms (G. S. B.) D.

CYTHERE GIBBOSA Brady and Robertson.

Budle Bay and several estuarine situations on the Northumberland coast (G. S. B.). The Tweed above Berwick; river Lyne near Newbiggin; and marshes at Seaton Carew (A. M. N.)  
N.D.

CYTHERE ALBOMACULATA Baird.

Common between tidemarks, and recorded by G. S. B. from a freshwater lake at Bolam, Northumberland.

The Bolam habitat must be looked upon as doubtful; a renewed search there has resulted in failure to find the species, and it is possible that it found its way accidentally into the earlier gathering. N.D.

CYTHERE ROBERTSONI G. S. Brady.

Budle Bay, Northumberland; Sunderland, tidemarks, and in several places off the Durham coast in 29-55 fathoms (G. S. B.); Seaton Sluice (A. M. N.) N.D.

CYTHERE LIMICOLA (Norman).

1866. *Cythereis limicola*, Norman, Nat. Hist. Trans. Northumberland and Durham, vol. i., p. 20, pl. vi., figs. 1-4.  
Confined to the coralline zone, but not rare at such a depth off the coast. N.D.

CYTHERE CUNEIFORMIS G. S. Brady.

More generally found in 15-40 fathoms, but also occurs in several estuarine localities in Northumberland, and has been found between tidemarks on mud-covered rocks at Whitley (G. S. B.); Seaton Delaval (A. M. N.) N.D.

CYTHERE NAVICULA (Norman).

Budle Bay, Northumberland (G. S. B.) N.

CYTHERE VILLOSA (G. O. Sars).

Among small weeds between tidemarks in estuaries, and more rarely dredged.

The specimens referred to *C. borealis* Brady taken at Seaton Carew, belong really to *C. villosa*. N.D.

CRUSTACEA OF NORTHUMBERLAND AND DURHAM

CYTHERE QUADRIDENTATA Baird.

Occasionally occurring in deep water off the coast. N.D.

CYTHERE EMACIATA G. S. Brady.

Found under similar circumstances to the last, but much rarer. N.D.

CYTHERE TUBERCULATA (G. O. Sars).

Frequent in deep water. On some parts of our coasts it is found living between tidemarks, but has not yet occurred under such circumstances on the north-east coast. N.D.

CYTHERE CONCINNA Rupert Jones.

Occasionally occurring in deep water. N.D.

CYTHERE FINMARCHICA (G. O. Sars).

Another deep water form which has been found off the coasts both of Northumberland and Durham. N.D.

CYTHERE ANGULATA (G. O. Sars).

Found off the coast in deep water, but rare. N.D.

CYTHERE DUNELMENSIS (Norman).

1865. *Cythereis dunelmensis*, Norman, Nat. Hist. Trans. Northumberland and Durham, vol. i., p. 22, pl. vii., figs. 1-4.

A fine species which is not rare in deep water off the north-east coasts. N.D.

CYTHERE JONESII (Baird).

1865. *Cythereis Jonesii*, Norman, Nat. Hist. Trans. Northumberland and Durham, vol. i., p. 21, pl. vii., figs. 5-8.

Common in deep water, and the most beautiful representative of the genus in our fauna. N.D.

LIMNICYTHERE INOPINATA (Baird).

Hardwick Lake, Sedgfield, and Raby and Lambton Parks (A. M. N.); Fulwell Cemetery, Gibside, and in a millstream at Hedworth, Co. Durham, and in East Belsay Lake, Northumberland, and in many estuarine localities (G. S. B.) N.D.



CRUSTACEA OF NORTHUMBERLAND AND DURHAM

CYTHERIDEA PAPILLOSA Bosquet.

1865. *Cythere debilis*, Norman, Nat. Hist. Trans. Northumberland and Durham, vol. i., p. 15, pl. v., figs. 5-8.

In deep water, somewhat local, but common when found.

N.D.

CYTHERIDEA PUNCTILLATA G. S. Brady.

Seaton Carew (G. S. B.)

D.

CYTHERIDEA ELONGATA G. S. Brady.

On muddy rocks at low-water mark at Seaton Carew (G. S. B.)

D.

CYTHERIDEA TOROSA (Rupert Jones).

1864. *Cyprideis torosa*, Brady, Trans. Tyneside Nat. Field Club, vol. vi., p. 108, pl. iii., figs. 11-23.

1868. *Cytheridea littoralis*, Brady, Nat. Hist. Trans. Northumberland and Durham, vol. iii., p. 6:

In brackish water, Warkworth, Alnmouth, Cambois, Seaton Sluice, and Jarrow Slake (G. S. B.); Hartlepool (A. M. N.). Inland in fresh water in the Forge Dam at Sedgfield (A. M. N.); and at Belsay (G. S. B.)

N.D.

EUCYTHERE DECLIVIS (Norman).

1865. *Cythere declivis*, Norman, Nat. Hist. Trans. Northumberland and Durham, vol. i., p. 16, pl. v., figs. 9-12.

In deep water off the coast, but not common. Both the varieties *argus* Sars and *anglica* Brady are found upon the coast.

N.D.

KRITHE BARTONENSIS (Rupert Jones).

Taken by G. S. B. off both the Northumberland and Durham coasts in 30-60 fathoms, but very local.

N.D.

LOXOCONCHA IMPRESSA (Baird).

Frequent in rock pools and estuaries, and in moderate depths off the coast.

N.D.

LOXOCONCHA VIRIDIS (O. F. Müller).

This is *Cythere rhomboidea* S. Fischer and *Loxoconcha elliptica* G. S. Brady.

Essentially a brackish water species. Rivers Aln, Coquet, Wansbeck, and Blyth (G. S. B.); Seaton Sluice and Hartlepool (A. M. N.)

N.D.

CRUSTACEA OF NORTHUMBERLAND AND DURHAM

LOXOCOONCHA MULTIFORA (Norman).

1865. *Cythere multifora*, Nat. Hist. Trans. Northumberland and Durham, vol. i., p. 18, pl. vi., figs. 13-16.

Off Holy Island, 1864 (A. M. N.); Budle Bay, Northumberland (G. S. B.) N.

LOXOCOONCHA GUTTATA (Norman).

1865. *Cythere guttata*, Norman, Nat. Hist. Trans. Northumberland and Durham, vol. i., p. 19, pl. vi., figs. 9-12.

1870. *Loxococoncha granulata*, G. S. Brady, Nat. Hist. Trans. Northumberland and Durham, vol. iii., p. 368, pl. xiii., figs. 5-7.

Dredged in 1864 off Holy Island, and also 10-15 miles off Seaham in about 40 fathoms (A. M. N.); 29 miles E. of Alnmouth in 59 fathoms, and several places off the Durham coast in 20-30 fathoms (G. S. B.) N.D.

LOXOCOONCHA TAMARINDUS (Rupert Jones).

1865. *Cythere levata*, Norman, Nat. Hist. Trans. Northumberland and Durham, vol. i., p. 18, pl. v., figs. 13-16.

Off Holy Island (A. M. N.); Northumberland and Durham coasts in tide-pools and in 30-46 fathoms, also in estuaries as Budle Bay and river Blyth (G. S. B.) N.D.

LOXOCOONCHA PUSILLA Brady and Robertson.

Budle Bay and rivers Wansbeck and Blyth, Northumberland (G. S. B.); Seaton Delaval (A. M. N.) N.

LOXOCOONCHA FRAGILIS G. O. Sars.

Budle Bay, Northumberland (G. S. B.) N.

XESTOLEBERIS AURANTIA (Baird).

Common between tidemarks and in estuaries. In 1891 G. S. B. took it at 29 miles E. of Alnmouth in 59 fathoms.

N.D.

XESTOLEBERIS DEPRESSA G. O. Sars.

The last is usually a tidemark species; this on the contrary is an inhabitant of the ultra-littoral region, and descends to deep water, where it is not uncommon. N.D.

CRUSTACEA OF NORTHUMBERLAND AND DURHAM

CYTHERURA GIBBA (O. F. Müller).

Berwick-on-Tweed and Seaton Sluice, fine and abundant (A. M. N.); near the mouth of several Northumberland rivers (G. S. B.) N.

CYTHERURA CORNUTA G. S. Brady.

Berwick-on-Tweed (A. M. N.); between tidemarks at Boulmer, Northumberland (G. S. B.) N.

CYTHERURA SELLA G. O. Sars.

This is *C. cuneata* ♂ and *C. flavescens* ♀ of Brady.  
Common between tidemarks and in estuaries. N.D.

CYTHERURA ACUTICOSTATA G. O. Sars.

Tidemarks, but not common; also river Blyth and off Holy Island; Hawthorn and Castle Eden in 20 fathoms (G. S. B.) N.D.

CYTHERURA STRIATA G. O. Sars.

*Cytherura quadrata* Norman is the female of this species.  
Common between tidemarks, amidst the fine weeds and Corallina; as well as dredged. N.D.

CYTHERURA ANGULATA G. S. Brady.

Tidemarks, and dredged, but a much scarcer species than the last; also in estuaries, as those of the rivers Blyth and Wansbeck (G. S. B.); Seaton Delaval, tidemarks (A. M. N.) N.D.

CYTHERURA UNDATA G. O. Sars.

This is seldom abundant, but distributed; more usually in the coralline zone, but also in estuaries, as those of the rivers Wansbeck and Blyth (G. S. B.) N.D.

CYTHERURA PRODUCTA G. S. Brady.

Off the Durham coast, and at the mouth of the Aln (G. S. B.) N.D.

CYTHERURA NIGRESCENS (Baird).

The commonest *Cytherura* between tidemarks, where it may be met with almost everywhere. N.D.

CYTHERURA CONCENTRICA Brady, Crosskey and Robertson.

Seaton Delaval and Hartlepool (G. S. B.) N.D.

CRUSTACEA OF NORTHUMBERLAND AND DURHAM

CYTHERURA SIMILIS G. O. Sars.

This is *Cytherura Sarsii* Brady and *Cytherura propinqua* Brady and Robertson.

Seaton Delaval, tidemarks (A. M. N.); Boulmer; off Seaham Harbour; and at low-water mark at Seaton Carew (G. S. B.)  
N.D.

CYTHERURA FULVA Brady and Robertson.

In 20-30 fathoms off the Durham coast, and between tide-marks at Boulmer, Northumberland (G. S. B.); Seaton Delaval, between tidemarks (A. M. N.)  
N.D.

CYTHERURA CLATHRATA G. O. Sars.

Between tidemarks at Whitley and Seaton Sluice, and dredged off Hawthorn in 20 fathoms (G. S. B.)  
N.D.

CYTHERURA CELLULOSA (Norman).

1865. *Cythere cellulosa*, Norman, Nat. Hist. Trans. Northumberland and Durham, vol. i., p. 22, pl. v., figs. 17-20, and pl. vi., fig. 17.

Between tidemarks and dredged, not rare.  
N.D.

CYTHEROPTERON LATISSIMUM (Norman).

1865. *Cythere latissima*, Norman, Nat. Hist. Trans. Northumberland and Durham, vol. i., p. 19, pl. vi., figs. 5-8.

Off Holy Island, and on the Dogger Bank, and off Seaham (A. M. N.); twenty-nine miles E. of Alnmouth in 49-60 fathoms, and off Souter Point in 30-39 fathoms, abundant and fine (G. S. B.)  
N.D.

CYTHEROPTERON ALATUM G. O. Sars.

Very rare, 30 miles off Sunderland in 40-45 fathoms (G. S. B.)  
D.

CYTHEROPTERON NODOSUM G. S. Brady.

On the Dogger Bank (A. M. N.); mouth of the Wansbeck river and off the coast of Durham (G. S. B.)  
N.D.

BYTHOCYTHERE TURGIDA G. O. Sars.

1870. *Bythocythere turgida*, G. S. Brady, Nat. Hist. Trans. Northumberland and Durham, vol. iii., p. 372, pl. xiii., figs. 1-4.

Twenty-nine miles E. of Alnmouth in 59 fathoms; off Souter Point in 30-40 fathoms (G. S. B.)  
N.D.

CRUSTACEA OF NORTHUMBERLAND AND DURHAM

BYTHOCYTHERE CONSTRICTA G. O. Sars.

Off the Durham coast in 20-35 fathoms, and also off Northumberland (G. S. B.) N.D.

BYTHOCYTHERE SIMPLEX (Norman).

1865. *Cythere simplex*, Norman, Nat. Hist. Trans. Northumberland and Durham, vol. i., p. 17, pl. v., figs. 1-4.

The types were dredged in 1862 about 100 miles off Tynemouth, and it was again taken in 1864 off Holy Island (A. M. N.). In several places off the Durham coast in 20-40 fathoms, twenty-nine miles E. of Alnmouth in 40-60 fathoms, and off Souter Point in 30-40 fathoms (G. S. B.). Living specimens in very fine condition were taken during the dredging excursions of 1901-2, generally associated with equally fine captures of *Cythere Fonesii*. N.D.

PSEUDOCYTHERE CAUDATA G. O. Sars.

Occasionally dredged, but not common. N.D.

SCLEROCHILUS CONTORTUS (Norman).

Off the coasts in 20-46 fathoms, and also between tide-marks. N.D.

CYTHERIDEIS SUBULATA G. S. Brady.

Boulmer, near Whitley, Northumberland; Sunderland and Seaton Carew (G. S. B.); Seaton Delaval (A. M. N.); tide-marks and shallow water. N.D.

CYTHEROIS FISCHERI (G. O. Sars).

1870. *Paradoxostoma Fischeri*, G. S. Brady, Nat. Hist. Trans. Northumberland and Durham, vol. iii., p. 362, pl. xii., figs. 10, 11.

Budle Bay, Boulmer, Seaton Delaval, Northumberland; Sunderland; off Marsden and Seaham 33-35 fathoms (G. S. B.); Warkworth (A. M. N.) N.D.

FAM. 3.—PARADOXOSTOMATIDÆ

PARADOXOSTOMA VARIABILE (Baird).

Abundant between tidemarks and in shallow water. N.D.

CRUSTACEA OF NORTHUMBERLAND AND DURHAM

- PARADOXOSTOMA ENSIFORME G. S. Brady.  
Frequent between tidemarks. N.D.
- PARADOXOSTOMA ABBREVIATUM G. O. Sars.  
Tidemarks Budle Bay, Boulmer, and Seaton Carew; 20 fathoms off Hawthorn (G. S. B.) N.D.
- PARADOXOSTOMA OBLIQUUM G. O. Sars.  
Muddy rocks at low water, Whitley (G. S. B.); Seaton Delaval (A. M. N.) N.D.
- PARADOXOSTOMA NORMANI G. S. Brady.  
Seaton Sluice and Budle Bay, Northumberland; off the Durham coast 10-20 fathoms (G. S. B.) N.D.
- PARADOXOSTOMA PULCHELLUM G. O. Sars.  
1870. *Paradoxostoma pulchellum*, G. S. Brady, Nat. Hist. Trans. Northumberland and Durham, vol. iii., p. 363 pl. xii., figs. 4, 5.  
Boulmer, Seaton Carew, Hartlepool, all tidemarks (G. S. B.) N.D.
- PARADOXOSTOMA HIBERNICUM G. S. Brady.  
1870. *Paradoxostoma hibernicum*, G. S. Brady, Nat. Hist. Trans. Northumberland and Durham, vol. iii., p. 362, pl. xii., figs. 10, 11.  
Boulmer, tidemarks, and Seaton Delaval (G. S. B.) N.
- PARADOXOSTOMA HODGEI G. S. Brady.  
1870. *Paradoxostoma Hodgei*, G. S. Brady, Nat. Hist. Trans. Northumberland and Durham, vol. iii., p. 371, pl. xii., figs. 12, 13.  
Off Seaham Harbour (G. S. B.) D.
- PARADOXOSTOMA FLEXUOSUM G. S. Brady.  
Off the coast and in estuarine mud, but not common. N.D.
- MACHÆRINA TENUISSIMA (Norman).  
1870. *Xiphichilus tenuissimus*, G. S. Brady, Nat. Hist. Trans. Northumberland and Durham, vol. iii., p. 369, pl. xii., figs. 6-9, and pl. xiv., figs. 5-10.  
Fourteen miles off Seaham, 35 fathoms, and 5-17 miles off Souter Point, 30-60 fathoms (G. S. B.) D.

CRUSTACEA OF NORTHUMBERLAND AND DURHAM

SECTION II.—MYODOCOPA

FAM. 1.—ASTEROPIDÆ

ASTEROPE TERES (Norman).

Fourteen miles off Seaham in 35 fathoms (G. S. B.) D.

ASTEROPE MARLÆ (Baird).

About 30 miles off Alnmouth in 39 fathoms (G. S. B.) N.

FAM. 2.—CYPRIDINIDÆ

PHILOMEDES BRENDA (Baird).

Forty to fifty miles off Tynemouth, and off the coast of Durham near the Dogger Bank (A. M. N.); 14 miles off Seaham in 35 fathoms, and 25 miles east of Alnmouth in 50 fathoms (G. S. B.) N.D.

PHILOMEDES INTERPUNCTA (Baird).

Off Northumberland in deep water (A. M. N.); off Marsden, Hawthorn, and Sunderland, 20-45 fathoms (G. S. B.) N.D.

SECTION III.—CLADOCOPA

FAM. 1.—POLYCOPIDÆ

POLYCOPE ORBICULARIS G. O. Sars.

Several places off the coast of Durham (G. S. B.) N.

SECTION IV.—PLATYCOPA

FAM. 1.—CYTHERELLIDÆ

CYTHERELLA SERRULATA Brady and Norman.

About 30 miles off Alnmouth in 39 fathoms (G. S. B.) N.

CYTHERELLA ABYSSORUM G. O. Sars.

This is *C. scotica* G. S. Brady.

Fourteen miles off Seaham in 35 fathoms (G. S. B.) D.

ORDER IX.—COPEPODA

For information as to the British species of Copepoda the following works will be found useful. These are referred to in the synonymy by the numerals attached to each.

1. Baird (W.). Natural History of the British Entomostraca, London, Ray Society, 1850.

CRUSTACEA OF NORTHUMBERLAND AND DURHAM

2. Claus (Dr. C.). Die frei lebenden Copepoden, mit besonderer Berücksichtigung der Fauna Deutschlands, der Nordsee und des Mittelmeeres, Leipzig, 1863.
3. Brady (G. S.). A monograph of the free and semi-parasitic Copepoda of the British Islands, 3 vols., London, Ray Society, 1878-80.
4. Brady (G. S.). A revision of the British species of freshwater Cyclopidae and Calanidae. Nat. Hist. Trans. Northumberland and Durham, vol. xi., 1891.
5. Giesbrecht (Dr. Wilhelm). Systematik und Faunistik der pelagischen Copepoden des Golfes von Neapel und der angrenzenden Meeres-Abschnitte, Berlin, 1892.
6. Sars (G. O.). An Account of the Crustacea of Norway, vols. iv., v., Copepoda, 1904-9 (in course of publication).
7. Norman (A. M.) and Scott (T.). The Crustacea of Devon and Cornwall, 1906.  
Scott (T. and A.). Numerous papers chiefly in the Annual Reports of the Fishery Board for Scotland.

The classification here adopted for the Copepoda is based chiefly on that used by Professor G. O. Sars in his work on the "Crustacea of Norway" now in course of publication.

SECTION I.—CALANOIDA

FAM. I.—CALANIDÆ

CALANUS SEPTENTRIONALIS (H. Goodsir).

1843. *Cetochilus septentrionalis*, Goodsir, Edinburgh New Philos. Journ., xxxv., p. 336, pl. vi., figs. 1-11.
1863. *Cetochilus helgolandicus*, Claus (2), p. 171, pl. xxvi., figs. 2-9.
1878. *Calanus finmarchicus*, Brady (3), vol. i., p. 38, pl. i., figs. 1-12.
1901. *Calanus helgolandicus*, G. O. Sars (6), vol. iv., p. 11, pl. iv.
1906. *Cetochilus septentrionalis*, Norman and Scott (7), p. 126.



CRUSTACEA OF NORTHUMBERLAND AND DURHAM

This species, hitherto referred by most authors to *Monoculus finmarchicus* Gunner, is considered by Professor G. O. Sars to be distinct, Gunner's description referring to a closely allied form which is chiefly Arctic in its distribution, and differs in its greater size and in some not very important structural details.\* So far as we at present know the true *C. finmarchicus* does not occur in our district. *C. septentrionalis*, on the contrary, is often found in immense numbers, usually near the surface in the open sea, but often also in pools of the littoral zone where it has doubtless been left behind by the retreating tide. N.D.

FAM. 2.—PSEUDOCALANIDÆ

PSEUDOCALANUS ELONGATUS Boeck.

1865. *Calanus Clausii*, Brady, Nat. Hist. Trans. Northumberland and Durham, vol. i., p. 33, pl. i., figs. 1, 11-13.

1878. *Pseudocalanus elongatus*, Brady (3), vol. i., p. 45 pl. iii., figs. 1-9.

Very common both in the open sea and in tidal pools. N.D.

FAM. 3.—CENTROPAGIDÆ

CENTROPAGES TYPICUS Kröyer.

1863. *Ichthyophorba denticornis*, Claus (2), p. 199, pl. xxxv., figs. 1, 3-9.

1865. *Ichthyophorba denticornis*, Brady, Nat. Hist. Trans. Northumberland and Durham, vol. i., p. 40, pl. iv., figs. 1-6.

1878. *Centropages typicus*, Brady (3), vol. i., p. 65, pl. viii., figs. 1-10.

1901. *Centropages typicus*, G. O. Sars (6), vol. iv., p. 75, pls. xlix., l., li. N.D.

\* The British form was, however, described by H. Goodsir in 1843 under the specific name *septentrionalis*, and as pointed out in the "Crustacea of Devon and Cornwall," that name must be adopted if the still earlier one used by Gunner be held to apply to a different species.

CRUSTACEA OF NORTHUMBERLAND AND DURHAM

CENTROPAGES HAMATUS (Lilljeborg).

1865. *Ichthyophorba hamata*, Brady, Nat. Hist. Trans. Northumberland and Durham, vol. i., p. 39, pl. iv., figs. 7-10.

1878. *Centropages hamatus*, Brady (3), vol. i., p. 67, pl. viii., figs. 11-13.

1901. *Centropages hamatus*, G. O. Sars (6), vol. iv., p. 76, pl. lii.

The two foregoing species are of frequent occurrence in the open sea; less frequent in tidal pools. N.D.

ISIAS CLAVIPES Boeck.

1878. *Isias clavipes*, Brady (3), vol. i., p. 62, pl. vii., figs. 3-13.

1901. *Isias clavipes*, G. O. Sars (6), vol. iv., p. 79, pls. liii., liv.

This species, though generally distributed round the British Islands, had not been noted in our district until quite recently; but in several tow-net collections made during the summer of 1905 it occurred rather plentifully. N.D.

FAM. 4.—DIAPTOMIDÆ

DIAPTOMUS CASTOR (Jurine).

1875. *Diaptomus castor*, Brady (in part) (3), vol. i., p. 59, pl. vi., figs. 6-13, and (6) p. 92, pl. xi., figs. 1-6.

1901. *Diaptomus castor*, G. O. Sars (6), vol. iv., p. 85, pls. lvii., lviii.

This species is found for the most part in ponds and ditches—not so often in larger sheets of water; not common in our district, nor perhaps in any other part of the country. In ponds at Shotton, Sunderland, and Wardley (G. S. B.); Broomley Lake (A. M. N.) N.D.

DIAPTOMUS GRACILIS G. O. Sars.

1862. *Diaptomus gracilis*, G. O. Sars, Oversigt af de indenlandske Ferskvandscopepoder, p. 9.

1891. *Diaptomus gracilis*, Brady (4), p. 94, pl. xi., figs. 7-9, pl. xii., figs. 1-8.

CRUSTACEA OF NORTHUMBERLAND AND DURHAM

1901. *Diaptomus gracilis*, G. O. Sars (6), vol. iv., p. 92, pl. lxiii.

Syn.: *Diaptomus Westwoodii*, Lubbock.

An almost exclusively lacustrine species which occurs abundantly in most of the English and Scottish lakes, and generally in ponds and still water. Very plentiful in Tindale and Talkin Tarns, which are just over the border of our restricted district, also in Crag Lake and Chartners Lake (A. M. N.). In Talkin Tarn we have seen the net come up from some few feet below the surface quite alive with shoals consisting chiefly of this species and *Eurytemora affinis* (G. S. B.) N.

FAM. 5.—TEMORIDÆ

TEMORA LONGICORNIS Müller.

1865. *Temora longicornis*, Brady, Nat. Hist. Trans. Northumberland and Durham, vol. i., p. 36, pl. i., fig. 15, and pl. ii., figs. 1-10, and (3) vol. i., p. 54, pl. iii., figs. 10-19.

Syn.: *Temora finmarchica*, Baird; and *Diaptomus longicaudatus*, Lubbock.

This is one of the most abundant of the marine Copepoda. It occurs both in the littoral zone and in the open sea, more plentifully at most seasons than any other of the Calanoida, excepting, perhaps, *Calanus septentrionalis*. Easily recognised by its very long and slender caudal appendages. N.D.

EURYTEMORA VELOX (Lilljeborg).

1865. *Temora velox*, Brady, Nat. Hist. Trans. Northumberland and Durham, vol. i., p. 38, pl. i., fig. 16, and pl. iii., figs. 1-11, and (3) vol. i., p. 56, pl. vi., figs. 1-5.

1891. *Eurytemora Clausi*, Brady (4), p. 105, pl. xiii., figs. 1-5.

1901. *Eurytemora velox*, G. O. Sars (6), vol. iv., p. 100, pls. lxvii., lxviii.

Common, and often very abundant, in the pools of salt marshes, and (in other parts of the country) occasionally in fresh water. Not noticed in this district except in brackish

CRUSTACEA OF NORTHUMBERLAND AND DURHAM

water. Hylton Dene (habitat now destroyed), Seaton Sluice,  
Alnmouth, Hartlepool, &c. (G. S. B.) N.D.

EURYTEMORA AFFINIS (Poppe).

1885. *Temorella affinis*, Poppe, Die freilebenden Copepoden des Jadebusens (Abhandl. des naturwissenschaft. Vereins zu Bremen, ix. Band), p. 184, Taf. vi., figs. 22-28.
1888. *Temorella affinis*, Poppe, var. *hirundoides*, Nordquist, Die Calaniden Finlands, Helsingfors, p. 48, Taf. iv., figs. 5-11.
1891. *Eurytemora affinis*, Brady (4), p. 107, pl. xiii., figs. 6-9.
1901. *Eurytemora hirundoides*, G. O. Sars (6), vol. iv., p. 102, pl. lxix.

Between the typical *Temorella affinis* and the variety *hirundoides*—promoted by Prof. G. O. Sars to the rank of a species—the differences seem to be of degree only, depending upon the amount of development of the posterior angles of the metasome, the hirsute furniture of the furca and some other very slight variations. It seems better to look upon all these forms as belonging to one and the same species. Our only local record is “brackish water ditches at Hartlepool” (A. M. N.) D.

FAM. 6.—METRIDIIDÆ

METRIDIA LUCENS Boeck.

1878. *Metridia armata*, Brady (3), vol. i., p. 42, pl. ii., figs. 1-12, vol. ii., pl. lvi., figs. 19, 20.
1892. *Metridia hibernica*, Giesbrecht (5), p. 345, pl. xxxii., fig. 11, pl. xxxiii., figs. 2, 12, 16, 22, 28, 36, 39.
- Syn.: *Paracalanus hibernicus* Brady and Robertson.

The British species assigned in the Ray Society Monograph to *Metridia armata* Boeck is said by G. O. Sars not to belong to that species, but to *M. lucens* Boeck. We therefore adopt that view, and are able to include it as taken off North Sunderland, and also three miles off Ryhope (G. S. B.) N.D.

CRUSTACEA OF NORTHUMBERLAND AND DURHAM

FAM. 7.—PSEUDOCYCLOPIDÆ

PSEUDOCYCLOPS CRASSIREMIS Brady.

1878. *Pseudocyclops crassiremis*, Brady (3), vol. i., p. 82, pl. vii., figs. 1, 2, pl. xii., fig. 14.

The type of this species was taken off Seaham Harbour in a depth of twenty to thirty fathoms—one specimen only. D.

FAM. 8.—PONTELLIDÆ

ANOMALOCERA PATERSONII Templeton.

1850. *Anomalocera Patersonii*, Baird (1), p. 229, pl. xxvii., figs. 1a-i, 2a-c.

1863. *Irenæus Patersonii*, Claus (2), p. 206, pl. ii., fig. 1, pl. xxxvii., figs. 1-6.

1878. *Anomalocera Patersonii*, Brady (3), vol. i., p. 75, pl. xi., figs. 1-14, pl. x., figs. 13, 14.

A purely pelagic species, occurring occasionally in great numbers, at other times only sparingly. Taken at all points of the coast. N.D.

FAM. 9.—PARAPONTELLIDÆ

PARAPONTELLA BREVICORNIS (Lubbock).

1857. *Pontella brevicornis*, Lubbock, Ann. and Mag. Nat. Hist., 2nd ser., vol. xx., pl. xi., figs. 4-8.

1878. *Parapontella brevicornis*, Brady (3), vol. i., p. 69, pl. ix., figs. 1-16.

This, like the preceding species, is at times very abundant in the open sea, generally not very far from shore; it is found also not very unfrequently, but in smaller numbers, between tidemarks. N.D.

FAM. 10.—ACARTIIDÆ

ACARTIA CLAUSI Giesbrecht.

1878. *Dias longiremis*, Brady (in part) (3), vol. i., p. 51, pl. v., figs. 1-14.

1892. *Acartia Clausi*, Giesbrecht (5), p. 507, pl. xxx., figs. 2, 4, 13-15, 17, 28, 36, 47, pl. xliii., fig. 32, pl. xliii., figs. 3, 5, 14.

1901. *Acartia Clausi*, G. O. Sars (6), vol. iv., p. 150, pl. ci.

CRUSTACEA OF NORTHUMBERLAND AND DURHAM

The species belonging to this genus require, as regards their distribution in our district, more attention than they have yet received. The prevailing form, both littoral and pelagic, is undoubtedly that here noted. But other nearly related species, formerly confused with *A. longiremis* (Lilljeborg) will probably also be found. N.D.

ACARTIA LONGIREMIS (Lilljeborg).

1878. *Dias longiremis*, Brady (in part), loc. cit.

1892. *Acartia longiremis*, Giesbrecht (5), p. 522, pl. xxx., fig. 25, pl. xliii., fig. 25.

This is taken not unfrequently in the tow-net, though it appears to be by no means so abundant in our district as the preceding species. N.D.

SECTION II.—HARPACTICOIDA

The re-arrangement of this group adopted in Professor Sars' work on the "Crustacea of Norway" being not yet complete, the family divisions are here altogether omitted.

MISOPHRIA PALLIDA Boeck.

1864. *Misophria pallida*, Boeck, Oversigt af Norges Copepoder, p. 24.

1878. *Misophria pallida*, Brady (3), vol. i., p. 79, pl. xiii., figs. 11-16, pl. xviii., figs. 11, 12.

Dredged off Hawthorn in 27 fathoms on a sandy bottom (G. S. B.) D.

PTERINOPSYLLUS INSIGNIS G. S. Brady.

1878. *Lophophorus insignis*, Brady (3), vol. i., p. 122, pl. xiii., figs. 1-10, and pl. xv., fig. 10, and vol. iii., p. 23 (*Pterinopsyllus*).

In the Ray Society Monograph (*loc. cit.*) this species was placed in the family Cyclopidae. It is in fact intermediate in character between Cyclopidae and Harpacticidae, and Professor G. O. Sars has informed us (*in litt.*) that in his forthcoming work he will place the genus among Harpacticidae. We think this right, and therefore adopt the new arrangement.

CRUSTACEA OF NORTHUMBERLAND AND DURHAM

The type specimens were dredged in a depth of 27 fathoms off Hawthorn, Co. Durham. More recently it has been taken off Scarborough in 17 fathoms. D.

LONGIPEDIA CORONATA Claus.

1863. *Longipedia coronata*, Claus (2), p. 111, pl. xiv., figs. 14-24.

1903. *Longipedia coronata*, G. O. Sars (6), vol. v., p. 10, pls. iii. and iv.

The type species seems to be much less common in British waters than that recently described and named by Professor G. O. Sars, *L. Scotti*. *L. coronata*, however, was found in washings from dredged material taken off Northumberland and Durham in July, 1904, and off Hartlepool in 25 fathoms many years ago (G. S. B.) N.D.

LONGIPEDIA SCOTTI G. O. Sars.

1880. *Longipedia coronata*, Brady (3), vol. ii., p. 6, pls. xxxiv. and xxxv.

1903. *Longipedia Scotti*, G. O. Sars, An Account of the Crustacea of Norway, vol. v., p. 11, pl. v., fig. 1.  
(not *Longipedia coronata*, Claus).

The true *Longipedia coronata* of Claus, described by that author in 1863 (Die frei-lebenden Copepoden, p. 111, pl. xiv., figs. 14-24) is said by Professor G. O. Sars to differ from that described and figured in the Ray Society Monograph of British Copepoda. The differences are found chiefly in the spinous armature of the last abdominal segments and second pair of feet.

*L. Scotti* is common in moderate depths of water, and on sandy bottoms especially is often very abundant. N.D.

ECTINOSOMA SARSII Boeck.

1872. *Ectinosoma Sarsii*, Boeck, Nye Slægter og Arter af Saltvands-Copepoder, p. 45.

1880. *Ectinosoma spinipes*, Brady (3), vol. ii., p. 9, pl. xxxvi., figs. 1-10.

Common in tidal pools and in moderate depths of water all round the coast. N.D.

CRUSTACEA OF NORTHUMBERLAND AND DURHAM

ECTINOSOMA HERDMANI T. and A. Scott.

1896. *Ectinosoma Herdmani*, T. and A. Scott, A Revision of the British Copepoda belonging to the genera *Bradya*, Boeck, and *Ectinosoma*, Boeck. Trans. Linn. Soc., ser. 2, Zoology, vol. vi., p. 432, pl. xxxvi., figs. 16, 44, pl. xxxvii., figs. 3, 16, 29, 54, pl. xxxviii., figs. 7, 25, 33, 47.

Dredged off North Sunderland, September, 1902. N.

ECTINOSOMA NORMANI T. and A. Scott.

1896. *Ectinosoma Normani*, T. and A. Scott, A Revision of the British Copepoda belonging to the genera *Bradya*, Boeck, and *Ectinosoma*, Boeck. Trans. Linn. Soc., London, ser. 2, Zoology, vol. vi., p. 435, pl. xxxvi., figs. 21, 29, 39, pl. xxxvii., figs. 12, 26, 34, 51, pl. xxxviii., figs. 5, 18, 42, 45.

Found at the roots of Laminaria, Holy Island (G. S. B.) N.

ECTINOSOMA MELANICEPS Boeck.

1864. *Ectinosoma melaniceps*, Boeck, Oversigt af Norges Copepoder, p. 30.

1880. *Ectinosoma melaniceps*, Brady (3), vol. ii., p. 11, pl. xl., figs. 17-20.

A small species easily distinguished by a circumscribed patch of dusky grey colour on the front of the head. Generally distributed, but our only local records are "pools at extreme low-water mark, Roker," Cullercoats, and Alnmouth (G. S. B.)

N.D.

ECTINOSOMA ERYTHROPS G. S. Brady.

1880. *Ectinosoma erythrops*, Brady (3), vol. ii., p. 12, pl. xxxvi., figs. 11-17.

"Dredged in depths of from five to thirty fathoms off the coasts of South Durham and North Yorkshire." This seems to be a rare species, but is recorded by Mr. T. Scott from the Firth of Forth, and by the late Mr. I. C. Thompson from the Irish Sea.

D.



CRUSTACEA OF NORTHUMBERLAND AND DURHAM

ECTINOSOMA BRUNNEA G. S. Brady.

1907. *Ectinosoma brunnea*, Brady, Trans. Nat. Hist. Soc. Northumberland, Durham, and Newcastle-upon-Tyne, new series, vol. i., p. 333, pl. ix., figs. 4-11.

Taken in a salt-water pond at Amble, December, 1905. N.

MICROSETELLA ROSEA (Dana).

1892. *Microsetella rosea*, Giesbrecht (5), pp. 550, 554, pl. xlv., figs. 32, 35, 37, 38, 41, 43, 46, 48, 49.

1905. *Microsetella rosea*, Brady, Trans. Nat. Hist. Soc. Northumberland, Durham, and Newcastle, new series, vol. i., p. 213, pl. iii., figs. 1-4.

One specimen only was found in washings from the dredge taken between St. Mary's Island and Souter Point. N.

BRADYA TYPICA Boeck.

1872. *Bradya typica*, Boeck, Nye Slægter og Arter af Saltvands-Copepoder, p. 47.

1880. *Bradya typica*, G. S. Brady (3), vol. ii., p. 17, pl. xxxviii., figs. 1-10.

1904. *Bradya typica*, G. O. Sars (6), vol. v., p. 46, pl. xxv.

This species is found generally on sandy bottoms similar to those haunted by *Longipedia*. Our only local record is "off Hartlepool in 25 fathoms" (G. S. B.) D.

PSEUDOBRADYA MINOR (T. and A. Scott).

1896. *Bradya minor*, T. and A. Scott, A Revision of the British Copepoda belonging to the genus *Bradya* Boeck and *Ectinosoma* Boeck, p. 425, pl. xxxv., figs. 5, 9, 13, 21, 24, 31, 35, 42, pl. xxxvi., figs. 5, 9.

1904. *Pseudobradya minor*, G. O. Sars (6), vol. v., p. 41, pl. xxii., fig. 2.

1907. *Bradya minor*, Brady, Trans. Nat. Hist. Soc. Northumberland, Durham, and Newcastle-upon-Tyne, new series, vol. i., p. 332, pl. ix., figs. 1-3.

Taken in a salt-water pond at Amble, December, 1905. This species may be at once recognised by a conspicuous dark patch near the base of the antennules. N.

CRUSTACEA OF NORTHUMBERLAND AND DURHAM

ZOSIME TYPICA Boeck.

1872. *Zosime typica*, Boeck, Nye Slægter og Arter af Saltsvands-Copepoder, p. 46.

1880. *Zosime typica*, Brady (3), vol. ii., p. 15, pl. xxxix., figs. 1-12.

1903. *Zosime typica*, G. O. Sars (6), vol. v., p. 27, pl. xv.

Dredged twenty miles off Sunderland on a bottom of muddy sand in forty-five fathoms (G. S. B.) D.

CYLINDROPSYLLUS LÆVIS G. S. Brady.

1880. *Cylindropsyllus lævis*, Brady (3), vol. iii., p. 30, pl. lxxxiv., figs. 1-8.

1892. *Cylindropsyllus lævis*, T. Scott, Tenth Annual Report of the Fishery Board for Scotland, p. 258, pl. xiii., figs. 1-18.

This species was originally described and figured from a single female specimen taken off Hartlepool in a depth of five fathoms. We have seen no further specimens, but it has been taken in considerable numbers by Mr. T. Scott in the Firth of Forth, and has been fully described and figured by him (*loc. cit.*). The late Mr. I. C. Thompson, of Liverpool, also found it sparingly on the west coast of England. D.

HARPACTICUS CHELIFER (O. F. Müller).

1776. *Cyclops chelifer*, O. F. Müller, Zool. Dan. Prodr. 2413.

1850. *Arpacticus chelifer*, Baird, p. 212, pl. xxix., figs. 2, 3, 3a-g.

1880. *Harpacticus chelifer*, Brady (3), vol. ii., p. 146, pl. lxiv., figs. 19, 20, pl. lxv., figs. 1-7, 9, 11, 12, 14, 15.

1904. *Harpacticus chelifer*, G. O. Sars (6), vol. v., p. 49, pls. xxvii., xxviii.

One of the commonest of the Harpacticidæ: frequent between tidemarks—less frequent in greater depths. N.D.

HARPACTICUS FLEXUS Brady and Robertson.

1880. *Harpacticus flexus*, Brady (3), vol. ii., p. 152, pl. lxiv., figs. 12-18.

CRUSTACEA OF NORTHUMBERLAND AND DURHAM

1904. *Harpacticus flexus*, Sars (6), vol. v., p. 53, pl. xxx.,  
fig. 2.

On roots of Laminariæ, Holy Island (G. S. B.) N.

TIGRIOPUS FULVUS (S. Fischer).

1860. *Harpacticus fulvus*, S. Fischer, Beiträge zur Kenntniss  
der Entom. (Abhandl. der König. Bayer. Akad., vol.  
viii.), p. 656, pl. i., figs. 30-33, pl. ii., figs. 34-39.

1869. *Tigriopus Lilljeborgii*, Norman, Last Shetland  
Dredging Report, p. 296.

1880. *Harpacticus fulvus*, Brady (3), vol. ii., p. 149,  
pl. lxiv., figs. 1-11.

Found all round the coast, mostly in shallow pools at or  
above high-water mark, and often in vast swarms when the  
water has become warm with prolonged exposure to the sun.

N.D.

ZAUS SPINATUS Goodsir.

1845. *Zaus spinatus*, Goodsir, Ann. and Mag. Nat. Hist.,  
vol. xvi., p. 326, pl. xi., figs. 1-8.

1880. *Zaus spinatus*, Brady (3), vol. ii., p. 153, pl. lxvi.,  
figs. 1-9.

1904. *Zaus spinatus*, G. O. Sars (6), vol. v., p. 57, pl. xxxiii.

Not uncommon among weeds, especially near low-water  
mark all along the coast.

N.D.

ZAUS GOODSIRI G. S. Brady.

1880. *Zaus Goodsiri*, G. S. Brady (3), vol. ii., p. 156,  
pl. lxvi., figs. 10-13.

1904. *Zaus Goodsiri*, G. O. Sars (6), vol. v., p. 59, pl. xxxv.

Within our district we have seldom seen this species; it was  
dredged off Whitley in a depth of twenty fathoms, July, 1899,  
and one or two specimens were taken in the same year  
between tide-marks at Alnmouth (G. S. B.)

N.

ALTEUTHA DEPRESSA Baird.

1850. *Alteutha depressa*, Baird (1), p. 216, pl. xxx.,  
figs. 1, 2.

1868. *Alteutha typica*, Czerniawsky, Materialia ad Zoogra-  
phiam ponticam comparatum, p. 34, pl. iii., figs. 15-25,  
pl. iv., fig. 10.

CRUSTACEA OF NORTHUMBERLAND AND DURHAM

1880. *Peltidium crenulatum*, Brady (3), vol. ii., p. 163, pl. lxxii., figs. 6-15.

1889. *Alteutha depressa*, Claus, Copepodenstudien I. Peltidien, p. 11, pl. ii., figs. 9-17.

Dr. Baird (*loc. cit.*) records this species from "Berwick Bay, 1835, not common." Otherwise it does not appear to have been noticed in our district, and partly on this account we have heretofore taken Baird's species to be that here called *Eupelte purpurocincta*. But his description, and especially his figures, seem more properly applicable to the present species, and that view has also been taken by so good an authority as Professor Claus. N.

ALTEUTHA INTERRUPTA (Goodsir).

1845. *Sterope interrupta* ♀ and *Carillus oblongus* ♂, Goodsir, Several new species of Crustacea allied to Saphirina. Ann. and Mag. Nat. Hist., vol. xvi., p. 326, pl. xi., figs. 10, 12.

1863. *Alteutha bopyroides*, Claus (2), p. 143, pl. xx., figs. 10-17.

1864. *Alteutha norvegica*, Boeck, Oversigt over de ved Norges Kyster iagttage Copepoder, p. 48.

1880. *Peltidium interruptum*, G. S. Brady (3), vol. ii., p. 162, pl. lxxi., figs. 4-15.

1885. *Peltidium conophorum*, Poppe, Frei-lebende Copepoden des Jadebusens, pl. vii., fig. 19.

1889. *Alteutha bopyroides*, Claus, Copepodenstudien I. Peltidien, p. 9, pl. i., figs. 1-11, pl. ii., figs. 1-8.

A common species taken mostly in the tow-net, also by the dredge, and less commonly between tide-marks. N.D.

EUPELTE PURPUCINCTA (Norman).

1869. *Alteutha purpurocincta*, Norman, "Last Report on Dredging off Shetland Isles." Brit. Assoc. Report, 1868, p. 298.

1880. *Peltidium depressum*, Brady (3), vol. ii., p. 160, pl. lxxii., figs. 1-5.

1889. *Eupelte purpurocincta*, Claus, Copepodenstudien I. Peltidien, p. 14, pl. iii., figs. 1-8.

CRUSTACEA OF NORTHUMBERLAND AND DURHAM

This beautiful species is easily recognised by its flattened oval form and its transverse purple band; it is common in low-water pools, chiefly on the fronds of *Laminaria saccharina*.

N.D.

ROBERTSONIA TENUIS (Brady and Robertson).

1876. *Ectinosoma tenue*, B. and R., Report Brit. Assoc., 1875, p. 196.

1880. *Robertsonia tenuis*, Brady (3), vol. ii., p. 25, pl. xli., figs. 1-14.

Dredged in several places off the Durham coast in depths of from twenty to thirty-seven fathoms (G. S. B.) D.

TEGASTES\* FALCATUS Norman.

1869. *Amymone falcata*, Norman, "Last Report on Dredging off Shetland Isles." Brit. Assoc. Report, 1868, p. 296.

1872. *Amymone rubra*, Boeck, Nye Slægter og Arter af Saltvands-Copepoder, p. 49.

1880. *Amymone spherica*, Brady (not Claus) (3), vol. ii., p. 28, pl. xlix., figs. 1-11.

1903. *Amymone rubra*, Brady, Trans. Nat. Hist. Soc. Northumberland, Durham, and Newcastle-on-Tyne, new series, vol. i., p. 3, pl. i., fig. 13.

1904. *Tegastes falcatus*, Sars (6), p. 69, pl. xli.

A scarce but widely distributed species. Dredged in twenty-five fathoms off Marsden and Souter Point; found also at roots of *Laminariæ* at Holy Island (G. S. B.) N.D.

TEGASTES LONGIMANA (Claus).

1863. *Amymone longimana*, Claus (2), p. 115, pl. xx., figs. 13, 14.

1880. *Amymone longimana*, Brady (3), vol. ii., p. 30, pl. xlix., figs. 12, 13.

One specimen dredged in a depth of thirty-seven fathoms off Hawthorn (G. S. B.) D.

\* The generic name *Amymone* having been twice previously used, by O. F. Müller in 1785 and by Savigny in 1817, Dr. Norman has proposed to substitute the term *Tegastes*.

CRUSTACEA OF NORTHUMBERLAND AND DURHAM

PORCELLIDIUM FIMBRIATUM Claus.

1863. *Porcellidium fimbriatum*, Claus (2), p. 140. pl. xxii.,  
fig. 1.  
1880. *Porcellidium fimbriatum*, Brady (3), vol. ii., p. 167,  
pl. lxx., figs. 1-4.  
1904. *Porcellidium fimbriatum*, G. O. Sars (6), vol. v., p. 76,  
pls. xlv., xlv.

Found chiefly on the fronds of Laminariæ between tide-marks, but "sometimes taken by the dredge in considerable numbers where decomposing algæ and other vegetable matters are deposited." In our district the only record is Alnmouth (G. S. B.) N.

ASPIDISCUS LITTORALIS G. O. Sars.

1904. *Aspidiscus littoralis*, G. O. Sars (6), vol. v., p. 79,  
pls. xlvi. and xlvii.

A beautiful species, easily recognized when well grown by a brilliant crimson patch occupying the centre of the body. Its favourite habitat, as in the case of many of the flattened or depressed Copepoda, is on the fronds of Laminariæ. Here it often occurs very abundantly at almost all points of our coast. In the "Monograph of British Copepoda" it was erroneously identified with *Aspidiscus fasciatus* Norman and *Porcellidium fasciatum* Boeck. Professor Sars, however, has shown that it differs from both these species, and has proposed for it the specific name *littoralis*.

PSAMATHE LONGICAUDA Philippi.

1840. *Psamathe longicauda*, Philippi, Weigman. Archiv für  
Naturgesch., p. 189, pl. iv., fig. 1.  
1880. *Scutellidium tisboides*, Brady (3), vol. ii., p. 175,  
pl. lxxviii., figs. 1-10.  
1905. *Psamathe longicauda*, G. O. Sars (6), vol. 5, p. 83,  
pl. xlix.

This has many characters in common with *Tisbe furcata*, and is met with in similar situations, but always sparingly. We have seen no local specimens excepting one or two taken at Roker on the fronds of *Laminaria saccharina* (G. S. B.) D.

CRUSTACEA OF NORTHUMBERLAND AND DURHAM

TISBE FURCATA (Baird).

1850. *Canthocamptus furcatus*, Baird (1), p. 210, pl. xxv.,  
figs. 1, 2, pl. xxx., figs. 4-6.

1880. *Idya furcata*, Brady (3), vol. ii., p. 172, pl. lxvii.,  
figs. 1-11.

1906. *Tisbe furcata*, Norman and Scott (7), p. 183.

A very common species in tidal pools : much less frequent  
in the open sea. Very widely distributed, and correspondingly  
variable in minor characteristics. N.D.

THALESTRIS LONGIMANA Claus.

1863. *Thalestris longimana*, Claus (2), p. 130, pl. xviii.,  
figs. 1-11.

1880. *Thalestris longimana*, Brady (3), vol. ii., p. 136,  
pl. lx., figs. 1-13.

A very conspicuous species owing to its generally beautiful  
coloration, but never occurring in any great abundance. Not  
uncommon between tidemarks all along the coast. N.D.

THALESTRIS BRUNNEA G. O. Sars.

1905. *Thalestris brunnea*, G. O. Sars (6), vol. v., p. 108,  
pl. lxiii.

Specimens taken at Roker on the roots of *Laminariæ*, and  
doubtfully referred by Dr. Brady to *T. rufo-violascens* Claus,  
are considered by Professor Sars to belong to a species newly  
described by him under the specific name *brunnea*. D.

PARATHALESTRIS CLAUSI (Norman).

1905. *Parathalestris Clausi*, G. O. Sars (6), vol. v., p. 111,  
pls. lxv., lxvi.

Syn. : *Thalestris Clausi*, Brady and Norman.

This is one of the commonest of British Harpacticidæ,  
being often found plentifully in pools of the littoral zone, as  
well as in the open sea. N.D.

PARATHALESTRIS HIBERNICA (Brady and Robertson).

1873. *Thalestris hibernica*, B. and R., Ann. and Mag. Nat.  
Hist., ser. 4, vol. xii., p. 135, pl. viii., figs. 17-19.

CRUSTACEA OF NORTHUMBERLAND AND DURHAM

1880. *Thalestris hibernica*, Brady (3), vol. ii., p. 134,  
pl. lxii., figs. 13-17, pl. lxiii., figs. 14, 15.

1905. *Parathalestris hibernica*, G. O. Sars (6), vol. v.,  
p. 113, pl. lxviii.

A scarce species. Our only local record is Holy Island,  
where it was found at the roots of *Laminariæ*. N.

PARATHALESTRIS (?) NORTHUMBRICA *nov. nom.*

1905. *Thalestris robusta*, Brady, Trans. Nat. Hist. Soc.  
Northumberland, Durham, and Newcastle, new series,  
vol. i., p. 218, pl. v., figs. 11-17 (not *Th. robusta* Claus).

One specimen found in a tidal pool at Cullercoats (G. S. B.)  
N.

PARATHALESTRIS (?) DENTI (G. S. Brady).

1905. *Thalestris Denti*, Brady, *loc. cit.*, p. 218, pl. vi.,  
figs. 10-15.

Found in washings of dredged material taken between St.  
Mary's Island and Souter Point, July, 1904 (G. S. B.) N.D.

Of this and the preceding species the male only has been  
seen, and the generic reference must be considered as  
provisional merely.

PARATHALESTRIS HARPACTOIDES (Claus).

1880. *Thalestris harpactoides*, Brady (3), vol. ii., p. 127,  
pl. l., figs. 9-16, pl. lix., fig. 1.

1905. *Parathalestris harpactoides*, G. O. Sars (6), vol. v.,  
p. 112, pl. lxvii.

This species occurred in a surface-net gathering from  
Teesmouth given to us by the late Mr. E. C. Davison of  
Sunderland (G. S. B.); rock pools, Seaton Sluice, Northum-  
berland (A. M. N.) N.D.

PHYLLOTHALESTRIS MYSIS (Claus).

1880. *Thalestris mysis*, Brady (3), vol. ii., p. 121, pl. lviii.,  
figs. 1-13.

1905. *Phyllothalestris mysis*, G. O. Sars (6), vol. v., p. 116,  
pls. lxx., lxxi.

In tidal pools among algæ, Alnmouth (G. S. B.)

Easily recognized by the abnormally large and foliaceous  
fifth pair of feet in the female. N.



CRUSTACEA OF NORTHUMBERLAND AND DURHAM

RHYNCHOTHALESTRIS RUFOCINCTA (Norman).

1880. *Thalestris rufocincta*, Brady (3), vol. ii., p. 125,  
pl. lvii., figs. 1-9.

1905. *Rhynchothalestris rufocincta*, G. O. Sars (6), vol. v.,  
p. 120, pls. lxxiii., lxxiv.

Dredged off Marsden, 10 fathoms, and off Hawthorn, 27  
fathoms, and at low-water on fronds of Laminariæ at Roker  
(G. S. B.) D.

RHYNCHOTHALESTRIS HELGOLANDICA (Claus).

1880. *Thalestris helgolandica*, Brady (3), vol. ii., p. 123,  
pl. lxi., figs. 9-14.

1905. *Rhynchothalestris helgolandica*, G. O. Sars (6), vol. v.,  
p. 121, pl. lxxv.

Dredged off the Durham coast in 27 fathoms (G. S. B.) D.

MICROTHALESTRIS FORFICULA (Claus).

1863. *Thalestris forficula*, Claus (2), p. 131, pl. xvii.,  
figs. 7-11.

1894. *Thalestris forficuloides*, T. and A. Scott, Twelfth  
Annual Report of the Fishery Board for Scotland,  
p. 255, pl. x., figs. 13-25, and On Some New and Rare  
Crustacea from Scotland (Annals and Magazine of  
Natural History, ser. vi., vol. xii., 1894).

1905. *Microthalestris forficula*, G. O. Sars (6), vol. v.,  
p. 123, pl. lxxvi.

Found at the roots of Laminariæ, Holy Island (G. S. B.) N.

The foregoing genera *Parathalestris*, *Phyllothalestris*,  
*Rhynchothalestris*, and *Microthalestris*, previously referred by  
most authors to *Thalestris* Claus, are considered by Dr. G. O.  
Sars to belong to distinct genera to which he has assigned  
the names here used.

DACTYLOPUSIA TISBOIDES (Claus).

1880. *Dactylopus tisboides*, Brady (3), vol. ii., p. 106, pl. liv.,  
figs. 1-13.

1905. *Dactylopusia tisboides*, G. O. Sars (6), vol. v., p. 126,  
pls. lxxvii. and lxxviii., fig. 1.

CRUSTACEA OF NORTHUMBERLAND AND DURHAM

One of the commonest of the Harpacticidæ, occurring abundantly between tidemarks, and less profusely in greater depths of water down to at least 40 fathoms. N.D.

DACTYLOPUSIA NEGLECTA G. O. Sars.

1880. *Dactylopus tishoides*, Brady (3) (brackish water variety), vol. ii., p. 108, pl. liv., figs. 14-16.

1905. *Dactylopusia neglecta*, G. O. Sars (6), vol. v., p. 127, pl. lxxviii., fig. 2.

This was briefly noticed and figured in the "Monograph of British Copepoda" as a brackish water variety of *D. tishoides*, but the characters are distinctive enough to have warranted Professor G. O. Sars in giving it specific rank. The only local record is "brackish pools at Seaton Sluice, Northumberland" (G. S. B.) N.

DACTYLOPUSIA BREVICORNIS (Claus).

1880. *Dactylopus brevicornis*, Brady (3), vol. ii., p. 118, pl. lvii., figs. 10-12, pl. lviii., fig. 14.

1905. *Dactylopusia brevicornis*, G. O. Sars (6), vol. v., p. 130, pl. lxxx.

Not uncommon on the fronds of *Laminaria saccharina* at Sunderland (G. S. B.) D.

DACTYLOPUSIA PLATYCHELES (G. S. Brady).

1902. *Dactylopus platycheles*, Brady, On Copepoda and other Crustacea taken in Ireland and on the North-East Coast of England. Nat. Hist. Trans. Northumberland and Durham, vol. xiv., p. 61, pl. iii., figs. 1-10.

Taken among algæ at extreme low-water mark, Roker (G. S. B.) D.

DACTYLOPUSIA LONGIROSTRIS (Claus).

1863. *Dactylopus longirostris*, Claus (2), p. 127, pl. xvii., figs. 4-6.

1899. *Dactylopus longirostris*, Brady, On *Ilyopsyllus coriaceus* and other Crustacea taken at Alnmouth. Nat. Hist. Trans. Northumberland and Durham, vol. xiii., p. 434, pl. xiii., figs. 9-12.

One specimen which we take to belong to this species was got in a pool near low-water mark at Alnmouth (G. S. B.) N.

CRUSTACEA OF NORTHUMBERLAND AND DURHAM

DACTYLOPUSIA VULGARIS G. O. Sars.

1880. *Dactylopus Stromii*, Brady (3), vol. ii., p. 111, pl. lv.,  
figs. 1-13.

1905. *Dactylopusia vulgaris*, G. O. Sars (6), vol. v., p. 128,  
pl. lxxiv., fig. 1.

"Roker, on *Laminaria saccharina*, rare" (G. S. B.) D.

AMENOPHIA PELTATA Boeck.

1864. *Amenophia peltata*, Boeck, Oversigt Norges Cope-  
poder, p. 45 (separate copy).

1880. *Thalestris peltata*, Brady (3), vol. ii., p. 138, pl. liii.  
figs. 11-15.

1906. *Amenophia peltata*, G. O. Sars (6), vol. v., p. 136,  
pls. lxxxiii. and lxxxiv., fig. 1.

One specimen found in a tidal pool at low-water mark,  
Alnmouth (G. S. B.) N.

DACTYLOPODELLA FLAVA (Claus).

1866. *Dactylopus flavus*, Claus, Die Copepoden-Fauna von  
Nizza, p. 28, pl. iii., figs. 13-16.

1880. *Dactylopus flavus* (partim), Brady (3), vol. ii., p. 116,  
pl. lvi., figs. 1-11.

1905. *Dactylopodella flava*, G. O. Sars (6), vol. v., p. 132,  
pl. lxxxii.

The specimens referred in the "Monograph of British  
Copepoda" to *Dactylopus flavus* Claus belonged to two  
distinct species—*D. flavus* Claus and *Idomene forficata*  
Philippi. No specimens from Northumberland or Durham  
having been preserved, it is impossible now to say with  
certainty which of the two species ought to be recorded in  
this list, but inasmuch as those taken off Red Cliff, Yorkshire,  
belong undoubtedly to *D. flavus*, it seems fair to assume that  
the Durham specimens dredged off Hawthorn are also  
referable to that species. D.

WESTWOODIA NOBILIS (Baird).

1845. *Arpacticus nobilis*, Baird, Trans. Berw. Nat. Club,  
vol. ii., p. 155.

CRUSTACEA OF NORTHUMBERLAND AND DURHAM

1888. *Westwoodia nobilis*, Brady (3), vol. ii., p. 141, pl. lxiii.,  
figs. 1-13.

Recorded by Dr. Baird from Berwick Bay. Very rarely on  
fronds of *Laminaria* at Sunderland (G. S. B.) A widely dis-  
tributed species, but never occurring in great numbers. N.D.

DIOSACCUS TENUICORNIS (Claus).

1863. *Dactylopus tenuicornis*, Claus (2), p. 127, pl. xvi.,  
figs. 17-23.

1880. *Diosaccus tenuicornis*, Brady (3), vol. ii., p. 68,  
pl. lix., figs. 12-16, pl. lx., figs. 14-18.

Widely distributed; living chiefly on the fronds of *Laminaria*.  
The only local record is Cullercoats (G. S. B.) N.

AMPHIASCUS IMUS (G. S. Brady).

1872. *Stenhelia ima*, Brady, Nat. Hist. Trans. Northum-  
berland and Durham, vol. iv., p. 436, pl. xix., figs. 1-5.

1880. *Stenhelia ima*, Brady (3), vol. ii., p. 35, pl. xliii.,  
figs. 1-14.

1906. *Amphiascus imus*, G. O. Sars (6), vol. v., p. 156,  
pl. xcvi.

Dredged off the Durham coast near Marsden and off  
Hartlepool (G. S. B.) D.

AMPHIASCUS TENUIREMIS (G. S. Brady).

1880. *Dactylopus tenuiremis*, Brady (3), vol. ii., p. 115,  
pl. lvi., figs. 12-18.

1906. *Amphiascus tenuiremis*, G. O. Sars (6), vol. v., p. 161,  
pl. cvii.

Dredged in 45 fathoms 20 miles off Sunderland, and in 30  
to 39 fathoms off Souter Point (G. S. B.) D.

AMPHIASCUS HISPIDUS (Brady).

1880. *Stenhelia hispida*, Brady (3), vol. ii., p. 32, pl. xlii.,  
figs. 1-14.

1906. *Amphiascus hispidus*, G. O. Sars (6), vol. v., p. 166,  
pls. cvii., cviii.

Dredged off Hartlepool in five fathoms, and off Marsden,  
30 fathoms (G. S. B.) D.

CRUSTACEA OF NORTHUMBERLAND AND DURHAM

AMPHIASCUS INTERMEDIUS (Scott).

1897. *Stenhelia intermedia*, Scott, Marine Invertebrata of Loch Fyne. 15th Annual Report Fishery Board for Scotland, p. 169, pl. ii., figs. 10-21.

1906. *Amphiascus intermedius*, G. O. Sars (6), vol. v., p. 169, pl. cx.

A single specimen found among dredged material from a depth of 25 fathoms off Hartlepool (G. S. B.) D.

DELAVALIA PALUSTRIS G. S. Brady.

1868. *Delavalia palustris*, Brady, Nat. Hist. Trans. Northumberland and Durham, vol. iii., p. 134, pl. v., figs. 10-15, and (3) vol. ii., p. 43, pl. l., figs. 1-8.

1906. *Stenhelia palustris*, G. O. Sars (6), vol. v., p. 185, pl. cxxii.

Found in brackish pools near the mouth of the Seaton Burn, Northumberland, and in similar pools on the Aln above Alnmouth (G. S. B.)

Professor G. O. Sars considers (*loc. cit.*) that the genus *Delavalia* is really identical with *Stenhelia* Boeck, but Boeck's definition of *Stenhelia* assigns to the first pair of feet a structure "similar to those of *Dactylopus*," and of this latter genus he says of the first pair of feet that "the inner branch is elongated, three-jointed, the first joint being very long and bearing two prehensile bristles: the inner branch generally smaller, with its middle joint not much longer than the other two"—both branches being therefore three-jointed. But one of the most distinctive characters of *Delavalia* is the *two-jointed* and *non-prehensile* inner branch of the first foot. We therefore prefer to retain that generic name. N.

DELAVALIA LONGICAUDATA (Boeck).

1872. *Stenhelia longicaudata*, Boeck, Nye Slægter og Arter af Saltvands-Copepoder. Chr. Vid. Forh., p. 49.

1880. *Delavalia reflexa*, Brady (partim) (3), vol. ii., p. 45, pl. li., figs. 9, 14.

1906. *Stenhelia longicaudata*, G. O. Sars (6), vol. v., p. 190, pl. cxxv., fig. 1.

This species is included in our list on the faith of Professor G. O. Sars, who remarks that "some of the figures given by

CRUSTACEA OF NORTHUMBERLAND AND DURHAM

Professor Brady of his species *Delavalia reflexa* (for instance figures 9 and 14) undoubtedly refer to the present form." *D. reflexa* was dredged on a sandy bottom five miles off Hartlepool (G. S. B.) D.

DELAVALIA REFLEXA Brady and Robertson.

1875. *Delavalia reflexa*, B. and R., Brit. Assoc. Report, p. 196.

1880. *Delavalia reflexa*, Brady (3), vol. ii., p. 45, pl. li., figs. 1-8, 11-13.

1906. *Stenhelia reflexa*, G. O. Sars (6), vol. v., p. 186, pl. cxxiii.

Respecting this species G. O. Sars says, "It seems to me beyond doubt that Mr. Brady, under the name of *Delavalia reflexa*, has confounded two distinct species," and that some of his figures refer to *Stenhelia longicaudata*, the remainder only to *S. reflexa*.

Found off Hartlepool as noted under *D. longicaudata*. D.

DELAVALIA ROBUSTA Brady and Robertson.

1875. *Delavalia robusta*, B. and R., Brit. Assoc. Report, p. 196.

1880. *Delavalia robusta*, Brady (3), vol. ii., p. 46, pl. li., figs. 15-21.

Dredged off Hawthorn (G. S. B.) D.

DELAVALIA PYGMÆA Brady.

1905. *Delavalia pygmæa*, Brady, On Copepoda and other Crustacea taken off Northumberland and Durham in July, 1904 (Trans. Nat. Hist. Soc. Northumberland, Durham, and Newcastle, new series, vol. i.), p. 214, pl. iii., figs. 5-10.

One specimen taken between St. Mary's Island and Souter Point in washings from dredge (G. S. B.) N.

STENHELIA LIMICOLA G. S. Brady.

1899. *Stenhelia limicola*, Brady, On *Ilyopsyllus coriaceus* and other Crustacea taken at Alnmouth (Nat. Hist. Trans. Northumberland and Durham, vol. xiii., 1899) p. 433, pl. xii., figs. 1-7.

CRUSTACEA OF NORTHUMBERLAND AND DURHAM

Two or three examples of this species were taken near the old oyster-hatchery at the side of the Aln above Alnmouth; we had previously found it in a somewhat similar situation on the muddy shores of the river Glen at Carrick, County Donegal (G. S. B.) N.

STENHELIA MEEKI G. S. Brady.

1905. *Stenhelium Meeki*, Brady, On Copepoda and other Crustacea taken off Northumberland and Durham in July, 1904. Trans. Nat. Hist. Soc. Northumberland, Durham, and Newcastle, new series, vol. i., p. 216, pl. iv., figs. 7-16.

One specimen found in washings from dredge between St. Mary's Island and Souter Point (G. S. B.) N.

STENHELIA HERDMANI A. Scott.

1896. *Stenhelium Herdmani*, A. Scott, Some New and Rare Copepoda from Liverpool Bay. Report for 1895 on the Lancashire Sea Fisheries Laboratory, pl. i., figs. 1-11.

1903. Brady, on Entomostraca found at the roots of *Laminariae*. Nat. Hist. Trans. Northumberland and Durham, new series, vol. i., p. 3, pl. i., figs. 1-11.

Found in washings from the roots of *Laminaria* at Holy Island (G. S. B.) N.

STENHELIA DENTICULATA I. C. Thompson.

1893. *Stenhelium denticulatum*, Thompson, Revised Report on the Copepoda of Liverpool Bay. Trans. Liverpool Biological Society, p. 20, pl. xxx., figs. 1-11.

1903. *Stenhelium denticulatum*, Brady, On Entomostraca found at the roots of *Laminariae*. Trans. Nat. Hist. Soc. Northumberland, Durham, and Newcastle, vol. i., new series, p. 3.

Dredged off Whitley in a depth of twenty fathoms (G. S. B.) N.

STENHELIA ÆMULA (T. Scott).

1893. *Delavalia æmula*, T. Scott, Additions to the Fauna of the Firth of Forth. Eleventh Annual Report Fishery Board for Scotland, p. 204, pl. iv., figs. 36-47.

CRUSTACEA OF NORTHUMBERLAND AND DURHAM

1906. *Stenhelia æmula*, G. O. Sars (6), vol. v., p. 184, pl. cxxi.

Taken in a depth of 25 fathoms five miles off Hartlepool  
(G. S. B.) D.

CANTHOCAMPTUS MINUTUS (O. F. Müller).

1776. *Cyclops minutus*, O. F. Müller, Zool. Dan. Prodr.,  
2400.

1785. *Cyclops minutus*, idem, Entomostraca, p. 101,  
pl. xvii., figs. 1-7.

1820. *Monoculus staphylinus*, Jurine, Hist. des Monocles,  
p. 74, pl. vii., figs. 1-19.

1880. *Canthocamptus minutus*, Brady (3), vol. ii., p. 48,  
pl. xlv., figs. 1-17.

A very widely distributed and common species, occurring  
abundantly in most sheets of fresh water whether great or  
small. N.D.

CANTHOCAMPTUS HORRIDUS Fischer.

1860. *Canthocamptus horridus*, Fischer, Beiträge zur  
Kenntniss der Entomostraceen. Abhandl. der König.  
Bayer. Akad. der Wissensch., vol. viii., p. 670, pl. xxi.,  
figs. 57-59a, 60.

1880. *Canthocamptus northumbricus*, Brady (3), vol. ii.,  
p. 57, pl. xlv., figs. 1-14.

This has been identified by Professor Lilljeborg, we think  
rightly, with the more recently described *C. northumbricus*:  
the earlier name must, of course, be adopted. It was found  
sparingly in Bolam Lake, Northumberland, and more lately  
(July, 1896) in Loughrigg Tarn (G. S. B.) Noticed also by  
Mr. T. Scott near Edinburgh, and by Mr. Scourfield in the  
South of England. N.

ATTHEYELLA CRASSA (G. O. Sars).

1863. *Canthocamptus crassus*, G. O. Sars, Oversigt af de  
indenlandske Ferskvandscopepoder, p. 23 (separate  
copy).

1880. *Attheyella spinosa*, Brady (3), vol. ii., p. 58, pl. xliii.,  
figs. 15-18, pl. xlvi., figs. 13-18.



CRUSTACEA OF NORTHUMBERLAND AND DURHAM

1907. *Attheyella crassa*, G. O. Sars (6), vol. v., p. 199, pl. cxxix.

A small species, probably not uncommon, but easily overlooked. The only localities in our district of which we have notes are an engine-pond at Murton Junction, near Sunderland, and a "ferruginous ditch at the roadside half-way between Haydon Bridge and Staward" (G. S. B.) N.D.

ATTHEVELLA PYGMÆA (G. O. Sars).

1863. *Canthocamptus pygmæus*, G. O. Sars, *loc. cit.*, p. 21.

1880. *Attheyella cryptorum*, Brady (3), vol. ii., p. 60, pl. lii., figs. 1-18.

1907. *Attheyella pygmæa*, G. O. Sars (6), vol. v., p. 202, pl. cxxxi.

A commoner species apparently than the preceding, and widely distributed, preferring pools and ditches rather than large expanses of water. Our only local record is, however, from a very different situation—"the damp roof of the pit workings of the low main, West Cramlington Colliery, living among films of gelatinous algæ." These specimens were sent to us by the late Mr. Atthey, and the genus was named after him, but the species—thought at the time to be new—had been previously described by G. O. Sars as a *Canthocamptus*. We still think, however, that the characters are such as to warrant a generic distinction. N.D.

MESOCHRA LILLJEBORGI Boeck.

1864. *Mesochra Lilljeborgi*, Boeck, *Oversigt af Norges Copepoder*, p. 51.

1880. *Mesochra Lilljeborgi*, Brady (3), vol. ii., p. 62, pl. xli., figs. 15-21, pl. xlvii., figs. 16-21.

In the north-eastern district this species seems to be confined to brackish water localities, having been found only in salt-marsh pools at Seaton Sluice and Alnmouth (G. S. B.) N.

TACHIDIUS DISCIPES Giesbrecht.

1869. *Tachidius brevicornis*, Brady, *Nat. Hist. Trans. Northumberland and Durham*, vol. iii., p. 130, pl. v., figs. 1-9.

CRUSTACEA OF NORTHUMBERLAND AND DURHAM

1880. *Tachidius brevicornis*, Brady (3), vol. ii., p. 20, pl. xxxvii.

1881. *Tachidius discipes*, Giesbrecht, Die freilebenden Copepoden der Kieler Foehrde, p. 108.

The reference of this species to *Cyclops brevicornis* Müller—until recently adopted by most authors—was, to say the least, a very doubtful one. It seems best, therefore, to use the new specific name proposed by Giesbrecht.

*T. discipes* is to be found plentifully during the summer months in the brackish pools of almost all estuaries and salt-marshes. N.D.

TACHIDIUS LITTORALIS Poppe.

1881. *Tachidius littoralis*, Poppe, Ueber einen neuen Harpacticiden. Abhandl. d. naturw. Ver. Bremen, vol. vii., p. 149, pl. vi.

1892. *Tachidius crassicornis*, T. Scott, Additions to the Fauna of the Firth of Forth, Part 4. Tenth Annual Report of Fishery Board for Scotland, p. 250, pl. viii., figs. 14-27.

1895. *Tachidius littoralis*, Brady, Entomostraca collected in the Solway district and at Seaton Sluice. Nat. Hist. Trans. Northumberland and Durham, vol. xiii., p. 13, pl. ii., figs. 14-17.

Another brackish water species found in similar situations to the foregoing. River Lyne at Newbiggin, mouth of the Wansbeck, and Seaton Carew (A. M. N.); Seaton Sluice (G. S. B.) N.D.

AMEIROPSIS BREVICORNIS G. O. Sars.

1880. *Ameira longipes*, Brady (3), vol. ii., p. 37, pl. liii., figs. 1-10.

1907. *Ameiropsis brevicornis*, G. O. Sars (6), vol. v., p. 224, pl. cxlviii.

Dredged in 25 to 45 fathoms off the Durham coast (G. S. B.)

Professor G. O. Sars considers that the species called by us *Ameira longipes* belongs to a nearly allied distinct genus named by him as above, and distinguished chiefly by the structure of the mandibular palp. D.

CRUSTACEA OF NORTHUMBERLAND AND DURHAM

AMEIRA BREVIREMIS G. S. Brady.

1905. *Ameira breviremis*, Brady, On Copepoda and other Crustacea taken off Northumberland and Durham in July, 1904. Trans. Nat. Hist. Soc. Northumberland, Durham, and Newcastle, new series, vol. i., p. 214, pl. iii., figs. 11-14, and pl. iv., figs. 1-6.

One specimen only taken between St. Mary's Island and Souter Point in washings from dredged material (G. S. B.) N.

DANIELSSENIA TYPICA Boeck.

1872. *Danielssenia typica*, Boeck, Nye Slægter og Arter Saltvands-Copepoder, p. 55.  
1880. *Fonesiella spinulosa*, Brady (3), vol. ii., p. 41, pl. xlvi., figs. 14-18, pl. xlix., figs. 14, 15.

Taken sparingly off Hartlepool on a sandy bottom, and off Hawthorn on a muddy bottom, depth 37 fathoms (G. S. B.)  
D.

THOMPSONULA HVÆNÆ (I. C. Thompson).

1889. *Fonesiella hvænæ*, I. C. Thompson, Proc. Liverpool Biological Society, vol. iii., p. 193, pl. ix., figs. 1-10.  
1905. *Thompsonula hvænæ*, T. Scott, Ann. and Mag. Nat. Hist., ser. 7, vol. xvi., p. 571.

A few specimens of this interesting species were taken by the dredge off North Sunderland in 1892 (G. S. B.). It has been dredged also by Dr. Scott in the Firth of Forth. N.

PHYLLOPODOPSYLLUS BRADYI (T. Scott).

1892. *Tetragoniceps Bradyi*, T. Scott, Tenth Annual Report of the Fishery Board for Scotland, p. 253, pl. ix., figs. 19-32.  
1905. *Tetragoniceps Bradyi*, Brady, On Copepoda and other Crustacea taken off Northumberland and Durham in July, 1904. Trans. Nat. Hist. Soc. Northumberland, Durham, and Newcastle, new series, vol. i., p. 217, pl. v., figs. 1-10.  
1907. *Phyllopodopsyllus Bradyi*, G. O. Sars (6), vol. v., p. 231, pl. clv.

One specimen found in washings from dredge between St. Mary's Island and Souter Point (G. S. B.) N.

CRUSTACEA OF NORTHUMBERLAND AND DURHAM

STENOPOPIA LONGICAUDATA (T. Scott).

1892. *Ameira longicaudata*, T. Scott, Additions to the Fauna of the Firth of Forth. 10th Annual Report of the Fishery Board for Scotland, Part 3, p. 250, pl. ix., figs. 1-18.

1907. *Stenopopia longicaudata*, Sars (6), vol. v., p. 228, pls. cli., clii.

Dredged off Hartlepool in 25 fathoms (G. S. B.) D.

LAOPHONTE CORNUTA Philippi.

1840. *Laophonte cornuta*, Philippi, Archiv für Naturgeschichte, p. 189, pl. iii., fig. 13.

1880. *Laophonte serrata*, Brady (3), vol. ii., p. 71, pl. lxxiii., figs. 1-14.

1907. *Laophonte cornuta*, G. O. Sars (6), vol. v., p. 235, pls. clvii. and clviii.

In the opinion of Professor G. O. Sars this species "has been erroneously identified by Brady and other British authors with *Cleta serrata* of Claus, which is a different species."

Found at the roots of Laminariæ at Holy Island. N.

LAOPHONTE CURTICAUDA Boeck.

1864. *Laophonte curticauda*, Boeck, Oversigt af Norges Copepoder, p. 54.

1880. *Laophonte curticauda*, Brady (3), vol. ii., p. 80, pl. lxxiii., figs. 15-18, pl. lxxvi., figs. 1-9.

A common littoral species, found in tidal pools at Whitburn and Sunderland, and at the roots of Laminariæ, Holy Island (G. S. B.) N.D.

LAOPHONTE SIMILIS (Claus).

1866. *Cleta similis*, Claus, Die Copepodenfauna von Nizza, p. 23, pl. v., figs. 13, 14.

1880. *Laophonte similis*, Brady (3), vol. ii., p. 78, pl. lxxv., figs. 1-14.

A common form in the littoral zone, and extending downwards to a depth of several fathoms along the coasts of Durham and Northumberland. N.D.

CRUSTACEA OF NORTHUMBERLAND AND DURHAM

LAOPHONTE LONGICAUDATA Boeck.

1864. *Laophonte longicaudata*, Boeck, Oversigt af Norges Copepoder, p. 55.

1880. *Laophonte longicaudata*, Brady (3), vol. ii., p. 82, pl. lxxiv., figs. 12-15, pl. lxxvi., figs. 10-15.

Dredged in several places off the Durham coast down to 30 fathoms—Hartlepool, Seaham, and Hawthorn (G. S. B.)  
D.

LAOPHONTOPSIS LAMELLIFERA (Claus).

1863. *Cleta lamellifera*, Claus (2), p. 123, pl. xv., figs. 21-25.

1880. *Laophonte lamellifera*, Brady (3), vol. ii., p. 83, pl. lxxv., figs. 15-23.

A rather scarce species, but occurring both on algæ in the littoral zone and among dredged material from moderate depths. On Laminariæ and on muddy rocks, Sunderland, and at the roots of Laminariæ, Sunderland and Holy Island (G. S. B.)  
N.D.

ASELLOPSIS HISPIDA Brady and Robertson.

1873. *Asellopsis hispida*, B. and R., Ann. and Mag. Nat. Hist., ser. 4, vol. xii., p. 137, pl. ix., figs. 6-10.

1880. *Laophonte hispida*, Brady (3), vol. ii., p. 85, pl. lxxxi., figs. 1-11.

Dredged sparingly in a depth of from four to ten fathoms off the Durham coast (G. S. B.)  
D.

NORMANELLA DUBIA (Brady and Robertson).

1876. *Laophonte dubia*, B. and R., Brit. Assoc. Report (1875), p. 196.

1880. *Normanella dubia*, Brady (3), vol. ii., p. 87, pl. lxxviii., figs. 12-22.

A minute species, probably often overlooked, though widely distributed. Dredged off Marsden and Hartlepool, 10 to 30 fathoms (G. S. B.)  
D.

CLETODES LIMICOLA G. S. Brady.

1872. *Cletodes limicola*, Brady, Nat. Hist. Trans. Northumberland and Durham, vol. iv., p. 438, pl. xxi., figs. 10-17.

CRUSTACEA OF NORTHUMBERLAND AND DURHAM \*

1880. *Cletodes limicola*, Brady (3), vol. ii., p. 90, pl. lxxix.,  
figs. 1-12.

In depths of from 20 to 45 fathoms in muddy sand off the  
Durham coast (G. S. B.) D.

CLETODES LONGICAUDATA Brady and Robertson.

1876. *Cletodes longicaudata*, B. and R., Brit. Assoc. Report  
(1875), p. 196.

1880. *Cletodes longicaudata*, Brady (3), vol. ii., p. 92,  
pl. lxxix., figs. 13-19.

Found in similar situations to the preceding species. Off  
Hartlepool five fathoms, and at roots of *Laminaria*, Holy  
Island (G. S. B.) N.D.

CLETODES PROPINQUA Brady and Robertson.

1876. *Cletodes propinqua*, B. and R., Brit. Assoc. Report  
(1875), p. 196.

1880. *Cletodes propinqua*, Brady (3), vol. ii., p. 94, pl.  
lxxvii., figs. 9-17.

Dredged off Marsden in 35 fathoms (G. S. B.) D.

CLETODES LINEARIS (Claus).

1866. *Lilljeborgia linearis*, Claus, Die Copepodenfauna  
von Nizza, p. 22, pl. ii., figs. 1-8.

1880. *Cletodes linearis*, Brady (3), vol. ii., p. 95, pl. lxxx.,  
figs. 1-14.

An uncommon species. The only local record is Holy  
Island, where it was found at the roots of *Laminaria* (G. S. B.)  
N.

CLETODES SIMILIS T. Scott.

1895. *Cletodes similis*, T. Scott, Thirteenth Annual Report  
of the Fishery Board for Scotland, p. 168, pl. iii.,  
figs. 22-26, pl. iv., figs. 1-3.

At roots of *Laminariæ*, Holy Island, and dredged off Souter  
Point in 39 fathoms (G. S. B.) N.D.

CLETODES LATA T. Scott.

1892. *Cletodes lata*, T. Scott, Tenth Annual Report Fishery  
Board for Scotland, p. 257, pl. x., figs. 10-18.

Dredged off Hartlepool in 25 fathoms (G. S. B.) D.

PONTOPOLITES TYPICUS T. Scott.

1894. *Pontopolites typicus*, T. Scott, Twelfth Annual Report of the Fishery Board for Scotland, p. 251, pl. viii., figs. 9-17.

1903. *Pontopolites typicus*, Brady, On Entomostraca found at the roots of Laminariæ. Trans. Nat. Hist. Soc. Northumberland and Durham, new series, vol. i., p. 4, pl. i., figs. 4-12.

Found at the roots of Laminariæ, Holy Island (G. S. B.) N.

NANNOPUS PALUSTRIS G. S. Brady.

1880. *Nannopus palustris*, Brady (3), vol. ii., p. 101, pl. lxxvii., figs. 18-20.

A few specimens found in pools of brackish water at Seaton Sluice (G. S. B.) N.

PLATYCHELIPUS LITTORALIS G. S. Brady.

1880. *Platychelipus littoralis*, Brady (3), vol. ii., p. 103, pl. lxxix., figs. 20-23, pl. lxxx., figs. 15-19.

In brackish pools at Alnmouth and Seaton Sluice (G. S. B.) N.

ILYOPSYLLUS CORIACEUS Brady and Robertson.

1880. *Ilyopsyllus coriaceus*, Brady (3), vol. ii., p. 143, pl. lxxxii., figs. 1-10.

1899. *Ilyopsyllus coriaceus*, Brady, On *Ilyopsyllus coriaceus* and other Crustacea taken at Alnmouth. Nat. Hist. Trans. Northumberland and Durham, vol. xiii., p. 434, pls. xi. and xii., fig. 8.

This very curious and interesting species was first described from specimens taken in the West of Ireland. It has since been found at Arcachon in France, at Lymington in Hampshire, and lastly on the muddy flats at Alnmouth, Northumberland. In all these cases the habitat has been similar—on mud banks a little removed from the sea where the salinity of the water is periodically reduced by admixture from rivers. N.

CRUSTACEA OF NORTHUMBERLAND AND DURHAM

SECTION III.—CYCLOPOIDA

FAM. I.—CYCLOPIDÆ

OITHONA SIMILIS Claus.

1866. *Oithona similis*, Claus, Die Copepoden-Fauna von Nizza, p. 14.

1878. *Oithona spinifrons* (Boeck?), Brady (3), vol. i., p. 90, pl. xiv., figs. 1-9, pl. xxiv.A, figs. 1, 2.

Taken frequently by the tow-net in the open sea, but seldom in any great numbers. N.D.

CYCLOPINA LITTORALIS G. S. Brady.

1872. *Cyclopina littoralis*, Brady, Nat. Hist. Trans. Northumberland and Durham, vol. iv., p. 429, pl. xvii., figs. 9-14.

1878. *Cyclopina littoralis*, Brady (3), vol. i., p. 92, pl. xv., figs. 1-9.

This is a rather rare species, occurring chiefly among weeds between tidemarks, but also in dredgings from various depths up to 45 fathoms. We have taken it in tidal pools at Alnmouth, Whitley, and Ryhope, as well as in several dredgings off the coast (G. S. B.) N.D.

CYCLOPINA GRACILIS Claus.

1863. *Cyclopina gracilis*, Claus (2), p. 104, pl. x., figs. 9-15.

1878. *Cyclopina gracilis*, Brady (3), vol. i., p. 93, pl. xxiv.B, figs. 1-9, pl. xci., figs. 10, 11.

1906. *Cyclopina gracilis*, Brady, Trans. Nat. Hist. Soc. Northumberland, Durham, and Newcastle-upon-Tyne, new series, vol. i., part 3, pl. x., fig. 13.

Several specimens of *C. gracilis* were found in a gathering from a salt-water pond at Amble in December, 1905. N.

CYCLOPINA (?) OVALIS G. S. Brady.

1880. *Cyclopina (?) ovalis*, Brady (3), vol. ii., p. 181 (wood-cut).

To the original description based upon a single imperfect specimen we are able to add nothing. It was taken in the surface net off Sunderland (G. S. B.) D.



EURYTE LONGICAUDA Philippi.

1843. *Euryte longicauda*, Philippi, Archiv für Naturg.,  
Jahr. 9, p. 63, pl. iii., fig. 3 a-d.  
1878. *Thorellia brunnea*, Boeck, Oversigt over de ved  
Norges Kyster iagttagne Copepoder, p. 26.  
1878. *Thorellia brunnea*, Brady (3), vol. i., p. 95, pl. xvi.,  
figs. 1-10.

By no means a common species in our district, but on other parts of the British coast considerably more abundant; generally on the fronds of *Laminaria saccharina* at or about low-water mark. We have notes of its capture on the Durham coast (exact localities not preserved) and at the roots of *Laminariæ* at Holy Island. N.D.

CYCLOPS VIRIDIS Jurine.

1878. *Cyclops gigas*, Brady (3), vol. i., p. 105, pl. xx., figs.  
1-16.  
1891. *Cyclops viridis*, Brady (4), p. 82, pl. v., figs. 6-10.  
1901. *Cyclops viridis*, Lilljeborg, Synopsis specierum huc  
usque in Suecia observatarum generis Cyclopis,  
Stockholm, p. 8 (separate copy), pl. i., figs. 6-11.

Common everywhere in fresh water, sometimes even in brackish pools. N.D.

CYCLOPS BICUSPIDATUS Claus.

1891. *Cyclops Thomasi*, Brady (4), p. 80, pl. vi., figs. 1-4.  
1891. *Cyclops bicuspidatus*, Brady (4), p. 78, pl. v., figs. 1-5.  
1901. *Cyclops bicuspidatus*, Lilljeborg, *loc. cit.*, p. 11,  
pl. i., figs. 12-17, pl. ii., fig. 1.

In a pond in Lambton Park, county Durham (A. M. N.) D.

CYCLOPS VERNALIS S. Fischer.

1863. *Cyclops elongatus*, Claus (2), p. 97, pl. xi., figs. 1, 2.  
1891. *Cyclops elongatus*, Brady (4), p. 70, pl. i., figs. 1-5.  
1901. *Cyclops vernalis*, Lilljeborg, *loc. cit.*, p. 17, pl. ii.,  
figs. 5-7.

A form of infrequent occurrence, characterised by the presence of eighteen joints in the anterior antennæ instead of the usual seventeen, was described by Professor Claus as a distinct species under the name *elongatus*. This is now

CRUSTACEA OF NORTHUMBERLAND AND DURHAM

generally considered as an abnormality, a variation of *C. vernalis*. Professor Lilljeborg, in his definition of *C. vernalis*, says "Antennæ primi paris . . . articulis 17, rarissime 18 compositæ." Our only record is for the *elongatus* variety. Pools near Broomley Lough (A. M. N.) N.

CYCLOPS VICINUS Uljanin.

1891. *Cyclops vicinus*, Brady (4), p. 77, pl. i., figs. 6-9.

1901. *Cyclops vicinus*, Lilljeborg, *loc. cit.*, p. 26, pl. ii., figs. 16-19.

Our local records are Bolam Lake and Paston Tarn (G. S. B.); Broomley Lake and Fallowles Lake (A. M. N.) N.

CYCLOPS STRENUUS S. Fischer.

1878. *Cyclops strenuus*, Brady (3), vol. i., p. 104, pl. xix., figs. 1-7.

1891. *Cyclops strenuus*, idem (4), p. 73, pl. ii., figs. 1-4.

1891. *Cyclops abyssorum*, idem, *ibidem*, p. 73, pl. iii.

The form described by Sars under the specific name *abyssorum* seems to be simply a pelagic form of *C. strenuus*, altogether more feebly developed, and generally found at considerable depths below the surface. Of *C. abyssorum* we have records from Crag and Broomley Lakes (A. M. N.); of the *strenuus* form from Belsay, Plessey, Lambton Park, and Seaton Carew. N.D.

CYCLOPS FUSCUS (Jurine).

1878. *Cyclops signatus*, Brady (3), vol. i., p. 100, pl. xvii., figs. 4-12, and (4) p. 71 (in part).

1901. *Cyclops fuscus*, Lilljeborg, *loc. cit.*, p. 44, pl. iii., figs. 12-15.

A common species, generally distributed in weedy ponds and ditches. N.D.

CYCLOPS ALBIDUS (Jurine).

1878. *Cyclops tenuicornis*, Brady (3), vol. i., p. 102, pl. xviii., figs. 1-10.

1891. *Cyclops signatus*, idem (4), p. 71 (in part).


In the same situations as the preceding species, and equally common. N.D.

CYCLOPS INSIGNIS Claus.

1868. *Cyclops Lubbockii*, Brady, Nat. Hist. Trans. Northumberland and Durham, vol. iii., p. 127, pl. iv., figs. 1-8.

1878. *Cyclops insignis*, Brady (3), vol. i., p. 108, pl. xxi., figs. 1-9, and (6) p. 73, pl. vi., fig. 5 (1891).

Taken many years ago in brackish pools near the edge of Hartlepool Slake. The figure of the fifth foot in Plate xxi. of the Ray Society Monograph is incorrect ; that here given was



CYCLOPS INSIGNIS.

Fifth foot, highly magnified.

drawn from a specimen taken at Lymington, Hants, no example from Hartlepool being at present attainable: the figure agrees almost exactly with that given by Claus (G. S. B.) D.

CYCLOPS SERRULATUS S. Fischer.

1878. *Cyclops serrulatus*, Brady (3), vol. i., p. 109, pl. xxii., figs. 1-14, and (4) p. 83, pl. vii., fig. 1 (1891).

Wherever there is water capable of sustaining animal life there may be found *Cyclops serrulatus*. It seems to be less fastidious about impurities and less dependent on the presence

CRUSTACEA OF NORTHUMBERLAND AND DURHAM

of vegetation than any other species. It is also very widely distributed, occurring, if not from China to Peru, at all events from Turkestan, through Europe, to North America. N.D.

CYCLOPS MACRURUS G. O. Sars.

1878. *Cyclops macrurus*, Brady (3), vol. i., p. 111, pl. xxix., figs. 1-5, and (4) p. 84, pl. vii., fig. 2 (1891).

We have no local record of this species except from Crag Lake (A. M. N.) N.

CYCLOPS AFFINIS G. O. Sars.

1878. *Cyclops affinis*, Brady (3), vol. i., p. 112, pl. xv., figs. 11-14, pl. xxiv.B, figs. 10-15, and (4) p. 86, pl. viii., figs. 1-6 (1891).

Not a common species. Locally it has been found only in the river Till at Etal (A. M. N.) N.

CYCLOPS FIMBRIATUS S. Fischer.

1878. *Cyclops crassicornis*, Brady (3), vol. i., p. 118, pl. xxiii., figs. 1-6.

1891. *Cyclops fimbriatus*, Brady (4), p. 90, pl. ix., fig. 1.

Found in Bolam Lake, and in a ferruginous ditch by the side of the road between Haydon Bridge and Staward (G. S. B.); Rainton Meadows, county Durham (A. M. N.)

N.D.

CYCLOPS SALINUS G. S. Brady.

1899. *Cyclops salinus*, Brady, On *Ilyopsyllus coriaceus* and other Crustacea taken at Alnmouth. Nat. Hist. Trans. Northumberland and Durham, vol. xiii., p. 432, pl. xii., figs. 11-15; and On Entomostraca found at the roots of Laminariæ, idem, ibidem (new series, vol. i., p. 7, pl. i., figs. 1-3, 1904).

Found among fuci between tidemarks at Alnmouth and Holy Island (G. S. B.) N.

[CYCLOPS KAUFMANNI Uljanin.

In the Ray Society Monograph (vol. i., p. 113, pl. xxix., figs. 6-12) *C. Kaufmanni* was described and figured, as also in the "Revision" of 1891 (Brady (4), p. 89, pl. vii., fig. 3).

But no indubitably adult specimens have as yet been observed, and it seems best under these circumstances to consider it as an immature form of some other species—perhaps of *C. viridis*. The same remarks apply to *Cyclops Helleri*].

HALICYCLOPS ÆQUOREUS (S. Fischer).

1878. *Cyclops æquoreus*, Brady (3), vol. i., p. 119, pl. xix., figs. 8-10, pl. xxi., figs. 11-17, and (4) p. 91, pl. x., fig. 1 (1891).

Claus in 1893 founded a new genus *Hemicyclops* with *Cyclops æquoreus* as the type. The name, however, having been previously used in a different sense by Boeck, Dr. Norman has proposed to substitute for it that of *Halicyclops*.\*

*H. æquoreus* is essentially a brackish water species, occurring not uncommonly in salt marshes and pools at the side of estuaries. It seems to be generally distributed, but the only local habitat at present known to us is Seaton Sluice, Northumberland (G. S. B.) N.

#### FAM. 2.—ASTEROCHERIDÆ

DERMATOMYZON NIGRIPES (Brady and Robertson).

1880. *Cyclopicera nigripes*, Brady (3), vol. iii., p. 54, pl. lxxxix., figs. 1-11.

1899. *Dermatomyzon nigripes*, Giesbrecht, Die Asterocheriden des Golfes von Neapel und der angrenzenden Meeres-Abschnitte, Berlin, 1899, p. 77, pl. i., fig. 4, pl. v., figs. 1-14.

A fine and well characterized species, not uncommon in moderate depths of water. Off Marsden and Hawthorn in 25 to 27 fathoms. Off Alnmouth 50 to 59 fathoms (G. S. B.) N.D.

ASTEROCHERES LATA (G. S. Brady).

1880. *Cyclopicera lata*, Brady (3), vol. iii., p. 56, pl. lxxxix., fig. 12, pl. xc., figs. 11-14.

One specimen among algæ in a tidal pool at Roker (G. S. B.) This species is normally parasitic on *Echinus*

\* On new generic names for some Entomostraca (Annals and Magazine of Natural History, ser. 7, vol. xi., April, 1903).

*esculentus*, and the free-swimming condition in which it is frequently found is probably only temporary. The parasitic Crustacea of our district have been scarcely at all investigated, and will form a rich field for future research. The identification of this species with *Ascomyzon echinicola* Norman appears to have been erroneous. There are rather conspicuous differences in the fifth pair of feet and other points, but these need examination with the aid of further specimens, not at present attainable. D.

ASTEROCHERES BOECKI (G. S. Brady).

1880. *Artotrogus Boeckii*, Brady (3), p. 60, pl. xci., figs. 1-9.

1899. *Asterocheres Boeckii*, Giesbrecht, Die Asterocheriden des Golfes von Neapel und der angrenzenden Meeres-Abschnitte, Berlin, 1899, pp. 75 and 100, pl. i., fig. 2, pl. ii., figs. 22-31.

In a tidal pool, Alnmouth, September, 1899 (G. S. B.)

Like the preceding, probably a truly commensal or parasitic species only accidentally found in a free condition. N.

ASTEROCHERES VIOLACEUS (Claus).

1889. *Echinocheres violaceus*, Claus, Ueber neue oder wenig bekannte halbparasitische Copepoden, p. 30, pl. vi., figs. 1-10.

1899. *Asterocheres violaceus*, Giesbrecht, *loc. cit.*, pp. 76 and 101, pl. i., fig. 1, and pl. ii., figs. 34-42.

1899. *Echinocheres violaceus*, Brady, On *Ilyopsyllus coriaceus* and other Crustacea taken at Alnmouth. Nat. Hist. Trans. Northumberland and Durham, vol. xiii., p. 437, pl. xii., figs. 9, 10.

1899. *Cyclopicera berniciensis*, idem *ibidem*, p. 438, pl. xiii., figs. 1-8.

Two specimens taken in the free condition in a tidal pool near low-water mark at Alnmouth (G. S. B.)

The name *Cyclopicera berniciensis* must be withdrawn, having been founded upon a mutilated male specimen of *Asterocheres violaceus*.

CRUSTACEA OF NORTHUMBERLAND AND DURHAM

ACONTIOPHORUS SCUTATUS Brady and Robertson.

1880. *Acontiophorus scutatus*, Brady (3), vol. iii., p. 69,  
pl. xc., figs. 1-10.

Dredged in 27 fathoms off Hawthorn (G. S. B.) D.

BRADYPONTIUS MAGNICEPS (G. S. Brady).

1880. *Artotrogus magniceps*, Brady (3), vol. iii., p. 61,  
pl. xciii., figs. 1-9.

1899. *Bradypontius magniceps*, Giesbrecht, *loc. cit.*, p. 88,  
pl. vi., figs. 41-44.

A few specimens dredged off Castle Eden in 20 fathoms. D.

CRIBROPONTIUS NORMANI (Brady and Robertson).

1880. *Artotrogus Normani*, Brady (3), vol. iii., p. 63,  
pl. xci., figs. 12-15; pl. xcii., fig. 14, pl. xciii., fig. 10.

1899. *Cribropontius Normani*, Giesbrecht, *loc. cit.*, p. 86,  
pl. vii., figs. 40-47.

A few specimens dredged six miles off Hawthorn in a depth  
of 27 fathoms (G. S. B.) D.

DYSPONTIUS STRIATUS Thorell.

1880. *Dyspontius striatus*, Brady (3), vol. iii., p. 65,  
pl. xcii., figs. 1-13.

1899. *Dyspontius striatus*, Giesbrecht, *loc. cit.*, p. 90, pl. i.,  
fig. 10, pl. vii., figs. 1-11.

Dredged off Hawthorn in company with the foregoing  
species (G. S. B.) D.

MICROCANCERILLA, nov. gen.

Body oblong, urosome distinctly separate from metasome; antennules short, six-jointed; mandibles simple, falcate; maxillæ club-shaped; anterior and posterior maxillipeds clawed, prehensile; three pairs of biramose swimming feet.

MICROCANCERILLA CÆRULOCRUCIATA, n. sp. Plate IX. (A).

*Female*. Length 0.42 mm. Cephalothorax oblong-ovate, last segment expanded laterally and produced backwards, forming two acute subfalcate processes, each of which bears near the tip a single rigid seta (?rudimentary fourth foot);

CRUSTACEA OF NORTHUMBERLAND AND DURHAM

abdomen four-jointed, the joints very short and nearly equal in length; caudal stylets short, quadrate, scarcely longer than broad, sharply angulated at the outer distal edge; bearing one long rigid apical seta and two very small ones. Antennules short and stout, six-jointed, the terminal joint bearing four setæ; mandibles small, consisting of a single stout curved limb without any palp; maxillæ simple, clavi-form, dilated at the extremity, which bears a few simple setæ; anterior maxillipeds bearing a very long and slender terminal claw; posterior similarly formed, but with a much shorter and more robust unguis; three pairs of swimming feet, each with a robust basal joint, and two tri-articulate branches. The siphon is apparently slender and tubular, but was only indistinctly seen. The animal is nearly colourless, except that the alimentary tract is coloured so as to form in the recent condition a brilliant blue cross. Three specimens were taken by A. M. N. in a brackish pool by the side of the stream at Seaton Sluice in June, 1885, but renewed search in the same place has failed to disclose further specimens. The animal is evidently a suctorial one, and doubtless a parasite which in this case had become detached from its host. No species at all nearly corresponding to it has apparently been described. Its nearest allies are probably *Cancerilla* Dalyell and *Botryllophilus* Hesse, and it would appear not at all unlikely that the host may prove to be one of the Amphipods or Isopods which abound in salt marshes, or possibly the shore crab. N.

FAM. 3.—ONCÆIDÆ

ONCÆA ANGLICA G. S. Brady.

1905. *Oncæa anglica*, Brady, On Copepoda and other Crustacea taken off Northumberland and Durham in July, 1904. Trans. Nat. Hist. Soc. Northumberland, Durham, and Newcastle, new series, vol. i., p. 220, pl. vi., figs. 1-9.

One specimen only—a female—was found in washings of dredged material taken between St. Mary's Island and Souter Point (G. S. B.) N.



FAM. 4.—LICHOMOLGIDÆ

LICHOMOLGUS FUCICOLA G. S. Brady.

1872. *Macrocheiron fucicolum*, Brady, Nat. Hist. Trans. Northumberland and Durham, vol. iv., p. 434, pl. xviii., figs. 9-18.

1880. *Lichomolgus fucicola*, Brady (3), vol. iii., p. 41, pl. lxxxv., figs. 1-11.

Found not unfrequently among fuci at and beyond low-water mark, as well as in greater depths among dredged material. Though often found free-swimming, the natural habit of this genus would seem to be symbiotic in the branchial cavities of Ascidians. Our local records are St. Mary's Island, Alnmouth, and Ryhope, among fuci, and in dredgings from four miles off Hawthorn and Marsden in about 25 fathoms (G. S. B.) N.D.

PSEUDANTHESSIUS LIBER (Brady and Robertson).

1875. *Lichomolgus liber*, B. and R., Brit. Assoc. Report, p. 197.

1880. *Lichomolgus liber*, Brady (3), vol. iii., p. 44, pl. lxxxvi., figs. 1-13.

(*Pseudanthessius*, Claus, Ueber neue oder wenig bekannte halbparasitische Copepoden, Wien, 1889).

In dredgings from North Sunderland, Marsden, and Hawthorn (G. S. B.) N.D.

PSEUDANTHESSIUS THORELLI (Brady and Robertson).

1875. *Lichomolgus Thorellii*, B. and R., Brit. Assoc. Report, p. 197.

1880. *Lichomolgus Thorellii*, Brady (3), vol. iii., p. 47, pl. lxxxviii., figs. 1-9.

Off Marsden in 25 fathoms, and off Northumberland coast (G. S. B.) N.D.

HERMANNELLA ARENICOLA (G. S. Brady).

1872. *Boeckia arenicola*, Brady, Nat. Hist. Trans. Northumberland and Durham, vol. iv., p. 430.

CRUSTACEA OF NORTHUMBERLAND AND DURHAM

1880. *Lichomolgus arenicolus*, Brady (3), vol. iii., p. 46,  
pl. lxxxvii., figs. 1-7.  
Dredged off Seaton Carew in four fathoms (G. S. B.) D.

SECTION IV.—NOTODELPHYOIDA

FAM. 1.—NOTODELPHYIDÆ

The Entomostraca belonging to this family are normally parasitic or symbiotic in the interior of Ascidians, though sometimes found as free-swimmers.

NOTODELPHYS CÆRULEA Thorell.

1859. *Notodelphys cærulea*, Thorell, Bidrag till Kännedommen om Krustaceer som lefvai Arter af Slægter Ascidia, p. 37, pl. iii. and iv., fig. 1.  
1878. *Notodelphys cærulea*, Brady (3), vol. i., p. 130, pl. xxvii., figs. 10-13.  
In the branchial sac of *Ascidia parallelogramma* off Hawthorn (G. S. B.) D.

NOTODELPHYS AGILIS Thorell.

1859. *Notodelphys agilis*, Thorell, *loc. cit.*, p. 40, pls. iv., v., fig. 6.  
1878. *Notodelphys agilis*, Brady (3), vol. i., p. 130, pl. xxvi., figs. 1-10.  
In Ascidians taken off the coast of Durham in 20 to 30 fathoms (G. S. B.) D.

ASCIDICOLA ROSEA Thorell.

1859. *Ascidicola rosea*, Thorell, *loc. cit.*, p. 39, pls. ix., x., fig. 13.  
1878. *Ascidicola rosea*, Brady (3), vol. i., p. 145, pl. xxx., figs. 1-10.  
In Ascidians taken off Northumberland and Durham (G. S. B.) N.D.

DOROPYGUS PULEX Thorell.

1859. *Doropygus pulex*, Thorell, *loc. cit.*, p. 46, pl. vi., fig. 8.

CRUSTACEA OF NORTHUMBERLAND AND DURHAM

1878. *Doropygus pulex*, Brady (3), vol. i., p. 133, pl. xxviii.,  
figs. 1-12.

In Ascidians from the coasts of Northumberland and  
Durham (G. S. B.) N.D.

DOROPYGUS PORCICAUDA G. S. Brady.

1878. *Doropygus porcicauda*, Brady (3), vol. i., p. 138,  
pl. xxvii., figs. 1-9, pl. xxxiii., figs. 14-16.

From Ascidians dredged in 27 fathoms off Hawthorn, and  
in 21 fathoms off Souter Point (G. S. B.) D.

SECTION V.—MONSTRILLOIDA

FAM. 1.—MONSTRILLIDÆ

MONSTRILLA GRANDIS? Giesbrecht.

1892. *Monstrilla grandis*, Giesbrecht, Pelagische Cope-  
poden des Golfes von Neapel, pp. 586, 588.

1901. *Monstrilla grandis*, Brady, On Copepoda and other  
Crustacea taken in Ireland and on the North-East  
Coast of England. Nat. Hist. Trans. Northumberland  
and Durham, vol. xiv., p. 64, pl. iv., figs. 1-3.

One specimen taken in the bottom-net at Cullercoats in  
July, 1900 (G. S. B.). A single specimen (species doubtful)  
taken at Seaton Carew, May, 1866. N.D.

SECTION VI.—CALIGOIDA

FAM. 1.—ERGASILIDÆ

BOMOLOCHUS SOLEÆ Claus.

1863. *Bomolochus soleæ*, Claus, Zeitsch. f. wiss. Zool.,  
vol. xiv., p. 383, pl. xxxv., figs. 16-20.

1893. *Bomolochus soleæ*, T. Scott, Eleventh Annual Report  
Fishery Board for Scotland, p. 212, pl. v., figs. 1-10.

1906. *Bomolochus soleæ*, A. Brian, Copepoda parassiti dei  
Pesci d'Italia, p. 31.

1909. *Bomolochus soleæ*, Bainbridge (May E.), Notes on  
some Parasitic Copepoda. Trans. Linn. Soc., ser. 2,  
vol. xi., p. 45.

From nostrils of cod, found by Miss Lebour on fish brought  
into North Shields. Miss Lebour placed this, and other

CRUSTACEA OF NORTHUMBERLAND AND DURHAM

species which follow, in Miss May E. Bainbridge's hands for identification and description. N.

FAM. 2.—CALIGIDÆ

- CALIGUS RAPAX M. Edwards.  
A common parasite on various fishes. N.D.
- CALIGUS CURIUS O. F. Müller.  
Parasitic on cod and its allies; very common. N.D.
- LEPEOPHTHEIRUS SALMONIS (Kröyer).  
Specimens in the British Museum, "Berwick, parasitic on salmon, Dr. Baird." It is *L. Stromii* of Baird. N.
- LEPEOPHTHEIRUS HIPPOGLOSSI (Kröyer).  
On the holiubut, Berwick Bay (Dr. Johnston); Seaham Harbour (G. H.). N.D.
- TREBIUS CAUDATUS Kröyer.  
Common on skate. N.D.
- ECHTHROGALEUS COLEOPTRATUS (Guérin).  
1850. *Dinemoura alata*, Baird (1), p. 285, pl. xxxii., figs. 6, 7.  
On a Beaumaris shark, Berwick Bay (Dr. Johnston). N.
- DINEMOURA PRODUCTA (O. F. Müller).  
1850. *Dinemoura lamnae*, Baird (1), p. 286, pl. xxxiii., fig. 8.  
"Taken from a Beaumaris shark (*Lamna monensis*) in Berwick Bay, September, 1844" (Dr. Johnston). N.
- CECROPS LATREILLII Leach.  
On a sunfish off the Tyne (John Hancock); on sunfish, St Mary's Isle (G. S. B.) N.D.

SECTION VII.—LERNÆOIDA

FAM. 1.—SPLANCHNOTROPHIDÆ

- SPLANCHNOTROPHUS BREVIPES A. Hancock and Norman.  
1863. *Splanchnotrophus brevipes*, A. Hancock and Norman,  
"On Splanchnotrophus, an undescribed genus of Crustacea parasitic in Nudibranchiate Mollusca."  
Trans. Linn. Soc., vol. xxiv., p. 55, pl. xvi., figs. 1-6.

Two specimens of this species were found by A. Hancock on as many examples of *Eolis rufibranchialis* from Whitley (see Alder and Hancock, Nudibranchiate Mollusca, p. 26), and others from *Doto coronata* from rock pools at Cullercoats by H. T. Mennell and A. Hancock.

Dr. Thomas Scott has described a parasite of *Lomanotus genei* under the name *Lomanoticola insolens*, which is very closely allied to, if not the same as the foregoing (Ann. and Mag. Nat. Hist., ser. 6, vol. xvi., 1895, p. 360, pl. xvii., figs. 1, 2). N.

FAM. 2.—CHONDRACANTHIDÆ

CHONDRACANTHUS LOPHII Johnston.

On the angler at Cambois (G. S. B.) N.

CHONDRACANTHUS ANNULATUS Olsson.

1860. *Chondracanthus annulatus*, Olsson, Prod. faunæ Copep. parasit. Scandinaviæ. Lund. Univ. Arsskift, p. 30, pl. ii., figs. 13-15.

1886. *Chondracanthus leviraie*, Valle (A.), Crost. parassit. dei Pesci del Mare Adriatico. Boll. Soc. Adriat. Sc. Nat., vol. vi., p. 73.

1900. *Chondracanthus annulatus*, T. Scott, Eighteenth Report Fishery Board for Scotland, p. 164, pl. vii., figs. 46-51.

1909. *Chondracanthus inflatus*, Bainbridge (May E.), Notes on some Parasitic Copepoda. Trans. Linn. Soc., ser. 2, vol. xi., p. 47, pl. ix., figs. 9-15.

A single immature specimen found on the gills of *Raia radiata*, North Shields (Miss Lebour).

We cannot doubt that Miss Bainbridge's species is *C. annulatus* of Olsson. We (A. M. N.) have cotypes of that species in our collection, and also cotypes of *Chondracanthus pallidus* received from Prof. E. Van Beneden, which seems to be the same species; but at this moment we fail to call to mind where the description of that author is to be found. N.

FAM. 3.—LERNÆOPODIDÆ

LERNÆOPODA SALMONEA (Linné).

1850. *Lernæopoda salmonea*, Baird (1), p. 335, pl. xxxv.,  
fig. 6.

1872. *Lernæopoda salmonea*, A. Fric, Die Krustenthiere  
öhmens, p. 214, and woodcut.

1900. *Lernæopoda salmonea*, T. Scott, Eighteenth Report  
Fishery Board for Scotland, p. 173, pl. viii., fig. 26.

From the gills of a salmon taken in the Coquet, 1908  
(E. L. Gill). N.

LERNÆOPODA CLUTHÆ T. Scott.

1900. *Lernæopoda cluthæ*, T. Scott, Eighteenth Report  
Fishery Board for Scotland, p. 173, pl. viii., figs. 27-37.

1909. *Lernæopoda cluthæ*, Bainbridge, *loc. cit.*, p. 49, pl. x.,  
figs. 24-27.

About twelve females were taken from the gills of *Raia*  
*radiata* from North Shields by Miss Lebour.

BRACHELLEA PASTINACA P. J. Van Beneden.

1909. *Brachiella pastinaca*, Bainbridge, *loc. cit.*, p. 50,  
pl. viii., figs. 6, 7, pl. ix., fig. 8.

A single specimen of what Miss Bainbridge takes to be this  
species was found by Miss Lebour in the spiracle of the piked  
dogfish (*Acanthias vulgaris*). The species was added to the  
British fauna by Mr. T. Scott in 1904. N.

?BRACHELLEA PARKERI G. M. Thompson.

?1889. *Brachiella Parkeri*, G. M. Thompson, Trans. New  
Zealand Instit., vol. xxii., p. 374, pl. xxviii., fig. 8 a, b.

1909. *Brachiella Parkeri*, Bainbridge, *loc. cit.*, p. 52, pl. ix.,  
figs. 16, 17, pl. x., figs. 18-23.

"One specimen of what I take to be this species, or one  
closely allied to it, was obtained by Miss Lebour from  
the gills of the long-nosed skate (*Raia oxyrhynchus*)"  
(Bainbridge). N.

ANCHORELLA UNCINATA (O. F. Müller).

Common on the gills of cod and haddock. N.D.

CRUSTACEA OF NORTHUMBERLAND AND DURHAM

ANCHORELLA RUGOSA Kröyer.

1900. *Anchorella rugosa*, T. Scott, Eighteenth Annual Report Fishery Board for Scotland, p. 176, pl. viii., figs. 45-48.

1909. *Anchorella rugosa*, Bainbridge, *loc. cit.*, p. 55, pl. x., figs. 28-32, pl. xi., figs. 33-37.

Fairly common on the gills of the catfish (*Anarrhichus lupus*), North Shields (Miss Lebour). N.

FAM. 4.—LERNÆIDÆ

LERNÆA BRANCHIALIS Linné.

Common on cod.

ORDER X.—CIRRIPIEDIA

SECTION I.—THORACICA

DIVISION I.—OPERCULATA

FAM. 1.—BALANIDÆ

BALANUS TINTINNABULUM (Linné).

Ship's bottom, Shields (J. Alder). D.

BALANUS PORCATUS Da Costa.

Common and often very fine off the coast on "*Fusi*," *Modioli*, *Balanus Hameri*, etc. A specimen in Mr. Alder's collection measured  $1\frac{1}{3}$ -in. high and  $1\frac{3}{4}$ -in. wide. N.D.

BALANUS CRENATUS Bruguière.

Attached to shells, *Modioli*, etc., in deep water. N.D.

BALANUS BALANOIDES (Linné).

Common on rocks between tidemarks. N.D.

BALANUS HAMERI (Ascanius).

In deep water attached to shells, sticks, etc. More especially on "*Fusi*" and *Modioli*. Magnificent groups sometimes occur; and in such a group in Mr. Hancock's collection one *Balanus* measured  $3\frac{1}{2}$  inches high and  $1\frac{1}{8}$  inches broad. N.D.

FAM. 2.—VERRUCIDÆ

VERRUCA STRÆMIA (O. Müller).

On *Balanus Hameri* and *porcatus*, and on shells. N.D.

CRUSTACEA OF NORTHUMBERLAND AND DURHAM

DIVISION 2.—PEDUNCULATA

FAM. 3.—LEPADIDÆ

LEPAS ANATIFERA Linné.

On ships' bottoms, etc. A specimen in Mr. A. Hancock's collection measured  $10\frac{1}{2}$  inches long, with the capitulum  $1\frac{1}{4}$  inches long, and rather more than  $\frac{3}{4}$ -inch broad. N.D.

LEPAS ANSIFERINA Linné.

On ships' bottoms; a large number of specimens were in Mr. Hancock's collection. N.D.

LEPAS FASCICULARIS Ellis and Solander.

In 1857 large numbers of this species were cast up on the shore at Marsden and all along the Whitley sands (*vide* J. Alder and A. Hancock). In the Newcastle Museum are examples from Tynemouth, August, 1878 (Dr. W. B. Clarke); and a cluster attached to a floating bottle from the Northumberland coast, 1894. N.D.

CONCHODERMA AURITA (Linné).

From ship's bottom (A. Hancock). N.D.

CONCHODERMA VIRGATA (Spengler).

From ship's bottom (A. Hancock). N.D.

SCALPELLUM VULGARE Leach.

Common in deeper water attached to branching Polyzoa and Hydroids. N.D.

SECTION II.—CRYPTOSOMATA

TRYPETESA LAMPAS (A. Hancock).

1849. *Alcippe lampas*, A. Hancock, Note on the occurrence on the British coast of a Burrowing Barnacle belonging to a new order of the Class Cirripedia. Ann. and Mag. Nat. Hist., ser. 2, vol. iv., p. 305, pls. viii., ix.

1854. *Alcippe lampas*, C. Darwin, Mon. Cirripedia, Balanidæ, pp. 530 and 630, pl. xxii.

1903. *Trypetesa lampas*, Norman, New generic names for some Entomostraca and Cirripedia. Ann. and Mag. Nat. Hist., ser. 7, vol. xi., p. 369.



CRUSTACEA OF NORTHUMBERLAND AND DURHAM

The name *Alcippe* having previously, in 1847, been employed by Blyth for a genus of birds, it has been necessary to change it for the Cirriped.

Burrowing in shells of *Buccinum* and of "*Fusi*," in deep water off the coasts (A. Hancock and A. M. N.) N.D.

SECTION III.—RHIZOCEPHALA Fr. Müller.

PELTOGASTER PAGURI H. Rathke.

1843. *Peltogaster paguri*, H. Rathke, Beiträge zur Fauna Norwegens, p. 245, pl. xii., fig. 17.

1859. *Peltogaster paguri*, Lilljeborg, Les Genres Liriope et Peltogaster (Extr. Nov. Act. Reg. Soc. Sci., Upsala, ser. 3, vol. iii.), p. 25, pl. i., figs. 1, 2, pl. ii., figs. 30-55.

1860. *Peltogaster paguri*, Lilljeborg, Supplément au Mémoire sur les genres Liriope et Peltogaster (Extr. Nov. Acta. Reg. Soc. Sci., Upsala, ser. 3, vol. iii.), p. 11, pl. vii., figs. 19, 20, 22-27.

Parasitic on the abdomen of *Pagurus bernhardus* off Sunderland, 1863 (A. M. N.) D.

PELTOGASTER SULCATUS Lilljeborg.

1860. *Peltogaster sulcatus*, Lilljeborg, Supplément au Mémoire sur les genres Liriope et Peltogaster (Extr. des Nov. Act. Reg. Soc. Sci., Upsala, ser. 3, vol. iii.), p. 16, pl. vii., figs. 21-28, pl. viii., figs. 29-38, pl. ix., figs. 39, 40.

Gregariously parasitic on the abdomen of *Anapagurus levis* off Sunderland, 1863 (A. M. N.) D.

CLISTOSACCUS PAGURI Lilljeborg.

1860. *Clistosaccus paguri*, Lilljeborg, l.c., p. 9, pl. vi., fig. 15, pl. vii., figs. 16-18.

On *Anapagurus levis* off Seaham, 1863 (A. M. N.) D.

SACCOLINA CARCINI I. V. Thompson.

Occasionally found on *Carcinus mænas*, and dredged off Berwick in 1863 on abdomen of *Portunus holsatus* (A. M. N.) N.D.

DESCRIPTION OF PLATES

PLATE VIII.

- Fig. 1. *Diastylis Bradii*, Norman, female from above.  
2.       "               "               "               from the side.

PLATE IX.

- Fig. 1. *Diastylis Bradii*, Norman, male.  
2.       "               "               "               female, third maxilliped.  
3.       "               "               "               "               first peræopod.  
4.       "               "               "               "               second peræopod.  
5.       "               "               "               "               last peræopod.  
6.       "               "               "               "               telson and uropods.

The serration of the lateral line in the figure of the male is too strongly indicated. Differing from that of allied species, it is so minute that it is with difficulty discernible under the microscope.

PLATE IX. (A).

*Microcancerilla cæruleocruciata*, nov. gen. et sp.

- Fig. 1. Female  $\times 186$ .  
2. Urosome and last thoracic segment  $\times 300$ .  
3. Antennule  $\times 300$ .  
4. Mandible  $\times 500$ .  
5. Maxilla  $\times 500$ .  
6. Anterior maxilliped  $\times 300$ .  
7. Posterior maxilliped  $\times 300$ .  
8. One of the swimming feet  $\times 300$ .

## CORRIGENDA

The list of Crustacea of the two counties given on p. 7 has been influenced by additions or otherwise during the publication of the catalogue. The following is a summary of species as now known :—

Brachyura .....	22	Phyllocarida.....	1
Anomura .....	15	Cladocera .....	49
Macrura.....	22	Ostracoda .....	121
Schizopoda.....	14	Copepoda .....	169
Sympoda .....	26	Cirripedia.....	17
Isopoda .....	57		
Amphipoda .....	131		644

Page 112 to 115.—Date of publication of parts of Sars's work quoted should be 1902 (not 1901).

Page 116.—Date of part of Sars's work quoted should be 1903 (not 1901).

## INDEX TO GENERA

Names printed *in italics* refer to synonyms.

	PAGE		PAGE
Acantholeberis .....	82	Amathilla .....	67
<i>Acantholeberis</i> .....	31	Ameira .....	138
<i>Acanthonotus</i> .....	63	<i>Ameira</i> .....	137, 139
Acartia .....	116	Ameiropsis .....	137
Acidostoma .....	54	Amenophia .....	130
Acontiophorus .....	150	Ampelisca .....	57
Acroperus .....	82	Amphiascus .....	131
<i>Acroperus</i> .....	88	Amphilochoides .....	58
<i>Æga</i> .....	38	Amphilochus .....	58
<i>Alauma</i> .....	29	<i>Amphilochus</i> .....	58
<i>Alcippe</i> .....	159	Amphithoe .....	72
<i>Allorchestes</i> .....	53	<i>Amphithoe</i> .....	65
Alona .....	83	<i>Anymone</i> .....	124
Alonella .....	87	Anapagurus .....	14
Alonopsis .....	83	<i>Anceus</i> .....	38
Alteutha .....	122	Anchorella .....	157
<i>Alteutha</i> ..	123	Anomalocera .....	116

CRUSTACEA OF NORTHUMBERLAND AND DURHAM

	PAGE		PAGE
<i>Anonyx</i> .....	54, 55, 56	<i>Callisoma</i> .....	54
<i>Aora</i> .....	70	<i>Calocaris</i> .....	17
<i>Apherusa</i> .....	64	<i>Camptocercus</i> .....	82
<i>Apseudes</i> .....	37	<i>Campylaspis</i> .....	35
<i>Arcturella</i> .....	41	<i>Cancer</i> .....	13
<i>Arcturus</i> .....	40, 41	<i>Cancer</i> .....	26, 74
<i>Argilloecia</i> .....	101	<i>Candona</i> .....	97
<i>Argissa</i> .....	64	<i>Candona</i> .....	96, 100
<i>Armadillidium</i> .....	49	<i>Candonopsis</i> .....	100
<i>Arpacticus</i> .....	121, 130	<i>Canthocamptus</i> .....	135
<i>Artotrogus</i> .....	149, 150	<i>Canthocamptus</i> .....	126, 135, 136
<i>Ascidicola</i> .....	153	<i>Caprella</i> .....	75
<i>Asellus</i> .....	41	<i>Caprella</i> .....	76
<i>Asellopsis</i> .....	140	<i>Carcinus</i> .....	12
<i>Aspidiscus</i> .....	125	<i>Cecrops</i> .....	155
<i>Astacilla</i> .....	40	<i>Centropages</i> .....	112
<i>Astacus</i> .....	17	<i>Cerapus</i> .....	74
<i>Asterocheres</i> .....	148	<i>Ceriodaphnia</i> .....	79
<i>Asterope</i> .....	110	<i>Cetochilus</i> .....	111
<i>Ateleyclus</i> .....	11	<i>Chimæropsis</i> .....	64
<i>Athanas</i> .....	19	<i>Cheirocratus</i> .....	69
<i>Attheyella</i> .....	135	<i>Cheirocratus</i> .....	69
<i>Atylus</i> .....	66	<i>Chondracanthus</i> .....	156
<i>Balanus</i> .....	158	<i>Chydorus</i> .....	90
<i>Bathyporeia</i> .....	56	<i>Cleta</i> .....	139, 140
<i>Bodotria</i> .....	25	<i>Cletodes</i> .....	140
<i>Boeckia</i> .....	152	<i>Clistosaccus</i> .....	160
<i>Bomolochus</i> .....	154	<i>Conchoderma</i> .....	159
<i>Bosmina</i> .....	80	<i>Corophium</i> .....	74
<i>Brachiella</i> .....	157	<i>Corystes</i> .....	11
<i>Bradya</i> .....	120	<i>Crangon</i> .....	18
<i>Bradya</i> .....	120	<i>Cressa</i> .....	61
<i>Bradypontius</i> .....	150	<i>Cribropontius</i> .....	150
<i>Bruzeliella</i> .....	73	<i>Crossurus</i> .....	36
<i>Byblis</i> .....	58	<i>Cuma</i> .....	25, 26, 29, 31-35
<i>Bythocythere</i> .....	107	<i>Cumella</i> .....	34
<i>Calanus</i> .....	111	<i>Cyclocypris</i> .....	93
<i>Calanus</i> .....	112	<i>Cyclopicera</i> .....	148
<i>Caligus</i> .....	155	<i>Cyclopicera</i> .....	148, 149
<i>Calliope</i> .....	63	<i>Cyclopina</i> .....	143
<i>Calliopius</i> .....	65	<i>Cyclops</i> .....	144
<i>Callimera</i> .....	58	<i>Cyclops</i> .....	121, 135, 148

CRUSTACEA OF NORTHUMBERLAND AND DURHAM

	PAGE		PAGE
Cylindropsyllus .....	121	Drepanothrix .....	81
Cylisticus .....	49	<i>Dryope</i> .....	75
Cypria .....	93	Dulichia .....	75
<i>Cypria</i> .....	93	Dyspontius .....	150
<i>Cyprideis</i> .....	104	Ebalia .....	11
Cypridopsis .....	96	Echinocheres .....	149
Cyprinotus .....	94	Echthrogaleus .....	155
Cypris .....	93	Ectinostoma .....	118
<i>Cypris</i> .....	93-96	<i>Eiscladus</i> .....	72
<i>Cyrianassa</i> .....	27, 28, 33	Epimeria .....	63
Cythere .....	101	Erichthonius .....	73
<i>Cythere</i> .....	104, 105, 107, 108	<i>Erpetocypris</i> .....	96
<i>Cythereis</i> .....	102, 103	Eucythere .....	104
Cytherella .....	110	<i>Eudora</i> .....	28
Cytheridea .....	104	Eudorella .....	28
<i>Cytheridea</i> .....	99, 104	Eudorellopsis .....	29
Cytherideis .....	108	Eupelte .....	123
Cytherois .....	108	Eurycercus .....	82
Cytheropteron .....	107	Eurycope .....	42
Cytherura .....	106	Eurydice .....	40
Dactylopsis .....	35	Eurynome .....	14
<i>Dactylopsis</i> .....	128-131	<i>Eurystheus</i> .....	71
Dactylopusia .....	128	Euryte .....	144
Dactylura .....	78	Eurytemora .....	114
Dactylopodella .....	130	Eusirus .....	64
<i>Danaia</i> .....	61	Euthemisto .....	52
Danielssenia .....	138	Evadne .....	92
Daphnia .....	78	<i>Evadne</i> .....	92
<i>Daphnella</i> .....	77	Galathea .....	15
Delavalia .....	132	Gammaropsis .....	71
<i>Delavalia</i> .....	134	Gammarus .....	67
Dermatomyzon .....	148	<i>Gammarus</i> .....	68, 69
Dexamine .....	65	Gastrosaccus .....	24
Diaphanosoma .....	77	<i>Gebia</i> .....	17
Diaptomus .....	113	Gitana .....	59
<i>Dias</i> .....	116	Gitanopsis .....	59
Diastylis .....	29	<i>Glaucanome</i> .....	74
<i>Diastylis</i> .....	33	Gnathia .....	38
Diastylodes .....	33	<i>Graia</i> .....	67
Dinemoura .....	155	Graptoleberis .....	87
Diosaccus .....	131	Guernea .....	66
Doropygus .....	153	<i>Halia</i> .....	26

CRUSTACEA OF NORTHUMBERLAND AND DURHAM

	PAGE		PAGE
Halicyclops .....	148	Jassa .....	73
Halimедon .....	62	<i>Jonesiella</i> .....	138
Haploops .....	58	Krithe .....	104
Haplophthalmus .....	45	<i>Kröyera</i> .....	62
Harpacticus .....	121	Laophonte .....	139
<i>Harpacticus</i> .....	122	<i>Laophonte</i> .....	140
Harpinia .....	57	Laophontopsis .....	140
<i>Harpohynchus</i> .....	85	Lembos.....	70
Haustorius .....	56	Lepas .....	159
<i>Heiscladus</i> .....	51	Lepeophtheirus .....	155
<i>Helleria</i> .....	66	Lepidepcreum .....	55
Hemilamprops.....	27	Leptognathia .....	37
Hemimysis .....	24	<i>Leptognathia</i> .....	37
Hermannella .....	152	Leptomysis .....	24
Herpetocypris .....	96	<i>Leptorhynchus</i> .....	85
<i>Herpetocypris</i> .....	96	Leptostylis .....	33
Hippolyte.....	19	Lernæa .....	158
<i>Hippolyte</i> .....	19, 20	Lernæopoda .....	157
Hippomedon .....	54	<i>Lestrigonus</i> .....	51, 52
Homarus .....	18	Leucon .....	27
Hyale .....	53	<i>Leucon</i> .....	28, 29, 33, 35
Hyas .....	14	<i>Leuconopsis</i> .....	27
Hyperia .....	51	<i>Leucothoe</i> .....	59
<i>Hyperia</i> .....	52	Leydigia .....	85
Hyperoche .....	52	Lichomolgus .....	152
<i>Ichthyophorba</i> .....	112, 113	<i>Lichomolgus</i> .....	152, 153
Idotea .....	39	Ligia .....	43
<i>Idothea</i> .....	39, 40	<i>Lilljeborgia</i> .....	69, 141
<i>Idya</i> .....	126	Limnocythere .....	103
Ilyocryptus .....	81	Limnoria .....	40
Ilyocypris.....	95	Lithodes .....	14
Ilyodromus .....	96	Longipedia .....	118
Ilyopsyllus .....	142	<i>Lophophorus</i> .....	117
Inachus .....	13	Loxoconcha .....	104
Iphimedia.....	63	<i>Lynceus</i> .....	82-91
Iphinoë .....	26	Lysianassa .....	53
<i>Ireneus</i> .....	116	<i>Lysianax</i> .....	54
Ischyrocerus.....	72	Machærina .....	109
Isias .....	113	<i>Macrocheiron</i> .....	152
Jæra .....	41	Macromysis .....	24
<i>Janassa</i> .....	73	Macropodia .....	13
Janira .....	41	Macrothrix .....	81

CRUSTACEA OF NORTHUMBERLAND AND DURHAM

	PAGE		PAGE
Mæra .....	69	Nototropis .....	65
Megaluropus .....	69	Odius .....	63
<i>Megamæra</i> .....	68, 69	<i>Ædiceros</i> .....	62
Megamphopus .....	71	Oithona .....	143
Melita .....	68	Oncaea .....	151
<i>Melphidippa</i> .....	66	Oniscus .....	46
Melphidippella .....	66	Orchestia .....	53
Mesochra .....	136	Orchestoidea .....	53
Metaphoxus .....	57	Orchomene .....	55
Metopa .....	59	Orchemenella .....	55
<i>Metopa</i> .....	60	<i>Otus</i> .....	63
Metopella .....	60	Pagurus .....	14
<i>Metopina</i> .....	60	<i>Pagurus</i> .....	15
Metoponorthus .....	48	Palæmon .....	21
Metridia .....	115	Palæmonetes .....	21
Microcancerilla .....	150	Pandalina .....	20
Microdeutopus.....	70	Pandalus .....	19
<i>Microdeuteropus</i> .....	70	<i>Pandalus</i> .....	20
Microsetella .....	120	<i>Paracalanus</i> .....	115
Microthalestris.....	128	Paradoxostoma .....	108
Misophria.....	117	<i>Paradoxostoma</i> .....	108
Monoculodes .....	61	<i>Parajassa</i> .....	73
<i>Monoculodes</i> .....	61	Paramunna .....	42
<i>Monoculus</i> .....	112, 135	Parapontella.....	116
Monospilus .....	91	Parathalestris .....	126
Monstrilla.....	154	<i>Parathemisto</i> .....	52
<i>Montagna</i> .....	59, 60	<i>Peltidium</i> .....	123
Munida .....	17	Peltogaster .....	160
Munna .....	41	Peracantha .....	89
Mysidopsis .....	24	<i>Peratacantha</i> .....	89
<i>Mysis</i> .....	24	Periambus .....	76
<i>Nænia</i> .....	51, 72	Pericolodes .....	61
Nannopus.....	142	Perimela .....	13
Nebalia.....	76	Petalosarsia .....	34
Nematoscelis .....	23	<i>Petalopus</i> .....	34
Neomysis .....	25	<i>Petalomera</i> .....	34
Neopleustes.....	62	<i>Pherusa</i> .....	62, 65
Nephrops .....	18	Philomedes .....	110
Niphargus .....	68	Philoscia .....	46
Normanella .....	140	<i>Philourgria</i> .....	43
Notodelphys .....	153	Photis .....	71
Notodromas .....	97	<i>Phoxus</i> .....	57

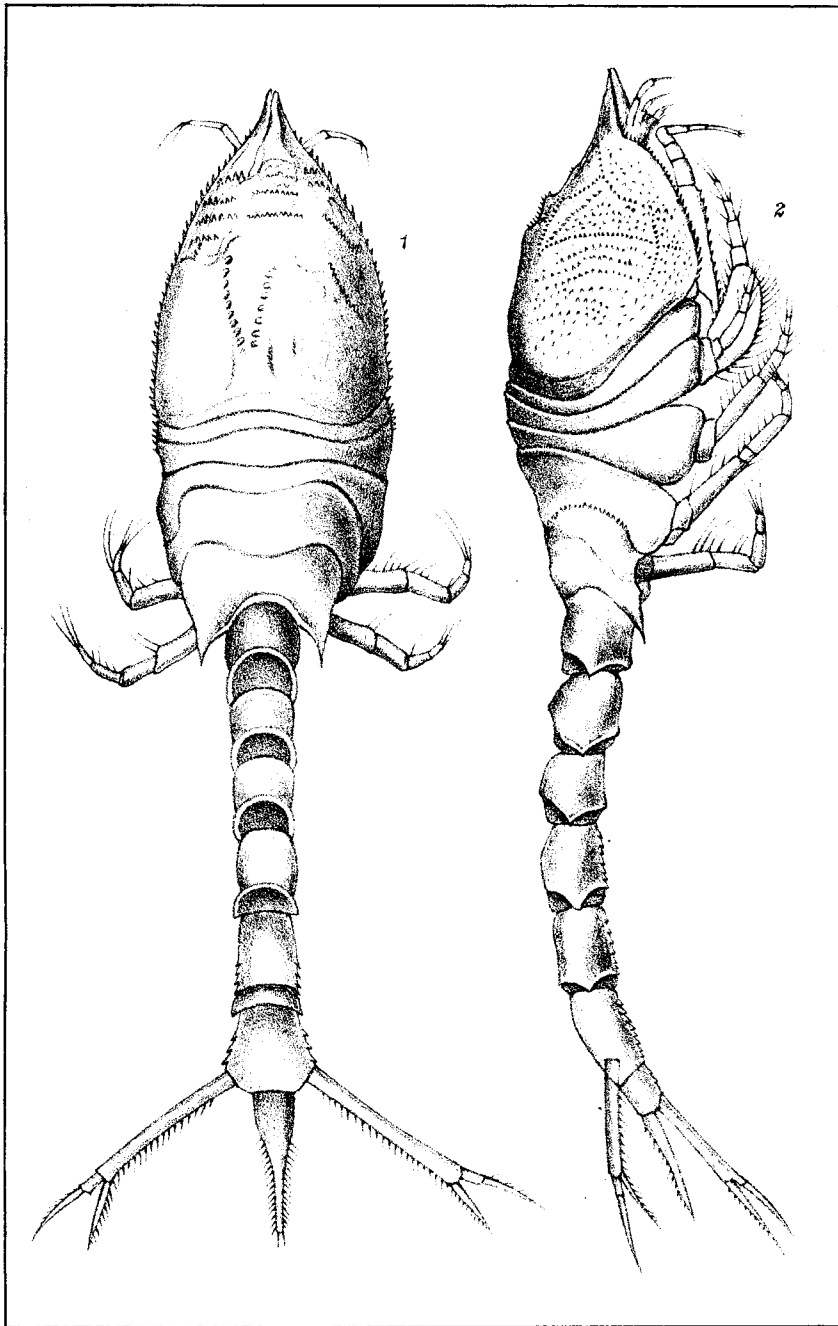
CRUSTACEA OF NORTHUMBERLAND AND DURHAM

	PAGE		PAGE
Phryxus .....	50	Pseudarachna .....	42
<i>Phryxus</i> .....	50	Pseudobradya .....	120
Phtisica.....	75	<i>Pseudione</i> .....	51
Phyllopodopsyllus .....	138	Pseudocalanus .....	112
Phyllothalestris .....	127	Pseudocuma .....	33
Pinnotheres .....	13	Pseudocyclops .....	116
Pionocypris .....	97	Pseudocythere .....	108
Platyarthrus .....	47	Pseudoprotella .....	75
Platychelipus .....	142	Pterinopsyllus .....	117
Pleurocrypta .....	50	Rhynchotalona .....	85
Pleurogonium .....	42	Rhynchothalestris .....	128
Pleuroxus .....	89	<i>Rhypphilus</i> .....	90
<i>Pleuroxus</i> .....	87, 88	Robertsonia .....	124
Podoceropsis .....	72	Sacculina .....	160
<i>Podoceropsis</i> .....	71	Scalpellum .....	159
<i>Podocerus</i> .....	73	Scapholeberis .....	79
Podon .....	91	Schistomysis .....	25
Polycope .....	110	Sclerochilus .....	108
Polyphemus .....	91	Scopelocheirus.....	54
<i>Pontella</i> .....	116	<i>Scutellidium</i> .....	125
Pontocrates .....	61	Sida .....	77
Pontocypris .....	100	<i>Sida</i> .....	77
Pontophilus .....	19	<i>Simoccephalus</i> .....	79
Pontopolites.....	142	Simosa .....	79
Porcellana .....	15	Siphonœcetes .....	74
Porcellidium.....	125	Siriella .....	24
Porcellio .....	47	Sphæroma .....	43
<i>Porcellio</i> .....	48, 49	Spirontocaris .....	19
Portumnus .....	12	Splanchnotrophus .....	155
Portunus .....	12	Sthenometopa .....	60
Potamocypris .....	97	<i>Steiracrangon</i> .....	18
<i>Praniza</i> .....	38	Stenhelia .....	133
<i>Prianassus</i> .....	66	<i>Stenhelia</i> .....	132, 133
Prionocypris.....	96	Stenocopia .....	139
<i>Probolium</i> .....	58	<i>Stenorhynchus</i> .....	13
<i>Protella</i> .....	75	Stenothoe .....	59
Proteocypris.....	97	<i>Sulcator</i> .....	56
<i>Proto</i> .....	75	Sympleustes .....	6
Protomedeia.....	70	Synchelidium .....	
<i>Protomedeia</i> .....	69, 70	<i>Syrrhoe</i> .....	
Psamathe .....	125	Tachidius .....	
Pseudanthessius .....	152	Talitrus.....	



CRUSTACEA OF NORTHUMBERLAND AND DURHAM

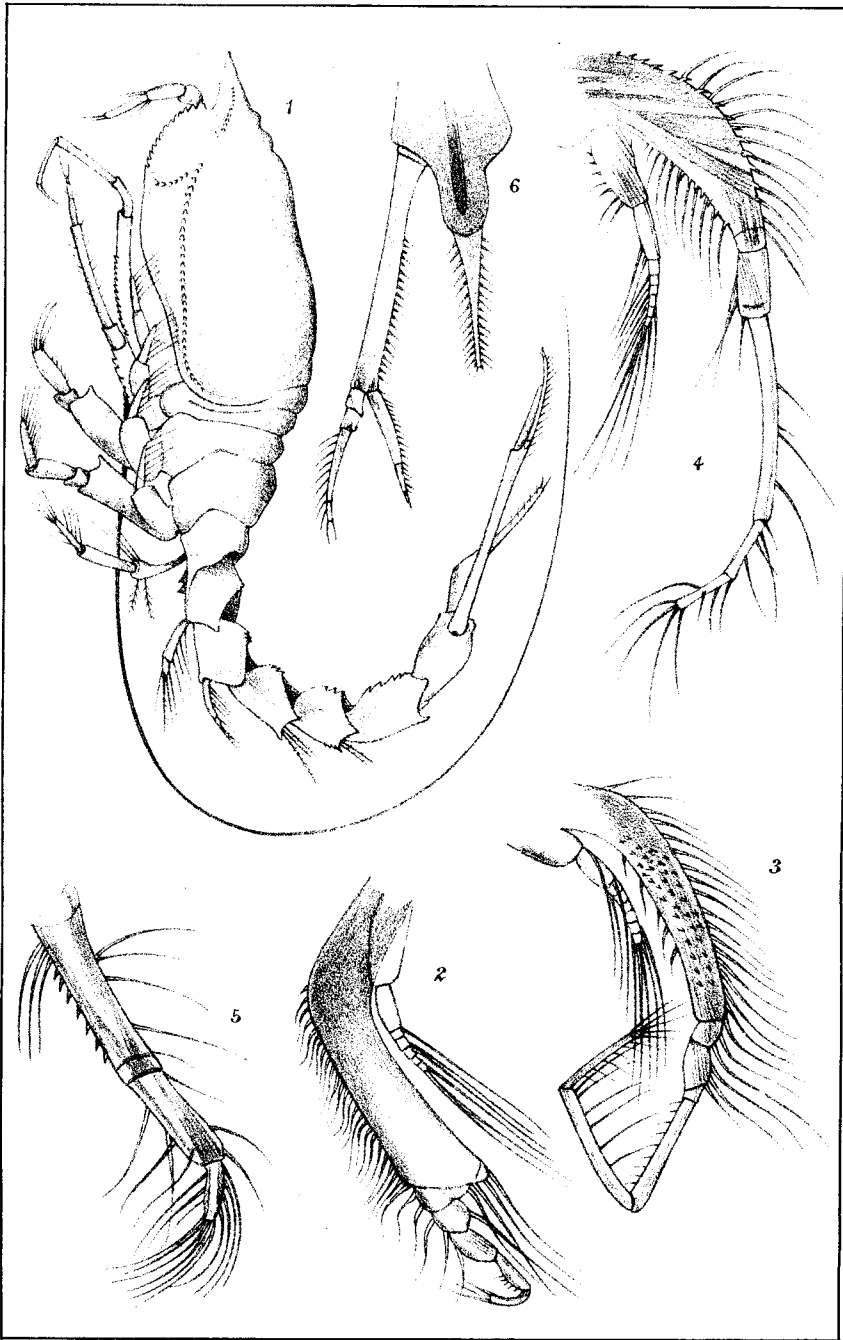
	PAGE		PAGE
Tanais .....	36	<i>Trichoniscus</i> .....	46
Tanaissus .....	37	Trichoniscoides .....	45
Tegastes .....	124	Tritæta .....	66
Temora .....	114	Trypetesa.....	159
<i>Temora</i> .....	114	Tryphosa .....	55
<i>Temorella</i> .....	115	Tryphosites .....	55
<i>Tessarops</i> .....	63	Unciola .....	74
<i>Tetragoniceps</i> .....	138	Upogebia .....	17
Thalestris .....	126	Urothoe .....	57
<i>Thalestris</i> .....	126-128, 130	Vaunthompsonia .....	27
Thomsonula .....	138	<i>Vaunthompsonia</i> .....	27
<i>Thorellia</i> .....	144	<i>Venilia</i> .....	26
<i>Thysanopoda</i> .....	22	Verruca.....	158
Thysanoessa.....	22	<i>Westwoodia</i> .....	62
<i>Thysanoessa</i> .....	23	<i>Xenoclea</i> .....	72
Tigriopus .....	122	Xestoleberis .....	105
Tmetonyx.....	55	<i>Xiphichilus</i> .....	109
Tiron.....	63	Zaus .....	122
Trebius.....	155	Zosime .....	121
Trichoniscus.....	43		



G. S. Brady del.

W. West lith.

DIASTYLIS BRADYI ?



G. S. Brady del.

W. West lith.

DIASTYLIS BRADYI ♂.