
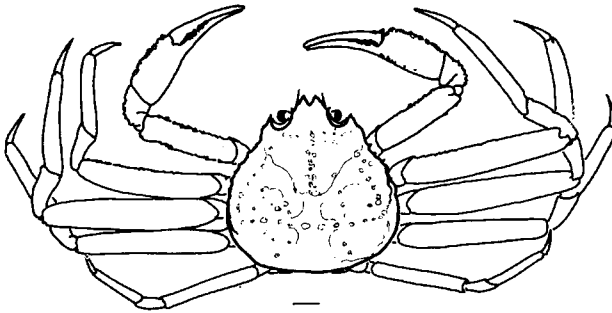


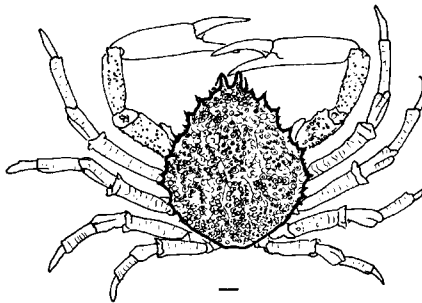
Eurynome aspera



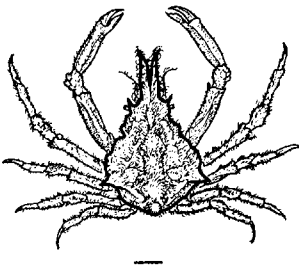
Rochinia carpenteri



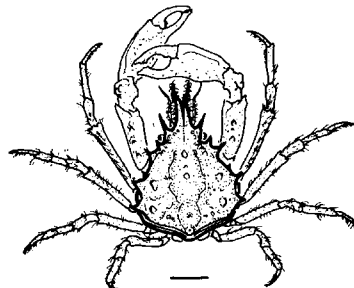
Chionoecetes opilio



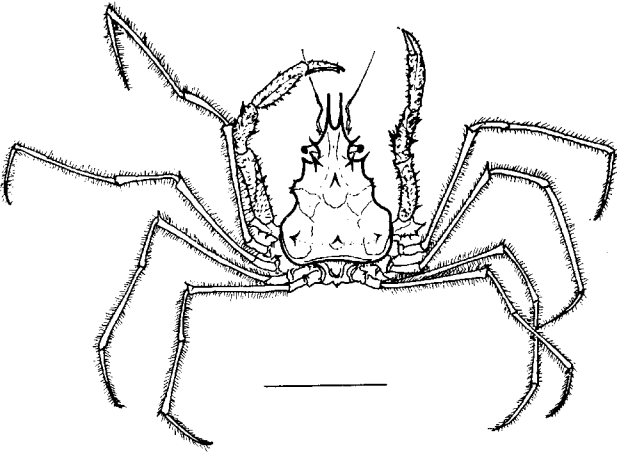
Maja squinado



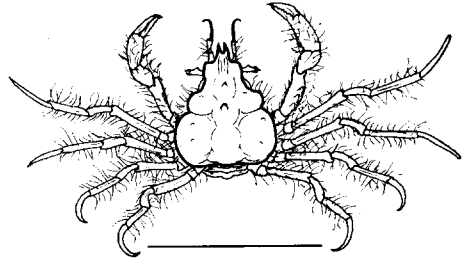
Pisa gibbsi



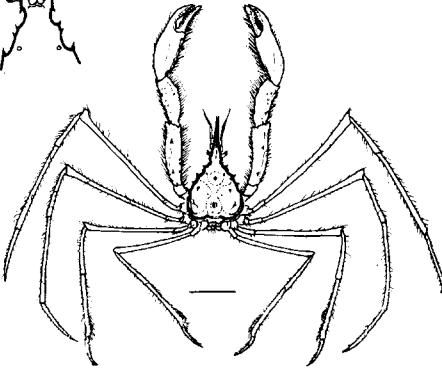
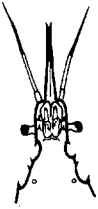
Pisa tetraodon



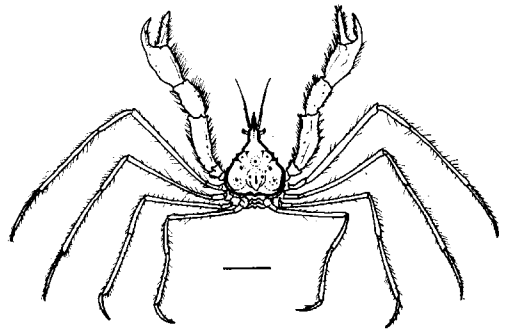
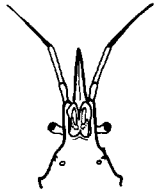
Dorhynchus thompsoni



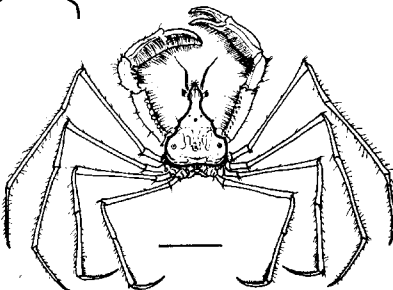
Achaeus cranchi



M. longirostris

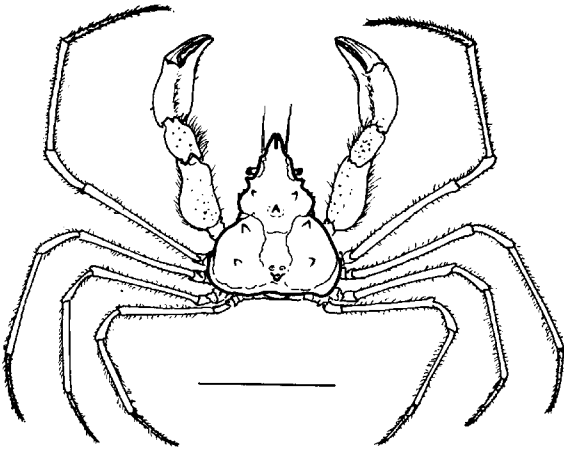


M. egyptia

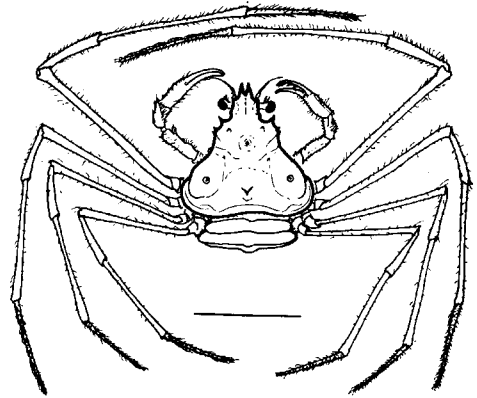


M. rostrata

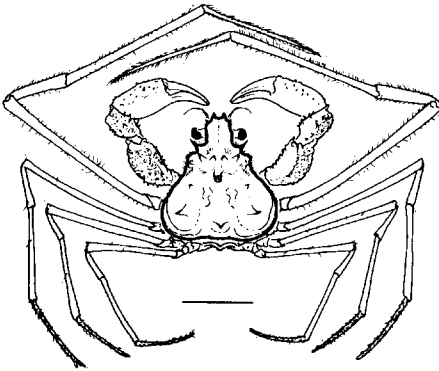
MACROPODIA



I. dorynchus

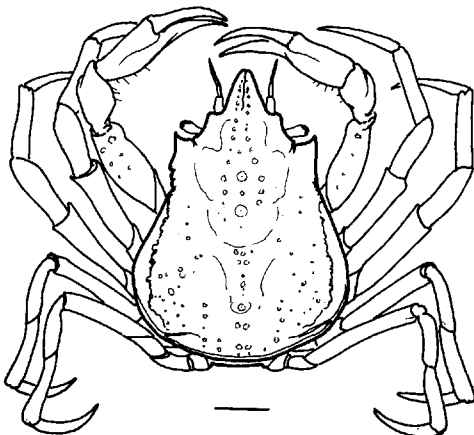


I. leptochirus

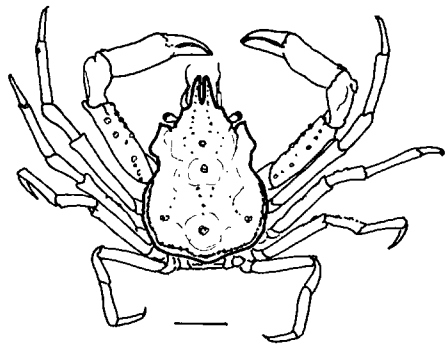


I. dorsettensis

INACHUS

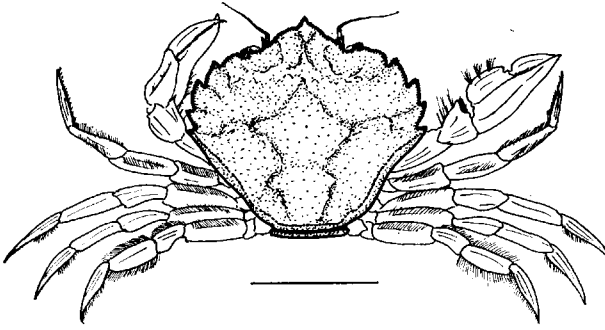


H. araneus



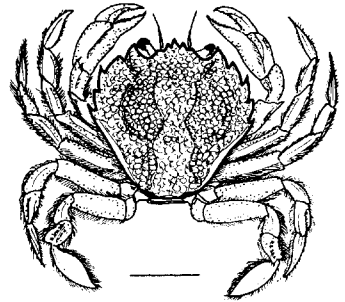
H. coarctatus

HYAS




P. biguttatus

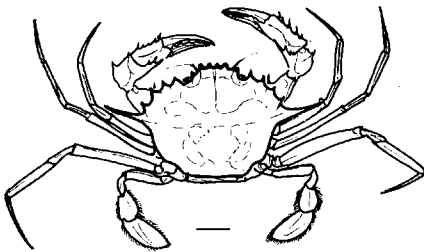
PORTUMNUS



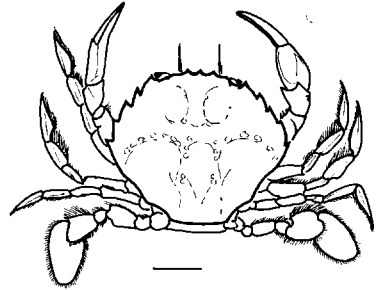
P. latipes



B. longipes

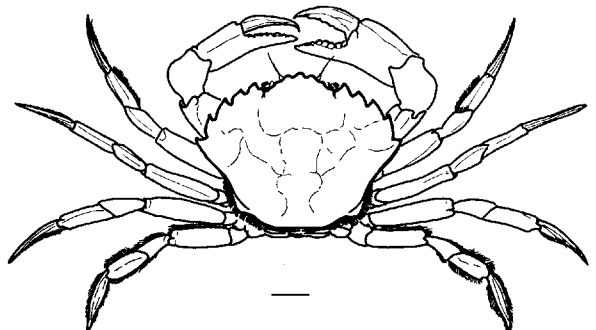


B. superba

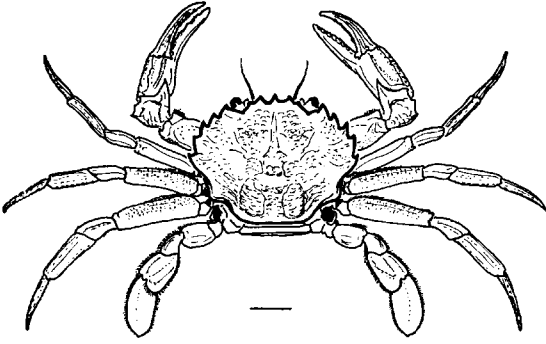


Polybius henslowi

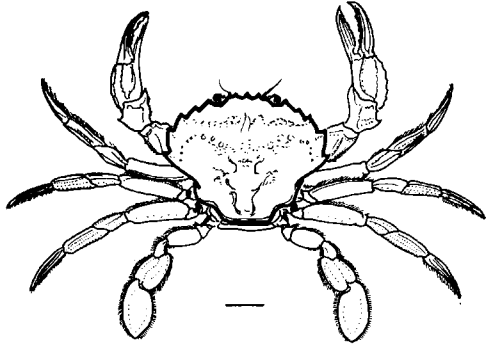
BATHYNECTES



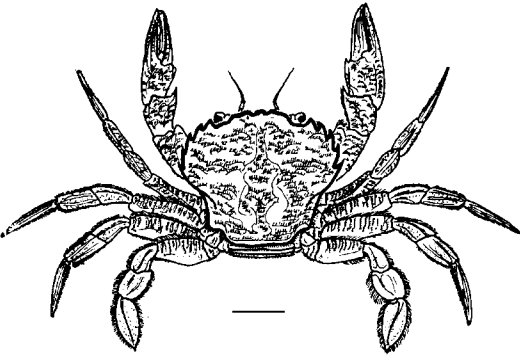
Carcinus maenas



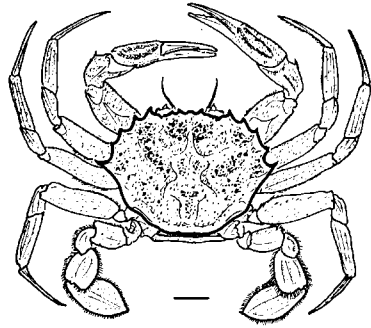
M. depurator



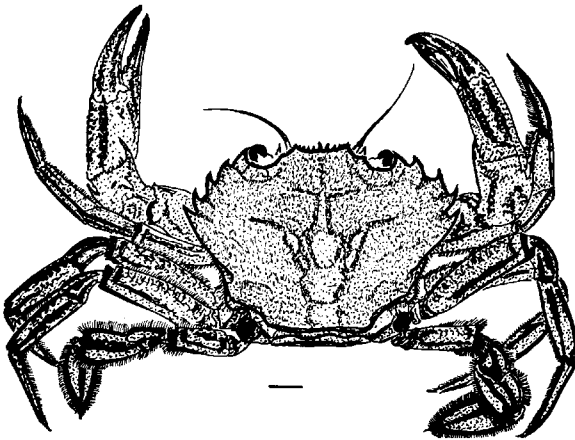
M. holsatus



M. corrugatus

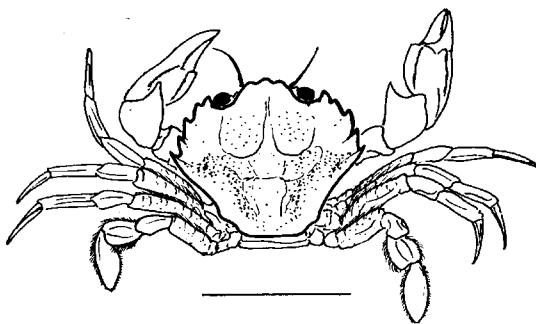


M. tuberculatus

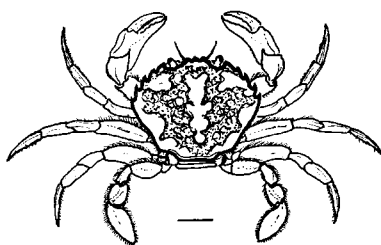


M. puber

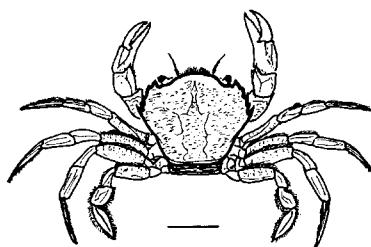
MACROPIPIUS



M. pusillus

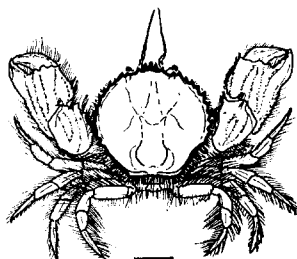


M. marmoreus

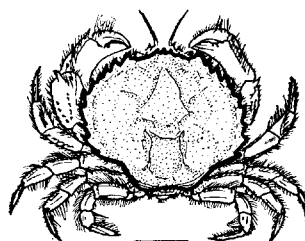
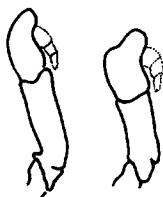


M. arcuatus

MACROPIPUS

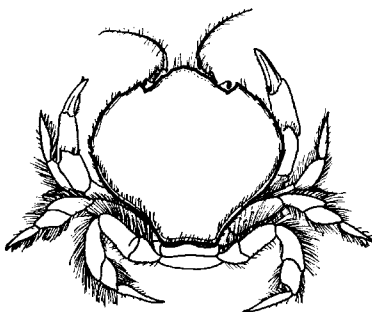


A. rotundatus

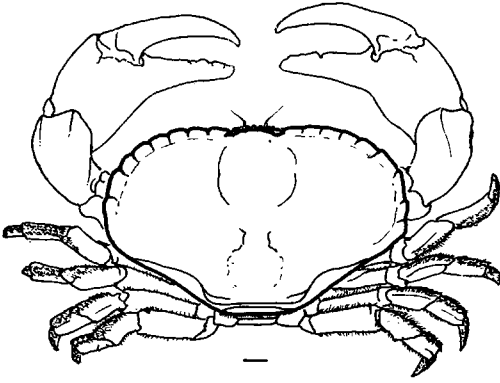


A. undecimdentatus

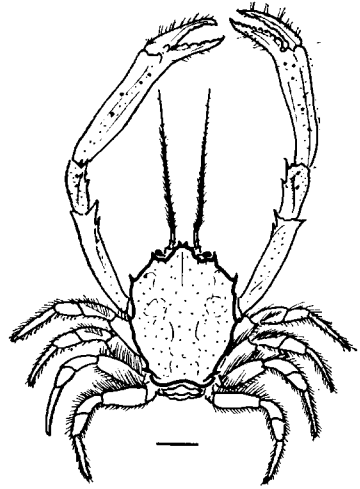
ATELECYCLUS



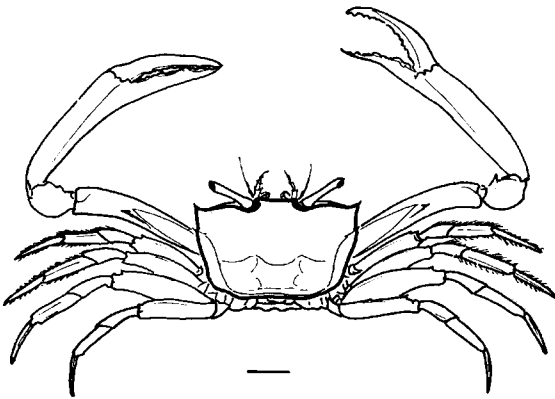
Thia polita



Cancer pagurus



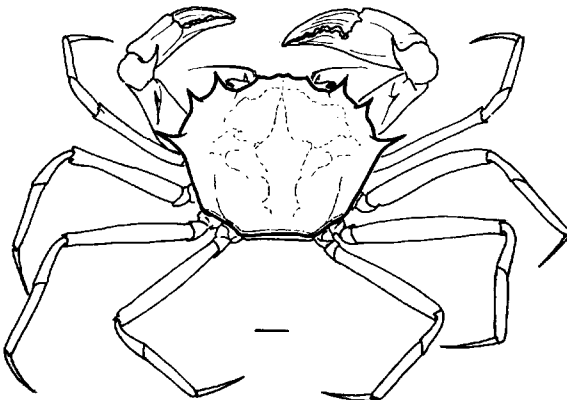
Corystes cassivelaunus




Goneplax rhomboides



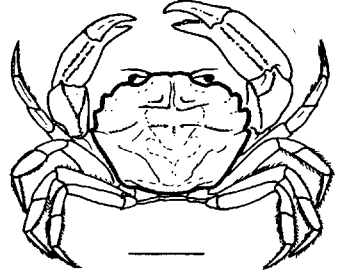
Pirimela denticulata



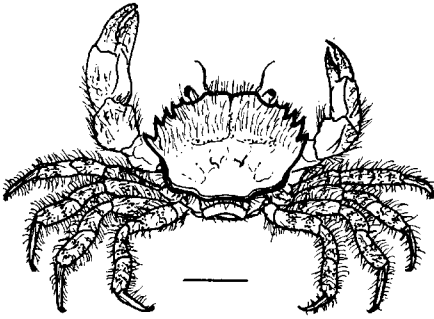
Geryon tridens



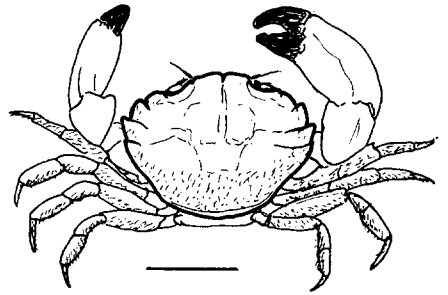
Pilumnoides perlatus



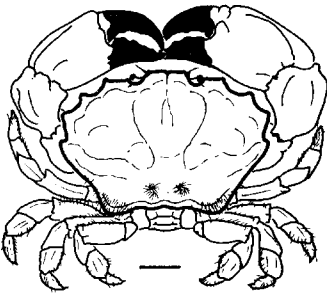
Rithropanopeus harrisi tridentatus



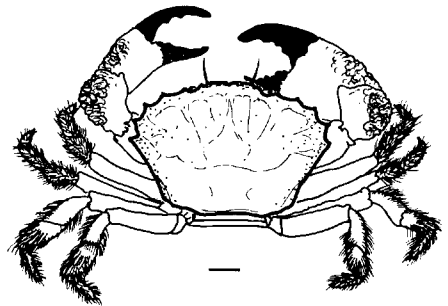
Pilumnus hirtellus



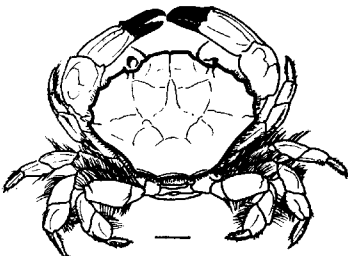
Neopanope texana sayi



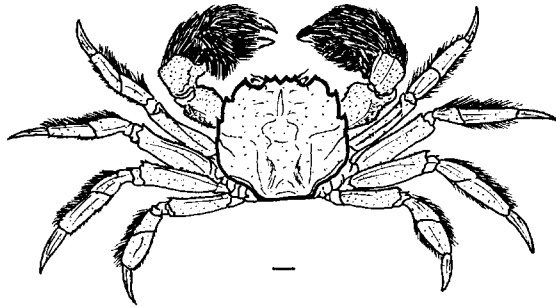
Xantho floridus



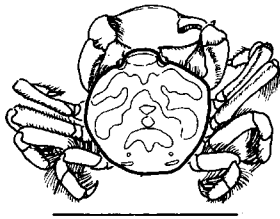
Medaeus couchi



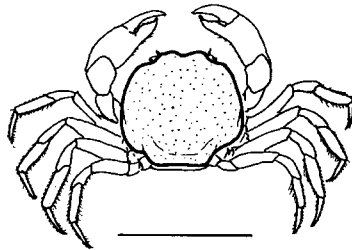
Xantho pilipes



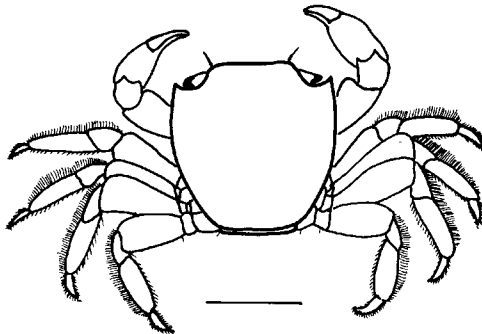
Eriocheir sinensis



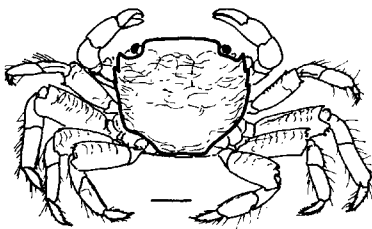
***Pinnotheres*
*pisum***



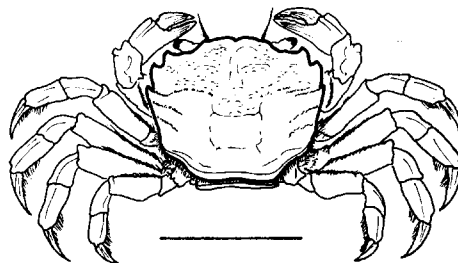
***Pinnotheres*
*pinnotheres***



Planes minutus



***Pachygrapsus*
*marmoratus***



***Brachynotus*
*sexdentatus***

BIBLIOGRAPHY

(The titles of periodicals are abbreviated in accordance with the
World List of Scientific Periodicals, 4th Ed., 1963-65)

- ALLEN, J. A. (Personal records, 1948 onwards).
- ALLEN, J. A., 1960. On the biology of *Crangon allmani* Kinahan in Northumberland waters. *J. mar. biol. Ass. U.K.*, **39**, 481-508.
- ALLEN, J. A., 1961. Observations on the genus *Processa* from Northumberland waters. *Ann. Mag. nat. Hist.*, Ser. 13, **4**, 129-141.
- BAGENAL, T. B., 1952. The biology of *Nephrops norvegicus* in the Clyde area. *Annls biol., Copenh.*, **9**, 212.
- BALSS, H., 1926. *Decapoda. Tierwelt N.-u. Ostsee*, Teil **10**, h₂, 112 pp.
- BALSS, H. and GRUNER, H. E., 1957-61. *Decapoda. Bronn's Kl. Ordn. Tierreichs*, **5**, Abt. 1, Buch 7, Lieferung 12, 14 and 15, pp. 1505-1672; 1771-2169.
- BARNARD, K. H., 1950. Descriptive catalogue of South African Decapod Crustacea. *Ann. S. Afr. Mus.*, **38**, 837 pp.
- BARNES, H. and BAGENAL, T. B., 1951. Observations on *Nephrops norvegicus* (L.) and on an epizoic population of *Balanus crenatus* Brug. *J. mar. biol. Ass. U.K.*, **30**, 369-380.
- BELL, 1853. *A History of the British Stalk-eyed Crustacea*. 386 pp. London.
- BOUVIER, E.-L., 1940. *Faune de France*, **37**, *Décapodes marcheurs*. 404 pp. Paris.
- BROOK, G. (Records in Norman, 1892, and Henderson, 1887).
- BROOK, G., 1888. Notes on a Lucifer-like decapod larva from the west coast of Scotland. *Proc. R. Soc. Edinb.*, **15**, 420-423.
- BROOK, G. and HOYLE, W. E., 1888. The metamorphosis of British Euphausiidae. *Proc. R. Soc. Edinb.*, **15**, 414-420.
- BROOK, G. and SCOTT, T., 1886. List of the marine fauna collected at the Tarbert Laboratory during 1885. Part I. *4th Rep. Fishery Bd Scotl.*, Appendix F, 231-242.
- BRUCE, J. R., COLMAN, J. S. and JONES, N. S., 1963. *Marine Fauna of the Isle of Man and its Surrounding Seas*. 307 pp. Liverpool University Press.
- BRYCE, J., 1872. *The Geology of Arran and the other Clyde Islands with an account of the Botany, Natural History, and Antiquities*. 4th Ed., 354 pp. Glasgow and London.
- BULL, H. O., 1937. Notes on the British species of the genus *Galathea* Fab. *Rep. Dove mar. Lab.*, Ser. 3, No. 4, 38-52, 6 Plates.
- CALMAN, W. T., 1899. On the British Pandalidae. *Ann. Mag. nat. Hist.*, Ser. 7, **3**, 27-39, 4 Plates.
- CHACE, F. A., Jr, 1940. Plankton of the Bermuda Oceanographic Expeditions. IX. The bathypelagic caridean Crustacea. *Zoologica, N.Y.*, **25**, 117-209.
- CHUMLEY, J., 1918. *The Fauna of the Clyde Sea Area, being an attempt to record the zoological results obtained by the late Sir John Murray and his assistants on board the S.Y. 'Medusa' during the years 1884-1892*. 200 pp. Glasgow University Press.

- CLARK, R. B. and MILNE, A., 1955. The sublittoral fauna of two sandy bays on the Isle of Cumbrae, Firth of Clyde. *J. mar. biol. Ass. U.K.*, **34**, 161–180.
- DRACH, P. and FOREST, J., 1953. Description et répartition des *Xantho* des mers d'Europe. *Archs Zool. exp. gén.*, **90**, 1–36.
- DURNEY, D. W. (Personal records).
- EDWARDS, C. (Personal records, 1956 onwards).
- EDWARDS, C., 1966. The crab *Pirimela denticulata* (Montagu) in the Firth of Clyde. *Glasg. Nat.*, **18**, 424–425.
- EINARSSON, H., 1945. Euphausiacea. I. Northern Atlantic species. *Dana Rep.*, **5**, No. 27, 175 pp.
- ELMHIRST, R., 1910. Notes from Millport Marine Biological Station. *Zoologist*, (ser. 4), **14**, 69–71.
- ELMHIRST, R., 1921. Notes on the food of the cod. *Rep. Scott. mar. biol. Ass.*, 1920, 12–14.
- ELMHIRST, R., 1922. Faunistic notes and new records. *Rep. Scott. mar. biol. Ass.*, 1921, 9–13.
- ELMHIRST, R., 1923. Notes on the breeding and growth of marine animals in the Clyde Sea Area. *Rep. Scott. mar. biol. Ass.*, 1922, 19–43.
- ELMHIRST, R., 1931. Studies in the Scottish marine fauna. The Crustacea of the sandy and muddy areas of the tidal zone. *Proc. R. Soc. Edinb.*, **51**, 169–175.
- ELMHIRST, R., 1939. Experimental prawn trawling. *Rep. Scott. mar. biol. Ass.*, 1938–39, 11–12.
- ELMHIRST, R., 1947. Ecology of *Eupagurus bernhardus*, the Hermit Crab. *Rep. Scott. mar. biol. Ass.*, 1946–47, 18–20.
- ELMHIRST, R. and KING, L. A. L., 1915. Systematic investigation of a sandy shore. *Rep. Scott. mar. biol. Ass.*, 1914, 52–54.
- FISHER, L. R. and GOLDIE, E. H., 1959. The food of *Meganyctiphanes norvegica* (M. Sars), with an assessment of the contributions of its components to the vitamin A reserves of the animal. *J. mar. biol. Ass. U.K.*, **38**, 291–312.
- FISHER, L. R., KON, S. K. and THOMPSON, S. Y., 1952. Vitamin A and carotenoids in certain invertebrates. I. Marine Crustacea. *J. mar. biol. Ass. U.K.*, **31**, 229–258.
- FISHER, L. R., KON, S. K. and THOMPSON, S. Y., 1954. Vitamin A and carotenoids in certain invertebrates. II. Studies of seasonal variations in some marine Crustacea. *J. mar. biol. Ass. U.K.*, **33**, 589–612.
- FISHER, L. R., KON, S. K. and THOMPSON, S. Y., 1955. Vitamin A and carotenoids in certain invertebrates. III. Euphausiacea. *J. mar. biol. Ass. U.K.*, **34**, 81–100.
- FLEMYNG, F. P., 1878. (Exhibit of *Maja squinado* in) *Trans. nat. Hist. Soc. Glasg.*, **3**, 318–319.
- FORBES, E. (Personal records).
- FORD, E. (Personal records).
- FOREST, J., 1957. Sur la validité et le nom des deux espèces d'*Atelecyclus* (Crustacea Decapoda Brachyura). *Bull. Mus. natn. Hist. nat., Paris*, **29**, 469–474.
- FULTON, T. W., 1897. Report on the trawling experiments of the 'Garland', and on the statistics of east coast fisheries relating thereto. *15th Rep. Fishery Bd Scotl.*, 1896, Part III, Scientific Investigations, 17–106.

- FULTON, T. W., 1898. Report on the trawling experiments of the 'Garland', and on the fishery statistics relating thereto. *16th Rep. Fishery Bd Scotl.*, 1897, Part III, Scientific Investigations, 17-87.
- GORDON, I. and INGLE, R. W., 1956. On a pelagic penaeid prawn, *Funchalia woodwardi* Johnson, new to the British fauna. *J. mar. biol. Ass. U.K.*, **35**, 475-481.
- GREVILLE, R. K. and MILES, C. P. (Records in Miles, 1856, and Bryce, 1872).
- GRIEVE, J., 1868. Notes on some of the marine invertebrata of the Firth of Clyde, with a notice of the most suitable localities for dredging in the Bay of Rothesay. *Trans. nat. Hist. Soc. Glasg.*, **1**, 57-66.
- HADDOW, A. J. and LUMSDEN, W. H. R., 1941. (A report on the food of the shag, in Director's report). *Rep. Scott. mar. biol. Ass.*, 1940-41, 16-19.
- HANSEN, H. J., 1908. Crustacea Malacostraca. I. [Decapoda, Euphausiacea, Mysidacea]. *Dan. Ingolf-Exped.* **3**, Pt 2, 120 pp., 5 Plates.
- HANSEN, H. J., 1922. Crustacés décapodes (Sergestides) provenant des Campagnes des yachts 'Hirondelle' et 'Princesse-Alice' (1885-1915). *Résult. Camp. scient. Prince Albert I*, Fasc. **64**, 232 pp., 11 Plates.
- HARTNOLL, R. G., 1961. A re-examination of the spider crab *Eurynome* Leach from British waters. *Crustaceana*, **2**, 171-182.
- HARTNOLL, R. G., 1963. The biology of Manx spider crabs. *Proc. zool. Soc. Lond.*, **141**, 423-496.
- HEATH, J. R. (Personal records, 1966).
- HELLER, C., 1863. *Die Crustaceen des südlichen Europa. Crustacea Podophthalmia*. 336 pp., 10 Plates. Wien.
- HENDERSON, J. R., 1884. A synopsis of the British Paguridae. *Proc. R. phys. Soc. Edinb.*, **9**, 65-75.
- HENDERSON, J. R., 1887. The decapod and schizopod Crustacea of the Firth of Clyde. *Trans. nat. Hist. Soc. Glasg.*, N.S. **1**, 315-353.
- HERDMAN, W. A., 1880. On the invertebrate fauna of Lamlash Bay. *Proc. R. phys. Soc. Edinb.*, **5**, 193-219.
- HOLTHUIS, L. B., 1947. The Decapoda of the Siboga Expedition. Pt. IX, The Hippolytidae and Rhynchocinetidae collected by the Siboga and Snellius expeditions with remarks on other species. *Siboga Exped.*, Monograph **39**, a⁸, 100 pp.
- HOLTHUIS, L. B., 1950. *Fauna van Nederland. XV. Decapoda (K IX) (A. Natantia, Macrura Reptantia, Anomura) en Stomatopoda (K X)*. 166 pp. Leiden.
- HOLTHUIS, L. B., 1955. The recent genera of the Caridean and Stenopodidean shrimps (Class Crustacea, Order Decapoda, Supersection Natantia) with keys for their determination. *Zool. Verh., Leiden*, No. **26**, 157 pp.
- HOYLE, W. E., 1890. On the deep-water fauna of the Clyde Sea Area. *J. Linn. Soc., Zoology*, **20**, 442-472.
- KEMP, S., 1910. The Decapoda Natantia of the coasts of Ireland. *Scient. Invest. Fish. Brch Ire.*, 1908, No. I (1910), 190 pp., 23 Plates.
- KING, L. A. L., 1912. *Clyde Marine Fauna. Supplementary List*, 1911. 39 pp. Marine Biological Association of the West of Scotland. (Reprinted from the *Annual Report of the Association for 1911*, 60-97.)

- LANDSBOROUGH, D., 1874. *Arran: a poem and excursions to Arran, with reference to the Natural History of the Island*. 370 pp. Edinburgh: Johnstone.
- LANDSBOROUGH, D. and D., 1875. *Arran: its Topography, Natural History, and Antiquities*. 496 pp. Ardrossan: Guthrie.
- LEBOUR, M. V., 1930. The larval stages of *Caridion*, with a description of a new species, *C. steveni*. *Proc. zool. Soc. Lond.*, **100**, 181–194, 8 Plates.
- LEBOUR, M. V., 1936a. Notes on the Plymouth species of *Spirontocaris* (Crustacea). *Proc. zool. Soc. Lond.*, **106**, 89–104, 7 Plates.
- LEBOUR, M. V., 1936b. Notes on the Plymouth *Processa* (Crustacea). *Proc. zool. Soc. Lond.*, **106**, 609–617, 6 Plates.
- LEBOUR, M. V. (Personal records, 1937, 1940).
- MACANDREW, R. (Personal records).
- MACDONALD, J. D., PIKE, R. B. and WILLIAMSON, D. I., 1957. Larvae of the British species of *Diogenes*, *Pagurus*, *Anapagurus* and *Lithodes* (Crustacea, Decapoda). *Proc. zool. Soc. Lond.*, **128**, 209–257.
- MACDONALD, R., 1927. Food and habits of *Meganyctiphanes norvegica*. *J. mar. biol. Ass. U.K.*, **14**, 753–784.
- MACDONALD, R., 1927. Irregular development in the larval history of *Meganyctiphanes norvegica*. *J. mar. biol. Ass. U.K.*, **14**, 785–794.
- MACDONALD, R., 1928. The life history of *Thysanoessa raschii*. *J. mar. biol. Ass. U.K.*, **15**, 57–79.
- MACDONALD, R., 1925–27. (In Director's report). *Rep. Scott. mar. biol. Ass.*, 1924–25, 10–11; 1925–26, 12–13; 1926–27, 12.
- MARTIN. (Records in Henderson, 1887).
- MASON, J. and DAVIDSON, C., 1966. *Cancer bellianus* Johnson in northern Atlantic waters (Decapoda Brachyura). *Crustaceana*, **10**, 318–320.
- MAUCLINE, J., 1959. The development of the Euphausiacea (Crustacea) especially that of *Meganyctiphanes norvegica* (M. Sars). *Proc. zool. Soc. Lond.*, **132**, 627–639.
- MAUCLINE, J., 1960. The biology of the euphausiid crustacean, *Meganyctiphanes norvegica* (M. Sars). *Proc. R. Soc. Edinb.*, B, **67**, 141–179.
- MAUCLINE, J., 1966a. The biology of *Thysanoessa raschii* (M. Sars), with a comparison of its diet with that of *Meganyctiphanes norvegica* (M. Sars). In *Some Studies in Contemporary Marine Science* (ed. H. Barnes), pp. 493–510. London: George Allen & Unwin.
- MAUCLINE, J., 1966b. *Thalassomyces fagei*, an ellobiopsid parasite of the euphausiid crustacean, *Thysanoessa raschi*. *J. mar. biol. Ass. U.K.*, **46**, 531–539.
- MILES, C. P., 1856. Dredging report—Firth of Clyde 1856. *Rep. Br. Ass. Advmt Sci.*, 1856, 47–53.
- MONOD, T., 1956. Hippidee et Brachyura ouest-africains. *Mém. Inst. fr. Afr. noire*, No. **45**, 674 pp.
- MURRAY, J. (Personal records from S.Y. 'Medusa').
- NORMAN, A. M., 1892. British Schizopoda of the Families Lophogastridae and Euphausiidae. *Ann. Mag. nat. Hist.*, Ser. 6, **9**, 454–464.
- NORMAN, A. M. (Personal records).

- NOUVEL, H. and HOLTHUIS, L. B., 1957. Les Processidae (Crustacea Decapoda Natantia) des eaux Européennes. *Zool. Verh., Leiden*, **32**, 53 pp.
- PALMER, R., 1927. A revision of the genus *Portunus* (A. Milne-Edwards, Bell, etc.). *J. mar. biol. Ass. U.K.*, **14**, 877-908.
- PATIENCE, A. (Records in: *Rep. mar. biol. Ass. W. Scotl.*, 1904, 10).
- PATIENCE, A., 1900. The decapod Crustacea of the Largs Channel. *Communs mar. biol. Stn, Millport*, **1**, 25-31.
- PATIENCE, A., 1903. (Exhibit of Loch Fyne Crustacea reported in) *Trans. nat. Hist. Soc. Glasg.*, (N.S.), **6**, 386-387.
- PATIENCE, A., 1904. Report on the Crustacea collected during the dredging cruises of the Millport Marine Biological Association's Steamer 'Mermaid' since May 1902. 73rd *Rep. Br. Ass. Advmt Sci.*, for 1903, 308-310.
- PATIENCE, A., 1908. Some notes of the distribution of the Clyde Crangonidae. *Trans. nat. Hist. Soc. Glasg.*, (N.S.), **8**, 64-71.
- PATIENCE, A., 1910. Carcinological notes-I. *Proc. Buteshire nat. Hist. Soc.*, **3** (1909-1910), pp. 69-79.
- PEARCEY, F. G. (Records in Scott, 1901).
- PEDEN, J. (Personal records).
- PERKINS, M., 1928. A simple key to the crabs (Brachyura) of Britain and the north-east Atlantic. *Scott. Nat.*, 1928, 53-59 & 87-94.
- PIKE, R. B. (Personal records, 1943 onwards).
- PIKE, R. B., 1947. Galathea. *L.M.B.C. Mem. typ. Br. mar. Pl. Anim.*, No. **34**, 179 pp. Liverpool University Press.
- PIKE, R. B., 1952. Notes on the growth and biology of the prawn *Pandalus bonnierii* Caullery. *J. mar. biol. Ass. U.K.*, **31**, 259-267.
- PIKE, R. B., 1953. The bopyrid parasites of the Anomura from British and Irish waters. *J. Linn. Soc.*, (Zool.), **42**, 219-237.
- PIKE, R. B., 1954. Notes on the growth and biology of the prawn *Spirontocaris lilljeborgii* (Danielssen). *J. mar. biol. Ass. U.K.*, **33**, 739-747.
- PIKE, R. B., 1960. The biology and post-larval development of the bopyrid parasites *Pseudione affinis* G. O. Sars and *Hemiarthrus abdominalis* (Krøyer) [= *Phryxus abdominalis* Krøyer]. *J. Linn. Soc.*, (Zool.), **44**, 239-251.
- PIKE, R. B., 1961. Observations on Epicaridea obtained from hermit crabs in British waters, with notes on the longevity of the host species. *Ann. Mag. nat. Hist.*, Ser. 13, **4**, 225-240.
- PIKE, R. B. and WILLIAMSON, D. I., 1959. Observations on the distribution and breeding of British hermit crabs and the stone crab (Crustacea: Diogenidae, Paguridae and Lithodidae). *Proc. zool. Soc. Lond.*, **132**, 551-567.
- PIKE, R. B. and WILLIAMSON, D. I., 1961a. Larval variation in *Philocheras bispinosus* (Hailstone) (Decapoda, Crangonidae). *Crustaceana*, **2**, 21-25.
- PIKE, R. B. and WILLIAMSON, D. I., 1961b. The larvae of *Spirontocaris* and related genera (Decapoda, Hippolytidae). *Crustaceana*, **2**, 187-208.
- RATHBUN, M. J., 1918. The grapsoid Crabs of America. *Bull. U.S. natn. Mus.*, **97**, 461 pp., 161 Plates.

- RATHBUN, M. J., 1929. Arthropoda, 10 m Decapoda. *Can. Atlant. Fauna*, **10**, 38 pp.
- RATHBUN, M. J., 1930. The cancrivora crabs of America of the families Euryalidae, Portunidae, Atelecyclidae, Cancridae and Xanthidae. *Bull. U.S. natn. Mus.*, **152**, 609 pp., 230 Plates.
- RENOUF, L. P. W., 1920. A contribution to our knowledge of the fauna of the Clyde Sea-Area. *Glasg. Nat.*, **8**, 113-119.
- RITCHIE, J., 1910. On the distribution of the thorny lobster (*Palinurus vulgaris*) in British waters. *Proc. R. phys. Soc. Edinb.*, **18**, 68-71.
- ROBERTSON, D. (Personal records; records in Norman, 1892; and specimens exhibited. *Trans. nat. Hist. Soc. Glasg.*, **1** (1868), 36-37, 81-87).
- ROBERTSON, D., 1861. On the uses of the antennae of *Corystes cassivelaunus*, the masked crab. *Proc. R. phil. Soc. Glasg.*, **5** (1864), 55-56.
- ROBERTSON, D., 1887. Jottings from my notebook. *Trans. nat. Hist. Soc. Glasg.*, (N.S.), **1**, 290-294.
- ROBERTSON, D., 1890. Jottings from my notebook. *Trans. nat. Hist. Soc. Glasg.*, (N.S.), **2**, 139-153; 211-221.
- ROBERTSON, D., 1897. Jottings from my notebook. *Trans. nat. Hist. Soc. Glasg.*, (N.S.), **4**, 79-84.
- RUSSELL, W. Personal records.
- SARS, G. O., 1912. On the genera *Cryptocheles* and *Bythocaris* G. O. Sars with description of the type species of each genus. *Arch. Math. Naturv.*, **32** (5), 19 pp., 2 Plates.
- SCHMITT, W. L., 1921. The marine decapod Crustacea of California. *Univ. Calif. Publ. Zool.*, **23**, 470 pp. (including 50 Plates).
- SCOTT, T. (Specimens exhibited, *Trans. nat. Hist. Soc. Glasg.*, (N.S.), **1** (1887), xlii, xlvj).
- SCOTT, T., 1887. Natural history notes from Tarbert. *Trans. nat. Hist. Soc. Glasg.*, (N.S.), **1**, 369-378.
- SCOTT, T., 1897. The marine fishes and invertebrates of Loch Fyne. *Scient. Invest. 15th Rep. Fishery Bd Scotl.*, 1896, 107-174, 3 Plates.
- SCOTT, T., 1899. Notes on recent gatherings of microcrustacea from the Clyde and the Moray Firth. *17th Rep. Fishery Bd Scotl.*, 1898, 248-273, 4 Plates.
- SCOTT, T., 1900. Notes on some gatherings of Crustacea collected for the most part on board the fishery steamer 'Garland' and examined during the past year (1899). *18th Rep. Fishery Bd Scotl.*, 1899, 382-407, 2 Plates.
- SCOTT, T., 1901. Land, fresh-water and marine Crustacea. In: *Fauna, Flora and Geology of the Clyde Area* (Ed. G. F. S. Elliot, M. Laurie and J. B. Murdoch), 328-358. Glasgow: Local Committee for the Meeting of the British Association.
- SCOTT, T., 1902. Notes on Scottish Crustacea. *Ann. Mag. nat. Hist.*, Ser. 7, **10**, 1-5.
- SCOULER, J., 1868. On the results of a summer's dredging. *Trans. nat. Hist. Soc. Glasg.*, **1**, 8.
- SELBIE, C. M., 1915. The Decapoda Reptantia of the coasts of Ireland. Part I. Palinura, Astacura, and Anomura (except Paguridea). *Scient. Invest. Fish. Brch Ire.*, 1914, No. 1, 116 pp., 15 Plates.
- SELBIE, C. M., 1921. The Decapoda Reptantia of the coasts of Ireland. Part II. Paguridea. *Scient. Invest. Fish. Brch Ire.*, 1921, No. 1, 68 pp., 9 Plates.

- SIVERTSEN, E. and HOLTHUIS L. B., 1956. Crustacea Decapoda (the Penaidea and Stenopodidea excepted). *Rep. Sars N. Atl. Deep Sea Exped.*, 1910, **5**, Pt. 12, 54 pp.
- SMITH, J., 1892. List of shells, etc., observed on the Ardeer and Irvine beaches, Ayrshire. *Trans. nat. Hist. Soc. Glasg.*, (N.S.), **3**, 243-248.
- SMITH, S. I., 1879. The stalk-eyed crustaceans of the Atlantic coast of North America north of Cape Cod. *Trans. Conn. Acad. Arts Sci.*, **5**, Pt. 1, 27-138, 5 Plates.
- SQUIRES, H. J., 1964. *Pagurus pubescens* and a proposed new name for a closely related species in the northwest Atlantic (Decapoda: Anomura). *J. Fish. Res. Bd Can.*, **21**, 355-365.
- STEEL, J. (Specimens exhibited, *Trans. nat. Hist. Soc. Glasg.*, (N.S.), **3**, ix).
- SUND, O., 1920. Penecides and Stenopides. *Rep. Sars N. Atl. Deep Sea Exped.*, 1910, **3**, Pt 2, No. 7, 1-36.
- TRYBOM, F., 1904. Two new species of the genus *Euconaxius*. *Ark. Zool.*, **1**, 383-393, 2 Plates.
- WOLLEBAEK, A., 1909. Remarks on decapod crustaceans of the North Atlantic and the Norwegian fjords. *Bergens Mus. Årb.*, 1908, No. 12, 77 pp., 13 Plates.

INDEX OF SCIENTIFIC NAMES

(Synonyms are printed in italics. Page numbers in bold type refer to illustrations.)

| | <i>Page</i> | | <i>Page</i> | | <i>Page</i> |
|------------------------|---------------------------|-----------------|------------------------|--------------------------------|-------------------------------|
| Acanthephyra | 31, 46, 74 | payeri | 32, 51, 78 | Dorhynchus | 35, 65, 98 |
| haeckeli | 31, 46, 74 | simplicirostris | 32, 51, 78 | thompsoni | 35, 65, 98 |
| purpurea | 31, 46, 74 | | | Dromia | 34, 62, 96 |
| Achaeus | 26, 35, 65, 98 | Callianassa | 18, 33, 57, 90 | vulgaris | 34, 62, 96 |
| cranchi | 26, 35, 65, 98 | laticauda | 33, 57, 90 | Ebalia | 23, 24, 34, 62, 63, 96 |
| Alpheus | 11, 32, 48, 79 | subterranea | 18, 33, 57, 90 | cranchi | 23, 34, 63, 96 |
| glaber | 11, 32, 48, 79 | Calocarides | 33, 57, 89 | granulosa | 24, 34, 63, 96 |
| macrocheles | 32, 48, 79 | coronatus | 33, 57, 89 | nux | 34, 63, 96 |
| ruber | 11 | Calocaris | 17, 33, 57, 89 | tuberosa | 24, 34, 62, 96 |
| Anapagurus | 22, 23, 34, 61, 91 | macandreae | 17, 33, 57, 89 | tumefacta | 24, 34, 63, 96 |
| chiroacanthus | 22, 34, 61, 91 | Cancer | 29, 35, 68, 103 | Ephyrina | 31, 46, 47, 75 |
| chiroacanthus gracilis | 34, 61, 91 | bellianus | 35, 68 | benedicti | 31, 47, 75 |
| hyndmanni | 23, 34, 61, 91 | pagurus | 29, 35, 68, 103 | bifida | 31, 47, 75 |
| laevis | 23, 34, 61, 91 | Carcinus | 27, 35, 66, 100 | hoskyni | 31, 46, 75 |
| Astacus | 33, 56, 88 | maenas | 27, 35, 66, 100 | Eriocheir | 36, 70, 105 |
| pallipes | 33, 56, 88 | Caridion | 11, 32, 49, 80 | sinensis | 36, 70, 105 |
| Atelecyclus | 29, 35, 68, 102 | gordoni | 11, 32, 49, 80 | Eualus | 11, 12, 32, 49, 80 |
| cruentatus | 35 | steveni | 11, 32, 49, 80 | gaimardi | 11, 32, 49, 80 |
| rotundatus | 29, 35, 68, 102 | Catapaguroides | 22, 34, 60, 92 | occutus | 12, 32, 49, 80 |
| rotundatus | 35 | timidus | 22, 34, 60, 92 | pusiolus | 12, 32, 49, 80 |
| septemdentatus | 35 | Chionocetes | 35, 64, 97 | <i>Eupagurus</i> (see Pagurus) | |
| undecimdentatus | 35, 68, 102 | opilio | 35, 64, 97 | Euphausia | 31, 43, 73 |
| Athanas | 11, 32, 48, 79 | Chirostylus | 34, 58, 95 | krohni | 31, 43, 73 |
| nitescens | 11, 32, 48, 79 | formosus | 34, 58, 95 | Eurynome | 25, 35, 64, 97 |
| Atyaephyra | 31, 45, 74 | Clibanarius | 34, 60, 92 | aspera | 25, 35, 64, 97 |
| desmaresti | 31, 45, 74 | erythropus | 34, 60, 92 | | |
| Axius | 17, 33, 57, 89 | Corystes | 27, 35, 65, 103 | | |
| stirhynchus | 17, 33, 57, 89 | cassivelaunus | 27, 35, 65, 103 | Funchalia | 33, 54, 86 |
| | | | | woodwardi | 33, 54, 86 |
| | | Crangon | 15, 32, 53, 83 | | |
| | | allmani | 15, 32, 53, 83 | Galathea | 18, 19, 20, 34, 59, 94 |
| | | crangon | 15, 32, 53, 83 | dispersa | 18, 34, 59, 94 |
| | | vulgaris | 15 | intermedia | 19, 34, 59, 94 |
| Bathynectes | 35, 67, 100 | Cryptocheles | 32, 50, 78 | nexa | 19, 34, 59, 94 |
| longipes | 35, 67, 100 | pygmaea | 32, 50, 78 | squamifera | 19, 34, 59, 94 |
| superba | 35, 67, 100 | | | strigosa | 20, 34, 59, 94 |
| Brachynotus | 36, 70, 105 | Dichelopandalus | 13, 32, 51, 81 | Gennadas | 33, 54, 86 |
| sexdentatus | 36, 70, 105 | bonnierii | 13, 32, 51, 81 | elegans | 33, 54, 86 |
| Bresilia | 31, 45, 74 | Diogenes | 34, 60, 92 | valens | 33, 54, 86 |
| atlantica | 31, 45, 74 | pugilator | 34, 60, 92 | | |
| Bythocaris | 32, 51, 78 | | | | |
| gracilis | 32, 51, 78 | | | | |

| | <i>Page</i> | | <i>Page</i> | | <i>Page</i> |
|---------------------------------------|---------------------------|--------------------------------|-------------------------------|-------------------------------|---------------------------|
| Geryon | 35, 69, 103 | marmoratus | 28, 35, 68, 102 | Palaemon | 10, 32, 48, 76 |
| tridens | 35, 69, 103 | puber | 28, 35, 67, 101 | adpersus | 32, 48, 76 |
| Goneplax | 30, 36, 68, 103 | pusillus | 28, 35, 67, 102 | elegans | 10, 32, 48, 76 |
| <i>angulata</i> | 30 | tuberculatus | 35, 67, 101 | longirostris | 32, 48, 76 |
| rhomboides | 30, 36, 68, 103 | Macropodia | 26, 35, 65, 98 | serratus | 10, 32, 48, 76 |
| Hippolyte | 12, 13, 32, 50, 77 | egyptia | 35, 65, 98 | Palaemonetes | 11, 32, 47, 76 |
| hunti | 32, 50, 77 | longirostris | 26, 35, 65, 98 | varians | 11, 32, 47, 76 |
| prideauxiana | 12, 32, 50, 77 | rostrata | 26, 35, 65, 98 | Palinurus | 17, 33, 56, 89 |
| varians | 13, 32, 50, 77 | <i>Maia</i> (see <i>Maja</i>) | | elephas | 17, 33, 56, 89 |
| Homarus | 17, 33, 56, 88 | <i>Maja</i> | 24, 35, 64, 97 | mauritanicus | 33, 56, 89 |
| gammarus | 17, 33, 56, 88 | squinado | 24, 35, 64, 97 | <i>vulgaris</i> | 17 |
| <i>vulgaris</i> | 17 | Medaeus | 29, 36, 69, 104 | Pandalina | 14, 32, 51, 81 |
| Hyas | 24, 25, 35, 64, 99 | couchi | 29, 36, 69, 104 | brevirostris | 14, 32, 51, 81 |
| araneus | 24, 35, 64, 99 | Meganyctiphanes | | Pandalus | 14, 32, 52, 81 |
| coarctatus | 25, 35, 64, 99 | 9, 31, 43, 72 | | borealis | 32, 52, 81 |
| Hymenodora | 31, 46, 74 | norvegica | 9, 31, 43, 72 | montagui | 14, 32, 52, 81 |
| glacialis | 31, 46, 74 | Munida | 18, 34, 59, 95 | propinquus | 14, 32, 52, 81 |
| Inachus | 25, 26, 35, 65, 99 | bamffica | 18, 34, 59, 95 | <i>Pandalus</i> see (Dichelo- | |
| dorsettensis | 25, 35, 65, 99 | Munidopsis | 34, 58, 59, 95 | pandalus) | |
| dorynchus | 26, 35, 65, 99 | crassa | 34, 59, 95 | Parapagurus | 34, 60, 92 |
| leptochirus | 26, 35, 65, 99 | curvirostra | 34, 59, 95 | pilosimanus | 34, 60, 92 |
| Jaxea | 18, 33, 56, 89 | tridentata | 34, 58, 95 | Parapasiphae | 31, 47, 85 |
| nocturna | 18, 33, 56, 89 | Nematocarcinus | 31, 46, 74 | sulcatifrons | 31, 47, 85 |
| Lambrus | 35, 63, 96 | ensifer | 31, 46, 74 | Paromola | 34, 62, 96 |
| massena | 35, 63, 96 | Nematopagurus | 34, 60, 92 | cuvieri | 34, 62, 96 |
| Leander | 32, 47, 76 | longicornis | 34, 60, 92 | Pasiphaea | 10, 31, 47, 85 |
| <i>squilla</i> | 10 | Nematoscelis | 31, 44, 73 | multidentata | 31, 47, 85 |
| tenuicornis | 32, 47, 76 | megalops | 31, 44, 73 | sivado | 10, 31, 47, 85 |
| <i>Leander</i> (see <i>Palaemon</i>) | | Neolithodes | 34, 60, 91 | tarda | 31, 47, 85 |
| Lebbeus | 32, 49, 80 | grimaldi | 34, 60, 91 | Penaeus | 33, 54, 86 |
| polaris | 32, 49, 80 | Neopanope | 36, 69, 104 | trisulcatus | 33, 54, 86 |
| Leontocaris | 32, 49, 80 | texana sayi | 36, 69, 104 | Philocheras | 15, 16, 33, 53, 84 |
| lar | 32, 49, 80 | Nephrops | 16, 33, 56, 88 | bispinosus bispinosus | 15, 33, 53, 84 |
| Lithodes | 20, 34, 60, 91 | norvegicus | 16, 33, 56, 88 | bispinosus neglectus | 16, 33, 53, 84 |
| <i>maia</i> | 20 | Nephropsis | 33, 56, 88 | echinulatus | 16, 33, 53, 84 |
| maja | 20, 34, 60, 91 | atlantica | 33, 56, 88 | fasciatus | 16, 33, 53, 84 |
| Lysmata | 32, 50, 78 | Nyctiphanes | 9, 31, 43, 72 | sculptus | 16, 33, 53, 84 |
| seticaudata | 32, 50, 78 | couchi | 9, 31, 43, 72 | trispinosus | 16, 33, 53, 84 |
| Macropipus | | Pachygrapsus | 36, 70, 105 | Pilumnoides | 35, 69, 104 |
| 27, 28, 35, 67, 68, 101, 102 | | marmoratus | 36, 70, 105 | perlatus | 35, 69, 104 |
| arcuatus | 27, 35, 67, 102 | Pagurus | 21, 22, 34, 61, 92, 93 | Pilumnus | 29, 35, 69, 104 |
| corrugatus | 27, 35, 67, 101 | bernhardus | 21, 34, 61, 93 | hirtellus | 29, 35, 69, 104 |
| depurator | 28, 35, 67, 101 | carneus | 34, 61, 93 | Pinnotheres | 30, 36, 70, 105 |
| holsatus | 28, 35, 67, 101 | cuanensis | 21, 34, 61, 93 | pinnotheres | 36, 70, 105 |
| | | prideauxi | 21, 34, 61, 93 | pisum | 30, 36, 70, 105 |
| | | pubescens | 22, 34, 61, 93 | Pirimela | 29, 35, 68, 103 |
| | | sculptimanus | 22, 34, 61, 92 | denticulata | 29, 35, 68, 103 |
| | | variabilis | 34, 61, 93 | Pisa | 35, 64, 97 |
| | | | | gibbsi | 35, 64, 97 |
| | | | | tetraodon | 35, 64, 97 |

| | <i>Page</i> | | <i>Page</i> | | <i>Page</i> |
|--|------------------------|---|-----------------------|-------------------------------------|--------------------------|
| Planes | 36, 70, 105 | Rithropanopeus | 35, 69, 104 | Systellaspis | 31, 47, 75 |
| minutus | 36, 70, 105 | harrisi tridentatus | | braueri | 31, 47, 75 |
| Plesionika | 32, 51, 81 | | 35, 69, 104 | debilis | 31, 47, 75 |
| martia | 32, 51, 81 | Rochinia | 35, 64, 97 | | |
| Polybius | 35, 66, 100 | carpenteri | 35, 64, 97 | Thia | 35, 68, 102 |
| henslowi | 35, 66, 100 | | | polita | 35, 68, 102 |
| Polycheles | 33, 55, 56, 87 | Sabinea | 32, 52, 83 | Thoralus | 13, 32, 50, 78 |
| granulatus | 33, 55, 87 | sarsi | 32, 52, 83 | cranchi | 13, 32, 50, 78 |
| nanus | 33, 55, 87 | septemcarinata | 32, 52, 83 | Thysanoessa | 9, 31, 43, 44, 73 |
| sculptus | 33, 56, 87 | Sclerocrangon | 32, 53, 82 | gregaria | 31, 43, 73 |
| typhlops | 33, 55, 87 | boreas | 32, 53, 82 | inermis | 9, 31, 43, 73 |
| Pontocaris | 33, 52, 82 | jacqueti | 32, 53, 82 | longicaudata | 31, 44, 73 |
| lacazei | 33, 52, 82 | Scyllarus | 33, 56, 88 | raschi | 9, 31, 43, 73 |
| Pontophilus | 15, 32, 52, 83 | arctus | 33, 56, 88 | Thysanopoda | 31, 44, 72 |
| norvegicus | 32, 52, 83 | Sergestes | 33, 54, 79 | acutifrons | 31, 44, 72 |
| spinosus | 15, 32, 52, 83 | arcticus | 33, 54, 79 | microphthalma | 31, 44, 72 |
| Porcellana | 20, 34, 59, 91 | mollis | 33, 54, 79 | Typton | 32, 47, 76 |
| longicornis | 20, 34, 59, 91 | robustus | 33, 54, 79 | spongicola | 32, 47, 76 |
| platycheles | 20, 34, 59, 91 | Solenocera | 33, 54, 86 | Upogebia | 18, 33, 57, 90 |
| Portumnus | 27, 35, 66, 100 | siphonocera | 33, 54, 86 | deltaura | 33, 57, 90 |
| biguttatus | 35, 66, 100 | Spirontocaris | 12, 32, 50, 77 | littoralis | 33, 57, 90 |
| latipes | 27, 35, 66, 100 | lilljeborgi | 12, 32, 50, 77 | stellata | 18, 33, 57, 90 |
| <i>Portunus</i> (see <i>Macropipus</i>) | | phippsi | 32, 50, 77 | Uroptychus | 34, 58, 95 |
| Processa | 13, 32, 51, 82 | pusiola | 12 | nitidus concolor | 34, 58, 95 |
| canaliculata | 13, 32, 51, 82 | spinus | 12, 32, 50, 77 | rubrovittatus | 34, 58, 95 |
| edulis | 13, 32, 51, 82 | <i>Spirontocaris</i> (see <i>Eualus</i> , | | | |
| parva | 32, 51, 82 | Lebbeus and <i>Thoralus</i>) | | Xantho | 29, 36, 69, 104 |
| Richardina | 33, 53, 85 | Stylocheiron | 31, 44, 72 | floridus | 36, 69, 104 |
| spinicincta | 33, 53, 85 | longicorne | 31, 44, 72 | pilipes | 29, 36, 69, 104 |
| | | maximum | 31, 44, 72 | <i>Xantho</i> (see <i>Medaeus</i>) | |

SCOTTISH MARINE BIOLOGICAL ASSOCIATION

In 1885 Sir John Murray transferred his floating laboratory, the *Ark*, from the *Scottish Marine Station* at Granton to Millport where it formed a centre for marine research on the west coast until—as a result of the efforts of Dr David Robertson and a committee of Glasgow naturalists—the *Millport Marine Biological Station* was opened in 1897. Four years later the title was changed to *Marine Biological Association of the West of Scotland*, and the present title was adopted in 1914 when the Association was incorporated as a non-profit-making company to promote research and education in marine biology under the guidance of an elected Council. Today, thanks to continued subscriptions from private members, donations from public bodies, and a government grant which now forms its main support, the Marine Station possesses a qualified staff well equipped for research into many aspects of marine life and environment. Hydrographic observations and biological collections at sea are made by the Association's vessels; laboratory facilities are provided for visiting investigators; and regular courses in marine biology are held. The Robertson Museum and an Aquarium are open to the public.

In 1950 the Association assumed the additional responsibility of the Oceanographic Laboratory, Edinburgh, with a staff to investigate the biology and distribution of plankton, using sampling equipment towed by commercial vessels and weather ships. This work was initiated by Professor Sir Alister Hardy and formerly carried on at the Department of Zoology and Oceanography, University College, Hull. One of its aims is to apply knowledge of the plankton to the study of fluctuations in commercial fisheries.

In 1966 the Natural Environment Research Council approved the first instalment of a capital grant to erect a new marine research laboratory on the mainland near Oban.

MEMBERSHIP

Membership is open to any who wish to encourage the work of the Association; the minimum annual subscription is one guinea.* Furthermore, any university, learned society or public body may nominate one person for membership for the same minimum subscription.

Members have the following rights and privileges: they may attend the Annual General Meeting to elect Officers and Council; they may visit the laboratories and libraries at Millport and Edinburgh; they have first claim, as visiting investigators, on available working space, which they may occupy for one week in each year free of charge (or longer according to subscription paid). They receive the *Annual Report* and may receive on request one copy of *The Fauna of the Clyde Sea Area* as each part is published. New members are entitled to purchase the parts already published (listed inside the other cover) at cost price. Members may also receive on request reprints of papers included in the *S.M.B.A. Collected Reprints*, and in the *Bulletins of Marine Ecology* issued by the Edinburgh Laboratory, if these are available. Correspondence concerning publications should be addressed to *The Librarian, Marine Station, Millport, Isle of Cumbrae, Scotland*, and correspondence concerning the *Bulletins of Marine Ecology* should be addressed to *The Director, Oceanographic Laboratory, 78 Craighall Road, Edinburgh, 6*.

All enquiries concerning Membership or research facilities at Millport should be addressed to *The Director, Marine Station, Millport, Isle of Cumbrae, Scotland*.

*The Commissioners of Inland Revenue have approved the Association for the purpose of Section 16, Finance Act 1958, so that the whole of the annual subscription paid by a member who qualifies for relief under the section will be allowable as a deduction from his income taxable under Schedule E.

PRINTED IN GREAT BRITAIN BY BELL AND BAIN LTD., GLASGOW.