



**Figure 11.** A) *Polyonyx biunguiculatus*, 1 male 2.68×3.23 mm, Mayotte, St. 23, MNHN-Ga7459. B) *Polyonyx pedalis*, 1 female 4.56×4.73 mm, Mayotte, St. 19, MNHN-Ga7464 (coloration altered by preservative). C) *Polyonyx triunguiculatus*, 1 male 3.69×4.37, Mayotte, St. 23, MNHN-Ga7438. D) *Polyonyx* aff. *boucheti*, 1 ovigerous female 2.20×3.24 mm, Mayotte, St. 12, MNHN-Ga7465.

***Polyonyx triunguiculatus* Zehntner, 1894**

*Polyonyx triunguiculatus* (Figure 11 C) - Haig, 1966: 44 (Mayotte, lagoon, small blocks and coarse sands, coll. A. Crosnier, September 1959, 2 males 2.7 and 3.2 mm, 1 female 1.9 mm, 2 ovigerous females 3.1 and 3.2 mm; same, coarse sands, 50 m, 1 male 3.7 mm, 1 female 3.3 mm, MNHN). - BIOTAS collections, Glorioso, 3-7 May 2009, det. J. Poupin from photo, St. GLOR-2, reef platform and shallow canyons with dead *Acropora digitifera* head, 7-14 m, specimen MEPA 948; St. GLOR-5, reef slope East side, 17 m, specimen MEPA 1045. - Mayotte, KUW fieldwork November 2009, St. 14, La Prudente bank, 15-17 m, 2 males 3.38×4.13 and 3.31×3.79 mm, 1 ovigerous female 3.29×4.20, 1 juvenile broken, MNHN-Ga7436; St. 17, North reef, 22 m, 1 male 3.43×3.94, 1 ovigerous female 3.10×3.97 mm, MNHN-Ga7437; St. 23, Choizil pass 'Patate à Teddy', 15-30 m, 1 male 3.69×4.37, 1 female 2.72×3.12 mm, MNHN-Ga7438; St. 25, islet M'tzamboro, 15-20 m, 1 ovigerous female 3.46×4.45 mm, 1 female 2.74×3.06 mm, 2 ovigerous females 2.89×3.44 and 3.40×3.99 mm, 1 female not measured, MNHN-Ga7439; St. 27, islet Mbouzi, 4-20 m, 2 males 4.10×4.76 and 4.15×4.75 (one cheliped missing), MNHN-Ga7440; St. 32, islet M'tzamboro, 6-21 m, 1 male 3.40×4.18 mm, MNHN-Ga7441.

Distribution. - IWP. Red Sea, eastern Africa (Tanzania, Zanzibar), Madagascar, Mayotte, Glorioso (first record), Seychelles (Amirante), Réunion, Singapore, western Australia, Indonesia, south China sea, New Caledonia, Loyalty Islands.

Remarks. – *Polyonyx triunguiculatus* has affinities with *P. biunguiculatus*. In complement of distinct live coloration (see Fig. 11 A, C) characters useful to separate them are in Osawa key (2007a: 31). In *P. biunguiculatus* the rostrum is longer, the palm of the chela has a sharp carina on its ventral face, the cutting margins of fingers of chela are furnished with setae (more abundant on the small chela), the dactyl of the ambulatory legs has 2-3 mobile spines on its flexor (ventral) margin (always 2 in *P. biunguiculatus*). The specific name ‘*triunguiculatus*’ is probably based on the presence of 3 mobile spines on the flexor (ventral) margin of the dactyl of ambulatory legs. Although this character is verified for most of the specimens examined, it is not constant and specimens at St. 14 have only 2 mobile spines on that margin.

Based on the numerous specimens collected during the KUW fieldwork a sexual dimorphism of the chelae is observed. In female, the inner face of the palm is rugose or tuberculated; the ventral margin of the chela is carinated and finely denticulated with extension on basal portion of the fixed finger. In the male, the inner face of the palm is smooth and the ventral margin is carinated but not denticulated.

#### SUPERFAMILY HIPPOIDEA

The mole crabs have not been sampled during Mayotte KUW fieldwork. For the time being few attention has been paid to this group in Mayotte region. It is represented by a single record in the literature (Fourmanoir, 1955) without additional records retrieved in more recent taxonomic studies consulted for this inventory (Boyko & Harvey, 1999; Boyko, 2002). Potentially 6 additional species could be found in the region (see in Discussion, Table 1 and Complementary List).

#### FAMILY HIPPIDAE

##### ***Hippa adactyla* Fabricius, 1787**

*Hippa adactyla* - Fourmanoir, 1955: 32 (Grande Comore, Mitsamiouli).

Distribution. – IWP. Eastern Africa (Mozambique, Kenya, Tanzania), Madagascar, Comoros, Seychelles, Mauritius, Australia, Taiwan, Japan, Marquesas.

Remarks. – Color photographs of *Hippa adactyla* are in Osawa *et al.* (2010), with a key to *Hippa* species.

#### SUPERFAMILY PAGUROIDEA

#### FAMILY COENOBITIDAE

The coenobitids have been already listed, commented and illustrated with the land species presented in Bouchard *et al.* (2011). Five species are reported in Mayotte region with a key available in Reay & Haig (1990). The presence of the coconut crab (*Birgus latro*) is confirmed in Glorioso. Few additional observations are presented here, based on BIOTAS team photographs in May 2009 in Glorioso Islands and also Tromelin Island, a similar coral formation at about 900 km southeast of the Glorioso.

***Birgus latro* (Linnaeus, 1767)**

*Birgus latro* - See Bouchard *et al.* 2011: 12, fig. 8 A (Glorioso).

***Coenobita brevimanus* Dana, 1852**

*Coenobita brevimanus* - See Bouchard *et al.* 2011: 12, fig. 8 A-B.


***Coenobita cavipes* Stimpson, 1858**

*Coenobita cavipes* - See Bouchard *et al.* 2011: 12, fig. 9 A-B.

***Coenobita perlatus* H. Milne Edwards, 1837**

*Coenobita perlatus* (Figure 12 A-C) - See Bouchard *et al.*, 2011: 13, fig. 9 C. - BIOTAS collections, Glorioso, 3-7 May 2009, det. J. Poupin from photo, St. GLOR-12, exposed reef flat, abrasion platform, 1-3 m, specimen MEPA 1261; Tromelin Island, St. TROM-5, coll. M. Malay, 11 May 2009, land, specimen MEPA 1850.

Remarks. – The specimen illustrated from Mayotte in Bouchard *et al.* (2011: 13, fig. 9C) was a female juvenile almost totally white. Distinct colorations are illustrated here from photographs transmitted by M. Malay: a white-orange intermediate coloration (Fig. 12 A-B), and the typical bright red coloration of an adult (Fig. 12 C).



**Figure 12.** Collection BIOTAS, May 2009, photographs courtesy M. Malay. A-C) *Coenobita perlatus*. Specimens with intermediate red-orange coloration, Glorioso, MEPA 1261, A) dorsal view, B) aspect of outer face of chela. C) Adult specimen with typical bright red coloration, Tromelin, MEPA 1850. D-F) *Coenobita rugosus*. D) Juvenile with white coloration, Glorioso MEPA 1262; E) aspect of outer face of chela of another juvenile of about same size, showing brown patch and part of the stridulating apparatus (arrow), Glorioso MEPA 1265; F) adult specimen with brown coloration, Tromelin, MEPA 1853.

### ***Coenobita rugosus* H. Milne Edwards, 1837**

*Coenobita rugosus* (Figure 12 D-F, 28) - See Bouchard *et al.*, 2011: 14, fig. 9 D-E. - BIOTAS collections, Glorioso, 3-7 May 2009, det. J. Poupin from photo, St. GLOR-12, exposed reef flat, abrasion platform, 1-3 m, specimen MEPA 1262, 1263, 1264, 1265, 1354, 1374; Tromelin Island, St. TROM-5, land, coll. M. Malay, 11 May 2009, specimen MEPA 1853.

Remarks. – These specimens from Glorioso and Tromelin Islands can be identified from photographs to *Coenobita rugosus* based on: eyestalks strongly compressed; left chela with a stridulating apparatus on upper part of upper surface; and propodus of left P3 with outer surface flattened and marked off from upper surface by a sharp ridge. *Coenobita scaevola* (Forskål, 1775) is another WIO species with similar characters but it is distinct by the presence of tuft of long setae on mesial face of merus of right cheliped, near ventral margin (absent in *C. rugosus*). This character was not verified on the photographs examined for this work. However, the geographic distribution of *C. scaevola* is currently limited to Red Sea and African mainland while *C. rugosus* is already known from Mayotte, Madagascar, Seychelles, and probably also, based on these new observations, Glorioso and Tromelin Islands.

The color pattern is variable in this species as illustrated for Taiwanese specimens by McLaughlin *et al.* (2007). Several juveniles examined here are almost totally white (Fig. 12 D) but have already a brown patch on the outer face of the larger chela (Fig. 12 E). In the adults this patch is darker with overall color of the body and appendages light brown (Fig. 12 F).

#### FAMILY DIOGENIDAE

### ***Aniculus maximus* Edmonson, 1952**

*Aniculus maximus* (Figure 13 A) - Geysier Bank, between Mayotte and Glorioso, 12°22'S, 46°33'E, photograph by V. Dinhut.

Distribution. – IWP. Mayotte (first record), Seychelles, Réunion, Hawaii, French Polynesia. Between 10-100 m.

Remarks. – A large-sized *Aniculus* that can be easily recognized on color photographs, based on its brilliant yellow coloration. It must be widespread in the IWP although it is rarely reported. It is still not known from the eastern African coast, perhaps because it is usually observed at depths of at least 30 m and deeper.

### ***Aniculus retipes* Lewinsohn, 1982**

*Aniculus retipes* (Figure 13 B) - BIOTAS collections, Glorioso, 3-7 May 2009, det. J. Poupin from photo, St. GLOR-4, patch reef, near anchorage, 3-6 m, specimen MEPA 1957; St. GLOR-7, reef slope West side, 5-20 m, specimen MEPA 1225.

Distribution. – IWP. Red Sea, eastern Africa (Tanzania), Glorioso (first record), Christmas Island, Cocos Keeling, Indonesia, Vietnam, Taiwan, Japan, eastern Australia, ?Solomon, Wallis & Futuna, Samoa, French Polynesia.

Remarks. – A medium to large-sized *Aniculus*. It is recorded for the first time in Mayotte region based on its coloration, as illustrated on figure 13 B.

### ***Aniculus ursus* (Olivier, 1811)**


*Aniculus aniculus* - Fourmanoir, 1955: 28 (Anjouan: Domoni), not *Aniculus aniculus* (Fabricius, 1787) known with certainty from Pacific only (see Remarks). - *Aniculus ursus* (Figure 13 C) - Forest, 1984: 26 (Genus revision).

Distribution. – Widespread in the IWP. Eastern Africa (Mozambique), Madagascar, Comoros, Seychelles, Réunion, Mauritius, Rodriguez, Christmas, Maldives, Cocos-Keeling, Australia, Indonesia (Sulawesi), China sea (Xisha), Taiwan, Japan, Caroline, Marianas, Marshall, New Caledonia, Loyalty, Fiji, Wallis & Futuna, Samoa.

Remarks. – In Forest (1984) revision of the genus *Aniculus*, all records of *A. aniculus* from the Indian Ocean are corrected into *A. ursus*. Although Fourmanoir (1955) *A. aniculus* record is not cited explicitly by Forest, it must



also belongs to *A. ursus*. This species is widespread in the IWP but its geographical extension to the east seems limited to Wallis & Futuna and Samoa in the South Pacific. On the opposite, *A. aniculus* seems to be confined in the Pacific, reported only from Ogasawara Islands, Johnston atoll, Cook Islands and French Polynesia.



**Figure 13.** A) *Aniculus maximus*, specimen from Geysers Bank (photo V. Dinhut). B) *Aniculus retipes*, specimen from Glorioso, MEPA 1957 (photo BIOTAS team, courtesy M. Malay). C) *Aniculus ursus*, specimen from Réunion Island (photo S. Ribes). D-E) *Areopaguristes abbreviatus*, 1 male Lc 2.1 mm, Lt about 18 mm, Mayotte, St. 32, MNHN-Pg8512.

### ***Areopaguristes abbreviatus* (Dechancé, 1963)**

*Areopaguristes abbreviatus* (Figure 13 D-E) - BIOTAS collections, Glorioso, 3-7 May 2009, det. J. Poupin from photo, St. GLOR-14, fore reef platform, 13-14.5 m, specimen MEPA 1498, 1517, 1518; St. GLOR-18, fore reef platform, specimen MEPA 1530, 1547, 1550. - Mayotte, KUW fieldwork November 2009, St. 19, islet Handrema, 6-10 m, 1 female SI 2.7 mm, MNHN-Pg8508; St. 21b, islet Choizil, 15-20 m, 1 ovigerous female SI 1.9 mm (with larvae), MNHN-Pg8509; St. 23, Choizil pass, 1 male SI 1.8 mm, 1 female SI 2.3 mm (plus 1 juvenile from St. 14 in the same tube), MNHN-Pg8510; St. 25, islet M'tzamboro, 15-20 m, 1 ovigerous female SI 2.0 mm, Lt about 9.8 mm, 1 male SI 1.4 mm, Lt about 7.9 mm, with a 'worm' in the shell, MNHN-Pg8511; St. 32, islet M'tzamboro, 6-21 m, 1 specimen in its shell, 1 male SI 2.1 mm, Lt about 18 mm, as '*Clibanarius* sp. St. 32' in Bouchard *et al.*, 2009: photo p. 96, MNHN-Pg8512. - Rahayu & McLaughlin, 2010: 67 (generic replacement name for *Stratiotes*).

Distribution. – WIO. Persian Gulf, eastern Africa (Kenya), Madagascar, Mayotte and Glorioso (first record).

Remarks. – *Areopaguristes abbreviatus* has been already reported in the vicinity of Mayotte region, at Madagascar (Dechancé 1963, 1964; under *Paguristes*). A redescription of the species is also provided by Rahayu (2007, under *Stratiotes abbreviatus*). Dechancé (1963) indicates that *Paguristes abbreviatus* has affinities with *Paguristes jousseaumei* Bouvier, 1892, from the Red Sea, and *Paguristes perspicax* Nobili, 1906 (now in *Areopaguristes*), from Red Sea and Persian Gulf. The three species are remarkable by the presence of a single female genital opening on P3 coxa. Dechancé (1963) has used the variation of pilosity to separate the three species. This character varies according to sex on the specimens observed for this study (setae soft in males but stiff in females) but overall it is confirmed here that the pilosity is more furnished in *A. abbreviatus* than in the *P. jousseaumei* specimens examined for comparison in MNHN collections.

### ***Areopaguristes micheleae* (Rahayu, 2005)**

*Stratiotes micheleae* - Rahayu, 2007: 528 (Mozambique channel, BENTHEDI Expedition, St. DR 38, Mayotte, east of Bandrélé reef, 12°54.8'S, 45°15.6'E, 200-500 m, 26 March 1977, 1 female SI 2.4 mm, MNHN). - *Areopaguristes micheleae* - Rahayu & McLaughlin, 2010: 67 (replacement name for genus *Stratiotes*).

Distribution. – Indonesia, Madagascar, and Mayotte region, 200 to 605 m.

### ***Calcinus laevimanus* (Randall, 1840)**

*Calcinus laevimanus* (Figure 14 A-B) - Fourmanoir, 1955: 28 (Comoros; 'Espèce très abondante'). - BIOTAS collections, Glorioso, 3-7 May 2009, det. J. Poupin from photo, St. GLOR-12, exposed reef flat, abrasion platform, 1-3 m, specimen MEPA 1281, 1323; St. GLOR-14, fore reef platform, 13-14.5 m, specimen MEPA 1422; St. GLOR-16, reef flat all along coast of Grande Glorieuse, 0-3 m, specimen MEPA 1445. - Mayotte, KUW fieldwork November 2009, St. 1, Trévani Beach, intertidal, 1 female SI 3.9 mm, 4 specimens in their shells, MNHN-Pg8458; St. 2, Trévani to Kangani mangrove, intertidal, 8 specimens in their shells, MNHN-Pg8459; St. 6, Badamiers spillway, intertidal, 2 adults, 9 juveniles in their shells, MNHN-Pg8460; St. 19 et 20a, islets Handrema and M'tzamboro, intertidal, field notes only, no samples; St. 26, Mutsumbatsou reef flat, intertidal, 2 ovigerous females SI 2.8 and 4.2 mm, MNHN-Pg8461; St. 31, 3 males SI 4.7-4.9 mm, MNHN-Pg8462.

Distribution. – Widespread in the IWP. Eastern Africa, Comoros, Mayotte, Glorioso, Seychelles, Réunion, Mauritius, Rodriguez, Cocos and Christmas, Indonesia, Australia, Taiwan, Japan, Marianas, New Caledonia, Wallis & Futuna, Cook, French Polynesia, Hawaii.

Remarks. – One of the most common *Calcinus* in intertidal and shallow subtidal zone of Mayotte (Fig. 14 A). It is easily identifiable by its coloration (see Fig. 14 B) and by smooth aspect of upper margin of its small chela (right). In all others *Calcinus* species of Mayotte region this upper margin has spines.

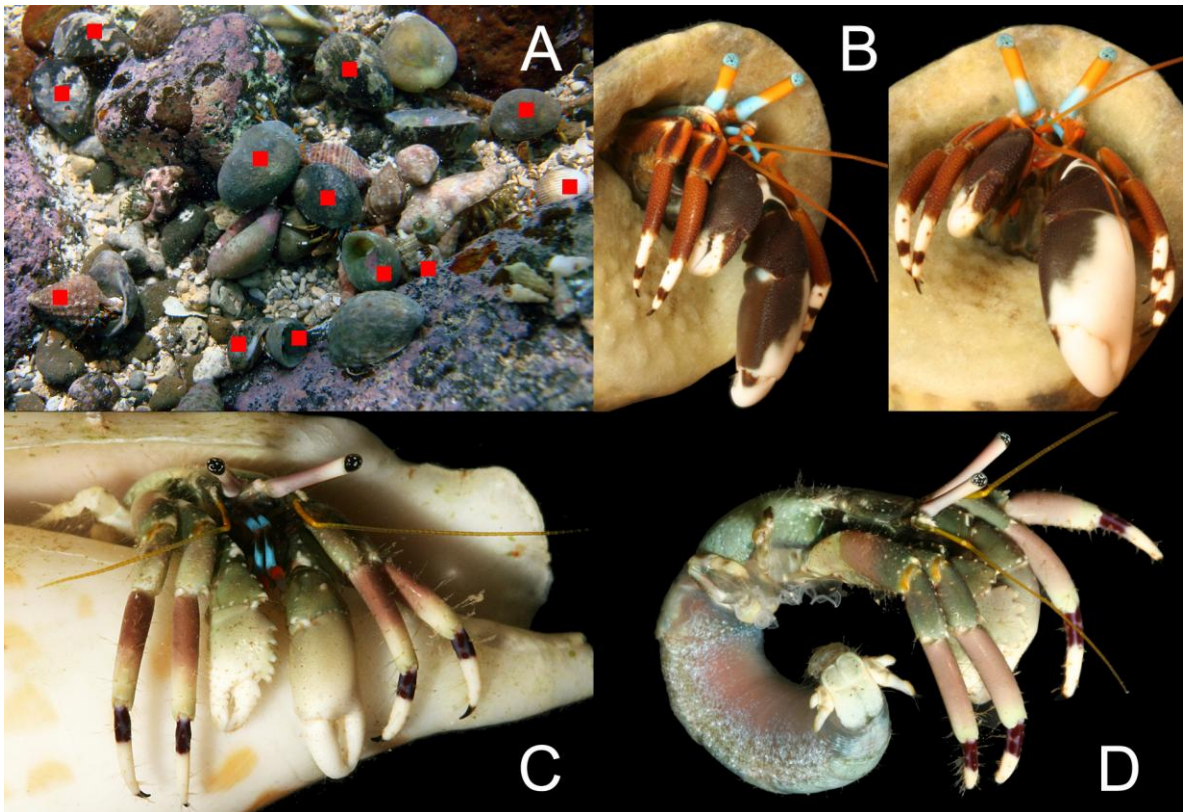


***Calcinus latens* (Randall, 1840)**

*Calcinus latens* (Figure 14 C-D) - Coll. Anker & Michonneau, 2008, St. MAY08-St1, Mboianatsa reef, UF 14969; St. MAY08-St5/6, S pass, on sand bottom, UF16560. - BIOTAS collections, Glorioso, 3-7 May 2009, det. J. Poupin from photo, St. GLOR-12, exposed reef flat, abrasion platform, 1-3 m, specimen MEPA 1250, 1282, 1324. - Mayotte, KUW fieldwork November 2009, St. 5, Great north east reef, 1 m, 1 male SI 5.7 mm, Lc 10.7 mm, Lt about 28 mm, MNHN-Pg8463; St. 6, Badamiers spillway, intertidal, 2 males SI 3.5 and 3.5 mm, 1 specimen in shell, MNHN-Pg8464; St. 8, Great north-eastern reef, 6-8 m, 2 males SI 2.9 and 3.1 mm, MNHN-Pg8465, 8 males SI 2.2-5.2 mm, MNHN-Pg8466; St. 12 'La Prévoyante' reef, 6-12 m and St. 15, islet Mtsamboro, 0-3 m, field notes only, no samples; St. 20a, islet M'tzamboro, intertidal, 1 ovigerous female SI 2.2 mm, 1 female 2.2 mm, MNHN-Pg8507; St. 26, Mutsumbatsou reef flat, intertidal, 2 males SI 3.2 and 3.9 mm, MNHN-Pg8467.

Distribution. – Widespread in the IWP. Persian Gulf, Eastern Africa, Madagascar, Mayotte, Glorioso, Seychelles, Réunion, Mauritius, Cocos and Christmas, Australia, Indonesia, Thailand, Taiwan, Japan, New Guinea, New Caledonia, Loyalty, Lord Howe, Norfolk, Wallis & Futuna, French Polynesia. In coral rubble, sometimes in coral branches (e.g. *Pocillopora*), intertidal to subtidal.

Remarks. – Very common in intertidal and shallow subtidal zone of Mayotte. This species can be identified by the dark-red ring at base of dactyls of ambulatory legs (see Fig. 14 C-D). *Calcinus latens* as accepted nowadays is a complex of species. Specimens from Mayotte region belong to the typical IWP form whereas populations of Oman and Hawaii are slightly different (see Malay & Paulay, 2009) and will probably be separated as distinct species in the future.



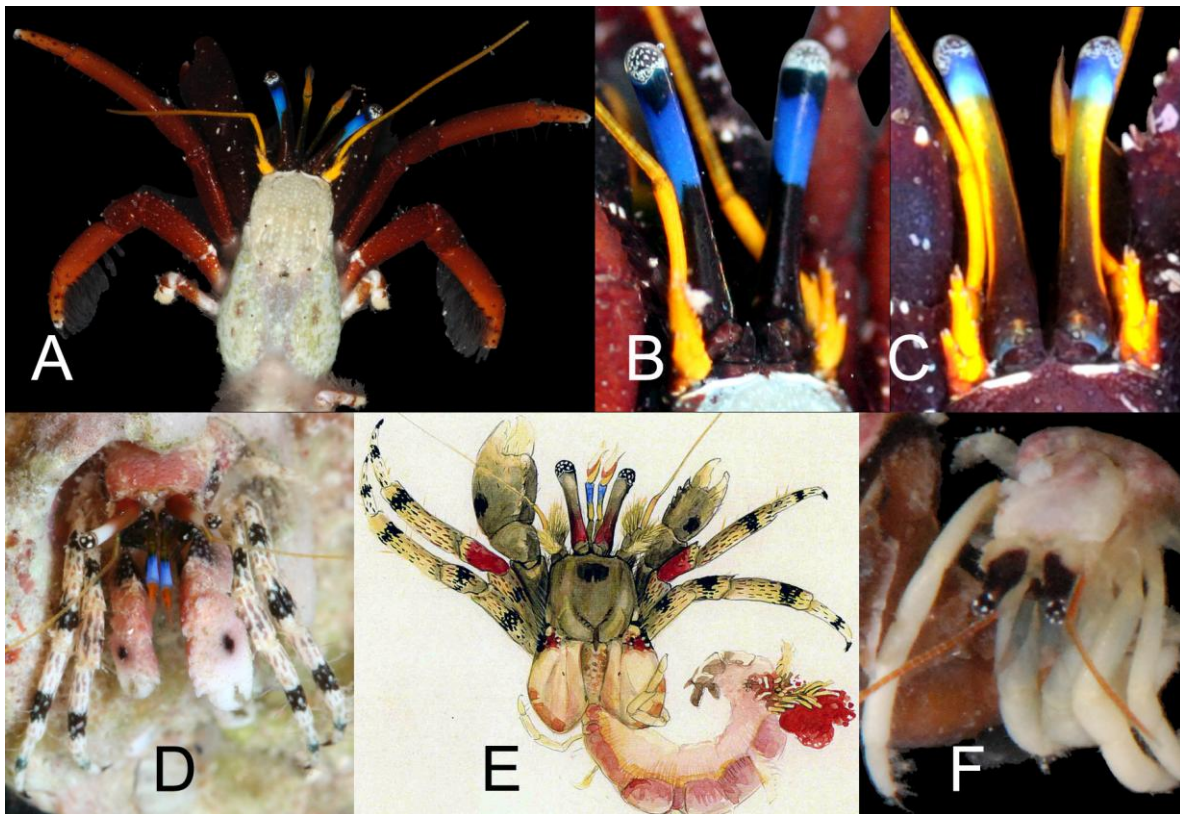
**Figure 14.** A-B) *Calcinus laevimanus*. A) Colony at Mayotte, St. 20, depth about 0.5 m, each red square identify a shell occupied by an hermit crab *C. laevimanus*; B) 1 male SI about 4.9 mm, in its shell, lateral and frontal view, Mayotte, St. 31, MNHN-Pg8462. C-D) *Calcinus latens*. C) 1 male SI 3.1 mm, in its shell, frontal view, Mayotte, St. 8, MNHN-Pg8465; D) 1 male SI 5.7 mm, Lt about 28 mm, lateral view, Mayotte, St. 5, MNHN-Pg8463.

### *Calcinus morgani* Rahayu & Forest, 1999

*Calcinus gaimardii* - Fourmanoir, 1955: 29 (Comoros, Mohéli, Numa Choa; ?not *C. gaimardii* (H. Milne Edwards, 1848); due to indication that ocular peduncles are blue distally, this is probably *C. morgani* rather than *C. gaimardii*; see Remarks). - *Calcinus morgani* - Geysier Bank, between Mayotte and Glorioso, 12°22'S, 46°33'E, photograph V. Dinhut. - Coll. Anker & Michonneau, 2008, St. MAY08-St2, Mayotte, Tanaraki reef, UF 13718. - BIOTAS collections, Glorioso, 3-7 May 2009, det. J. Poupin from photo, St. GLOR-4, patch reef, near anchorage, 3-6 m, specimen MEPA 1950; St. GLOR-12, exposed reef flat, abrasion platform, 1-3 m, specimens MEPA 1270, 1275, 1280 (Figure 15 A).

Distribution. – IWP. Eastern Africa (South Africa, Somalia), Madagascar, Comoros, Mayotte, Glorioso, Seychelles, Réunion, Indonesia, Australia, Malaysia, Vietnam, Taiwan, Japan, Marianas, Papua New Guinea, Vanuatu, Wallis & Futuna, French Polynesia. Intertidal and shallow subtidal zone.

Remarks. – Before its description by Rahayu & Forest (1999) *Calcinus morgani* was confused with *C. gaimardii* (H. Milne Edwards, 1848). These species are similar for dark brown color of chelipeds and ambulatory legs but can be easily separated by distinct coloration of their ocular peduncles, as illustrated on figure 15 B-C. Presence of *C. morgani* is confirmed here for Mayotte region based on A. Anker determination and color photographs examined from Geysier bank (V. Dinhut) and Glorioso (BIOTAS team). Presence of *Calcinus morgani* is also confirmed here for the Seychelles (Silhouette Island), based on a color photograph transmitted by P. Hogarth to the first author (20 August 2007). *Calcinus gaimardii* is known with certainty from the Pacific only.



**Figure 15.** A-B) *Calcinus morgani*. A) Glorioso, specimen MEPA 1280 (photo BIOTAS team, courtesy M. Malay); B) Detail of coloration of ocular peduncles, specimen from Moorea. C) *Calcinus gaimardii*, detail of coloration of ocular peduncle, specimen from New Caledonia. D) *Calcinus* aff. *pulcher*, Mayotte, 1 specimen SI 3.8 mm, St. 20b, MNHN-Pg8468. E) *Calcinus pulcher*, Cauda Bay, Nhatrang, Vietnam, type locality, ‘red-knee’ typical form with carpus of P2 in brilliant red (watercolor from R. Serène archives, artist ‘M<sup>r</sup> Vam’, 24 May 1954). F) *Calcinus* aff. *vachoni*, Glorioso, specimen MEPA 925 (photo BIOTAS team, courtesy M. Malay).




***Calcinus* aff. *pulcher* Forest, 1958**

*Calcinus* aff. *pulcher* (Figure 15 D) - BIOTAS collections, Glorioso, 3-7 May 2009, det. J. Poupin from photo, St. GLOR-2, reef platform and shallow canyons with dead *Acropora digitifera* head, 7-14 m, specimen MEPA 921, 929; St. GLOR-10, near military base, reef slope, 15-20 m, specimen MEPA 1216. - Mayotte, KUW fieldwork November 2009, St. 20b, islet M'tzamboro, 10-15 m, , as '*Calcinus pulcher* St. 14 (sic)' in Bouchard *et al.*, 2009: photo p. 99, 1 specimen in its shell, Sl 3.8 mm, MNHN-Pg8468; St. 23, Choizil pass, 15-30 m, 1 ovigerous female Sl 2.3 mm, Lt about 14 mm, MNHN-Pg8469.

Distribution. – *Calcinus pulcher* sensu lato (including *C.* aff. *pulcher* of this study) is an IWP species reported in Mayotte region, Seychelles, Réunion, Cocos-Keeling, Vietnam, Taiwan, Indonesia, Japan, Palau, New Caledonia and Loyalty Islands. However, based on color pattern (compare Fig. 15 D-E) and DNA sequences (*cf.* Malay & Paulay, 2009) there is a distinct population of *C. pulcher* in the WIO, including the present records for Mayotte region and also the record from Réunion Island by Poupin (2009).

Remarks. – Free or living in coral branches, subtidal to about 30-40 m.



**Figure 16.** A-D) *Calcinus rosaceus*, Mayotte. A) frontal view, specimen alive in its shell, St. 23, MNHN-Pg8475; B) 1 male Sl 4.5 mm, lateral view, St. 14, MNHN-Pg8474; C) 1 male with deep violet coloration, Sl 3.1 mm, Lc 6.0 mm, St. 3, MNHN-Pg8470; D) 1 juvenile with distinct color pattern, Sl 1.5 mm, St. 14, MNHN-Pg8474. E) *Calcinus haigae*, specimen from Moorea, French Polynesia (photo G. Paulay).

### ***Calcinus rosaceus* Heller, 1861**

*Calcinus rosaceus* (Figure 16 A-D) - BIOTAS collections, Glorioso, 3-7 May 2009, det. J. Poupin from photo, St. GLOR-2, reef platform and shallow canyons with dead *Acropora digitifera* head, 7-14 m, specimen MEPA 923, 924, 928, 942, 1936; St. GLOR-4, patch reef, near anchorage, 3-6 m, specimen MEPA 1938; St. GLOR-5, reef slope East side, 17 m, specimen MEPA 1230; St. GLOR-10, near military base, reef slope, 15-20 m, specimens MEPA 1212, 1213, 1217, 1218; St. GLOR-14, fore reef platform, 13-14.5 m, specimen MEPA 1495, 1499, 1515; St. GLOR-19, fore reef platform and dead small *Pocillopora*, 13-14 m, specimen MEPA 1622. - Mayotte, KUW fieldwork November 2009, St. 3, Trévani fringing reef, 1-8 m, 1 male SI 3.1 mm, Lc 6.0 mm, MNHN-Pg8470; St. 4, 'La Prévoyante' reef, 6-10 m, 1 female SI 5.1 mm, Lt about 29 mm, MNHN-Pg8471; St. 8, Great north-eastern reef, 6-8 m, 1 male SI 4.3 mm, MNHN-Pg8472; St. 12, 'La Prévoyante' reef, 6-12 m, 1 ovigerous female SI 2.7 mm, Lc 4.2 mm, 4 specimens in shells, MNHN-Pg8473; St. 14, 'La Prudente' bank, 15-17m, as '*Clibanarius* aff. *spicatus* St. 14' in Bouchard *et al.*, 2009: photos p. 99, 1 male SI 4.5 mm, 1 juvenile SI about 1.5 mm, 3 males SI 4.2-4.6 mm, 1 female SI 3.3 mm, 4 juveniles, MNHN-Pg8474; St. 20a, islet M'tzamboro, 0-1 m, 1 male SI 2.5 mm, MNHN-Pg8505; St. 21b, islet Choizil, 15-20 m, 1 specimen in shell (collected with *Pylopaguropsis* and *Areopaguristes*), MNHN-Pg8506; St. 23, Choizil pass 'Patate à Teddy', 15-30 m, 2 males SI 3.2-3.8 mm, 2 ovigerous females SI 3.8 and 4.2 mm, 4 specimens in shells, MNHN-Pg8475; St. 25, islet M'tzamboro, 15-20 m, 7 specimens in shells, MNHN-Pg8476; St. 30, Rani reef, 3-15 m, 1 juvenile, with coloration distinct from adults, MNHN-Pg8504; St. 32, islet M'tzamboro, 6-21 m, 1 male SI 3.2 mm, 1 specimen in shell, MNHN-Pg8477.

Distribution. – WIO. Red Sea, Gulf of Aqaba, Gulf of Aden, Mayotte and Glorioso (first record), Réunion, Mauritius.

Remarks. – In *Calcinus* the aspect of the terminal margin of the ocular scale is an important specific character, with two states: 1) a single terminal spine, and 2) several terminal spines. Although *Calcinus rosaceus* belongs to state 2 it has been observed that an ovigerous female at St. 4 has a single terminal spine on its ocular scale. This kind of variation can lead to misidentification when using traditional keys, such as in Poupin & McLaughlin (1998).

*Calcinus rosaceus* has affinities with *Calcinus haigae* Wooster, 1984 which is known with certainty from the Pacific Ocean (see Malay & Paulay, 2009, fig. 5). *Calcinus haigae* is reported in the Indian Ocean by Gherardi & McLaughlin (1994; Mauritius), Hogarth *et al.* (1998; Maldives) and McLaughlin & Hogarth (1998; Seychelles). According to McLaughlin & Hogarth (1998: 6) these records (at least Mauritius) are based on the fact that the color pattern of P2/P3 is 'not uniform'. However, observations made for this study show that color of *C. rosaceus* can varies for the adults (Fig. 16 A-C) and juveniles (Fig. 16 D). In juveniles color variation includes spots on P2/P3, a pattern also observed in juveniles of *C. morgani* from Japan (Komai, 2004). Therefore, in the Indian Ocean, previous records of *C. haigae* with color pattern of P3 'not uniform' are potentially based on juveniles of *C. rosaceus*. Although the presence of *C. haigae* in the Indian Ocean cannot be excluded, it should be confirmed by observation of typical adult color pattern, with pink spots at tip of P2/P3 (see Fig. 16 E), and/or by DNA sequences as Malay & Paulay (2009: 650, fig. 5) show that they are useful to distinguish *C. haigae* and *C. rosaceus*.

### ***Calcinus* aff. *vachoni* Forest, 1958**

*Calcinus* aff. *vachoni* (Figure 15 F) - BIOTAS collections, Glorioso, 3-7 May 2009, det. J. Poupin from photo, St. GLOR-2, reef platform and shallow canyons with dead *Acropora digitifera* head, 7-14 m, specimen MEPA 925. - Mayotte, KUW fieldwork November 2009, St. 23, Choizil pass 'Patate à Teddy', 15-30 m, 1 male Lc 1.4 mm, MNHN-Pg8478.

Distribution. – IWP for *Calcinus vachoni* sensu lato (including *C. aff. vachoni* of this study). Mayotte, Glorioso, Réunion, Mauritius, western Australia, Taiwan, Japan, Micronesia, French Polynesia, Easter Island. Malay & Paulay (2009) have recognized a cryptic population of *C. vachoni* in the Mascarene. Specimens reported here as *C. aff. vachoni* belong to this population as are the specimen illustrated from Réunion by Poupin (2009: 67) and probably also previous records of *C. vachoni* from Mauritius.

Remarks. – The small specimen of *C. aff. vachoni* collected during the KUW fieldwork was mixed with a lot of others pagurids. It is identified based on few remains of color, including: black patches on the ocular peduncles; dark blue distal segment of antennular peduncles; orange distal segment of antennae. Additionally, the distal pilosity of P3 is more furnished than on distal P2 but without making a brush of setae, as observed in typical *C. vachoni*.

### ***Ciliopagurus* *tricolor* Forest, 1995**

*Ciliopagurus tricolor* (Figures 3 D, 17 A) - Geyser Bank, between Mayotte and Glorioso, 12°22'S, 46°33'E, from photograph by V. Dinhut. - Coll. Anker & Michonneau, 2008, St. MAY08-St1, Mboianatsa reef, UF 14968; St. MAY08-St5/6, S pass, UF15297. - BIOTAS collections, Glorioso, 3-7 May 2009, det. J. Poupin from photo, St. GLOR-12, exposed reef flat, abrasion platform, 1-3 m, specimen MEPA 1279. - Mayotte, KUW fieldwork November 2009, St. 5, seagrass bed and coral rubbles, 1 m, 1 male SI 3.9 mm, in its shell, 1 male SI 5.1 mm, 1 female SI 5.0 mm, 1 juvenile in its shell, MNHN-Pg8541; St. 26, Mutsumbatsou reef flat, intertidal, 1 male SI 5.7 mm, MNHN-Pg8542; St. 28, islet Mbouini, 3-20 m, 1 specimen in cone shell SI 3.5 mm, MNHN-Pg8543.

Distribution. – WIO. Eastern Africa (Somalia, Kenya, Tanzania, Zanzibar, Mozambique), Europa, Madagascar, Mayotte and Glorioso (first record), Réunion. Perhaps also ?Chagos. Intertidal to 5-30 m.

Remarks. – This beautiful hermit crab is easily recognizable by its orange chelae and legs banded with composite colored rings (median pale blue ring flanked by two bright red rings). This color pattern is used by Poupin & Malay (2009) to separate *C. tricolor*, probably endemic to WIO, from sibling species in the Pacific (e.g. *C. vakovako* Poupin, 2001; *C. galzini* Poupin & Malay, 2009).

### ***Clibanarius* *englaucus* Ball & Haig, 1972**


*Clibanarius englaucus* (Figure 17 B-D) - BIOTAS collections, Glorioso, 3-7 May 2009, det. J. Poupin from photo, St. GLOR-13, in front of Military camp, 'Îlot aux crabes', intertidal, specimen MEPA 1351. - Mayotte, KUW fieldwork November 2009, St. 2, from Trévani to Kangani Mangrove, intertidal, 9 specimens in their shells, MNHN-Pg8479; St. 6, Badamiers spillway, intertidal, 1 male SI 1.9 mm, Lt about 13 mm, 1 female SI 1.2 mm, Lt about 6.4 mm, 1 ovigerous female SI 1.8 mm, 5 additional small specimens in shells, MNHN-Pg8481; St. 29, Mboianatsa beach, intertidal, as '*Clibanarius* cf. *virescens* St. 29' in Bouchard *et al.*, 2009: photos p. 95, 1 male SI 3.1 mm, Lt about 17 mm, MNHN-Pg8480.

Distribution. – IWP. Mayotte and Glorioso (first record), Indonesia, Taiwan, Japan, Papua New Guinea. This is the first record of the species in the Indian Ocean.

Remarks. – A small-sized hermit crab. A small female (SI 1.2 mm) is already ovigerous. The species was collected in the intertidal and subtidal, with *Clibanarius virescens*. The coloration, illustrated on figure 17 B-C, overall corresponds to that described by Haig & Ball (1988) and to color illustrations given for Taiwanese specimens by Yu & Foo (1991, under '*Clibanarius humilis*') and McLaughlin *et al.* (2007: 123). On Mayotte specimens the color pattern varies somewhat with size as illustrated on figure 17 D for a male juvenile SI 1.9 mm (blue tints present on propodi of ambulatory legs). *Clibanarius englaucus* has affinities with *Clibanarius merguensis* De Man, 1888 already reported in the area (Kenya, Madagascar, Mauritius). McLaughlin *et al.*



(2007: 123, 133) have illustrated both species in color. Although coloration have some resemblances in both species, the longitudinal dorso-mesial stripe on ocular peduncles is brown in *C. englaucus* instead of blue in *C. merguensis*, and the carpi and propodi of P3 are dark brown in adults of *C. englaucus* instead of having brown, orange and bluish tints in *C. merguensis*.




**Figure 17.** A) *Ciliopagurus tricolor*. 1 male SI 3.9 mm in its shell, Mayotte, St. 5, MNHN-Pg8541. B-D) *Clibanarius englaucus*. 1 male in its shell SI 3.1 mm, Lt about 17 mm, Mayotte, St. 29, MNHN-Pg8480, B) frontal view, C) dorsal view; D) variation of P2-P3 coloration (slightly altered by preservative) in a male juvenile SI 1.9 mm, Mayotte, St. 6, MNHN-Pg8481.

### ***Clibanarius eurysternus* Hilgendorf, 1878**

*Clibanarius eurysternus* (Figure 18 A) - BIOTAS collections, Glorioso, 3-7 May 2009, det. J. Poupin from photo, St. GLOR-12, exposed reef flat, abrasion platform, 1-3 m, specimen MEPA 1278. - Mayotte, KUW fieldwork November 2009, St. 10, islet Quatre Frères, intertidal, 1 male SI 3.9 mm, Lt about 35 mm, MNHN-Pg8482, 3 males SI 3.8-5.0 mm, 3 ovigerous females, SI 3.4-3.9 mm, MNHN-Pg8483, 6 specimens in their shells, MNHN-Pg8484; St. 26, Mutsumbatsou reef flat, intertidal, 2 males SI 3.8 and 4.6 mm, 1 ovigerous female SI 3.3 mm, MNHN-Pg8485; St. 26b, coll. V. Dinhut, 1 male SI 5.0 mm, Lt about 43 mm, MNHN-Pg8486; St. 29, Mboianatsa beach, intertidal, 1 specimen in its shell, MNHN-Pg8487; St. 38, Chiconi/Sada bay, intertidal, coll. J.-M. Bouchard and V. Dinhut, 1 female SI 3.6 mm, Lt about 26 mm, MNHN-Pg8488.

Distribution. – IWP. Eastern Africa (Somalia, Kenya, Mozambique), Madagascar, Mayotte and Glorioso (first record), Singapore, Vietnam, Taiwan, Japan, Philippines, Australia, Wallis & Futuna, French Polynesia.

Remarks. – A medium-sized species easily identifiable by its color pattern as illustrated on figure 18 A. Although it is rather common in the intertidal this is apparently the first record for Mayotte.



**Figure 18.** A) *Clibanarius eurysternus*. 1 male SI 3.9 mm, Lt about 35 mm, Mayotte, St. 10, MNHN-Pg8482. B) *Clibanarius humilis*. 1 specimen alive in its shell, frontal and lateral view, Mayotte, St. 10, MNHN-Pg8489. C) *Clibanarius laevimanus*. 1 specimen alive in its shell, Mayotte, St. 1, MNHN-Pg8490. D) *Clibanarius longitarsus*. 1 male SI 5.7 mm, Lt about 34 mm, frontal and lateral view, Mayotte, St. 2, MNHN-Pg8495.

***Clibanarius humilis* (Dana, 1851)**

*Clibanarius humilis* (Figure 18 B) - Mayotte, KUW fieldwork November 2009, St. 10, islet Quatre Frères, intertidal, 1 specimen in its shell, MNHN-Pg8489; St. 20a, islet M'tzamboro, north-eastern beach, intertidal, 1 male SI 2.4 mm, MNHN-Pg8503.

Distribution. – IWP. Eastern Africa, Mayotte (first record), Réunion, Mauritius, Rodriguez, Indonesia, Taiwan, Japan, New Caledonia, Wallis & Futuna, Cook, French Polynesia. Intertidal.

Remarks. – A small-sized hermit crab that can be recognized by its color pattern as illustrated on figure 18 B. It can be confused with *Clibanarius ransonii* Forest (1953) which is distinct by subtle differences in coloration, including a continuous lateral white band on P2 and P3 propodi. *Calcinus ransonii* is known in Vietnam, Indonesia, Taiwan, Wallis & Futuna, French Polynesia but has still not be reported in WIO.

### ***Clibanarius laevimanus* Buitendijk, 1937**

*Clibanarius laevimanus* (Figure 18 C) - Mayotte, KUW fieldwork November 2009, St. 1, Trévani Beach, intertidal, as '*Clibanarius cf. striolatus*, St. 1' in Bouchard *et al.*, 2009: photo p. 96, 1 specimen in shell, MNHN-Pg8490; St. 2, from Trévani to Kangani Mangrove, intertidal, 1 specimen in its shell, MNHN-Pg8491; St. 6, Badamiers spillway, intertidal, 2 males SI 2.7 and 3.2 mm, Lt about 20 mm, 1 specimen in shell, MNHN-Pg8492, 36 juveniles in shells, MNHN-Pg8493; St. 10, islet Quatre Frères, intertidal, 2 specimens in shells, MNHN-Pg8494.

Distribution. – IWP. Eastern Africa (Somalia, Kenya), Madagascar, Mayotte (first record), Indonesia, Philippines.

Remarks. – In a first step (Bouchard *et al.*, 2009: 96) these specimens were attributed to *Clibanarius cf. striolatus* (Dana, 1852). *Clibanarius laevimanus* and *C. striolatus* are both reported in WIO. They are closely related, with similar color pattern (*cf.* color photographs of *C. striolatus* from Taiwan in McLaughlin *et al.*, 2007 and from New Caledonia in Poupin & Juncker, 2010), and characters used to separate them are in need of revision. However, with Rahayu & Forest (1992) key and comments it seems more correct to attribute the specimens from Mayotte to *C. laevimanus*, based on the following characters: dactyl of the chela shorter than palm; dorsal surface of the chela (palm and dactyl) with low tubercles; P3 dactyl/propodus ratio greater than 1; and longitudinal color bands on P2, P3 discontinuous, not reaching distal parts of each segments. This last character is evident on partly discolored specimens examined after the fieldwork but it is less noticeable on live specimens with longitudinal bands of propodi almost reaching the distal margin (see Fig. 18 C).

### ***Clibanarius longitarsus* (De Haan, 1849)**

*Clibanarius longitarsus* (Figure 18 D) - Mayotte, KUW fieldwork November 2009, St. 2, Kangani Mangrove, intertidal, 1 male SI 5.7 mm, Lt about 34 mm, 2 specimens in shells, MNHN-Pg8495; St. 6, Badamiers spillway, intertidal, 1 male SI 2.9 mm, Lt about 18 mm, MNHN-Pg8496.

Distribution. – Widespread in the IWP. Red Sea, eastern Africa (Eritrea, Tanzania, Kenya, Mozambique), Madagascar, Mayotte (first record), Indonesia, Australia, Taiwan, Japan, New Caledonia. Intertidal and mangrove.

Remarks. – A large-sized hermit crab remarkable by blue sky longitudinal bands on ambulatory legs, as illustrated on figure 18 D. The species is ubiquitous. It prefers mangrove and sandy-muddy beaches but can be occasionally collected on rocky shores, in tide pools.

### ***Clibanarius rhabdodactylus* Forest, 1953**

*Clibanarius rhabdodactylus* (Figure 19 A-B) - Mayotte, KUW fieldwork November 2009, St. 10, islet Quatre Frères, intertidal, as '*Clibanarius eurysternus*, St. 10' in Bouchard *et al.*, 2009: photo p. 96, 1 male SI 3.3 mm, Lc 7.7 mm, Lt about 21 mm, MNHN-Pg8497.

Distribution. – Indonesia and French Polynesia. Mayotte, first record in the Indian Ocean.

Remarks. – This is the first record of this species in the Indian Ocean. Its color pattern matches well that of the type species, as described by Forest (1953: 449). According to Forest (1953: 450), *Clibanarius rhabdodactylus* has affinities with *C. signatus* Heller, 1861 from Pakistan, Persian Gulf, Gulf of Oman, Gulf of Aden, and Red Sea, but it is distinct by having only 1 longitudinal strip on the ocular peduncle and 4 longitudinal stripes on the cephalic shield. A color photograph of *C. signatus* is in Moradmand & Sari (2007: 36, fig. 2E).




***Clibanarius virescens* (Krauss, 1843)**

*Clibanarius virescens* (Figure 19 C-E) - BIOTAS collections, Glorioso, 3-7 May 2009, det. J. Poupin from photo - St. GLOR-14, fore reef platform; 13-14.5 m, specimen MEPA 1426, St. GLOR-16, reef flat all along coast of 'Grande Glorieuse', 0-3 m, specimens MEPA 1441, 1443, 1444; St. GLOR-12, exposed reef flat, abrasion platform, 1-3 m, specimen MEPA 1277; St. GLOR-14, fore reef platform, 13-14.5 m, specimens MEPA 1421, 1426; St. GLOR-16, reef flat all along coast of Grande Glorieuse, 0-3 m, specimen MEPA 1439, 1441-44. - Mayotte, KUW fieldwork November 2009, St. 3, Trévani fringing reef, 1-8 m, 1 male SI 3.3 mm (discolored) MNHN-Pg8498; St. 6, Badamiers spillway, intertidal, 16 specimens in shell, MNHN-Pg8499; St. 20a, , 1 ovigerous female (eggs red) SI 2.8 mm, 8 specimens in shells, MNHN-Pg8500; St. 29, Mboianatsa beach, intertidal, 1 ovigerous female SI 2.9 mm, MNHN-Pg8501; St. 31, Bandréle 'Musical beach', intertidal, 1 male SI 3.5 mm, Lt about 23 mm, 2 males SI 2.8 and 3.2 mm, Lt about 16 and 19 mm, 1 female SI 3.2 mm, 1 ovigerous female SI 3.2 mm, Lt about 17 mm, 15 specimens in shells, MNHN-Pg8502.

Distribution. - IWP. Eastern Africa (Somalia, Tanzania, Kenya, Mozambique, South Africa), Madagascar, Mayotte and Glorioso (first record), Seychelles, Réunion, Rodriguez, Indonesia, Thailand, Taiwan, Japan, Australia, New Caledonia, Fiji. Intertidal and subtidal.

Remarks. - A small-sized hermit crab, common in the intertidal. Specimens at Mayotte St. 31 were carefully compared with specimens from New Caledonia in MNHN collection. They are similar for morphology and coloration.




**Figure 19.** A-B) *Clibanarius rhabdodactylus*. 1 male SI 3.3 mm, Lc 7.7 mm, Lt about 21 mm, Mayotte, St. 10, MNHN-Pg8497, A) frontal view, specimen alive, B) dorsal view, preserved specimen, coloration slightly altered by preservative. C-E) *Clibanarius virescens*. 1 male SI 3.5 mm, Lt about 23 mm, Mayotte, St. 31, MNHN-Pg8502, C) lateral view, in shell, E) dorsal view; D) 1 specimen alive in shell SI 3.0 mm, frontal view, Mayotte, St. 20, MNHN-Pg8500.

***Dardanus deformis* (H. Milne Edwards, 1836)**

*Pagurus deformis* - Fourmanoir, 1955: 29 (Comoros: Mohéli, Numa Choa, 0.8 m). - *Dardanus deformis* (Figure 20 A-B) - Dechancé, 1964: 33 (Mayotte, coll. Crosnier, September 1959, 1 female 14 mm, MNHN). - BIOTAS collections, Glorioso, 3-7 May 2009, det. J. Poupin from photo, St. GLOR-12, exposed reef flat, abrasion platform, 1-3 m, specimen MEPA 1370. - Mayotte, KUW fieldwork November 2009, St. 12b, La Prévoyante reef, 6-12 m, 1 female SI 6.2 mm, Lt about 30 mm, MNHN-Pg8443; St. 38, Chiconi/Sada, bay, 1 female SI 9.1 mm, Lt about 60 mm, in giant land snail (*Achatina*) shell, with anemones on the shell, MNHN-Pg8444.

Distribution. – IWP. Red Sea, eastern Africa (Somalia, Kenya, Tanzania, Mozambique), Madagascar, Comoros, Mayotte, Glorioso, Seychelles, Réunion, Mauritius, Maldives, Taiwan, Australia, Philippines, Mariana, Fiji, Cook, French Polynesia, Hawaii. Subtidal.

Remarks. – A medium-sized hermit crab common in shallow waters. On preserved specimens it is distinct by the aspect of outer face of P3 propodus with a prominent longitudinal ridge as illustrated on figure 20 A. When diving at night it can be easily recognized by the bright green color of its corneas (see Fig. 20 B).



**Figure 20.** A-B) *Dardanus deformis*. A) lateral view showing aspect of outer face of P3 propodus, 1 female, SI 6.2 mm, Lt about 30 mm, Mayotte, St. 12, MNHN-Pg8443; B) Specimen *in situ*, showing green corneas, Réunion Island, copyright L. Bêche. C) *Dardanus gemmatus*, Mayotte lagoon at night, copyright M. Allaria. D) *Dardanus guttatus*, Mayotte, St. 12, La Prévoyante reef, 6-11 m (not collected).

### ***Dardanus gemmatus* (H. Milne Edwards, 1848)**

*Dardanus gemmatus* - Dechancé, 1964: 33 (M'tzamboro reef, intertidal, coll. Crosnier September 1959, 1 male 15 mm, MNHN). - Photo M. Allaria, Mayotte, lagoon at night, not collected (Figure 20 C).

Distribution. – IWP. Madagascar, Mayotte, Réunion, Mauritius, Australia, Japan, Mariana, New Caledonia, Loyalty Islands, French Polynesia, Hawaii.

Remarks. – A medium to large-sized hermit crab. It can be confused with *Dardanus pedunculatus* with similar red rings on the ocular peduncles but it is distinct by the presence of tubercles over the entire outer face of the big chela. In *D. pedunculatus* this face can have few tubercles on its upper half but is smooth on its lower half (see Fig. 21 E).

### ***Dardanus guttatus* (Olivier, 1812)**

*Dardanus guttatus* (Figure 3 B, 20 D) - Dechancé, 1964: 33 (Mayotte, coll. Crosnier, September 1959, inner barrier reef, 1 male 45 mm, dredge on fine sand bottom, 50 m, 1 male 7 mm, MNHN). - BIOTAS collections, Glorioso, 3-7 May 2009, det. J. Poupin from photo, St. GLOR-4, patch reef, near anchorage, 3-6 m, specimen MEPA 1959; St. GLOR-12, exposed reef flat, abrasion platform, 1-3 m, specimen MEPA 1269. - Mayotte, KUW fieldwork November 2009, St. 12c, La Prévoyante reef at night, 6-12 m, in situ photo only, specimen not collected; St. 17, North reef, 22 m, field notes only, no specimen collected - Photo Y. Gildas, Mayotte Internet [7].

Distribution. – Common in the IWP. Eastern Africa (Somalia, Kenya, Tanzania, Mozambique), Madagascar, Mayotte, Glorioso, Seychelles, Chagos, Indonesia, China Sea, Taiwan, Mariana, New Guinea, Australia, New Caledonia, Loyalty, Wallis & Futuna, Samoa, Cook, French Polynesia. Subtidal to about 20 m.

Remarks. – A medium to large-sized hermit crab, sometimes called the 'blue-knee hermit crab'. It can be easily recognized during a dive at night by the greenish-blue patches on the carpi of chelipeds and ambulatory legs (see Fig. 20 D).


### ***Dardanus lagopodes* (Forskål, 1775)**

*Dardanus sanguinolentus* - Dechancé, 1964: 34 (Mayotte, coll. Crosnier, dredge in lagoon, 51 m, MNHN; *Dardanus sanguinolentus* (Quoy & Gaimard, 1825) is a junior synonym of *D. lagopodes*). - *Dardanus lagopodes* (Figures 3 C, 21 A-C) - BIOTAS collections, Glorioso, 3-7 May 2009, det. J. Poupin from photo, St. GLOR-1, patch reef, near anchorage, 2-4 m, specimen MEPA 884; St. GLOR-2, reef platform and shallow canyons with dead *Acropora digitifera* head, 7-14 m, specimens MEPA 922, 930, 943, 1949; St. GLOR-4, patch reef, near anchorage, 3-6 m, specimens MEPA 1954, 1955, 1958; St. GLOR-12, exposed reef flat, abrasion platform, 1-3 m, specimen MEPA 1276; St. GLOR-18, fore reef platform, 13-14.5 m, specimen MEPA 1266. - Mayotte, KUW fieldwork November 2009, St. 3b, Trévani fringing reef at night, 1-8 m, photo in situ only, specimen not collected; St. 4, La Prévoyante reef, 6-10 m, field observation only, no specimen collected; St. 5, North east reef, seagrass bed, 1 m, 1 male Sl 6.0 mm, Lt about 50 mm, red carpi form, 1 male Sl 5.4 mm, Lt about 35 mm, brown carpi form, MNHN-Pg8445; St. 14, La Prudente bank, 15-17 m, field observation; St. 15, islet Mtsamboro, 1 m, field observation; St. 19, islet Handrema, 6-10 m, 1 male Sl 1.8 mm, Lt about 12 mm; St. 20a, islet M'tzamboro, 1 m, 1 male Sl 6.9 mm, Lt about 47 mm, MNHN-Pg8446; St. 23, Choizil pass 'Patate à Teddy', 15-30 m, 1 male Sl 4.8 mm, Lt about 33 mm, 1 ovigerous female Sl 5.1 mm, Lt 34 mm, MNHN-Pg8447; St. 25, islet M'tzamboro, 15-20 m, field observation; St. 26, Mutsumbatsou reef flat, low intertidal, 1 male Sl. 1.9 mm, Lt about 13 mm; St. 31, Bandrélé 'Musical beach', low intertidal, 1 male Sl 1.8 mm, Lt about 11.8 mm, MNHN-Pg8532; St. 35, Surprise reef, Longoni pass, 4-25 m, 1 ovigerous female Sl 4.7 mm, Lt about 33 mm, MNHN-Pg8448.



Distribution. – Widespread in the IWP. Red Sea, Gulf of Aden, Persian Gulf, Eastern Africa, Madagascar, Mayotte, Glorioso, Seychelles, Réunion, Mauritius, Maldives, Malaysia, Indonesia, Taiwan, Japan, Philippines, Mariana, New Guinea, Australia, New Caledonia, Loyalty, Wallis & Futuna, Samoa, Cook, French Polynesia, Hawaii. Low intertidal to subtidal (25-30 m).

Remarks. – A medium-sized hermit crab very common in Mayotte. Juveniles specimens from Mayotte at St. 19, 26, 31 are attributed with hesitation to *Dardanus lagopodes*. They still have remains of coloration on ambulatory legs that are similar to the adults but the abdomen bears pleopods that are not seen in the adults: four on the left side and three (smaller) on the right side. As often reported for this species (e.g. McLaughlin *et al.*, 2007: 91; Poupin & Juncker, 2010: 231) two color morphs have been observed in Mayotte, carpi of chelipeds and ambulatory legs being either brown or bright red (compare Fig. 21 B-C). According to M. Malay (pers. com.) the blue knee and red knee morphs of specimens collected in the Philippines (Panglao) are very different genetically, and a few morphological differences have been also noticed. In a near future these two morphs could therefore be treated as distinct species.



**Figure 21.** A-C) *Dardanus lagopodes*, Mayotte. A) Specimen *in situ*, at night, St. 3b, Trévani reef, 1-8 m; St. 5, North east reef, seagrass bed, 1 m, MNHN-Pg8445; B) 1 male Sl 5.4 mm, brown carpi coloration; C) 1 male Sl 6.0 mm, red carpi coloration. D) *Dardanus megistos*, Mayotte, dive at night, August 25, 2009, 10 m, buoy n° 6, S pass, Copyright M. Deuss. E) *Dardanus pedunculatus*, islet M'tzamboro, 1 m, 1 male Sl. 7.3 mm, Lt about 46 mm, Mayotte, St. 20a, MNHN-Pg8450.

### ***Dardanus megistos* (Herbst, 1804)**

*Dardanus megistos* (Figure 21 D) - Coll. Anker & Michonneau, 2008, St. MAY08-St1, Mboianatsa reef, UF 13605. - Mayotte, KUW fieldwork November 2009, St. 20a, islet M'tzamboro, 1 m, 1 male SI 4.8 mm, Lc 8.8 mm, Lt about 32 mm, MNHN-Pg8449; St. 25, islet M'tzamboro, 15-20 m, photo *in situ* only. - Others observations from photos: M. Deuss, dive at night, 25 August 2009, 10 m, buoy n°6, S pass (Vivier site); B. Pineau, Mayotte lagoon at night.

Distribution. – Widespread in the IWP. Red Sea, Eastern Africa (Eritrea, Somalia, Tanzania, Kenya, Mozambique, South Africa), Europa, Madagascar, Mayotte, Seychelles, Réunion, Mauritius, Maldives, Indonesia, China Sea, Taiwan, Japan, Mariana, Australia, New Caledonia, Wallis & Futuna, Cook, French Polynesia, Hawaii. Subtidal to 50-100 m.

Remarks. – A medium to large-sized hermit crab. This is an ubiquitous species that can be easily recognized during a dive at night based on its bright red coloration with white spots ringed in black.

### ***Dardanus pedunculatus* (Herbst, 1804)**

*Dardanus asper* - Dechancé, 1964: 33 (Mayotte, Numa Choa, 1 female 17 mm, MNHN; *Dardanus asper* (de Haan, 1849) is a junior synonym of *D. pedunculatus*). - *Dardanus pedunculatus* (Figure 21 E) - Mayotte, KUW fieldwork November 2009, St. 20a, islet M'tzamboro, 1 m, 1 male SI 7.3 mm, Lc 15.3 mm, Lt about 46 mm, MNHN-Pg8450.

Distribution. – IWP. Red Sea, eastern Africa (Somalia, Kenya, Mozambique), Madagascar, Mayotte, Seychelles, Indonesia, Australia, Taiwan, Japan, Philippines, New Caledonia, Cook, French Polynesia, Hawaii. Subtidal to 100 m.

Remarks. – Medium to large-sized hermit crab. By its coloration it has affinities with *D. gemmatus*. It is distinct by the aspect of outer face of its big chela (see under *D. gemmatus*).

### ***Dardanus scutellatus* (H. Milne Edwards, 1848)**

*Dardanus scutellatus* (Figures 3 A, 22 A-C) - Mayotte, KUW fieldwork November 2009, St. 5, Great north east reef, seagrass bed, 1 m, 2 males SI 6.7 and 7.5 mm, 1 female SI 6.2 mm, Lt about 40-50 mm, MNHN-Pg8451; St. 20a, islet M'tzamboro, 1 m, 1 male SI 7.3 mm, Lt about 46 mm, 1 ovigerous female SI 5.6 mm, Lt about 43 mm, MNHN-Pg8452.

Distribution. IWP. Eastern Africa (Somalia, Kenya, Mozambique, Tanzania), Madagascar, Mayotte (first record), Mauritius, Maldives, Indonesia, Philippines, Mariana, Australia, New Caledonia, Fiji, Tuvalu, Wallis & Futuna, Tonga, Cook, French Polynesia.


Remarks. – Medium to large-sized hermit. It can be recognized during a dive by its pale blue eyes and longitudinal black-maroon stripes on basal segments of antennules and antennae, as illustrated on figure 22 B-C.

### ***Diogenes pallescens* Whitelegge, 1897**

*Diogenes pallescens* (Figure 22 E) - Mayotte, KUW fieldwork November 2009, St. 3a, Trévani fringing reef, 1-8 m, 1 male SI 2.0 mm, Lt about 16 mm, MNHN-Pg8516; St. 8, Lagoon close to Great north-eastern reef, 6-8 m, 1 male SI 2.1 mm, Lt about 14 mm, MNHN-Pg8515; St. 20a, islet M'tzamboro, intertidal, 1 male SI 1.9 mm, MNHN-Pg8513; St. 20b, islet M'tzamboro, 10-15 m, 1 ovigerous female SI 1.66 mm MNHN-Pg8546 (in Hydrozoa, spines of lateral margins of carapace reduced); St. 26b, Mutsumbatsou reef flat, intertidal, 1 ovigerous female SI 2.2 mm, MNHN-Pg8514; St. 27, islet Mbouzi, 4-20 m, 1 male SI 3.1 mm, Lc 6 mm, Lt about 23 mm, as 'Paguridae indéterminé' in Bouchard *et al.*, 2009, photo p. 101, 1 ovigerous female SI 3.3 mm (broken), MNHN-Pg8517.

Distribution. – IWP. Red Sea, eastern Africa (Eritrea, Kenya, Mozambique), Mayotte (first record), Indonesia, Marianas, Papua New Guinea, Tuvalu (Funafuti), French Polynesia.

Remarks. – Some specimens, such as St. 20a, 1 male Sl 1.9 mm (MNHN-Pg8513), key out to *Diogenes leptocerus* Forest, 1957 with Rahayu & Forest (1995) key, based on the distal armature of P2/P3 carpi: a single dorso-distal spine on P2/P3 carpi instead of two on P2 carpus and 1-2 on P3 carpus, in *D. pallescens*. *Diogenes leptocerus* has been reported from Kenya by Reay & Haig (1990) and could therefore be present in Mayotte region. However, according to Forest (1957: 528), the inter-ocular scale of *D. leptocerus* is triangular with a single terminal spine whereas it is elongated and bi-spinose in *D. pallescens*. This last character has been verified on all specimens examined from Mayotte and they are consequently all attributed to *D. pallescens*. This species has been often reported in the literature under *Diogenes gardineri* Alcock, 1905 or *Diogenes serenei* Forest, 1956, two species that are now considered by McLaughlin as junior synonyms of *D. pallescens* (see WoRMS database [4]).



**Figure 22.** A-D) *Dardanus scutellatus*. A-B) 1 male, Mayotte, St. 5, MNHN-Pg8451, *in situ*, lateral and frontal view; C-D) 1 ovigerous female Sl 5.6 mm, Mayotte, St. 20a, MNHN-Pg8452, C) *in situ*, D) detail of ocular peduncles and chelae after cleaning. E) *Diogenes pallescens*, 1 male Sl 3.1 mm, Lc 6 mm, Mayotte, St. 27, MNHN-Pg8517, frontal view in shell, dorsal view, and detail of larger chela, shield and ocular peduncles.

***Paguristes palythophilus* Ortmann, 1892**

*Paguristes palythophilus* - Rahayu, 2007: 521 (Mozambique channel, BENTHEDI Expedition, St. DR 38, Mayotte, east of Bandrélé reef, 12°54.8'S, 45°15.6'E, 200-500 m, 26 March 1977, 1 female SI 3.0 mm, MNHN).

Distribution. – IWP. Mayotte, Madagascar, Indonesia, Taiwan, Japan. 80-510 m.

***Pseudopaguristes laurentae* (Morgan & Forest, 1991)**

*Pseudopaguristes laurentae* - Rahayu, 2007: 526 (BENTHEDI Expedition, West of Glorioso, St. DR 8, 11°29.2'S, 47°18.2'E, 250 m, 19 March 1977, 1 female SI 1.5 mm, 2 males SI 1.8 and 2.0 mm, MNHN, 1 male SI 1.8 mm, 1 female SI 2.2 mm, 1 ovigerous female SI 2.0 mm (MNHN); Mayotte, east of Bandrélé reef, St. DR 38, 12°54.8'S, 45°15.6'E, 200-500 m, 26 March 1977, 1 female SI 3.0 mm, MNHN; West of Glorioso, St. F 98, 11°35.5'S, 47°16.5'E, 280-460 m, 7 March 1977, 1 male SI 3.0 mm (MNHN).

Distribution. – IWP. Madagascar, Glorioso, Réunion, Australia, Indonesia, Japan. 121-675 m..

## FAMILY PAGURIDAE

Several small pagurids from Mayotte remain undetermined to species level for this study. These include one record from the literature, *Catapagurus sp.* in Dechancé, 1964, and three species collected during K UW 2009 fieldwork (see below, under Paguridae spp.).

**Paguridae spp.**

Paguridae spp. - Mayotte, K UW fieldwork November 2009 – Three groups separated according to aspect of male sexual tube - a) 'Coxa of P5 with long sexual tube' - St. 12, La Prévoyante reef, 6-12 m, 1 male SI 1.7 mm, Lt about 15 mm, MNHN-Pg8518; St. 14, La Prudente bank, 15-17 m, 1 male SI 1.1 mm, 1 ovigerous female SI 0.9 mm, 1 female with post-larvae, SI 1.1 mm, in shell, 1 female SI 0.8 mm, MNHN-Pg8519; St. 17, North reef, 22 m, 1 male SI 1.5 mm MNHN-Pg8545; St. 25, islet M'tzamboro, 15-20 m, 1 male SI 1.1 mm, Lt about 5.9 mm, MNHN-Pg8520 - b) 'Coxa of P5 with long sexual tube 2' - St. 17, North reef, 22 m, 1 male and 1 sp. in shells, MNHN-Pg8544. - c) 'Coxa of P5 with short sexual tube' - St. 8, Lagoon close to Great north-eastern reef, 6-8 m, 1 male SI 1.4 mm, MNHN-Pg8521.

Remarks. – These specimens, all characterized by the presence of a sexual tube on coxa of male right P5, were pre-identified, just after the fieldwork, as *Boninpagurus aff. acanthocheles* Asakura & Tachikawa, 2004. Careful examination of the lot by T. Komai, in June 2011, has revealed that it included in fact two specimens that have affinities with *Micropagurus polynesiensis* (Nobili, 1906), St. 17 (MNHN-Pg8544), and two new species, *Cestopagurus caeruleus* Komai & Poupin, 2012, St. 12 (MNHN-Pg8518, Fig. 23 A), St. 14, 17 (MNHN-Pg8545), St. 25 (MNHN-Pg8520), and *Trichopagurus asper* Komai & Poupin, 2012, St. 8 (MNHN-Pg8521). The two new species will be included in a separate study (Komai & Poupin, 2012)

***Anapagrises reesei* (McLaughlin, 1986)**

*Anapagrises reesei* - Mayotte, K UW fieldwork November 2009, St. 25, islet M'tzamboro, 15-20 m, 1 female SI 1.4 mm, MNHN.

Distribution – IWP. Hawaii, type locality. Now Mayotte, first record in IO.


Remarks. – Small-sized specimen initially in the 'Paguridae spp.' lot. It has been correctly identified by T. Komai, June 2011.



### *Catapagurus* sp. in Dechancé, 1964

*Catapagurus* sp. - Dechancé, 1964: 37 (Mayotte, coll. Crosnier, dredge, sand, 49-56 m, sable, 2 ovigerous females 2.9 et 3.3 mm, MNHN).

Remarks. – According to Dechancé (1964: 37) this species has affinities with *Catapagurus ensifer* Henderson, 1893, already reported in WIO and to *Catapagurus granulatus* Edmondson, 1951, currently known only from Hawaii.



**Figure 23.** A) *Cestopagurus caeruleus*., 1 male SI 1.7 mm, Lt about 15 mm, Mayotte, St. 12, MNHN-Pg8518. B-C) *Pagurixus carinimanus*, Mayotte. B) specimen alive, St. 23, MNHN-Pg8524; C) 1 ovigerous female SI 1.5 mm, Lt about 9 mm, St. 14, MNHN-Pg8523. D-E) *Pagurixus nomurai*, 1 male SI 4.1 mm, Lt about 32 mm, Mayotte, St. 25, MNHN-Pg8525, lateral view, D) left side, E) right side.

### *Pagurixus carinimanus* Komai & Osawa, 2006

*Pagurixus carinimanus* (Figure 23 B-C) - BIOTAS collections, Glorioso, 3-7 May 2009, det. J. Poupin from photo, St. GLOR-5, reef slope East side, 17 m, specimen MEPA 1886; St. GLOR-17, reef front side and dead *Acropora* head, 8 m, specimen MEPA 1559; St. GLOR-19, fore reef platform and dead small *Pocillopora*, 13-14 m, specimen MEPA 1623. - Mayotte, KUW fieldwork November 2009, St. 14, La Prudente bank, 15-17 m, 1 male SI 1.9 mm (abdomen apart), 1 male SI 1.0 mm (small chela apart), 1 ovigerous female SI 1.5 mm, Lt about 9 mm, 1 female SI 1.3 mm, MNHN-Pg8523; St. 23, Choizil pass 'Patate à Teddy', 15-30 m, 1 specimen in shell, MNHN-Pg8524.

Distribution – IWP. Western Pacific: Japan, Guam, Philippines. Also Mayotte and Glorioso (first record in WIO).

Remarks. – This species has two fine longitudinal stripes disposed mesially and laterally on the ocular peduncles. In females, the eggs are red garnet as illustrated on figure 23 C. The chelae have the keeled aspect described for *P. carinimanus* by Komai & Osawa (2006). The overall coloration as illustrated here on figure 23 B-C is also similar to that illustrated for *P. carinimanus* by Komai & Osawa (2006: 101, fig. 45B). While this study was submitted, a few specimens initially kept in their shells (MNHN-Pg8524) were separated as distinct species by T. Komai (MNHN, June 2011: *Pagurixus patiae*, *Clibanarius* sp. juvenile).

### ***Pagurixus nomurai* Komai & Asakura, 1995**

*Pagurixus nomurai* (Figure 23 D-E) - Mayotte, KUW fieldwork November 2009, St. 25, islet M'tzamboro, 15-20 m, 1 male Sl 4.1 mm, Lc 6.2 mm, Lt about 32 mm, as '*Pagurixus* cf. *nomurai*' in Bouchard *et al.*, 2009, photo p. 101, MNHN-Pg8525.

Distribution. – IWP. Mayotte (first record), Réunion, Northwestern Australia, Japan, Guam, Samoa, Cook, French Polynesia. Subtidal to 60 m.

Remarks. – Morphology and color pattern are in accordance with description and color photo in Komai & Osawa (2006). In the WIO this species was already reported from Réunion by Poupin (2009: 125) based on photograph only (see Poupin & Massoukou website [6]).

### ***Pagurixus patiae* Komai, 2006**

*Pagurixus patiae* - Mayotte, KUW fieldwork November 2009, St. 23, Choizil pass, 'Patate à Teddy', 15-20 m, 1 male in shell, MNHN-Pg8556.

Distribution. IWP. Mayotte (first record in IO) and Japan (Okinawa Island and Iriomote Island, Ryukyu Islands). Intertidal to subtidal (15-20 m).

Remarks. – This small male was first confused with *Pagurixus carinimanus* (St. 23, MNHN Pg8524). It has been correctly identified by T. Komai in MNHN, June 2011. A color photograph of this species is in Osawa & Komai (2007, fig. 5C-D) with remarks on morphology and the observation that it is sympatric with congeners such as *Pagurixus carinimanus* (also observed in this study) and *P. ruber*.

### ***Pagurixus purpureus* Komai & Okuno, 2009**

*Pagurixus purpureus* (Figure 24 D) - Mayotte, KUW fieldwork November 2009, St. 21b, islet Choizil, 15-20 m, 1 ovigerous female Sl 1.6 mm, 1 female Sl 1.9 mm, MNHN-Pg8533; St. 23, Choizil pass, 'Patate à Teddy', 15-20 m, 1 male Sl 1.6 mm, MNHN-Pg8534; St. 25, islet M'tzamboro, 15-20 m, 1 male Sl 2.2 mm, Lt about 12 mm, MNHN-Pg8535.

Distribution. IWP. Mayotte (first record in WIO) and Japan (Izu Islands). Subtidal to 15-20 m.


Remarks. – Small-sized hermit crabs collected with larger specimens of the genus *Pylopaguropsis*. They can be recognized quickly based on their coloration as illustrated on figure 24 D similar to that of types specimens illustrated by Komai & Okuno (2009: 153, fig. 9A-B).

### ***Pagurixus ruber* Komai & Osawa, 2006**

*Pagurixus ruber* (Figure 24 A) - Mayotte, KUW fieldwork November 2009, St. 25, islet M'tzamboro, 15-20 m, 1 male Sl 2.1 mm, Lc 3.5 mm, Lt about 13 mm, as '*Pagurixus* indéterminé' in Bouchard *et al.*, 2009, photo p. 101, MNHN-Pg8526.

Distribution. – IWP. Mayotte (first record in WIO), Maldives, Taiwan, Japan, Guam, French Polynesia. Subtidal to 15-20 m.

Remarks. – A small-sized hermit crab that can be recognized by its color pattern with chelipeds and ambulatory legs purplish red and distal parts of dactyli and propodi of ambulatory legs white.



**Figure 24.** A) *Pagurixus ruber*, 1 male Sl 2.1 mm, Lc 3.5 mm, Lt about 13 mm, Mayotte, St. 25, MNHN-Pg8526. B-C) *Pagurixus rubrovittatus*, 1 male Sl 2.3 mm, Lc 4.7 mm, Lt about 21 mm, Mayotte, St. 12, MNHN-Pg8527, B) specimen *in situ*, C) same specimen, left lateral face. D) *Pagurixus purpureus*, 1 female Sl 1.9 mm, Mayotte, St. 21b, MNHN-Pg8533.

#### ***Pagurixus rubrovittatus* Komai, 2010**

*Pagurixus rubrovittatus* (Figure 24 B-C) - Mayotte, KUW fieldwork November 2009, St. 12, La Prévoyante reef, 6-12 m, 1 male Sl 2.3 mm, Lc 4.7 mm, Lt about 21 mm, as '*Pagurixus maorus* and *P. cf. maorus*' in Bouchard *et al.*, 2009, photos p. 100, MNHN-Pg8527; St. 24, islet Handrema, 6-12 m, 1 male Sl 3.3 mm (abdomen and chelae missing) MNHN-Pg8528; St. 27, islet Mbouzi, 4-20 m, 1 female Sl 3.0 mm, Lc 6.0 mm, Lt about 26 mm, MNHN-Pg8529; St. 28, islet Mbouini, 3-20 m, 1 ovigerous female Sl 2.2 mm, big chela broken, MNHN-Pg8530; St. 30, Rani reef, 3-15 m, 1 male Sl 1.9 mm, in shell, 1 male Sl 2.5 mm, Lt about 22 mm, MNHN-Pg8531.

Distribution. – Mayotte (first record in IO), New Caledonia, Chesterfield, 3-25 m.


Remarks. – These specimens were first attributed to *Pagurixus* aff. *maorus*. While this study was submitted they were correctly identified to *P. rubrovittatus*, by T. Komai (MNHN, June 2011). *Pagurixus rubrovittatus* closely resembles *P. maorus* in morphology and coloration but can be easily separated by absence of longitudinal rows of setae on the ventral surface of the ultimate segment of the antennular peduncle. Other morphological characters useful to separate both species are in Komai (2010).

### ***Pagurus hirtimanus* (Miers, 1880)**

*Eupagurus janitor* - Fourmanoir, 1955: 29 (Mayotte, Bandéli, 1 m). - *Pagurus janitor* - Dechancé, 1964: 37 (Comoros, Bandéli, 1 ovigerous female 11 mm, MNHN; *Pagurus janitor* (Alcock, 1905) is a junior synonym of *P. hirtimanus*). - *Pagurus hirtimanus* (Figure 25 A-B) - Mayotte, KUW fieldwork November 2009, St. 5, Great north east reef, seagrass bed, 1 m, 1 male SI 7.1 mm, Lc 13 mm, Lt about 41 mm, MNHN-Pg8538; St. 27, islet Mbouzi, 4-20 m, 1 male SI 8.5 mm, Lt about 51 mm, MNHN-Pg8539; coll. J.-M. Bouchard, mli5-18, 1 male SI 6 mm, in shell, MNHN-Pg8540.

Distribution. – IWP. Red Sea, eastern Africa (Somalia), Madagascar, Mayotte (first record), Seychelles (Aldabra), Chagos, Indonesia, Malaysia, Japan, Mariana, Philippines, Papua New Guinea, Australia, New Caledonia, Fiji.

Remarks. – This species is characterized by a median line of spines on the outer face of the chela. In specimens examined from Mayotte in this study, this line is faint with spines minute or even reduced to tubercles. Despite this small difference, other characters and color pattern are in agreement with *P. hirtimanus*.



**Figure 25.** A-B) *Pagurus hirtimanus*, A) frontal view, 1 male SI 7.1 mm, Lc 13 mm, Lt about 41 mm, Mayotte, St. 5, MNHN-Pg8538; B) dorsal view, 1 male SI 8.5 mm, Lt about 51 mm, Mayotte, St. 27, MNHN-Pg8539.

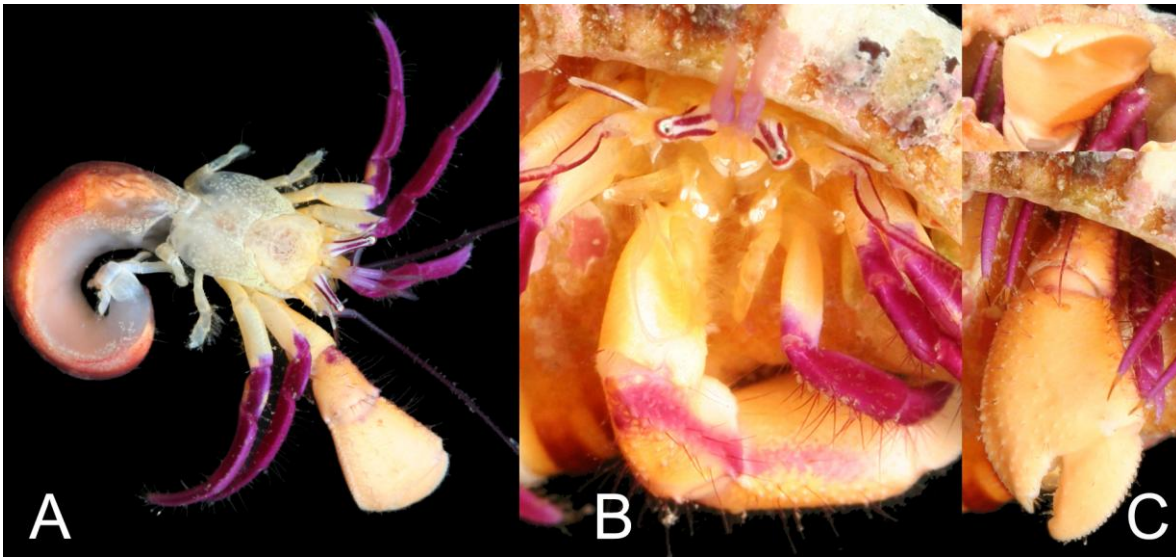
### ***Pylopaguropsis keijii* McLaughlin & Haig, 1989**

*Pylopaguropsis keijii* (Figure 26 A-C) - Mayotte, KUW fieldwork November 2009, St. 23, Choizil pass ‘Patate à Teddy’, 15-30 m, 1 male SI 3.0 mm, Lc 5 mm, Lt about 22 mm, as ‘*Pylopaguropsis lemaitrei*’ in Bouchard *et al.*, 2009, photos p. 100, MNHN-Pg8536; St. 25, islet M'tzamboro, 15-20 m, 1 ovigerous female SI 1.9 mm, 1 female SI 2.6 mm, MNHN-Pg8537.

Distribution. – IWP. Eastern Africa (Zanzibar), Mayotte (first record), ?Réunion (see Remarks), Maldives, Japan, Caroline, Guam, Hawaii.

Remarks. – A medium-sized hermit crab, that can be easily recognized by shape of its larger chela and brilliant purple coloration of ambulatory legs and small (left) chela. According to descriptions in Asakura (2000) and Asakura & Paulay (2003), these specimens from Mayotte can be attributed to *Pylopaguropsis keijii* based on well-marked longitudinal color stripes on ocular peduncles, as illustrated on figure 26 B, and the presence of a single longitudinal groove (sulcus) on outer face of right P3 propodus. *Pylopaguropsis lemaitrei* Asakura & Paulay, 2003 is a sibling species with overall coloration similar. It is known with certainty from its type locality (French Polynesia). In *P. lemaitrei* the longitudinal stripes on ocular peduncles are poorly marked and there are two longitudinal grooves on outer face of right P3 propodus. The record of *P. lemaitrei* from Réunion Island by Poupin (2009: photo p. 69) is from photograph, based on color pattern of ocular peduncle with only faint longitudinal color stripes. It should be confirmed by careful examination of the specimen (probably in UF) especially for the aspect of outer face of right P3 propodus, to confirm that it does not belong to *P. keijii*.





**Figure 26.** A-C) *Pylopaguropsis keijii*, 1 male SI 3.0 mm, Lc 5 mm, Lt about 22 mm, Mayotte, St. 23, MNHN-Pg8536, A) dorsal view, out of its shell, B) frontal view, C) frontal (top) and dorsal (bottom) aspect of larger chela.

***Trichopagurus trichophthalmus* (Forest, 1954)**

*Trichopagurus trichophthalmus* - Mayotte, KUW fieldwork November 2009, St. 26, Mutsumbatsou reef flat, 1 ovigerous female SI 1.2 mm, MNHN-Pg8522.

Distribution. – IWP. Mayotte (first record), Maldives (Hogarth *et al.* 1998), Indonesia, Japan, Philippines (Sulu archipelago), Bikini, Palau, Ponape, French Polynesia.

Remarks. – Small-sized specimen, initially in the ‘Paguridae spp.’ lot. It has been correctly identified in June 2011 by T. Komai.

FAMILY PARAPAGURIDAE

Parapagurids are deep hermit crabs. Three species are currently reported from Mayotte region, all collected during the 1977 BENTHEDI campaign between 260-700 m. They have a wide IWP geographic distribution. Two of them are illustrated here in color from photographs taken in French Polynesia.

***Paragiopagurus boletifer* (de Saint Laurent, 1972)**

*Sympagurus boletifer* - Lemaitre, 1994: 382 (Mayotte, coll. BENTHEDI, 28 March 1977, St. 49F, Bovéni Passage, 300-450 m, 1 male SI 7.0 mm, 2 females SI 6.1 and 7.0 mm, MNHN-Pg5138). - *Paragiopagurus boletifer* (Figure 27 A-C) - Lemaitre, 1996: 219 (New generic combination).

Distribution. – IWP. Mayotte, Japan, Australia, French Polynesia, Hawaii, Sala y Gómez and Nazca seamounts. 85-800 m; 300-450 m in Mayotte region.

***Strobopagurus sibogae* (de Saint Laurent, 1972)**


*Strobopagurus sibogae* - Lemaitre, 2004a: 369 (Glorioso, coll. BENTHEDI, 7 March 1977, St. 98F, 11°35.5'S, 47°16.5'E, 260-460 m, 1 female SI 6.7 mm, MNHN-Pg7132).

Distribution. – IWP. Glorioso, Madagascar, Indonesia, Taiwan, China Sea, Japan, Philippines, New Caledonia, Solomon. 40-980 m; between 260-430 m in Mayotte region.

***Sympagurus dofleini* (Balss, 1912)**

*Sympagurus dofleini* (Figure 27 D) - Lemaitre, 2004b: 129 (Southeast Glorioso, coll. BENTHEDI, 12 April 1997, St. DS122, 11°32'S, 47°23.2'E, 615-625 m, 1 male SI 7.8 mm, MNHN-Pg5757; same cruise St. F123, 11°31.8'S, 47°23.5'E, 700 m, 1 male SI 19.4 mm, MNHN-Pg5758).

Distribution. – IWP. Eastern Africa (Zanzibar), Madagascar, Glorioso, Réunion, Indonesia, Japan, Mariana (Guam), New Caledonia, Wallis & Futuna, Samoa, Tonga, French Polynesia, Hawaii, Sala y Gómez and Nazca seamounts. 183-950 m; between 615-700 m in Mayotte region.



**Figure 27.** Parapaguridae from French Polynesia. A-C) *Paragiopagurus boletifer*, R/V *Marara* St. 344, 01 December 1990, 23°53.3'S, 147°36.1'W, Austral Island, Raivavae trap at 350 m; A) dorsal view; B) aspect of larger chela, ventral face, 1 male SI 6 mm, Lt about 30 mm, MNHN-Pg5137; C) R/V *Marara* St. 437, 14 November 1994, 22°12.2'S, 138°46.2'W, Tuamotu, Fangataufa atoll, trap 220 m, 1 ovigerous female, SI 7 mm, MNHN (unnumbered). D) *Sympagurus dofleini*, R/V *Marara* St. 449, 18 November 1994, 21°48.1'S, 138°42.2'W, Tuamotu, Moruroa atoll, trap 600 m, 1 specimen SI 17 mm, Lt about 116 mm, with symbiotic actinian used to cover its abdomen, probably in MNHN.

FAMILY PYLOCHELIDAE

Pylochelids are also called 'symmetrical' hermit crabs because of a well developed abdomen with complete segmentation and paired appendages on each segment. They are deep hermit crabs that do not usually live in gastropod shells but dwell in stones, pieces of wood, tusk-shells, or living sponges. The three species reported here were collected during the 1977 BENTHEDI campaign, off Mayotte and Glorioso Islands, between 200-500 m.

***Cheiroplatea stenurus* Forest, 1987**

*Cheiroplatea stenurus* Forest, 1987a: 99, fig. 29, Mayotte, coll. BENTHEDI, St. DR38, 26 March 1977, 12°54.8'S, 45°15.6'E, 200-500 m, holotype male SI 1.8 mm, MNHN-Pg3490; 1987b: 316, distribution and ethology. - McLaughlin & Lemaitre, 2009: 176, re-examination of type specimen.

Distribution. – WIO. Mayotte. 200-500 m.

Remarks. – Living in a very eroded fragment of bryozoan.

***Pomatocheles stridulans* Forest, 1987**

*Pomatocheles stridulans* Forest, 1987a: 127, fig. 37a-d, 38a, b, Mayotte, coll. BENTHEDI, 28 March 1977, St. F49, 12°54.6'S, 44°56.3'E, 300-450 m, holotype ovigerous female SI 2.2 mm, MNHN-Pg2899; 1987b: 315, distribution and ethology. - McLaughlin & Lemaitre, 2009: 193, re-examination of type specimen.

Distribution. – WIO. Mayotte. 250-300 m, possibly to 450 m. Habitat unknown.

***Trizocheles hoensonae* McLaughlin & Lemaitre, 2009**

*Trizocheles balssi* - Forest, 1987a: 196, Mayotte, coll. BENTHEDI, see material under McLaughlin & Lemaitre (2009), not *Trizocheles balssi* (Stebbing, 1914). - *Trizocheles hoensonae* McLaughlin & Lemaitre, 2009: 205, Mayotte, coll. BENTHEDI, 27 March 1977, St. DR41, 13°05'S, 45°05.5'E, 500-300 m, holotype male SI 4.9 mm, MNHN-Pg3758. Paratypes: Mayotte, St. F54, 28 March 1977, 13°01'S, 44°55.3'E, 530 m, 1 male SI 4.6 mm, MNHN-Pg8053; Glorioso, St. DS120, 12 April 1977, 11°30'S, 47°24.7'E, 335-390 m, 1 male SI 3.8 mm, MNHN-Pg3760; Glorioso, St. F98, 7 April 1977, 11°35.5'S, 47°16.5'E, 280-460 m, 1 male SI 4.3 mm, 1 ovigerous female SI 4.2 mm, MNHN-Pg3759.

Distribution. – WIO. Mayotte and Glorioso only. Not Réunion as indicated by error in McLaughlin & Lemaitre (2009 : 208) (pers. com. P.A. McLaughlin). 280-530 m. Habitat unknown.

**DISCUSSION****SPECIES RICHNESS**

The number of species by family is presented in Table 1. Overall, 75 species are recorded: 68 % in the Paguroidea, 29.4 % in the Galatheaidea, 1.3 % in Chirostyloidea and 1.3 % in the Hippoidea. There is a predominance of the Diogenidae (29 species), Porcellanidae (13 species), Paguridae (11 species) and Galatheaidea (7 species). In comparison the number of species of Anomura is 62 in la Réunion, 349 in New Caledonia, and 186 in French Polynesia (Poupin, 2010).

Considering the Complementary List herein included, and the 3 species presented in 'Paguridae spp.', at least 129 anomurans species could be present in Mayotte region. A few taxa are, however, insufficiently sampled in the area, such as the Hippoidea, Diogenidae, and Porcellanidae.

**SPATIAL ANALYSIS****VERTICAL DISTRIBUTION**

The vertical distribution of the species is indicated in appendix 2 (table 2) with distinction of four vertical ranges: supra-tidal, intertidal, shallow waters (0-60 m), deep sea (60 to +1000 m).

The supra-tidal range includes the five coenobitids leaving in the upper part of intertidal area and already listed with the land species in Bouchard *et al.* (2011). Two of them (*Coenobita perlatus* and *C. rugosus*) are also common in the intertidal area. *Clibanarius longitarsus* is also present in the supra-tidal area. It is an ubiquitous species, observed in Mayotte in mangroves (*e.g.* Kangani mangrove at St. 2) and in the tide pools of the intertidal, at low tide (*e.g.* Badamiers spillway at St. 6).

Twenty eight anomurans are found in the intertidal area, including 21 species collected at low tide under rocks or in tide pools during our study, and seven additional species that are potentially present in that range according to the literature. Four species are very common in Mayotte: *Calcinus laevimanus*, *C. latens*, *Clibanarius virescens*, and *Petrolisthes lamarckii*.

Table 1 – Anomura of Mayotte region, with number of species (n) by families and superfamilies. Right column is an estimate of number of species potentially present in the area, based on the Complementary List.

Superfamily	Family	n	Potential
Chirostyloidea (1.5 %)		1	2
	Eumunididae	1	2
Galattheoidea (30 %)		22	40
	Galatheidae	7	11
	Munididae	2	4
	Munidopsidae		2
	Porcellanidae	13	23
Hippoidea (1.5 %)		1	7
	Albuneidae		4
	Hippidae	1	3
Paguroidea (67 %)		51	80
	Coenobitidae	5	5
	Diogenidae	29	45
	Paguridae	11	19
	Parapaguridae	3	8
	Pylochelidae	3	3
<b>Total (100 %)</b>		<b>75</b>	<b>129</b>

The majority of the species (47 species, *i.e.* 63%) were collected in the shallow waters of the lagoon or along the outer reef slope during dives made between 1-62 m with most of the operations taking place between 5-25 m. The anomurans living in these depth zones can be arbitrarily classified in three main groups according to their body size.



Large-sized hermits include three species of *Aniculus*, seven *Dardanus*, and *Pagurus hirtimanus*. These are commonly observed wandering on the sea floor and can be often determined *in situ* based on their distinctive color patterns (Figs 3, 13, 20, 21, 25).

Twenty four hermit crabs of this deep range are of medium-small size. These include all Galatheidae and Munididae, the Porcellanidae *Neopetrolisthes maculatus* and *Pachycheles sculptus*, the Diogenidae *Areopaguristes abbreviatus*, *Calcinus* spp., *Ciliopagurus tricolor*, *Clibanarius* spp., *Diogenes pallescens*, and the Paguridae *Pagurixus rubrovittatus*, *Pagurixus nomurai*, and *Pylopaguropsis keijii*. Most of them can still be recognized *in situ* during a dive.

Twelve species of this deep range are of very small size, with maximum length usually of about only 3-10 mm. They usually cannot be recognized confidently *in situ* and must be determined with a stereomicroscope. They have been collected by brushing on coral blocks or with suction pump on debris and fine coral sands. These are the Porcellanidae *Aliaporcellana pygmaea*, *Polyonyx* spp., and the Paguridae *Anapagrides reesei*, *Pagurixus carinimanus*, *P. patiae*, *P. purpureus*, *P. ruber*, *P. rubrovittatus*, and *Trichopagurus trichophthalmus*.

#### GEOGRAPHIC DISTRIBUTION

The anomuran fauna of Mayotte region is predominantly IWP in its composition with 84 % of the species distributed in the IWP. Only twelve species (Table 2) are distributed exclusively in WIO. *Petrolisthes rufescens* is from IO, common in WIO but reaching Nicobar Islands to the East. Five species, including the three deep pylochelids, are known only from the Mayotte region: *Cheiroplatea stenurus*, *Galathea denticulata*, *Polyonyx* aff. *boucheti*, *Pomatocheles stridulans*, and *Trizocheles hoensonae*.

#### COMPLEMENTARY LIST

A literature search was made to find additional records of species potentially present in the Mayotte region. The species in the Complementary List are based on this search, and are still not known in the Mayotte region but have a wide IWP distribution and/or have been reported at the same time from the African eastern coast and the Seychelles, or Madagascar and the Seychelles. Excluded from this List include those present in the Seychelles but not further west in WIO, or those known only from the eastern African coast.

The studies consulted for the search are: Laurie (1926), Baba et al. (2008), Macpherson & Cleva (2010), for Chirostylidae, Galatheidae, Munididae, and Munidopsidae; Laurie (1926), Kensley (1970), Lewinsohn (1979), and Haig (1966, 1983), for the Porcellanidae; Thomassin (1969), Serène (1977), Boyko & Harvey (1999), and Boyko (2002), for the Hippoidea; Laurie (1926), Derijard (1966), Dechancé (1964), Reay & Haig (1990), Lewinsohn (1982), Gherardi & McLaughlin (1994), Hogarth et al. (1998), McLaughlin (2004), McLaughlin & Hogarth (1998), Rahayu (2007), for the Diogenidae, and the Paguridae; Lemaitre (2004a, b), for the Parapaguridae; and McLaughlin & Lemaitre (2009), for the Pylochelidae.

### **Complementary list (with western and eastern boundaries and depth ranges)**

#### **Chirostylidae**

*Uroptychus nigricapillis* Alcock, 1901 – IWP: Kenya, Madagascar to Saya de Malha, Maldives, Japan. 66-2000 m.

#### **Galatheidae**

*Allogalatea elegans* (Adams & White, 1848) – IWP: Red Sea, Mozambique, Madagascar, Seychelles to Fiji. 1-183 m.

*Galathea ternatensis* De Man, 1902 – IWP: Madagascar, Seychelles to New Caledonia. 18–210 m.

*Lauriea gardineri* (Laurie, 1926) – IWP: Red Sea, off Somalia, Madagascar, Seychelles to New Caledonia. 6-382 m.

*Phylladorhynchus integrirostris* (Dana, 1852) – IWP: Off Somalia, South Africa, Madagascar, Seychelles to French Polynesia. 0-160 m.

#### **Munididae**

*Munida barbeti* Galil, 1999 – WIO: Madagascar, Réunion, Aldabra. 28-115 m.

*Paramunida tricarinata* (Alcock, 1894) – IWP: Zanzibar, Madagascar, Seychelles to Maldives, Taiwan. 205-457 m.

#### **Munidopsidae**

*Leiogalatea laevirostris* (Balss, 1913) – IWP: Madagascar, Seychelles to Japan, French Polynesia. 160-812 m.

*Munidopsis serricornis* (Lovén, 1852) – Worldwide, Atlantic and IP: Madagascar, Saya de Malha to Indonesia, Australia, Taiwan, Philippines. 96-2091 m.

#### **Porcellanidae**

*Enosteoides melissa* (Miyake, 1942) – IWP: Zanzibar, Madagascar, Seychelles to Loyalty Islands. 0-110 m.

*Lissoporcellana quadrilobata* (Miers, 1884) – IWP: Mozambique, Madagascar, Seychelles to Loyalty Islands. 0-128 m.

*Neopetrolisthes alobatus* (Laurie, 1926) – WIO: Mozambique, Cargados Carajos. Subtidal.

*Pachycheles garciaensis* (Ward, 1942) – WIO: Europa, Madagascar, Réunion, Chagos. Intertidal.

*Pachycheles pisoides* (Heller, 1865) – IWP: Madagascar, Seychelles, to Hawaii, French Polynesia. Inter-Subtidal.

*Pachycheles natalensis* (Krauss, 1843) – WIO: Red Sea to South Africa, Madagascar to India. Intertidal.

*Petrolisthes coccineus* (Owen, 1839) – IWP: Mozambique, Seychelles to Hawaii, French Polynesia. Intertidal.

*Petrolisthes militaris* (Heller, 1862) – IWP: Mozambique, Madagascar, Seychelles to New Caledonia. 0-180 m.

*Petrolisthes moluccensis* (De Man, 1888) – IWP: Somalia, Seychelles to Japan, Palau. Inter-Subtidal.

### Albuneidae

*Albunea elioti* Benedict, 1904 – IWP: Madagascar, Seychelles to Japan, Fiji, Tonga, Samoa. Subtidal-32 m.

*Albunea holthuisi* Boyko & Harvey, 1999 – IWP: Tanzania, Madagascar, Indonesia. Subtidal-34 m.

*Albunea microps* Miers, 1878 – IWP: Tanzania, Seychelles, Maldives to Indonesia, Philippines. 3-45 m.

*Albunea speciosa* Dana, 1852 – IWP: Madagascar, Seychelles, Réunion, Maldives to Japan Hawaii, French Polynesia. 3-34 m.

### Hippidae

*Hippa marmorata* (Hombron & Jacquinot, 1846) – IP: Tanzania, Madagascar to Hawaii, French Polynesia, East Pacific. Intertidal.

*Hippa ovalis* (A. Milne-Edwards, 1862) – IWP: East coast of Africa, Réunion to Papua New Guinea, French Polynesia. Intertidal.

### Diogenidae

*Calcinus guamensis* Wooster, 1984 – IWP: Somalia, Réunion, Christmas & Cocos, Indonesia, Vietnam to Japan, Mariana, Hawaii, French Polynesia. Subtidal to 30 m.

*Calcinus seurati* Forest, 1951 – IWP: Somalia, Christmas & Cocos to Japan, Hawaii, French Polynesia. Intertidal.

*Calcinus tropidomanus* Lewinsohn, 1981. WIO: Somalia, Seychelles. Intertidal-Subtidal.

*Ciliopagurus shebae* (Lewinsohn, 1969) – IWP: Red Sea, Madagascar, Seychelles to Japan. 20-130 m.

*Clibanarius merguensis* De Man, 1888 – IWP: Kenya, Madagascar, Mauritius to Indonesia, New Caledonia, ?Wallis & Futuna. Intertidal-Subtidal.

*Clibanarius striolatus* Dana, 1852 – IWP: Kenya, Madagascar, Seychelles to Japan, French Polynesia. Intertidal-Subtidal.

*Dardanus brachyops* Forest, 1963 – IWP: Madagascar to Hawaii and French Polynesia. 80-300 m.

*Dardanus setifer* (H. Milne Edwards, 1836) – IWP: South Africa, Madagascar, Seychelles to Taiwan, New Caledonia. Subtidal.

*Dardanus tinctor* (Forskål, 1775). WIO: Red Sea, Tanzania, Europa, Mauritius. Subtidal.

*Diogenes avarus* Heller, 1865 – IWP: Tanzania, Mozambique, Seychelles, Red Sea to Philippines. Intertidal-38 m.

*Diogenes costatus* Henderson, 1893 – IO: Kenya, Mozambique, Seychelles. Intertidal.

*Diogenes leptocerus* Forest, 1957 – IWP: Somalia, Vietnam. Intertidal.

*Paguristes antennarius* Rahayu, 2006 – IWP - Madagascar, Indonesia. 425-720 m.

*Paguristes lauriei* McLaughlin & Hogarth, 1998. – WIO - Seychelles, Réunion. 40-225 m.

*Paguristes puniceus* Henderson, 1896 – IWP: Madagascar, Réunion, India, Indonesia, Australia. 150-776 m.

*Pagurixus anceps* (Forest, 1954). – IWP: Red Sea, Somalia, Maldives to Philippines, French Polynesia. Shallow subtidal.

### Paguridae

*Catapagurus ensifer* Henderson, 1893 – IWP: Red Sea, Seychelles to Indonesia, French Polynesia. Subtidal to 54 m.

*Nematopagurus diadema* Lewinsohn, 1969 – IWP: Red Sea, South Africa to Indonesia, China, New Caledonia, Fiji. 62-295 m.

*Nematopagurus gardineri* Alcock, 1905 – IWP: South Africa, Seychelles to Japan, New Caledonia. 18-99 m.

*Nematopagurus spinulosensoris* McLaughlin & Brock, 1974 – IWP: South Africa, Madagascar, Seychelles to Hawaii, French Polynesia. 110-540 m.

*Pagurixus anceps* (Forest, 1954) – IWP: Somalia, Red Sea to Japan, Mariana, French Polynesia. Subtidal.

## Parapaguridae

*Sympagurus affinis* (Henderson, 1888) – IWP: Madagascar to Indonesia, Australia, Japan, Philippines, Hawaii, French Polynesia, Nazca and Sala y Gómez ridges. 147-1450 m.

*Sympagurus andersoni* (Henderson, 1896) – IO: Somalia to Mozambique, Madagascar, Seychelles to Maldives, Laccadives, Straits of Malacca. 80-1840 m.

*Sympagurus brevipes* (de Saint Laurent, 1972) – IWP: Zanzibar, Madagascar, Réunion to Indonesia, Philippines, New Caledonia, Vanuatu. 210-1300 m.

*Sympagurus burkenroadi* Thompson, 1943 – IWP: Zanzibar, Mozambique, Madagascar to Indonesia, Australia, Japan, New Caledonia. 205-1120 m.

*Sympagurus trispinosus* (Balss, 1911) – IWP: South Africa, Zanzibar, Madagascar, Réunion to Indonesia, Australia, Philippine, New Caledonia, French Polynesia. 350-1500 m.

## ASSOCIATIONS

Associations of the anomurans of Mayotte with other coral reef organisms are still poorly known. Only a few associations are listed based on field observations and collection data.

**Anemone associates:** the porcellanid *Neopetrolisthes maculatus* is always associated with a giant sea anemone of the genera *Cryptodendrum*, *Entacmaea*, or *Stichodactyla*. Two *Dardanus*, *D. deformis* and *D. gemmatus*, always carry a sea-anemone (genus *Calliactis*) on the shell used to shelter their abdomens. In deep waters, *Sympagurus dofleini* also lives in association with a sea-anemone (*Epizoanthus*) that is used to shelter the abdomen, perhaps because of the difficulty to find mollusk shell at these depths.

**Sponge associate:** the porcellanid *Aliaporcellana pygmaea* is reported as collected ‘on bottoms of sand ... among sponges and antipatharians’ by Haig (1983: 285). The species was collected on similar bottoms during this study.

**Coral associates:** a lot of species have been collected among broken coral or coral rubbles and are probably obligatory or facultative coral associates although the intimate nature of the association could not be observed. Species associated with corals include: *Galathea* spp., *Macrothea bouchardi*, *Sadayoshia edwardsii*, *Calcinus morgani*, *C. aff. pulcher*, *C. rosaceus*, *C. vachoni*, and *Pagurixus* spp.



## CONCLUSION AND PROSPECTS

In total 75 Anomura are recorded in the Mayotte region. All specimens that were collected during the KUW 2009 fieldwork are deposited in MNHN, where they are available for further systematic studies. Three additional small-sized species have been treated apart: *Cestopagurus caeruleus*, *Trichopagurus asper* (Komai & Poupin, 2012), and *Polyonyx* aff. *boucheti* (Poupin, forthcoming). Two small-sized specimens of *Micropagurus* aff. *polynesiensis* (Nobili, 1906) are also awaiting a revision while more specimens are available from the IWP (Komai, forthcoming).

The deep specimens collected on the Leven Bank during the 2009 MIRIKY cruise are also deposited in MNHN. Only two species of this cruise are reported in this compilation (*Eumunida* sp., and *Munida* sp., Fig. 5 C-D), the others specimens being still unstudied at present. In the future, potential new records will thus probably be reported for the Mayotte region based on this unstudied collection.

Other Anomura collected in the Mayotte region (Mayotte, Glorioso) that are still unstudied are deposited in UF. This collection has been made in 2008/2009 during the BIOTAS program. Twenty two common species from this collection are included herein, based only on examination of color photographs.

To complete this compilation, review of the literature indicates that at least 129 Anomura could be found in the Mayotte region with three groups in need of better sampling when future fieldworks are organized in the area, the Hippoidea, the Diogenidae, and the Porcellanidae.

## ACKNOWLEDGMENTS

Financial support for this study has been obtained from the Direction de l'Agriculture et de la Forêt of Mayotte (DAF) and Total Foundation. Supplementary assistance for this research has been given by the Institut de Recherche de l'École Navale, Brest (IRENav) and the Muséum national d'Histoire naturelle, Paris (MNHN). A few photographs have been obtained through the courtesy of collaborators cited here by alphabetical order: Marc Allaria, Alain Barrère, Laurent Bêche, Philippe Bouchet, Laure Corbari, Matthias Deuss, Mathieu Foulquié, François Fromard, Peter Hogarth, Chia-Wei Lin, BIOTAS team courtesy Machel Malay, Benjamin Pineau, Gustav Paulay, Sonia Ribes. Rafael Lemaitre has accepted to review the manuscript.

## LITERATURE CITED

- Ahyong S. T., Baba K., Macpherson E. and G. C. B. Poore  
 2010. A new classification of the Galatheoidea (Crustacea: Decapoda: Anomura). *Zootaxa*, **2676**: 57-68.  
 At <http://decapoda.nhm.org/pdfs/31612/31612.pdf>
- Asakura A.  
 2000. A review of Japanese species of *Pylopaguropsis* Alcock, 1905 (Decapoda: Anomura: Paguridae). *Crustacean Research*, **29**: 70-108.  
 At <http://ci.nii.ac.jp/lognavi?name=nels&lang=en&type=pdf&id=ART0002970366>
- Asakura A. and G. Paulay  
 2003. *Pylopaguropsis lemaitrei*, a new species of hermit crab (Decapoda: Anomura: Paguridae) from French Polynesia. *Crustacean Research*, **32**: 13-25.  
 At <http://ci.nii.ac.jp/lognavi?name=nels&lang=en&type=pdf&id=ART0002970412>
- Asakura A. and H. Tachikawa  
 2004. *Boninpagurus acanthocheles*, a new genus and species of hermit crab (Decapoda, Anomura, Paguridae) from shallow waters of the Ogasawara (Bonin) Islands, Japan. *Journal of Crustacean Biology*, **24**(1): 157-167.
- Baba K.  
 1990. Chirostylid and Galatheid Crustaceans of Madagascar (Decapoda Anomura). *Bulletin du Muséum national d'Histoire naturelle*, Paris, 4ème série A, 1989 (1990), **11**: 921-975.  
 At <http://decapoda.nhm.org/pdfs/29335/29335.pdf>
- Baba K., Macpherson E. Poore C. B., Ahyong S. T., Bermudez A., Cabezas P., Lin C.-W., Nizinski M., Rodrigues C. and Schnabel K. E.  
 2008. Catalogue of squat lobsters of the world (Crustacea: Decapoda: Anomura - families Chirostylidae, Galatheididae and Kiwaidae). *Zootaxa*, **1905**: 1-220.  
 At <http://decapoda.nhm.org/pdfs/28230/28230.pdf>
- Bouchard J.-M., Poupin J., Cleve R., Dumas J. and V. Dinhut  
 2009. Rapport de mission du 2 au 22 novembre. Mission Crustacés Mayotte 2009. Rapport Kraken Underwater Works, KUW, Mamoudzou, Mayotte: 151 pp.  
 At <http://crustaceamayotte.free.fr/>
2011. Land, mangrove and freshwater decapod crustaceans of Mayotte region (Crustacea, Decapoda). *Atoll Research Bulletin*, accepted April 2011: 1-69.  
 At <http://www.sil.si.edu/digitalcollections/atollresearchbulletin/>
- Boyko C. B.  
 2002. A worldwide revision of the recent and fossil sand crabs of the Albuneidae Stimpson and Blepharipodidae, new family (Crustacea: Decapoda: Anomura: Hippoidea). *Bulletin of the American Museum of Natural History*, **272**: 1-396.
- Boyko C. B. and A. W. Harvey  
 1999. Crustacea Decapoda: Albuneidae and Hippidae of the tropical Indo-West Pacific region. In: A. Crosnier (ed.), Résultats des campagnes MUSORSTOM, Volume 20. *Mémoires du Muséum national d'Histoire naturelle*, **180**: 379-406.

Boyko C. B. and P. A. McLaughlin

2010. Annotated checklist of anomuran decapod crustaceans of the world (exclusive of the Kiwaoidea and families Chirostylidae and Galatheidae of the Galatheoidea) Part IV – Hippoidea. *The Raffles Bulletin of Zoology*, supplement **23**: 139-151.  
At <http://rmbn.nus.edu.sg/rbz/supplement23.html>

Bruce A. J.

1967. Notes on some indo-pacific Pontoniinae III-IX. Descriptions of some new genera and species from the Western Indian Ocean and the South China Sea. *Zoologische Verhandelingen*, **87**: 1-73.  
At <http://www.repository.naturalis.nl/document/148937>
1971. Pontoniinid shrimps from the ninth cruise of R/V *Anton Bruun*, IIOE, 1964: I. *Palaemonella* Dana and *Periclimenes* Costa. *Smithsonian Contributions to Zoology*, **82**: 1-13.  
At <http://hdl.handle.net/10088/5302>

Coppinger R. W.

1884. *Cruise of the Alert Four years in Patagonian, Polynesian, and Mascarene Waters (1878-82)*. R. Worthington, 770 Broadway, New York, Second Edition: 1-256.  
At <http://www.biodiversitylibrary.org/item/73428>

Dana J. D.

1855. Crustacea. *Atlas* 13: 1-27, pl. 1-96.  
At [http://www.sil.si.edu/imagegalaxy/imageGalaxy\\_MoreImages.cfm?book\\_id=19-21](http://www.sil.si.edu/imagegalaxy/imageGalaxy_MoreImages.cfm?book_id=19-21)

Daniel J., Dupont J. and C. Jouannic

1972. Géologie sous-marine - Relations Madagascar - Archipel des Comores (Nord-est du canal de Mozambique). Sur la nature volcanique du Banc du Leven. *Comptes Rendus de l'Académie des Sciences*, Paris, **274**: 1784-1787.  
At [http://horizon.documentation.ird.fr/exl-doc/pleins\\_textes/pleins\\_textes\\_5/b\\_fdi\\_04-05/05432.pdf](http://horizon.documentation.ird.fr/exl-doc/pleins_textes/pleins_textes_5/b_fdi_04-05/05432.pdf)

Dechancé M.

1963. Sur des *Paguristes* littoraux de l'ouest de l'océan Indien: *P. jousseaumei* Bouvier, *P. perspicax* Nobili et *P. abbreviatus* sp. nov. (Crustacea Decapoda Paguridea). *Bulletin du Muséum national d'Histoire naturelle*, **35**: 291-301.
1964. Sur une collection de crustacés pagurides de Madagascar et des Comores. *Cahiers de l'ORSTOM*, **II**(2): 27-45.  
At [http://horizon.documentation.ird.fr/exl-doc/pleins\\_textes/cahiers/oceanographie/19448.pdf](http://horizon.documentation.ird.fr/exl-doc/pleins_textes/cahiers/oceanographie/19448.pdf)

Derijard R.

1966. Note préliminaire sur les crustacés stomatopodes et décapodes récoltés à l'île Europa du 6 au 24 Avril 1964. *Mémoire du Muséum national d'Histoire naturelle*, **4**(41): 159-180.

Forest J.

1953. Crustacés Décapodes marcheurs des îles de Tahiti et des Tuamotu. I. Paguridea. *Bulletin du Muséum national d'Histoire naturelle*, **25**(5): 441-450.
1957. Les Pagures du Viêt-Nam. I - Le genre *Diogenes* Dana. *Bulletin du Muséum national d'Histoire naturelle*, 1956 (1957), **28**(6): 524-532.
1984. Révision du genre *Aniculus* Decapoda Diogenidae. *Crustaceana*, supplement, **8**: 1-91.

- 1987a. Les Pylochelidae ou "Pagures symétriques" (Crustacea Coenobitoidea). In: A. Crosnier (ed.), Résultats des campagnes MUSORSTOM, Volume 3. *Mémoires du Muséum national d'Histoire naturelle*, **137**: 1-254, pl. 1-9.
- 1987b. Ethology and distribution of Pylochelidae (Crustacea Decapoda Coenobitidae). *Bulletin of Marine Science*, **41**(2): 309-321.  
At <http://www.ingentaconnect.com/content/umrsmas/bullmar/1987/00000041/00000002/art00019>
- Fourmanoir P.  
1955. Crustacés Macroures et Anomoures, Stomatopodes. Notes sur la faune intercotidale des Comores. *Le Naturaliste Malgache*, **7**(1): 19-33.  
At [http://horizon.documentation.ird.fr/exl-doc/pleins\\_textes/pleins\\_textes\\_5/b\\_fdi\\_10-11/11450.pdf](http://horizon.documentation.ird.fr/exl-doc/pleins_textes/pleins_textes_5/b_fdi_10-11/11450.pdf)
- Gherardi F. and P. A. McLaughlin  
1994. Shallow-water hermit crabs (Crustacea: Decapoda: Anomura: Paguridae) from Mauritius and Rodrigues islands, with the description of a new species of *Calcinus*. *Raffles Bulletin of Zoology*, **42**(3): 613-656.  
At <http://rmbn.nus.edu.sg/rbz/journal423.html>
- Guilcher A., Berthois L., Le Calvez Y., Battistini R. and A. Crosnier  
1965. *Les récifs coralliens et le lagon de l'île de Mayotte (Archipel des Comores, Océan Indien), Géomorphologie, Sédimentologie, Hydrologie, Foraminifères*. Office de la Recherche Scientifique et Technique Outre-Mer. ORSTOM Ed., Paris, 210 pp.  
At [http://horizon.documentation.ird.fr/exl-doc/pleins\\_textes/pleins\\_textes\\_2/memoires/10967.pdf](http://horizon.documentation.ird.fr/exl-doc/pleins_textes/pleins_textes_2/memoires/10967.pdf)
- Haig J.  
1966. Sur une collection de crustacés porcellanes (Anomura: Porcellanidae) de Madagascar et des Comores. *Cahiers de l'ORSTOM*, 1965 (1966), **3**(4): 39-50.  
At [http://horizon.documentation.ird.fr/exl-doc/pleins\\_textes/cahiers/oceanographie/19487.pdf](http://horizon.documentation.ird.fr/exl-doc/pleins_textes/cahiers/oceanographie/19487.pdf)
1983. Porcellanidae (Decapoda, Anomura) from the Seychelles, western Indian Ocean. *Crustaceana*, **45**(3): 279-289.
- Haig J. and E. E. Ball  
1988. Hermit crabs from north Australian and eastern Indonesian waters (Crustacea Decapoda: Anomura: Paguroidea) collected during the 1975 *Alpha Helix* Expedition. *Records of the Australian Museum*, **40**(3): 151-196.  
At <http://australianmuseum.net.au/journal/Haig-and-Ball-1988-Rec-Aust-Mus-403-151196>
- Haig J. and R. K. Kropp  
1987. *Petrolisthes eldredgei*, a new porcellanid crab from the indo-west Pacific, with redescription of two related species. *Micronesica*, **20**: 171-186.
- Hoffmann C. K.  
1874. *Crustacés et Echinodermes de Madagascar et de l'île de la Réunion*. In: F. P. L. Pollen et D. C. Van Dam, Recherches sur la Faune de Madagascar et de ses dépendances, 5<sup>ème</sup> partie. Leiden, E. J. Brill: 1-58, pl. 1-10.  
At <http://www.biodiversitylibrary.org/item/99944#page/43/mode/1up>
- Hogarth P. J., Gherardi F. and P. A. McLaughlin  
1998. Hermit crabs of the Maldives, with the description of a new species of *Catapagurus*. *Tropical Zoology*, **11**: 149-175.



Jones D. and G. Morgan

2002. *A field guide to the crustaceans of Australian waters*. Reed, Western Australian Museum Book (second edition), 224 pp.

Kensley B.

1970. A small collection of decapod Crustacea from Mozambique. *Annals of South African Museum*, **57** (5): 103-122.

Komai T.

2004. *Calcinus areolatus* Rahayu & Forest, an invalid taxon founded on juvenile or young stages of *Calcinus morgani* Rahayu & Forest (Crustacea: Decapoda: Anomura: Diogenidae). *Biological Magazine*, **42**: 25-38.

2010. New species and new records of the hermit crab genus *Pagurixus* Melin, 1939 (Crustacea: Decapoda: Anomura: Paguridae) from the Indo-West Pacific. *Journal of Natural History* 44 (21): 1269-1342.

Komai T. and M. Osawa

2006. A review of the *Pagurixus boninensis* species group, with descriptions of six new species (Crustacea: Decapoda: Anomura: Paguridae). *Zootaxa*, **1214**: 1-107.

Komai T. and J. Okuno

2009. Two New Species of the Hermit Crab Genus *Pagurixus* (Decapoda: Anomura: Paguridae) from the Western Pacific. *Bulletin National Museum Natural Sciences*, Supplement, **3**: 137-156.

Komai T. and J. Poupin

2012. Two new species of shallow-water hermit crabs (Crustacea: Decapoda: Paguridae) from Mayotte Island, southwestern Indian Ocean. *Zootaxa*, **3277**: 56–68.

Kornicker L.

1992. Myodocopid Ostracoda of the BENTHEDI Expedition, 1977, to the NE Mozambique Channel, Indian Ocean. *Smithsonian Contribution to Zoology*, **531**: 1-243.

At <http://hdl.handle.net/10088/5571>

Kropp R. K.

1986. A neotype designation for *Petrolisthes tomentosus* (Dana), and description of *Petrolisthes heterochrous*, new species, from the Mariana islands (Anomura: Porcellanidae). *Proceeding of the Biological Society of Washington*, **99**(3): 452-463.

Laurie R. D.

1926. Reports of the Percy Sladen Trust Expedition to the Indian Ocean in 1905, under the leadership of Mr. J. Stanley Gardiner, M.A. Vol. 8, No. VI. Anomura collected by Mr. J. Stanley Gardiner in the western Indian Ocean in H.M.S. *Sealark*. *Transactions of the Zoological Society of London*, **19**: 121–167.

Lemaitre R.

1994. Crustacea Decapoda: Deep-water hermit crabs (Parapaguridae) from French Polynesia with description of four new species. In: A. Crosnier (ed.), Résultats des campagnes MUSORSTOM, Volume 12, *Mémoires du Muséum National d'Histoire naturelle*, **161**: 375-419.

1996. Hermit crabs of the family Parapaguridae (Crustacea: Decapoda: Anomura) from Australia: species of *Strobopagurus* Lemaitre, 1989, *Sympagurus* Smith, 1883 and two new genera. *Records of the Australian Museum*, **48**: 163-221.

At <http://publications.australianmuseum.net.au/record.cfm?ref=286>

- 2004a A review of *Strobopagurus* Lemaitre, 1989 (Crustacea: Decapoda: Paguroidea: Parapaguridae), with description of a new species. *Scientia Marina*, **68**(3): 355-372.  
At <http://www.icm.csic.es/scimar/index.php/secId/6/IdArt/3156/>
- 2004b A worldwide review of hermit crab species of the genus *Sympagurus* Smith, 1883 (Crustacea: Decapoda: Parapaguridae). In: Marshall B. & B. Richer de Forges (eds), Tropical Deep-sea Benthos, volume 23. *Mémoires du Muséum national d'Histoire naturelle*, **191**: 85-149.
- Lewinsohn C.  
1979. Researches on the coast of Somalia. The shore and the dune of Sar Uanle. 23. Porcellanidae (Crustacea Decapoda Anomura). *Monitore Zoologico Italiano, supplemento*, **12**(6): 39-57, pl. 1.  
1982. Researches on the coast of Somalia. The shore and the dune of Sar Uanle. 33 Diogenidae, Paguridae and Coenobitidae (Crustacea Decapoda Paguridae). *Monitore Zoologico Italiano, supplemento*, **16**(2): 35-68.
- Low M. E. Y. and S. H. Tan (eds)  
2010. Checklists of anomuran decapod crustaceans of the world (exclusive of the Kiwaoidea and families Chirostylidae and Galatheididae of the Galattheoidea) and marine lobsters of the world. *The Raffles Bulletin of Zoology*, supplement **23**: i-iii.  
At <http://rmbn.nus.edu.sg/rbz/supplement23.html>
- Macpherson E. and K. Baba  
2010. Revision of the genus *Sadayoshia* (Anomura, Galatheididae), with description of four new species. In: Fransen C. H. J. M., De Grave S. and P. K. L. Ng (eds.) Studies on Malacostraca: Lipke Bijdeley Holthuis Memorial Volume. *Crustaceana Monographs*. Fransen C. H. J. M. and J. C. von Vaupel Klein (series eds.) Leiden, Brill, **14**: 415-452.  
At <http://decapoda.nhm.org/pdfs/31634/31634.pdf>
- Macpherson E. and R. Cleva  
2010. Shallow-water squat lobsters (Crustacea, Decapoda, Galatheididae) from Mayotte (Comoros Island), La Réunion and Madagascar, with the description of a new genus and two new species. *Zootaxa*, **2612**: 57–68.  
At <http://decapoda.nhm.org/pdfs/31573/31573.pdf>
- Malay M. C. and G. Paulay  
2009. Peripatric speciation drives diversification and distributional pattern of reef hermit crabs (Decapoda: Diogenidae: *Calcinus*). *Evolution*, **64**(3): 634–662.
- Manning R. B.  
1968. Stomatopod Crustacea from Madagascar. *Proceedings of the United States National Museum*, **124** (3641): 1-61.  
At <http://biodiversitylibrary.org/page/7510559>
- McLaughlin P. A.  
2004. A review of the hermit crab genus *Nematopagurus* A. Milne-Edwards and Bouvier, 1892, and the descriptions of five new species (Crustacea: Decapoda: Paguridae), In Marshall B. and B. Richer de Forges (eds), Tropical Deep-Sea Benthos, volume 23. *Mémoires du Muséum national d'Histoire naturelle*, **191** : 151-229.

McLaughlin P. A. and P. J. Hogarth

1998. Hermit crabs (Decapoda: Anomura: Paguridae) from the Seychelles. *Zoologische Verhandelingen*, **318**: 1-48.

At <http://www.repository.naturalis.nl/document/149015>

McLaughlin P. A. and R. Lemaitre

2009. A new classification for the Pylochelidae (Decapoda: Anomura: Paguroidea). *The Raffles Bulletin of Zoology*, Supplement, **20**: 159-231.

At <http://rmbn.nus.edu.sg/rbz/supplement20.html>

McLaughlin P. A., Rahayu D. L., Komai T. and T.-Y. Chan.

2007. *A catalog of the hermit crabs (Paguroidea) of Taiwan*. National Taiwan Ocean University, Keelung: i-viii, 365 pp.

McLaughlin P. A., Boyko C. B., Crandall K. A., Komai T., Lemaitre R., Osawa M. and D. L. Rahayu

2010a. Annotated checklist of anomuran decapod crustaceans of the world (exclusive of the Kiwaoidea and families Chirostylidae and Galatheidae of the Galatheoidea) – Preamble and scope. *The Raffles Bulletin of Zoology*, supplement **23**: 1-4.

At <http://rmbn.nus.edu.sg/rbz/supplement23.html>

McLaughlin P. A., Komai T., Lemaitre R. and D. L. Rahayu

2010b. Annotated checklist of anomuran decapod crustaceans of the world (exclusive of the Kiwaoidea, and families Chirostylidae and Galatheidae of the Galatheoidea). In: Low M. E. Y. and S. H. Tan (eds.), Part 1, Lithodoidea, Lomisoidea and Paguroidea. *Raffles Bulletin of Zoology*, supplement **23**: 5-107.

At <http://rmbn.nus.edu.sg/rbz/supplement23.html>

Miers E. J.

1884. *Crustacea*. Report on the Zoological collection made in the Indo-Pacific Ocean during the voyage of H.M.S. *Alert*, 1881-1882. British Museum, London. Part II, The collections from the Western Indian Ocean: 513-575, pl. 46-52.

At <http://www.biodiversitylibrary.org/item/63054>

Moradmand M. and A. Sari

2007. Littoral hermit crabs (Decapoda: Anomura: Paguroidea) from the Gulf of Oman, Iran. *Iranian Journal of Animal Biosystematics*, **3**(1): 25-36.

At [http://www.sid.ir/en/VEWSSID/J\\_pdf/116420070103.pdf](http://www.sid.ir/en/VEWSSID/J_pdf/116420070103.pdf)

Osawa M.

2001. *Heteropolyonyx biforma*, new genus and species from Japan, and redescription of *Polyonyx utinomii* (Decapoda: Porcellanidae). *Journal of Crustacean Biology*, **21**(2): 506-520.

2007a. Porcellanidae (Crustacea: Decapoda: Anomura) from New Caledonia and the Loyalty Islands. *Zootaxa*, **1548**: 1-49.

2007b. A new species of *Polyonyx* Stimpson, 1858 (Crustacea: Decapoda: Anomura: Porcellanidae) from the Philippines and Loyalty Islands. *Zootaxa*, **1450** : 21-29.

Osawa M. and T.-Y. Chan

2010. *Porcellanidae (Porcelain crabs)*, Part III. pp. 67-197. In: Chan T.-Y. (ed.) Crustacean Fauna of Taiwan: Crab-Like Anomurans (Hippoidea, Lithodoidea, and Porcellanidae). National Taiwan Ocean University, Keelung, 198 pp.

Osawa M. and P. A. McLaughlin.

2010. Annotated checklist of anomuran decapod crustaceans of the world (exclusive of the Kiwaoidea and families Chirostylidae and Galatheidae of the Galatheoidea) Part II – Porcellanidae. *The Raffles Bulletin of Zoology*, supplement **23**: 109-129.

At <http://rmbn.nus.edu.sg/rbz/supplement23.html>

Osawa M. and T. Komai

2007. A new hermit crab species of the *Pagurixus anceps* group (Crustacea: Decapoda: Anomura: Paguridae) from southern Japan, and supplemental notes on *P. patiae* Komai, 2006. *Zootaxa*, **1627**: 41-51.

Osawa M., Boyko C. B. and T.-Y. Chan

2010. *Hippoidea (Mole crabs)*. Part I. In: Chan T.-Y. (ed.) Crustacean Fauna of Taiwan: Crab-Like Anomurans (Hippoidea, Lithodoidea, and Porcellanidae). National Taiwan Ocean University, Keelung, 198 pp.

Pollen F. P. L.

1868. *Relation de Voyage*. In: Pollen F. P. L. and D. C. Van Dam, Recherches sur la faune de Madagascar et de ses dépendances, d'après les découvertes de François P. L. Pollen et D. C. Van Dam, ouvrage dédié à S. M. Guillaume III, Roi des Pays-Bas, 1<sup>ère</sup> Partie. Steenhoff J. K. (ed.), Leyde, 240 pp, 49 plates.

At <http://www.biodiversitylibrary.org/item/100051>

Poupin J.

2009. *Crustacés de la Réunion, Décapodes et Stomatopodes*. IRD Editions, Marseille: 140 pp.

At [http://horizon.documentation.ird.fr/exl-doc/pleins\\_textes/ed-09-10/010050352.pdf](http://horizon.documentation.ird.fr/exl-doc/pleins_textes/ed-09-10/010050352.pdf)

2010. Biodiversité de l'Indo-Pacifique tropical français : 2514 espèces de crustacés décapodes et stomatopodes. Rapport scientifique de l'Institut de Recherche de l'Ecole Navale, Octobre 2010, 76 pp.

At WoRMS <http://www.marinespecies.org/aphia.php?p=sourcedetails&id=147708>

Poupin J. and M. Juncker

2008. *Crustacés des îles Wallis & Futuna: Inventaire illustré, espèces commercialisables et capture des formes larvaires*. Rapport Technique du CRISP, janvier 2008: 1-43, pl. 1-7.

At <http://decapoda.nhm.org/pdfs/30457/30457.pdf>

2010. Guide des crustacés décapodes du Pacifique Sud / A guide to South Pacific's decapods crustaceans. *Guide de terrain - Field guide*. CRISP, CPS, Nouméa (French/English), 317 pp.

At <http://decapoda.nhm.org/pdfs/31614/31614.pdf>

Poupin J. and P. A. McLaughlin

1998. Additional *Calcinus* (Decapoda, Anomura, Diogenidae) from French Polynesia with three new species and a key to Indo-West Pacific species. *Crustacean Research, Tokyo*, **27**: 9-27.

At <http://ci.nii.ac.jp/lognavi?name=nels&lang=en&type=pdf&id=ART0002970323>



Poupin J. and M. C. Malay

2009. Identification of a *Ciliopagurus strigatus* (Herbst, 1804) species-complex, with description of a new species from French Polynesia (Crustacea, Decapoda, Anomura, Diogenidae). *Zoosystema*, **31**(2): 209-232.

At [http://www.mnhn.fr/museum/front/medias/publication/19399\\_z09n2a1.pdf](http://www.mnhn.fr/museum/front/medias/publication/19399_z09n2a1.pdf)

Rahayu D. L.

2007. The hermit crabs *Paguristes* Dana, 1851 *s.l.* (Crustacea, Decapoda, Anomura, Diogenidae) from the western Indian Ocean. *Zoosystema*, **29**(3): 515-534.

At [http://www.mnhn.fr/museum/front/medias/publication/11375\\_z07n3a6.pdf](http://www.mnhn.fr/museum/front/medias/publication/11375_z07n3a6.pdf)

Rahayu D. L. and J. Forest

1992. Le genre *Clibanarius* (Crustacea, Decapoda, Diogenidae) en Indonésie, avec la description de six espèces nouvelles. *Bulletin du Muséum national d'Histoire naturelle*, **14**(3-4): 745-779.

1995. Le genre *Diogenes* (Decapoda, Anomura, Diogenidae) en Indonésie, avec la description de six espèces nouvelles. *Bulletin du Muséum national d'Histoire naturelle*, 1994 (1995), **16**(2-4): 383-415.

1999. Sur le statut de *Calcinus gaimardii* (H. Milne Edwards, 1848) (Decapoda, Anomura, Diogenidae) et description de deux espèces nouvelles apparentées. *Zoosystema*, **21**(3): 461-472.

Rahayu L. D. and P. A. McLaughlin

2010. *Areopaguristes*, a generic replacement name for *Stratiotes* Thomson, 1899 (Crustacea: Decapoda: Paguroidea: Diogenidae). *Zootaxa*, **2509**: 67-68.

Reay P. J. and J. Haig

1990. Coastal hermit crabs (Decapoda: Anomura) from Kenya, with a review and key to east African species. *Bulletin of Marine Science*, **46**(3): 578-589.

At <http://www.ingentaconnect.com/content/umrsmas/bullmar/1990/00000046/00000003/art00002>

Schnabel K. E., Ahyong S. T. and E. W. Maas

2011. Galatheoidea are not monophyletic – Molecular and morphological phylogeny of the squat lobsters (Decapoda: Anomura) with recognition of a new superfamily. *Molecular Phylogenetics and Evolution*, **58**: 157–168.

At <http://decapoda.nhm.org/pdfs/31737/31737.pdf>

Serène R.

1977. Crustacés Hippidés et Brachyours des îles Seychelles (1ère partie). *Revue de Zoologie Africaine*, **91**(1): 45-68.

Thomassin B.

1969. Identification, variabilité et écologie des Hippidae (Crustacea, Anomura) de la région de Tuléar, S. W. de Madagascar. *Recueil des Travaux de la Station Marine d'Endoume*, fascicule hors série, supplément **9**: 135-177.

Thomassin B., Andréfouët S., Bouchard J.-M., Charpy L., Dinhut V., Quod J.-P., Vicente N. and J. Wickel

2009. Geysier et Zélée: les sommets d'un même volcan sous-marin. *Univers Maoré*, **12**: 22-29.

Vuillemin S.

1970. Observations éthologiques sur *Coenobita brevimanus* Dana, 1852 (Crustacé, Décapode, Anomoure). *Annales de l'Université de Madagascar, série Sciences de la Nature et Mathématiques*, **7**: 235-244.

At [http://madarevues.recherches.gov.mg/revues/pdfxfiles/Anal-sciences7\(24\).pdf](http://madarevues.recherches.gov.mg/revues/pdfxfiles/Anal-sciences7(24).pdf)

Yu H. P. and K. Y. Foo

1991. Hermit crabs of Taiwan. *S.C. Publishing Inc., Taipei, Taiwan*, 78 pp.

## WEBSITES

[1] Poupin J., Bouchard J.-M., Cleva R., Dumas J. and V. Dinhut. Base de données Internet pour l'inventaire des crustacés de la région de Mayotte.

<http://crustaceamayotte.free.fr/>

[2] IFREMER – Base de données Ecologie Benthique en Environnement Profond.

[http://www.ifremer.fr/biocean/acces\\_fr/rapports/Appel\\_2cruisefr.html?numcruise=43&cruisename=BENTHEDI](http://www.ifremer.fr/biocean/acces_fr/rapports/Appel_2cruisefr.html?numcruise=43&cruisename=BENTHEDI)

[3] MNHN Paris, La planète revisitée 'Expédition MIRIKY'

[http://www.laplaneterevisitee.org/fr/108/expedition\\_miriky\\_collecte\\_dans\\_le\\_canal\\_du\\_mozambique](http://www.laplaneterevisitee.org/fr/108/expedition_miriky_collecte_dans_le_canal_du_mozambique)

[4] Appeltans W, Bouchet P, Boxshall G. A., Fauchald K, Gordon D. P., Hoeksema B. W., Poore G. C. B., van Soest R. W. M., Stöhr S., Walter T. C., Costello M. J. (eds). WoRMS, World Register of Marine Species.

<http://www.marinespecies.org/>

[5] DORIS. Données d'Observations pour la Reconnaissance et l'Identification de la faune et de la flore Subaquatiques.

<http://doris.ffessm.fr/>

[6] Poupin J. and J. Massoukou. Biodiversité de l'île de la Réunion : crustacés décapodes et stomatopodes.

<http://biodivreunion.free.fr> and <http://biodiv-reunion.ecole-navale.fr>

[7] Yvon Gildas. Mayotte Photos Plongées. Albums.

<http://www.mayotte-photos-plongee.com/albums-2.html>

[8] Database of Crustacea (Decapoda and Stomatopoda), from Central Pacific Islands (French Polynesia, Pitcairn, Easter Island, Clipperton).

<http://decapoda.ecole-navale.fr/index.php> and <http://decapoda.free.fr>

## APPENDICES

### 1. STATIONS

Station list for Mayotte KUW fieldwork is available in Bouchard *et al.* (2011, fig. 3 and appendix 1). Stations not included in that report from Glorioso Islands sampled by M. Malay and colleagues in May 2009 for the BIOTAS program in WIO are listed below. For each station the following sequence is used: station number; date; place; latitude (S); longitude (E); depth (m); collector(s).

- GLOR-1;** 03/05/2009; patch reef, near anchorage; 15 min dive; 11°33'54.4"S, 47°17'28.6"E; 2-4 m; M. Malay, M. Guillaume, J.B. Galves, V. Denis.
- GLOR-2;** 04/05/2009; reef platform and shallow canyons with dead *Acropora digitifera* head; 11°35'453"S, 47°17'108"E; 7-14 m; H. Bruggemann, M. Malay, J.-P. Rouse, J.B. Galves.
- GLOR-3;** 04/05/2009; reef platform, sandy, beneath a slope; 12-20 m; 11°35.453'S, 47°17.108'E; V. Denis, M. Guillaume.
- GLOR-4;** 04/05/2009; patch reef, near anchorage; 3-6 m; 11°33'54.4"S, 47°17'28.6"E; V. Denis, M. Guillaume, H. Bruggemann, J.-P. Rouse, J.B. Galves.
- GLOR-5;** 05/05/2009; reef slope East side; 17-17 m; M. Malay, M. Guillaume, V. Denis, J.-P. Rouse, J.B. Galves.
- GLOR-6;** 05/05/2009; patch reef, near anchorage, Chabanet's camera site; 2-3 m; J.B. Galves, J.P. Rouse.
- GLOR-7;** 05/05/2009; reef slope West side; 5-20 m; M. Malay, H. Bruggemann, V. Denis, M. Guillaume.
- GLOR-8;** 05/05/2009; beach landing site; 0 m; J.B. Galves.
- GLOR-9;** 06/05/2009; patch reef; 3-5 m; 11°33.821'S, 47°17.610'E; H. Bruggemann, M. Guillaume, V. Denis, J.B. Galves.
- GLOR-10;** 06/05/2009; near military base, reef slope; 15-20 m; M. Malay, J.-P. Rouse, J.B. Galves.
- GLOR-11;** 06/05/2009; reef slope in front of military camp, ARMS; 14-16 m; 11°35.453'S, 47°17.093'E; M. Guillaume, H. Bruggemann, J.-P. Rouse, J.B. Galves.
- GLOR-12;** 07/05/2009; exposed reef flat, abrasion platform; 1-3 m; M. Guillaume, H. Bruggemann, M. Malay, V. Denis, A. Chauvin, D. Ringler, K. Coustaut.
- GLOR-13;** 07/05/2009; in front of Military camp, on 'Îlot aux crabes'; intertidal; J.B. Galves.
- GLOR-14;** 08/05/2009; fore reef platform; 13-14.5 m; M. Guillaume, H. Bruggemann, M. Malay.

**GLOR-15**; 08/05/2009; reef front S side; 7-14.5 m; H. Bruggemann, M. Guillaume, J.-P. Rousse, J.B. Galves.

**GLOR-16**; 08/05/2009; reef flat all along coast of Grande Glorieuse; 0-3 m; V. Denis.

## 2. VERTICAL RANGES

The vertical ranges of the species indicated in the following tables are defined as follow: supra-tidal; intertidal; shallow waters (0-60 m); and deep sea (60 to +1000 m).

Table 2. Anomura (Galatheaidea and Hippoidea) from Mayotte region, with indication of vertical range (**x** observed; x, potential). Species in bold are first records for Mayotte region. Species highlighted in grey are reported in WIO only; other species are distributed in the IWP.

Superfamily	Family	Species	Supra-tidal	Intertidal	Shallow waters	Deep	
Chirostyloidea	Chirostyliidae	<b><i>Eumunida sp.</i></b>				<b>x</b>	
Galatheaidea	Galatheidae	<b><i>Galathea aegyptiaca</i></b>			<b>x</b>		
		<b><i>Galathea amamiensis</i></b>		x	<b>x</b>		
		<b><i>Galathea denticulata</i></b>			<b>x</b>		
		<i>Galathea mauritiana</i>		x	<b>x</b>		
		<i>Galathea spinosorostris</i>		x	<b>x</b>		
		<b><i>Galathea tanegashimae</i></b>		x	<b>x</b>		
		<b><i>Macrothea bouchardi</i></b>			<b>x</b>		
	Munididae	<b><i>Munida sp.</i></b>					<b>x</b>
		<b><i>Sadayoshia edwardsii</i></b>		x	<b>x</b>		
	Porcellanidae	<b><i>Aliaporcellana pygmaea</i></b>		x	<b>x</b>		
		<b><i>Neopetrolisthes maculatus</i></b>			<b>x</b>		
		<b><i>Pachycheles sculptus</i></b>			<b>x</b>		
		<i>Petrolisthes decacanthus</i>		<b>x</b>			
		<i>Petrolisthes lamarckii</i>		<b>x</b>			
		<b><i>Petrolisthes ornatus</i></b>		<b>x</b>			
		<i>Petrolisthes rufescens</i>		<b>x</b>			
		<i>Petrolisthes tomentosus</i>		<b>x</b>			
		<b><i>Pisidia delagoae</i></b>		<b>x</b>			
		<b><i>Polyonyx biunguiculatus</i></b>				<b>x</b>	
		<b><i>Polyonyx boucheti aff.</i></b>				<b>x</b>	
<b><i>Polyonyx pedalis</i></b>				<b>x</b>			
<i>Polyonyx triunguiculatus</i>				<b>x</b>			
Hippoidea	Hippidae	<b><i>Hippa adactyla</i></b>		<b>x</b>			



Table 2. Same. Anomura (Coenobitidae and Diogenidae).

Superfamily	Family	Species	Supra-tidal	Intertidal	Shallow waters	Deep	
Paguroidea	Coenobitidae	<i>Birgus latro</i>	x				
		<i>Coenobita brevimanus</i>	x				
		<b><i>Coenobita cavipes</i></b>	x				
		<b><i>Coenobita perlatus</i></b>	x	x			
		<i>Coenobita rugosus</i>	x	x			
	Diogenidae	<b><i>Aniculus maximus</i></b>				x	
		<b><i>Aniculus retipes</i></b>				x	
		<i>Aniculus ursus</i>				x	
		<b><i>Areopaguristes abbreviatus</i></b>				x	
		<i>Areopaguristes micheleae</i>					x
		<i>Calcinus laevimanus</i>		x	x		
		<b><i>Calcinus latens</i></b>		x	x		
		<i>Calcinus morgani</i>		x	x		
		<b><i>Calcinus pulcher aff.</i></b>				x	
		<b><i>Calcinus rosaceus</i></b>		x	x		
		<b><i>Calcinus vachoni aff.</i></b>				x	
		<b><i>Ciliopagurus tricolor</i></b>		x	x		
		<b><i>Clibanarius englaucus</i></b>		x			
		<b><i>Clibanarius eurysternus</i></b>		x	x		
		<b><i>Clibanarius humilis</i></b>		x			
		<b><i>Clibanarius laevimanus</i></b>		x			
		<b><i>Clibanarius longitarsus</i></b>	x	x			
		<b><i>Clibanarius rhabdodactylus</i></b>		x			
		<b><i>Clibanarius virescens</i></b>		x	x		
		<i>Dardanus deformis</i>				x	
		<i>Dardanus gemmatus</i>		x	x		
		<i>Dardanus guttatus</i>				x	
		<i>Dardanus lagopodes</i>				x	
		<b><i>Dardanus megistos</i></b>				x	
		<i>Dardanus pedunculatus</i>				x	
		<b><i>Dardanus scutellatus</i></b>				x	
		<b><i>Diogenes pallescens</i></b>				x	
		<i>Paguristes palythophilus</i>					x
<i>Pseudopaguristes laurentae</i>					x		

Table 2. Same. Anomura (Paguridae, Parapaguridae, Pylochelidae).

Superfamily	Family	Species	Supra-tidal	Intertidal	Shallow waters	Deep	
Paguroidea	Paguridae	<i>Anapagrides reesei</i>		x			
		<i>Catapagurus sp.</i>			x		
		<i>Pagurixus carinimanus</i>			x		
		<i>Pagurixus nomurai</i>			x		
		<i>Pagurixus patiae</i>			x		
		<i>Pagurixus purpureus</i>			x		
		<i>Pagurixus ruber</i>			x		
		<i>Pagurixus rubrovittatus</i>			x		
		<i>Pagurus hirtimanus</i>			x		
		<i>Pylopaguropsis keijii</i>			x		
	<i>Trichopagurus trichophthalmus</i>			x			
	Parapaguridae	<i>Paragiopagurus boletifer</i>					x
		<i>Strobopagurus sibogae</i>					x
		<i>Sympagurus dofleini</i>					x
	Pylochelidae	<i>Cheiroplatea stenurus</i>					x
		<i>Pomatocheles stridulans</i>					x
<i>Trizocheles hoensonae</i>						x	

## INDEX

<i>abbreviatus</i>		<i>brevimanus</i> , <i>Coenobita</i> .....	25
<i>Areopaguristes</i> .....	28	<i>brevipes</i> , <i>Sympagurus</i> .....	55
<i>Paguristes</i> .....	28	<i>burkenroadi</i> , <i>Sympagurus</i> .....	55
<i>Stratiotes</i> .....	28	<i>Calcinus</i>	
<i>adactyla</i> , <i>Hippa</i> .....	24	<i>gaimardii</i> .....	30
<i>aegyptiaca</i> , <i>Galathea</i> .....	12	<i>guamensis</i> .....	54
<i>affinis</i>		<i>haigae</i> .....	31, 32
<i>Galathea</i> .....	14	<i>laevimanus</i> .....	28
<i>Sympagurus</i> .....	55	<i>latens</i> .....	29
<i>Albunea</i>		<i>morgani</i> .....	30
<i>elioti</i> .....	54	<i>pulcher</i> aff.....	31
<i>holthuisi</i> .....	54	<i>rosaceus</i> .....	32
<i>microps</i> .....	54	<i>seurati</i> .....	54
<i>speciosa</i> .....	54	<i>tropidomanus</i> .....	54
ALBUNEIDAE.....	54	<i>vachoni</i> aff.....	33
<i>Aliaporcellana</i>		<i>carinimanus</i> , <i>Pagurixus</i> .....	44
<i>pygmaea</i> .....	17	<i>Catapagurus</i>	
<i>suluensis</i> .....	17	<i>ensifera</i> .....	44, 54
<i>Allogalathea elegans</i> .....	53	<i>granulatus</i> .....	44
<i>alobatus</i> , <i>Neopetrolisthes</i> .....	53	<i>sp.44</i>	
<i>amamiensis</i> , <i>Galathea</i> .....	12	<i>cavipes</i> , <i>Coenobita</i> .....	25
<i>Anapagridentes reesei</i> .....	43	<i>caeruleus</i> , <i>Cestopagurus</i> .....	43
<i>anceps</i> , <i>Pagurixus</i> .....	54	<i>Cestopagurus caeruleus</i> .....	43
<i>andersoni</i> , <i>Sympagurus</i> .....	55	<i>Cheiroplatea stenurus</i> .....	50
<i>Aniculus</i>		CHIROSTYLIDAE.....	11, 53
<i>aniculus</i> .....	26	<i>Ciliopagurus</i>	
<i>maximus</i> .....	26	<i>galzini</i> .....	33
<i>ursus</i> .....	26	<i>shebae</i> .....	54
<i>aniculus</i> , <i>Aniculus</i> .....	26	<i>tricolor</i> .....	33
<i>antennarius</i> , <i>Paguristes</i> .....	54	<i>vakovako</i> .....	33
<i>Areopaguristes</i>		<i>Clibanarius</i>	
<i>abbreviatus</i> .....	28	<i>englaucus</i> .....	33
<i>micheleae</i> .....	28	<i>eurysternus</i> .....	34
<i>asper</i> .....	41	<i>humilis</i> .....	35
<i>Dardanus</i> .....	41	<i>laevimanus</i> .....	36
<i>Trichopagurus</i> .....	43	<i>longitarsus</i> .....	36
<i>avarus</i> , <i>Diogenes</i> .....	54	<i>merguiensis</i> .....	34, 54
<i>balssi</i> , <i>Trizocheles</i> .....	50	<i>ransoni</i> .....	35
<i>barbeti</i> , <i>Munida</i> .....	53	<i>rhabdodactylus</i> .....	36
<i>Birgus latro</i> .....	25	<i>signatus</i> .....	36
<i>biunguiculatus</i> , <i>Polyonyx</i> .....	22	<i>striolatus</i> .....	36, 54
<i>boletifer</i>		<i>virescens</i> .....	37
<i>Paragiopagurus</i> .....	48	<i>coccineus</i> , <i>Petrolisthes</i> .....	53
<i>Sympagurus</i> .....	48	<i>Coenobita</i>	
<i>Boninpagurus</i> aff. <i>acanthocheles</i> .....	43	<i>brevimanus</i> .....	25
<i>bouchardi</i> , <i>Macrothea</i> .....	16	<i>cavipes</i> .....	25
<i>boucheti</i> aff., <i>Polyonyx</i> .....	22	<i>perlatus</i> .....	25
<i>brachyops</i> , <i>Dardanus</i> .....	54	<i>rugosus</i> .....	26

<i>scaevola</i> .....	26	<i>gemmatus, Dardanus</i> .....	39
COENOBITIDAE .....	24	<i>granulatus, Catapagurus</i> .....	44
<i>costatus, Diogenes</i> .....	54	<i>guamensis, Calcinus</i> .....	54
<i>Dardanus</i>		<i>guttatus, Dardanus</i> .....	39
<i>asper</i> .....	41	<i>haigae, Calcinus</i> .....	31, 32
<i>brachyops</i> .....	54	<i>Hippa</i>	
<i>deformis</i> .....	38	<i>adactyla</i> .....	24
<i>gemmatus</i> .....	39	<i>marmorata</i> .....	54
<i>guttatus</i> .....	39	<i>ovalis</i> .....	54
<i>lagopodes</i> .....	39	HIPPIDAE .....	24, 54
<i>megistos</i> .....	41	<i>hirtimanus, Pagurus</i> .....	47
<i>pedunculatus</i> .....	41	<i>hoenonae, Trizocheles</i> .....	50
<i>sanguinolentus</i> .....	39	<i>holthuisi, Albunea</i> .....	54
<i>scutellatus</i> .....	41	<i>humilis, Clibanarius</i> .....	35
<i>setifer</i> .....	54	<i>integrastrois, Phylladorhynchus</i> .....	53
<i>tinctor</i> .....	54	<i>janitor</i>	
<i>deformis, Dardanus</i> .....	38	<i>Eupagurus</i> .....	47
<i>delagoae, Pisidia</i> .....	21	<i>Pagurus</i> .....	47
<i>denticulata, Galathea</i> .....	12	<i>jousseauae, Paguristes</i> .....	28
<i>diadema, Nematopagurus</i> .....	54	<i>keijii, Pylopaguropsis</i> .....	47
<i>Diogenes</i>		<i>laevimanus</i>	
<i>avarus</i> .....	54	<i>Calcinus</i> .....	28
<i>costatus</i> .....	54	<i>Clibanarius</i> .....	36
<i>gardineri</i> .....	42	<i>laevirostris, Leiogalatea</i> .....	53
<i>leptocerus</i> .....	42, 54	<i>lagopodes, Dardanus</i> .....	39
<i>pallescens</i> .....	41	<i>lamarckii, Petrolisthes</i> .....	20
<i>serenei</i> .....	42	<i>latens, Calcinus</i> .....	29
DIOGENIDAE .....	26, 54	<i>latro, Birgus</i> .....	25
<i>dofleini, Sympagurus</i> .....	49	<i>laurentae, Pseudopaguristes</i> .....	43
<i>edwardsii, Sadayoshia</i> .....	16	<i>Lauriea gardineri</i> .....	53
<i>elegans, Allogalatea</i> .....	53	<i>lauriei, Paguristes</i> .....	54
<i>elioti, Albunea</i> .....	54	<i>Leiogalatea laevirostris</i> .....	53
<i>englaucus, Clibanarius</i> .....	33	<i>lemaitrei, Pylopaguropsis</i> .....	47
<i>Enosteoides melissa</i> .....	53	<i>leptocerus, Diogenes</i> .....	42, 54
<i>ensifer, Catapagurus</i> .....	44, 54	<i>Lissoporcellana quadrilobata</i> .....	53
<i>Eumunida sp.</i> .....	10, 11	<i>longitarsus, Clibanarius</i> .....	36
<i>Eupagurus janitor</i> .....	47	<i>Macrothea bouchardi</i> .....	16
<i>eurysternus, Clibanarius</i> .....	34	<i>maculatus, Neopetrolisthes</i> .....	17
<i>gaimardii, Calcinus</i> .....	30	<i>maorus, Pagurixus</i> .....	46
<i>Galathea</i>		<i>marmorata, Hippa</i> .....	54
<i>aegyptiaca</i> .....	12	<i>mauritaniana, Galathea</i> .....	14
<i>affinis</i> .....	14	<i>maximus, Aniculus</i> .....	26
<i>amamiensis</i> .....	12	<i>megistos, Dardanus</i> .....	41
<i>denticulata</i> .....	12	<i>melissa, Enosteoides</i> .....	53
<i>mauritaniana</i> .....	14	<i>merguiensis, Clibanarius</i> .....	34, 54
<i>spinosorostris</i> .....	15	<i>micheleae</i>	
<i>tanegashimae</i> .....	16	<i>Areopaguristes</i> .....	28
<i>ternatensis</i> .....	53	<i>Stratiotes</i> .....	28
GALATHEIDAE .....	12, 53	<i>Micropagurus aff. polynesiensis</i> .....	43
<i>galzini, Ciliopagurus</i> .....	33	<i>microps, Albunea</i> .....	54
<i>garciaensis, Pachycheles</i> .....	53	<i>militaris, Petrolisthes</i> .....	53
<i>gardineri</i>		<i>moluccensis, Petrolisthes</i> .....	53
<i>Diogenes</i> .....	42	<i>morgani, Calcinus</i> .....	30
<i>Lauriea</i> .....	53	<i>Munida</i>	
<i>Nematopagurus</i> .....	54	<i>barbeti</i> .....	53



<i>sp.</i> .....	10, 16	<i>perspicax</i> , <i>Paguristes</i> .....	28
MUNIDIDAE .....	16, 53	<i>Petrolisthes</i>	
MUNIDOPSISIDAE .....	53	<i>coccineus</i> .....	53
<i>Munidopsis serricornis</i> .....	53	<i>lamarckii</i> .....	20
<i>natalensis</i> , <i>Pachycheles</i> .....	18, 53	<i>militaris</i> .....	53
<i>Nematopagurus</i>		<i>moluccensis</i> .....	53
<i>diadema</i> .....	54	<i>ornatus</i> .....	20
<i>gardineri</i> .....	54	<i>penicillatus</i> .....	21
<i>spinulosensoris</i> .....	54	<i>pubescens</i> .....	21
<i>Neopetrolisthes</i>		<i>rufescens</i> .....	21
<i>alobatus</i> .....	53	<i>tomentosus</i> .....	21
<i>maculatus</i> .....	17	<i>Phylladorhynchus integrirostris</i> .....	53
<i>ohshimai</i> .....	17	<i>Pisidia pubescens</i> .....	21
<i>nigricapillis</i> , <i>Uroptychus</i> .....	53	<i>pisoides</i> , <i>Pachycheles</i> .....	53
<i>nomurai</i> , <i>Pagurixus</i> .....	45	<i>polynesiensis</i> aff., <i>Micropagurus</i> .....	43
<i>obesulus</i> , <i>Polyonyx</i> .....	22	<i>Polyonyx</i>	
<i>ohshimai</i> , <i>Neopetrolisthes</i> .....	17	<i>biunguiculatus</i> .....	22
<i>ornatus</i> , <i>Petrolisthes</i> .....	20	<i>boucheti</i> aff. ....	22
<i>ovalis</i> , <i>Hippa</i> .....	54	<i>obesulus</i> .....	22
<i>Pachycheles</i>		<i>pedalis</i> .....	22
<i>garciaensis</i> .....	53	<i>spina</i> .....	22
<i>natalensis</i> .....	18, 53	<i>triunguiculatus</i> .....	23
<i>pisoides</i> .....	53	<i>utinomii</i> .....	22
<i>sculptus</i> .....	18	<i>Pomatocheles stridulans</i> .....	50
PAGURIDAE .....	43, 54	PORCELLANIDAE .....	17, 53
<i>Paguristes</i>		<i>Pseudopaguristes laurentae</i> .....	43
<i>abbreviatus</i> .....	28	<i>pubescens</i> , <i>Petrolisthes</i> .....	21
<i>antennarius</i> .....	54	<i>pulcher</i> aff., <i>Calcinus</i> .....	31
<i>jousseau mei</i> .....	28	<i>puniceus</i> , <i>Paguristes</i> .....	54
<i>lauriei</i> .....	54	<i>purpureus</i> , <i>Pagurixus</i> .....	45
<i>palythophilus</i> .....	43	<i>pygmaea</i> , <i>Aliaporcellana</i> .....	17
<i>perspicax</i> .....	28	PYLOCHELIDAE .....	49
<i>puniceus</i> .....	54	<i>Pylopaguroopsis</i>	
<i>Pagurixus</i>		<i>keijii</i> .....	47
<i>anceps</i> .....	54	<i>lemaitrei</i> .....	47
<i>carinimanus</i> .....	44	<i>quadrilobata</i> , <i>Lissoporcellana</i> .....	53
<i>maorus</i> , aff. ....	46	<i>ransonii</i> , <i>Clibanarius</i> .....	35
<i>nomurai</i> .....	45	<i>reesei</i> , <i>Anapagrides</i> .....	43
<i>patiae</i> .....	45	<i>rhabdodactylus</i> , <i>Clibanarius</i> .....	36
<i>purpureus</i> .....	45	<i>rosaceus</i> , <i>Calcinus</i> .....	32
<i>ruber</i> .....	45	<i>ruber</i> , <i>Pagurixus</i> .....	45
<i>rubrovittatus</i> , aff. ....	46	<i>rubrovittatus</i> ., <i>Pagurixus</i> .....	46
<i>Pagurus</i>		<i>rufescens</i> , <i>Petrolisthes</i> .....	21
<i>hirtimanus</i> .....	47	<i>rugosus</i> , <i>Coenobita</i> .....	26
<i>janitor</i> .....	47	<i>Sadayoshia edwardsii</i> .....	16
<i>pallescens</i> , <i>Diogenes</i> .....	41	<i>sanguinolentus</i> , <i>Dardanus</i> .....	39
<i>palythophilus</i> , <i>Paguristes</i> .....	43	<i>scaevola</i> , <i>Coenobita</i> .....	26
<i>Paragiopagurus boletifer</i> .....	48	<i>sculptus</i> , <i>Pachycheles</i> .....	18
<i>Paramunida tricarinata</i> .....	53	<i>scutellatus</i> , <i>Dardanus</i> .....	41
PARAPAGURIDAE .....	48, 55	<i>serenei</i> , <i>Diogenes</i> .....	42
<i>patiae</i> , <i>Pagurixus</i> .....	45	<i>serricornis</i> , <i>Munidopsis</i> .....	53
<i>pedalis</i> , <i>Polyonyx</i> .....	22	<i>setifer</i> , <i>Dardanus</i> .....	54
<i>pedunculatus</i> , <i>Dardanus</i> .....	41	<i>seurati</i> , <i>Calcinus</i> .....	54
<i>penicillatus</i> , <i>Petrolisthes</i> .....	21	<i>shebae</i> , <i>Ciliopagurus</i> .....	54
<i>perlatus</i> , <i>Coenobita</i> .....	25	<i>sibogae</i> , <i>Strobopagurus</i> .....	48

<i>signatus</i> , <i>Clibanarius</i> .....	36	<i>ternatensis</i> , <i>Galathea</i> .....	53
<i>speciosa</i> , <i>Albunea</i> .....	54	<i>tinctor</i> , <i>Dardanus</i> .....	54
<i>spina</i> , <i>Polyonyx</i> .....	22	<i>tomentosus</i> , <i>Petrolisthes</i> .....	21
<i>spinosostris</i> , <i>Galathea</i> .....	15	<i>tricarinata</i> , <i>Paramunida</i> .....	53
<i>spinulosensoris</i> , <i>Nematopagurus</i> .....	54	<i>Trichopagurus</i>	
<i>stenurus</i> , <i>Cheiroplatea</i> .....	50	<i>asper</i> .....	43
<i>Stratiotes</i>		<i>trichophthalmus</i> .....	48
<i>abbreviatus</i> .....	28	<i>trichophthalmus</i> , <i>Trichopagurus</i> .....	48
<i>micheleae</i> .....	28	<i>tricolor</i> , <i>Ciliopagurus</i> .....	33
<i>stridulans</i> , <i>Pomatocheles</i> .....	50	<i>trispinosus</i> , <i>Sympagurus</i> .....	55
<i>striolatus</i> , <i>Clibanarius</i> .....	36, 54	<i>triunguiculatus</i> , <i>Polyonyx</i> .....	23
<i>Strobopagurus sibogae</i> .....	48	<i>Trizocheles</i>	
<i>suluensis</i> , <i>Aliaporcellana</i> .....	17	<i>balssi</i> .....	50
<i>Sympagurus</i>		<i>hoenssonae</i> .....	50
<i>affinis</i> .....	55	<i>tropidomanus</i> , <i>Calcinus</i> .....	54
<i>andersoni</i> .....	55	<i>Uroptychus nigricapillis</i> .....	53
<i>boletifer</i> .....	48	<i>ursus</i> , <i>Aniculus</i> .....	26
<i>brevipes</i> .....	55	<i>utinomii</i> , <i>Polyonyx</i> .....	22
<i>burkenroadi</i> .....	55	<i>vachoni</i> aff., <i>Calcinus</i> .....	33
<i>dofleini</i> .....	49	<i>vakovako</i> , <i>Ciliopagurus</i> .....	33
<i>trispinosus</i> .....	55	<i>virescens</i> , <i>Clibanarius</i> .....	37
<i>tanegashimae</i> , <i>Galathea</i> .....	16		



**Figure 28.** Colony of young *Coenobita rugosus* on Glorioso beach. Photo Mathieu Foulquié.