

CAMSHAFTS



2012
2013

CATAE1101



Camshaft, Kits and Components
Nockenwellen, Reparatur-Sätze
und Komponenten

Alberi a camme, kit e componenti
Arbres à cames, kits et composants
Árboles de Levas, Kits y Componentes
Watki rozrządu, zestawy i komponenty
Распределительные валы,
комплекты и компоненты ГРМ

 **FEDERAL
MOGUL**



 **GLYCO**

 **GOETZE**

Nirral

 **Payen**

CAMSHAFTS



TOP ENGINE EXPERT



- Camtrain, Valvetrain, Belts & Timing Belt Kits by AE
- Widest range of top engine applications
- OE equivalent quality you can count on



CONTENTS



Contenido	III
Certificado BER	IV
Listado por fabricante	V
Como utilizar este catálogo & guía de instalación de los Árboles de Levas	XIV- XV
Historia de AE	XX
Condiciones generales de venta	XXIII
Últimos catálogos de Federal-Mogul, Motor & Sellado	XXIV
Listado de nuevas referencias	XXV
Aplicación por fabricante	1-113
Listado numérico	114-116
Tabla con el contenido de los Kits de Árbol de Levas	117
Intercambio OE & AE	118-119
Programa antifalsificación Árboles de Levas AE	123
Póster análisis de fallos Árboles AE	124-125
Nuevo envase Árboles de Levas AE	126



Содержание	III
Сертификат BER	IV
Список автопроизводителей	V
Как использовать данный каталог и руководство по установке распределительных валов	XVIII – XIX
История AE	XXI
Условия сотрудничества	XXIII
Новейшие каталоги Federal-Mogul по деталям двигателя и уплотнениям	XXIV
Список новых деталей	XXV
Детали по производителю	1-113
Список нумерации деталей	114-116
Таблица комплектов распределительных валов	117
Взаимозаменяемость OE на AE	118-119
Программа о защите от подделок распределительных валов AE	123
Таблица исправления неискоренимому по распределительным валам	124-125
Изменение упаковки распределительных валов AE	126



Zawartość	III
Certyfikat BER	IV
Lista producentów	V
Jak korzystać z tego katalogu i poradnik montażowy wałków rozrządu	XVI – XVII
Historia AE	XXI
Ogólne warunki handlowe	XXIII
Najnowsze katalogi Federal-Mogul; części silnikowe i uszczelnienia	XXIV
Spis nowych części	XXV
Zastosowania wg kolejności producentów	1-113
Lista części w kolejności numerycznej	114-116
Tabela zawartości zestawów wałków rozrządu	117
Lista zamienników OE na AE	118-119
Program przeciwdziałania sprzedaży produktów nieoryginalnych w przypadku wałków rozrządu AE	123
Wałki rozrządu AE - najczęściej występujące problemy techniczne	124-125
Zmiana opakowań wałków rozrządu AE	126





















MANUFACTURERS LIST

Alfa _____	1
Audi _____	2
Austin _____	9
Bedford _____	11
BMW _____	12
Citroën _____	14
Dacia _____	22
Daewoo _____	23
Fiat _____	24
Ford _____	30
Honda _____	38
Hyundai _____	39
Iveco _____	40
Lada _____	41
Lancia _____	42
Mazda _____	43
Mercedes-Benz _____	44

Mini _____	51
Mitsubishi _____	52
Nissan _____	53
Opel _____	54
Peugeot _____	64
Renault _____	71
Rover _____	76
Saab _____	77
Seat _____	78
Skoda _____	84
Ssangyong _____	86
Suzuki _____	87
Talbot _____	88
Toyota _____	89
Vauxhall _____	90
Volvo _____	98
VW _____	100




















HOW TO USE THIS CATALOGUE

										CITROËN
cc										
Saxo										
1.1	TU1M (HDZ)	4	40/54	SOHC	96→03	CAM733		FOL160 (x8)		
1.4	KFW/TU3JP	4	55/75	SOHC	96→03	CAM733 Euro 2 →07/98 CAM731 Euro 3 (D3); Euro 4 (D4) CAM732 Euro1 to Euro2 03/98→ CAM461		FOL160 (x8)		
1.5 Diesel	TUD5 (VJY)/TUD5 (VJZ)	4	42/57	SOHC	96→03					
		77.00						FOL126 (x8)		Mechanical
Synergie										
1.9 Diesel	XUD9BTF (DHX)/XUD9TF (D8B)	4	66/90	SOHC	94→02	CAM373 CAM354	CKS2373 CKS2354		FOL73 (x8)	Camshaft driven vacuum pump. Mechanical Pulley driven vacuum pump.
2.0 Diesel	DW10ATED (RHZ)	4	80/109	SOHC	99→02	CAM679		FOL163 (x8)	FOL154 (x8)	
2.0 Diesel	DW10ATED4 (RHW)	4	80/109	SOHC	99→02	CAM748 CAM749			FOL115 (x16)	
2.1 Diesel	XUD11BTE (P8C)	4	81/110	SOHC	96→02	CAM674		FOL116 (x12)	FOL109 (x12)	
Visa										
1.1	XW7 (109/5)	4	37/50	SOHC	78→91	CAM540	CKS7540	FOL2 (x8)		
	XW7 (109/5F)	72.00	33-37/45-50	SOHC						
	XW7 (109/5)		37/50	SOHC						

- ① Vehicle Model
- ② Engine Information
- ③ Number of Cylinders and Bore size respectively
- ④ Engine Power
- ⑤ Application years
- ⑥ AE Camshaft reference
- ⑦ AE Camkit reference, for kit contents chart see index at the back
- ⑧ AE Cam Follower reference
- ⑨ AE Cam Lifter / Tappet & AE Thrust Pad references respectively
- ⑩ Required engine quantity
- ⑪ Miscellaneous Information as necessary
- ⑫ New Parts (highlighted in blue)
- ⑬ Diesel engines

Panel Sequence:

Model & then ascending engines capacity order within a vehicle manufacturer, unless logically listed in 'family' group.

										
cc			kw/PS							
Saxo										
1.1	TU1M (HDZ)	4	40/54	SOHC	96→03	CAM733		FOL160 (x8)		
1.4	KFW/TU3JP	4	55/75	SOHC	96→03	CAM733 Euro 2 →07/98 CAM731 Euro 3 (D3); Euro 4 (D4) CAM732 Euro1 to Euro2 03/98→ CAM461		FOL160 (x8)		
1.5 Diesel	TUD5 (VJY)/TUD5 (VJZ)	4	42/57	SOHC	96→03			FOL126 (x8)	Mechanical	
Synergie										
1.9 Diesel	XUD9BTF (DHX)/XUD9TF (D8B)	4	66/90	SOHC	94→02	CAM373 CAM354	CKS2373 CKS2354	FOL73 (x8)	Camshaft driven vacuum pump. Mechanical Pulley driven vacuum pump.	
2.0 Diesel	DW10ATED (RHZ)	4	80/109	SOHC	99→02	CAM679		FOL163 (x8)	FOL154 (x8)	
2.0 Diesel	DW10ATED4 (RHW)	4	80/109	SOHC	99→02	CAM748 CAM749			FOL115 (x16)	
2.1 Diesel	XUD11BTE (P8C)	4	81/110	SOHC	96→02	CAM674		FOL116 (x12)	FOL109 (x12)	
Visa										
1.1	XW7 (109/5)	4	37/50	SOHC	78→91	CAM540	CKS7540	FOL2 (x8)		
	XW7 (109/5F)		33-37/45-50	SOHC						
	XW7 (109/5)		37/50	SOHC						

- 1 Модель автомобиля
- 2 Модель двигателя
- 3 Количество цилиндров и диаметр цилиндра
- 4 Мощность двигателя
- 5 Период выпуска
- 6 Распределительный вал АЕ
- 7 Комплект распределительного вала АЕ, список комплектов см. на задней стороне
- 8 Коромысло клапана АЕ
- 9 Толкатель клапана АЕ
- 10 Количество для двигателя
- 11 Дополнительная информация
- 12 Новые артикулы (выделены голубым цветом)
- 13 Дизельные двигатели

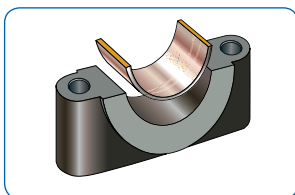
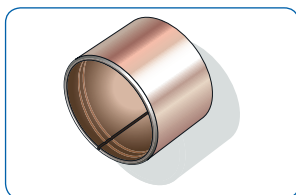
Последовательность страниц:

Модель, затем по возрастанию объема двигателя.


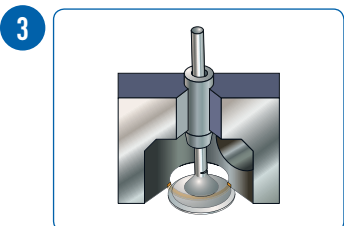
Чтобы обеспечить максимальный срок службы нового распредвала и компонентов ГРМ, очень важно выполнять установку в соответствии с приведенными ниже процедурами:

1 Убедитесь в том, что новый распредвал аналогичен старому, особенно в отношении смазочных каналов.

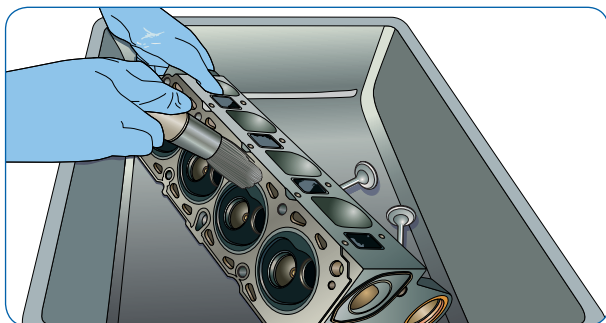
2 Убедитесь в том, что подшипники/втулки распредвала не имеют значительного износа и не повреждены.



Убедитесь в том, что клапаны, гнезда клапанов, направляющие, пружины и уплотнения стержней клапанов исправны. Проверьте износ шестерен и цепей механизма газораспределения. При необходимости выполните замену или ремонт. При установке нового распредвала всегда заменяйте ремни механизма газораспределения.



4 На **НОВОМ** распределительном вале убедитесь, что масляные каналы **ЧИСТЫЕ** и **НЕЗАБЛОКИРОВАННЫЕ**. Хорошо очистите защитное покрытие со всех поверхностей соприкосновения так, чтобы не повредить втулки или поверхности вала.



После выполнения указанных выше проверок произведите сборку, уделяя особое внимание следующему:

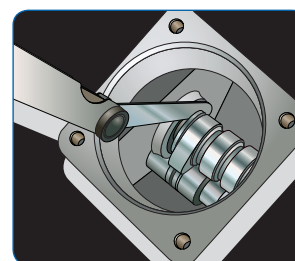
5 ДОЛЖНЫ быть установлены новые рокеры/толкатели распредвала. Это очень важно с точки зрения предотвращения преждевременного отказа распредвала. Если данная операция не будет выполнена, гарантия станет недействительной.



6 Хорошо смажьте посадочные места и кулачки распредвала **предпусковой смазкой или высококачественным моторным маслом.**



7 Проверьте осевой люфт распредвала и отрегулируйте его в соответствии с руководством по ремонту производителя двигателя.



8 Используйте новые прокладки, уплотнения и болты ГБЦ.



9 Замените моторное масло и установите новый масляный фильтр.



10 И, наконец, где применимо, проверьте толкатели и отрегулируйте их соответствующим образом. Эту операцию следует повторить примерно через 800 км пробега.

Невозможно составить универсальные инструкции по установке для всех распредвалов. Поэтому приведенные выше замечания следует использовать вместе с руководством по ремонту производителя двигателя. Соблюдение данных инструкций и регулярное обслуживание обеспечат продолжительный безаварийный срок службы нового распредвала и установленных компонентов ГРМ.



2011

1986

AE group acquired by T&N plc

1998

Federal-Mogul Corporation (F-M) purchased T&N Ltd.

2008

F-M Pinetown Valves facility had been re-certified to TS16949 : 2000, ISO 9001 : 2000 and ISO 14001 : 2004

2009

Engine Brands repositioning, **AE brand positioned** as F-M The Expert brand for top engine product lines: Valves, Camshafts and Belts. AE® brand New visual identity and packaging introduced. New visual identity and packaging introduced with extensive anti-counterfeit programme and AE brand slogan: **TOP ENGINE EXPERT**

HISTORIA – NAJWAŻNIEJSZE DATY

- 1947 Utworzenie Holdingu Associated Engineering Ltd. przez połączenie firm Hepworth & Grandage Ltd., Wellworthy Piston Rings Ltd., Bricovmo i później Glacier
- 1968 Utworzenie AE Autoparts Ltd. z siedzibą w Bradford
- 1973-82 Oferta AE zostaje rozszerzona o zawory silnikowe i wałki rozrządu, a także o pompy i inne części rozrządu
- 1977 Fabryka Pinetown Valves rozpoczyna produkcję zaworów dolotowych i wylotowych
- 1978 Otrzymanie Nagrody Królowej za osiągnięcia w eksporcie
- 1986 Grupa AE zostaje kupiona przez T&N plc
- 1998 Federal-Mogul Corporation (F-M) kupuje T&N Ltd.
- 2008 Fabryka F-M Pinetown Valves uzyskuje certyfikaty TS16949 : 2000, ISO 9001 : 2000 i ISO 14001 : 2004
- 2009 Nowe pozycjonowanie marek silnikowych, marka AE zostaje marką ekspercką Federal-Mogul w zakresie części do „góry silnika”, takich jak: zawory, wałki rozrządu i paski. Marka AE® uzyskuje nową szatę graficzną i opakowania produktów. Nowo wprowadzona szata graficzna i opakowania zostają wyposażone w zabezpieczenia przed podrabianiem produktów oraz w nowy slogan AE: EKSPERT W DZIEDZINIE ROZRZĄDU SILNIKÓW











TOP ENGINE EXPERT

ИСТОРИЯ АЕ

- 1947 Associated Engineering Holding Ltd. сформирована путем слияния Hepworth & Grandage Ltd., Wellworthy Piston Rings Ltd., Bricovmo и позже Glacier
- 1968 AE Autoparts Ltd. перебазировалась в Брэдфорде
- 1973-82 Продуктовая линейка AE расширена за счет включения направляющих клапанов, валов, насосов и деталей ГРМ.
- 1977 Предприятие по производству клапанов в г. Pinetown в Южной Африке начало производство впускных и выпускных клапанов
- 1978 Получена награда Королевы в номинации Достижения по экспорту.
- 1986 Группа АЕ приобретена T&N plc
- 1998 Federal-Mogul Corporation (F-M), приобрела T&N Ltd.
- 2008 Производство клапанов в г. Pinetown была сертифицирована по TS16949: 2000, ISO 9001: 2000 и ISO 14001: 2004
- 2009 Репозиционирование брендов деталей двигателя, бренд АЕ позиционируется как ЭКСПЕРТ ВЕРХНЕЙ ЧАСТИ ДВИГАТЕЛЯ: клапаны, распредвалы и ремни. Новый визуальный образ и упаковка бренда АЕ®. Введена программа по борьбе с контрафактом и новым слоганом АЕ: ЭКСПЕРТ ВЕРХНЕЙ ЧАСТИ ДВИГАТЕЛЯ



											
CAM654	ALFA ROMEO	1	CAM733	CITROËN	14, 15, 16, 18, 19, 20,	CAM753	RENAULT	72, 73, 74, 75	FOL180	DACIA	22
	FIAT	24, 25, 26, 27, 28			21	CAM755	FORD	31, 32, 33, 35, 36		OPEL	54
	LANCIA	42		PEUGEOT	64, 65, 66, 67, 69, 70	CAM756	FORD	31, 32, 33, 35, 36		RENAULT	71, 72, 73, 74, 75
CAM711	FIAT	24, 25, 26, 27, 28	CAM734	MITSUBISHI	52	CAM757	RENAULT	72		VAUXHALL	90
	LANCIA	42	CAM735	OPEL	55, 56, 57, 61, 63	CAM758	RENAULT	73	FOL181	FORD	37
CAM712	FIAT	24, 25, 26, 27, 28		VAUXHALL	91, 92, 94, 95	CAM759	RENAULT	73	FOL182	FORD	37
	LANCIA	42	CAM736	NISSAN	53	CAM760	RENAULT	73, 74	FOL183	OPEL	54, 55, 56, 57, 58, 59,
CAM713	FIAT	24, 25, 26, 27, 28		RENAULT	71, 72, 74, 75	CAM761	RENAULT	73, 74			61, 62
	LANCIA	42	CAM739	AUDI	2, 3, 6, 7, 8	CAM762	RENAULT	74		SUZUKI	87
CAM714	FIAT	24, 25, 26, 27, 28		SEAT	79, 80, 83	CAM804	FORD	32, 34, 35, 36		VAUXHALL	90, 91, 94, 95, 97
	LANCIA	42		VW	103, 108, 111	CAM808	SEAT	78, 80, 81	FOL184	CITROËN	14, 15, 20
CAM716	FIAT	24, 25, 26, 28	CAM740	AUDI	2, 3, 6, 7, 8		VW	100, 103, 109, 113		FORD	30, 34, 35
CAM717	FIAT	24, 25, 26, 28		SEAT	79, 80, 83	CAM809	OPEL	54, 56, 58, 59		MAZDA	43
CAM718	CITROËN	16		VW	103, 108, 111		VAUXHALL	90, 94, 95		MINI	51
	FIAT	24, 25	CAM743	AUDI	4, 5, 6, 8	CAM902	FORD	34		PEUGEOT	65, 66, 67, 68, 69, 70
	IVECO	40		SEAT	78, 79, 80, 82, 83	CAM903	FORD	31, 32, 33, 36		VOLVO	98, 99
	OPEL	54, 61		SKODA	84	CAM904	AUDI	4, 5	FOL185	PEUGEOT	66, 67, 69, 70
	RENAULT	73, 75		VW	100, 103, 107, 108,		SEAT	78, 79, 81, 82, 83			
	VAUXHALL	90, 95			111		SKODA	85			
CAM719	FIAT	26, 28, 29	CAM744	AUDI	4, 5, 6, 8		VW	101, 104, 105, 107,			
	LANCIA	42		SEAT	78, 79, 80, 81, 82, 83			108, 110, 111, 112,			
CAM724	OPEL	56, 57, 58, 59, 61		SKODA	84			113			
	VAUXHALL	91, 92, 94, 95		VW	100, 103, 107, 108,	CAM905	FORD	37			
CAM725	OPEL	56, 57, 58, 59, 61			110, 111	CAM906	FORD	34, 35			
	VAUXHALL	91, 92, 94, 95	CAM745	AUDI	4, 5	CAM907	OPEL	54, 55, 56, 57, 58, 59,			
CAM726	CITROËN	15, 19, 20		SKODA	84			61, 62			
	FORD	34, 35		VW	100, 103, 108		SUZUKI	87			
	MAZDA	43	CAM746	CITROËN	14, 15, 20		VAUXHALL	90, 91, 94, 95, 97			
	PEUGEOT	65, 67, 69		FORD	30, 34, 35	CAM908	FORD	34, 35			
CAM727	DACIA	22		MINI	51		MAZDA	43			
	NISSAN	53		PEUGEOT	65, 66, 67, 68, 69, 70	CAM909	FORD	30, 34, 35			
	RENAULT	71, 72, 73, 74, 75	CAM747	CITROËN	14, 15, 20		MAZDA	43			
CAM728	DACIA	22		FORD	30, 34, 35	CAM910	PEUGEOT	66, 67, 69, 70			
	NISSAN	53		MINI	51	CAM911	PEUGEOT	66, 67, 69, 70			
	RENAULT	71, 72, 73, 74, 75		PEUGEOT	65, 66, 67, 68, 69, 70	FOL178	OPEL	56, 57, 58, 59, 61			
CAM729	DACIA	22	CAM748	CITROËN	16, 17, 18		VAUXHALL	91, 92, 94, 95			
	RENAULT	71, 72, 73, 74, 75		PEUGEOT	68, 69	FOL179	AUDI	4			
CAM730	VW	107, 112, 113	CAM749	CITROËN	16, 17, 18		SEAT	78, 79, 80, 81, 82, 83			
CAM731	CITROËN	14, 15, 16, 17, 18, 19,		PEUGEOT	68, 69		SKODA	84, 85			
		20, 21	CAM750	CITROËN	16		VW	100, 101, 103, 104,			
	PEUGEOT	64, 65, 66, 67, 69, 70	CAM751	CITROËN	16			105, 107, 109, 110,			
CAM732	CITROËN	14, 15, 18, 19, 20, 21						112			
	PEUGEOT	64, 65, 66, 67, 69, 70									

cc										
145										
1.9 Diesel	AR 32302	4 82.00	77/105	SOHC	99→01	CAM651			FOL104 (x8)	Mechanical
146										
1.9 Diesel	AR 32302	4 82.00	77/105	SOHC	99→01	CAM651			FOL104 (x8)	Mechanical
147										
1.9 Diesel	182 B9.000	4 82.00	74-77/ 101-105	SOHC	01→	CAM654			FOL104 (x8)	Mechanical
	937 A2.000		85/116	SOHC						
156										
1.9 Diesel	937 A2.000	4 82.00	85/116	SOHC	01→06	CAM654			FOL104 (x8)	Mechanical
1.9 Diesel	AR 32302	4 82.00	77/105	SOHC	97→00	CAM651			FOL104 (x8)	Mechanical
2.4 Diesel	AR 32501	5 82.00	100/136	SOHC	97→00	CAM652			FOL104 (x16)	Mechanical
159										
1.9 Diesel	937A7.000	4 82.00	85/115	SOHC	05→	CAM654			FOL104 (x8)	Mechanical
	939 A1.000		88/120	SOHC						
	939 A7.000		85/115	SOHC						

cc			kW/PS									
80												
1.6	ABM	4 81.00	52/71	SOHC	86→96							FOL92 (x8)
	ADA		74/100	SOHC								
	PP		51/69	SOHC								
	RN		55/75	SOHC								
	SA		54/73	SOHC								
1.6 Diesel	JK	4 76.50	40/54	SOHC	80→91	CAM393	01/86→					FOL92 (x8)
1.6 Diesel	CY	4 76.50	51/69	SOHC	81→91	CAM393						FOL92 (x8)
	RA/SB		59/80	SOHC								
1.8	DS/JN/NE	4 81.00	66/89	SOHC	83→91							FOL92 (x8)
	PM		66/89									
	RU		55/75	SOHC								
	SF		64/87	SOHC								
	SD		83/113	SOHC								
		82.50										
1.8	DZ	4 81.00	82/111	SOHC	84→91	CAM411						FOL92 (x8)
	PV		82/111									
1.9 Diesel	1Y	4 79.50	47/64	SOHC	89→94	CAM440						FOL92 (x8)
	AAZ		55/75	SOHC								
1.9 Diesel	1Z	4 79.50	66/89	SOHC	91→96	CAM668	→12/93	CAM441	01/94→			FOL92 (x8)
2.0	3A	4 82.50	83/113	SOHC	88→91							FOL92 (x8)
	AAD		85/116	SOHC								
2.0	ABK	4 82.50	85/116	SOHC	91→96							FOL143 (x8)
	ABT		66/89	SOHC								
2.0	6A	4 82.50	101/137	DOHC	90→96	CAM739		CAM740				FOL92 (x16)
	ACE		103/140	DOHC								
2.0	JS	5 81.00	85/116	SOHC	83→84							FOL92 (x10)
2.2	ABY	5 81.00	169/230	DOHC	93→95							FOL92 (x20)
	ADU		232/316	DOHC								
2.3	NG	5 82.50	98-100/ 133-136	SOHC	87→96							FOL92 (x10)
2.6	ABC	6 82.50	110/150	SOHC	92→96							FOL143 (x12)
	ACZ		102/139	SOHC								
2.8	AAH	6 82.50	128/174	SOHC	91→96							FOL143 (x12)

cc												
		Ø	KW/PS						KIT			
90												
1.6 Diesel	CY	4 76.50	51/69	SOHC	85→91	CAM393					FOL92 (x8)	
	RA/SB		59/80	SOHC								
2.0	6A	4 82.50	101/137	DOHC	89→90	CAM739 I CAM740 E					FOL92 (x16)	
2.0	JS/PS/SK	5 81.00	85/116	SOHC	83→91						FOL92 (x10)	
2.0	NM	5 81.00	118/160	SOHC	88→91						FOL92 (x20)	
2.2	JT	5 81.00	88/120	SOHC	84→91						FOL92 (x10)	
	KV		100/136	SOHC								
	KX		85/116	SOHC								
2.3	7A	5 82.50	125/170	DOHC	88→91						FOL92 (x20)	
2.3	NG	5 82.50	98-100/ 133-136	SOHC	87→91						FOL92 (x10)	
100												
1.8	4B	4 81.00	66/89	SOHC	82→90						FOL92 (x8)	
	DR		55/75	SOHC								
	DS/JW/NP		66/89	SOHC								
	SH		65/88	SOHC								
2.0	AAD	4 82.50	85/116	SOHC	90→94						FOL92 (x8)	
2.0	AAE	4 82.50	74/100	SOHC	90→94						FOL143 (x8)	
	ABK		85/116	SOHC								
2.0	ACE	4 82.50	103/140	DOHC	92→94	CAM739 I CAM740 E					FOL92 (x16)	
2.0 Diesel	CN	5 76.50	51/69	SOHC	78→90	CAM630					FOL92 (x10)	
	DE		64/87	SOHC								
	NC		74/100	SOHC								
2.0	KP/RT	5 81.00	85/116	SOHC	84→90						FOL92 (x10)	
	SL		83/113	SOHC								
2.2	AAN	5 81.00	169/230	DOHC	91→94						FOL92 (x20)	
2.2	KU	5 81.00	101-103/ 137-140	SOHC	84→90						FOL92 (x10)	
	KZ		85/116	SOHC								
	PX		88/120	SOHC								
2.2	MC	5 81.00	121/165	SOHC	86→90	CAM442					FOL92 (x10)	
2.3	AAR	5 82.50	98/133	SOHC	86→94						FOL92 (x10)	
	NF		100/136	SOHC								
2.4 Diesel	3D/AAS	5 79.50	60/81	SOHC	89→94	CAM630					FOL92 (x10)	
2.5 Diesel	1T	5 81.00	88/120	SOHC	90→94	CAM442					FOL92 (x10)	
	AAT/ABP		85/116	SOHC								
2.6	ABC	6 82.50	110/150	SOHC	92→94						FOL143 (x12)	
	ACZ		102/139	SOHC								
2.8	AAH	6 82.50	128/174	SOHC	90→94						FOL143 (x12)	

cc			kW/PS							
200										
2.2	1B	5 81.00	147/200	SOHC	84→91					FOL92 (x10)
	2B KU		140/190 101-103/ 137-140	SOHC SOHC						
2.2	3B	5 81.00	162/220	DOHC	89→90					FOL92 (x20)
2.2	MC	5 81.00	121/165	SOHC	83→91	CAM442				FOL92 (x10)
2.3	NF	5 82.50	100/136	SOHC	86→91					FOL92 (x10)
A2										
1.4 Diesel	AMF	3 79.50	55/75	SOHC	00→05	CAM673				FOL114 (x6)
	ATL BHC		66/89 55/75	SOHC SOHC						
1.4	AUA	4 76.50	55/75	DOHC	00→05			FOL179 (x16)	FOL167 (x16)	
1.6	BAD	4 76.50	81/110	DOHC	02→05			FOL179 (x16)	FOL167 (x16)	
A3										
1.6	AEH	4 81.00	74/100	SOHC	96→00					FOL143 (x8)
1.6	AVU	4 81.00	75/102	SOHC	00→	CAM745				FOL154 (x8)
1.6	BAG	4 76.50	85/115	DOHC	03→			FOL179 (x16)	FOL167 (x16)	
1.8	AGU	4 81.00	110/150	DOHC	96→	CAM743 CAM744				FOL133 (x12) FOL141 (x8)
	AJQ/APP APY AQA ARY ARZ AUL AUQ		132/180 154/210 110/150 132/180 110/150 154/210 132/180	DOHC DOHC DOHC DOHC DOHC DOHC DOHC						
1.8	AMK	4 81.00	154/210	DOHC	96→	CAM744				FOL133 (x12) FOL141 (x8)
	ARX/AUM BAM		110/150 165/224	DOHC DOHC						
1.9 Diesel	AGR	4 79.50	66/89	SOHC	96→01	CAM671 Eng: 034859→				FOL143 (x8)
1.9 Diesel	AHF	4 79.50	81/110	SOHC	97→01	CAM671 Eng: 003189→				FOL143 (x8)
1.9 Diesel	ALH	4 79.50	66/89	SOHC	96→01	CAM671				FOL143 (x8)
	ASV		81/110	SOHC						
1.9 Diesel	ASZ	4 79.50	96/131	SOHC	00→	CAM672				FOL175 (x8)
	ATD/AXR BKC/BLS/BXE		74/100 77/105	SOHC SOHC						
2.0 Diesel	BMM	4 81.00	103/140	SOHC	05→	CAM904				FOL175 (x8)

cc												
A4												
1.6	ADP	4 81.00	74/100	SOHC	95→00						FOL143 (x8)	
1.6	ALZ	4 81.00	75/102	SOHC	00→	CAM745					FOL154 (x8)	
1.8	AEB	4 81.00	110/150	DOHC	95→01	CAM743 ■ CAM744 ■					FOL133 ■ (x12) FOL141 ■ (x8)	
	AJL		132/180	DOHC								
	ANB		110/150	DOHC								
	APU		110/150	DOHC								
	ARK		110/150	DOHC								
1.8	AMB	4 81.00	125/170	DOHC	95→	CAM744 ■					FOL133 ■ (x12) FOL141 ■ (x8)	
	AVJ/AWT		110/150	DOHC								
	BEX		140/190	DOHC								
	BFB		120/163	DOHC								
1.9 Diesel	1Z	4 79.50	66/89	SOHC	95→01	CAM668 →12/93 CAM441 01/94→					FOL92 (x8)	
1.9 Diesel	AFF	4 79.50	55/75	SOHC	95→01	CAM441					FOL92 (x8)	
	AFN		81/110	SOHC								
	AHH/AHU		66/89	SOHC								
1.9 Diesel	AJM/ATJ	4 79.50	85/116	SOHC	00→04	CAM672					FOL175 (x8)	
	AVB		74/100	SOHC								
	AVF/AWX		96/131	SOHC								
1.9 Diesel	AVG	4 79.50	81/110	SOHC	95→01	CAM441					FOL143 (x8)	
2.0 Diesel	BPW	4 81.00	103/140	SOHC	04→	CAM904					FOL175 (x8)	
	BRC		100/136	SOHC								
2.5 Diesel	AFB	6 78.30	110/150	DOHC	97→05				FOL159 (x24)		FOL158 (x24) TTP4 (x24)	
	AKE		132/180	DOHC		CAM700 ■ Cyl 1-3 CAM702 ■ Cyl 1-3						
	AKN		110/150	DOHC		CAM701 ■ Cyl 4-6 CAM703 ■ Cyl 4-6						
	AYM		114/155	DOHC								
	BCZ/BFC		120/163	DOHC								
2.6	ABC	6 82.50	110/150	SOHC	95→01						FOL143 (x12)	
	ACZ		102/139	SOHC								
2.8	AAH	6 82.50	128/174	SOHC	95→97						FOL143 (x12)	

cc			kW/PS									
A6												
1.8	AEB	4 81.00	110/150	DOHC	97→05	CAM743 ■ CAM744 ■				FOL133 ■ (x12) FOL141 ■ (x8)		
	AJL		132/180	DOHC								
	AJP		92/125	DOHC								
	ANB		110/150	DOHC								
	APU		110/150									
	ARK		110/150	DOHC								
1.8	AWT	4 81.00	110/150	DOHC	97→05	CAM744 ■				FOL133 ■ (x12) FOL141 ■ (x8)		
1.9 Diesel	1Z	4 79.50	66/89	SOHC	94→97	CAM668 →12/93 CAM441 01/94→				FOL92 (x8)		
1.9 Diesel	AFN	4 79.50	81/110	SOHC	94→01	CAM441				FOL92 (x8)		
	AHU		66/89	SOHC								
1.9 Diesel	AJM	4 79.50	85/116	SOHC	00→05	CAM672				FOL175 (x8)		
	AVF/AWX		96/131	SOHC								
1.9 Diesel	AVG	4 79.50	81/110	SOHC	97→00	CAM441				FOL143 (x8)		
2.0	AAE	4 82.50	74/100	SOHC	94→97					FOL143 (x8)		
	ABK		85/116	SOHC								
2.0	ACE	4 82.50	103/140	DOHC	94→97	CAM739 ■ CAM740 ■				FOL92 (x16)		
2.2	AAN	5 81.00	169/230	DOHC	94→97					FOL92 (x20)		
2.3	AAR	5 82.50	98/133	SOHC	94→95					FOL92 (x10)		
2.5 Diesel	AAT	5 81.00	85/116	SOHC	94→97	CAM442				FOL92 (x10)		
	AEL		103/140	SOHC								
2.5 Diesel	AFB	6 78.30	110/150	DOHC	97→05				FOL159 (x24)	FOL158 (x24) TTP4 (x24)		
	AKE		132/180	DOHC		CAM700 ■ Cyl 1-3 CAM702 ■ Cyl 1-3						
	AKN		110/150	DOHC		CAM701 ■ Cyl 4-6 CAM703 ■ Cyl 4-6						
	AYM		114/155	DOHC								
	BCZ/BFC		120/163	DOHC								
2.6	ABC	6 82.50	110/150	SOHC	94→97					FOL143 (x12)		
	ACZ		102/139	SOHC								
2.8	AAH	6 82.50	128/174	SOHC	94→97					FOL143 (x12)		
	AEJ		120-128/ 163-174	SOHC								

cc											
A8											
2.5 Diesel	AFB	78.30 6	110/150	DOHC	97→02				FOL159 (x24)	FOL158 (x24)	
	AKE		132/180	DOHC		CAM700 ■ Cyl 1-3 CAM702 ■ Cyl 1-3				TTP4 (x24)	
	AKN		110/150	DOHC		CAM701 ■ Cyl 4-6 CAM703 ■ Cyl 4-6					
2.8	AAH	6 82.50	128/174	SOHC	94→96					FOL143 (x12)	
	AEJ		120-128/ 163-174	SOHC							
Allroad											
2.5 Diesel	AKE	6 78.30	132/180	DOHC	00→05				FOL159 (x24)	FOL158 (x24)	
	BCZ		120/163	DOHC		CAM700 ■ Cyl 1-3 CAM702 ■ Cyl 1-3 CAM701 ■ Cyl 4-6 CAM703 ■ Cyl 4-6				TTP4 (x24)	
Cabriolet											
1.9 Diesel	1Z	4 79.50	66/89	SOHC	95→00	CAM668 →12/93 CAM441 01/94→				FOL92 (x8)	
			66/89	SOHC	95→00	CAM441				FOL92 (x8)	
1.9 Diesel	AHU	4 79.50	66/89	SOHC	95→00	CAM441				FOL92 (x8)	
2.0	ABK	4 82.50	85/116	SOHC	93→98					FOL143 (x8)	
2.0	ACE	4 82.50	103/140	DOHC	95→96	CAM739 ■ CAM740 ■				FOL92 (x16)	
			98-100/ 133-136	SOHC	91→94				FOL92 (x10)		
2.6	ABC	6 82.50	110/150	SOHC	93→00					FOL143 (x12)	
	ACZ		102/139	SOHC							
2.8	AAH	6 82.50	128/174	SOHC	92→00					FOL143 (x12)	

cc			kW/PS									
Coupe												
1.8	DS/JN/NE	4 81.00	66/89	SOHC	82→88							FOL92 (x8)
	SF		64/87	SOHC								
1.8	DZ	4 81.00	82/111	SOHC	84→91	CAM411						FOL92 (x8)
	PV		82/111									
2.0	3A	4 82.50	83/113	SOHC	89→96							FOL92 (x8)
	AAD		85/116	SOHC								
2.0	ABK	4 82.50	85/116	SOHC	89→96							FOL143 (x8)
2.0	6A	4 82.50	101/137	DOHC	92→96	CAM739						FOL92 (x16)
	ACE		103/140	DOHC		CAM740						
2.0	JS/SK	5 81.00	85/116	SOHC	83→88							FOL92 (x10)
2.0	NM	5 81.00	118/160	SOHC	89→91							FOL92 (x20)
2.2	3B	5 81.00	162/220	DOHC	90→96							FOL92 (x20)
	ABY		169/230	DOHC								
2.2	JT	5 81.00	88/120	SOHC	81→91							FOL92 (x10)
	KV		100/136	SOHC								
	KX		85/116	SOHC								
2.3	7A	5 82.50	125/170	DOHC	88→96							FOL92 (x20)
2.3	NG	5 82.50	98-100/ 133-136	SOHC	87→96							FOL92 (x10)
2.6	ABC	6 82.50	110/150	SOHC	92→96							FOL143 (x12)
2.8	AAH	6 82.50	128/174	SOHC	91→96							FOL143 (x12)
Quattro												
2.2	1B	5 81.00	147/200	SOHC	84→89							FOL92 (x10)
	JT		88/120	SOHC								
	KV		100/136	SOHC								
2.2	RR	5 81.00	162/220	DOHC	89→91							FOL92 (x20)
TT												
1.8	AJQ/APP	4 81.00	132/180	DOHC	98→	CAM743						FOL133 (x12) FOL141 (x8)
	APX		121/162/ 165/221	DOHC		CAM744						
	ARY/AUQ		132/180	DOHC								
1.8	AUM	4 81.00	110/150	DOHC	98→	CAM744						FOL133 (x12) FOL141 (x8)
	BAM		165/224	DOHC								
	BVP		120/163	DOHC								
	BVR		140/190	DOHC								

cc											
		Ø	KW/PS					KIT			
Allegro											
1.1	A series (10H)	4 64.56	33/45	OHV	ALL					FOL35 (x8)	Mechanical
1.3	A Series (12 H)	4 70.62	40-49/ 54-67	OHV	ALL					FOL35 (x8)	Mechanical
	A Series (12 L)		43/58	OHV							
Healey											
1.3	12CC	4 70.62	48/65	OHV	ALL					FOL35 (x8)	Mechanical
Maestro											
1.3	A Series (12 H)	4 70.62	40-49/ 54-67	OHV	ALL					FOL35 (x8)	Mechanical
	A+ Series (12 H999)/A+ Series (12 HC)		46/63	OHV							
	A+ Series (12 HE)		50/68	OHV							
Metro											
1.0	A + series (99H)	4 64.56	35/48	OHV	ALL					FOL35 (x8)	Mechanical
	A/A+ Series (99H)		29-33/ 39-45	OHV							
1.3	12 HA85AA	4 70.62	66/89	OHV	ALL					FOL35 (x8)	Mechanical
	A Series (12 H)		40-49/ 54-67	OHV							
	A+ Series (12 H)		44/60	OHV							
	A+ Series (12 H996)		52/71	OHV							
	A+ Series (12 HA)		51/69	OHV							
	A+ Series (12 HL)		46/63	OHV							
Mini											
0.8	A Series	4 62.92	25-26/ 34-35	OHV	ALL					FOL35 (x8)	Mechanical
1.0	A/A+ Series (99H)	4 64.56	29-33/ 39-45	OHV	ALL					FOL35 (x8)	Mechanical
	A+ Series (99H)/A+ Series (99H)/A+ Series (99H)/A+ Series (99H)		31/42	OHV							
1.1	A series (10H)	4 64.56	33/45	OHV	ALL					FOL35 (x8)	Mechanical
1.3	A Series (12 H)	4 70.62	40-49/ 54-67	OHV	ALL					FOL35 (x8)	Mechanical
	A Series (12 H)		53/72	OHV							
Mini 5cwt van											
	A Series	4 62.92			ALL					FOL35 (x8)	Mechanical
Mini 95 Pick-Up											
	A Series	4 64.56			ALL					FOL35 (x8)	Mechanical
Mini 95 Van											
	A Series	4 62.92			ALL					FOL35 (x8)	Mechanical
	A Series	64.56									
Mini 850											
	A Series	4 62.92			ALL					FOL35 (x8)	Mechanical
Mini 850 Mk II											
	A Series	4 62.92			ALL					FOL35 (x8)	Mechanical
Mini 1000											
	A Series	4 64.56			ALL					FOL35 (x8)	Mechanical

cc			kW/PS									
Mini City												
A Series		4 62.92			ALL						FOL35 (x8)	Mechanical
A Series		64.56										
Mini Clubman												
A Series		4 64.56			ALL						FOL35 (x8)	Mechanical
Mini Estate												
A Series		4 64.56			ALL						FOL35 (x8)	Mechanical
Mini HL												
A Series		4 64.56			ALL						FOL35 (x8)	Mechanical
Mini Moke												
A Series		4 62.92			ALL						FOL35 (x8)	Mechanical
Mini SDL												
A Series		4 62.92			ALL						FOL35 (x8)	Mechanical
Montego												
1.3	A+ Series (12 HL)	4 70.62	46/63	OHV	ALL						FOL35 (x8)	Mechanical
Seven												
A Series		4 62.92			ALL						FOL35 (x8)	Mechanical

cc			kW/PS									
		Ø				KIT						

Astra Van

1.3	13 S	4 75.00	42-55/ 57-75	SOHC	84→89	CAM316	CKS2316 CKS3316 CKS4316	FOL40 (x8)	FOL38 (x8) TTP1 (x8)	
1.4	14 NV	4 77.60	55/75	SOHC	89→91	CAM365	CKS2365 CKS3365 CKS4365	FOL40 (x8)	FOL38 (x8) TTP1 (x8)	
1.6	16 SV	4 79.00	60/81	SOHC	84→91	CAM359	CKS2359 CKS3359 CKS4359	FOL40 (x8)	FOL38 (x8) TTP1 (x8)	

Astramax

1.4	14 NV	4 77.60	55/75	SOHC	89→90	CAM365	CKS2365 CKS3365 CKS4365	FOL40 (x8)	FOL38 (x8) TTP1 (x8)	
-----	-------	------------	-------	------	-------	---------------	--	-------------------	---------------------------------------	--

cc			kW/PS									
		Ø					KIT					
3												
1.8	M 40 B 18	4	83/113	SOHC	90→93	CAM403	CKS9403	FOL80 (x8)	FOL79 (x8)			
		84.00										
3 (E21)												
2.0	M 20 B 20	6	90/122	CIH	77→82	CAM410	CKS8410	FOL132 (x12)				
		80.00										
2.3	M 20 B 23L	6	102-110/ 139-150	CIH	78→82	CAM407 →09/87 CAM410 10/87→		FOL132 (x12)				
		80.00										
3 (E30)												
1.6	M 40 B 16/M 40 B 16	4	73/99	SOHC	87→94	CAM403	CKS9403	FOL80 (x8)	FOL79 (x8)			
		84.00										
1.8	M 40 B 18	4	83/113	SOHC	87→94	CAM403	CKS9403	FOL80 (x8)	FOL79 (x8)			
		84.00										
2.0	M 20 B 20	6	90/122	CIH	82→93	CAM410	CKS8410	FOL132 (x12)				
		80.00										
2.3	M 20 B 23L	6	102-110/ 139-150	CIH	82→86	CAM407 →09/87 CAM410 10/87→		FOL132 (x12)				
		80.00										
2.4 Diesel	M 21 D 24	6	85/115	SOHC	85→93	CAM423						
	M 21 D 24 W		63/86	SOHC								
	M 21 D 24 WA		85/116	SOHC								
2.5	M 20 B 25	6	126/171	CIH	83→93	CAM435	CKS8435	FOL132 (x12)				
		84.00										
3 (E36)												
1.6	M 40 B 16/M 40 B 16	4	73/99	SOHC	90→93	CAM403	CKS9403	FOL80 (x8)	FOL79 (x8)			
		84.00										
1.8	M 40 B 18	4	83/113	SOHC	90→93	CAM403	CKS9403	FOL80 (x8)	FOL79 (x8)			
		84.00										
2.5 Diesel	M 51 D 25	6	105/143	SOHC	91→99	CAM458			FOL129 (x12)			
	M 51 D 25		85/115	SOHC								
		80.00										
5 (E12)												
2.0	M 20 B 20	6	90/122	CIH	77→81	CAM410	CKS8410	FOL132 (x12)				
		80.00										
3.4	M 30 B 35	6	160/218	CIH	80→81	CAM394						
		93.40										
5 (E28)												
2.0	M 20 B 20	6	90/122	CIH	81→87	CAM410	CKS8410	FOL132 (x12)				
		80.00										
2.4 Diesel	M 21 D 24	6	85/115	SOHC	83→87	CAM423						
	M 21 D 24 W		63/86	SOHC								
	M 21 D 24 WA		85/116	SOHC								
3.4	M 30 B 35	6	141-162/ 192-220	CIH	85→87	CAM394						
	M 30 B 35		185/252	CIH								
		92.00										

cc											
5 (E34)											
1.8	M 40 B 18	4 84.00	83/113	SOHC	89→95	CAM403	CKS9403	FOL80 (x8)	FOL79 (x8)		
2.0	M 20 B 20	6 80.00	90/122	CIH	88→91	CAM410	CKS8410	FOL132 (x12)			
2.4 Diesel	M 21 D 24	6 80.00	85/115	SOHC	88→95	CAM423					
	M 21 D 24 WA		85/116	SOHC							
2.5	M 20 B 25	6 84.00	126/171	CIH	88→91	CAM435	CKS8435	FOL132 (x12)			
2.5 Diesel	M 51 D 25	6 80.00	105/143	SOHC	91→97	CAM458			FOL129 (x12)		
	M 51 D 25		85/115	SOHC							
3.0	M 30 B 30	6 89.00	145/197	CIH	88→91	CAM394					
3.4	M 30 B 35	6 92.00	185/252	CIH	88→95	CAM394					
5 (E39)											
2.5 Diesel	M 51 D 25	6 80.00	105/143	SOHC	96→04	CAM458			FOL129 (x12)		
	M 51 D 25		85/115	SOHC							
6 (E24)											
3.0	M 30 B 30	6 89.00	145/197	CIH	76→79	CAM394					
3.4	M 30 B 35	6 92.00	136/185	CIH	78→90	CAM394					
	M 30 B 35		160/218	CIH							
	M 30 B 35		185/252	CIH							
	M 30 B 35/M 30 B 35		160/218	CIH							
		93.40									
7 (E23)											
3.0	M 30 B 30	6 89.00	145/197	CIH	77→79	CAM394					
3.4	M 30 B 35	6 92.00	136/185	CIH	79→86	CAM394					
	M 30 B 35		141-162/	CIH							
	M 30 B 35		192-220	CIH							
	M 30 B 35		160/218	CIH							
	M 30 B 35		185/252	CIH							
	M 30 B 35		160/218	CIH							
		93.40									
7 (E32)											
3.0	M 30 B 30	6 89.00	145/197	CIH	86→94	CAM394					
3.4	M 30 B 35	6 92.00	162/220	CIH	86→92	CAM394					
	M 30 B 35		185/252	CIH							
7 (E38)											
2.5 Diesel	M 51 D 25	6 80.00	105/143	SOHC	96→01	CAM458			FOL129 (x12)		
635											
3.4	M 30 B 35	6 92.00	160/218	CIH	81→89	CAM394					
Z1											
2.5	M 20 B 25	6 84.00	126/171	CIH	88→91	CAM435	CKS8435	FOL132 (x12)			

cc			kW/PS											
AX														
1.1	TU1 (H1B)	4 72.00	40-44/ 55-60	SOHC	86→97	CAM540	CKS7540	FOL160 (x8)						
1.1	TU1M (HDZ)	4 72.00	40/54	SOHC	86→97	CAM733		FOL160 (x8)						
1.4 Diesel	K9A (TUD3)/K9Y (TUD3Y)	4 75.00	39/53	SOHC	88→97	CAM461					FOL126 (x8)		Mechanical	
1.5 Diesel	TUD5 (VJY)/TUD5 (VJZ)	4 77.00	42/57	SOHC	94→97	CAM461					FOL126 (x8)		Mechanical	
Berlingo														
1.1	TU1M (HDZ)	4 72.00	40/54	SOHC	96→	CAM733		FOL160 (x8)						
1.4	KFW/TU3JP	4 75.00	55/75	SOHC	96→	CAM733 Euro 2 →07/98 CAM731 Euro 3 (D3); Euro 4 (D4) CAM732 Euro1 to Euro2 03/98→		FOL160 (x8)						
1.6 Diesel	DV6ATED4/DV6ATED4 (9HX) DV6TED4/DV6TED4 (9HZ)	4 75.00	66/90 80/109	DOHC DOHC	05→	CAM746 ■ CAM747 ■		FOL184 (x16)		FOL152 (x16)				
1.8 Diesel	XUD7 (A9A/161A)	4 80.00	44/60	SOHC	96→	CAM373 CAM354	CKS2373 CKS2354			FOL73 (x8)			Camshaft driven vacuum pump. Mechanical Pulley driven vacuum pump.	
1.9 Diesel	DW8 (WJZ) / DW8B (WJY)/DW8B (WJY) XUD9A (DJY) XUD9A/L (D9B)	4 82.20 83.00	51/70 51/70 50/68	SOHC SOHC SOHC	96→	CAM373	CKS2373			FOL73 (x8)			Camshaft driven vacuum pump. Mechanical	
2.0 Diesel	DW10TD (RHY)	4 85.00	63/86	SOHC	99→	CAM679		FOL163 (x8)		FOL154 (x8)				
BX														
1.1	TU1M (HDZ)	4 72.00	40/54	SOHC	88→92	CAM733		FOL160 (x8)						
1.4	TU3A (K1H)	4 75.00	47-49/ 64-67	SOHC	89→89	CAM731 Euro 3 (D3)		FOL160 (x8)						
1.4	XY6C (150A) XY6D (150C)	4 75.00	46/62 53/72	SOHC SOHC	82→93	CAM540	CKS7540	FOL2 (x8)						
1.6	171C XU5 (B1AA) XU51C (B1E) XU5CP (BAY/BAZ) XU5J/J2/JA XU5S (171D)	4 83.00	66/90 58-59/ 79-80 53/72 55/75 76/103 64/87	SOHC SOHC SOHC SOHC SOHC SOHC	82→94	CAM378	CKS9378			FOL88 (x8)			Mechanical	
1.8 Diesel	XUD7 (161)/XUD7 (161A)	4 80.00	44/60	SOHC	85→93	CAM373 CAM354	CKS2373 CKS2354			FOL73 (x8)			Camshaft driven vacuum pump. Mechanical Pulley driven vacuum pump.	
1.8 Diesel	XUD7TE (A8A)/XUD7TE (AJZ)	4 80.00	66/90	SOHC	88→94	CAM444				FOL73 (x8)			Mechanical	
1.9	XU9JA (DKZ)	4 83.00	90/122	SOHC	88→94	CAM459				FOL88 (x8)			Mechanical	

cc											
... BX											
1.9 Diesel	XUD9 (16Z)	4 83.00	47/64	SOHC	83→94	CAM373	CKS2373			FOL73 (x8)	Camshaft driven vacuum pump. Mechanical
	XUD9 (D9A)		55/72	SOHC							
	XUD9A/U (D9B)		66/90	SOHC							
C1											
1.4 Diesel	DV4D	4 73.70	40/54	SOHC	05→	CAM726				FOL154 (x8)	
C2											
1.4 Diesel	DV4TD (8HX)	4 73.70	52/71	SOHC	03→	CAM726				FOL154 (x8)	
1.4	TU3JP	4 75.00	55/75	SOHC	03→	CAM733 Euro 2 →07/98			FOL160 (x8)		
	TU3JP-L4		58/79	SOHC		CAM731 Euro 3 (D3); Euro 4 (D4) CAM732 Euro1 to Euro2 03/98→					
1.6 Diesel	DV6TED4 (9HZ)	4 75.00	80/109	DOHC	05→	CAM746 CAM747			FOL184 (x16)	FOL152 (x16)	
C3											
1.4 Diesel	DV4TD (8HX)	4 73.70	52/71	SOHC	02→	CAM726				FOL154 (x8)	
1.4 Diesel	DV4TED4 (8HY)	4 73.70	66/89	DOHC	02→				FOL184 (x16)	FOL15 (x16)	
1.4	TU3JP-L4	4 75.00	58/79	SOHC	02→	CAM733 Euro 2 →07/98 CAM731 Euro 3 (D3); Euro 4 (D4) CAM732 Euro1 to Euro2 03/98→			FOL160 (x8)		
1.6 Diesel	DV6ATED4/DV6ATED4 (9HX)	4 75.00	66/90	DOHC	05→	CAM746 CAM747			FOL184 (x16)	FOL152 (x16)	
	DV6TED4/DV6TED4 (9HZ)		80/109	DOHC							
C4											
1.6 Diesel	DV6ATED4 (9HX)	4 75.00	66/90	DOHC	04→	CAM746 CAM747			FOL184 (x16)	FOL152 (x16)	
	DV6TED4/DV6TED4 (9HY)/DV6TED4 (9HZ)		80/109	DOHC							
2.0 Diesel	DW10BTED4	4 85.00	100/136	DOHC	04→	CAM679			FOL163 (x8)	FOL154 (x8)	
	DW10BTED4 (RHR)			DOHC							
C5											
1.6 Diesel	DV6TED4/DV6TED4 (9HY)/DV6TED4 (9HZ)	4 75.00	80/109	DOHC	04→	CAM746 CAM747			FOL184 (x16)	FOL152 (x16)	
2.0 Diesel	DW10ATED (RHS)	4 85.00	79/107	DOHC	01→	CAM679			FOL163 (x8)	FOL154 (x8)	
	DW10ATED (RHZ)		80/109	SOHC							
	DW10BTED4		100/136	DOHC							
	DW10TD (RHY)		63/86	SOHC							
	DW10BTED4 (RHR)			DOHC							

cc			kW/PS											
C8														
2.0 Diesel	DW10ATED4 (RHM)	4 85.00	79/107	DOHC	02→	CAM748 ■ CAM749 ■								
2.0 Diesel	DW10ATED4 (RHT)	4 85.00	79/107	DOHC	02→	CAM748 ■ CAM749 ■						FOL115 (x16)		
2.0 Diesel	DW10ATED4 (RHW) DW10UTED4 (RHK) DW10BTED4 (RHR)	4 85.00	80/109 79/107	SOHC DOHC	06→	CAM679					FOL163 (x8)	FOL154 (x8)		
2.2 Diesel	DW12TED4 (4HW)	4 85.00	94/128	DOHC	02→	CAM750 ■ CAM751 ■								
C15														
1.1	TU1M (HDZ)	4 72.00	40/54	SOHC	88→96	CAM733					FOL160 (x8)			
1.1	XW7 (109K)	4 72.00	35/47	SOHC	84→96	CAM540	CKS7540				FOL2 (x8)			
1.4	TU3A (K1H)	4 75.00	47-49/ 64-67	SOHC	87→96	CAM731 Euro 3 (D3)					FOL160 (x8)			
1.4	TU3 (K3A) XY7 (150D)	4 75.00	40-46/ 54-63 44/60	SOHC SOHC	87→96	CAM540	CKS7540				FOL2 (x8)			
1.8 Diesel	XUD7 (161A)	4 80.00	44/60	SOHC	86→00	CAM373 CAM354	CKS2373 CKS2354				FOL73 (x8)		Camshaft driven vacuum pump. Mechanical Pulley driven vacuum pump.	
C25														
1.9 Diesel	XUD9A (DJY) XUD9A/U (D9B)	4 83.00	51/70 66/90	SOHC SOHC	87→94	CAM373	CKS2373				FOL73 (x8)		Camshaft driven vacuum pump. Mechanical	
2.5 Diesel	CRD93L (U25/661)	4 93.00	54-55/ 73-75	SOHC	81→94	CAM718 01/89→								
Dispatch														
1.6	220 A2.000	4 86.40	59/80	SOHC	95→	CAM540	CKS7540				FOL2 (x8)			
1.9 Diesel	DW8 (WJZ) / DW8B (WJY) XUD9A/U (D9B)	4 82.20 83.00	51/70 66/90	SOHC SOHC	95→	CAM373	CKS2373				FOL73 (x8)		Camshaft driven vacuum pump. Mechanical	
1.9 Diesel	XUD9BTF (DHX)/XUD9TF (D8B)	4 83.00	66/90	SOHC	95→	CAM373 CAM354	CKS2373 CKS2354				FOL73 (x8)		Camshaft driven vacuum pump. Mechanical Pulley driven vacuum pump.	
2.0 Diesel	DW10ATED (RHZ) DW10BTED (RHX) DW10BTED (RHX) DW10BTED4 (RHR)	4 85.00	80/109 69/93 69/94	SOHC SOHC DOHC	99→	CAM679					FOL163 (x8)	FOL154 (x8)		
2.0 Diesel	DW10UTED4 (RHK)	4 85.00	79/107	DOHC	07→	CAM748 ■ CAM749 ■						FOL115 (x16)		
Evasion														
1.9 Diesel	XUD9BTF (DHX)/XUD9TF (D8B)	4 83.00	66/90	SOHC	94→02	CAM373 CAM354	CKS2373 CKS2354				FOL73 (x8)		Camshaft driven vacuum pump. Mechanical Pulley driven vacuum pump.	
2.0 Diesel	DW10ATED (RHZ)	4 85.00	80/109	SOHC	99→02	CAM679					FOL163 (x8)	FOL154 (x8)		
2.0 Diesel	DW10ATED4 (RHW)	4 85.00	80/109	SOHC	99→02	CAM748 ■ CAM749 ■						FOL115 (x16)		
2.1 Diesel	XUD11BTE (P8C)	4 85.00	81/110	SOHC	96→02	CAM674					FOL116 (x12)	FOL109 (x12)		

cc											
Jumper											
1.9 Diesel	XUD9A (DJY)	4	51/70	SOHC	94→02	CAM373	CKS2373			FOL73 (x8)	Camshaft driven vacuum pump. Mechanical
	XUD9A/U (D9B)	83.00	66/90	SOHC							
1.9 Diesel	XUD9BTF (DHX)	4	66/90	SOHC	94→02	CAM373	CKS2373			FOL73 (x8)	Camshaft driven vacuum pump. Mechanical
		83.00				CAM354	CKS2354				Pulley driven vacuum pump.
2.5 Diesel	DJ5 (T9A)	4	63/86		94→02	CAM677			FOL116 (x8)	FOL109 (x8) TTP3 (x8)	
2.5 Diesel	DJ5T (T8A)	4	76/103		94→02	CAM676			FOL116 (x12)	FOL109 (x12) TTP3 (x12)	
		92.00									
2.5 Diesel	DJ5TED (THX)	4	79/107		96→02	CAM678				FOL118 (x8) TTP3 (x8)	
2.8 Diesel	8140.43N	4	107/146	SOHC	00→	CAM681				FOL169 (x8)	Mechanical
	8140.43S	94.40	92/125	SOHC							
Jumpy											
1.6	220 A2.000	4	59/80	SOHC	95→	CAM540	CKS7540		FOL2 (x8)		
1.9 Diesel	DW8 (WJZ) / DW8B (WJY)	4	51/70	SOHC	95→	CAM373	CKS2373			FOL73 (x8)	Camshaft driven vacuum pump. Mechanical
	XUD9A/U (D9B)	82.20	66/90	SOHC							
1.9 Diesel	XUD9BTF (DHX)/XUD9TF (D8B)	4	66/90	SOHC	95→	CAM373	CKS2373			FOL73 (x8)	Camshaft driven vacuum pump. Mechanical
		83.00				CAM354	CKS2354				Pulley driven vacuum pump.
2.0 Diesel	DW10ATED (RHZ)	4	80/109	SOHC	99→	CAM679			FOL163 (x8)	FOL154 (x8)	
	DW10BTED (RHX)	85.00	69/93	SOHC							
	DW10BTED (RHX)		69/94	SOHC							
	DW10BTED4 (RHR)		DOHC								
2.0 Diesel	DW10UTED4 (RHK)	4	79/107	DOHC	07→	CAM748 II CAM749 I				FOL115 (x16)	
		85.00									
LNA											
1.1	XW7 (109/5E)	4	33-50/ 45-50	SOHC	82→85	CAM540	CKS7540		FOL2 (x8)		
		72.00									
Nemo											
1.4	KFV (TU3A)	4	54-73- 75	SOHC/ OHC	08→	CAM731 Euro 3 (D3)			FOL160 (x8)		
Relay											
1.9 Diesel	XUD9A (DJY)	4	51/70	SOHC	94→02	CAM373	CKS2373			FOL73 (x8)	Camshaft driven vacuum pump. Mechanical
	XUD9A/U (D9B)	83.00	66/90	SOHC							
1.9 Diesel	XUD9BTF (DHX)	4	66/90	SOHC	94→02	CAM373	CKS2373			FOL73 (x8)	Camshaft driven vacuum pump. Mechanical
		83.00				CAM354	CKS2354				Pulley driven vacuum pump.
2.5 Diesel	DJ5 (T9A)	4	63/86		94→02	CAM677			FOL116 (x8)	FOL109 (x8) TTP3 (x8)	
2.5 Diesel	DJ5T (T8A)	4	76/103		94→02	CAM676			FOL116 (x12)	FOL109 (x12) TTP3 (x12)	
		92.00									
2.5 Diesel	DJ5TED (THX)	4	79/107		96→02	CAM678				FOL118 (x8) TTP3 (x8)	
2.8 Diesel	8140.43N	4	107/146	SOHC	00→	CAM681				FOL169 (x8)	Mechanical
	8140.43S	94.40	92/125	SOHC							

cc			kW/PS											
Saxo														
1.1	TU1M (HDZ)	4 72.00	40/54	SOHC	96→03	CAM733					FOL160 (x8)			
1.4	KFW/TU3JP	4 75.00	55/75	SOHC	96→03	CAM733 Euro 2 →07/98 CAM731 Euro 3 (D3); Euro 4 (D4) CAM732 Euro1 to Euro2 03/98→					FOL160 (x8)			
1.5 Diesel	TUD5 (VJY)/TUD5 (VJZ)	4 77.00	42/57	SOHC	96→03	CAM461						FOL126 (x8)		Mechanical
Synergie														
1.9 Diesel	XUD9BTF (DHX)/XUD9TF (D8B)	4 83.00	66/90	SOHC	94→02	CAM373 CAM354	CKS2373 CKS2354				FOL73 (x8)			Camshaft driven vacuum pump. Mechanical Pulley driven vacuum pump.
2.0 Diesel	DW10ATED (RHZ)	4 85.00	80/109	SOHC	99→02	CAM679					FOL163 (x8)	FOL154 (x8)		
2.0 Diesel	DW10ATED4 (RHW)	4 85.00	80/109	SOHC	99→02	CAM748 ■ CAM749 ■						FOL115 (x16)		
2.1 Diesel	XUD11BTE (P8C)	4 85.00	81/110	SOHC	96→02	CAM674					FOL116 (x12)	FOL109 (x12)		
Visa														
1.1	XW7 (109/5)	4 72.00	37/50	SOHC	78→91	CAM540	CKS7540				FOL2 (x8)			
	XW7 (109/5F)		33-37/ 45-50	SOHC										
	XW7 (109K)		35/47	SOHC										
1.2	129/5	4 75.00	42/57	SOHC	80→82	CAM540	CKS7540				FOL2 (x8)			
1.4	XY7 (150D)	4 75.00	44/60	SOHC	82→91	CAM540	CKS7540				FOL2 (x8)			
	XY8 (150B)		46/62	SOHC										
1.8 Diesel	XUD7 (161A)	4 80.00	44/60	SOHC	84→91	CAM373 CAM354	CKS2373 CKS2354				FOL73 (x8)			Camshaft driven vacuum pump. Mechanical Pulley driven vacuum pump.
Xantia														
1.9 Diesel	XUD9 (DJZ)	4 83.00	52/71	SOHC	94→03	CAM373 CAM354	CKS2373 CKS2354				FOL73 (x8)			Camshaft driven vacuum pump. Mechanical Pulley driven vacuum pump.
	XUD9BTF (DHX)		66/90	SOHC										
	XUD9TE (DHY)		44/66/ 60/90	SOHC										
1.9 Diesel	XUD9A/L (D9B)	4 83.00	50/68	SOHC	94→98	CAM373	CKS2373				FOL73 (x8)			Camshaft driven vacuum pump. Mechanical
2.0 Diesel	DW10ATED (RHZ)	4 85.00	80/109	SOHC	99→03	CAM679					FOL163 (x8)	FOL154 (x8)		
	DW10TD (RHY)		63/86	SOHC										
2.1 Diesel	XUD11BTE (P8C)	4 85.00	81/110	SOHC	95→99	CAM674					FOL116 (x12)	FOL109 (x12)		

cc			KW/PS							
		Ø					KIT			
Xantia Break										
1.9 Diesel	XUD9BTF (DHX)	4 83.00	66/90	SOHC	95→03	CAM373	CKS2373			FOL73 (x8) Camshaft driven vacuum pump. Mechanical
	XUD9TE (DHY)		44/66/ 60/90	SOHC		CAM354	CKS2354			Pulley driven vacuum pump.
	XUD9TF (D8B)		66/90	SOHC						
2.0 Diesel	DW10ATED (RHZ)	4 85.00	80/109	SOHC	99→03	CAM679			FOL163 (x8)	FOL154 (x8)
	DW10TD (RHY)		63/86	SOHC						
2.1 Diesel	XUD11BTE (P8C)	4 85.00	81/110	SOHC	96→99	CAM674			FOL116 (x12)	FOL109 (x12)
XM										
2.1 Diesel	XUD11ATE (P8A)/XUD11ATE (PHZ)	4 85.00	80-81/ 109-110	SOHC	89→00	CAM674			FOL116 (x12)	FOL109 (x12)
	XUD11ATE (PJZ)		80/109	SOHC						
	XUD11BTE (P8C)		81/110	SOHC						
2.5 Diesel	DK5ATE (THY)	4 92.00	95/129	SOHC	94→00	CAM676			FOL116 (x12)	FOL109 (x12) TTP3 (x12)
XM Break										
2.1 Diesel	XUD11ATE (P8A)/XUD11ATE (PHZ)	4 85.00	80-81/ 109-110	SOHC	91→00	CAM674			FOL116 (x12)	FOL109 (x12)
	XUD11ATE (PJZ)		80/109	SOHC						
	XUD11BTE (P8C)		81/110	SOHC						
2.5 Diesel	DK5ATE (THY)	4 92.00	95/129	SOHC	94→00	CAM676			FOL116 (x12)	FOL109 (x12) TTP3 (x12)
Xsara										
1.4 Diesel	DV4TD (8HX)	4 73.70	52/71	SOHC	03→05	CAM726				FOL154 (x8)
1.4	KFW/TU3JP	4 75.00	55/75	SOHC	97→05	CAM733			FOL160 (x8)	
						Euro 2 →07/98 CAM731 Euro 3 (D3); Euro 4 (D4) CAM732 Euro1 to Euro2 03/98→				
1.5 Diesel	TUD5 (VJZ)	4 77.00	42/57	SOHC	97→00	CAM461				FOL126 (x8) Mechanical
1.8 Diesel	XUD7 (161A)/XUD7 (A9A/161A)	4 80.00	44/60	SOHC	97→00	CAM373	CKS2373			FOL73 (x8) Camshaft driven vacuum pump. Mechanical
1.9 Diesel	DW8 (WJZ) / DW8B (WJY)/DW8B (WJY)	4 82.20	51/70	SOHC	97→05	CAM373	CKS2373			FOL73 (x8) Camshaft driven vacuum pump. Mechanical
	XUD9A (DJY)	83.00	51/70	SOHC						
1.9 Diesel	XUD9TE (DHY)	4 83.00	44/66/ 60/90	SOHC	97→00	CAM373	CKS2373			FOL73 (x8) Camshaft driven vacuum pump. Mechanical
						CAM354	CKS2354			
2.0 Diesel	DW10ATED (RHZ)	4 85.00	80/109	SOHC	99→05	CAM679			FOL163 (x8)	FOL154 (x8)
	DW10TD (RHY)		63/86	SOHC						

cc			kW/PS								
----	--	--	-------	--	--	--	--	--	--	--	--

Xsara Break											
1.4 Diesel	DV4TD (8HX)	4	52/71	SOHC	03→05	CAM726				FOL154 (x8)	
		73.70									
1.4	KFW/TU3JP	4	55/75	SOHC	97→05	CAM733 Euro 2 →07/98 CAM731 Euro 3 (D3); Euro 4 (D4) CAM732 Euro1 to Euro2 03/98→			FOL160 (x8)		
		75.00									
1.5 Diesel	TUD5 (VJZ)	4	42/57	SOHC	97→00	CAM461				FOL126 (x8)	Mechanical
		77.00									
1.8 Diesel	XUD7 (A9A/161A)	4	44/60	SOHC	97→00	CAM373	CKS2373			FOL73 (x8)	Camshaft driven vacuum pump. Mechanical
		80.00				CAM354	CKS2354				Pulley driven vacuum pump.
1.9 Diesel	DW8 (WJZ) / DW8B (WJY)/DW8B (WJY)	4	51/70	SOHC	97→05	CAM373	CKS2373			FOL73 (x8)	Camshaft driven vacuum pump. Mechanical
	XUD9A (DJY)	82.20	51/70	SOHC							
		83.00									
1.9 Diesel	XUD9TE (DHY)	4	44/66/ 60/90	SOHC	97→00	CAM373	CKS2373			FOL73 (x8)	Camshaft driven vacuum pump. Mechanical
		83.00				CAM354	CKS2354				Pulley driven vacuum pump.
2.0 Diesel	DW10ATED (RHZ)	4	80/109	SOHC	99→05	CAM679			FOL163 (x8)	FOL154 (x8)	
	DW10TD (RHY)	85.00	63/86	SOHC							

Xsara Coupe											
1.4 Diesel	DV4TD (8HX)	4	52/71	SOHC	03→05	CAM726				FOL154 (x8)	
		73.70									
1.4	KFW/TU3JP	4	55/75	SOHC	98→05	CAM733 Euro 2 →07/98 CAM731 Euro 3 (D3); Euro 4 (D4) CAM732 Euro1 to Euro2 03/98→			FOL160 (x8)		
		75.00									
1.9 Diesel	DW8 (WJZ) / DW8B (WJY)/DW8B (WJY)	4	51/70	SOHC	98→05	CAM373	CKS2373			FOL73 (x8)	Camshaft driven vacuum pump. Mechanical
	XUD9A (DJY)	82.20	51/70	SOHC							
		83.00									
1.9 Diesel	XUD9TE (DHY)	4	44/66/ 60/90	SOHC	98→00	CAM373	CKS2373			FOL73 (x8)	Camshaft driven vacuum pump. Mechanical
		83.00				CAM354	CKS2354				Pulley driven vacuum pump.
2.0 Diesel	DW10ATED (RHZ)	4	80/109	SOHC	99→05	CAM679			FOL163 (x8)	FOL154 (x8)	
	DW10TD (RHY)	85.00	63/86	SOHC							

Xsara Picasso											
1.6 Diesel	DV6TED4	4	80/109	DOHC	04→	CAM746 ■ CAM747 ■			FOL184 (x16)	FOL152 (x16)	
		75.00									
2.0 Diesel	DW10TD (RHY)	4	63/86	SOHC	99→	CAM679			FOL163 (x8)	FOL154 (x8)	
		85.00									

cc			kW/PS								
ZX											
1.1	TU1 (H1B)	4 72.00	40-44/ 55-60	SOHC	91→93	CAM540	CKS7540		FOL160 (x8)		
1.1	TU1M (HDZ)	4 72.00	40/54	SOHC	91→97	CAM733			FOL160 (x8)		
1.4	TU3JP	4 75.00	55/75	SOHC	91→97	CAM733 Euro 2 →07/98 CAM731 Euro 3 (D3); Euro 4 (D4) CAM732 Euro1 to Euro2 03/98→			FOL160 (x8)		
1.8 Diesel	XUD7 (161A)	4 80.00	44/60	SOHC	93→97	CAM373 CAM354	CKS2373 CKS2354			FOL73 (x8)	Camshaft driven vacuum pump. Mechanical Pulley driven vacuum pump.
1.9	XU9JA (DKZ)	4 83.00	90/122	SOHC	91→97	CAM459				FOL88 (x8)	Mechanical
1.9 Diesel	XUD9 (DJZ)	4 83.00	52/71	SOHC	91→97	CAM373	CKS2373			FOL73 (x8)	Camshaft driven vacuum pump. Mechanical
	XUD9TE (DHY)		44/66/ 60/90	SOHC		CAM354	CKS2354				Pulley driven vacuum pump.
1.9 Diesel	XUD9A/U (D9B)	4 83.00	66/90	SOHC	94→97	CAM373	CKS2373			FOL73 (x8)	Camshaft driven vacuum pump. Mechanical
ZX Break											
1.4	TU3JP	4 75.00	55/75	SOHC	93→97	CAM733 Euro 2 →07/98 CAM731 Euro 3 (D3); Euro 4 (D4) CAM732 Euro1 to Euro2 03/98→			FOL160 (x8)		
1.8 Diesel	XUD7 (161A)	4 80.00	44/60	SOHC	93→97	CAM373 CAM354	CKS2373 CKS2354			FOL73 (x8)	Camshaft driven vacuum pump. Mechanical Pulley driven vacuum pump.
1.9 Diesel	XUD9 (DJZ)	4 83.00	52/71	SOHC	93→97	CAM373	CKS2373			FOL73 (x8)	Camshaft driven vacuum pump. Mechanical
	XUD9TE (DHY)		44/66/ 60/90	SOHC		CAM354	CKS2354				Pulley driven vacuum pump.
1.9 Diesel	XUD9A/U (D9B)	4 83.00	66/90	SOHC	94→97	CAM373	CKS2373			FOL73 (x8)	Camshaft driven vacuum pump. Mechanical

cc			kW/PS							
1310										
1.9 Diesel	F8Q 630	4 80.00	48/65	SOHC	05→	CAM664				FOL180 (x8)
Duster										
1.6	K4M 690	4 79.50	77/105	DOHC	10→	CAM727 CAM728				FOL103 (x16)
Logan										
1.5 Diesel	K9K 790	4 76.00	48/65	SOHC	05→					FOL103 (x16)
	K9K 792		50/68	SOHC						
1.6	K4M 690	4 79.50	77/105	DOHC	06→	CAM727 CAM728				FOL103 (x16)
1.6	K7M 710	4 79.50	64/87	SOHC	04→	CAM729				FOL103 (x16)
Sandero										
1.5 Diesel	K9K 792	4 76.00	50/68	SOHC	08→					FOL103 (x16)
1.6	K7M 710	4 79.50	64/87	SOHC	08→	CAM729				FOL103 (x16)
Solenza										
1.9 Diesel	F8Q 630	4 80.00	48/65	SOHC	03→	CAM664				FOL180 (x8)

cc			kW/PS								
		Ø			12		KIT				
1.5											
1.5	G15MF	4 76.50	44-55/ 55-75	SOHC	94→95	CAM359		FOL40 (x8)	FOL38 (x8)		
Cielo											
1.5	G15MF	4 76.50	44-55/ 55-75	SOHC	96→97	CAM359		FOL40 (x8)	FOL38 (x8)		
Nexia											
1.5	G15MF	4 76.50	44-55/ 55-75	SOHC	95→97	CAM359		FOL40 (x8)	FOL38 (x8)		

cc			kW/PS							
127										
1.3 Diesel	127 A5.000	4 76.00	33/44	SOHC	81→86				FOL104 (x8)	Mechanical
128										
1.1	128 A.000	4 80.00	33-48/ 45-65	SOHC	69→84	CAM517			FOL104 (x8)	Mechanical
1.3	128 A1.000	4 86.00	44/60	SOHC	72→84	CAM517			FOL104 (x8)	Mechanical
	128 AC.000		55/75	SOHC						
147										
1.3 Diesel	127 A5.000	4 76.00	33/44	SOHC	82→83				FOL104 (x8)	Mechanical
500										
1.3 Diesel	169 A1.000	4 69.60		DOHC	07→	CAM711 CAM712				
Brava										
1.2	188 A5.000	4 70.80	59/80	DOHC	00→01	CAM713 CAM714			FOL168 (x16)	
1.4	182 A3.000/182 A5.000	4 82.00	59/80	SOHC	95→01	CAM648	CKS2648 CKS3648	FOL101 (x12)	FOL100 (x12)	
1.6	182 B6.000	4 80.50	76/103	DOHC	99→02	CAM716 CAM717			FOL106 (x16)	
1.9 Diesel	182 A7.000/182 A8.000	4 82.00	55/75	SOHC	96→01	CAM649			FOL104 (x8)	Mechanical
1.9 Diesel	182 B4.000	4 82.00	77/105	SOHC	98→01	CAM651			FOL104 (x8)	Mechanical
1.9 Diesel	182 B9.000	4 82.00	74-77/ 100-105	SOHC	00→01	CAM654			FOL104 (x8)	Mechanical
Bravo										
1.2	188 A5.000	4 70.80	59/80	DOHC	00→01	CAM713 CAM714			FOL168 (x16)	
1.4	182 A3.000/182 A5.000	4 82.00	59/80	SOHC	95→01	CAM648	CKS2648 CKS3648	FOL101 (x12)	FOL100 (x12)	
1.6	182 B6.000	4 80.50	76/103	DOHC	00→02	CAM716 CAM717			FOL106 (x16)	
1.9 Diesel	182 A7.000/182 A8.000	4 82.00	55/75	SOHC	96→01	CAM649			FOL104 (x8)	Mechanical
1.9 Diesel	182 B4.000	4 82.00	77/105	SOHC	98→01	CAM651			FOL104 (x8)	Mechanical
1.9 Diesel	182 B9.000	4 82.00	74-77/ 100-105	SOHC	00→	CAM654			FOL104 (x8)	Mechanical
1.9 Diesel	192 A8.000			SOHC						
1.9 Diesel	192 B5.000	4 82.00	66/90	SOHC	07→08	CAM653			FOL104 (x8)	Mechanical
Croma										
1.9 Diesel	939 A1.000	4 82.00	88/120	SOHC	05→	CAM654			FOL104 (x8)	Mechanical
2.5 Diesel	8144.67	4 93.00	55/75	SOHC	85→89	CAM718 01/89→				
2.5 Diesel	8144.97	4 93.00	85/115		89→96	CAM681			FOL169 (x8)	Mechanical

cc											
Doblo											
1.3 Diesel	188 A9.000	4 69.60	51/70	DOHC	04→	CAM711	CAM712				
	199 A2.000		55/75	DOHC							
	199 A3.000		66/90	DOHC							
	223 A9.000			DOHC							
1.6	182 B6.000	4 80.50	76/103	DOHC	01→	CAM716	CAM717			FOL106 (x16)	
1.9 Diesel	182 B9.000	4 82.00	74-77/ 100-105	SOHC	01→	CAM654				FOL104 (x8)	Mechanical
	186A9.000		88/120								
	223 A7.000		77/105	SOHC							
1.9 Diesel	223 A6.000	4 82.00	44/60	SOHC	01→	CAM653				FOL104 (x8)	Mechanical
Ducato											
2.0 Diesel	DW10 (RHV)	4 85.00	81/110	DOHC	01→	CAM679				FOL163 (x8)	FOL154 (x8)
2.5 Diesel	8140.27	4 93.00	70/95	SOHC	86→94	CAM681 Eng: 1197078→					FOL169 (x8) Mechanical
2.5 Diesel	8140.67	4 93.00	55/75		82→02	CAM718 01/89→					
	8144.67		55/75	SOHC							
2.8 Diesel	8140.43	4 94.40	90/122	SOHC	97→	CAM681				FOL169 (x8)	Mechanical
	8140.43S		94/128	SOHC							
2.8 Diesel	8140.63	4 94.40	64/87		98→02	CAM718					
Duna											
1.7 Diesel	149 B3.000	4 82.60	42/57	SOHC	87→91	CAM641				FOL104 (x8)	Mechanical
Elba											
1.3 Diesel	127 A5.000	4 76.00	33/44	SOHC	86→92					FOL104 (x8)	Mechanical
Fiorino											
1.3 Diesel	127 A5.000	4 76.00	33/44	SOHC	82→88					FOL104 (x8)	Mechanical
1.3 Diesel	199 A2.000	4 69.60	55/75	DOHC	08→	CAM711	CAM712				
1.7 Diesel	149 B3.000	4 82.60	42/57	SOHC	87→00	CAM641				FOL104 (x8)	Mechanical
Grande Punto											
1.3 Diesel	199 A2.000	4 69.60	55/75	DOHC	05→	CAM711	CAM712				
	199 A3.000		66/90	DOHC							
1.9 Diesel	199 A5.000	4 82.00	96/131	SOHC	05→	CAM654				FOL104 (x8)	Mechanical
	939 A1.000		88/120	SOHC							
Idea											
1.2	188 A5.000	4 70.80	59/80	DOHC	04→	CAM713	CAM714			FOL168 (x16)	
1.3 Diesel	188 A9.000	4 69.60	51/70	DOHC	04→	CAM711	CAM712				
	199 A3.000		66/90	DOHC							
1.9 Diesel	188 B2.000	4 82.00	74/100	SOHC	04→	CAM654				FOL104 (x8)	Mechanical
Linea											
1.3 Diesel	199 A3.000	4 69.60	66/90	DOHC	07→	CAM711	CAM712				

cc			kW/PS								
----	--	--	-------	--	--	--	--	--	--	--	--

Marea											
1.4	182 A3.000	4	59/80	SOHC	96→	CAM648	CKS2648 CKS3648	FOL101 (x12)	FOL100 (x12)		
		82.00									
1.6	182 B6.000	4	76/103	DOHC	00→02	CAM716 ■ CAM717 ■			FOL106 (x16)		
		80.50									
1.9 Diesel	182 A7.000/182 A8.000	4	55/75	SOHC	96→	CAM649			FOL104 (x8)	Mechanical	
		82.00									
1.9 Diesel	182 B4.000	4	77/105	SOHC	99→	CAM651			FOL104 (x8)	Mechanical	
	186 A6.000		73/99	SOHC							
2.4 Diesel	185 A6.000	5	96/131	SOHC	99→	CAM652 →12/02			FOL104 (x16)	Mechanical	
		82.00									
2.4 Diesel	839 A5.000	5	100/136		99→	CAM652			FOL104 (x16)	Mechanical	
		82.00									

Marea Weekend											
1.4	182 A3.000	4	59/80	SOHC	96→	CAM648	CKS2648 CKS3648	FOL101 (x12)	FOL100 (x12)		
		82.00									
1.6	182 B6.000	4	76/103	DOHC	00→02	CAM716 ■ CAM717 ■			FOL106 (x16)		
		80.50									
1.9 Diesel	182 A7.000/182 A8.000	4	55/75	SOHC	96→	CAM649			FOL104 (x8)	Mechanical	
		82.00									
1.9 Diesel	182 B4.000	4	77/105	SOHC	99→	CAM651			FOL104 (x8)	Mechanical	
	186 A6.000		73/99	SOHC							
1.9 Diesel	182 B9.000	4	74-77/ 100-105	SOHC	96→	CAM654			FOL104 (x8)	Mechanical	
		82.00									
2.4 Diesel	185 A6.000	5	96/131	SOHC	99→	CAM652 →12/02			FOL104 (x16)	Mechanical	
		82.00									
2.4 Diesel	839 A5.000	5	100/136		99→	CAM652			FOL104 (x16)	Mechanical	
		82.00									

Multipla											
1.6	182 B6.000	4	76/103	DOHC	00→	CAM716 ■ CAM717 ■			FOL106 (x16)		
		80.50									
1.9 Diesel	182 B4.000	4	77/105	SOHC	99→	CAM651			FOL104 (x8)	Mechanical	
	186 A6.000		73/99	SOHC							
	186 A8.000		85/115	SOHC							
1.9 Diesel	186A9.000	4	88/120		02→	CAM654			FOL104 (x8)	Mechanical	
		82.00									

Palio											
1.2	188 A5.000	4	59/80	DOHC	01→	CAM713 ■ CAM714 ■			FOL168 (x16)		
		70.80									
1.3 Diesel	188 A9.000	4	51/70	DOHC	03→	CAM711 ■ CAM712 ■					
		69.60									
1.4	178 B2.000	4	51/69	SOHC	96→	CAM719			FOL104 (x8)	Mechanical	
		80.50									
1.7 Diesel	176 A5.000	4	52/71	SOHC	97→	CAM417			FOL104 (x8)	Mechanical	
		82.60									
1.9 Diesel	223 A6.000	4	44/60	SOHC	00→	CAM653			FOL104 (x8)	Mechanical	
		82.00									

Palio Weekend											
1.2	188 A5.000	4	59/80	DOHC	01→	CAM713 ■ CAM714 ■			FOL168 (x16)		
		70.80									
1.6	182 B6.000	4	76/103	DOHC	01→	CAM716 ■ CAM717 ■			FOL106 (x16)		
		80.50									
1.9 Diesel	188 A2.000	4	73/99	SOHC	01→	CAM653			FOL104 (x8)	Mechanical	
	223 A6.000		44/60	SOHC							
		82.00									

cc										
		Ø					KIT			
Panda										
1.3 Diesel	156 A5.000	4 76.10	33/44	SOHC	86→92	CAM391			FOL104 (x8)	Mechanical
1.3 Diesel	188 A9.000	4 69.60	51/70	DOHC	03→	CAM711 CAM712				
	169 A1.000			DOHC						
Punto										
1.2	188 A5.000	4 70.80	59/80	DOHC	99→	CAM713 CAM714			FOL168 (x16)	
1.3 Diesel	188 A9.000	4 69.60	51/70	DOHC	03→	CAM711 CAM712				
	199 A2.000		55/75	DOHC						
	199 A3.000		66/90	DOHC						
1.7 Diesel	176 A5.000	4 82.60	52/71	SOHC	94→99	CAM417			FOL104 (x8)	Mechanical
	176 B3.000		42/57	SOHC						
1.9 Diesel	188 A2.000	4 82.00	73/99	SOHC	99→	CAM653			FOL104 (x8)	Mechanical
	188 A3.000		44/60	SOHC						
	188 A7.000		73/99	SOHC						
1.9 Diesel	188 B2.000	4 82.00	74/100	SOHC	03→	CAM654			FOL104 (x8)	Mechanical
Punto Van										
1.3 Diesel	188 A9.000	4 69.60	51/70	DOHC	03→05	CAM711 CAM712				
1.7 Diesel	176 A5.000	4 82.60	52/71	SOHC	96→00	CAM417			FOL104 (x8)	Mechanical
	176 B3.000		42/57	SOHC						
1.9 Diesel	188 A3.000	4 82.00	44/60	SOHC	00→	CAM653			FOL104 (x8)	Mechanical
	188 A7.000		73/99	SOHC						
Qubo										
1.3 Diesel	199 A2.000	4 69.60	55/75	DOHC	08→	CAM711 CAM712				
Regata										
1.5	138 B3.000	4 86.40	55-61/ 75-83	SOHC	83→87	CAM517			FOL104 (x8)	Mechanical
	138 B3.048		55/75	SOHC						
1.7 Diesel	138 B6.000	4 83.00	43/58	SOHC	83→86	CAM632			FOL104 (x8)	Mechanical
1.7 Diesel	149 B3.000	4 82.60	42/57	SOHC	85→89	CAM641			FOL104 (x8)	Mechanical
Regata Weekend										
1.5	138 B3.000	4 86.40	55-61/ 75-83	SOHC	84→89	CAM517			FOL104 (x8)	Mechanical
	138 B3.048		55/75	SOHC						
1.7 Diesel	149 B3.000	4 82.60	42/57	SOHC	84→89	CAM641			FOL104 (x8)	Mechanical
Ritmo										
1.3	138 A1.000	4 86.40	48/65	SOHC	79→83	CAM517			FOL104 (x8)	Mechanical
1.5	138 A4.000	4 86.40	63/86	SOHC	80→89	CAM517			FOL104 (x8)	Mechanical
	138 B3.000		55-61/ 75-83	SOHC						

cc			kW/PS								
Ritmo I											
1.3	138 A1.000	4 86.40	48/65	SOHC	78→82	CAM517				FOL104 (x8)	Mechanical
	138 A3.000		55/75	SOHC							
1.5	138 A2.000	4 86.40	55/75	SOHC	78→82	CAM517				FOL104 (x8)	Mechanical
	138 A4.000		63/86	SOHC							
Ritmo II											
1.5	138 A2.000	4 86.40	55/75	SOHC	83→88	CAM517				FOL104 (x8)	Mechanical
	138 B3.000		55-61/ 75-83	SOHC							
1.7 Diesel	138 B6.000	4 83.00	43/58	SOHC	82→85	CAM632				FOL104 (x8)	Mechanical
1.7 Diesel	149 B3.000	4 82.60	42/57	SOHC	85→87	CAM641				FOL104 (x8)	Mechanical
Scudo											
2.0 Diesel	DW10 (RHX)	4 85.00	69/93	SOHC	99→	CAM679			FOL163 (x8)	FOL154 (x8)	
	DW10 (RHZ)		66/89	SOHC							
Sedici											
1.9 Diesel	D19AA	4 82.00	88/120	SOHC	06→	CAM654				FOL104 (x8)	Mechanical
Siena											
1.2	188 A5.000	4 70.80	59/80	DOHC	01→	CAM713				FOL168 (x16)	
						CAM714					
1.3 Diesel	188 A9.000	4 69.60	51/70	DOHC	03→	CAM711					
						CAM712					
1.4	178 B2.000	4 80.50	51/69	SOHC	96→	CAM719				FOL104 (x8)	Mechanical
1.6	182 B6.000	4 80.50	76/103	DOHC	00→	CAM716				FOL106 (x16)	
						CAM717					
1.9 Diesel	223 A6.000	4 82.00	44/60	SOHC	00→	CAM653				FOL104 (x8)	Mechanical
Stilo											
1.2	188 A5.000	4 70.80	59/80	DOHC	02→	CAM713				FOL168 (x16)	
						CAM714					
1.6	182 B6.000	4 80.50	76/103	DOHC	01→	CAM716				FOL106 (x16)	
						CAM717					
1.9 Diesel	192 A1.000	4 82.00	85/115		01→	CAM654				FOL104 (x8)	Mechanical
	192 A3.000		73/99	SOHC							
	192 A9.000		74/100	SOHC							
	192 A8.000			SOHC							
1.9 Diesel	192 B5.000	4 82.00	66/90	SOHC	04→	CAM653				FOL104 (x8)	Mechanical
Strada											
1.3 Diesel	223 A9.000	4 69.60		DOHC	06→	CAM711					
						CAM712					
1.9 Diesel	188 A2.000	4 82.00	73/99	SOHC	00→	CAM653				FOL104 (x8)	Mechanical
	223 A6.000		44/60	SOHC							
Tempra											
1.4	159 A2.000	4 80.50	53/72	SOHC	91→96	CAM719				FOL104 (x8)	Mechanical
	836 A4.000		51/69	SOHC							
1.6	159 A3.048	4 86.40	61/82	SOHC	90→96	CAM719				FOL104 (x8)	Mechanical
	835 C1.000		55-57/ 75-78	SOHC							

cc			kw/PS								
Tipo											
1.4	159 A2.000/160 A1.000	4 80.50	53/72	SOHC	87→95	CAM719				FOL104 (x8)	Mechanical
	836 A4.000		51/69	SOHC							
1.6	159 A3.048	4 86.40	61/82	SOHC	92→95	CAM719				FOL104 (x8)	Mechanical
	835 C1.000		55-57/ 75-78	SOHC							
Ulysse											
2.0 Diesel	DW10 (RHZ)	4 85.00	66/89	SOHC	99→02	CAM679				FOL163 (x8)	FOL154 (x8)
Uno											
1.3 Diesel	127 A5.000	4 76.00	33/44	SOHC	83→92					FOL104 (x8)	Mechanical
1.7 Diesel	149 B3.000	4 82.60	42/57	SOHC	86→89	CAM641				FOL104 (x8)	Mechanical

cc			kW/PS											
Capri														
1.6	LE	4 87.65	65/88	SOHC	72→74	CAM49	CKS1049 CKS9049	FOL8 (x8)						
Capri II														
1.6	LAC	4 87.65	50/68	SOHC	74→77	CAM52	CKS1052	FOL8 (x8)						
	LCE		53/72	SOHC										
	LEC		65/88	SOHC										
2.0	TL 20 H	4 90.80	72-74/ 98-101	SOHC	74→77	CAM49	CKS1049 CKS9049	FOL8 (x8)						
Capri III														
1.6	LCN	4 87.65	54/73	SOHC	78→87	CAM52	CKS1052	FOL8 (x8)						
2.0	NEN	4 90.80	73/100	SOHC	78→85	CAM49	CKS1049 CKS9049	FOL8 (x8)						
	TL 20 H		72-74/ 98-101	SOHC										
C-MAX														
1.6 Diesel	G8DA/G8DB	4 75.00	80/109	DOHC	07→	CAM746		FOL184 (x16)	FOL152 (x16)					
	HHDA		66/89	DOHC		CAM747								
Cortina														
1.6	LCJ	4 87.65	53-54/ 72-73	SOHC	70→72	CAM52	CKS1052	FOL8 (x8)						
Courier														
1.4	FHA	4 76.00	66/90	DOHC	96→99	CAM909			FOL105 (x16)				Mechanical	
Escort '81														
1.1	GLB	4 73.94	37/50	CVH	81→86	CAM185	CKS2185		FOL15 (x8)					
1.3	JPA	4 79.96	51/69	CVH	81→86	CAM185	CKS2185		FOL15 (x8)					
Escort '86														
1.1	GSG	4 73.94	37/50	OHV	86→90	CAM382	CKS9382		FOL85 (x8)				Mechanical	
1.3	JBA	4 73.94	46/63	HCS	86→90	CAM383			FOL85 (x8)				Mechanical	
	JBB		44/60	HCS										
1.3	JLA/JLB	4 73.94	44/60	OHV	86→90				FOL85 (x8)				Mechanical	
1.4	F6B/F6D/FUC	4 77.24	55/75	CVH	86→90	CAM185	CKS2185		FOL15 (x8)					
1.8 Diesel	RTA/RTB	4 82.50	44/60	SOHC	88→90	CAM376			FOL151 (x8)				Mechanical	
Escort '91														
1.3	JBD	4 73.94	46/63	HCS	90→94	CAM383			FOL85 (x8)				Mechanical	
1.4	F6F/F6G	4 77.24	52/71	CVH	90→94	CAM185	CKS2185		FOL15 (x8)					
1.8 Diesel	RTH	4 82.50	44/60	SOHC	90→94	CAM376			FOL151 (x8)				Mechanical	
Escort '95														
1.8 Diesel	RTF/RTH	4 82.50	44/60	SOHC	95→	CAM376			FOL151 (x8)				Mechanical	
1.8 Diesel	RVA	4 82.50	51/70	SOHC	95→01	CAM376 →07/98			FOL151 (x8)				Mechanical	

cc											
Escort Classic											
1.6	L1E	4 76.00	66/90	DOHC	98→00	CAM755				FOL123 (x16)	
1.8 Diesel	RFD/RFK	4 82.50	66/89	SOHC	98→00	CAM376				FOL151 (x8)	Mechanical
Escort II											
1.6	LC	4 80.98	62/84	SOHC	74→80	CAM49	CKS1049 CKS9049	FOL8 (x8)			
2.0	NE	4 90.80	77/105	SOHC	75→80	CAM49	CKS1049 CKS9049	FOL8 (x8)			
Escort III											
1.1	GLB	4 73.94	37/50	CVH	80→83	CAM185	CKS2185			FOL15 (x8)	
	GMA		40/54	CVH							
	GPA		43/58	CVH							
1.1	GSE	4 73.94	37/50	CVH	83→85					FOL85 (x8)	Mechanical
1.3	JPA	4 79.96	51/69	CVH	80→85	CAM185	CKS2185			FOL15 (x8)	
1.6	L4B	4 79.96	66/90	CVH	81→86	CAM186	CKS2186			FOL15 (x8)	
	LNA		97/132	SOHC							
	LR1		77/105	CVH							
	LRA		66/77/	CVH							
	LJC		90/105	CVH							
		80.00	81/110	CVH							
1.6	LP1/LPA	4 79.96	58/79	CVH	80→85	CAM185	CKS2185			FOL15 (x8)	
Escort IV											
1.1	GSG	4 73.94	37/50	OHV	85→90	CAM382	CKS9382			FOL85 (x8)	Mechanical
1.3	JBA	4 73.94	46/63	HCS	86→90	CAM383				FOL85 (x8)	Mechanical
	JBB		44/60	HCS							
1.3	JLA/JLB	4 73.94	44/60	OHV	86→90					FOL85 (x8)	Mechanical
1.4	F6B/F6D/FUA	4 77.24	55/75	CVH	85→90	CAM185	CKS2185			FOL15 (x8)	
	FUAA		51/69	CVH							
	FUC		55/75	CVH							
1.6	L4B	4 79.96	66/90	CVH	86→90	CAM186	CKS2186			FOL15 (x8)	
	LNB		97/132	SOHC							
	LR2/LRB		77/105	CVH							
1.6	LJB	4 79.96	75/102	CVH	87→90	CAM186 CAM903	CKS2186			FOL15 (x8)	
					08/89→						
1.6	LP2	4 79.96	58/79	CVH	86→90	CAM185	CKS2185			FOL15 (x8)	
	LUG		66/88	CVH							
1.8 Diesel	RTA/RTB	4 82.50	44/60	SOHC	89→90	CAM376				FOL151 (x8)	Mechanical

cc			kW/PS								
----	--	--	-------	--	--	--	--	--	--	--	--

Escort V

1.3	J4B / BL13	4 73.94	44/60	HCS	90→92	CAM804				FOL85 (x8)	Mechanical
1.3	J6A	4 73.94	44/60	HCS	90→92	CAM383				FOL85 (x8)	Mechanical
1.4	F6F/F6G	4 77.24	52/71	CVH	90→92	CAM185	CKS2185			FOL15 (x8)	
1.6	LJF	4 79.96	75-81/ 102-110	CVH	90→92	CAM186 CAM903 08/89→	CKS2186			FOL15 (x8)	
1.6	LUJ/LUK	4 79.96	66/90	CVH	90→92	CAM185	CKS2185			FOL15 (x8)	
1.8	RDA	4 80.60	77/105	DOHC	92→92	CAM756				FOL123 (x16)	
	ROB		96/131	DOHC							
1.8 Diesel	RTE/RTF/RTH	4 82.50	44/60	SOHC	90→92	CAM376				FOL151 (x8)	Mechanical

Escort VI

1.3	J4B / BL13	4 73.94	44/60	HCS	92→95	CAM804				FOL85 (x8)	Mechanical
1.3	J6A	4 73.94	44/60	HCS	92→95	CAM383				FOL85 (x8)	Mechanical
1.4	F6F/F6G	4 77.24	52/71	CVH	92→95	CAM185	CKS2185			FOL15 (x8)	
	FUH		55/75	CVH							
1.6	L1E	4 76.00	66/90	DOHC	92→95	CAM755 CAM756				FOL123 (x16)	
	L1H		65/88	DOHC							
1.8	RDA	4 80.60	77/105	DOHC	92→95	CAM756				FOL123 (x16)	
	ROB		96/131	DOHC							
1.8 Diesel	RFD/RFK/RFS	4 82.50	66/89	SOHC	92→95	CAM376				FOL151 (x8)	Mechanical
	RTE/RTF/RTH		44/60	SOHC							

Escort VII

1.3	J4B / BL13	4 73.94	44/60	HCS	95→99	CAM804				FOL85 (x8)	Mechanical
1.3	J6A	4 73.94	44/60	HCS	95→99	CAM383				FOL85 (x8)	Mechanical
1.4	FUH	4 77.24	55/75	CVH	95→99	CAM185	CKS2185			FOL15 (x8)	
1.6	L1E	4 76.00	66/90	DOHC	95→99	CAM755 CAM756				FOL123 (x16)	
	L1H		65/88	DOHC							
1.8	RDA	4 80.60	77/105	DOHC	95→00	CAM756				FOL123 (x16)	
	RKC		85/115	DOHC							
	ROB		96/131	DOHC							
1.8 Diesel	RFD/RFK	4 82.50	66/89	SOHC	95→99	CAM376				FOL151 (x8)	Mechanical
	RTE/RTF/RTH		44/60	SOHC							

1.8 Diesel	RVA	4 82.50	51/70	SOHC	95→99	CAM376 →07/98				FOL151 (x8)	Mechanical
------------	-----	------------	-------	------	-------	------------------	--	--	--	-------------	------------

cc										
Fiesta I										
0.9	TKA	4 73.94	29/40	OHV	76→83				FOL85 (x8)	Mechanical
	TLA		33/45	OHV						
1.0	TKA	4 73.94	29/40	OHV	77→86				FOL85 (x8)	Mechanical
1.1	GLA	4 73.94	39/53	OHV	76→83				FOL85 (x8)	Mechanical
	GLW		40/54	OHV						
1.3	J3E	4 80.98	49/66	OHV	77→83				FOL85 (x8)	Mechanical
1.6	L3E	4 80.98	62/84	OHV	81→83				FOL48 (x8)	Mechanical
Fiesta II										
1.0	TKB	4 73.94	33/45	OHV	83→89				FOL85 (x8)	Mechanical
1.1	GLC	4 73.94	37/50	OHV	83→89				FOL85 (x8)	Mechanical
	GSH		36/49	OHV						
1.3	JPC	4 79.96	51/69	CVH	83→87	CAM185	CKS2185		FOL15 (x8)	
1.4	F6A	4 77.24	52-54/ 71-73	CVH	83→89	CAM185	CKS2185		FOL15 (x8)	
	F6C		52/71	CVH						
	FUB		55/75	CVH						
	FUBA		51/69	SOHC						
	FUD		54/73	CVH						
1.6 Diesel	LTB	4 80.00	40/54	SOHC	84→89				FOL151 (x8)	Mechanical
1.6	LUD	4 79.96	70/95	CVH	84→89	CAM186	CKS2186		FOL15 (x8)	
Fiesta III										
1.0	TLB	4 68.70	33/45	HCS	89→95	CAM382	CKS9382		FOL85 (x8)	Mechanical
1.1	G6A	4 68.70	37/50	HCS	89→95	CAM382	CKS9382		FOL85 (x8)	Mechanical
	GUD/GUE		40/55	HCS						
1.3	J6B	4 73.94	44/60	HCS	91→97	CAM383 →08/97			FOL85 (x8)	Mechanical
1.3	JBC	4 73.94	44/46/ 60/63	HCS	89→92	CAM383			FOL85 (x8)	Mechanical
1.4	F6E	4 77.24	52/71	CVH	89→95	CAM185	CKS2185		FOL15 (x8)	
	FUG/FUJ		55/75	CVH						
1.6	L1G	4 76.00	66/90	DOHC	94→95	CAM755 CAM756			FOL123 (x16)	
1.6	LJC	4 80.00	81/110	CVH	89→94	CAM186	CKS2186		FOL15 (x8)	
1.6	LJD	4 79.96	75-81/ 102-110	CVH	89→93	CAM186 CAM903 08/89→	CKS2186		FOL15 (x8)	
1.8	RDB	4 80.60	77/105	DOHC	92→95	CAM756			FOL123 (x16)	
1.8 Diesel	RFL	4 82.50	55/75	SOHC	89→96	CAM376			FOL151 (x8)	Mechanical
	RTC/RTD/RTG		44/60	SOHC						

cc			kW/PS								
----	--	--	-------	--	--	--	--	--	--	--	--

Fiesta IV											
1.3	J4C	4	44/60	OHV	95→	CAM804				FOL85 (x8)	Mechanical
	JJA	73.94	37/50	OHV							
	J4J/J4L/J4Q/J4R/J4T	74.00	44/60	OHV							
	JJC/JJE/Endura E/JJJ/JJK/JJM		37/50	OHV							
1.4	FHA/FHE	4	66/90	DOHC	96→02	CAM909				FOL105 (x16)	Mechanical
		76.00									
1.8 Diesel	RTJ	4	44/60	SOHC	95→	CAM376				FOL151 (x8)	Mechanical
		82.50				→07/98					
1.8 Diesel	RTK	4	44/60	SOHC	95→	CAM376				FOL151 (x8)	Mechanical
		82.50									
1.8 Diesel	RTP	4	55/75	SOHC	00→	CAM902				FOL151 (x8)	Mechanical
		82.50									

Fiesta V											
1.3	A9JA/A9JB	4	51/69	SOHC	01→	CAM906					
	BAJA	74.00	44/60	SOHC							
1.3	FUJA/FUJB	4	55/75		02→	CAM908				FOL105 (x16)	Mechanical
	M7JA/M7JB	71.90	51/70			CAM909					
1.4 Diesel	F6JA / DV4TD/F6JB	4	50/68	SOHC	01→	CAM726				FOL154 (x8)	
		73.70									
1.6 Diesel	HHJA/HHJB	4	66/89	DOHC	04→	CAM746		FOL184 (x16)		FOL152 (x16)	
		75.00				CAM747					

Fiesta VI											
1.6 Diesel	HHJC/HHJE	4	66/90	DOHC	08→	CAM746		FOL184 (x16)			
		75.00				CAM747					
1.6 Diesel	HHJD	4	66/90	DOHC	08→	CAM746		FOL184 (x16)		FOL152 (x16)	
	HHJF	75.00	55/75	DOHC		CAM747					
1.6 Diesel	TZJA	4	70-/95-	DOHC	10→			FOL184 (x16)			
		75									

Focus											
1.8 Diesel	BHDB	4	55/75	SOHC	98→04	CAM902				FOL151 (x8)	Mechanical
	C9DB/C9DC	82.50	66/90	SOHC							
	F9DA		74/100	SOHC							
	F9DB/FFDA		85/115	SOHC							

Focus C-Max											
1.6 Diesel	G8DA/G8DB	4	80/109	DOHC	03→07	CAM746		FOL184 (x16)		FOL152 (x16)	
	HHDA	75.00	66/89	DOHC		CAM747					
1.6	HXDA	4	85/115	DOHC	04→07			FOL184 (x16)			
		79.00									

Focus II											
1.6 Diesel	G8DA/G8DB	4	80/109	DOHC	04→	CAM746		FOL184 (x16)		FOL152 (x16)	
	HHDA	75.00	66/89	DOHC		CAM747					
1.6	HXDA	4	85/115	DOHC	04→			FOL184 (x16)			
		79.00									

cc											
Fusion											
1.3	FUJA/FUJB	4 71.90	55/75		04→	CAM908 ■ CAM909 ■				FOL105 (x16)	Mechanical
1.4 Diesel	F6JA / DV4TD/F6JB	4 73.70	50/68	SOHC	02→	CAM726				FOL154 (x8)	
1.6 Diesel	HHJA/HHJB	4 75.00	66/89	DOHC	04→	CAM746 ■ CAM747 ■		FOL184 (x16)		FOL152 (x16)	
Galaxy											
1.9 Diesel	1Z	4 79.50	66/90	SOHC	95→	CAM441				FOL92 (x8)	
	AFN		81/110	SOHC							
	AHU		66/89	SOHC							
1.9 Diesel	ANU	4 79.50	66/89	SOHC	95→	CAM672				FOL175 (x8)	
	ASZ		96/131	SOHC							
	AUY		85/116	SOHC							
	BTB		110/150	SOHC							
2.8	AAA	6 81.00	128/174	SOHC	95→00					FOL92 (x12)	
Granada											
1.6	LCK	4 87.65	55/75	SOHC	81→85	CAM52	CKS1052	FOL8 (x8)			
2.0	TL 20 LC	4 87.70	64/87	SOHC	76→79	CAM49	CKS1049 CKS9049	FOL8 (x8)			
Ka											
1.3	A9A/A9B	4 74.00	51/70	SOHC	02→	CAM906					
1.3	BAA/J4D/Endura E/J4K/J4M/J4N/J4P/J4S	4 74.00	44/60	OHV	96→	CAM804				FOL85 (x8)	Mechanical
	JJB/Endura E		37/50	OHV							
Mondeo I											
1.6	L1F	4 76.00	66/90	DOHC	93→96	CAM755 ■ CAM756 ■				FOL123 (x16)	
	L1J		65/88	DOHC							
1.8 Diesel	RFM	4 82.50	65/88	SOHC	93→96	CAM376				FOL151 (x8)	Mechanical
1.8 Diesel	RFN	4 82.50	65/88	SOHC	93→96	CAM376 →07/98				FOL151 (x8)	Mechanical
Mondeo II											
1.6	L1J	4 76.00	65/88	DOHC	96→00	CAM755 ■ CAM756 ■				FOL123 (x16)	
	L1L		70/95	DOHC							
1.8 Diesel	RFN	4 82.50	65/88	SOHC	96→00	CAM376 →07/98				FOL151 (x8)	Mechanical
Orion I											
1.3	JPA	4 79.96	51/69	CVH	83→86	CAM185	CKS2185			FOL15 (x8)	
1.6	LP1/LPA	4 79.96	58/79	CVH	83→86	CAM185	CKS2185			FOL15 (x8)	
1.6	LR1	4 79.96	77/105	CVH	83→86	CAM186	CKS2186			FOL15 (x8)	
	LRA		66/77/ 90/105	CVH							

cc			kW/PS								
Orion II											
1.3	JBB	4 73.94	44/60	HCS	85→90	CAM383				FOL85 (x8)	Mechanical
1.3	JLA/JLB	4 73.94	44/60	OHV	85→90					FOL85 (x8)	Mechanical
1.4	F6B/F6D/FUA	4 77.24	55/75	CVH	85→90	CAM185	CKS2185			FOL15 (x8)	
	FUA		51/69	CVH							
	FUC		55/75	CVH							
1.6	L4B	4 79.96	66/90	CVH	86→90	CAM186	CKS2186			FOL15 (x8)	
	LRB		77/105	CVH							
1.6	LJB	4 79.96	75/102	CVH	89→90	CAM186 CAM903 08/89→	CKS2186			FOL15 (x8)	
1.6	LUC	4 79.96	66/90	CVH	85→90	CAM185	CKS2185			FOL15 (x8)	
1.8 Diesel	RTA/RTB	4 82.50	44/60	SOHC	89→90	CAM376				FOL151 (x8)	Mechanical
Orion III											
1.3	J4B / BL13	4 73.94	44/60	HCS	90→93	CAM804				FOL85 (x8)	Mechanical
1.3	J6A	4 73.94	44/60	HCS	90→93	CAM383				FOL85 (x8)	Mechanical
1.4	F6F/F6G	4 77.24	52/71	CVH	90→93	CAM185	CKS2185			FOL15 (x8)	
	FUH		55/75	CVH							
1.6	L1E	4 76.00	66/90	DOHC	92→93	CAM755				FOL123 (x16)	
						CAM756					
1.6	LJF	4 79.96	75-81/ 102-110	CVH	90→92	CAM903				FOL15 (x8)	
1.6	LUJ/LUK	4 79.96	66/90	CVH	90→92	CAM185	CKS2185			FOL15 (x8)	
1.8	RDA	4 80.60	77/105	DOHC	92→93	CAM756				FOL123 (x16)	
	ROB		96/131	DOHC							
1.8 Diesel	RFD/RFK	4 82.50	66/89	SOHC	90→93	CAM376				FOL151 (x8)	Mechanical
	RTE/RTF/RTH		44/60	SOHC							
P 100 I											
1.6	LCR	4 87.65	54/73	SOHC	82→87	CAM52	CKS1052	FOL8 (x8)			
P 100 II											
1.8 Diesel	RFA	4 82.50	55/75	SOHC	87→92	CAM376 08/90→				FOL151 (x8)	Mechanical
Scorpio I											
1.8	REC	4 86.20	66/89	SOHC	85→92	CAM49	CKS1049 CKS9049	FOL8 (x8)			
2.0	N8D/NEL	4 90.80	77/105	SOHC	85→94	CAM49	CKS1049 CKS9049	FOL8 (x8)			
	NRA		85/115	SOHC							
	NRC		74/100	SOHC							
		90.83									
	NRI	90.80	85/115	SOHC							

cc											
Sierra											
1.3	JCT	4 79.00	44/60	SOHC	82→86	CAM52	CKS1052	FOL8 (x8)			
1.6	L6B	4 79.96	59/80	CVH	89→93	CAM186	CKS2186			FOL15 (x8)	
1.6	LCS/LCT/LSD/LSE	4 81.30	55/75	SOHC	82→93	CAM52	CKS1052	FOL8 (x8)			
1.8	REB/RED/REF	4 86.20	66/89	SOHC	84→89	CAM49	CKS1049 CKS9049	FOL8 (x8)			
1.8 Diesel	RFA/RFB	4 82.50	55/75	SOHC	88→93	CAM376 08/90→				FOL151 (x8)	Mechanical
1.8 Diesel	RFL	4 82.50	55/75	SOHC	88→93	CAM376				FOL151 (x8)	Mechanical
2.0	N4A	4 90.80	85/115	SOHC	82→93	CAM49	CKS1049 CKS9049	FOL8 (x8)			
	N4B		74/100	SOHC							
	N4I		85/115	SOHC							
	NE5/NEJ		74/100	SOHC							
	NES/NET		77/105	SOHC							
	NR2/NRB		85/115	SOHC							
	NRD		74/100	SOHC							
Street Ka											
1.6	CDRA/CDRB	4 82.00	70/95	SOHC	03→05	CAM905			FOL182 (x8)	FOL181 (x8)	
Taurus											
1.6	LAD	4 87.68	50-51/ 68-70	SOHC	74→82	CAM49	CKS1049 CKS9049	FOL8 (x8)			
	LAR	87.65	51/69	SOHC							
	LE		65/88	SOHC							
1.6	LCJ	4 87.65	53-54/ 72-73	SOHC	70→82	CAM52	CKS1052	FOL8 (x8)			
2.0	TL 20 LC	4 87.70	64/87	SOHC	73→82	CAM49	CKS1049 CKS9049	FOL8 (x8)			
	NEG	90.80	72/98	SOHC							
	NER		77/105	SOHC							
	TL 20 H		72-74/ 98-101	SOHC							
Transit											
1.6	B	4 87.65	46/63	SOHC	77→92	CAM52	CKS1052	FOL8 (x8)			
	LAT		46-48/ 63-65	SOHC							
2.0	N6T/NAT	4 90.80	57/77	SOHC	85→92	CAM52	CKS1052	FOL8 (x8)			
	NAV		55-57/ 75-78	SOHC							
2.0	NCA	4 90.80	72/98	SOHC	91→94	CAM49	CKS1049 CKS9049	FOL8 (x8)			
2.4 Diesel	D2FA/D2FB	4 89.90	66/89	DOHC	00→	CAM644					
	D4FA		88/120	DOHC		CAM645					
	F4FA		55/75	DOHC							
2.5 Diesel	4ED	4 93.67	85/116	OHV	97→00	CAM382	CKS9382			FOL85 (x8)	Mechanical

cc			kW/PS							
----	--	--	-------	--	--	--	--	--	--	--

City										
1.8 Diesel	XUD7T	4 80.00	58/79	SOHC	97→99	CAM444			FOL73 (x8)	Mechanical

Concerto										
1.8 Diesel	XUD7T	4 80.00	58/79	SOHC	94→96	CAM444			FOL73 (x8)	Mechanical

cc		 Ø	kW/PS				 KIT			
Galloper										
2.5 Diesel	4D56T	4	62-70/ 84-95	SOHC	91→98	CAM390				
91.10										

cc 	 Ø	kW/PS 				 KIT						
--	--	---	---	---	---	---	---	---	---	---	---	---

Daily I												
2798 Diesel 8140.63.	4 94.40	62/84	SOHC	98→	CAM718							

Daily II												
2798 Diesel 8140.63.	4 94.40	62/84	SOHC	99→	CAM718							

cc		 Ø	kW/PS		 12		 KIT			
Niva										
1.9 Diesel	XUD9A	4	47-52/ 64-71	SOHC	93→	CAM354	CKS2354		FOL73 (x8)	Mechanical Pulley driven vacuum pump.

cc			kW/PS							
Dedra										
1.6	835 C1.000	4 86.40	55/75	SOHC	93→99	CAM719			FOL104 (x8)	Mechanical
Delta II										
1.6	835 C1.000	4 86.40	55/75	SOHC	93→99	CAM719			FOL104 (x8)	Mechanical
Kappa										
2.4 Diesel	838 A3.000/838 A7.000 838 A8.000	5 82.00	91/124 100/136	SOHC SOHC	94→01	CAM652			FOL104 (x16)	Mechanical
Lybra										
1.9 Diesel	AR 32302	4 82.00		SOHC	99→00	CAM651			FOL104 (x8)	Mechanical
1.9 Diesel	937 A2.000 AR 37101	4 82.00	85/116 85-80/ 116-109	SOHC SOHC	00→	CAM654			FOL104 (x8)	Mechanical
2.4 Diesel	839 A5.000 839 A6.000 AR 32501	5 82.00	99-96/ 135-131 103/140 100-99/ 136-135	SOHC SOHC	99→	CAM652			FOL104 (x16)	Mechanical
Musa										
1.3 Diesel	188 A9.000 199 A3.000	4 69.60	51/70 66/90	DOHC DOHC	04→	CAM711 CAM712				
1.9 Diesel	188 B2.000	4 82.00		SOHC	04→	CAM654			FOL104 (x8)	Mechanical
Y										
1.2	188 A5.000	4 70.80	59/80	DOHC	00→03	CAM713 CAM714			FOL168 (x16)	
1.4	840 A2.000/840 A4.000	4 82.00	58/79	SOHC	96→03	CAM648	CKS2648 CKS3648	FOL101 (x12)	FOL100 (x12)	
Ypsilon										
1.2	188 A5.000	4 70.80	59/80	DOHC	03→	CAM713 CAM714			FOL168 (x16)	
1.3 Diesel	188 A9.000 199 A3.000 199 A2.000	4 69.60	51/70 66/90	DOHC DOHC DOHC	03→	CAM711 CAM712				
Zeta										
2.0 Diesel	DW10ATED (RHZ)	4 85.00	66/89	SOHC	00→02	CAM679		FOL163 (x8)	FOL154 (x8)	

cc			kW/PS											
2														
1.3	FUJA	4 71.90	55/75		03→	CAM908					FOL105 (x16)		Mechanical	
1.4 Diesel	F6JA/F6JB	4 73.70	50/68	SOHC	03→	CAM726					FOL154 (x8)			
3														
1.6 Diesel	Y601	4 75.00	80-81/ 109-110	DOHC	04→						FOL184 (x16)			
DEMIO														
1.2	FUJA	4 71.90	55/75		03→	CAM908					FOL105 (x16)		Mechanical	

cc			kW/PS									
190 (W201)												
1.8	M 102.910	4	77/80/ 89.00	105/109	SOHC	90→93	CAM377	CKS9377			FOL82 (x8)	
2.0	M 102.924/M 102.961/M 102.962	4	62/93/ 89.00	84/126	SOHC	82→93	CAM633 →12/84 CAM377 01/85→	CKS9377 01/85→			FOL82 (x8)	
2.0 Diesel	OM 601.911	4	53-55/72 87.00			83→93	CAM627				FOL84 (x8)	
2.3	M 102.985	4	92/100/ 95.50	125/136	SOHC	82→93	CAM377	CKS9377			FOL82 (x8)	
2.5 Diesel	OM 602.911 OM 602.961	5	66-69/ 87.00	90-94 90-93/ 122-126	SOHC SOHC	85→93	CAM414				FOL84 (x10)	
2.6	M 103.942 (KAT)	6	117/159 82.90		SOHC	82→93	CAM408				FOL82 (x12)	

C-Class

1.8	M 111.920	4	85.30	90/122	DOHC	93→00	CAM693				FOL147 (x16)	
	M 111.921			90/122	SOHC							
2.0	M 111.941	4	89.90	100/136	DOHC	94→02	CAM693				FOL147 (x16)	
	M 111.944			132-141/ 180-192	DOHC							
	M 111.945			100/136	DOHC							
	M 111.951/M 111.952			95/129	DOHC							
	M 111.955/M 111.956			120/163	DOHC							
2.2	M 111.961	4	89.90	110/150	DOHC	93→00	CAM694				FOL147 (x16)	
2.3	M 111.975	4	90.90	142/193	DOHC	95→00	CAM694				FOL147 (x16)	
2.5 Diesel	OM 605.910	5	87.00	83/113	DOHC	93→00	CAM661					
							CAM663					
2.5 Diesel	OM 605.960	5	87.00	110/150	SOHC	95→01	CAM662					
							CAM663					
2.8	M 104.941	6	89.90	142/193	DOHC	93→00	CAM659				FOL147 (x24)	
							CAM683					
3.6	M 104.941 (AMG 3.6)	6	91.00	206/280	DOHC	94→00	CAM659				FOL147 (x24)	
							CAM683					

CLK (A208)

2.0	M 111.941	4	89.90	100/136	DOHC	98→02	CAM693				FOL147 (x16)	
	M 111.944			132-141/ 180-192	DOHC							
	M 111.945			100/136	DOHC							
	M 111.956			120/163	DOHC							
2.3	M 111.975	4	90.90	142/193	DOHC	98→00	CAM694				FOL147 (x16)	
2.3	M 111.982	4	90.90	142/193	DOHC	00→02	CAM693				FOL147 (x16)	
							CAM694					

CLK (C208)

2.0	M 111.941	4	89.90	100/136	DOHC	97→02	CAM693				FOL147 (x16)	
	M 111.944			132-141/ 180-192	DOHC							
	M 111.945			100/136	DOHC							
	M 111.956			120/163	DOHC							
2.3	M 111.975	4	90.90	142/193	DOHC	97→00	CAM694				FOL147 (x16)	

cc												
... CLK (C208)												
2.3	M 111.982	4 90.90	142/193	DOHC	00→02	CAM693 ■ CAM694 ■					FOL147 (x16)	
Coupe (C123)												
2.3	M 102.980	4 95.50	100/136	SOHC	80→85	CAM633					FOL82 (x8)	
Coupe (C124)												
2.2	M 111.960	4 89.90	110/150	DOHC	92→93	CAM694 ■					FOL147 (x16)	
2.3	M 102.982	4 95.50	97-100/ 132-136	SOHC	87→92	CAM377	CKS9377				FOL82 (x8)	
3.0	M 103.983	6 88.50	132/140/ 180/190	SOHC	87→93	CAM408					FOL82 (x12)	
3.0	M 104.980	6 88.50	162/170/ 220/231	DOHC	89→92	CAM659 ■ CAM683 ■					FOL124 (x24) Eng: →008693 FOL147 (x24) Eng: 008694→	
3.2	M 104.992	6 89.90	162/220	DOHC	92→93	CAM659 ■ CAM683 ■					FOL124 (x24) Eng: →000024 FOL147 (x24) Eng: 000025→	
E-Class												
2.0	M 102.920 M 102.939	4 89.00	66/77/ 90/105 62/93/ 84/126	SOHC SOHC	80→85	CAM633					FOL82 (x8)	
2.0	M 102.922/M 102.962/M 102.963	4 89.00	62/93/ 84/126	SOHC	85→92	CAM633 →12/84 CAM377 01/85→	CKS9377 01/85→				FOL82 (x8)	
2.0	M 111.940	4 89.90	100/136	DOHC	92→93	CAM693 ■ CAM694 ■					FOL147 (x16)	
2.0 Diesel	OM 601.912	4 87.00	53-55/72		85→91	CAM627					FOL84 (x8)	
2.2	M 111.960	4 89.90	110/150	DOHC	92→93	CAM694 ■					FOL147 (x16)	
2.3	M 102.980	4 95.50	100/136	SOHC	80→85	CAM633					FOL82 (x8)	
2.3	M 102.982	4 95.50	97-100/ 132-136	SOHC	85→92	CAM377	CKS9377				FOL82 (x8)	
2.5 Diesel	OM 602.912	5 87.00	66-69/ 90-94	SOHC	85→93	CAM414					FOL84 (x10)	
2.6	M 103.940	6 82.90	117/159	SOHC	85→92	CAM408					FOL82 (x12)	
2.8	M 104.942	6 89.90	142-145/ 193-197	DOHC	92→93	CAM659 ■ CAM683 ■					FOL124 (x24) Eng: →000018 FOL147 (x24) Eng: 000019→	
3.0	M 103.983/M 103.985	6 88.50	132/140/ 180/190	SOHC	86→93	CAM408					FOL82 (x12)	
3.0	M 104.980	6 88.50	162/170/ 220/231	DOHC	89→93	CAM659 ■ CAM683 ■					FOL124 (x24) Eng: →008693 FOL147 (x24) Eng: 008694→	
3.0 Diesel	OM 603.912	6 87.00	80/83/ 109/113	SOHC	86→93						FOL84 (x12)	
3.2	M 104.992	6 89.90	162/220	DOHC	92→93	CAM659 ■ CAM683 ■					FOL124 (x24) Eng: →000024 FOL147 (x24) Eng: 000025→	

cc			kW/PS							
E-Class (A124)										
2.0	M 111.940	4 89.90	100/136	DOHC	93→98	CAM693				FOL147 (x16)
2.2	M 111.960	4 89.90	110/150	DOHC	93→98	CAM694				FOL147 (x16)
3.2	M 104.992/M 104.995	6 89.90	162/220	DOHC	93→98	CAM659				FOL124 (x24) Eng: →000024 FOL147 (x24) Eng: 000025→
3.6	M 104.992 (AMG 3.6)	6 91.00	195-200/ 265-272	DOHC	94→98	CAM659				FOL124 (x24) Eng: →000024 FOL147 (x24) Eng: 000025→
E-Class (C124)										
2.0	M 111.940	4 89.90	100/136	DOHC	93→97	CAM693				FOL147 (x16)
2.2	M 111.960	4 89.90	110/150	DOHC	93→97	CAM694				FOL147 (x16)
3.2	M 104.992	6 89.90	162/220	DOHC	93→97	CAM659				FOL124 (x24) Eng: →000024 FOL147 (x24) Eng: 000025→
3.6	M 104.992 (AMG 3.6)	6 91.00	195-200/ 265-272	DOHC	93→97	CAM659				FOL124 (x24) Eng: →000024 FOL147 (x24) Eng: 000025→
E-Class (S124)										
2.0	M 111.940/M 111.942	4 89.90	100/136	DOHC	93→03	CAM693				FOL147 (x16)
	M 111.947		137/186	DOHC		CAM694				
	M 111.957		120/163	DOHC						
2.2	M 111.960	4 89.90	110/150	DOHC	93→96	CAM694				FOL147 (x16)
2.5 Diesel	OM 602A.962	5 87.00	93/126	SOHC	93→96	CAM414				FOL84 (x10)
2.5 Diesel	OM 605.911	5 87.00	83/113	DOHC	93→96	CAM661				
						CAM663				
2.5 Diesel	OM 605.912	5 87.00	83/113	DOHC	96→99	CAM662				
	OM 605.962		110/150	DOHC		CAM663				
2.8	M 104.942	6 89.90	142-145/ 193-197	DOHC	93→96	CAM659				FOL124 (x24) Eng: →000018 FOL147 (x24) Eng: 000019→
2.9 Diesel	OM 602.982	5 89.00	95/129	SOHC	96→99					FOL84 (x10)
3.0	M 103.985	6 88.50	132/140/ 180/190	SOHC	93→96	CAM408				FOL82 (x12)
3.0	M 104.980	6 88.50	162/170/ 220/231	DOHC	93→96	CAM659				FOL124 (x24) Eng: →008693 FOL147 (x24) Eng: 008694→
						CAM683				
3.2	M 104.992	6 89.90	162/220	DOHC	93→96	CAM659				FOL124 (x24) Eng: →000024 FOL147 (x24) Eng: 000025→
						CAM683				
3.6	M 104.992 (AMG 3.6)	6 91.00	195-200/ 265-272	DOHC	94→96	CAM659				FOL124 (x24) Eng: →000024 FOL147 (x24) Eng: 000025→
						CAM683				

cc												
E-Class (W123)												
2.0	M 102.920	4	66/77/89.00	SOHC	80→85	CAM633					FOL82 (x8)	
	M 102.939		62/93/84/126	SOHC								
2.3	M 102.980	4	100/136/95.50	SOHC	80→85	CAM633					FOL82 (x8)	
E-Class (W124)												
2.0	M 102.922/M 102.963	4	62/93/89.00	SOHC	85→92	CAM633 →12/84 CAM377 01/85→	CKS9377 01/85→				FOL82 (x8)	
2.0	M 111.940	4	100/136/89.90	DOHC	92→95	CAM693 II CAM694 E					FOL147 (x16)	
2.0 Diesel	OM 601.912	4	53-55/72/87.00		84→95	CAM627					FOL84 (x8)	
2.2	M 111.960	4	110/150/89.90	DOHC	92→95	CAM694 E					FOL147 (x16)	
2.3	M 102.982	4	97-100/95.50	SOHC	84→93	CAM377	CKS9377				FOL82 (x8)	
2.5 Diesel	OM 602.912	5	66-69/87.00	SOHC	85→95	CAM414					FOL84 (x10)	
	OM 602A.962		90-94/93/126	SOHC								
2.5 Diesel	OM 605.911	5	83/113/87.00	DOHC	93→95	CAM661 II CAM663 E						
2.6	M 103.940	6	117/159/82.90	SOHC	85→92	CAM408					FOL82 (x12)	
	M 103.943		118/160	SOHC								
2.8	M 104.942	6	142-145/89.90	DOHC	92→95	CAM659 II CAM683 E					FOL124 (x24) Eng: →000018 FOL147 (x24) Eng: 000019→	
3.0	M 103.980/M 103.983/M 103.985	6	132/140/88.50	SOHC	85→95	CAM408					FOL82 (x12)	
3.0	M 104.980	6	162/170/88.50	DOHC	88→92	CAM659 II CAM683 E					FOL124 (x24) Eng: →008693 FOL147 (x24) Eng: 008694→	
3.0 Diesel	OM 603.912/OM 603.913	6	80/83/87.00	SOHC	84→93						FOL84 (x12)	
3.2	M 104.992	6	162/220/89.90	DOHC	92→95	CAM659 II CAM683 E					FOL124 (x24) Eng: →000024 FOL147 (x24) Eng: 000025→	
E-Class (W210)												
2.0	M 111.942	4	100/136/89.90	DOHC	95→02	CAM693 II CAM694 E					FOL147 (x16)	
	M 111.947		137/186	DOHC								
	M 111.957		120/163	DOHC								
2.5 Diesel	OM 605.912	5	83/113/87.00	DOHC	95→99	CAM662 II CAM663 E						
	OM 605.962		110/150	DOHC								
2.8	M 104.945	6	142/193/89.90	DOHC	96→97	CAM659 II CAM683 E					FOL147 (x24)	
2.9 Diesel	OM 602.982	5	95/129/89.00	SOHC	96→99						FOL84 (x10)	
3.2	M 104.995	6	162/220/89.90	DOHC	95→97	CAM659 II CAM683 E					FOL124 (x24) Eng: →000024 FOL147 (x24) Eng: 000025→	

cc			kW/PS									
G-Class (W460)												
2.3	M 102.979	4	90/122	SOHC	82→92	CAM377	CKS9377			FOL82 (x8)		
	M 102.987	95.50	90-92/ 122-125	SOHC								
2.3	M 102.981	4	92/125	SOHC	82→92	CAM633				FOL82 (x8)		
		95.50										
2.5 Diesel	OM 602.930	5	62-69/ 87.00	SOHC	87→92	CAM414				FOL84 (x10)		
3.0 Diesel	OM 603.912	6	80/83/ 87.00	SOHC	79→93					FOL84 (x12)		
G-Class (W461)												
2.3	M 102.979	4	90/122	SOHC	93→	CAM377	CKS9377			FOL82 (x8)		
		95.50										
2.5 Diesel	OM 602.939	5	68/92	OHV	90→	CAM414				FOL84 (x10)		
		87.00										
2.9 Diesel	OM 602.942	5	70-72/ 89.00	SOHC	92→	CAM414				FOL84 (x10)		
	OM 602.983		95-98 88/120	SOHC								
G-Class (W463)												
2.5 Diesel	OM 602.931	5	69/93	SOHC	90→	CAM414				FOL84 (x10)		
		87.00										
3.0	M 103.987	6	132/140/ 88.50	SOHC	89→	CAM408				FOL82 (x12)		
3.0 Diesel	OM 603.931	6	80/83/ 87.00	SOHC	89→					FOL84 (x12)		
			109/113									
3.2	M 104.996	6	155/211	DOHC	94→97	CAM659 ■ CAM683 ■				FOL147 (x24)		
		89.90										
Kombi												
2.0	M 102.922	4	62/93/ 89.00	SOHC	92→93	CAM633 →12/84 CAM377 01/85→	CKS9377 01/85→			FOL82 (x8)		
2.5 Diesel	OM 602A.962	5	93/126	SOHC	88→93	CAM414				FOL84 (x10)		
		87.00										
2.5 Diesel	OM 605.911	5	83/113	DOHC	92→93	CAM661 ■ CAM663 ■						
		87.00										
O 100 City												
2874 Diesel	OM 602.940	5	70-72/ 89.00		94→	CAM414				FOL84 (x10)		
			95/98									
Saloon												
2.0	M 102.922	4	62/93/ 89.00	SOHC	92→93	CAM633 →12/84 CAM377 01/85→	CKS9377 01/85→			FOL82 (x8)		
S-Class												
2.5	M 103.941	6	117/159	SOHC	85→91	CAM408				FOL82 (x12)		
		82.90										
2.8	M 104.944	6	142-145/ 89.90	DOHC	93→98	CAM659 ■ CAM683 ■				FOL147 (x24)		
3.0	M 103.981 (KAT)	6	132/140/ 88.50	SOHC	85→91	CAM408				FOL82 (x12)		
			180/190									
3.2	M 104.990	6	170/231	DOHC	91→98	CAM659 ■ CAM683 ■				FOL124 (x24) Eng: →000024 FOL147 (x24) Eng: 000025→		
		89.90										

cc											
... S-Class											
3.2	M 104.994	6 89.90	170/231	DOHC	91→98	CAM659 CAM683				FOL124 Eng: →000129 FOL147 Eng: 000130→ FOL124 Eng: →000024 FOL147 Eng: 000025→	Automatic Transmission Automatic Transmission Manual Transmission Manual Transmission
3.8	M 116.961	8 88.00	120-160/ 163-218	SOHC	85→86				FOL148 (x16)	FOL144 (x16)	
3.8	M 116.963	8 88.00	150/204	SOHC	79→85	CAM637 CAM638			FOL148 (x16)	FOL144 (x16)	
5.5	M 117.968 (KAT)	8 96.50	178-220/ 242-300	SOHC	85→91	CAM628 CAM629			FOL148 (x16)	FOL144 (x16)	
SL											
2.8	M 104.943	6 89.90	142-150/ 193-204	DOHC	93→01	CAM659 CAM683				FOL147 (x24)	
3.0	M 103.982/ M 103.984	6 88.50	132/140/ 180/190	SOHC	85→93	CAM408				FOL82 (x12)	
3.0	M 104.981	6 88.50	162/170/ 220/231	DOHC	89→93	CAM659 CAM683				FOL124 (x24) Eng: →008693 FOL147 (x24) Eng: 008694→	
3.2	M 104.991	6 89.90	170/231	DOHC	93→01	CAM659 CAM683				FOL147 (x24)	
3.8	M 116.962	8 88.00	150/204	SOHC	80→85				FOL148 (x16)	FOL144 (x16)	
SLK											
2.0	M 111.943 M 111.946 M 111.958	4 89.90	132-141/ 180-192 100/136 120/163	DOHC DOHC DOHC	96→04	CAM693 CAM694				FOL147 (x16)	
Sprinter 2-t											
2.3 Diesel	OM 601.943	4 89.00	58/79	SOHC	95→00	CAM627				FOL84 (x8)	
2.9 Diesel	OM 602.980	5 89.00	75-90/ 102-122	SOHC	95→00	CAM414				FOL84 (x10)	
Sprinter 3-t											
2.3 Diesel	OM 601.943	4 89.00	58/79	SOHC	95→00	CAM627				FOL84 (x8)	
2.9 Diesel	OM 602.980	5 89.00	75-90/ 102-122	SOHC	95→02	CAM414				FOL84 (x10)	
Sprinter 4-t											
2.3 Diesel	OM 601.943	4 89.00	58/79	SOHC	96→06	CAM627				FOL84 (x8)	
2.9 Diesel	OM 602.980	5 89.00	75-90/ 102-122	SOHC	96→06	CAM414				FOL84 (x10)	

cc			kW/PS									
T1 (601)												
2.3	M 102.942/M 102.946	4 95.50	70/95	SOHC	77→96	CAM633 →12/84 CAM377 01/85→	CKS9377 01/85→			FOL82 (x8)		
2.3	M 102.945	4 95.50	77/105	SOHC	89→96	CAM377	CKS9377			FOL82 (x8)		
2.3 Diesel	OM 601.940	4 89.00	58-60/ 79-82	SOHC	88→96	CAM627				FOL84 (x8)		
2.9 Diesel	OM 602.940	5 89.00	70-72/ 9598		88→96	CAM414				FOL84 (x10)		
T1 (602)												
2.3 Diesel	OM 601.940	4 89.00	58-60/ 79-82	SOHC	88→96	CAM627				FOL84 (x8)		
2.9 Diesel	OM 602.940	5 89.00	70-72/ 9598		89→96	CAM414				FOL84 (x10)		
T1/TN												
2298	M 102.942	4 95.50	70/95	SOHC	82→95	CAM633 →12/84 CAM377 01/85→	CKS9377 01/85→			FOL82 (x8)		
2298	M 102.945	4 95.50	77/105	SOHC	82→95	CAM377	CKS9377			FOL82 (x8)		
2299 Diesel	OM 601.940	4 89.00	58-60/ 79-82	SOHC	88→95	CAM627				FOL84 (x8)		
2874 Diesel	OM 602.940	5 89.00	70-72/ 9598		88→95	CAM414				FOL84 (x10)		
T2/LN1												
2299	M 102.946	4 95.50	70/95	SOHC	86→94	CAM633 →12/84 CAM377 01/85→	CKS9377 01/85→			FOL82 (x8)		
2299 Diesel	OM 601.941	4 89.00	58-60/ 79-82		89→94	CAM627				FOL84 (x8)		
Unimog												
2874 Diesel	OM 602.941 OM 602.948	5 89.00	65-70/ 88-95 71/96	SOHC SOHC	92→	CAM414				FOL84 (x10)		
V-Class												
2.0	M 111.948	4 89.90	95/129	DOHC	97→03	CAM693 CAM694				FOL147 (x8)		
2.3 Diesel	OM 601A.970	4 89.00	72/98		96→03	CAM627				FOL84 (x8)		
2.8	M 104.900	6 89.90	128/174	SOHC	97→03					FOL92 (x12)		
Vito												
2.0	M 111.948	4 89.90	95/129	DOHC	96→03	CAM693 CAM694				FOL147 (x8)		
2.3 Diesel	OM 601.942 OM 601A.970	4 89.00	58/79 72/98	SOHC	96→03	CAM627				FOL84 (x8)		

cc			kW/PS							
		Ø			12		KIT			

Mini

1.6 Diesel	9HZ (DV6TED4)	4	80/109	DOHC	07→	CAM746 I		FOL184 (x16)		
		75.00				CAM747 E				

Mini Clubman

1.6 Diesel	9HZ (DV6TED4)	4	80/109	DOHC	07→	CAM746 I		FOL184 (x16)		
		75.00				CAM747 E				

cc			kW/PS								
Canter											
2.5 Diesel	4 D 56	4 91.10	51-54/ 69-73	SOHC	92→03	CAM389					
Galant II											
2.3 Diesel	4 D 55 T	4 91.10	49/67	SOHC	80→84	CAM389					
L200											
2.5 Diesel	4 D 56	4 91.10	51-54/ 69-73	SOHC	86→	CAM389					
	4D56		51-85/ 69-116	SOHC							
2.5 Diesel	4 D 56 T	4 91.10	63/85	SOHC	90→	CAM390					
2.5 Diesel	4 D 56 TD	4 91.10	73/99	SOHC	96→	CAM734					
L300											
2.5 Diesel	4 D 56	4 91.10	51-54/ 69-73	SOHC	86→	CAM389					
2.5 Diesel	4 D 56 T	4 91.10	63/85	SOHC	87→	CAM390					
L400											
2.5 Diesel	4 D 56 T	4 91.10	63/85	SOHC	96→	CAM390					
Pajero											
2.5 Diesel	4 D 56 T	4 91.10	63/85	SOHC	86→	CAM390					
Pajero I											
2.3 Diesel	4 D 55 T	4 91.10	49/67	SOHC	82→86	CAM389					
2.5 Diesel	4 D 56 T	4 91.10	63/85	SOHC	86→91	CAM390					
Pajero II											
2.5 Diesel	4 D 56 TD	4 91.10	73/99	SOHC	90→00	CAM734					
Shogun III											
2.5 Diesel	4 D 56 T	4 91.10	63/85	SOHC	00→	CAM390					
Space Gear											
2.5 Diesel	4 D 56 T	4 91.10	63/85	SOHC	95→00	CAM390					
2.5 Diesel	4 D 56 TD	4 91.10	73/99	SOHC	95→00	CAM734					
Triton											
2.5 Diesel	4 D 56	4 91.10	51-54/ 69-73	SOHC	86→96	CAM389					
2.5 Diesel	4 D 56 T	4 91.10	63/85	SOHC	90→96	CAM390					

cc										
Almera II										
1.5 Diesel	K9K 722	4 76.00	60/82	SOHC	03→	CAM736			FOL103 (x16)	
Interstar										
1.9 Diesel	F9Q 772	4 80.00	60/82	SOHC	02→	CAM706				
Kubistar										
1.5 Diesel	K9K 722	4 76.00	60/82	SOHC	03→	CAM736			FOL103 (x16)	
1.6	K4M 752	4 79.50	70/95	DOHC	03→	CAM727 II CAM728 IE			FOL103 (x16)	
Micra										
1.5 Diesel	K9K 722	4 76.00	60/82	SOHC	03→	CAM736			FOL103 (x16)	
1.5 Diesel	TD15 (TUD5)	4 77.00	42/57		98→03	CAM461			FOL126 (x8)	Mechanical
Primastar										
1.9 Diesel	F9Q 760	4 80.00	74/101	SOHC	01→	CAM706				
	F9Q 762		60/82	SOHC						

cc			kW/PS											
Agila														
1.0	Z 10 XE	3	43/58	DOHC	00→	CAM809		FOL183 (x12)	FOL102 (x12)					
	Z 10 XEP	3	44/60	DOHC										
		72.50												
		73.40												
1.2	Z 12 XE	4	55/75	DOHC	00→	CAM907		FOL183 (x16)	FOL102 (x16)					
	Z 12 XEP	4	59/80	DOHC										
		72.50												
		73.40												
Antara														
2.4	Z 24 XED	4	104/141	DOHC	06→	CAM462 CAM463			FOL107 (x8)					
		87.50												
Arena														
1.9 Diesel	F8Q 600/F8Q 606	4	44/60	SOHC	98→01	CAM664			FOL180 (x8)					
		80.00												
2.5 Diesel	S8U 758	4	55-58/ 75-79	SOHC	98→01	CAM718								
	S8U 780/S8U 782	4	55/75	SOHC										
		93.00												
Ascona A														
1.6	16 S	4	55/75	CIH	70→75				FOL3 (x8)				Mechanical	
	16 S	85.00	59/80	CIH										
Ascona B														
1.3	13 N	4	39-44/ 53-60	SOHC	79→81	CAM366		FOL40 (x8)	FOL38 (x8) TTP1 (x8)					
	13 S	4	42-55/ 57-75	SOHC	79→81	CAM316	CKS2316 CKS3316 CKS4316	FOL40 (x8)	FOL38 (x8) TTP1 (x8)					
		75.00												
1.6	16 S	4	55/75	CIH	75→81				FOL3 (x8)				Mechanical	
		85.00												
2.0	20 E	4	81/110	CIH	77→81	CAM326			FOL5 (x8)					
	20 N	4	56-66/ 76-90	CIH										
	20 S	95.00	74/100	CIH										
Ascona C														
1.3	13 N	4	39-44/ 53-60	SOHC	81→86	CAM366		FOL40 (x8)	FOL38 (x8) TTP1 (x8)					
	13 S	4	42-55/ 57-75	SOHC	81→88	CAM316	CKS2316 CKS3316 CKS4316	FOL40 (x8)	FOL38 (x8) TTP1 (x8)					
		75.00												
1.6 Diesel	16 D	4	40/54	SOHC	82→88	CAM341	CKS2341 CKS4341	FOL40 (x8)	FOL38 (x8) TTP1 (x8)					
		80.00												
1.6 Diesel	16 DA	4	40/54	SOHC	82→88	CAM341 Eng: →14498630 CAM364 Eng: 14498631→	CKS2341 Eng: →14498630 CKS4341 Eng: →14498630 CKS2364 Eng: 14498631→ CKS3364 Eng: 14498631→ CKS4364 Eng: 14498631→	FOL40 (x8)	FOL38 (x8) TTP1 (x8)					
		80.00												
1.6	16 N	4	55/75	SOHC	81→88	CAM317	CKS2317 CKS3317 CKS4317	FOL40 (x8)	FOL38 (x8) TTP1 (x8)					
	16 SH	4	66/89	SOHC										
		80.00												

cc											
----	--	--	--	--	--	--	--	--	--	--	--

... Ascona C

1.6	16 SV C 16 NZ/E 16 NZ C 16 LZ	4 79.00	60/82 55/75 55-/75- 80	SOHC SOHC SOHC/ OHC	86→88	CAM359	CKS2359 CKS3359 CKS4359	FOL40 (x8)	FOL38 (x8) TTP1 (x8)
1.8	18 E	4 84.80	82-85/ 112-115	SOHC	82→86			FOL40 (x8)	FOL38 (x8) TTP1 (x8)
1.8	E 18 NV	4 84.80	62/84	SOHC	87→88	CAM402		FOL40 (x8)	FOL38 (x8) TTP1 (x8)
2.0	20 E	4 95.00	81/110	CIH	81→83	CAM326			FOL5 (x8)
2.0	20 NE/C 20 NE	4 86.00	85/115	SOHC	86→88	CAM361	CKS2361 CKS4361	FOL40 (x8)	FOL38 (x8) TTP1 (x8)
2.0	20 SEH	4 86.00	95/129	SOHC	87→88	CAM429		FOL40 (x8)	FOL38 (x8) TTP1 (x8)

Astra F

1.2	X 12 XE	4 72.50	48/65	DOHC	98→00			FOL183 (x16)	FOL102 (x16)
1.4	14 NV	4 77.60	53-55/ 72-75	SOHC	91→93	CAM365	CKS2365 CKS3365 CKS4365	FOL40 (x8)	FOL38 (x8) TTP1 (x8)
1.4	C 14 NZ	4 77.60	44/60	SOHC	91→98	CAM369	CKS2369 CKS4369	FOL40 (x8)	FOL38 (x8) TTP1 (x8)
1.4	C 14 SE	4 77.60	60/82	SOHC	92→01	CAM451	CKS2451	FOL40 (x8)	FOL38 (x8) TTP1 (x8)
1.4	X 14 XE	4 77.60	66/89	DOHC	96→01	CAM456 CAM457			FOL107 (x16)
1.4	Z 14 XEP	4 73.40	66/89	DOHC	03→05	CAM907		FOL183 (x16)	FOL102 (x16)
1.6	C 16 NZ	4 79.00	55/75	SOHC	91→98	CAM359	CKS2359 CKS3359 CKS4359	FOL40 (x8)	FOL38 (x8) TTP1 (x8)
1.6	C 16 SE X 16 SZ	4 79.00	74/100 52/71	SOHC SOHC	92→96			FOL40 (x8)	FOL38 (x8) TTP1 (x8)
1.6	X 16 SZR	4 79.00	55/75	SOHC	91→05	CAM735		FOL40 (x8)	FOL38 (x8) TTP1 (x8)
1.6	X 16 XEL	4 79.00	74/78/ 100/106	DOHC	94→05	CAM456 CAM457			FOL107 (x16)
1.7 Diesel	17 D 17 DR X 17 DTL	4 82.50	42/57 42-44/ 57-60 50/68	SOHC SOHC SOHC	91→00	CAM364	CKS2364 CKS3364 CKS4364	FOL40 (x8)	FOL38 (x8) TTP1 (x8)
1.7 Diesel	17 DT (TC4EE1)/X 17 DT (TC4EE1)	4 79.00	60/81	SOHC	91→98	CAM452			
1.8	18 SE	4 84.80	82-85/ 112-116	SOHC	91→93			FOL40 (x8)	FOL38 (x8) TTP1 (x8)
1.8	C 18 NZ	4 84.80	66/90	SOHC	91→98	CAM361	CKS2361 CKS4361	FOL40 (x8)	FOL38 (x8) TTP1 (x8)
1.8	C 18 XE C 18 XEL	4 81.60	92/125 85/115	DOHC DOHC	93→01	CAM462 CAM463			FOL107 (x16)
2.0	C 20 NE	4 86.00	85/115	SOHC	91→98	CAM361	CKS2361 CKS4361	FOL40 (x8)	FOL38 (x8) TTP1 (x8)

cc			kW/PS							
----	--	--	-------	--	--	--	--	--	--	--

... Astra F											
2.0 Diesel	X 20 DTH	4	74/100	SOHC	98→00	CAM650				FOL107 (x16)	
	X 20 DTL	84.00	60/81	SOHC							
2.0	X 20 XEV	4	100/136	DOHC	95→00	CAM462 ■ CAM463 ■				FOL107 (x16)	

Astra F Van											
1.4	C 14 NZ	4	44/60	SOHC	91→99	CAM369	CKS2369 CKS4369	FOL40 (x8)	FOL38 (x8) TTP1 (x8)		
1.6	C 16 NZ	4	55/75	SOHC	91→93	CAM359	CKS2359 CKS3359 CKS4359	FOL40 (x8)	FOL38 (x8) TTP1 (x8)		
1.6	X 16 SZ	4	52/71	SOHC	93→96			FOL40 (x8)	FOL38 (x8) TTP1 (x8)		
1.7 Diesel	17 D	4	42/57	SOHC	91→99	CAM364	CKS2364 CKS3364 CKS4364	FOL40 (x8)	FOL38 (x8) TTP1 (x8)		
	17 DR	82.50	42-44/ 57-60	SOHC							
	X 17 DTL		50/68	SOHC							

Astra G											
1.0	Z 10 XEP	3	44/60	DOHC	03→04	CAM809 ■		FOL183 (x12)	FOL102 (x12)		
1.2	X 12 XE	4	48/65	DOHC	98→00			FOL183 (x16)	FOL102 (x16)		
1.2	Z 12 XE	4	55/75	DOHC	00→05	CAM907 ■		FOL183 (x16)	FOL102 (x16)		
1.4	X 14 XE/Z 14 XE	4	66/89	DOHC	98→05	CAM456 ■ CAM457 ■			FOL107 (x16)		
1.4	Z 14 XEP	4	66/89	DOHC	03→05	CAM907 ■		FOL183 (x16)	FOL102 (x16)		
1.6	X 16 SZR	4	55/75	SOHC	98→05	CAM735		FOL40 (x8)	FOL38 (x8) TTP1 (x8)		
	Z 16 SE	79.00	62/84	SOHC							
1.6	X 16 XEL	4	74/78/ 100/106	DOHC	98→05	CAM456 ■ CAM457 ■			FOL107 (x16)		
	Z 16 XE	79.00	74/100	DOHC							
1.7 Diesel	X 17 DTL	4	50/68	SOHC	98→05	CAM364	CKS2364 CKS3364 CKS4364	FOL40 (x8)	FOL38 (x8) TTP1 (x8)		
1.7 Diesel	Y 17 DT	4	55/75	DOHC	00→05	CAM724 ■ CAM725 ■			FOL178 (x16)		
	Z 17 DTL	79.00	59/80	DOHC							
2.0 Diesel	X 20 DTH	4	74/100	SOHC	98→05	CAM650			FOL107 (x16)		
	X 20 DTL	84.00	60/81	SOHC							
	Y 20 DTH		74/100	SOHC							
	Y 20 DTL		60/81	SOHC							
2.0	X 20 XEV	4	100/136	DOHC	98→05	CAM462 ■ CAM463 ■			FOL107 (x16)		
2.2 Diesel	Y 22 DTR	4	92/125	SOHC	02→05	CAM650			FOL107 (x16)		

Astra H											
1.2	X 12 XE	4	48/65	DOHC	06→			FOL183 (x16)	FOL102 (x16)		
1.2	Z 12 XEP	4	59/80	DOHC	05→	CAM907 ■		FOL183 (x16)	FOL102 (x16)		
1.4	Z 14 XEL	4	59/80	DOHC	04→04			FOL183 (x16)			
		77.00									
1.4	Z 14 XEP	4	66/89	DOHC	04→	CAM907 ■		FOL183 (x16)	FOL102 (x16)		
		73.40									

cc										
		Ø	KW/PS				KIT			
... Astra H										
1.6	Z 16 LET	4	132/180	DOHC	07→	CAM456				FOL107 <small>(x16)</small>
		79.00								
1.7 Diesel	Z 17 DTH	4	74/100	DOHC	04→	CAM724				FOL178 <small>(x16)</small>
		79.00				CAM725				
	Z 17 DTL		59/80	DOHC						
Astra J										
1.4	A 14 NET	4	103-/140-	DOHC	09→				FOL183 <small>(x16)</small>	FOL102 <small>(x16)</small>
		72.5								
	A 14 XEL		64-/87-	DOHC						
		73.4								
	A 14 XER		74-/101-	DOHC						
Astravan										
1.4	Z 14 XEP	4	66/89	DOHC	05→	CAM907			FOL183 <small>(x16)</small>	FOL102 <small>(x16)</small>
		73.40								
Calibra										
2.0	C 20 NE	4	85/115	SOHC	90→97	CAM361	CKS2361	FOL40 <small>(x8)</small>	FOL38 <small>(x8)</small>	
		86.00					CKS4361		TTP1 <small>(x8)</small>	
2.0	X 20 XEV	4	100/136	DOHC	94→97	CAM462			FOL107 <small>(x16)</small>	
		86.00				CAM463				
Combo										
1.2	C 12 NZ	4	33/45	SOHC	94→01	CAM453	CKS2453	FOL40 <small>(x8)</small>	FOL38 <small>(x8)</small>	
		72.00							TTP1 <small>(x8)</small>	
1.2	X 12 SZ	4	33/45	SOHC	94→01			FOL40 <small>(x8)</small>	FOL38 <small>(x8)</small>	
		72.00							TTP1 <small>(x8)</small>	
1.4	C 14 NZ	4	44/60	SOHC	94→01	CAM369	CKS2369	FOL40 <small>(x8)</small>	FOL38 <small>(x8)</small>	
		77.60					CKS4369		TTP1 <small>(x8)</small>	
1.4	C 14 SE	4	60/82	SOHC	94→01	CAM451	CKS2451	FOL40 <small>(x8)</small>	FOL38 <small>(x8)</small>	
		77.60							TTP1 <small>(x8)</small>	
1.4	X 14 XE	4	66/89	DOHC	99→01	CAM456			FOL107 <small>(x16)</small>	
		77.60				CAM457				
1.4	Z 14 XEP	4	66/89	DOHC	04→	CAM907		FOL183 <small>(x16)</small>	FOL102 <small>(x16)</small>	
		73.40								
1.6	Z 16 SE	4	62/84	SOHC	01→	CAM735		FOL40 <small>(x8)</small>	FOL38 <small>(x8)</small>	
		79.00							TTP1 <small>(x8)</small>	
1.7 Diesel	17 D (4EE1)/X 17 D (4EE1)	4	44/60	SOHC	94→01	CAM452				
		79.00								
1.7 Diesel	Y 17 DT	4	55/75	DOHC	01→	CAM724			FOL178 <small>(x16)</small>	
		79.00				CAM725				
	Y 17 DTL		48/65	DOHC						
	Z 17 DTH		74/100	DOHC						
Corsa A										
1.2	12 NV	4	38-/52-		82→93	CAM559	CKS2559	FOL40 <small>(x8)</small>	FOL38 <small>(x8)</small>	
		77.8					CKS4559		TTP1 <small>(x8)</small>	
	12 ST		40-43/	SOHC						
		77.80	55-58							
1.2	C 12 NZ	4	33/45	SOHC	89→93	CAM453	CKS2453	FOL40 <small>(x8)</small>	FOL38 <small>(x8)</small>	
		72.00							TTP1 <small>(x8)</small>	
1.3	13 NB	4	44/60	SOHC	82→89	CAM366		FOL40 <small>(x8)</small>	FOL38 <small>(x8)</small>	
		75.00							TTP1 <small>(x8)</small>	
	13 SB		51/70	SOHC						
1.3	13 S	4	42-55/	SOHC	82→93	CAM316	CKS2316	FOL40 <small>(x8)</small>	FOL38 <small>(x8)</small>	
		75.00	57-75				CKS3316		TTP1 <small>(x8)</small>	
							CKS4316			
1.4	14 NV	4	53-55/	SOHC	89→93	CAM365	CKS2365	FOL40 <small>(x8)</small>	FOL38 <small>(x8)</small>	
		77.60	72-75				CKS3365		TTP1 <small>(x8)</small>	
							CKS4365			

cc			kW/PS											
... Corsa A														
1.4	C 14 NZ	4	44/60	SOHC	89→93	CAM369	CKS2369 CKS4369	FOL40 (x8)	FOL38 (x8) TTP1 (x8)					
1.4	C 14 SE	4	60/82	SOHC	91→93	CAM451	CKS2451	FOL40 (x8)	FOL38 (x8) TTP1 (x8)					
1.5 Diesel	15 D (4EC1) 15 DT (T4EC1)	4	37/50 49-53/ 67-72	SOHC SOHC	87→93	CAM452								
1.6	C 16 NZ	4	55/75	SOHC	88→92	CAM359	CKS2359 CKS3359 CKS4359	FOL40 (x8)	FOL38 (x8) TTP1 (x8)					
1.6	C 16 SE	4	74/100	SOHC	92→93			FOL40 (x8)	FOL38 (x8) TTP1 (x8)					
1.6	E 16 SE	4	74/100	SOHC	88→92	CAM368	CKS3368	FOL40	FOL38 TTP1					
Corsa B														
1.0	X 10 XE	3	40/54	DOHC	96→00	CAM809		FOL183 (x12)	FOL102 (x12)					
1.2	12 NZ	4	33/45	SOHC	93→00	CAM453	CKS2453	FOL40 (x8)	FOL38 (x8)					
1.2	C 12 NZ	4	33/45	SOHC	93→00	CAM453	CKS2453	FOL40 (x8)	FOL38 (x8) TTP1 (x8)					
1.2	X 12 SZ	4	33/45	SOHC	93→00			FOL40 (x8)	FOL38 (x8) TTP1 (x8)					
1.2	X 12 XE	4	48/65	DOHC	98→00			FOL183 (x16)	FOL102 (x16)					
1.4	C 14 NZ	4	44/60	SOHC	93→00	CAM369	CKS2369 CKS4369	FOL40 (x8)	FOL38 (x8) TTP1 (x8)					
1.4	C 14 SE	4	60/82	SOHC	93→00	CAM451	CKS2451	FOL40 (x8)	FOL38 (x8) TTP1 (x8)					
1.4	C 14 SEL	4	63/86	DOHC	97→00	CAM456			FOL107 (x16)					
1.4	X 14 XE	4	66/89	DOHC	94→00	CAM456 CAM457			FOL107 (x16)					
1.5 Diesel	15 D (4EC1) 15 DT (T4EC1)	4	37/50 49-53/ 67-72	SOHC SOHC	93→00	CAM452								
1.6	C 16 SEL	4	78/106	DOHC	97→00	CAM456			FOL107 (x16)					
1.6	C 16 XE	4	80/109	DOHC	93→00	CAM456 CAM457			FOL107 (x16)					
1.6	X 16 XE	4	78/106	DOHC										
1.7 Diesel	17 D (4EE1)/X 17 D (4EE1)	4	44/60	SOHC	96→00	CAM452								
Corsa B Box														
1.7 Diesel	Y 17 DT	4	55/75	DOHC	01→	CAM724 CAM725			FOL178 (x16)					
Corsa C														
1.0	Z 10 XE	3	43/58	DOHC	00→	CAM809		FOL183 (x12)	FOL102 (x12)					
	Z 10 XEP		44/60	DOHC										
1.2	Z 12 XE	4	55/75	DOHC	00→	CAM907		FOL183 (x16)	FOL102 (x16)					
	Z 12 XEP		59/80	DOHC										
1.4	Z 14 XE	4	66/89	DOHC	00→	CAM456 CAM457			FOL107 (x16)					

cc										
		Ø	KW/PS				KIT			
... Corsa C										
1.4	Z 14 XEP	4	66/89	DOHC	03→	CAM907		FOL183 (x16)	FOL102 (x16)	
		73.40								
1.7 Diesel	Y 17 DT	4	55/75	DOHC	00→	CAM724			FOL178 (x16)	
	Y 17 DTL	79.00	48/65	DOHC		CAM725				
	Z 17 DTH		74/100	DOHC						
Corsa Classic										
1.4	C 14 NZ	4	44/60	SOHC	94→02	CAM369	CKS2369	FOL40 (x8)	FOL38 (x8)	
		77.60					CKS4369		TTP1 (x8)	
Corsa D										
1.0	Z 10 XEP	3	44/60	DOHC	06→	CAM809		FOL183 (x12)	FOL102 (x12)	
		73.40								
1.2	Z 12 XEP	4	59/80	DOHC	06→	CAM907		FOL183 (x16)	FOL102 (x16)	
		73.40								
1.4	A 14 XEL	4	64-/87-	DOHC	09→			FOL183 (x16)	FOL102 (x16)	
	A 14 XER	73.4	74-/101-	DOHC						
1.4	Z 14 XEP	4	66/89	DOHC	06→	CAM907		FOL183 (x16)	FOL102 (x16)	
		73.40								
Frontera A										
2.0	C 20 NE	4	85/115	SOHC	92→98	CAM361	CKS2361	FOL40 (x8)	FOL38 (x8)	
		86.00					CKS4361		TTP1 (x8)	
2.2	X 22 XE	4	100/136	DOHC	95→98	CAM462			FOL107 (x16)	
		86.00				CAM463				
Frontera B										
2.2 Diesel	X 22 DTH	4	85/115	SOHC	98→	CAM650			FOL107 (x16)	
	Y 22 DTH	84.00	85/88/	SOHC						
			92/115/							
			120/125							
2.2	Y 22 SE	4	100/136	DOHC	98→	CAM462			FOL107 (x16)	
		86.00				CAM463				
Kadett C										
1.6	16 S	4	55/75	CIH	77→79				FOL3 (x8)	Mechanical
		85.00								
2.0	20 E	4	81/110	CIH	77→79	CAM326			FOL5 (x8)	
		95.00								
Kadett D										
1.2	12 ST	4	40-43/	SOHC	82→84	CAM559	CKS2559	FOL40 (x8)	FOL38 (x8)	
		77.80					CKS4559		TTP1 (x8)	
1.3	13 N	4	39-44/	SOHC	79→84	CAM366		FOL40 (x8)	FOL38 (x8)	
		75.00	53-60						TTP1 (x8)	
1.3	13 S	4	42-55/	SOHC	79→84	CAM316	CKS2316	FOL40 (x8)	FOL38 (x8)	
		75.00	57-75				CKS3316		TTP1 (x8)	
							CKS4316			
1.6 Diesel	16 D	4	40/54	SOHC	82→84	CAM341	CKS2341	FOL40 (x8)	FOL38 (x8)	
		80.00					CKS4341		TTP1 (x8)	
1.6	16 SH	4	66/89	SOHC	81→84	CAM317	CKS2317	FOL40 (x8)	FOL38 (x8)	
		80.00					CKS3317		TTP1 (x8)	
							CKS4317			
1.8	18 E	4	82-85/	SOHC	83→84			FOL40 (x8)	FOL38 (x8)	
		84.80	112-115						TTP1 (x8)	

cc			kW/PS								
Kadett E											
1.3	13 N	4 75.00	39-44/ 53-60	SOHC	84→91	CAM366			FOL40 (x8)	FOL38 (x8) TTP1 (x8)	
	13 NB		44/60	SOHC							
1.3	13 S	4 75.00	42-55/ 57-75	SOHC	84→93	CAM316	CKS2316 CKS3316 CKS4316		FOL40 (x8)	FOL38 (x8) TTP1 (x8)	
1.4	14 NV	4 77.60	53-55/ 72-75	SOHC	89→93	CAM365	CKS2365 CKS3365 CKS4365		FOL40 (x8)	FOL38 (x8) TTP1 (x8)	
1.4	C 14 NZ	4 77.60	44/60	SOHC	90→94	CAM369	CKS2369 CKS4369		FOL40 (x8)	FOL38 (x8) TTP1 (x8)	
1.4	C 14 SE	4 77.60	60/82	SOHC	89→91	CAM451	CKS2451		FOL40 (x8)	FOL38 (x8) TTP1 (x8)	
1.5 Diesel	15 DT (T4EC1)	4 76.00	49-53/ 67-72	SOHC	88→91	CAM452					
1.6 Diesel	16 D	4 80.00	40/54	SOHC	84→89	CAM341	CKS2341 CKS4341		FOL40 (x8)	FOL38 (x8) TTP1 (x8)	
1.6 Diesel	16 DA	4 80.00	40/54	SOHC	84→89	CAM341 Eng: →14498630 CAM364 Eng: 14498631→	CKS2341 Eng: →14498630 CKS4341 Eng: →14498630 CKS2364 Eng: 14498631→ CKS3364 Eng: 14498631→ CKS4364 Eng: 14498631→		FOL40 (x8)	FOL38 (x8) TTP1 (x8)	
1.6	16 SH	4 80.00	66/89	SOHC	84→86	CAM317	CKS2317 CKS3317 CKS4317		FOL40 (x8)	FOL38 (x8) TTP1 (x8)	
1.6	16 SV	4 79.00	60/82	SOHC	86→94	CAM359	CKS2359 CKS3359 CKS4359		FOL40 (x8)	FOL38 (x8) TTP1 (x8)	
	C 16 NZ/E 16 NZ C 16 LZ		55/75 55-/75-	SOHC SOHC/ DHC							
1.7 Diesel	17 D	4 82.50	42/57	SOHC	88→94	CAM364	CKS2364 CKS3364 CKS4364		FOL40 (x8)	FOL38 (x8) TTP1 (x8)	
	17 DR		42-44/ 57-60	SOHC							
1.8	18 E	4 84.80	82-85/ 112-115	SOHC	84→90				FOL40 (x8)	FOL38 (x8) TTP1 (x8)	
1.8	C 18 NZ	4 84.80	66/90	SOHC	85→91	CAM361	CKS2361 CKS4361		FOL40 (x8)	FOL38 (x8) TTP1 (x8)	
1.8	E 18 NV	4 84.80	62/84	SOHC	87→91	CAM402			FOL40 (x8)	FOL38 (x8) TTP1 (x8)	
2.0	20 NE/C 20 NE	4 86.00	85/115	SOHC	86→93	CAM361	CKS2361 CKS4361		FOL40 (x8)	FOL38 (x8) TTP1 (x8)	
2.0	20 SEH	4 86.00	95/129	SOHC	86→91	CAM429			FOL40 (x8)	FOL38 (x8) TTP1 (x8)	
Manta A											
1.6	16 S	4 85.00	55/75	CIH	70→75					FOL3 (x8)	Mechanical
	16 S		59/80	CIH							

cc												
Manta B												
1.3	13 N	4 75.00	39-44/ 53-60	SOHC	79→80	CAM366			FOL40 (x8)	FOL38 (x8) TTP1 (x8)		
1.3	13 S	4 75.00	42-55/ 57-75	SOHC	79→86	CAM316	CKS2316 CKS3316 CKS4316		FOL40 (x8)	FOL38 (x8) TTP1 (x8)		
1.6	16 S	4 85.00	55/75	CIH	75→81					FOL3 (x8)	Mechanical	
1.8	18 S	4 84.80	65-66/	SOHC	82→87	CAM367	CKS2367 CKS4367		FOL40 (x8)	FOL38 (x8) TTP1 (x8)		
2.0	20 E	4 95.00	81/110	CIH	77→88	CAM326				FOL5 (x8)		
	20 N		56-66/ 76-90	CIH								
	20 S		74/100	CIH								
Meriva												
1.4	A 14 NEL	4 72.5	88-120-	DOHC	10→				FOL183 (x16)	FOL102 (x16)		
	A 14 NET		103-140-	DOHC								
	A 14 XER	73.4	74-101-	DOHC								
1.4	Z 14 XEP	4 73.40	66/89	DOHC	04→	CAM907			FOL183 (x16)	FOL102 (x16)		
1.6	Z 16 LET	4 79.00	132/180	DOHC	05→	CAM456				FOL107 (x16)		
1.6	Z 16 SE	4 79.00	62/84	SOHC	03→	CAM735			FOL40 (x8)	FOL38 (x8) TTP1 (x8)		
1.6	Z 16 XE	4 79.00	74/100	DOHC	03→	CAM456 CAM457				FOL107 (x16)		
1.7 Diesel	Y 17 DT	4 79.00	55/75	DOHC	03→	CAM724 CAM725				FOL178 (x16)		
	Z 17 DTH		74/100	DOHC								
Movano												
1.9 Diesel	F9Q 770	4 80.00	59/80	SOHC	00→	CAM706						
	F9Q 774		60/81	SOHC								
2.5 Diesel	S8U 770	4 93.00	59/80		98→00	CAM718						
2.8 Diesel	S9W 702	4 94.40	84/114	SOHC	98→01	CAM681				FOL169 (x8)	Mechanical	
Omega A												
1.8	18 NV	4 84.80	60/82	SOHC	86→94	CAM402			FOL40 (x8)	FOL38 (x8) TTP1 (x8)		
	E 18 NVR	84.8	65-88-	SOHC/ OHC								
1.8	18 SEH	4 84.80	85/115	SOHC	86→94	CAM361	CKS2361 CKS4361		FOL40 (x8)	FOL38 (x8) TTP1 (x8)		
1.8	18 SV	4 84.80	66/90	SOHC	86→94				FOL40 (x8)	FOL38 (x8) TTP1		
2.0	20 SE	4 86.00	85-90/ 115-122	SOHC	86→94	CAM361	CKS2361 CKS4361		FOL40 (x8)	FOL38 (x8) TTP1 (x8)		
	C 20 NE		85/115	SOHC								

cc			kW/PS								
Omega B											
2.0	20 SE	4	85-90/115	115-122	SOHC	94→00	CAM361 CKS4361	CKS2361	FOL40 (x8) TTP1 (x8)	FOL38 (x8)	
2.0 Diesel	X 20 DTH	4	74/100		SOHC	97→00	CAM650		FOL107 (x16)		
2.0	X 20 XEV	4	100/136		DOHC	94→99	CAM462 CAM463		FOL107 (x16)		
2.2 Diesel	Y 22 DTH	4	85/88/ 92/115/ 120/125		SOHC	00→03	CAM650		FOL107 (x16)		
2.5 Diesel	25 DT	6	96/131		SOHC	94→03	CAM458		FOL129 (x12)		
	X 25 TD		96/130		SOHC						
	X 25 TD		96/131		SOHC						
Rekord D											
2.0	20 S	4	74/100		CIH	75→77	CAM326		FOL5 (x8)		
Rekord E											
1.8	18 N	4	55/75		SOHC	82→86	CAM367	CKS2367 CKS4367	FOL40 (x8)	FOL38 (x8) TTP1 (x8)	
	18 S		65-66/ 88-90		SOHC						
1.8	C 18 NV	4	74/100		SOHC	85→86			FOL40 (x8)	FOL38 (x8) TTP1 (x8)	
2.0	20 E	4	81/110		CIH	77→86	CAM326			FOL5 (x8)	
	20 N		56-66/ 76-90		CIH						
	20 S		74/100		CIH						
Signum											
2.0 Diesel	Y 20 DTH	4	74/100		SOHC	03→	CAM650			FOL107 (x16)	
2.2 Diesel	Y 22 DTR	4	92/125		SOHC	03→	CAM650			FOL107 (x16)	
Sintra											
2.2 Diesel	X 22 DTH	4	85/115		SOHC	97→99	CAM650			FOL107 (x16)	
2.2	X 22 XE	4	100/136		DOHC	96→99	CAM462 CAM463			FOL107 (x16)	
Tigra											
1.4	X 14 XE	4	66/89		DOHC	94→00	CAM456 CAM457			FOL107 (x16)	
1.6	C 16 SEL	4	78/106		DOHC	97→98	CAM456			FOL107 (x16)	
1.6	X 16 XE	4	78/106		DOHC	94→98	CAM456 CAM457			FOL107 (x16)	
Tigra Twin Top											
1.4	Z 14 XEP	4	66/89		DOHC	04→	CAM907		FOL183 (x16)	FOL102 (x16)	
Vectra A											
1.4	14 NV	4	53-55/ 72-75		SOHC	88→92	CAM365	CKS2365 CKS3365 CKS4365	FOL40 (x8)	FOL38 (x8) TTP1 (x8)	
1.6	16 SV	4	60/82		SOHC	88→95	CAM359	CKS2359 CKS3359 CKS4359	FOL40 (x8)	FOL38 (x8) TTP1 (x8)	
	C 16 NZ/E 16 NZ		55/75		SOHC						
1.6	X 16 SZ	4	52/71		SOHC	93→95			FOL40 (x8)	FOL38 (x8) TTP1 (x8)	

cc											
... Vectra A											
1.7 Diesel	17 D	4 82.50	42/57	SOHC	88→95	CAM364	CKS2364 CKS3364 CKS4364		FOL40 (x8)	FOL38 (x8) TTP1 (x8)	
	17 DR		42-44/ 57-60	SOHC							
1.7 Diesel	17 DT (TC4EE1)/X 17 DT (TC4EE1)	4 79.00	60/81	SOHC	90→95	CAM452					
1.8	18 SV	4 84.80	66/90	SOHC	88→90				FOL40 (x8)	FOL38 (x8) TTP1	
1.8	C 18 NZ	4 84.80	66/90	SOHC	90→95	CAM361	CKS2361 CKS4361		FOL40 (x8)	FOL38 (x8) TTP1 (x8)	
1.8	E 18 NVR	4 84.8	65-/88-	SOHC/DOHC	88→89	CAM402			FOL40 (x8)	FOL38 (x8) TTP1 (x8)	
2.0	20 NE/C 20 NE	4 86.00	85/115	SOHC	88→95	CAM361	CKS2361 CKS4361		FOL40 (x8)	FOL38 (x8) TTP1 (x8)	
2.0	20 SEH	4 86.00	95/129	SOHC	88→95	CAM429			FOL40 (x8)	FOL38 (x8) TTP1 (x8)	
2.0	X 20 XEV	4 86.00	100/136	DOHC	94→95	CAM462 ■ CAM463 ■				FOL107 (x16)	
Vectra B											
1.6	16 SV	4 79.00	60/82	SOHC	95→96	CAM359	CKS2359 CKS3359 CKS4359		FOL40 (x8)	FOL38 (x8) TTP1 (x8)	
1.6	X 16 SZR	4 79.00	55/75	SOHC	95→03	CAM735			FOL40 (x8)	FOL38 (x8) TTP1 (x8)	
1.6	X 16 XEL	4 79.00	74/78/1 00/106	DOHC	95→02	CAM456 ■ CAM457 ■				FOL107 (x16)	
	Y 16 XE/Z 16 XE		74/100	DOHC							
1.7 Diesel	X 17 DT (TC4EE1)	4 79.00	60/81	SOHC	95→98	CAM452					
2.0 Diesel	X 20 DTH	4 84.00	74/100	SOHC	96→03	CAM650				FOL107 (x16)	
	X 20 DTL		60/81	SOHC							
	Y 20 DTH		74/100	SOHC							
2.0	X 20 XEV	4 86.00	100/136	DOHC	95→00	CAM462 ■ CAM463 ■				FOL107 (x16)	
2.2 Diesel	Y 22 DTR	4 84.00	92/125	SOHC	00→03	CAM650				FOL107 (x16)	
Vectra C											
1.6	Z 16 XE	4 79.00	74/100	DOHC	04→	CAM456 ■ CAM457 ■				FOL107 (x16)	
2.0 Diesel	Y 20 DTH	4 84.00	74/100	SOHC	02→	CAM650				FOL107 (x16)	
2.2 Diesel	Y 22 DTR	4 84.00	92/125	SOHC	02→	CAM650				FOL107 (x16)	
Vivaro											
1.9 Diesel	F9Q 760	4 80.00	74/100	SOHC	01→	CAM706					
	F9Q 774		60/81	SOHC							
	F9Q762		59-60/ 80-82	SOHC							
Zafira											
1.6	X 16 XEL	4 79.00	74/78/ 100/106	DOHC	99→05	CAM456 ■ CAM457 ■				FOL107 (x16)	
	Z 16 XE		74/100	DOHC							
2.0 Diesel	X 20 DTL	4 84.00	60/81	SOHC	99→05	CAM650				FOL107 (x16)	
	Y 20 DTH		74/100	SOHC							
2.2 Diesel	Y 22 DTR	4 84.00	92/125	SOHC	02→05	CAM650				FOL107 (x16)	

cc			kW/PS											
104														
0.9	XV5	4 70.00	26/35	SOHC	73→83	CAM540	CKS7540	FOL2 (x8)						
1.0	XV8 (108C)	4 70.00	33/45	SOHC	83→88	CAM540	CKS7540	FOL2 (x8)						
1.1	XW3 (109)	4 72.00	33/44	SOHC	73→88	CAM540	CKS7540	FOL2 (x8)						
	XW3S		48/65	SOHC										
	XW3S (121)		49/67	SOHC										
	XW7 (109F)		37/50	SOHC										
1.2	XZ5 (129)	4 75.00	42/57	SOHC	79→83	CAM540	CKS7540	FOL2 (x8)						
106														
1.1	TU1M (HDY)	4 72.00	40/54	SOHC	91→	CAM733		FOL160 (x8)						
	TU1M (HDZ)		44/60	SOHC										
1.4	TU3JP (KFW)	4 75.00	55/75	SOHC	96→	CAM733 Euro 2 →07/98 CAM731 Euro 3 (D3); Euro 4 (D4) CAM732 Euro1 to Euro2 03/88→		FOL160 (x8)						
1.4	TU3JP (KFX)	4 75.00	55/75	SOHC	96→	CAM733 Euro 2 →07/98 CAM731 Euro 3 (D3); Euro 4 (D4) CAM732 Euro1 to Euro2 03/98→		FOL160 (x8)						
1.4 Diesel	TUD3	4 75.00	39/53	SOHC	92→96	CAM461			FOL126 (x8)					Mechanical
1.5 Diesel	TUD5 (VJX)	4 77.00	40/54	SOHC	94→	CAM461			FOL126 (x8)					Mechanical
	TUD5 (VJY)		42/57	SOHC										
205														
1.0	XV8 (108C)	4 70.00	33/45	SOHC	83→87	CAM540	CKS7540	FOL2 (x8)						
1.1	TU1M (HDZ)	4 72.00	44/60	SOHC	89→98	CAM733		FOL160 (x8)						
1.1	XW7 (109F)	4 72.00	37/50	SOHC	83→90	CAM540	CKS7540	FOL2 (x8)						
	XW7 (109N)		36/49	SOHC										
1.4	TU3A (K1D)	4 75.00	49/67	SOHC	87→94	CAM731 Euro 3 (D3)		FOL160 (x8)						

cc			KW/PS							
... 205										
1.4	TU3JP (KFX)	4 75.00	55/75	SOHC	88→98	CAM733 Euro 2 →07/98 CAM731 Euro 3 (D3); Euro 4 (D4) CAM732 Euro1 to Euro2 03/98→		FOL160 (x8)		
1.4	XY7 (150D)	4 75.00	44/60	SOHC	83→89	CAM540	CKS7540	FOL2 (x8)		
	XY8 (150B)		58-59/ 79-80	SOHC						
	XY8 (150H)		58/79	SOHC						
1.6	XU5 (B1AA)	4 83.00	55/75	SOHC	86→98	CAM378	CKS9378		FOL88 (x8)	Mechanical
	XU51C (B1A/B1C/B1E)		53-55/ 72-75	SOHC						
	XU5CP (BAZ)		54-55/ 74-75							
1.7 Diesel	XUD7 (161A)	4 80.00	44/60	SOHC	83→	CAM373	CKS2373		FOL73 (x8)	Camshaft driven vacuum pump. Mechanical
1.7 Diesel	XUD7TE (A8B)	4 80.00	57/78	SOHC	90→98	CAM444			FOL73 (x8)	Mechanical
1.8 Diesel	XUD7T	4 80.00	58/79	SOHC	90→97	CAM444			FOL73 (x8)	Mechanical
1.9	XU9JAZ (DKZ)	4 83.00	90/122	SOHC	87→97	CAM459			FOL88 (x8)	Mechanical
1.9 Diesel	XUD9 (DJZ)	4 83.00	47/64	SOHC	87→98	CAM373	CKS2373		FOL73 (x8)	Camshaft driven vacuum pump. Mechanical
206										
1.4 Diesel	DV4TD (8HX)	4 73.70	52/71	SOHC	01→	CAM726			FOL154 (x8)	
	DV4TD (8HZ)		50/68	SOHC						
1.4	KFV (TU3A)	4 75.00	54/73	SOHC	09→	CAM731 Euro 3 (D3)		FOL160 (x8)		
1.4	TU3JP (KFW)	4 75.00	55/75	SOHC	98→	CAM733 Euro 2 →07/98 CAM731 Euro 3 (D3); Euro 4 (D4) CAM732 Euro1 to Euro2 03/88→		FOL160 (x8)		
1.4	TU3JP (KFX)	4 75.00	55/75	SOHC	98→	CAM733 Euro 2 →07/98 CAM731 Euro 3 (D3); Euro 4 (D4) CAM732 Euro1 to Euro2 03/98→		FOL160 (x8)		
1.6 Diesel	DV6TED4 (9HY)/DV6TED4 (9HZ)	4 75.00	80/109	DOHC	04→	CAM746 CAM747		FOL184 (x16)	FOL152 (x16)	

cc			kW/PS								
... 206											
1.9 Diesel	DW8 (WJZ)	4 82.20	51/69	SOHC	98→01	CAM373	CKS2373		FOL73 (x8)		Camshaft driven vacuum pump. Mechanical
2.0 Diesel	DW10TD (RHY)	4 85.00	63/86	SOHC	99→	CAM679		FOL163 (x8)	FOL154 (x8)		
207											
1.4	KFV (TU3A)	4 75.00	54/73	SOHC	06→	CAM731 Euro 3 (D3)		FOL160 (x8)			
1.6 Diesel	DV6ATED4 (9HX) DV6TED4 (9HY)/DV6TED4 (9HZ)	4 75.00	66/92 80/109	DOHC DOHC	06→	CAM746 ■ CAM747 ■		FOL184 (x16)	FOL152 (x16)		
1.6	EP6DT	4 77.00			06→	CAM910 ■ CAM911 ■			FOL185 (x16)		
305											
1.6	XU5 (B1AA) XU5CP (BAZ)	4 83.00	55/75 54-55/ 74-75	SOHC	82→88	CAM378	CKS9378		FOL88 (x8)		Mechanical
1.9 Diesel	XUD9 (16Z) XUD9 (D9A)	4 83.00	47-48/ 64-65 47/64	SOHC SOHC	82→88	CAM373	CKS2373		FOL73 (x8)		Camshaft driven vacuum pump. Mechanical
306											
1.1	TU1M (HDZ)	4 72.00	44/60	SOHC	93→01	CAM733		FOL160 (x8)			
1.4	TU3JP (KFW)	4 75.00	55/75	SOHC	93→02	CAM733 Euro 2 →07/98 CAM731 Euro 3 (D3); Euro 4 (D4) CAM732 Euro1 to Euro2 03/88→		FOL160 (x8)			
1.4	TU3JP (KFX)	4 75.00	55/75	SOHC	93→02	CAM733 Euro 2 →07/98 CAM731 Euro 3 (D3); Euro 4 (D4) CAM732 Euro1 to Euro2 03/88→		FOL160 (x8)			
1.8 Diesel	XUD7 (A9A)	4 80.00	44/60		93→01	CAM373	CKS2373		FOL73 (x8)		Camshaft driven vacuum pump. Mechanical
1.9 Diesel	DW8 (WJZ)/DW8B (WJY) DHV (XUD9BSD) XUD9 (DJZ) XUD9A (DJY) XUD9TE (DHY)	4 82.20 83 83.00	51/69 55-/75- 47/64 51/69 66/89	SOHC SOHC/ OHC SOHC SOHC	93→02	CAM373	CKS2373		FOL73 (x8)		Camshaft driven vacuum pump. Mechanical
2.0 Diesel	DW10TD (RHY)	4 85.00	63/86	SOHC	99→02	CAM679		FOL163 (x8)	FOL154 (x8)		

cc										
307										
1.4 Diesel	DV4TD (8HX)	4 73.70	52/71	SOHC	01→	CAM726			FOL154 (x8)	
	DV4TD (8HZ)		50/68	SOHC						
1.4	TU 3 JP	4 75.00	55/75	SOHC	02→03	CAM733 Euro 2 →07/98 CAM731 Euro 3 (D3); Euro 4 (D4) CAM732 Euro1 to Euro2 03/98→		FOL160 (x8)		
1.4	TU3JP (KFW)	4 75.00	55/75	SOHC	00→	CAM733 Euro 2 →07/98 CAM731 Euro 3 (D3); Euro 4 (D4) CAM732 Euro1 to Euro2 03/88→		FOL160 (x8)		
1.6 Diesel	DV6ATED4 (9HX)	4 75.00	66/92	DOHC	04→	CAM746		FOL184 (x16)	FOL152 (x16)	
	DV6TED4 (9HY)/DV6TED4 (9HZ)		80/109	DOHC		CAM747				
2.0 Diesel	DW10ATED (RHS)	4 85.00	81/110	DOHC	00→	CAM679		FOL163 (x8)	FOL154 (x8)	
	DW10BTED4 (RHR)		100/136	DOHC						
	DW10TD (RHY)		63/86	SOHC						
308										
1.6 Diesel	9HV (DV6ATED4)	4 75.00	66-/90-		07→	CAM746		FOL184 (x16)	FOL152 (x16)	
	DV6TED4 (9HZ)		80/109	DOHC		CAM747				
1.6	EP6CDT	4 77	115-/156-	DOHC	07→	CAM910			FOL185 (x16)	
	EP6DT/EP6DTS	77.00				CAM911				
2.0 Diesel	DW10BTED4 (RHR)	4 85.00	100/136	DOHC	07→	CAM679		FOL163 (x8)	FOL154 (x8)	
309										
1.1	TU1M (HDZ)	4 72.00	44/60	SOHC	90→93	CAM733		FOL160 (x8)		
1.4	TU3A (K1D)	4 75.00	49/67	SOHC	89→93	CAM731 Euro 3 (D3)		FOL160 (x8)		
1.6	XU5 (B1AA)	4 83.00	55/75	SOHC	85→89	CAM378	CKS9378		FOL88 (x8)	Mechanical
	XU51C (B1A/B1C/B1E)		53-55/ 72-75	SOHC						
	XU5CP (BAZ)		54-55/ 74-75							
1.8 Diesel	XUD7 (161A)	4 80.00	44/60	SOHC	89→93	CAM373	CKS2373		FOL73 (x8)	Camshaft driven vacuum pump. Mechanical
1.8 Diesel	XUD7TE (A8B)	4 80.00	57/78	SOHC	89→93	CAM444			FOL73 (x8)	Mechanical
1.9	XU9JAZ (DKZ)	4 83.00	90/122	SOHC	88→93	CAM459			FOL88 (x8)	Mechanical

cc			kW/PS								
... 309											
1.9 Diesel	XUD9 (16Z)	4 83.00	47-48/ 64-65	SOHC	86→93	CAM373	CKS2373			FOL73 (x8)	Camshaft driven vacuum pump. Mechanical
	XUD9 (D9A)/XUD9 (DJZ)		47/64	SOHC							
405											
1.6	XU51C (B1A/B1C/B1E)	4 83.00	53-55/ 72-75	SOHC	87→92	CAM378	CKS9378			FOL88 (x8)	Mechanical
	XU5CP (BAZ)		54-55/ 74-75								
1.8 Diesel	XUD7TE (A8A)	4 80.00	66/90		87→92	CAM444				FOL73 (x8)	Mechanical
1.8 Diesel	XUD7TE (AJZ)	4 80.00	66/90	SOHC	88→92	CAM373	CKS2373			FOL73 (x8)	Camshaft driven vacuum pump. Mechanical
1.9	XU9JAZ (DKZ)	4 83.00	90/122	SOHC	87→92	CAM459				FOL88 (x8)	Mechanical
1.9 Diesel	XUD9 (DJZ)	4 83.00	47/64	SOHC	88→96	CAM373	CKS2373			FOL73 (x8)	Camshaft driven vacuum pump. Mechanical
	XUD9A (D9B)/XUD9A (DJY)		51/69	SOHC							
	XUD9TE (DHY)		66/89								
406											
1.9 Diesel	XUD9TE (DHY)	4 83.00	66/89		96→04	CAM373	CKS2373			FOL73 (x8)	Camshaft driven vacuum pump. Mechanical
2.0 Diesel	DW10ATED (RHS)	4 85.00	81/110	DOHC	98→04	CAM679		FOL163 (x8)	FOL154 (x8)		
	DW10ATED (RHZ)		80/109	SOHC							
	DW10TD (RHY)		63/86	SOHC							
2.1 Diesel	XUD11BTE (P8C)	4 85.00	81/110	SOHC	96→04	CAM674		FOL116 (x12)	FOL109 (x12) TTP3 (x12)		
407											
1.6 Diesel	DV6TED4 (9HY)	4 75.00	80/109	DOHC	04→	CAM746		FOL184 (x16)	FOL152 (x16)		
						CAM747					
2.0 Diesel	DW10BTED4 (RHR)	4 85.00	100/136	DOHC	04→	CAM679		FOL163 (x8)	FOL154 (x8)		
605											
2.1 Diesel	XUD11ATE (PHZ/P8A/P8B)	4 85.00	80/109	SOHC	89→99	CAM674		FOL116 (x12)	FOL109 (x12)		
2.1 Diesel	XUD11BTE (P8C)	4 85.00	81/110	SOHC	94→99	CAM674		FOL116 (x12)	FOL109 (x12) TTP3 (x12)		
2.5 Diesel	DK5ATE (THY)	4 92.00	95/129	SOHC	94→99	CAM676		FOL116 (x12)	FOL109 (x12) TTP3		
607											
2.0 Diesel	DW10ATED (RHS)	4 85.00	81/110	DOHC	00→	CAM679		FOL163 (x8)	FOL154 (x8)		
	DW10ATED (RHZ)		80/109	SOHC							
	DW10BTED4 (RHR)		100/136	DOHC							
806											
1.9 Diesel	XUD9TE (DHY)	4 83.00	66/89		97→02	CAM373	CKS2373			FOL73 (x8)	Camshaft driven vacuum pump. Mechanical
2.0 Diesel	DW10ATED (RHZ)	4 85.00	80/109	SOHC	99→02	CAM679		FOL163 (x8)	FOL154 (x8)		
2.0 Diesel	DW10ATED4 (RHW)	4 85.00	80/109	SOHC	99→02	CAM748			FOL115 (x16)		
						CAM749					
2.1 Diesel	XUD11BTE (P8C)	4 85.00	81/110	SOHC	96→99	CAM674		FOL116 (x12)	FOL109 (x12) TTP3 (x12)		

cc											
807											
2.0 Diesel	DW10ATED4 (RHM)	4 85.00	79/107	DOHC	02→	CAM748 CAM749					
2.0 Diesel	DW10ATED4 (RHT) DW10ATED4 (RHW) DW10UTED4 (RHK)	4 85.00	79/107 80/109 85-88/ 116-120	DOHC SOHC DOHC	02→	CAM748 CAM749				FOL115 (x16)	
2.0 Diesel	DW10BTED4 (RHR)	4 85.00	100/136	DOHC	06→	CAM679			FOL163 (x8)	FOL154 (x8)	
1007											
1.4 Diesel	DV4TD (8HX) DV4TD (8HZ)	4 73.70	52/71 50/68	SOHC SOHC	05→	CAM726				FOL154 (x8)	
1.4	TU3JP-L4	4 75.00	55/75	SOHC	05→	CAM733 Euro 2 →07/98 CAM731 Euro 3 (D3); Euro 4 (D4) CAM732 Euro1 to Euro2 03/98→			FOL160 (x8)		
1.6 Diesel	DV6TED4 (9HZ)	4 75.00	80/109	DOHC	07→	CAM746 CAM747			FOL184 (x16)	FOL152 (x16)	
3008											
1.6 Diesel	DV6TED4 (9HZ)	4 75.00	80/109	DOHC	09→	CAM746 CAM747			FOL184 (x16)	FOL152 (x16)	
5008											
1.6	EP6CDT	4 77	115-/156-	DOHC	09→	CAM910 CAM911				FOL185 (x16)	
Boxer											
1.9 Diesel	XUD9A (DJY) XUD9TE (DHY)	4 83.00	51/69 66/89	SOHC	94→02	CAM373	CKS2373			FOL73 (x8)	Camshaft driven vacuum pump. Mechanical
2.5 Diesel	DJ5 (T9A)	4 92.00	63/86	SOHC	94→02	CAM677			FOL116 (x8)	FOL109 (x8) TTP3 (x8)	
2.5 Diesel	DJ5T (T8A/THZ)	4 92.00	76/103		94→02	CAM676			FOL116 (x12)	FOL109 (x12) TTP3 (x8)	
2.5 Diesel	DJ5TED (THX)	4 92.00	79/107		97→02	CAM678				FOL118 (x8)	
2.8 Diesel	8140.43S	4 94.40	92/125	SOHC	00→	CAM681				FOL169 (x8)	Mechanical
Expert											
1.9 Diesel	DW8 (WJZ)/DW8B (WJY)	4 82.20	51/69	SOHC	98→	CAM373	CKS2373			FOL73 (x8)	Camshaft driven vacuum pump. Mechanical
2.0 Diesel	DW10ATED (RHZ) DW10BTED4 (RHR)	4 85.00	80/109 100/136	SOHC DOHC	00→	CAM679			FOL163 (x8)	FOL154 (x8)	
2.0 Diesel	DW10ATED4 (RHW) DW10UTED4 (RHK)	4 85.00	80/109 85-88/ 116-120	SOHC DOHC	00→	CAM748 CAM749				FOL115 (x16)	
J5											
1.9 Diesel	XUD9A (D9B)	4 83.00	51/69	SOHC	90→	CAM373	CKS2373			FOL73 (x8)	Camshaft driven vacuum pump. Mechanical

cc			kW/PS									
Partner												
1.1	TU1M (HDZ)	4 72.00	44/60	SOHC	96→	CAM733				FOL160 (x8)		
1.4	TU3JP (KFW)	4 75.00	55/75	SOHC	96→	CAM733 Euro 2 →07/98 CAM731 Euro 3 (D3); Euro 4 (D4) CAM732 Euro1 to Euro2 03/88→				FOL160 (x8)		
1.4	TU3JP (KFX)	4 75.00	55/75	SOHC	96→	CAM733 Euro 2 →07/98 CAM731 Euro 3 (D3); Euro 4 (D4) CAM732 Euro1 to Euro2 03/98→				FOL160 (x8)		
1.6 Diesel	DV6ATED4 (9HX)	4 75.00	66/92	DOHC	06→	CAM746 CAM747				FOL184 (x16)	FOL152 (x16)	
1.8 Diesel	XUD7 (A9A)	4 80.00	44/60		96→	CAM373	CKS2373			FOL73 (x8)		Camshaft driven vacuum pump. Mechanical
1.9 Diesel	DW8 (WJZ)/DW8B (WJY) XUD9A (DJY)	4 82.20 83.00	51/69 51/69	SOHC SOHC	96→	CAM373	CKS2373			FOL73 (x8)		Camshaft driven vacuum pump. Mechanical
2.0 Diesel	DW10TD (RHY)	4 85.00	63/86	SOHC	00→	CAM679				FOL163 (x8)	FOL154 (x8)	
RCZ												
1.6	EP6CDT	4 77	115-/156-	DOHC	10→	CAM910 CAM911				FOL185 (x16)		

cc			Ø		KW/PS						KIT			
Clio I														
1.8	F3P 754/F3P 755/F3P 758	4	82.70	70/95	SOHC	90→98							FOL180 (x8)	Hydraulic
1.9 Diesel	F8Q 678	4	80.00	48-40/ 65-54	SOHC	96→98							FOL180 (x8)	Hydraulic
1.9 Diesel	F8Q 730	4	80.00	47-48/ 64-65	SOHC	91→98	CAM689						FOL149 (x8)	Mechanical
1.9 Diesel	F8Q 732	4	80.00	47-48/ 64-65	SOHC	91→98	CAM689						FOL180 (x8)	Hydraulic
Clio II														
1.4	K4J 700	4	79.50	72/98	DOHC	99→		CAM727					FOL103 (x16)	
	K4J 712			70-72/ 95-98	DOHC			CAM728						
	K4J 713			72/98	DOHC									
1.5 Diesel	K9K 702/K9K 710	4	76.00	60/81	SOHC	01→	CAM736						FOL103 (x16)	
	K9K 714			50/68										
	K9K 718			62/84										
1.6	K4M 708/K4M 748	4	79.50	79/81/ 107/109	DOHC	98→		CAM727					FOL103 (x16)	
								CAM728						
1.6	K7M 744/K7M 745	4	79.50	66/89	SOHC	98→05		CAM729					FOL103 (x16)	
1.9 Diesel	F8Q 632	4	80.00	47-48/ 64-65	SOHC	00→01	CAM664							
1.9 Diesel	F8Q 630/F8Q 662	4	80.00	47/64	SOHC	98→	CAM664						FOL180 (x8)	Hydraulic
1.9 Diesel	F9Q 780	4	80.00	72/98	SOHC	00→05	CAM706							
Espace III														
1.9 Diesel	F9Q 722	4	80.00	72/98	SOHC	99→02							FOL180 (x8)	Hydraulic
2.0	F3R 728/F3R 729	4	82.70	84/114	SOHC	96→00							FOL180 (x8)	Hydraulic
2.2	G8T 714/G8T 716/G8T 760	4	87.00	83/113	SOHC	96→00	CAM665					FOL110 (x12)	FOL111 (x12)	
Espace IV														
1.9 Diesel	F9Q 820	4	80.00	88/120	DOHC	02→	CAM706							
Express														
1.9 Diesel	F8Q 682	4	80.00	48/65		94→98							FOL180 (x8)	Hydraulic
1.9 Diesel	F8Q 722/F8Q 724/F8Q 774	4	80.00	47-48/ 64-67	SOHC	91→98	CAM689						FOL149 (x8)	Mechanical
1.9 Diesel	F8Q 776	4	80.00	47-48/ 64-67	SOHC	91→98	CAM689						FOL180 (x8)	Hydraulic
													FOL149 (x8)	Mechanical
Extra														
1.9 Diesel	F8Q 682	4	80.00	48/65		94→98							FOL180 (x8)	Hydraulic
1.9 Diesel	F8Q 722/F8Q 724/F8Q 774	4	80.00	47-48/ 64-67	SOHC	91→98	CAM689						FOL149 (x8)	Mechanical
1.9 Diesel	F8Q 776	4	80.00	47-48/ 64-67	SOHC	91→98	CAM689						FOL180 (x8)	Hydraulic
													FOL149 (x8)	Mechanical
Grand Scénic II														
1.5 Diesel	K9K 728/K9K 729	4	76.00	74/101	SOHC	04→	CAM736						FOL103 (x16)	
1.9 Diesel	F9Q 812	4	80.00	88/120	SOHC	04→	CAM706							









cc			kW/PS									
Kangoo												
1.5 Diesel	K9K 702/K9K 710	4 76.00	60/81	SOHC	02→	CAM736				FOL103 (x16)		
	K9K 714		50/68									
	K9K 718		62/84									
1.6	K4M 750	4 79.50	70/95	DOHC	01→	CAM727				FOL103 (x16)		
	K4M 752		79/81/ 107/109	DOHC		CAM728						
	K4M 753		70/95	DOHC								
1.9 Diesel	F8Q 632	4 80.00	47-48/ 64-65	SOHC	97→	CAM664						
1.9 Diesel	F8Q 630/F8Q 662	4 80.00	47/64	SOHC	97→	CAM664				FOL180 (x8)	Hydraulic	
1.9 Diesel	F9Q 780	4 80.00	72/98	SOHC	00→	CAM706						
	F9Q 782/F9Q 790		59/80	SOHC								
Laguna												
1.6	K4M 720/K4M 724	4 79.50	79/81/ 107/109	DOHC	97→01	CAM727				FOL103 (x16)		
	F3P 670	4 82.70	66/89	SOHC	95→01	CAM728				FOL180 (x8)	Hydraulic	
	F3P 676		70-69/ 95-94	SOHC								
1.9 Diesel	F9Q 716	4 80.00	74/100	SOHC	97→01	CAM753						
1.9 Diesel	F9Q 718	4 80.00	72/98	SOHC	99→01	CAM706						
2.2 Diesel	G8T 706/G8T 790	4 87.00	61/82	SOHC	93→01	CAM757			FOL110 (x12)	FOL111 (x12)		
2.2	G8T 760	4 87.00	83/113	SOHC	96→01	CAM665			FOL110 (x12)	FOL111 (x12)		
2.2 Diesel	G8T 794	4 87.00	61/82	SOHC	93→01	CAM687			FOL110 (x12)			
Laguna II												
1.6	K4M 710	4 79.50	79/107	DOHC	01→	CAM727				FOL103 (x16)		
	K4M 711		79/81/ 107/109	DOHC		CAM728						
	K4M 714		79/107	DOHC								
1.9 Diesel	F9Q 718	4 80.00	72/98	SOHC	01→	CAM706						
	F9Q 750		55-88/ 75-120	SOHC								
	F9Q 752		74/101	SOHC								
	F9Q 754		74-79/ 101-107	SOHC								
Logan												
1.6	K4M 690	4 79.50	77/105	DOHC	07→	CAM727				FOL103 (x16)		
						CAM728						
1.6	K7M 710	4 79.50	66/89	SOHC	04→	CAM729				FOL103 (x16)		

cc										
		Ø						KIT		
Master II										
1.9 Diesel	F9Q 770	4 80.00	59/80	SOHC	00→	CAM706				
	F9Q 772		60/81	SOHC						
	F9Q 774		60/82	SOHC						
2.5 Diesel	S8U 770	4 93.00	59/80		98→01	CAM718				
2.8 Diesel	S9W 702	4 94.40	84/114	SOHC	98→01	CAM681			FOL169 (x8)	Mechanical
Megane I										
1.4	K4J 714/K4J 750	4 79.50	70/95	DOHC	99→	CAM727 CAM728			FOL103 (x16)	
1.6	K4M 700/K4M 701/K4M 704/K4M 708	4 79.50	79/81/ 107/109	DOHC	99→	CAM727 CAM728			FOL103 (x16)	
1.6	K7M 702/K7M 703/K7M 790	4 79.50	66/89	SOHC	96→	CAM729			FOL103 (x16)	
1.9 Diesel	F8Q 620	4 80.00	47/64	SOHC	96→	CAM758 →06/96 CAM759 10/96→07/99			FOL180 (x8)	Hydraulic
1.9 Diesel	F8Q 622	4 80.00	47/64	SOHC	99→	CAM664			FOL180 (x8)	Hydraulic
1.9 Diesel	F8Q 624	4 80.00	48/65	SOHC	96→	CAM759 10/96→07/99			FOL180 (x8)	Hydraulic
1.9 Diesel	F8Q 784	4 80.00	66-69/ 90-94	SOHC	96→	CAM760 →08/96 CAM761 09/96→08/97 CAM690 09/97→			FOL180 (x8)	Hydraulic
1.9 Diesel	F8Q 786	4 80.00	66/89	SOHC	96→	CAM760 →08/96 CAM761 09/96→08/97 CAM690 09/97→				
1.9 Diesel	F8Q 790	4 80.00	47/64	SOHC	99→	CAM664				
1.9 Diesel	F9Q 730	4 80.00	72/98		97→01	CAM753				
	F9Q 734		72/98	SOHC						
1.9 Diesel	F9Q 732	4 80.00	72/98	SOHC	97→	CAM706				
	F9Q 733		79-88/	SOHC						
	F9Q 736		72/98	SOHC						
	F9Q 744		59/80	SOHC						
2.0	F3R 750/F3R 751	4 82.70	84/114	SOHC	96→				FOL180 (x8)	Hydraulic
	F3R 752		84-80/ 114-109	SOHC						
	F3R 791		80/109	SOHC						

cc			kW/PS								
Megane II											
1.4	K4J 730	4 79.50	72/98	DOHC	02→	CAM727 ■ CAM728 ■				FOL103 (x16)	
	K4J 732		60/82	DOHC							
1.5 Diesel	K9K 722	4 76.00	60/81	SOHC	02→	CAM736				FOL103 (x16)	
	K9K 728/K9K 729		74/101	SOHC							
1.9 Diesel	F9Q 750/F9Q 800	4 80.00	55-88/ 75-120	SOHC	02→	CAM706					
	F9Q 808		66-75/	SOHC							
	F9Q 804		90-102	SOHC							
Megane Scénic											
1.6	K7M 702/K7M 703	4 79.50	66/89	SOHC	97→99	CAM729				FOL103 (x16)	
1.9 Diesel	F8Q 784	4 80.00	66-69/ 90-94	SOHC	97→99	CAM760 →08/96 CAM761 09/96→08/97 CAM690 09/97→				FOL180 (x8)	Hydraulic
1.9 Diesel	F8Q 786	4 80.00	66/89	SOHC	97→99	CAM760 →08/96 CAM761 09/96→08/97 CAM690 09/97→					
1.9 Diesel	F8Q 790	4 80.00	47/64	SOHC	97→99	CAM664					
1.9 Diesel	F9Q 730	4 80.00	72/98		97→99	CAM753					
	F9Q 734		72/98	SOHC							
2.0	F3R 750/F3R 751	4 82.70	84/114	SOHC	97→99					FOL180 (x8)	Hydraulic
Modus											
1.4	K4J 770	4 79.50	72/98		04→	CAM727 ■ CAM728 ■				FOL103 (x16)	
R14											
1.4	X5J	4 75.00	44/60	SOHC	81→83	CAM540	CKS7540	FOL2 (x8)			
R19											
1.9 Diesel	F8Q 706/F8Q 742	4 80.00	47-48/ 64-65	SOHC	88→95	CAM689				FOL149 (x8)	Mechanical
1.9 Diesel	F8Q 740	4 80.00	66-68/ 90-93	SOHC	90→95	CAM762 01/91→					
R21											
1.9 Diesel	F8Q 710	4 80.00	47/64	SOHC	86→94	CAM689				FOL149 (x8)	Mechanical
2.1 Diesel	J8S 714/J8S 786 (KAT)/J8S 788	4 86.00	65/88	SOHC	86→94	CAM436	CKS2381	FOL157 (x8) Eng: →229555 FOL122 (x8) Eng: 229556→			
R25											
2.1 Diesel	J8S 736	4 86.00	51/69	SOHC	89→92	CAM436	CKS2381	FOL157 (x8) Eng: →229555 FOL122 (x8) Eng: 229556→			

cc										
Rapid										
1.9 Diesel	F8Q 682	4 80.00	48/65		94→98				FOL180 (x8)	Hydraulic
1.9 Diesel	F8Q 722/F8Q 724/F8Q 774	4 80.00	47-48/ 64-67	SOHC	91→98	CAM689			FOL149 (x8)	Mechanical
1.9 Diesel	F8Q 776	4 80.00	47-48/ 64-67	SOHC	91→98	CAM689			FOL180 (x8) FOL149 (x8)	Hydraulic Mechanical
Safrane										
2.2	G8T 740	4 87.00	83/113	SOHC	96→00	CAM665			FOL110 (x12) FOL111 (x12)	
Sandero										
1.6	K7M 710	4 79.50	66/89	SOHC	09→	CAM729			FOL103 (x16)	
Scénic I										
1.4	K4J 714/K4J 750	4 79.50	70/95	DOHC	99→03	CAM727 II CAM728 E			FOL103 (x16)	
1.6	K4M 700/K4M 701/K4M 704/K4M 708	4 79.50	79/81/ 107/109	DOHC	99→03	CAM727 II CAM728 E			FOL103 (x16)	
1.9 Diesel	F8Q 790	4 80.00	47/64	SOHC	99→01	CAM664				
1.9 Diesel	F9Q 732	4 80.00	72/98	SOHC	99→03	CAM706				
	F9Q 733		79-88/ 107-120	SOHC						
	F9Q 736		72/98	SOHC						
	F9Q 744		59/80	SOHC						
1.9 Diesel	F9Q 734	4 80.00	72/98	SOHC	99→03	CAM753				
Scénic II										
1.4	K4J 730	4 79.50	72/98	DOHC	03→	CAM727 II CAM728 E			FOL103 (x16)	
1.5 Diesel	K9K 722	4 76.00	60/81	SOHC	03→	CAM736			FOL103 (x16)	
	K9K 728/K9K 729		74/101	SOHC						
1.9 Diesel	F9Q 812	4 80.00	88/120	SOHC	03→	CAM706				
	F9Q 804			SOHC						
Thalia										
1.4	K4J 712	4 79.50	70-72/ 95-98	DOHC	00→	CAM727 II CAM728 E			FOL103 (x16)	
1.5 Diesel	K9K 702	4 76.00	60/81	SOHC	01→	CAM736			FOL103 (x16)	
1.9 Diesel	F8Q 630	4 80.00	47/64	SOHC	98→01	CAM664			FOL180 (x8)	Hydraulic
Trafic										
1.9 Diesel	F8Q 606	4 80.00	40/54	SOHC	97→01	CAM664			FOL180 (x8)	Hydraulic
2.5 Diesel	S8U 758/S8U 780	4 93.00	55/75	SOHC	89→01	CAM718				
Trafic II										
1.9 Diesel	F9Q 760	4 80.00	74/100	SOHC	01→	CAM706				
	F9Q 762		60/81	SOHC						
Twingo										
1.5 Diesel	K9K 718	4 76.00	62/84		08→	CAM736			FOL103 (x16)	

cc			kW/PS								
100											
1.5 Diesel	TUD5	4 77.00	42/57	SOHC	94→98	CAM461				FOL126 (x8)	Mechanical
200											
1.8 Diesel	XUD 7TE	4 80.00	66/90	SOHC	91→95	CAM444				FOL73 (x8)	Mechanical
400											
1.8 Diesel	XUD 7TE	4 80.00	66/90	SOHC	91→98	CAM444				FOL73 (x8)	Mechanical

cc	 Ø	kW/PS				 KIT			
9-3									
2.2 Diesel D223L	4 84.00	85-92/ 115-125	SOHC	98→	CAM650			FOL107 (x16)	
9-5									
2.2 Diesel D223L	4 84.00	85-92/ 115-125	SOHC	02→	CAM650			FOL107 (x16)	

cc			kW/PS								
----	--	--	-------	--	--	--	--	--	--	--	--

Alhambra											
1.8	AJH/AWC	4	110/150	DOHC	97→	CAM743				FOL133	<small>(x12)</small>
		81.00				CAM744				FOL141	<small>(x8)</small>
1.9 Diesel	1Z	4	66/89	SOHC	96→	CAM441				FOL143	<small>(x8)</small>
	AFN		81/110	SOHC							
	AHU		66/90	SOHC							
1.9 Diesel	ANU	4	66/90	SOHC	96→	CAM672				FOL175	<small>(x8)</small>
	ARL		110/150	SOHC							
	ASZ		96/130	SOHC							
	AUY		85/115	SOHC							
	BTB		110/150	SOHC							
1.9 Diesel	BVK	4	85/115	SOHC	00→	CAM904				FOL175	<small>(x8)</small>
		79.50									
2.0	ADY	4	85/115	SOHC	96→					FOL143	<small>(x8)</small>
		82.50									
2.0 Diesel	BRT	4	103/140	SOHC	05→	CAM904				FOL175	<small>(x8)</small>
		81.00									

Altea												
1.4	BXW	4	63/86	DOHC	06→				FOL179	<small>(x16)</small>	FOL167	<small>(x16)</small>
	CGGB		63/85	DOHC								
1.9 Diesel	BJB/BKC/BLS/BXE	4	77/105	SOHC	04→	CAM672				FOL175	<small>(x8)</small>	
	BXF		66/90	SOHC								
2.0 Diesel	BMM	4	103/140	SOHC	05→	CAM904				FOL175	<small>(x8)</small>	
		81.00										

Arosa												
1.0	AER	4	37/50	SOHC	97→04					FOL143	<small>(x8)</small>	
		67.10										
1.4	AEX	4	44/60	SOHC	97→04	CAM808				FOL143	<small>(x8)</small>	
		76.50										
1.4	AFK	4	74/101	DOHC	00→04				FOL179	<small>(x16)</small>	FOL167	<small>(x16)</small>
	AQQ/AUB		74/100	DOHC								
1.4 Diesel	AMF	3	55/75	SOHC	00→04	CAM673				FOL114	<small>(x6)</small>	
		79.50										
1.7 Diesel	AKU	4	44/60	SOHC	97→04					FOL92	<small>(x8)</small>	
		79.50										

Cordoba												
1.0	AER	4	37/50	SOHC	93→99					FOL143	<small>(x8)</small>	
	AAU		33/45	SOHC								
		75.00										
1.2	AZQ	3	47/64	DOHC	02→				FOL179	<small>(x12)</small>	FOL167	<small>(x12)</small>
	BXV		51/70	DOHC								
		76.50										
1.3	AAV	4	40/54	SOHC	93→94					FOL143	<small>(x8)</small>	
		75.00										
1.4	ABD	4	44/60	SOHC	94→99					FOL143	<small>(x8)</small>	
		75.00										
1.4	AEX	4	44/60	SOHC	94→99	CAM808				FOL143	<small>(x8)</small>	
		76.50										
1.4 Diesel	AMF	3	55/75	SOHC	02→	CAM673				FOL114	<small>(x6)</small>	
	BMS		59/80	SOHC								
	BNM		51/70	SOHC								
		79.50										

cc			KW/PS				KIT					
----	--	--	--------------	--	--	--	------------	--	--	--	--	--

... Cordoba

1.4	AQQ	4 76.50	74/100	DOHC	99→				FOL179 (x16)	FOL167 (x16)	
	AUA		55/75	DOHC							
	AUB		74/100	DOHC							
	BBY		55/75	DOHC							
	BBZ		74/100	DOHC							
	BXW		63/86	DOHC							
1.6	AEE/ALM	4 76.50	55/75	SOHC	93→					FOL143 (x8)	
	1F	81.00	53/55/ 72/75	SOHC							
	AEH/AFT/AKL		74/101	SOHC							
	APF		74/100	SOHC							
1.6	BTS	4 76.50	77/105	DOHC	06→				FOL179 (x16)	FOL167 (x16)	
1.8	ABS	4 81.00	66/90	SOHC	93→99					FOL143 (x8)	
1.8	ADL	4 81.00	95/129	DOHC	93→96	CAM739 ■ CAM740 ■				FOL143 (x16)	
		4 81.00	115/156	DOHC	99→02	CAM743 ■ CAM744 ■				FOL133 ■ (x12) FOL141 ■ (x8)	
1.9 Diesel	1Y	4 79.50	47/64	SOHC	93→96	CAM440				FOL143 (x8)	
		4 79.50	55/75	SOHC							
1.9 Diesel	1Z	4 79.50	66/89	SOHC	96→99	CAM441				FOL143 (x8)	
			81/110	SOHC							
			66/90	SOHC							
1.9 Diesel	AEY	4 79.50	47/64	SOHC	96→99	CAM668				FOL92 (x8)	
1.9 Diesel	AGR/ALH	4 79.50	66/90	SOHC	99→	CAM671				FOL143 (x8)	
			81/110	SOHC							
1.9 Diesel	AGP/AQM	4 79.50	50/68	SOHC	99→	CAM670				FOL143 (x8)	
			47/64	SOHC							
1.9 Diesel	ASK	4 79.50	81/110	SOHC	99→					FOL143 (x8)	
1.9 Diesel	ASZ	4 79.50	96/130	SOHC	02→	CAM672				FOL175 (x8)	
			74/100	SOHC							
			96/131	SOHC							
1.9 Diesel	BMT	4 79.50	74/101	SOHC	02→	CAM904				FOL175 (x8)	
2.0	2E/AGG/AZL	4 82.50	85/115	SOHC	93→					FOL143 (x8)	
2.0	ABF	4 82.50	110/150	DOHC	96→99	CAM739 ■ CAM740 ■				FOL143 (x16)	

EXEO

1.8	CFMA	4 81.00	110/150	DOHC	09→	CAM744 ■				FOL133 ■ (x12) FOL141 ■ (x8)	
-----	------	------------	---------	------	-----	-----------------	--	--	--	---	--

Ibiza I

1.5	021 D.2000	4 83.00	65-66/ 89-90	SOHC	86→93					FOL92 (x8)	
-----	------------	------------	-----------------	------	-------	--	--	--	--	-------------------	--

cc			kW/PS							
Ibiza II										
1.0	AER	4 67.10	37/50	SOHC	93→99				FOL143 (x8)	
	AAU	75.00	33/45	SOHC						
1.3	AAV	4 75.00	40/54	SOHC	93→99				FOL143 (x8)	
1.4	ABD	4 75.00	44/60	SOHC	93→99				FOL143 (x8)	
1.4	AEX	4 76.50	44/60	SOHC	93→99	CAM808			FOL143 (x8)	
1.6	AEE/ALM	4 76.50	55/75	SOHC	93→99				FOL143 (x8)	
	1F	81.00	53/55/ 72/75	SOHC						
	AFT		74/101	SOHC						
1.8	ABS	4 81.00	66/90	SOHC	93→99				FOL143 (x8)	
1.8	ADL	4 81.00	95/129	DOHC	93→96	CAM739 ■ CAM740 ■			FOL143 (x16)	
1.9 Diesel	1Y	4 79.50	47/64	SOHC	93→96	CAM440			FOL143 (x8)	
	AAZ		55/75	SOHC						
1.9 Diesel	1Z	4 79.50	66/89	SOHC	96→99	CAM441			FOL143 (x8)	
	AFN		81/110	SOHC						
	AHU		66/90	SOHC						
1.9 Diesel	AEY	4 79.50	47/64	SOHC	96→99	CAM668			FOL92 (x8)	
2.0	2E/AGG	4 82.50	85/115	SOHC	93→99				FOL143 (x8)	
2.0	ABF	4 82.50	110/150	DOHC	96→99	CAM739 ■ CAM740 ■			FOL143 (x16)	

Ibiza III										
1.4	AQQ	4 76.50	74/100	DOHC	99→02			FOL179 (x16)	FOL167 (x16)	
	AUA		55/75	DOHC						
	AUB		74/100	DOHC						
1.6	ALM	4 76.50	55/75	SOHC	99→02				FOL143 (x8)	
	AEH/AKL	81.00	74/101	SOHC						
	APF		74/100	SOHC						
1.8	AQX/AYP	4 81.00	115/156	DOHC	00→02	CAM743 ■ CAM744 ■			FOL133 ■ (x12) FOL141 ■ (x8)	
1.9 Diesel	AGR/ALH	4 79.50	66/90	SOHC	99→02	CAM671			FOL143 (x8)	
	ASV		81/110	SOHC						
1.9 Diesel	AGP/AQM	4 79.50	50/68	SOHC	99→02	CAM670			FOL143 (x8)	
1.9 Diesel	ASK	4 79.50	81/110	SOHC	99→02				FOL143 (x8)	
2.0	AZL	4 82.50	85/115	SOHC	02→				FOL143 (x8)	

cc											
Ibiza IV											
1.2	AZQ	3 76.50	47/64	DOHC	02→				FOL179 (x12)	FOL167 (x12)	
	BXV		51/70	DOHC							
1.4 Diesel	AMF	3 79.50	55/75	SOHC	02→	CAM673				FOL114 (x6)	
	BMS		59/80	SOHC							
	BNM		51/70	SOHC							
1.4	AUB	4 76.50	74/100	DOHC	02→				FOL179 (x16)	FOL167 (x16)	
	BBY		55/75	DOHC							
	BBZ		74/100	DOHC							
	BXW		63/86	DOHC							
1.6	BTS	4 76.50	77/105	DOHC	06→				FOL179 (x16)	FOL167 (x16)	
1.8	BBU	4 81.00	132/180	DOHC	03→08	CAM744				FOL133 (x12)	FOL141 (x8)
	BJX		110/150	DOHC							
	BKV		110/150								
1.9 Diesel	ASY	4 79.50	47/64	SOHC	02→05	CAM670				FOL143 (x8)	
1.9 Diesel	ASZ	4 79.50	96/130	SOHC	02→	CAM672				FOL175 (x8)	
	ATD/AXR		74/100	SOHC							
	BLT		96/131	SOHC							
	BPX/BUK		118/160	SOHC							
1.9 Diesel	BMT	4 79.50	74/101	SOHC	02→	CAM904				FOL175 (x8)	
2.0	AZL	4 82.50	85/115	SOHC	02→					FOL143 (x8)	
Ibiza V											
1.2	BZG/CGPA	3 76.50	51/70	DOHC	08→				FOL179 (x12)	FOL167 (x12)	
	CGPB/CHFA		44/60	DOHC							
1.4 Diesel	BMS	3 79.50	59/80	SOHC	08→	CAM673				FOL114 (x6)	
1.4	BXW	4 76.50	63/86	DOHC	08→				FOL179 (x16)	FOL167 (x16)	
	CGGB		63/85	DOHC							
1.6	BTS	4 76.50	77/105	DOHC	08→				FOL179 (x16)	FOL167 (x16)	
1.9 Diesel	BLS	4 79.50	77/105	SOHC	08→	CAM672				FOL175 (x8)	
1.9 Diesel	BXJ	4 79.50	66/90	SOHC	08→	CAM904				FOL175 (x8)	
Inca											
1.4	AEX	4 76.50	44/60	SOHC	95→	CAM808				FOL143 (x8)	
1.4	AUA	4 76.50	55/75	DOHC	00→				FOL179 (x16)	FOL167 (x16)	
1.6	AEE	4 76.50	55/75	SOHC	95→98					FOL143 (x8)	
	1F		53/55/ 72/75	SOHC							
1.7 Diesel	AHB	4 79.50	42/57	SOHC	96→	CAM668				FOL92 (x8)	
1.9 Diesel	1Y	4 79.50	47/64	SOHC	95→	CAM440				FOL143 (x8)	
1.9 Diesel	AEY	4 79.50	47/64	SOHC	95→	CAM668				FOL92 (x8)	

cc			kW/PS											
... Inca														
1.9 Diesel	ALH	4 79.50	66/90	SOHC	96→	CAM671					FOL143 (x8)			
1.9 Diesel	AYQ	4 79.50	47/64	SOHC	95→	CAM670					FOL143 (x8)			
Leon														
1.4	AHW	4 76.50	55/75	SOHC	99→						FOL179 (x16)	FOL167 (x16)		
	BXW		63/86	DOHC										
	CGGB		63/85	DOHC										
1.6	AEH/AKL	4 81.00	74/101	SOHC	99→							FOL143 (x8)		
1.6	AUS	4 76.50	77/105	DOHC	00→						FOL179 (x16)	FOL167 (x16)		
1.8	AJQ	4 81.00	132/180	DOHC	99→	CAM743								
						CAM744								
1.8	AMK	4 81.00	154/209	DOHC	02→	CAM744						FOL133 (x12)	FOL141 (x8)	
	BAM		165/225	DOHC										
1.8	APP	4 81.00	132/180	DOHC	99→	CAM743						FOL133		
						CAM744								
1.8	ARY/AUQ	4 81.00	132/180	DOHC	99→	CAM743						FOL133 (x12)	FOL141 (x8)	
						CAM744								
1.9 Diesel	AGR	4 79.50	66/90	SOHC	99→	CAM671						FOL143 (x8)		
	AHF		81/110	SOHC										
	ALH		66/90	SOHC										
	ASV		81/110	SOHC										
1.9 Diesel	AQM	4 79.50	50/68	SOHC	99→	CAM670						FOL143 (x8)		
1.9 Diesel	ARL	4 79.50	110/150	SOHC	01→	CAM672						FOL175 (x8)		
	ASZ		96/130	SOHC										
	AXR		74/100	SOHC										
	BKC/BLS/BXE		77/105	SOHC										
	BXF		66/90	SOHC										
2.0 Diesel	BMM	4 81.00	103/140	SOHC	05→	CAM904						FOL175 (x8)		
Malaga														
1.5	021 D.2000	4 83.00	65-66/ 89-90	SOHC	86→93							FOL92 (x8)		
Terra														
1.4 Diesel	1W	4 75.00	35/47	SOHC	90→95							FOL92 (x8)		
Toledo I														
1.6	1F	4 81.00	53/55/ 72/75	SOHC	91→99							FOL143 (x8)		
	AFT		74/101	SOHC										
1.8	ABS	4 81.00	66/90	SOHC	93→96							FOL143 (x8)		
1.8	KR	4 81.00	98-102/ 133-139	DOHC	91→99							FOL143 (x16)		
1.8	PL	4 81.00	95/129	DOHC	91→99							FOL92 (x16)		
1.8	RP	4 81.00	66/89		91→96							FOL92 (x8)		
1.9 Diesel	1Y	4 79.50	47/64	SOHC	91→99	CAM440						FOL143 (x8)		
	AAZ		55/75	SOHC										

cc													
... Toledo I													
1.9 Diesel	1Z	4 79.50	66/89	SOHC	95→99	CAM441						FOL143 (x8)	
	AFN		81/110	SOHC									
	AHU		66/90	SOHC									
2.0	2E/AGG	4 82.50	85/115	SOHC	91→99							FOL143 (x8)	
2.0	ABF	4 82.50	110/150	DOHC	93→99	CAM739 ■ CAM740 ■						FOL143 (x16)	
Toledo II													
1.4	AHW	4 76.50	55/75	SOHC	99→06						FOL179 (x16)	FOL167 (x16)	
1.6	AEH/AKL	4 81.00	74/101	SOHC	99→00							FOL143 (x8)	
1.6	AUS	4 76.50	77/105	DOHC	00→06						FOL179 (x16)	FOL167 (x16)	
1.8	AMK	4 81.00	154/209	DOHC	02→05	CAM744 ■						FOL133 ■ (x12) FOL141 ■ (x8)	
	BAM		165/225	DOHC									
1.8	ARY/AUQ	4 81.00	132/180	DOHC	01→06	CAM743 ■ CAM744 ■						FOL133 ■ (x12) FOL141 ■ (x8)	
1.9 Diesel	AGR	4 79.50	66/90	SOHC	99→06	CAM671						FOL143 (x8)	
	AHF		81/110	SOHC									
	ALH		66/90	SOHC									
	ASV		81/110	SOHC									
1.9 Diesel	AQM	4 79.50	50/68	SOHC	99→04	CAM670						FOL143 (x8)	
1.9 Diesel	ARL	4 79.50	110/150	SOHC	00→06	CAM672						FOL175 (x8)	
	ASZ		96/130	SOHC									
	AXR		74/100	SOHC									
2.3	AGZ	5 81.00	110/150	DOHC	99→01							FOL92 (x10)	
Toledo III													
1.9 Diesel	BJB/BKC/BLS/BXE	4 79.50	77/105	SOHC	04→	CAM672						FOL175 (x8)	
2.0 Diesel	BMM	4 81.00	103/140	SOHC	05→09	CAM904						FOL175 (x8)	

cc			kW/PS											
Fabia														
1.2	AZQ/BME	3	47/64	DOHC	03→						FOL179 (x12)	FOL167 (x12)		
	BZG	76.50		DOHC										
1.4 Diesel	AMF	3	55/75	SOHC	03→	CAM673						FOL114 (x8)		
	BMS/BNV	79.50	59/80	SOHC										
1.4	AUA	4	55/75	DOHC	99→						FOL179 (x16)	FOL167 (x16)		
	AUB	76.50	74/100	DOHC										
	BUD			DOHC										
1.6	BTS	4	77/105	DOHC	07→						FOL179 (x16)	FOL167 (x16)		
		76.50												
1.9 Diesel	ASY	4	47/64	SOHC	99→	CAM670						FOL143 (x8)		
		79.50												
1.9 Diesel	ASZ	4	96/131	SOHC	00→	CAM672						FOL175 (x8)		
	ATD/AXR	79.50	74/100	SOHC										
	BLS		77/105	SOHC										
	BLT		96/130	SOHC										
	BSW		77/105	SOHC										
2.0	AQY/AZL	4	85/116	SOHC	99→							FOL143 (x8)		
		82.50												
Felicia														
1.6	AEE	4	55/75	SOHC	95→							FOL143 (x8)		
		76.50												
1.9 Diesel	AEF	4	47/64	SOHC	95→	CAM440						FOL92 (x8)		
		79.50												
Octavia														
1.4	AXP/BCA	4	55/75	DOHC	00→						FOL179 (x16)	FOL167 (x16)		
	BUD	76.50		DOHC										
1.6	AEE	4	55/75	SOHC	96→							FOL143 (x8)		
	AEH	76.50	74/100	SOHC										
		81.00												
1.6	AVU	4	75/102	SOHC	00→	CAM745						FOL154 (x8)		
		81.00												
1.6	BLF	4	85/115	DOHC	04→						FOL179 (x16)	FOL167 (x16)		
		76.50												
1.8	AGU/ARZ	4	110/150	DOHC	97→	CAM743 ■■ CAM744 ■■						FOL133 ■■ (x12) FOL141 ■■ (x8)		
	AUQ	81.00	132/180	DOHC										
1.8	ARX/AUM	4	110/150	DOHC	97→	CAM744 ■■						FOL133 ■■ (x12) FOL141 ■■ (x8)		
		81.00												
1.9 Diesel	AGR	4	66/89	SOHC	96→	CAM671 Eng: 034859→						FOL143 (x8)		
		79.50												
1.9 Diesel	ALH	4	66/89	SOHC	96→							FOL92 (x8)		
		79.50												
1.9 Diesel	AGP/AQM	4	50/68	SOHC	97→	CAM670						FOL143 (x8)		
		79.50												
1.9 Diesel	AHF/ASV	4	81/110	SOHC	97→	CAM671						FOL143 (x8)		
		79.50												
1.9 Diesel	ASZ	4	96/131	SOHC	00→	CAM672						FOL175 (x8)		
	ATD/AXR	79.50	74/100	SOHC										
	BJB		77/105	SOHC										
	BKC		77/105	SOHC										
	BLS/BXE		77/105	SOHC										

cc										
... Octavia										
2.0	AEG/APK/AQY	4 82.50	85/116	SOHC	99→					FOL143 (x8)
2.0 Diesel	BMM	4 81.00	103/140	SOHC	05→	CAM904				FOL175 (x8)
Praktik										
1.2	BZG	3 76.50		DOHC	07→				FOL179 (x12)	FOL167 (x12)
1.4 Diesel	BMS/BNV	3 79.50	59/80	SOHC	07→	CAM673				FOL114 (x6)
Roomster										
1.2	BME	3 76.50	47/64	DOHC	06→				FOL179 (x12)	FOL167 (x12)
	BZG			DOHC						
1.4 Diesel	BMS/BNV	3 79.50	59/80	SOHC	06→	CAM673				FOL114 (x6)
1.6	BTS	4 76.50	77/105	DOHC	06→				FOL179 (x16)	FOL167 (x16)
1.9 Diesel	BLS/BSW	4 79.50	77/105	SOHC	06→	CAM672				FOL175 (x8)
Superb										
1.9 Diesel	AVB	4 79.50	74/100	SOHC	02→	CAM672				FOL175 (x8)
	AVF/AWX		96/131	SOHC						
	BLS/BXE		77/105	SOHC						
1.9 Diesel	BPZ/BSV	4 79.50		SOHC	05→	CAM904				FOL175 (x8)
2.0	AZM	4 82.50	85/116	SOHC	02→					FOL143 (x8)
2.0 Diesel	BMP/BSS	4 81.00	103/140	SOHC	05→	CAM904				FOL175 (x8)
2.5 Diesel	AYM	6 78.30	114/155	DOHC	02→	CAM700 ■ Cyl 1-3 CAM702 ■ Cyl 1-3 CAM701 ■ Cyl 4-6 CAM703 ■ Cyl 4-6			FOL159 (x24)	FOL158 (x24) TTP4 (x24)

cc			kW/PS									
Istana												
2.9 Diesel	OM 602.940	5 89.00	70/95	SOHC	92→95	CAM414					FOLB4 (x10)	
Korando												
2.3 Diesel	OM 601.940	4 89.00	57-59/ 77-80	SOHC	96→	CAM627					FOLB4 (x8)	
Musso												
2.3 Diesel	OM 601.940	4 89.00	57-59/ 77-80	SOHC	95→	CAM627					FOLB4 (x8)	

cc		Ø	kW/PS		12		KIT					
Grand Vitara												
2.0 Diesel	RHZ	4		SOHC	01→	CAM679		FOL163 (x8)	FOL154 (x8)			
		85.00										
Wagon R+												
1.2	Z 12 XEP	4	59/80	DOHC	04→	CAM907		FOL183 (x16)	FOL102 (x16)			
		73.40										

cc



kW/PS



KIT



Samba

0.9 XV5

	∅	kW/PS	12		KIT			
	4 70.00	31-33/ 42-45		81→85	CAM540	CKS7540	FOL2 (x8)	

cc										
Avensis										
1.9 Diesel	1CD-FTV	4 82.20	66-85/ 90-116	DOHC	02→03	CAM682 ■ CAM685 ■				
2.0 Diesel	1CD-FTV	4 82.20	66-85/ 90-116	DOHC	99→	CAM682 ■ CAM685 ■				
Corolla										
2.0 Diesel	1CD-FTV	4 82.20	66-85/ 90-116	DOHC	00→	CAM682 ■ CAM685 ■				
Previa										
2.0 Diesel	1CD-FTV	4 82.20	66-85/ 90-116	DOHC	01→	CAM682 ■ CAM685 ■				
Rav 4 II										
2.0 Diesel	1CD-FTV	4 82.20	66-85/ 90-116	DOHC	01→	CAM682 ■ CAM685 ■				
Tarago										
2.0 Diesel	1CD-FTV	4 82.20	66-85/ 90-116	DOHC	03→05	CAM682 ■ CAM685 ■				

cc			kW/PS								
Agila											
1.0	Z 10 XE	3 72.50	43/58	DOHC	00→				FOL183 (x12)		
1.0	Z 10 XEP	3 73.40	44/60	DOHC	03→	CAM809			FOL183 (x12)	FOL102 (x12)	
1.2	Z 12 XE	4 72.50	55/75	DOHC	00→	CAM907			FOL183 (x16)	FOL102 (x16)	
	Z 12 XEP	4 73.40	59/80	DOHC							
Antara											
2.4	Z 24 XED	4 87.50	104/141	DOHC	06→	CAM462 CAM463				FOL107 (x8)	
Arena											
1.9 Diesel	F8Q 600	4 80.00	44/60	SOHC	98→01	CAM664				FOL149 (x8)	Mechanical
1.9 Diesel	F8Q 606	4 80.00	44/60	SOHC	98→01	CAM664				FOL180 (x8)	
2.5 Diesel	S8U 758	4 93.00	55-58/ 75-79	SOHC	98→01	CAM718					
	S8U 780/S8U 782		55/75	SOHC							
Astra											
1.3	13 S	4 75.00	42-55/ 57-75	SOHC	79→84	CAM316	CKS2316 CKS3316 CKS4316	FOL40 (x8)	FOL38 (x8) TTP1 (x8)		
1.6 Diesel	16 D	4 80.00	40/54	SOHC	82→86	CAM341	CKS2341 CKS4341	FOL40 (x8)	FOL38 (x8) TTP1 (x8)		
1.6	16 S	4 80.00	55-66/ 75-90	CIH	81→86	CAM317	CKS2317 CKS3317 CKS4317	FOL40 (x8)	FOL38 (x8) TTP1 (x8)		
	16 SH		66/89	SOHC							
Astra Mk II											
1.3	13 S	4 75.00	42-55/ 57-75	SOHC	84→91	CAM316	CKS2316 CKS3316 CKS4316	FOL40 (x8)	FOL38 (x8) TTP1 (x8)		
1.4	14 NV	4 77.60	53-55/ 72-75	SOHC	89→91	CAM365	CKS2365 CKS3365 CKS4365	FOL40 (x8)	FOL38 (x8) TTP1 (x8)		
1.4	C 14 NZ	4 77.60	44/60	SOHC	90→91	CAM369	CKS2369 CKS4369	FOL40 (x8)	FOL38 (x8) TTP1 (x8)		
1.5 Diesel	15 DT (T4EC1)	4 76.00	49-53/ 67-72	SOHC	88→91	CAM452					
1.6 Diesel	16 DA	4 80.00	40/54	SOHC	84→89	CAM341 Eng: →14498630 CAM364 Eng: 14498631→	CKS2341 Eng: →14498630 CKS4341 Eng: →14498630 CKS2364 Eng: 14498631→ CKS3364 Eng: 14498631→ CKS4364 Eng: 14498631→	FOL40 (x8)	FOL38 (x8) TTP1 (x8)		
1.6	16 S	4 80.00	55-66/ 75-90	CIH	84→86	CAM317	CKS2317 CKS3317 CKS4317	FOL40 (x8)	FOL38 (x8) TTP1 (x8)		
	16 SH		66/89	SOHC							
1.6	16 SV	4 79.00	60/82	SOHC	84→91	CAM359	CKS2359 CKS3359 CKS4359	FOL40 (x8)	FOL38 (x8) TTP1 (x8)		
2.0	20 SEH	4 86.00	95/129	SOHC	86→91	CAM429		FOL40 (x8)	FOL38 (x8) TTP1 (x8)		

cc													
		Ø	KW/PS					KIT					
... Astra Mk II													
2.0	20 NE	4	85/116	SOHC	87→93	CAM361	CKS2361		FOL40 (x8)	FOL38 (x8)			
		86.00					CKS4361			TTP1 (x8)			
	C 20 NE		85/115	SOHC									
Astra Mk III													
1.4	14 NV	4	53-55/ 72-75	SOHC	91→98	CAM365	CKS2365		FOL40 (x8)	FOL38 (x8)			
		77.60					CKS3365			TTP1 (x8)			
							CKS4365						
1.4	C 14 NZ	4	44/60	SOHC	91→98	CAM369	CKS2369		FOL40 (x8)	FOL38 (x8)			
		77.60					CKS4369			TTP1 (x8)			
1.4	C 14 SE	4	60/81	SOHC	91→01	CAM451	CKS2451		FOL40 (x8)	FOL38 (x8)			
		77.60								TTP1 (x8)			
1.4	X 14 XE	4	66/89	DOHC	96→01	CAM456				FOL107 (x16)			
		77.60				CAM457							
1.6	C 16 SE	4	74/100	SOHC	91→98				FOL40 (x8)	FOL38 (x8)			
		79.00								TTP1 (x8)			
	X 16 SZ		52/71	SOHC									
1.6	X 16 XEL	4	74/100	DOHC	94→98	CAM456				FOL107 (x16)			
		79.00				CAM457							
1.7 Diesel	17 DT (TC4EE1)	4	60/81	SOHC	91→98	CAM452							
		79.00											
1.8	C 18 NZ	4	66/89	SOHC	91→98	CAM361	CKS2361		FOL40 (x8)	FOL38 (x8)			
		84.80					CKS4361			TTP1 (x8)			
1.8	C 18 XE	4	92/125	DOHC	93→01	CAM462				FOL107 (x16)			
		81.60				CAM463							
	C 18 XEL/X 18 XE		85/116	DOHC									
2.0	C 20 NE	4	85/115	SOHC	91→98	CAM361	CKS2361		FOL40 (x8)	FOL38 (x8)			
		86.00					CKS4361			TTP1 (x8)			
2.0	X 20 XEV	4	100/136	DOHC	94→98	CAM462				FOL107 (x16)			
		86.00				CAM463							
Astra Mk IV													
1.2	X 12 XE	4	48/65	DOHC	98→00				FOL183 (x16)				
		72.50											
1.2	Z 12 XE	4	55/75	DOHC	00→	CAM907			FOL183 (x16)	FOL102 (x16)			
		72.50											
1.4	X 14 XE/Z 14 XE	4	66/89	DOHC	98→	CAM456				FOL107 (x16)			
		77.60				CAM457							
1.6	X 16 XEL	4	74/100	DOHC	98→	CAM456				FOL107 (x16)			
		79.00				CAM457							
	Z 16 XE		63-74/ 85-101	DOHC									
1.6	Z 16 SE	4	62-64/ 84-87	SOHC	00→	CAM735			FOL40 (x8)	FOL38 (x8)			
		79.00								TTP1 (x8)			
1.7 Diesel	Y 17 DT	4	55/75	DOHC	00→	CAM724				FOL178 (x16)			
		79.00				CAM725							
	Z 17 DTL		59/80	DOHC									
2.0 Diesel	X 20 DTL	4	60/81	SOHC	98→	CAM650				FOL107 (x16)			
		84.00											
	Y 20 DTH		74/100	SOHC									
	Y 20 DTL		60/81	SOHC									
2.0	X 20 XEV	4	100/136	DOHC	98→	CAM462				FOL107 (x16)			
		86.00				CAM463							
Astra Mk V													
1.4	Z 14 XEP	4	66/89	DOHC	04→	CAM907			FOL183 (x16)	FOL102 (x16)			
		73.40											
1.6	Z 16 LET	4	132/180	DOHC	06→	CAM456				FOL107 (x16)			
		79.00											
1.7 Diesel	Z 17 DTH	4	74/100	DOHC	04→	CAM724				FOL178 (x16)			
		79.00				CAM725							
	Z 17 DTL		59/80	DOHC									

cc			kW/PS									
Astra Twin Top												
1.6	Z 16 LET	4	132/180	DOHC	06→	CAM456 ■					FOL107 (x16)	
		79.00										
Astravan Mk III												
1.4	C 14 NZ	4	44/60	SOHC	91→94	CAM369	CKS2369	FOL40 (x8)	FOL38 (x8)			
		77.60					CKS4369		TTP1 (x8)			
1.6	X 16 SZ	4	52/71	SOHC	94→96			FOL40 (x8)	FOL38 (x8)			
		79.00							TTP1 (x8)			
Astravan Mk IV												
1.6	Z 16 SE	4	62-64/ 84-87	SOHC	00→	CAM735		FOL40 (x8)	FOL38 (x8)			
		79.00							TTP1 (x8)			
1.7 Diesel	Y 17 DT	4	55/75	DOHC	01→	CAM724 ■			FOL178 (x16)			
	Z 17 DTL	79.00	59/80	DOHC		CAM725 ■						
2.0 Diesel	X 20 DTL	4	60/81	SOHC	98→	CAM650			FOL107 (x16)			
	Y 20 DTH	84.00	74/100	SOHC								
Astravan Mk V												
1.7 Diesel	Z 17 DTL	4	59/80	DOHC	05→06	CAM724 ■			FOL178 (x16)			
		79.00				CAM725 ■						
Belmont Mk II												
1.3	13 S	4	42-55/ 57-75	SOHC	85→91	CAM316	CKS2316	FOL40 (x8)	FOL38 (x8)			
		75.00					CKS3316		TTP1 (x8)			
							CKS4316					
1.4	C 14 NZ	4	44/60	SOHC	90→91	CAM369	CKS2369	FOL40 (x8)	FOL38 (x8)			
		77.60					CKS4369		TTP1 (x8)			
1.5 Diesel	15 DT	4	53/72	SOHC	87→90	CAM452						
	15 DT (T4EC1)	76.00	49-53/ 67-72	SOHC								
1.6 Diesel	16 DA	4	40/54	SOHC	85→91	CAM341	CKS2341	FOL40 (x8)	FOL38 (x8)			
		80.00				Eng: →14498630	Eng: →14498630		TTP1 (x8)			
						CAM364	CKS4341					
						Eng: 14498631→	Eng: →14498630					
							CKS2364					
							Eng: 14498631→					
							CKS3364					
							Eng: 14498631→					
							CKS4364					
							Eng: 14498631→					
1.6	16 S	4	55-66/ 75-90	CIH	85→91	CAM317	CKS2317	FOL40 (x8)	FOL38 (x8)			
		80.00					CKS3317		TTP1 (x8)			
	16 SH		66/89	SOHC			CKS4317					
1.6	16 SV	4	60/82	SOHC	89→91	CAM359	CKS2359	FOL40 (x8)	FOL38 (x8)			
		79.00					CKS3359		TTP1 (x8)			
							CKS4359					
Calibra												
2.0	C 20 NE	4	85/115	SOHC	90→97	CAM361	CKS2361	FOL40 (x8)	FOL38 (x8)			
		86.00					CKS4361		TTP1 (x8)			
2.0	X 20 XEV	4	100/136	DOHC	90→97	CAM462 ■			FOL107 (x16)			
		86.00				CAM463 ■						
Carlton Mk III												
1.8	18 NV	4	60/81	SOHC	86→94	CAM402		FOL40 (x8)	FOL38 (x8)			
		84.80							TTP1 (x8)			
	E 18 NVR		65/88	SOHC								
1.8	18 SEH	4	85/115	SOHC	86→94	CAM361	CKS2361	FOL40 (x8)	FOL38 (x8)			
		84.80					CKS4361		TTP1 (x8)			
2.0	20 SE	4	90/122	SOHC	86→94	CAM361	CKS2361	FOL40 (x8)	FOL38 (x8)			
		86.00					CKS4361		TTP1 (x8)			
	C 20 NE		85/115	SOHC								

cc												
Cavalier												
1.3	13 N	4	39-44/ 75.00	53-60	SOHC	77→81	CAM366			FOL40 (x8)	FOL38 (x8) TTP1 (x8)	
2.0	20 S	4	74/100 95.00		CIH	77→81	CAM326				FOL5 (x8)	
2.0	20 SEH	4	95/129 86.00		SOHC	87→88	CAM429			FOL40 (x8)	FOL38 (x8) TTP1 (x8)	
Cavalier Coupe												
2.0	20 S	4	74/100 95.00		CIH	78→81	CAM326				FOL5 (x8)	
Cavalier Mk II												
1.3	13 N	4	39-44/ 75.00	53-60	SOHC	81→88	CAM366			FOL40 (x8)	FOL38 (x8) TTP1 (x8)	
	13 NB		44/60		SOHC							
1.3	13 S	4	42-55/ 75.00	57-75	SOHC	81→88	CAM316	CKS2316 CKS3316 CKS4316		FOL40 (x8)	FOL38 (x8) TTP1 (x8)	
1.6 Diesel	16 D	4	40/54 80.00		SOHC	82→88	CAM341	CKS2341 CKS4341		FOL40 (x8)	FOL38 (x8) TTP1 (x8)	
1.6 Diesel	16 DA	4	40/54 80.00		SOHC	82→88	CAM341 Eng: →14498630 CAM364 Eng: 14498631→	CKS2341 Eng: →14498630 CKS4341 Eng: →14498630 CKS2364 Eng: 14498631→ CKS3364 Eng: 14498631→ CKS4364 Eng: 14498631→		FOL40 (x8)	FOL38 (x8) TTP1 (x8)	
1.6	16 N	4	51/69 80.00		SOHC	81→88	CAM317	CKS2317 CKS3317 CKS4317		FOL40 (x8)	FOL38 (x8) TTP1 (x8)	
	16 S		55-66/ 75-90		CIH							
	16 SH		66/89		SOHC							
1.8	E 18 NV	4	62/84 84.80		SOHC	86→88	CAM402			FOL40 (x8)	FOL38 (x8) TTP1 (x8)	
2.0	20 S	4	74/100 95.00		CIH	86→87	CAM326				FOL5 (x8)	
2.0	20 NE	4	85/116 86.00		SOHC	86→88	CAM361	CKS2361 CKS4361		FOL40 (x8)	FOL38 (x8) TTP1 (x8)	
	20 SE		90/122		SOHC							
	C 20 NE		85/115		SOHC							
2.0	20 SEH	4	95/129 86.00		SOHC	87→88	CAM429			FOL40 (x8)	FOL38 (x8) TTP1 (x8)	
Cavalier Mk III												
1.4	14 NV	4	53-55/ 77.60	72-75	SOHC	88→95	CAM365	CKS2365 CKS3365 CKS4365		FOL40 (x8)	FOL38 (x8) TTP1 (x8)	
1.6	16 SV	4	60/82 79.00		SOHC	88→93	CAM359	CKS2359 CKS3359 CKS4359		FOL40 (x8)	FOL38 (x8) TTP1 (x8)	
1.6	X 16 SZ	4	52/71 79.00		SOHC	93→95				FOL40 (x8)	FOL38 (x8) TTP1 (x8)	
1.7 Diesel	17 DT (TC4EE1)	4	60/81 79.00		SOHC	88→95	CAM452					
1.8	C 18 NZ	4	66/89 84.80		SOHC	88→95	CAM361	CKS2361 CKS4361		FOL40 (x8)	FOL38 (x8) TTP1 (x8)	
2.0	20 SEH	4	95/129 86.00		SOHC	88→92	CAM429			FOL40 (x8)	FOL38 (x8) TTP1 (x8)	

cc			kW/PS									
... Cavalier Mk III												
2.0	20 NE	4	85/116	SOHC	88→95	CAM361	CKS2361	FOL40 (x8)	FOL38 (x8)			
		86.00					CKS4361		TTP1 (x8)			
	C 20 NE		85/115	SOHC								
2.0	X 20 XEV	4	100/136	DOHC	93→95	CAM462 ■			FOL107 (x16)			
		86.00				CAM463 ■						
Chevette												
1.2	13 N	4	39-44/ 75.00	SOHC	76→85	CAM366		FOL40 (x8)	FOL38 (x8)			
			53-60						TTP1 (x8)			
1.3	13 N	4	39-44/ 75.00	SOHC	75→85	CAM366		FOL40 (x8)	FOL38 (x8)			
			53-60						TTP1 (x8)			
1.3	13 S	4	42-55/ 75.00	SOHC	75→85	CAM316	CKS2316	FOL40 (x8)	FOL38 (x8)			
			57-75				CKS3316		TTP1 (x8)			
							CKS4316					
Combo Mk I												
1.2	C 12 NZ	4	33/45 72.00	SOHC	94→01	CAM453	CKS2453	FOL40 (x8)	FOL38 (x8)			
									TTP1 (x8)			
1.2	X 12 SZ	4	33/45 72.00	SOHC	94→01			FOL40 (x8)	FOL38 (x8)			
									TTP1 (x8)			
1.4	C 14 NZ	4	44/60 77.60	SOHC	94→01	CAM369	CKS2369	FOL40 (x8)	FOL38 (x8)			
							CKS4369		TTP1 (x8)			
1.4	C 14 SE	4	60/81 77.60	SOHC	94→01	CAM451	CKS2451	FOL40 (x8)	FOL38 (x8)			
									TTP1 (x8)			
Combo Mk II												
1.4	Z 14 XEP	4	66/89 73.40	DOHC	04→	CAM907 ■		FOL183 (x16)	FOL102 (x16)			
1.6	Z 16 SE	4	62-64/ 79.00	SOHC	01→	CAM735		FOL40 (x8)	FOL38 (x8)			
			84-87						TTP1 (x8)			
1.7 Diesel	Y 17 DT	4	55/75 79.00	DOHC	01→	CAM724 ■			FOL178 (x16)			
	Y 17 DTL		48/65	DOHC		CAM725 ■						
	Z 17 DTH		74/100	DOHC								
Corsa Convertible												
1.4	X 14 XE	4	66/89 77.60	DOHC	98→	CAM456 ■			FOL107 (x16)			
						CAM457 ■						
Corsa Mk II												
1.0	X 10 XE	3	40/54 72.50	DOHC	96→	CAM809 ■		FOL183 (x12)	FOL102 (x12)			
	Z 10 XEP		44/60	DOHC								
			73.40									
1.0	Z 10 XE	3	43/58 72.50	DOHC	00→			FOL183 (x12)				
1.2	C 12 NZ	4	33/45 72.00	SOHC	93→00	CAM453	CKS2453	FOL40 (x8)	FOL38 (x8)			
									TTP1 (x8)			
1.2	X 12 SZ	4	33/45 72.00	SOHC	93→00			FOL40 (x8)	FOL38 (x8)			
									TTP1 (x8)			
1.2	X 12 XE	4	48/65 72.50	DOHC	98→00			FOL183 (x16)				
1.2	Z 12 XE	4	55/75 72.50	DOHC	00→	CAM907 ■		FOL183 (x16)	FOL102 (x16)			
1.4	C 14 NZ	4	44/60 77.60	SOHC	93→00	CAM369	CKS2369	FOL40 (x8)	FOL38 (x8)			
							CKS4369		TTP1 (x8)			
1.4	C 14 SE	4	60/81 77.60	SOHC	93→00	CAM451	CKS2451	FOL40 (x8)	FOL38 (x8)			
									TTP1 (x8)			
1.4	X 14 XE/Z 14 XE	4	66/89 77.60	DOHC	94→	CAM456 ■			FOL107 (x16)			
						CAM457 ■						
1.5 Diesel	15 D	4	37/50 76.00	SOHC	93→00	CAM452						
	15 DT (T4EC1)		49-53/ 67-72	SOHC								

cc											
		Ø	KW/PS				KIT				
... Corsa Mk II											
1.6	C 16 XE	4	78-80/ 79.00	DOHC	93→00	CAM456 CAM457				FOL107 (x16)	
	X 16 XE			DOHC							
1.7 Diesel	Y 17 DT	4	55/75 79.00	DOHC	00→	CAM724 CAM725				FOL178 (x16)	
	Y 17 DTL			DOHC							
	Z 17 DTH			DOHC							
Corsa Mk III											
1.0	Z 10 XEP	3	44/60 73.40	DOHC	06→	CAM809			FOL183 (x12)	FOL102 (x12)	
1.2	Z 12 XEP	4	59/80 73.40	DOHC	06→	CAM907			FOL183 (x16)	FOL102 (x16)	
1.4	Z 14 XEP	4	66/89 73.40	DOHC	06→	CAM907			FOL183 (x16)	FOL102 (x16)	
Corsavan											
1.4	C 14 NZ	4	44/60 77.60	SOHC	94→00	CAM369	CKS2369 CKS4369	FOL40 (x8)		FOL38 (x8) TTP1 (x8)	
1.5 Diesel	15 D	4	37/50 76.00	SOHC	94→95	CAM452					
Corsavan Mk II											
1.2	Z 12 XE	4	55/75 72.50	DOHC	00→	CAM907			FOL183 (x16)	FOL102 (x16)	
1.4	Z 14 XEP	4	66/89 73.40	DOHC	03→06	CAM907			FOL183 (x16)	FOL102 (x16)	
1.7 Diesel	Y 17 DT	4	55/75 79.00	DOHC	00→	CAM724 CAM725				FOL178 (x16)	
	Y 17 DTL			DOHC							
Frontera											
2.0	C 20 NE	4	85/115 86.00	SOHC	92→98	CAM361	CKS2361 CKS4361	FOL40 (x8)		FOL38 (x8) TTP1 (x8)	
2.2	X 22 XE	4	100/136 86.00	DOHC	95→98	CAM462 CAM463				FOL107 (x16)	
Frontera Mk II											
2.2 Diesel	X 22 DTH	4	85/116 84.00	SOHC	98→	CAM650				FOL107 (x16)	
	Y 22 DTH			SOHC							
Meriva											
1.4	Z 14 XEP	4	66/89 73.40	DOHC	04→	CAM907			FOL183 (x16)	FOL102 (x16)	
1.6	Z 16 LET	4	132/180 79.00	DOHC	06→	CAM456				FOL107 (x16)	
1.6	Z 16 SE	4	62-64/ 79.00	SOHC	03→	CAM735		FOL40 (x8)		FOL38 (x8) TTP1 (x8)	
1.6	Z 16 XE	4	63-74/ 79.00	DOHC	03→	CAM456 CAM457				FOL107 (x16)	
1.7 Diesel	Z 17 DTH	4	74/100 79.00	DOHC	04→	CAM724 CAM725				FOL178 (x16)	
Movano											
1.9 Diesel	F9Q 770	4	59/80 80.00	SOHC	00→	CAM706					
	F9Q 774			SOHC							
2.5 Diesel	S8U 770	4	59/80 93.00		98→00	CAM718					
2.8 Diesel	S9W 702	4	84/114 94.40	SOHC	98→01	CAM681				FOL169 (x8)	Mechanical

cc			kW/PS								
Nova											
1.2	12 ST	4 77.80	40-43/ 54-58	SOHC	82→87	CAM559	CKS2559 CKS4559	FOL40 (x8)	FOL38 (x8) TTP1 (x8)		
1.3	13 NB	4 75.00	44/60	SOHC	82→87	CAM366		FOL40 (x8)	FOL38 (x8) TTP1 (x8)		
	13 SB		51/70	SOHC							
1.4	14 NV	4 77.60	53-55/ 72-75	SOHC	90→93	CAM365	CKS2365 CKS3365 CKS4365	FOL40 (x8)	FOL38 (x8) TTP1 (x8)		
1.4	C 14 NZ	4 77.60	44/60	SOHC	90→92	CAM369	CKS2369 CKS4369	FOL40 (x8)	FOL38 (x8) TTP1 (x8)		
1.4	C 14 SE	4 77.60	60/81	SOHC	90→92	CAM451	CKS2451	FOL40 (x8)	FOL38 (x8) TTP1 (x8)		
1.5 Diesel	15 D	4 76.00	37/50	SOHC	87→93	CAM452					
	15 DT (T4EC1)		49-53/ 67-72	SOHC							
Nova CC											
1.2	12 NV	4 77.80	38/52	SOHC	83→93	CAM559	CKS2559 CKS4559	FOL40 (x8)	FOL38 (x8) TTP1 (x8)		
	12 ST		40-43/ 54-58	SOHC							
1.2	C 12 NZ	4 72.00	33/45	SOHC	89→93	CAM453	CKS2453	FOL40 (x8)	FOL38 (x8) TTP1 (x8)		
1.3	13 NB	4 75.00	44/60	SOHC	83→89	CAM366		FOL40 (x8)	FOL38 (x8) TTP1 (x8)		
	13 SB		51/70	SOHC							
1.4	14 NV	4 77.60	53-55/ 72-75	SOHC	90→93	CAM365	CKS2365 CKS3365 CKS4365	FOL40 (x8)	FOL38 (x8) TTP1 (x8)		
1.4	C 14 NZ	4 77.60	44/60	SOHC	90→93	CAM369	CKS2369 CKS4369	FOL40 (x8)	FOL38 (x8) TTP1 (x8)		
1.4	C 14 SE	4 77.60	60/81	SOHC	91→93	CAM451	CKS2451	FOL40 (x8)	FOL38 (x8) TTP1 (x8)		
1.5 Diesel	15 D	4 76.00	37/50	SOHC	87→93	CAM452					
	15 DT (T4EC1)		49-53/ 67-72	SOHC							
1.6	C 16 SE	4 79.00	74/100	SOHC	92→93			FOL40 (x8)	FOL38 (x8) TTP1 (x8)		
Novavan											
1.2	12 NV	4 77.80	38/52	SOHC	90→94	CAM559	CKS2559 CKS4559	FOL40 (x8)	FOL38 (x8) TTP1 (x8)		
1.4	14 NV	4 77.60	53-55/ 72-75	SOHC	90→93	CAM365	CKS2365 CKS3365 CKS4365	FOL40 (x8)	FOL38 (x8) TTP1 (x8)		
1.5 Diesel	15 D	4 76.00	37/50	SOHC	91→94	CAM452					
Omega											
2.0	20 SE	4 86.00	90/122	SOHC	94→00	CAM361	CKS2361 CKS4361	FOL40 (x8)	FOL38 (x8) TTP1 (x8)		
2.0	X 20 XEV	4 86.00	100/136	DOHC	94→99	CAM462 ■ CAM463 ■			FOL107 (x16)		
2.2 Diesel	Y 22 DTH	4 84.00	85-88/ 116-120	SOHC	00→	CAM650			FOL107 (x16)		
Signum											
2.0 Diesel	Y 20 DTH	4 84.00	74/100	SOHC	03→	CAM650			FOL107 (x16)		
2.2 Diesel	Y 22 DTR	4 84.00	92/125	SOHC	03→	CAM650			FOL107 (x16)		

cc												
Sintra												
2.2 Diesel	X 22 DTH	4 84.00	85/116	SOHC	97→99	CAM650					FOL107 (x16)	
2.2	X 22 XE	4 86.00	100/136	DOHC	96→99	CAM462 II CAM463 IE					FOL107 (x16)	
Tigra												
1.4	X 14 XE	4 77.60	66/89	DOHC	94→	CAM456 II CAM457 IE					FOL107 (x16)	
1.4	Z 14 XEP	4 73.40	66/89	DOHC	04→	CAM907 IE			FOL183 (x16)		FOL102 (x16)	
1.6	X 16 XE	4 79.00	78/106	DOHC	94→	CAM456 II CAM457 IE					FOL107 (x16)	
Vectra B												
1.6	X 16 XEL/Y 16 XE Z 16 XE	4 79.00	74/100 63-74/ 85-101	DOHC DOHC	95→	CAM456 II CAM457 IE					FOL107 (x16)	
1.7 Diesel	X 17 DT (TC4EE1)	4 79.00	60/81	SOHC	95→96	CAM452						
1.8	X 18 XE	4 81.60	85/116	DOHC	95→00	CAM462 II CAM463 IE					FOL107 (x16)	
2.0 Diesel	X 20 DTL Y 20 DTH	4 84.00	60/81 74/100	SOHC SOHC	96→	CAM650					FOL107 (x16)	
2.0	X 20 XEV	4 86.00	100/136	DOHC	95→00	CAM462 II CAM463 IE					FOL107 (x16)	
2.2 Diesel	Y 22 DTR	4 84.00	92/125	SOHC	00→	CAM650					FOL107 (x16)	
Vectra Mk II												
1.6	Z 16 XE	4 79.00	63-74/ 85-101	DOHC	04→	CAM456 II CAM457 IE					FOL107 (x16)	
2.0 Diesel	Y 20 DTH	4 84.00	74/100	SOHC	02→	CAM650					FOL107 (x16)	
2.2 Diesel	Y 22 DTR	4 84.00	92/125	SOHC	02→	CAM650					FOL107 (x16)	
Vivaro												
1.9 Diesel	F9Q 760	4 80.00	74/101	SOHC	01→	CAM706						
Zafira												
1.6	X 16 XEL Z 16 XE	4 79.00	74/100 63-74/ 85-101	DOHC DOHC	99→	CAM456 II CAM457 IE					FOL107 (x16)	
2.0 Diesel	X 20 DTL Y 20 DTH	4 84.00	60/81 74/100	SOHC SOHC	99→	CAM650					FOL107 (x16)	
2.2 Diesel	Y 22 DTR	4 84.00	92/125	SOHC	01→05	CAM650					FOL107 (x16)	

cc			kW/PS							
140										
1.8	B 18 A	4 84.14	50-55/ 68-75		66→72	CAM77	CKS2077		FOL74 (x8)	Mechanical
	B 18 B		74/100							
2.0	B 20 A	4 88.90	60/81		68→74	CAM77	CKS2077		FOL74 (x8)	Mechanical
2.0	B 20 B	4 88.90	73-74/ 100-101		68→74	CAM78			FOL74 (x8)	Mechanical
2.0	B 20 E	4 88.90	91/124		70→75	CAM80	CKS2080		FOL74 (x8)	Mechanical
240										
2.0	B 20 A	4 88.90	60/81		74→76	CAM77	CKS2077		FOL74 (x8)	Mechanical
2.3	B 230 A	4 96.00	81-86/ 110-117	SOHC	84→86				FOL104 (x8)	Mechanical
480										
1.7	B 18 E	4 81.00	75/102	SOHC	86→89				FOL74 (x8)	Mechanical
740										
2.3	B 230 A	4 96.00	81-86/ 110-117	SOHC	84→86				FOL104 (x8)	Mechanical
2.4 Diesel	D 24 T	6 76.50	79-82/ 107-112		85→92	CAM447			FOL92 (x12)	
	D 24 TIC		85-95/ 115-129	SOHC						
760										
2.4 Diesel	D 24 T	6 76.50	79-82/ 107-112		82→92	CAM447			FOL92 (x12)	
	D 24 TIC		85-95/ 115-129	SOHC						
850										
2.0	B 5204 T2	5 81.00	132/180	DOHC	93→97				FOL156 (x20) →12/99	
2.5 Diesel	D 5252 T	5 81.00	103/140	SOHC	95→96	CAM442			FOL92 (x10)	
940										
2.4 Diesel	D 24 T	6 76.50	79-82/ 107-112		90→98	CAM447			FOL92 (x12)	
	D 24 TIC		85-95/ 115-129	SOHC						
960										
2.4 Diesel	D 24 TIC	6 76.50	85-95/ 115-129	SOHC	90→94	CAM447			FOL92 (x12)	
C30										
1.6 Diesel	D 4164 T	4 75.00	80/109	DOHC	06→				FOL184 (x16)	
C70										
2.0	B 5204 T2	5 81.00	132/180	DOHC	97→05				FOL156 (x20) →12/99	
	B 5204 T3		166/226	DOHC						
Duett										
1.8	B 18 A	4 84.14	50-55/ 68-75		61→67	CAM77	CKS2077		FOL74 (x8)	Mechanical
P121										
1.8	B 18 A	4 84.14	50-55/ 68-75		59→66	CAM77	CKS2077		FOL74 (x8)	Mechanical
2.0	B 20 A	4 88.90	60/81		68→71	CAM77	CKS2077		FOL74 (x8)	Mechanical

cc													
P122													
1.8	B 18 D	4 84.14	59-66/ 80-90	OHV	67→71	CAM77	CKS2077				FOL74 (x8)	Mechanical	
2.0	B 20 B	4 88.90	73-74/ 100-101		68→71	CAM78					FOL74 (x8)	Mechanical	
P544													
1.8	B 18 A B 18 D	4 84.14	50-55/ 68-75 59-66/ 80-90	OHV	61→67	CAM77	CKS2077				FOL74 (x8)	Mechanical	
S40 I													
1.9 Diesel	D 4192 T	4 80.00	66/89	SOHC	95→99	CAM690							
S40 II													
1.6 Diesel	D 4164 T	4 75.00	80/109	DOHC	05→					FOL184 (x16)			
S70													
2.0	B 5204 T2 B 5204 T3	5 81.00	132/180 166/226	DOHC	97→00						FOL156 (x20) →12/99		
2.5 Diesel	D 5252 T	5 81.00	103/140	SOHC	97→00	CAM442					FOL92 (x10)		
S80													
1.6 Diesel	D 4164 T	4 75.00	80/109	DOHC	10→					FOL184 (x16)			
2.0	B 5204 T3	5 81.00	166/226	DOHC	98→06						FOL156 (x20) →12/99		
2.5 Diesel	D 5252 T	5 81.00	103/140	SOHC	99→06	CAM442					FOL92 (x10)		
V40													
1.9 Diesel	D 4192 T	4 80.00	66/89	SOHC	95→99	CAM690							
V50													
1.6 Diesel	D 4164 T	4 75.00	80/109	DOHC	05→					FOL184 (x16)			
V70													
1.6 Diesel	D 4164 T	4 75.00	80/109	DOHC	10→					FOL184 (x16)			
V70 I													
2.0	B 5204 T2 B 5204 T3	5 81.00	132/180 166/226	DOHC	97→00						FOL156 (x20) →12/99		
2.5 Diesel	D 5252 T	5 81.00	103/140	SOHC	96→00	CAM442					FOL92 (x10)		
V70 II													
2.5 Diesel	D 5252 T	5 81.00	103/140	SOHC	00→	CAM442					FOL92 (x10)		

cc			kW/PS											
Bora														
1.4	AHW	4 76.50	55/75		00→05						FOL179 (x16)	FOL167 (x16)		
	APE/BCA		55/75	DOHC										
1.6	AEH	4 81.00	74/100	SOHC	98→05							FOL143 (x8)		
1.6	ATN/AUS/AZD	4 76.50	77/105	DOHC	00→05						FOL179 (x16)	FOL167 (x16)		
	BAD		81/110	DOHC										
1.6	AVU	4 81.00	75/102	SOHC	00→05	CAM745						FOL154 (x8)		
1.8	AGU	4 81.00	110/150	DOHC	00→05	CAM743						FOL133 (x12)	FOL141 (x8)	
						CAM744								
1.8	AUM	4 81.00	110/150	DOHC	00→05	CAM744						FOL133 (x12)	FOL141 (x8)	
1.8	AUQ	4 81.00	132/180	DOHC	02→05	CAM743								
						CAM744								
1.9 Diesel	AGP/AQM	4 79.50	50/68	SOHC	98→05	CAM670						FOL143 (x8)		
1.9 Diesel	AGR	4 79.50	66/89	SOHC	98→01	CAM671 Eng: 034859→						FOL143 (x8)		
1.9 Diesel	AJM	4 79.50	85/116	SOHC	98→05	CAM672						FOL175 (x8)		
	ARL		110/150	SOHC										
	ASZ		96/131	SOHC										
	ATD		74/100	SOHC										
	AUY		85/116	SOHC										
	AXR		74/100	SOHC										
1.9 Diesel	AHF	4 79.50	81/110	SOHC	98→01	CAM671						FOL143 (x8)		
	ALH		66/89	SOHC										
	ASV		81/110	SOHC										
2.0	APK/AQY/AZH/AZJ	4 82.50	85/116	SOHC	98→05							FOL143 (x8)		
2.3	AGZ	5 81.00	110/150	DOHC	98→00							FOL92 (x10)		
Caddy														
1.9 Diesel	BLS	4 79.50	77/105	SOHC	08→10	CAM672						FOL175 (x8)		
Caddy I														
1.6	EW	4 81.00	55/75	SOHC	83→92							FOL92 (x8)		
1.6 Diesel	JK/ME	4 76.50	40/54	SOHC	82→92	CAM393						FOL92 (x8)		
1.8	JH	4 81.00	70/95	SOHC	85→92	CAM411						FOL92 (x8)		
Caddy II														
1.4	AEX	4 76.50	40/44/ 54/60	SOHC	95→04	CAM808						FOL143 (x8)		
1.4	AUA	4 76.50	55/75	DOHC	00→04						FOL179 (x16)	FOL167 (x16)		
1.6	AEE	4 76.50	55/75	SOHC	95→00							FOL143 (x8)		
	1F		53/55/ 72/75	SOHC										
1.7 Diesel	AHB	4 79.50	42/57	SOHC	96→00	CAM668						FOL92 (x8)		
1.9 Diesel	1Z/AHU/ALE	4 79.50	66/89	SOHC	96→04	CAM441						FOL92 (x8)		

cc											
... Caddy II											
1.9 Diesel	1Y	4 79.50	47/50/ 64/68	SOHC	95→04	CAM440				FOL92 (x8)	
	AEF		47/64	SOHC							
1.9 Diesel	AEY	4 79.50	47/64	SOHC	95→04	CAM668				FOL143 (x8)	
1.9 Diesel	ALH	4 79.50	66/89	SOHC	96→04	CAM671				FOL143 (x8)	
1.9 Diesel	AYQ	4 79.50	47/64	SOHC	95→04	CAM670				FOL143 (x8)	
Caddy III											
1.4	BCA	4 76.50	55/75	DOHC	04→				FOL179 (x16)	FOL167 (x16)	
	BUD		59/80	DOHC							
1.9 Diesel	BJB/BLS	4 79.50	77/105	SOHC	04→	CAM672				FOL175 (x8)	
1.9 Diesel	BSU	4 79.50	55/75	SOHC	05→	CAM904				FOL175 (x8)	
2.0 Diesel	BMM	4 81.00	103/140	SOHC	07→	CAM904				FOL175 (x8)	
2.0	BSX	4 82.50	80/109	DOHC	06→					FOL143 (x16)	
Cordoba											
1.8	KR	4 81.00	98/133	DOHC	89→92					FOL92 (x16)	
1.8	PG	4 81.00	118/160	SOHC	88→93					FOL92 (x8)	
2.0	ZE	4 82.50	85/115	SOHC	93→95					FOL143 (x8)	
	ADY		85/116	SOHC							
2.0	9A	4 82.50	100/136	DOHC	91→95					FOL92 (x16)	
2.9	ABV	6 82.00	140/190	DOHC	91→95					FOL92 (x12)	
Crafter 30-35											
2.5 Diesel	BJJ	5 81.00	65/88	SOHC	06→					FOL92 (x10)	
	BJK		80/109	SOHC							
	BJL		100/136	SOHC							
	BJM		120/163	SOHC							
Crafter 30-50											
2.5 Diesel	BJJ	5 81.00	65/88	SOHC	06→					FOL92 (x10)	
	BJK		80/109	SOHC							
	BJL		100/136	SOHC							
	BJM		120/163	SOHC							
Derby											
1.0	HZ	4 75.00	33/37/ 45/50	SOHC	81→84					FOL92 (x8)	
1.3	HK	4 75.00	40/54	SOHC	83→84					FOL92 (x8)	
EOS											
2.0 Diesel	BMM	4 81.00	103/140	SOHC	06→	CAM904				FOL175 (x8)	
Fox											
1.4 Diesel	BNM	3 79.50	51/70	SOHC	05→	CAM673				FOL114 (x6)	
1.9 Diesel	ASY	4 79.50	47/64	SOHC	07→	CAM670				FOL143 (x8)	

cc			kW/PS											
Golf														
1.8	RM	4 81.00	64/87	SOHC	84→94								FOL92 (x8)	
Golf I														
1.3	HK	4 75.00	40/54	SOHC	83→86								FOL92 (x8)	
1.6 Diesel	CR	4 76.50	40/54	SOHC	80→83								FOL91 (x8)	Mechanical
1.6 Diesel	CY	4 76.50	51/69	SOHC	80→83	CAM393							FOL92 (x8)	
	JK		40/54	SOHC										
1.6	EW	4 81.00	55/75	SOHC	83→92								FOL92 (x8)	
	RE		53/72	SOHC										
1.8	2H	4 81.00	72/98	SOHC	83→93								FOL92 (x8)	
	EX		66/89	SOHC										
1.8	DX/EV	4 81.00	82/111	SOHC	82→93	CAM411							FOL92 (x8)	
	JH		70/95	SOHC										
	PB		82/111	SOHC										
Golf II														
1.0	HZ	4 75.00	33/37/ 45/50	SOHC	85→91								FOL92 (x8)	
1.3	2G/HK/MH	4 75.00	40/54	SOHC	83→92								FOL92 (x8)	
	NU		37/50	SOHC										
1.6 Diesel	IV	4 76.50	44/60	SOHC	83→91	CAM393							FOL92 (x8)	
	JP		40/54	SOHC										
	JR		51/70	SOHC										
	ME		40/54	SOHC										
	MF		51/70	SOHC										
	RA/SB		59/80	SOHC										
1.6	EZ	4 81.00	55/75	SOHC	83→92								FOL92 (x8)	
	PN		51/70	SOHC										
	RF		53/72	SOHC										
1.8	1H/PG	4 81.00	118/160	SOHC	86→91								FOL92 (x8)	
	RH		62/84	SOHC										
	RP		66/89	SOHC										
1.8	1P	4 81.00	72/98	SOHC	83→91	CAM411							FOL92 (x8)	
	DX/EV		82/111	SOHC										
	GX		66/89	SOHC										
	PB		82/111	SOHC										
	PF/RD		79/107	SOHC										
1.8	KR	4 81.00	98/133	DOHC	86→91								FOL92 (x16)	
	PL		95/129	DOHC										

cc														
Golf III														
1.3	2G	4 75.00	40/54	SOHC		91→92								FOL92 (x8)
1.4	ABD	4 75.00	40/44/ 55/60	SOHC		91→99								FOL143 (x8)
1.4	AEX	4 76.50	40/44/ 54/60	SOHC		91→99	CAM808							FOL143 (x8)
1.6	ABU/AEA/AEE	4 76.50	55/75	SOHC		92→99								FOL143 (x8)
	AEK/AFT/AKS	81.00	74/100	SOHC										
1.8	AAM	4 81.00	55/75	SOHC		91→99								FOL143 (x8)
	ABS/ADZ		66/89	SOHC										
1.9 Diesel	1Y	4 79.50	47/50/ 64/68	SOHC		91→99	CAM440							FOL92 (x8)
	AAZ		55/75	SOHC										
1.9 Diesel	1Z	4 79.50	66/89	SOHC		93→99	CAM441							FOL92 (x8)
	AFN		81/110	SOHC										
	AHU/ALE		66/89	SOHC										
1.9 Diesel	AEY	4 79.50	47/64	SOHC		95→99	CAM668							FOL143 (x8)
2.0	2E	4 82.50	85/115	SOHC		91→99								FOL143 (x8)
	ADY		85/116	SOHC										
	AEP		79/107	SOHC										
	AGG		85/116	SOHC										
2.0	ABF	4 82.50	110/150	DOHC		92→97	CAM739							FOL92 (x16)
							CAM740							
2.8	AAA	6 81.00	128/174	DOHC		92→97								FOL92 (x12)
2.9	ABV	6 82.00	140/190	DOHC		94→99								FOL92 (x12)
Golf IV														
1.4	AHW	4 76.50	55/75			97→						FOL179 (x16)	FOL167 (x16)	
	APE/BCA		55/75	DOHC										
1.6	AEH/AFT/AKS	4 81.00	74/100	SOHC		97→02								FOL143 (x8)
1.6	ATN/AUS/AZD	4 76.50	77/105	DOHC		00→						FOL179 (x16)	FOL167 (x16)	
	BAD		81/110	DOHC										
	BAG		85/115	DOHC										
1.6	AVU	4 81.00	75/102	SOHC		00→	CAM745							FOL154 (x8)
1.8	AAM	4 81.00	55/75	SOHC		98→02								FOL143 (x8)
	ADZ		66/89	SOHC										
1.8	AGU/ARZ	4 81.00	110/150	DOHC		97→	CAM743							FOL133 (x12)
							CAM744							FOL141 (x8)
1.8	AUM	4 81.00	110/150	DOHC		97→	CAM744							FOL133 (x12)
														FOL141 (x8)
1.8	AUQ	4 81.00	132/180	DOHC		01→05	CAM743							
							CAM744							
1.9 Diesel	AAZ	4 79.50	55/75	SOHC		97→99	CAM440							FOL92 (x8)

cc			kW/PS									
----	--	--	-------	--	--	--	--	--	--	--	--	--

... Golf IV												
1.9 Diesel	AFN	4 79.50	81/110	SOHC	98→02	CAM441					FOL192 (x8)	
	AHU/ALE AVG		66/89 81/110	SOHC SOHC								
1.9 Diesel	AGP/AQM	4 79.50	50/68	SOHC	97→	CAM670					FOL143 (x8)	
1.9 Diesel	AGR	4 79.50	66/89	SOHC	97→06	CAM671 Eng: 034859→					FOL143 (x8)	
1.9 Diesel	AJM	4 79.50	85/116	SOHC	98→	CAM672					FOL175 (x8)	
	ARL ASZ ATD AUY AXR		110/150 96/131 74/100 85/116 74/100	SOHC SOHC SOHC SOHC SOHC								
1.9 Diesel	AHF	4 79.50	81/110	SOHC	97→06	CAM671					FOL143 (x8)	
	ALH ASV		66/89 81/110	SOHC SOHC								
2.0	AGG/APK/AQY/AZH/AZJ/BEH	4 82.50	85/116	SOHC	98→						FOL143 (x8)	
2.3	AGZ	5 81.00	110/150	DOHC	97→						FOL92 (x10)	
2.8	AAA	6 81.00	128/174	DOHC	97→99						FOL92 (x12)	

Golf Plus												
1.4	BCA	4 76.50	55/75	DOHC	05→					FOL179 (x16)	FOL167 (x16)	
	BUD/CGGA		59/80	DOHC								
1.9 Diesel	BKC/BLS	4 79.50	77/105	SOHC	05→	CAM672					FOL175 (x8)	
	BRU BXE BXF		66/89 77/105 66/90	SOHC SOHC SOHC								
1.9 Diesel	BXJ	4 79.50	66/90	SOHC	05→	CAM904					FOL175 (x8)	
2.0 Diesel	AZV	4 81.00	100/136	DOHC	05→	CAM651					FOL104 (x16)	Mechanical
2.0 Diesel	BMM	4 81.00	103/140	SOHC	05→	CAM904					FOL175 (x8)	

Golf V												
1.4	BCA	4 76.50	55/75	DOHC	03→					FOL179 (x16)	FOL167 (x16)	
	BKG BUD		66/89 59/80	DOHC DOHC								
1.6	BAG	4 76.50	85/115	DOHC	03→					FOL179 (x16)	FOL167 (x16)	
1.9 Diesel	BKC/BLS	4 79.50	77/105	SOHC	03→	CAM672					FOL175 (x8)	
	BRU BXE BXF		66/89 77/105 66/90	SOHC SOHC SOHC								
1.9 Diesel	BXJ	4 79.50	66/90	SOHC	04→	CAM904					FOL175 (x8)	
2.0 Diesel	AZV	4 81.00	100/136	DOHC	03→	CAM651					FOL104 (x16)	Mechanical
2.0	BHY	4 82.50	85/115	SOHC	06→						FOL143 (x8)	

cc											
... Golf V											
2.0 Diesel	BMM	4 81.00	103/140	SOHC	04→	CAM904				FOL175 (x8)	
Golf VI											
1.4	BUD/CGGA	4 76.50	59/80	DOHC	08→				FOL179 (x16)	FOL167 (x16)	
2.0 Diesel	BMM	4 81.00	103/140	SOHC	09→	CAM904				FOL175 (x8)	
Jetta I											
1.6 Diesel	CR	4 76.50	40/54	SOHC	80→84					FOL91 (x8)	Mechanical
1.6 Diesel	CY	4 76.50	51/69	SOHC	80→84	CAM393				FOL92 (x8)	
	JK		40/54	SOHC							
1.6	EW	4 81.00	55/75	SOHC	82→83					FOL92 (x8)	
1.8	DX	4 81.00	82/111	SOHC	82→84	CAM411				FOL92 (x8)	
Jetta II											
1.3	ZG/HK/MH	4 75.00	40/54	SOHC	84→91					FOL92 (x8)	
1.6 Diesel	1V	4 76.50	44/60	SOHC	84→91	CAM393				FOL92 (x8)	
	JP		40/54	SOHC							
	JR		51/70	SOHC							
	ME		40/54	SOHC							
	MF		51/70	SOHC							
	RA/SB		59/80	SOHC							
1.6	EZ	4 81.00	55/75	SOHC	84→92					FOL92 (x8)	
	PN		51/70	SOHC							
	RF		53/72	SOHC							
1.8	1P	4 81.00	72/98	SOHC	84→91	CAM411				FOL92 (x8)	
	EV		82/111	SOHC							
	GX		66/89	SOHC							
	PB		82/111	SOHC							
	PF/RD		79/107	SOHC							
	RV		77/105	SOHC							
1.8	KR	4 81.00	98/133	DOHC	86→91					FOL92 (x16)	
	PL		95/129	DOHC							
1.8	RH	4 81.00	62/84	SOHC	86→91					FOL92 (x8)	
	RP		66/89	SOHC							
2.0	9A	4 82.50	100/136	DOHC	89→92					FOL92 (x16)	
Jetta III											
1.9 Diesel	BKC/BLS/BXE	4 79.50	77/105	SOHC	05→	CAM672				FOL175 (x8)	
2.0 Diesel	AZV	4 81.00	100/136	DOHC	05→	CAM651				FOL104 (x16)	Mechanical
2.0 Diesel	BMM	4 81.00	103/140	SOHC	05→	CAM904				FOL175 (x8)	
Logus											
1.8	RM	4 81.00	64/87	SOHC	93→94					FOL92 (x8)	

cc			kW/PS								
LT 28-35											
2.4	1E	6 76.50	70/95	SOHC	89→96					FOL92 (x12)	
2.4 Diesel	1G	6 76.50	68/92	SOHC	91→96	CAM447				FOL92 (x12)	
	ACL		70/95	SOHC							
2.4 Diesel	DV	6 76.50	75/80/ 102/109	SOHC	91→92	CAM447 01/90→				FOL92 (x12) 01/90→ FOL91 (x12) →12/89	Mechanical
LT 28-46											
2.5 Diesel	AGX	5 81.00	55/75		96→	CAM442				FOL92 (x10)	
	AHD		75/102	SOHC							
	ANJ		80/109								
	APA		66/89	SOHC							
	AVR		80/109	SOHC							
	BBE		61/82	SOHC							
	BBF		70/95	SOHC							
LT 28-55											
2.4 Diesel	1G	6 76.50	68/92	SOHC	88→96	CAM447				FOL92 (x12)	
	1S		51/70	SOHC							
	ACL		70/95	SOHC							
	ACT		51/70	SOHC							
2.4 Diesel	CP	6 76.50	55/75	SOHC	78→93	CAM447 01/90→				FOL92 (x12) 01/90→ FOL91 (x12) →12/89	Mechanical
	DV		75/80/ 102/109	SOHC							
	DW		55/57/ 75/78	SOHC							
LT 40-55											
2.4	1E	6 76.50	70/95	SOHC	88→96					FOL92 (x12)	
2.4 Diesel	1G	6 76.50	68/92	SOHC	91→96	CAM447				FOL92 (x12)	
	ACL		70/95	SOHC							
2.4 Diesel	DV	6 76.50	75/80/ 102/109	SOHC	79→92	CAM447 01/90→				FOL92 (x12) 01/90→ FOL91 (x12) →12/89	Mechanical
	DW		55/57/ 75/78	SOHC							
LT28-50											
2.4 Diesel	1S	6 76.50	51/70	SOHC	91→96	CAM447				FOL92 (x12)	
	ACL		70/95	SOHC							
2.4 Diesel	DW	6 76.50	55/57/ 75/78	SOHC	91→92	CAM447 01/90→				FOL92 (x12) 01/90→ FOL91 (x12) →12/89	Mechanical
LT40-55											
2.4 Diesel	1G	6 76.50	68/92	SOHC	88→91	CAM447				FOL92 (x12)	

cc			Ø	KW/PS								
Lupo												
1.0	AER	4	37/50	67.10	SOHC	98→05					FOL143 (x8)	
1.0	ANV	4	37/50	67.10	SOHC	98→05					FOL167 (x8)	
1.4	AFK	4	74/100	76.50	DOHC	98→05				FOL179 (x16)	FOL167 (x16)	
	AHW		55/75		DOHC							
	APE		55/75		DOHC							
	ARR		77/105		DOHC							
	AUA		55/75		DOHC							
	AUB		74/100		DOHC							
	BBY		55/75		DOHC							
1.4 Diesel	AMF	3	55/75	79.50	SOHC	99→05	CAM673				FOL114 (x8)	
1.6	AVY	4	92/125	76.50	DOHC	00→05				FOL179 (x16)	FOL167 (x16)	
1.7 Diesel	AKU	4	44/60	79.50	SOHC	98→05	CAM668				FOL92 (x8)	
Multivan V												
1.9 Diesel	AXB	4	77/105	79.50	SOHC	03→	CAM672				FOL175 (x8)	
1.9 Diesel	BRR	4	62/84	79.50	SOHC	06→	CAM904				FOL175 (x8)	
	BRS		75/102		SOHC							
2.0	AXA	4	85/116	82.50	SOHC	03→					FOL143 (x8)	
2.5 Diesel	AXD	5	96/131	81.00	SOHC	03→	CAM730				FOL114 (x10)	
	AXE		128/174		SOHC							
2.5 Diesel	BNZ	5	96/131	81.00	SOHC	03→	CAM912				FOL114 (x10)	
New Beetle												
1.4	BCA	4	55/75	76.50	DOHC	01→				FOL179 (x16)	FOL167 (x16)	
1.6	AWH	4	74/100	81.00	SOHC	99→00					FOL143 (x8)	
1.8	AGU/APH/AVC	4	110/150	81.00	DOHC	99→	CAM743				FOL133 (x12)	FOL141 (x8)
							CAM744					
1.8	AWP	4	132/180	81.00	DOHC	99→	CAM744				FOL133 (x12)	FOL141 (x8)
	AWU/AWW/BKF		110/150		DOHC							
	BNU		132/180		DOHC							
1.9 Diesel	ALH	4	66/89	79.50	SOHC	98→04	CAM671				FOL143 (x8)	
1.9 Diesel	ATD/AXR	4	74/100	79.50	SOHC	01→	CAM672				FOL175 (x8)	
	BSW		77/105		SOHC							
2.0	APK/AQY/AZJ	4	85/116	82.50	SOHC	98→					FOL143 (x8)	
Parati												
1.8	JH	4	70/95	81.00	SOHC	87→94	CAM411				FOL92 (x8)	
1.8	RM	4	64/87	81.00	SOHC	91→94					FOL92 (x8)	
1.9 Diesel	1Y	4	47/50/64/68	79.50	SOHC	02→	CAM440				FOL92 (x8)	

cc			kW/PS											
Passat														
1.6	1F	4 81.00	53/55/ 72/75 74/100	SOHC SOHC	88→00								FOL143 (x8)	
	AEK/AFT/AHL													
1.6	ALZ	4 81.00	74/100	SOHC	00→05	CAM745							FOL154 (x8)	
1.6 Diesel	CR	4 76.50	40/54	SOHC	79→88								FOL91 (x8)	Mechanical
1.6 Diesel	CY	4 76.50	51/69	SOHC	80→93	CAM393							FOL92 (x8)	
	JK RA/SB		40/54 59/80	SOHC SOHC										
1.6	DT/EZ	4 81.00	55/75	SOHC	80→91								FOL92 (x8)	
	PP RL		51/70 53/72	SOHC										
1.8	AAM	4 81.00	55/75	SOHC	88→97								FOL143 (x8)	
	ABS/ADZ		66/89	SOHC										
1.8	AEB/ANB/APU	4 81.00	110/150	DOHC	96→00	CAM743 ■ CAM744 ■							FOL133 ■ (x12) FOL141 ■ (x8)	
1.8	AWM	4 81.00	125/170	DOHC	00→05	CAM744 ■							FOL133 ■ (x12) FOL141 ■ (x8)	
	AWT		110/150	DOHC										
1.8	KR	4 81.00	98/133	DOHC	88→93								FOL92 (x16)	
1.8	DZ/PB	4 81.00	82/111	SOHC	83→93	CAM411							FOL92 (x8)	
	PF		79/107	SOHC										
1.8	DS	4 81.00	66/89	SOHC	83→97								FOL92 (x8)	
	PG RM RP		118/160 64/87 66/89	SOHC SOHC SOHC										
1.9 Diesel	1Y	4 79.50	47/50/ 64/68 55/75	SOHC SOHC	89→97	CAM440							FOL92 (x8)	
	AAZ													
1.9 Diesel	1Z	4 79.50	66/89	SOHC	88→00	CAM441							FOL92 (x8)	
	AFN AHU AVG		81/110 66/89 81/110	SOHC SOHC SOHC										
1.9 Diesel	AJM	4 79.50	85/116	SOHC	98→	CAM672							FOL175 (x8)	
	ATJ AVB AVF/AWX BKC/BLS/BXE		85/116 74/100 96/131 77/105	SOHC SOHC SOHC SOHC										
2.0	2E	4 82.50	85/115	SOHC	90→05								FOL143 (x8)	
	ADY AEP AGG/AZM		85/116 79/107 85/116	SOHC SOHC SOHC										
2.0	9A	4 82.50	100/136	DOHC	88→93								FOL92 (x16)	
2.0	ABF	4 82.50	110/150	DOHC	94→97	CAM739 ■ CAM740 ■							FOL92 (x16)	
2.0 Diesel	BMP	4 81.00	103/140	SOHC	05→	CAM904							FOL175 (x8)	

cc											
... Passat											
2.0	JS	5 81.00	85/115	SOHC	83→88					FOL92 (x10)	
2.2	JT	5 81.00	88/120	SOHC	85→88					FOL92 (x10)	
	KV		100/136	SOHC							
	KX		85/116	SOHC							
2.3	AGZ	5 81.00	110/150	DOHC	96→00					FOL92 (x10)	
2.5 Diesel	AFB/AKN	6 78.30	110/150	DOHC	98→05				FOL159 (x24)	FOL158 (x24) TTP4 (x24)	
						CAM700 ■ Cyl 1-3					
						CAM702 ■ Cyl 1-3					
						CAM701 ■ Cyl 4-6					
						CAM703 ■ Cyl 4-6					
2.8	AAA	6 81.00	128/174	DOHC	91→97					FOL92 (x12)	
2.9	ABV	6 82.00	140/190	DOHC	94→97					FOL92 (x12)	
Pointer											
1.8	RM	4 81.00	64/87	SOHC	93→94					FOL92 (x8)	
Polo											
1.0	AAK/AAU	4 75.00	33/44	SOHC	85→99					FOL92 (x8)	
	AEV		33/45	SOHC							
	HZ		33/37/ 45/50	SOHC							
1.0	AER	4 67.10	37/50	SOHC	96→01					FOL143 (x8)	
1.2	AZQ	3 76.50	47/64	DOHC	01→				FOL179 (x12)	FOL167 (x12)	
	BZG		51/69	DOHC							
	CGPA		51/70	DOHC							
	CGPB		44/60	DOHC							
1.3	ADX	4 76.50	40/54	SOHC	94→95					FOL143 (x8)	
1.3 P/D	ZG	4 75.00	40/54	SOHC	83→94					FOL92 (x8)	
	3F		55/57/ 75/78	SOHC							
	AAV/HK/MH		40/54	SOHC							
	MN		33/44	SOHC							
	PY		85/115	SOHC							
1.4 Diesel	1W	4 75.00	35/47	SOHC	90→94					FOL92 (x8)	
1.4	AEX	4 76.50	40/44/ 54/60	SOHC	95→01	CAM808				FOL143 (x8)	

cc			kW/PS								
...	Polo										
1.4	AFK	4 76.50	74/100	DOHC	99→				FOL179 (x16)	FOL167 (x16)	
	AHW		55/75								
	APE/AUA		55/75	DOHC							
	AUB		74/100	DOHC							
	AXU		63/86								
	BBY		55/75								
	BBZ		74/100	DOHC							
	BUD		59/80	DOHC							
	CGGB		63/85	DOHC							
1.4 Diesel	AMF	3 79.50	55/75	SOHC	99→	CAM673				FOL114 (x6)	
	BAY		55/75								
	BMS		59/80	SOHC							
	BNM		51/70	SOHC							
1.6	AEA/AEE	4 76.50	55/75	SOHC	94→01					FOL143 (x8)	
	1F		53/55/	SOHC							
	AEH/AFT	81.00	72/75								
			74/100	SOHC							
1.6	AJV	4 76.50	88/120	DOHC	98→01				FOL179 (x16)	FOL167 (x16)	
	ARC/AVY		92/125	DOHC							
1.7 Diesel	AHG	4 79.50	42/57	SOHC	97→01	CAM668				FOL92 (x8)	
	AKU		44/60	SOHC							
	AKW		42/57	SOHC							
1.8	ADD/ADZ	4 81.00	66/89	SOHC	97→01					FOL143 (x8)	
1.8	BBU	4 81.00	132/180	DOHC	05→	CAM744				FOL133 (x12)	FOL141 (x8)
	BJX		110/150	DOHC							
1.9 Diesel	1Y	4 79.50	47/50/ 64/68	SOHC	94→01	CAM440				FOL92 (x8)	
	AEF		47/64	SOHC							
1.9 Diesel	AEY	4 79.50	47/64	SOHC	95→01	CAM668				FOL143 (x8)	
1.9 Diesel	AFN	4 79.50	81/110	SOHC	96→01	CAM441				FOL92 (x8)	
	AHU/ALE		66/89	SOHC							
1.9 Diesel	AGD	4 79.50	47/64	SOHC	96→01	CAM668				FOL92 (x8)	
1.9 Diesel	AGP/AQM	4 79.50	50/68	SOHC	99→	CAM670				FOL143 (x8)	
	ASY		47/64	SOHC							
1.9 Diesel	AGR	4 79.50	66/89	SOHC	96→01	CAM671 Eng: 034859→				FOL143 (x8)	
1.9 Diesel	ALH	4 79.50	66/89	SOHC	96→01	CAM671				FOL143 (x8)	
	ASV		81/110	SOHC							
1.9 Diesel	ASZ	4 79.50	96/131	SOHC	01→	CAM672				FOL175 (x8)	
	ATD/AXR		74/100	SOHC							
	BLT		96/131	SOHC							
1.9 Diesel	BMT	4 79.50	74/101	SOHC	01→	CAM904				FOL175 (x8)	
2.0	ADC	4 82.50	85/116	SOHC	99→					FOL143 (x8)	
	BBX		85/115	SOHC							









cc										
Santana										
1.6 Diesel	CR	4 76.50	40/54	SOHC	81→84				FOL91 (x8)	Mechanical
1.6 Diesel	CY	4 76.50	51/69	SOHC	81→84	CAM393			FOL92 (x8)	
	JK		40/54	SOHC						
1.6	DT	4 81.00	55/75	SOHC	81→84				FOL92 (x8)	
1.8	DS	4 81.00	66/89	SOHC	83→94				FOL92 (x8)	
2.0	JS	5 81.00	85/115	SOHC	83→84				FOL92 (x10)	
Saveiro										
1.6	1F	4 81.00	53/55/ 72/75	SOHC	90→02				FOL143 (x8)	
1.6	EW	4 81.00	55/75	SOHC	90→02				FOL92 (x8)	
1.6 Diesel	SB	4 76.50	59/80	SOHC	91→96	CAM393			FOL92 (x8)	
Scirocco										
1.6	EW	4 81.00	55/75	SOHC	83→90				FOL92 (x8)	
	RE		53/72	SOHC						
1.8	DX/EV	4 81.00	82/111	SOHC	82→92	CAM411			FOL92 (x8)	
	JH		70/95	SOHC						
	PB		82/111	SOHC						
1.8	EX	4 81.00	66/89	SOHC	83→92				FOL92 (x8)	
1.8	KR	4 81.00	98/133	DOHC	85→92				FOL92 (x16)	
	PL		95/129	DOHC						
Sharan										
1.8	AJH/AWC	4 81.00	110/150	DOHC	97→	CAM743			FOL133 (x12)	
						CAM744			FOL141 (x8)	
1.9 Diesel	1Z	4 79.50	66/89	SOHC	95→	CAM441			FOL92 (x8)	
	AFN		81/110	SOHC						
	AHU		66/89	SOHC						
	AVG		81/110	SOHC						
1.9 Diesel	ANU	4 79.50	66/89	SOHC	95→	CAM672			FOL175 (x8)	
	ASZ		96/131	SOHC						
	AUY		85/116	SOHC						
	BTB		110/150	SOHC						
1.9 Diesel	BVK	4 79.50	85/115	SOHC	00→	CAM904			FOL175 (x8)	
2.0	ABF	4 82.50	110/150	DOHC	95→00	CAM739			FOL92 (x16)	
						CAM740				
2.0	ADY/ATM	4 82.50	85/116	SOHC	95→				FOL143 (x8)	
2.0 Diesel	BRT	4 81.00	103/140	DOHC	05→	CAM904			FOL175 (x8)	
2.8	AAA	6 81.00	128/174	DOHC	95→00				FOL92 (x12)	









cc			kW/PS									
Spacefox												
1.9 Diesel	ASY	4 79.50	47/64	SOHC	07→	CAM670					FOL143 (x8)	
Touareg												
2.5 Diesel	BAC	5 81.00	128/174	SOHC	03→	CAM730					FOL114 (x10)	
Touran												
1.6	BAG	4 76.50	85/115	DOHC	03→					FOL179 (x16)	FOL167 (x16)	
1.9 Diesel	AVQ	4 79.50	74/100	SOHC	03→	CAM672					FOL175 (x8)	
	BKC/BLS		77/105	SOHC								
	BRU		66/89	SOHC								
	BXE		77/105	SOHC								
	BXF		66/90	SOHC								
1.9 Diesel	BXJ	4 79.50	66/90	SOHC	04→	CAM904					FOL175 (x8)	
2.0 Diesel	AZV	4 81.00	100/136	DOHC	03→	CAM651					FOL104 (x16)	Mechanical
2.0 Diesel	BMM	4 81.00	103/140	SOHC	05→	CAM904					FOL175 (x8)	
2.0	BSX	4 82.50	80/109	DOHC	06→						FOL143 (x16)	
Transporter IV												
1.8	PD	4 81.00	49/67	SOHC	90→92						FOL92 (x8)	
1.9 Diesel	1X	4 79.50	44/60	SOHC	90→03	CAM440					FOL92 (x8)	
	ABL		50/68	SOHC								
2.0	AAC	4 81.00	62/84	SOHC	90→03						FOL143 (x8)	
2.4 Diesel	AAB	5 79.50	57/77	SOHC	90→03	CAM630					FOL92 (x10)	
	AJA		55/75									
2.5	AAF/ACU/AET/AEU	5 81.00	81/110	SOHC	90→03						FOL143 (x10)	
	APL/AVT		85/116	SOHC								
2.5 Diesel	ACV	5 81.00	74/100	SOHC	95→03	CAM442					FOL92 (x10)	
	AHY		111/151									
	AJT		65/88									
	AUF		75/102									
	AXG		111/151	SOHC								
	AXL/AYC		75/102	SOHC								
	AYY		65/88	SOHC								
2.8	AES	6 81.00	103/140	SOHC	95→00						FOL92 (x12)	
Transporter T4												
1.6	EZ	4 81.00	55/75	SOHC	92→00						FOL92 (x8)	
2.8	AES	6 81.00	103/140	SOHC	96→00						FOL92 (x12)	

cc										
		Ø	kW/PS					KIT		
Transporter V										
1.9 Diesel	AXB	4	77/105	SOHC	03→	CAM672				FOL175 (x8)
	AXC	79.50	63/85	SOHC						
1.9 Diesel	BRR	4	62/84	SOHC	06→	CAM904				FOL175 (x8)
	BRS	79.50	75/102	SOHC						
2.0	AXA	4	85/116	SOHC	03→					FOL143 (x8)
2.5 Diesel	AXD	5	96/131	SOHC	03→	CAM730				FOL114 (x10)
	AXE	81.00	128/174	SOHC						
2.5 Diesel	BNZ	5	96/131	SOHC	03→	CAM912				FOL114 (x10)
		81.00								
Vento										
1.4	ABD	4	40/44/	SOHC	91→98					FOL143 (x8)
		75.00	55/60							
1.4	AEX	4	40/44/	SOHC	91→98	CAM808				FOL143 (x8)
		76.50	54/60							
1.6	ABU/AEA/AEE	4	55/75	SOHC	92→98					FOL143 (x8)
	AEK/AFT	76.50	74/100	SOHC						
		81.00								
1.8	AAM	4	55/75	SOHC	91→98					FOL143 (x8)
	ABS/ADZ	81.00	66/89	SOHC						
1.9 Diesel	1Y	4	47/50/	SOHC	91→98	CAM440				FOL92 (x8)
	AAZ	79.50	64/68	SOHC						
1.9 Diesel	1Z	4	66/89	SOHC	93→98	CAM441				FOL92 (x8)
	AFN	79.50	81/110	SOHC						
	AHU/ALE		66/89	SOHC						
1.9 Diesel	AEY	4	47/64	SOHC	97→98	CAM668				FOL143 (x8)
		79.50								
2.0	AAC	4	62/84	SOHC	91→98					FOL143 (x8)
	ZE	81.00	85/115	SOHC						
	ADY	82.50	85/116	SOHC						
	AEP		79/107	SOHC						
	AGG		85/116	SOHC						
2.8	AAA	6	128/174	DOHC	92→98					FOL92 (x12)
		81.00								
Voyage										
1.0	AER	4	37/50	SOHC	96→01					FOL143 (x8)
		67.10								
1.8	RM	4	64/87	SOHC	84→88					FOL92 (x8)
		81.00								
1.9 Diesel	1Y	4	47/50/	SOHC	96→01	CAM440				FOL92 (x8)
		79.50	64/68							
1.9 Diesel	1Z	4	66/89	SOHC	99→01	CAM441				FOL92 (x8)
		79.50								

NUMERICAL PARTS LIST

Nummerische Teilenummernliste • Elenco riferimenti • Liste des références produits
Lista de referencias • Lista numeryczna części • Список номеров деталей









							
CAM49 FORD	30, 31, 35, 36, 37	CAM440 AUDI	2	CAM650 OPEL	56, 59, 62, 63	CAM690 RENAULT	73, 74
CAM52 FORD	30, 35, 36, 37	SEAT	79, 80, 81, 82	SAAB	77	VOLVO	99
CAM77 VOLVO	98, 99	SKODA	84	VAUXHALL	91, 92, 95, 96, 97	CAM693 MERCEDES-BENZ	44, 45, 46, 47, 49, 50
CAM78 VOLVO	98, 99	VW	101, 103, 107, 108, 110, 112, 113	CAM651 ALFA ROMEO	1	CAM694 MERCEDES-BENZ	44, 45, 46, 47, 49, 50
CAM80 VOLVO	98	CAM441 AUDI	2, 5, 6, 7	FIAT	24, 26	CAM700 AUDI	5, 6, 7
CAM185 FORD	30, 31, 32, 33, 35, 36	FORD	35	LANCIA	42	SKODA	85
CAM186 FORD	31, 32, 33, 35, 36, 37	SEAT	78, 79, 80, 83	VW	104, 105, 112	VW	109
CAM316 BEDFORD	11	VW	100, 103, 104, 108, 110, 111, 113	CAM652 ALFA ROMEO	1	CAM701 AUDI	5, 6, 7
OPEL	54, 57, 59, 60, 61	CAM442 AUDI	3, 4, 6	FIAT	26	SKODA	85
VAUXHALL	90, 92, 93, 94	VOLVO	98, 99	LANCIA	42	VW	109
CAM317 OPEL	54, 59, 60	VW	106, 112	CAM653 FIAT	24, 25, 26, 27, 28	CAM702 AUDI	5, 6, 7
VAUXHALL	90, 92, 93	CAM444 CITROËN	14	CAM654 ALFA ROMEO	1	SKODA	85
CAM326 OPEL	54, 55, 59, 61, 62	HONDA	38	FIAT	24, 25, 26, 27, 28	VW	109
VAUXHALL	93	PEUGEOT	65, 67, 68	LANCIA	42	CAM703 AUDI	5, 6, 7
CAM341 OPEL	54, 59, 60	ROVER	76	CAM659 MERCEDES-BENZ	44, 45, 46, 47, 48, 49	SKODA	85
VAUXHALL	90, 92, 93	CAM447 VOLVO	98	CAM661 MERCEDES-BENZ	44, 46, 47, 48	VW	109
CAM354 CITROËN	14, 16, 17, 18, 19, 20, 21	VW	106	CAM662 MERCEDES-BENZ	44, 46, 47	CAM706 NISSAN	53
LADA	41	CAM451 OPEL	55, 57, 58, 60	CAM663 MERCEDES-BENZ	44, 46, 47, 48	OPEL	61, 63
CAM359 BEDFORD	11	VAUXHALL	91, 94, 96	CAM664 DACIA	22	RENAULT	71, 72, 73, 74, 75
DAEWOO	23	CAM452 OPEL	55, 57, 58, 60, 63	OPEL	54	VAUXHALL	95, 97
OPEL	55, 56, 58, 60, 62, 63	VAUXHALL	90, 91, 92, 93, 94, 95, 96, 97	RENAULT	71, 72, 73, 74, 75	CAM711 FIAT	24, 25, 26, 27, 28
VAUXHALL	90, 92, 93	CAM453 OPEL	57, 58	VAUXHALL	90	LANCIA	42
CAM361 OPEL	55, 57, 59, 60, 61, 62, 63	VAUXHALL	94, 96	CAM665 RENAULT	71, 72, 75	CAM712 FIAT	24, 25, 26, 27, 28
VAUXHALL	91, 92, 93, 94, 95, 96	CAM456 OPEL	55, 56, 57, 58, 61, 62, 63	AUDI	2, 5, 6, 7	LANCIA	42
CAM364 OPEL	54, 55, 56, 60, 63	VAUXHALL	91, 92, 94, 95, 97	SEAT	79, 80, 81	CAM713 FIAT	24, 25, 26, 27, 28
VAUXHALL	90, 92, 93	CAM457 OPEL	55, 56, 57, 58, 61, 62, 63	VW	100, 101, 103, 107, 110, 113	LANCIA	42
CAM365 BEDFORD	11	VAUXHALL	91, 94, 95, 97	CAM670 SEAT	79, 80, 81, 82, 83	CAM714 FIAT	24, 25, 26, 27, 28
OPEL	55, 57, 60, 62	CAM458 BMW	12, 13	SKODA	84	LANCIA	42
VAUXHALL	90, 91, 93, 96	OPEL	62	VW	100, 101, 104, 110, 112	CAM716 FIAT	24, 25, 26, 28
CAM366 OPEL	54, 57, 59, 60, 61	CAM459 CITROËN	14, 21	CAM671 AUDI	4	CAM717 FIAT	24, 25, 26, 28
VAUXHALL	93, 94, 96	PEUGEOT	65, 67, 68	SEAT	79, 80, 82, 83	CITROËN	16
CAM367 OPEL	61, 62	CAM461 CITROËN	14, 18, 19, 20	SKODA	84	FIAT	24, 25
CAM368 OPEL	58	NISSAN	53	VW	100, 101, 104, 107, 110	IVECO	40
CAM369 OPEL	55, 56, 57, 58, 59, 60	PEUGEOT	64	CAM672 AUDI	4, 5, 6	OPEL	54, 61
VAUXHALL	90, 91, 92, 94, 95, 96	ROVER	76	FORD	35	RENAULT	73, 75
CAM373 CITROËN	14, 15, 16, 17, 18, 19, 20, 21	CAM462 OPEL	54, 55, 56, 57, 59, 62, 63	SKODA	84, 85	VAUXHALL	90, 95
PEUGEOT	65, 66, 67, 68, 69, 70	VAUXHALL	90, 91, 92, 94, 95, 96, 97	VW	100, 101, 104, 105, 107, 108, 110, 111, 112, 113	CAM718 CITROËN	16
CAM376 FORD	30, 31, 32, 33, 34, 35, 36, 37	CAM463 OPEL	54, 55, 56, 57, 59, 62, 63	CAM673 AUDI	4	FIAT	24, 25
CAM377 MERCEDES-BENZ	44, 45, 47, 48, 50	VAUXHALL	90, 91, 92, 94, 95, 96, 97	SEAT	78, 81	LANCIA	42
CAM378 CITROËN	14	CAM464 OPEL	54, 55, 56, 57, 59, 62, 63	SKODA	84, 85	CAM719 FIAT	26, 28, 29
PEUGEOT	65, 66, 67, 68	VAUXHALL	90, 91, 92, 94, 95, 96, 97	VW	101, 107, 110	LANCIA	42
CAM382 FORD	30, 31, 33, 37	CAM517 FIAT	24, 27, 28	CAM674 CITROËN	16, 18, 19	CAM724 OPEL	56, 57, 58, 59, 61
CAM383 FORD	30, 31, 32, 33, 36	CAM540 CITROËN	14, 16, 17, 18, 21	PEUGEOT	68	VAUXHALL	91, 92, 94, 95
CAM389 MITSUBISHI	52	PEUGEOT	64, 65	CAM676 CITROËN	17, 19	CAM725 OPEL	56, 57, 58, 59, 61
CAM390 HYUNDAI	39	RENAULT	74	PEUGEOT	68, 69	VAUXHALL	91, 92, 94, 95
MITSUBISHI	52	TALBOT	88	CAM677 CITROËN	17	CAM726 CITROËN	15, 19, 20
CAM391 FIAT	24, 25, 27, 29	CAM559 OPEL	57, 59	PEUGEOT	69	FORD	34, 35
CAM393 AUDI	2, 3	VAUXHALL	96	CAM678 CITROËN	17	MAZDA	43
VW	100, 102, 105, 108, 111	CAM627 MERCEDES-BENZ	44, 45, 47, 49, 50	PEUGEOT	69	PEUGEOT	65, 67, 69
CAM394 BMW	12, 13	SSANGYONG	86	CAM679 CITROËN	14, 15, 16, 17, 18, 19, 20	CAM727 DACIA	22
CAM402 OPEL	55, 60, 61, 63	CAM628 MERCEDES-BENZ	49	FIAT	25, 28, 29	NISSAN	53
VAUXHALL	92, 93	CAM629 MERCEDES-BENZ	49	LANCIA	42	RENAULT	71, 72, 73, 74, 75
CAM403 BMW	12, 13	AUDI	3	PEUGEOT	66, 67, 68, 69, 70	CAM728 DACIA	22
CAM407 BMW	12	VW	112	SUZUKI	87	NISSAN	53
CAM408 MERCEDES-BENZ	44, 45, 46, 47, 48, 49	CAM632 FIAT	27, 28	CAM681 CITROËN	17	RENAULT	71, 72, 73, 74, 75
CAM410 BMW	12, 13	CAM633 MERCEDES-BENZ	44, 45, 47, 48, 50	FIAT	24, 25	VW	107, 112, 113
CAM411 AUDI	2, 8	CAM636 VOLVO	98	OPEL	61	CAM730 VW	107, 112, 113
VW	100, 102, 105, 107, 108, 111	CAM637 MERCEDES-BENZ	49	PEUGEOT	69	CAM731 CITROËN	14, 15, 16, 17, 18, 19, 20, 21
CAM414 MERCEDES-BENZ	44, 45, 46, 47, 48, 49, 50	CAM638 MERCEDES-BENZ	49	RENAULT	73	PEUGEOT	64, 65, 66, 67, 69, 70
SSANGYONG	86	CAM641 FIAT	25, 27, 28, 29	VAUXHALL	95	CITROËN	14, 15, 16, 18, 19, 20, 21
CAM417 FIAT	26, 27	CAM644 FORD	37	CAM682 TOYOTA	89	PEUGEOT	64, 65, 66, 67, 69, 70
CAM423 BMW	12, 13	CAM645 FORD	37	CAM683 MERCEDES-BENZ	44, 45, 46, 47, 48, 49	CITROËN	14, 15, 18, 19, 20, 21
CAM429 OPEL	55, 60, 63	CAM648 FIAT	24, 26	CAM685 TOYOTA	89	PEUGEOT	64, 65, 66, 67, 69, 70
VAUXHALL	90, 93	LANCIA	42	CAM687 RENAULT	72	CITROËN	14, 15, 16, 18, 19, 20, 21
CAM435 BMW	12, 13	CAM649 FIAT	24, 26	CAM689 RENAULT	71, 74, 75	PEUGEOT	64, 65, 66, 67, 69, 70
CAM436 RENAULT	74					MITSUBISHI	52

							
CAM740	AUDI 2, 3, 6, 7, 8 SEAT 79, 80, 83 VW 103, 108, 111	CKS2316	BEDFORD 11 OPEL 54, 57, 59, 60, 61 VAUXHALL 90, 92, 93, 94	CKS4559	OPEL 57, 59 VAUXHALL 96	FOL102	OPEL 54, 55, 56, 57, 58, 59, 61, 62 SUZUKI 87 VAUXHALL 90, 91, 94, 95, 97
CAM743	AUDI 4, 5, 6, 8 SEAT 78, 79, 80, 82, 83 SKODA 84 VW 100, 103, 107, 108, 111	CKS2317	OPEL 54, 59, 60 VAUXHALL 90, 92, 93	CKS7540	CITROËN 14, 16, 17, 18, 21 PEUGEOT 64, 65 RENAULT 74 TALBOT 88	FOL103	DACIA 22 NISSAN 53 RENAULT 71, 72, 73, 74, 75
CAM744	AUDI 4, 5, 6, 8 SEAT 78, 79, 80, 81, 82, 83 SKODA 84 VW 100, 103, 107, 108, 110, 111	CKS2341	OPEL 54, 59, 60 VAUXHALL 90, 92, 93	CKS8410	BMW 12, 13	FOL104	ALFA ROMEO 1 FIAT 24, 25, 26, 27, 28, 29 LANCIA 42 VOLVO 98 VW 104, 105, 112
CAM745	AUDI 4, 5 SKODA 84 VW 100, 103, 108	CKS2354	CITROËN 14, 16, 17, 18, 19, 20, 21 LADA 41	CKS8435	BMW 12, 13 FORD 30, 31, 35, 36, 37	FOL105	FORD 30, 34, 35 MAZDA 43
CAM746	CITROËN 14, 15, 20 FORD 30, 34, 35 MINI 51 PEUGEOT 65, 66, 67, 68, 69, 70	CKS2359	BEDFORD 11 OPEL 55, 56, 58, 60, 62, 63 VAUXHALL 90, 92, 93	CKS9049	FORD 30, 31, 33, 37	FOL106	FIAT 24, 25, 26, 28
CAM747	CITROËN 14, 15, 20 FORD 30, 34, 35 MINI 51 PEUGEOT 65, 66, 67, 68, 69, 70	CKS2361	OPEL 55, 57, 59, 60, 61, 62, 63 VAUXHALL 91, 92, 93, 94, 95, 96	CKS9377	MERCEDES-BENZ 44, 45, 47, 48, 50	FOL107	OPEL 54, 55, 56, 57, 58, 59, 61, 62, 63 SAAB 77 VAUXHALL 90, 91, 92, 94, 95, 96, 97
CAM748	CITROËN 16, 17, 18 PEUGEOT 68, 69	CKS2364	OPEL 54, 55, 56, 60, 63 VAUXHALL 90, 92, 93	CKS9378	CITROËN 14 PEUGEOT 65, 66, 67, 68	FOL109	CITROËN 16, 17, 18, 19 PEUGEOT 68, 69
CAM749	CITROËN 16, 17, 18 PEUGEOT 68, 69	CKS2365	BEDFORD 11 OPEL 55, 57, 60, 62 VAUXHALL 90, 91, 93, 96	CKS9382	FORD 30, 31, 33, 37	FOL110	RENAULT 71, 72, 75
CAM750	CITROËN 16	CKS2367	OPEL 61, 62	CKS9403	BMW 12, 13	FOL111	RENAULT 71, 72, 75
CAM751	CITROËN 16	CKS2369	OPEL 55, 56, 57, 58, 59, 60 VAUXHALL 90, 91, 92, 94, 95, 96	FOL2	CITROËN 14, 16, 17, 18 PEUGEOT 64, 65 RENAULT 74 TALBOT 88	FOL114	AUDI 4 SEAT 78, 81 SKODA 84, 85 VW 101, 107, 110, 112, 113
CAM753	RENAULT 72, 73, 74, 75	CKS2373	CITROËN 14, 15, 16, 17, 18, 19, 20, 21 PEUGEOT 65, 66, 67, 68, 69, 70	FOL3	OPEL 54, 59, 60, 61	FOL115	CITROËN 16, 17, 18 PEUGEOT 68, 69
CAM755	FORD 31, 32, 33, 35, 36	CKS2381	RENAULT 74	FOL5	OPEL 54, 55, 59, 61, 62 VAUXHALL 93	FOL116	CITROËN 16, 17, 18, 19 PEUGEOT 68, 69
CAM756	FORD 31, 32, 33, 35, 36	CKS2451	OPEL 55, 57, 58, 60 VAUXHALL 91, 94, 96	FOL8	FORD 30, 31, 35, 36, 37	FOL118	CITROËN 16, 17, 18, 19 PEUGEOT 68, 69
CAM757	RENAULT 72	CKS2453	OPEL 57, 58 VAUXHALL 94, 96	FOL15	CITROËN 15 FORD 30, 31, 32, 33, 35, 36, 37	FOL122	RENAULT 74
CAM758	RENAULT 73	CKS2559	OPEL 57, 59 VAUXHALL 96	FOL35	AUSTIN 9, 10	FOL123	FORD 31, 32, 33, 35, 36
CAM759	RENAULT 73	CKS2648	FIAT 24, 26 LANCIA 42	FOL38	BEDFORD 11 DAEWOO 23 OPEL 54, 55, 56, 57, 58, 59, 60, 61, 62, 63 VAUXHALL 90, 91, 92, 93, 94, 95, 96	FOL124	MERCEDES-BENZ 45, 46, 47, 48, 49
CAM760	RENAULT 73, 74	CKS3316	BEDFORD 11 OPEL 54, 57, 59, 60, 61 VAUXHALL 90, 92, 93, 94	FOL40	BEDFORD 11 DAEWOO 23 OPEL 54, 55, 56, 57, 58, 59, 60, 61, 62, 63 VAUXHALL 90, 91, 92, 93, 94, 95, 96	FOL126	CITROËN 14, 18, 19, 20 NISSAN 53 PEUGEOT 64 ROVER 76
CAM761	RENAULT 73, 74	CKS3317	OPEL 54, 59, 60 VAUXHALL 90, 92, 93	FOL48	FORD 33	FOL129	BMW 12, 13 OPEL 62
CAM762	RENAULT 74	CKS3359	BEDFORD 11 OPEL 55, 56, 58, 60, 62, 63 VAUXHALL 90, 92, 93	FOL73	CITROËN 14, 15, 16, 17, 18, 19, 20, 21	FOL132	BMW 12, 13
CAM804	FORD 32, 34, 35, 36	CKS3364	OPEL 54, 55, 56, 60, 63 VAUXHALL 90, 92, 93	FOL74	VOLVO 98, 99	FOL133	AUDI 4, 5, 6, 8 SEAT 78, 79, 80, 81, 82, 83 SKODA 84 VW 100, 103, 107, 108, 110, 111
CAM808	SEAT 78, 80, 81 VW 100, 103, 109, 113	CKS3365	BEDFORD 11 OPEL 55, 57, 60, 62 VAUXHALL 90, 91, 93, 96	FOL79	BMW 12, 13	FOL141	AUDI 4, 5, 6, 8 SEAT 78, 79, 80, 81, 82, 83 SKODA 84 VW 100, 103, 107, 108, 110, 111
CAM809	OPEL 54, 56, 58, 59 VAUXHALL 90, 94, 95	CKS3368	OPEL 58	FOL80	BMW 12, 13	FOL143	AUDI 2, 3, 4, 5, 6, 7, 8 SEAT 78, 79, 80, 81, 82, 83 SKODA 84, 85 VW 100, 101, 103, 104, 107, 108, 109, 110, 111, 112, 113
CAM902	FORD 34	CKS3648	FIAT 24, 26 LANCIA 42	FOL82	MERCEDES-BENZ 44, 45, 46, 47, 48, 49, 50	FOL144	MERCEDES-BENZ 49
CAM903	FORD 31, 32, 33, 36	CKS4316	BEDFORD 11 OPEL 54, 57, 59, 60, 61 VAUXHALL 90, 92, 93, 94	FOL84	MERCEDES-BENZ 44, 45, 46, 47, 48, 49, 50 SSANGYONG 86	FOL147	MERCEDES-BENZ 44, 45, 46, 47, 48, 49, 50
CAM904	AUDI 4, 5 SEAT 78, 79, 81, 82, 83 SKODA 85 VW 101, 104, 105, 107, 108, 110, 111, 112, 113	CKS4317	OPEL 54, 59, 60 VAUXHALL 90, 92, 93	FOL85	FORD 30, 31, 32, 33, 34, 35, 36, 37	FOL148	MERCEDES-BENZ 49
CAM905	FORD 37	CKS4341	OPEL 54, 59, 60 VAUXHALL 90, 92, 93	FOL88	CITROËN 14, 21 PEUGEOT 65, 66, 67, 68	FOL149	RENAULT 71, 74, 75 VAUXHALL 90
CAM906	FORD 34, 35	CKS4359	BEDFORD 11 OPEL 55, 56, 58, 60, 62, 63 VAUXHALL 90, 92, 93	FOL91	VW 102, 105, 106, 108, 111	FOL151	FORD 30, 31, 32, 33, 34, 35, 36, 37
CAM907	OPEL 54, 55, 56, 57, 58, 59, 61, 62 SUZUKI 87 VAUXHALL 90, 91, 94, 95, 97	CKS4361	OPEL 55, 57, 59, 60, 61, 62, 63	FOL92	AUDI 2, 3, 4, 5, 6, 7, 8 FORD 35 MERCEDES-BENZ 50 SEAT 78, 79, 80, 81, 82, 83 SKODA 84 VOLVO 98, 99 VW 100, 101, 102, 103, 104, 105, 106, 107, 108, 109, 110, 111, 112, 113	FOL152	CITROËN 14, 15, 20 FORD 30, 34, 35 PEUGEOT 65, 66, 67, 68, 69, 70
CAM908	FORD 34, 35 MAZDA 43	CKS4364	OPEL 54, 55, 56, 60, 63 VAUXHALL 90, 92, 93	FOL100	FIAT 24, 26		
CAM909	FORD 30, 34, 35 MAZDA 43	CKS4365	BEDFORD 11 OPEL 55, 57, 60, 62 VAUXHALL 90, 91, 93, 96	FOL101	FIAT 24, 26 LANCIA 42		
CAM910	PEUGEOT 66, 67, 69, 70	CKS4369	OPEL 55, 56, 57, 58, 59, 60 VAUXHALL 90, 91, 92, 94, 95, 96				
CAM911	PEUGEOT 66, 67, 69, 70						
CAM912	VW 107, 113						
CKS1049	FORD 30, 31, 35, 36, 37						
CKS1052	FORD 30, 35, 36, 37						
CKS2077	VOLVO 98, 99						
CKS2080	VOLVO 98						
CKS2185	FORD 30, 31, 32, 33, 35, 36						
CKS2186	FORD 31, 32, 33, 35, 36, 37						









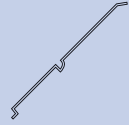


NUMERICAL PARTS LIST

Nummerische Teilenummernliste • Elenco riferimenti • Liste des références produits
 Lista de referencias • Lista numeryczna części • Список номеров деталей

							
FOL154	AUDI 4, 5 CITROËN 14, 15, 16, 17, 18, 19, 20 FIAT 25, 28, 29 FORD 34, 35 LANCIA 42 MAZDA 43 PEUGEOT 65, 66, 67, 68, 69, 70 SKODA 84 SUZUKI 87 VW 100, 103, 108	FOL184	CITROËN 14, 15, 20 FORD 30, 34, 35 MAZDA 43 MINI 51 PEUGEOT 65, 66, 67, 68, 69, 70 VOLVO 98, 99	FOL185	PEUGEOT 66, 67, 69, 70	TTP1	BEDFORD 11 OPEL 54, 55, 56, 57, 58, 59, 60, 61, 62, 63 VAUXHALL 90, 91, 92, 93, 94, 95, 96
FOL156	VOLVO 98, 99	FOL157	RENAULT 74	TTP3	CITROËN 17, 19 PEUGEOT 68, 69	TTP4	AUDI 5, 6, 7 SKODA 85 VW 109
FOL158	AUDI 5, 6, 7 SKODA 85 VW 109	FOL159	AUDI 5, 6, 7 SKODA 85 VW 109				
FOL160	CITROËN 14, 15, 16, 17, 18, 19, 20, 21 PEUGEOT 64, 65, 66, 67, 69, 70	FOL163	CITROËN 14, 15, 16, 17, 18, 19, 20 FIAT 25, 28, 29 LANCIA 42 PEUGEOT 66, 67, 68, 69, 70 SUZUKI 87				
FOL167	AUDI 4 SEAT 78, 79, 80, 81, 82, 83 SKODA 84, 85 VW 100, 101, 103, 104, 105, 107, 109, 110, 112	FOL168	FIAT 24, 25, 26, 27, 28 LANCIA 42				
FOL169	CITROËN 17 FIAT 24, 25 OPEL 61 PEUGEOT 69 RENAULT 73 VAUXHALL 95	FOL175	AUDI 4, 5, 6 FORD 35 SEAT 78, 79, 81, 82, 83 SKODA 84, 85 VW 100, 101, 104, 105, 107, 108, 110, 111, 112, 113				
FOL178	OPEL 56, 57, 58, 59, 61 VAUXHALL 91, 92, 94, 95	FOL179	AUDI 4 SEAT 78, 79, 80, 81, 82, 83 SKODA 84, 85 VW 100, 101, 103, 104, 105, 107, 109, 110, 112				
FOL180	DACIA 22 OPEL 54 RENAULT 71, 72, 73, 74, 75 VAUXHALL 90	FOL181	FORD 37				
FOL182	FORD 37	FOL183	OPEL 54, 55, 56, 57, 58, 59, 61, 62 SUZUKI 87 VAUXHALL 90, 91, 94, 95, 97				

CAMKIT CONTENTS TABLE






Stückliste für Sätze • Kit alberi a camme tabella contenuti • Contenus des kits d'arbres à cames • Tabla con el contenido de los Kits de Árbol de Levas • Tabela zawartości zestawów wałków rozrządu • Таблица комплектов распределительных валов

 KIT	 CAMSHAFT	 TAPPETS	 LIFTERS	 FOLLOWERS	 THRUST PAD	 OIL FEED PIPE	 ROCKER SHAFT	 PRE LUBE
CKS1049	CAM49 (1)			FOL8 (8)		OFF1 (1)		59-99001A (1)
CKS1052	CAM52 (1)			FOL8 (8)		OFF1 (1)		59-99001A (2)
CKS2069	CAM69 (1)	FOL14 (16)						59-99001A (2)
CKS2077	CAM77 (1)	FOL74 (8)						59-99001A (2)
CKS2080	CAM80 (1)	FOL74 (8)						59-99001A (2)
CKS2185	CAM185 (1)	FOL15 (8)						59-99001A (2)
CKS2186	CAM186 (1)	FOL15 (8)						59-99001A (2)
CKS2316	CAM316 (1)			FOL40 (8)				59-99001A (2)
CKS2317	CAM317 (1)			FOL40 (8)				59-99001A (2)
CKS2341	CAM341 (1)			FOL40 (8)				59-99001A (2)
CKS2354	CAM354 (1)	FOL73 (8)						59-99001A (2)
CKS2359	CAM359 (1)			FOL40 (8)				59-99001A (2)
CKS2361	CAM361 (1)			FOL40 (8)				59-99001A (2)
CKS2364	CAM364 (1)			FOL40 (8)				59-99001A (2)
CKS2365	CAM365 (1)			FOL40 (8)				59-99001A (2)
CKS2367	CAM367 (1)			FOL40 (8)				59-99001A (2)
CKS2369	CAM369 (1)			FOL40 (8)				59-99001A (2)
CKS2373	CAM373 (1)	FOL73 (8)						59-99001A (2)
CKS2381	CAM436 (1)			FOL122 (8)				59-99001A (2)
CKS2451	CAM451 (1)			FOL40 (8)				59-99001A (2)
CKS2453	CAM453 (1)			FOL40 (8)				59-99001A (2)
CKS2559	CAM559 (1)			FOL40 (8)				59-99001A (2)
CKS2565	CAM565 (1)	FOL90 (8)						59-99001A (2)
CKS2634	CAM634 (1)	FOL74 (8)						59-99001A (2)
CKS2648	CAM648 (1)			FOL101 (12)				59-99001A (2)
CKS3316	CAM316 (1)			FOL40 (8)	TTP1 (8)			59-99001A (2)
CKS3317	CAM317 (1)			FOL40 (8)	TTP1 (8)			59-99001A (2)
CKS3359	CAM359 (1)			FOL40 (8)	TTP1 (8)			59-99001A (2)
CKS3364	CAM364 (1)			FOL40 (8)	TTP1 (8)			59-99001A (2)
CKS3365	CAM365 (1)			FOL40 (8)	TTP1 (8)			59-99001A (2)
CKS3368	CAM368 (1)			FOL40 (8)	TTP1 (8)			59-99001A (2)
CKS3648	CAM648 (1)		FOL100 (12)	FOL101 (12)				59-99001A (2)
CKS4316	CAM316 (1)		FOL38 (8)	FOL40 (8)	TTP1 (8)			59-99001A (2)
CKS4317	CAM317 (1)		FOL38 (8)	FOL40 (8)	TTP1 (8)			59-99001A (2)
CKS4341	CAM341 (1)		FOL38 (8)	FOL40 (8)	TTP1 (8)			59-99001A (2)
CKS4359	CAM359 (1)		FOL38 (8)	FOL40 (8)	TTP1 (8)			59-99001A (2)
CKS4361	CAM361 (1)		FOL38 (8)	FOL40 (8)	TTP1 (8)			59-99001A (2)
CKS4364	CAM364 (1)		FOL38 (8)	FOL40 (8)	TTP1 (8)			59-99001A (2)
CKS4365	CAM365 (1)		FOL38 (8)	FOL40 (8)	TTP1 (8)			59-99001A (2)
CKS4367	CAM367 (1)		FOL38 (8)	FOL40 (8)	TTP1 (8)			59-99001A (2)
CKS4369	CAM369 (1)		FOL38 (8)	FOL40 (8)	TTP1 (8)			59-99001A (2)
CKS4559	CAM559 (1)		FOL38 (8)	FOL40 (8)	TTP1 (8)			59-99001A (2)
CKS7540	CAM540 (1)			FOL2 (8)				59-99001A (2)
CKS8410	CAM410 (1)			FOL132 (12)			52-11011-BA (2)	59-99001A (2)
CKS8435	CAM435 (1)			FOL132 (12)			52-11011-BA (2)	59-99001A (2)
CKS9049	CAM49 (1)		59-18022-BA (8)	FOL8 (8)		OFF1 (1)		59-99001A (2)
CKS9377	CAM377 (1)	FOL82 (8)		FOL83 (8)				59-99001A (2)
CKS9378	CAM378 (1)	FOL88 (8)						59-99001A (2)
CKS9382	CAM382 (1)	FOL85 (8)						59-99001A (2)
CKS9403	CAM403 (1)		FOL79 (8)	FOL80 (8)				59-99001A (2)
CKS9439	CAM631 (1)	FOL5 (12)						59-99001A (2)



OE INTERCHANGE

OE-Vergleichsliste • Intercambio con OE • Références croisées 1ère Monte
Intercambio de referencias de equipo original • Odpowiednik OE
Взаимозаменяемость с оригинальными деталями

OE		OE		OE		OE		OE	
ALFA ROMEO		...FIAT		...FORD		...FORD		...MERCEDES-BENZ	
7759619	FOL106	7660771	FOL119	1349547	CAM645	C6NE6250A	CAM95	103050080	FOL82
46455736	CAM651	7713699	FOL101	1349549	CAM644	C7NN6250B	CAM95	1030502201	CAM408
46465330	FOL106	7724588	CAM648	1386533	CAM726	E1TN6250AA	CAM95	1030502701	CAM408
46465430	FOL106	7737614	CAM649	1403429	FOL12	E7EE6251DC	CAM450	1030505101	CAM408
46473173	CAM652	7759619	FOL106	1430240	FOL52	E9RE6251AA	CAM450	1030506001	CAM408
46772393	CAM654	7778140	FOL100	1473447	CAM58	F2CE6500A2B	FOL86	1030506401	CAM408
46787055	FOL106	7796198	FOL106	1475650	FOL48	XS406250AC	CAM902	1040501025	FOL124
60513941	FOL130	46411495	FOL100	1506018	CAM52	XS6E6250BB	CAM905	1040501225	FOL147
60623146	FOL130	46427282	FOL161	1584660	CAM49	XS6E6529AB	FOL182	1040507401	CAM659
60800018	FOL104	46448011	FOL168	1614766	CAM185	XS6E6C501AC	FOL181	1040508501	CAM683
60812654	FOL145	46455736	CAM651	1614767	CAM186			1110501801	CAM693
60813911	CAM655	46465330	FOL106	1639187	FOL92			1110501901	CAM694
60816561	CAM656	46465430	FOL106	1649127	FOL92			1110501901	CAM694
		46471599	FOL101	1649163	FOL86	14110-PC3-602	CAM388	1160500480	FOL144
		46473173	CAM652	1651585	CAM450	14111-634-000	CAM309	1160516201	CAM637
AUSTIN		46522371	CAM713	1662935	FOL48	14111-PC7-000	CAM640	1160516301	CAM638
2A13	FOL35	46523711	CAM653	1663891	CAM756			1160551001	FOL148
		46523984	CAM417	1669763	CAM441			1160551101	FOL148
BEDFORD		46765629	FOL168	1669765	FOL92	662872	CAM389	1160551501	FOL148
90156036	CAM319	46772393	CAM654	1816551	CAM95	2411042500	CAM390	1170511801	CAM628
		46774707	CAM716	6062844	CAM52			1170511901	CAM629
BMW		46774708	CAM717	6062845	FOL8	JAGUAR		1170512601	CAM628
1131124466	CAM458	46787055	FOL106	6125498	FOL55	C44010	FOL59	1170512701	CAM629
11311275802	CAM423	46802420	CAM714	6129778	FOL15			6010500401	CAM627
11311276441	CAM437	46815383	FOL168	6129780	FOL15	LANCIA		6010500501	CAM627
11311278866	CAM405	46823507	CAM711	6165214	CAM382	4152447	FOL104	6010500801	CAM627
11311287139	CAM423	46823508	CAM712	6165215	CAM383	4358713	CAM517	6020500501	CAM414
11311287606	CAM394	60513941	FOL130	6173095	CAM376	4362489	CAM97	6020500801	CAM414
11311289228	CAM407	60623146	FOL130	6179242	CAM903	5636060	CAM712	6030500301	CAM415
11311709580	CAM403	60812654	FOL145	6186554	CAM186	7541811	CAM427	6030500401	CAM415
11311716138	CAM435	64611495	FOL100	6538976	CAM450	7547597	CAM719	6030500701	CAM415
11311716139	CAM410	98427672	CAM680	6754268	FOL86	7620159	CAM416	6050500401	CAM663
11312240863	CAM423	98427672	CAM718	6755750	CAM755	7713699	FOL101	6050501301	CAM661
11312244460	CAM458	98427674	CAM681	6804674	FOL123	7724588	CAM648	6050501601	CAM662
11319058572	CAM407	777614000	FOL100	6945586	FOL123	7759619	FOL106	6110500225	FOL153
11321717798	FOL125	9151343780	FOL88	6957756	FOL151	7778140	FOL100	668050080	FOL162
11321727471	FOL125	9301337280	FOL109	7062358	CAM804	7796198	FOL100	601 050 03 25	FOL84
11321727993	FOL125	9464396380	FOL154	11405223R	FOL6	46411495	FOL100	601 050 08 25	FOL84
11321734341	FOL125	9603104288	CAM373	1N2G6250CB	CAM906	46448011	FOL168		
11321739299	FOL129	9609878688	CAM674	25606250AD	CAM726	46455736	CAM651	MINI	
11321748882	FOL131	9624835280	CAM679	25606500AA	FOL154	46465330	FOL106	11337549632	FOL185
11321748884	FOL131	9624835288	CAM679	3M506564AA	FOL184	46465430	FOL106	11337805973	FOL184
11331271429	FOL132	9638075480	FOL115	3M506A270AC	CAM746	46471599	FOL101	04693122AA	CAM643
11331709063	FOL80	9640296380	FOL163	3M506A273AC	CAM747	46522371	CAM713	0469322A00	CAM642
11331715458	FOL79			4C106A270AB	CAM644	46765629	FOL168	MITSUBISHI	
11331721698	FOL79			4C106A273AB	CAM645	46772393	CAM654	MD050140	CAM389
11332249817	FOL152	0405223	FOL6	693F6250BAB	CAM57	46787055	FOL106	MD137163	CAM390
CITROËN		1003734	FOL123	711F6500CA	FOL48	46802420	CAM714	MD302333	CAM734
91513437	FOL88	1004442	FOL105	78HM6250AA	CAM52	46823508	FOL145	NISSAN	
91515386	CAM378	1004443	FOL105	78HM6250BA	CAM49	60812654	FOL100	13001-BN700	CAM736
93501573	CAM354	1007308	FOL123	81SM6251KE	CAM185	64611495	FOL100	13020-6F900	CAM461
93501758	FOL73	1022700	CAM909	81SM6251LE	CAM186	98427674	CAM420		
93510179	CAM354	1022703	CAM908	844F6500BA	FOL55	777614000	FOL100		
96027105	FOL126	1037330	FOL123	88SM6251CA	CAM186	9151343780	FOL88	OPEL	
96230651	FOL118	1037331	FOL123	89BM6251AA	CAM382	9609878688	CAM674	636000	CAM316
96242223	FOL138	1041776	CAM383	89BM6251BA	CAM383	9624835280	CAM679	636001	CAM451
963237240	FOL154	1041777	CAM804	89BM6500AB	FOL85	9624835288	CAM679	636001	CAM735
9151003780	CAM540	1043175	FOL123	89FF6250AA	CAM376	9638075480	FOL115	636002	CAM366
9154147980	FOL134	1045599	CAM804	89SM6251BB	CAM903			636004	CAM559
9600068080	FOL116	1047213	FOL151	938M6500A1D	FOL123	LEYLAND		636006	CAM650
9623446280	FOL163	1070469	CAM382	938M6500A1E	FOL123	12H3167	FOL60	636009	CAM452
9640296380	FOL163	1077095	CAM376	938M6500A2D	FOL123	MAZDA		636010	CAM369
		1078426	CAM902	938M6500A2E	FOL123	1E03-12-420	CAM804	636011	CAM453
		1089820	CAM905	938M6500A2F	FOL123	1E03-12-420A	CAM804	636014	CAM369
		1089827	FOL182	938M6500B2A	FOL123	1E03-12-420B	CAM804	636024	CAM809
3036117	CAM391	1089828	FOL181	938M6A266AA	CAM755	FS12-12-101	FOL127	636027	CAM724
4152447	FOL104	1097625	CAM644	95VM6250BA	CAM441	KL01-12-101B	FOL127	636028	CAM725
4358713	CAM517	1102701	CAM645	96MM6500A1C	FOL105			636041	CAM735
4362489	CAM97	1120727	CAM646	96MM6500A2C	FOL105	MERCEDES-BENZ		636042	CAM658
4377251	CAM395	1120728	CAM647	96MM6A266EF	CAM908	1020500201	CAM633	636044	CAM341
4733350	FOL169	1146061	FOL154	97BM6251BA	CAM909	1020502501	CAM377	636048	CAM367
5636060	CAM712	1152577	CAM906	97BM6251CA	CAM383	1020503101	CAM377	636052	CAM366
5942273	FOL126	1231272	FOL184	98BM6251CA	CAM804	1020504501	CAM377	636053	CAM316
5950297	CAM641	1313804	CAM746	98BM6251CA	CAM804	1020504801	CAM377	636056	CAM559
5999897	CAM632	1313805	CAM747	C5NE6250G	CAM95	1020505501	CAM377	636070	CAM326
7547597	CAM719								

OE	OE	OE	OE	OE	OE	OE	OE		
...OPEL	...PEUGEOT	...ROVER	...VAG	...VAUXHALL					
636073	CAM326	0942.45	FOL134	ERC2003	CAM69	059 109 075 E	TTP4	90421984	CAM455
636079	CAM439	0942.49	FOL115	ERC4949	FOL14	059109021BP	CAM700	90444139	CAM451
636080	CAM439	0942.51	FOL154	LGR10002	FOL145	059109021BQ	CAM701	90444332	CAM456
636085	CAM67	0942.87	FOL185	LGR100100	FOL145	059109021K	CAM700	90444758	CAM453
636117	CAM402	0801.E8	CAM373	LGR100340	FOL165	059109021L	CAM701	90444760	CAM369
636119	CAM361	0801.AC	CAM748			059109021P	CAM701	90486981	CAM457
636121	CAM364	0801.AE	CAM749	SAAB		0591090210	CAM700	90502282	FOL40
636123	CAM429	0801.AH	CAM747	4500930	FOL107	059109022BC	CAM702	90502753	FOL108
636125	CAM359	0801.C2	CAM354	4621298	FOL107	059109022BD	CAM703	90509383	CAM458
636126	CAM359	0801.C9	CAM444	4773644	CAM650	059109022K	CAM702	90509386	FOL129
636127	CAM341	0801.CY	CAM726	5343132	FOL107	059109022L	CAM703	90512899	CAM462
636131	CAM359	0801.EF	CAM910	9117903	FOL107	059109022P	CAM703	90512904	CAM463
636135	CAM431	0801.EG	CAM911	9117905	FOL107	059109022Q	CAM702	90529535	FOL183
636136	CAM431	0801.F5	CAM674	9357716	FOL120	059109075E	TTP4	90540458	CAM650
636141	CAM361	0801.F7	CAM675	9542978	FOL107	059109521B	FOL158	90543903	CAM723
636143	CAM368	0801.FL	CAM910			059109521C	FOL158	93178546	FOL104
636149	CAM365	0801.K7	CAM461	SUZUKI		059109521E	FOL158	94381712	CAM452
636181	CAM456	0801.K9	CAM676	12840-67G10-000	FOL163	068109101L	CAM393	97042660	CAM452
636187	CAM455	0801.L2	CAM677	12840-84E00-000	FOL183	069109101P	CAM630	97111166	CAM724
636198	CAM452	0801.N5	CAM459			068109101G	CAM745	97111168	CAM725
636202	CAM453	0801.TO	CAM678	TOYOTA		070109101P	CAM730	97185251	FOL178
636207	CAM457	0801.T5	CAM679	13501-27011	CAM682	070109101Q	CAM912	97208998	CAM658
636211	CAM650	0801.T9	CAM680	13502-27011	CAM685	074109101B	CAM630		
640000	FOL107	0801.V8	CAM420	13751-11010	FOL105	074109101E	CAM442	VOLVO	
640001	FOL129	0801.V8	CAM681	13751-16010	FOL105	074109101J	CAM442	460814	CAM636
640005	FOL142	0801.V9	CAM750			075109101A	CAM404	1218581	CAM634
640007	FOL102	0801.W0	CAM751	VAG		075109101C	CAM447	1218630	FOL74
640013	FOL102	0801.W1	CAM732	022109423	FOL154	075109101F	CAM447	1257059	FOL91
640025	FOL183	0801.W5	CAM733	030109423	FOL167			1328149	CAM447
640051	FOL38	0801.X7	CAM731	034109309	FOL92	VAUXHALL		9180681	FOL136
640057	FOL107	0801.Z9	CAM746	036109411	FOL179	02898376	FOL3	9186568	FOL92
640058	FOL142	0903.J1	FOL184	059109444	FOL159	5233315	FOL38	9207830	FOL156
640059	FOL38			074109309	FOL92	08930055	CAM66	1218579-9	CAM78
640066	FOL102	RENAULT		075109101	CAM404	9044460	CAM369	1218580-7	CAM80
640068	FOL183	7439207830	FOL156	00A109101	CAM693	09120166	CAM451	1317798-5	FOL136
640521	FOL107	7700100903	CAM761	00A109102	CAM694	09120166	CAM735	1328149-8	CAM447
640579	FOL40	7700100939	FOL180	021109021M	CAM412	09120253	CAM650	460490-6	CAM77
640582	FOL40	7700106678	CAM664	022109423A	FOL154	09120518	CAM809		
640587	FOL40	7700107373	CAM690	022109423D	FOL154	09120519	CAM907		
640588	FOL40	7700107555	FOL103	03109101E	CAM449	09128346	FOL183		
640766	TTP1	7700110556	CAM753	026109101G	CAM411	09129211	FOL183		
646015	FOL178	7700272940	CAM729	028109101D	CAM440	24401409	CAM735		
5636001	CAM451	7700660066	CAM445	038109101E	CAM668	052345520	FOL5		
5636002	CAM458	7700699231	CAM436	028109101F	CAM441	90128143	FOL40		
5636011	CAM462	7700716248	FOL149	028109101G	CAM440	90144437	CAM341		
5636012	CAM463	7700742906	CAM689	030109101AM	CAM808	90156986	CAM316		
5636059	CAM711	7700744596	FOL106	034109309AD	FOL92	90156995	CAM317		
5640577	FOL183	7700856805	FOL110	034109309N	FOL92	90156997	CAM431		
640 049	FOL5	7700858481	CAM757	036109309D	FOL166	90190176	CAM431		
640 054	FOL5	7700858606	FOL111	036109411C	FOL179	90190883	CAM439		
		7700862077	CAM689	036109411D	FOL179	90190887	CAM326		
PEUGEOT		7700862078	CAM762	036109423A	FOL102	90190932	CAM326		
0801.49	CAM17	7700866151	FOL106	038109101A	CAM669	90190948	CAM439		
0801.52	CAM540	7700866418	CAM760	038109101AH	CAM904	90233483	CAM429		
0801.55	CAM354	7700866701	CAM758	038109101E	CAM670	90271484	CAM402		
0801.89	CAM378	7700869325	CAM665	038109101K	CAM671	90271486	CAM361		
0903.30	FOL2	7700869327	CAM687	038109101R	CAM672	90273368	CAM364		
0903.38	FOL2	7700872299	CAM759	038109309A	FOL114	90273814	CAM359		
0903.42	FOL160	7701040104	CAM667	038109309C	FOL175	90273974	CAM341		
0903.46	FOL116	7701040104	CAM718	045109101C	CAM673	90281484	CAM359		
0903.54	FOL160	7946006610	FOL122	046109101K	CAM442	90281485	CAM316		
0903.58	FOL163	7946009641	FOL157	050109309A	FOL143	90281528	CAM359		
0903.64	FOL163	8200084742	CAM706	050109309H	FOL113	90284704	CAM364		
0903.66	FOL184	8200089894	CAM736	050109309J	FOL143	90285230	CAM367		
0903.67	FOL184	8200100527	CAM727	051109021C	CAM739	90295202	CAM316		
0907.24	TTP3	8200100528	CAM728	051109022B	CAM740	90295203	CAM366		
0942.16	FOL73	8200886875	CAM664	056109311A	FOL91	90295215	FOL3		
0942.17	FOL88	9400903380	FOL2	058109021B	CAM743	90297711	CAM365		
0942.25	FOL109			058109022B	CAM744	90323514	FOL40		
0942.28	FOL126	ROVER		058109309A	FOL141	90324522	CAM365		
0942.29	FOL104	143552	FOL64	058109309B	FOL133	90324593	CAM559		
0942.32	FOL164	12H3167	FOL60	058109309E	FOL141	90349705	CAM559		
0942.33	FOL118	2A13	FOL35	058109309F	FOL133	90392539	CAM369		
0942.41	FOL150	C44010	FOL59	058109309J	FOL133	90392735	CAM453		
0942.42	FOL154	CAM1578	CAM464	058109309K	FOL141	90421795	FOL3		



CHECK OUT OUR NEW ANTI-COUNTERFEIT PROGRAMME

With these 5 features on all new engine parts packaging Federal-Mogul enables you to check reliably that the parts inside are Original Quality.

CHECK THE UNIQUE CODE ONLINE AT WWW.FMECAT.EU

Each Federal-Mogul part has a unique code which is displayed on the labels in an alphanumeric and Data Matrix format. A Data Matrix code is a 2-dimensional (2-D) matrix barcode. The Unique Code can be verified in 3 different ways:

- Typing in the Unique Code online
- Reading the 2-D code with a 2-D scanner
- Reading the 2-D code with a mobile phone which is supported by NeoReader™ (www.neoreader.com)

For further details please check www.fmecat.eu



PROTECTION

Special label design means any attempt to remove or swap the label will result in tearing

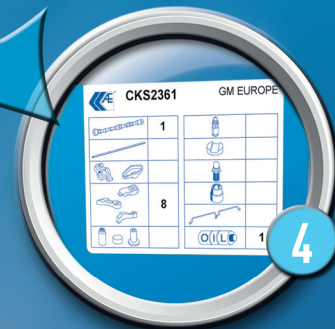


LOOK FOR THE HOLOSPOT®

The Holospot® label features a 4-digit alphanumeric code.

Please check it to make sure that:

- The 4-digit code appears in rainbow colours using the light of the magnifier and is different on each pack
- The Federal-Mogul logo also appears in the Holospot®. The last 4 digits of the alphanumeric code have to be the same as the ones in the Holospot®



PERMANENT SELF-ADHESIVE LABEL

Seals the box with label detail on the front



CRASH LOCK BOX BOTTOM

Prevents any attempt to remove or exchange items as it is impossible to reseal once opened

 Check the Unique Code online at www.fmecat.eu

TROUBLE TRACER CHART

CARBONISED OIL DEPOSITS

Appearance: Carbonised oil build-up on cam and followers.

Causes: Excessive operating temperatures resulting from marginal lubrication conditions due to contaminated lubricating oil or blockages/restrictions in oil feed galleries.

Remedy: Thoroughly flush the lubrication system, ensuring that all galleries and hydraulic lifters (where fitted) are free from blockages & debris. Install new camshaft and followers, prime with extreme pressure lubricant and replace oil and oil filter.



CAM-LOBE AND FOLLOWER WEAR

Appearance: Premature wear of one or more cam-lobes & followers. Follower contact surface will be concaved with chipped edges.

Causes: Incompatible cam-lobe & follower contact surface geometry. Often caused by fitting new camshaft with old followers or vice versa. Can also result from lubricant starvation from blocked or restriction in oil supply.

Remedy: Thoroughly flush the lubricating system, replace cam and followers, prime with extreme pressure lubricant and replace oil and oil filter.

Do not mix old and new components.



BASE CIRCLE CONTACT MARKING

Appearance: Witness marking on base circle of cam-lobes, biased to one side.

Causes: Worn hydraulic lifter and/or retainer springs.

Remedy: Replace cam and followers if marks are deep, otherwise set tappets to correct clearance. Thoroughly flush the lubricating system and replace oil and filter.




FOLLOWER BREAKAGE

Causes: Mechanical overload resulting from:

- 1 Sticking or seized valve, resulting in the follower to break due to cam-lobe pressure.
- 2 Piston contact with the valve due to:
 - a Weak valve spring
 - b Over extended hydraulic lifter
 - c Incorrect assembly of valve tip-cap
 - d Timing belt breakage
 - e Or through over high revving of engine.
- 3 Incorrect valve timing.

Remedy: investigate & rectify the mechanical overload cause. Thoroughly flush the lubricating system, replace all damage components, prime cam and followers, with extreme pressure lubricant and replace oil and oil filter.




TROUBLE TRACER CHART

EXCESSIVE CAM-LOBE WEAR

Appearance: Severe cam-lobe wear.

Causes: Contaminated lubricating oil, tappet clearances too tight, excessive valve spring pressure.

Remedy: Thoroughly flush the lubrication system, install new camshaft and followers. Adjust tappets to the correct clearances, prime with extreme pressure lubricant and replace oil and oil filter.




BROKEN CAMSHAFT

Appearance: Camshaft breakage between or through cam-lobes.

Causes: Severe distorted camshaft housing or cylinder head. Incorrect torque sequence and mishandling can also cause similar breakage.

Remedy: Straighten or replace camshaft carrier/cylinder head, use correct bolt torque sequence and handle with care. Thoroughly flush the lubricating system, replace cam and followers, prime with extreme pressure lubricant and replace oil and oil filter.



'SCORED' BEARINGS

Appearance: Severe scoring of the camshaft bearings.

Cause: Contaminated lubricating oil, i.e. foreign particles circulating in oil.

Remedy: Thoroughly flush the lubricating system, replace cam and followers, prime with extreme pressure lubricant and replace oil and oil filter.




OVERHEATED CAMSHAFT

Appearance: Cam-lobes, bearings & followers have a 'blue' discoloration.

Causes: Severe overheating of engine due to malfunction of the cooling system.

Remedy: Investigate and rectify the cause of the overheating. Thoroughly flush the lubricating system, replace cam and followers, prime with extreme pressure lubricant and replace oil and oil filter.



PHYSICAL DAMAGE TO CAMSHAFT & FOLLOWERS

Appearance: Cam-lobes, bearings & followers "chipped"

Causes: Excessive end-float due to:



- a Worn thrust washer
- b Loose distributor
- c Worn distributor drive gear
- d Or misaligned timing gears

Remedy: Investigate and rectify the cause of the damage. Thoroughly flush the lubricating system, replace cam and followers, prime with extreme pressure lubricant and replace oil and oil filter.





A NEW LOOK FOR THE TOP ENGINE EXPERT



CURRENT

NEW

