



2014-15 MEDIA GUIDE

TORONTO MAPLE LEAFS 2014-15 SCHEDULE

SUN	MON	TUE	WED	THU	FRI	SAT
OCTOBER						
			1	2	3	4
5	6	7	8 MTL* 7:00 SN	9	10	11 PIT** 7:00 HNIC
12 NYR* 7:00 CITY	13	14 COL* 7:30 TSN4	15	16	17 DET** 7:30 SNO	18 DET* 7:00 HNIC
19	20	21 NYI** 7:00 TSN4	22 OTT** 7:00 SN	23	24	25 BOS** 7:00 HNIC
26	27	28 BUF** 7:30 TSN4	29	30	31 CBJ* 7:00 SNO	

NOVEMBER							1 CHI* 7:00 HNIC
2	3	4 ARI** 9:00 SNO	5	6 COL* 9:00 TSN4	7	8 NYR** 7:00 HNIC	
9	10	11	12 BOS* 8:00 SN	13	14 PIT** 7:30 TSN4	15 BUF* 7:00 HNIC	
16	17	18 NSH* 7:30 TSN4	19	20 TBL* 7:30 TSN4	21	22 DET** 7:00 HNIC	
23	24	25	26 PIT* 7:30 SN	27	28	29 WSH** 7:00 HNIC	
30							

DECEMBER							1 VAN* 7:00 HNIC
7	8	9 CGY** 7:30 TSN4	10 DET* 8:00 SN	11	12	13 DET** 7:00 HNIC	
14 LAK** 5:00 SNO	15	16 ANA* 7:30 TSN4	17	18 CAR** 7:00 TSN4	19	20 PHI* 7:00 HNIC	
21 CHI* 7:00 CITY	22	23 DAL* 7:00 SNO	24	25	26	27	
28 FLA** 5:00 SNO	29 TBL* 7:30 SNO	30	31 BOS* 7:00 SN				

JANUARY							1	2 MIN* 8:00 SNO	3 WPG** 7:00 HNIC
4	5	6	7 WSH* 7:00 SN	8	9 CBJ** 7:30 TSN4	10			
11	12 LAK* 10:30 SNO	13	14 ANA** 10:00 SNO	15 SJS* 10:30 TSN4	16	17 STL* 7:00 HNIC			
18	19 CAR** 7:30 TSN4	20	21 OTT* 7:00 SN	22	23	24			
25	26	27	28 NJD* 7:30 SN	29 ARI** 7:30 TSN4	30	31 PHI** 7:00 HNIC			

FEBRUARY						
1	2	3 NSH* 8:00 TSN4	4	5	6 NJD** 7:00 SNO	7 EDM* 7:00 HNIC
8	9	10 NYR** 7:30 TSN4	11	12 NYI* 7:00 TSN4	13	14 MTL** 7:00 HNIC
15		17 FLA* 7:30 SNO	18	19	20 CAR** 7:00 SNO	21 WPG** 7:00 HNIC
22	23	24	25	26 PHI** 7:30 TSN4	27	28 MTL* 7:00 HNIC

MARCH						
1 WSH** 7:00 CITY	2	3 FLA* 7:30 TSN4	4	5 TBL** 7:30 SNO	6	7 STL* 7:00 HNIC
8	9 NYI* 7:30 SNO	10	11 BUF** 7:00 SN	12	13 CGY* 8:00 TSN4	14 VAN** 7:00 HNIC
15	16 EDM* 9:30 SNO	17	18	19 SJS** 7:30 TSN4	20	21 OTT* 7:00 HNIC
22	23 MIN** 7:30 TSN4	24	25	26 FLA* 7:30 TSN4	27	28 OTT** 7:00 HNIC
29	30	31 TBL** 7:30 TSN4				

APRIL						
5 OTT* 7:30 CITY	6	7	8 BUF** 7:30 SN	9	10	11 BOS** 7:00 HNIC
12	13	14	15 CBJ** 7:30 SN	16	17	18 MTL** 7:00 HNIC

ALL TIMES EASTERN

SN / SNO – SPORTSNET (National) / SPORTSNET ONTARIO (Regional) [28 Games]	HNIC – HOCKEY NIGHT IN CANADA [24 Games]	CITY (4 Games)
TSN4 [26 Games]	SPORTSNET 590 THE FAN* [41 Games]	TSN RADIO 1050 TORONTO** [41 Games]

HOME GAMES

ROAD GAMES



TORONTO MAPLE LEAF HOCKEY CLUB

50 BAY STREET, SUITE 500 TORONTO, ON M5J 2L2
(416) 815-5700
mapleleaves.nhl.com / tmlmediainfo.com / @MapleLeafs / @LeafsPR



Editors:	Craig Downey, Aaron Gogishvili, Pat Park
Editorial Contributions:	Steve Keogh, Ian Meagher, MLSE Design Group (Alison Williams, Lindsay Carter, Matt Coyle), Mike Ferriman, John Iaboni, Jamie Deans, Abby Albino
Publisher:	Toronto Maple Leaf Hockey Club
Graphic Design and Layout:	PixellFox (Marnie van der Laan)
Player Photos and Headshots:	Craig Abel Photography, Getty Images
Staff Headshots:	Ron Turenne, Craig Abel
Archival Photos:	Hockey Hall of Fame (Craig Campbell)
Uniform Illustrations:	Andrew M. Greenstein
NHL Archives:	Julie Young, Jennifer Moad

Special thanks to Bob Waterman and Randy Robles of Elias Sports Bureau.



Graphic Design by
Marnie van der Laan
pixellfox.com



Printing by Spalding Creative
Communications Inc.

CONTENTS

LEAFS MANAGEMENT

Leafs 2014-15 Schedule	IFC
Contents	2
Directory	4
Board of Directors	7
Lawrence M. Tanenbaum, O.C.	8
Timothy J. Leiweke	10
Executive Management Team	11
Brendan Shanahan	12
David Nonis	14
Randy Carlyle	16
Hockey Operations	18
Scouting Staff	25
Hockey Staff & MLSE Communications	26
Corporate Responsibility Department	27
Community & Sport Partnerships Team	27
MLSE Foundation Team	27
In the Community	28
Lupe's Troops	32
Alumni Association	34

THE PLAYERS

Carter Ashton	40
Jonathan Bernier	42
Troy Bodie	46
David Booth	48
Tyler Bozak	50
David Clarkson	52
Cody Franson	56
Matt Frattin	60
Jake Gardiner	62
Petter Granberg	64
Peter Holland	66
Korbinian Holzer	68
Nazem Kadri	70
Phil Kessel	74
Leo Komarov	78
Petri Kontiola	80
Joffrey Lupul	82
Frazer McLaren	86
Colton Orr	90
Dion Phaneuf	92
Roman Polak	96
James Reimer	98
Morgan Rielly	102
Stephane Robidas	104
Mike Santorelli	108
Trevor Smith	110
James van Riemsdyk	112
Daniel Winnik	116
Spencer Abbott	118
Antoine Bibeau	119
Tyler Biggs	120
David Broll	121
Connor Brown	122
Sam Carrick	123
Jamie Devane	124
Matt Finn	125
Christopher Gibson	126
Eric Knodel	127
Brandon Kozun	128

Josh Leivo	129
Andrew MacWilliam	130
Kevin Marshall	131
Greg McKegg	132
Tom Nilsson	133
Stuart Percy	134
Brad Ross	135
Ryan Rupert	136
Garret Sparks	137
Players in the System	138
2014-15 Player Personnel	142
All-Time Draft Choices	144

2013-14 REVIEW

Game-By-Game Results	150
Player Game-By-Game Results	152
2013-14 Transactions	156
Individual Records	158
Team Records	159
Regular Season Statistics	160
Shootout Statistics	161
Last Time The Maple Leafs	162
Miscellaneous Statistics	164
NHL Team Standings/League Leaders	165

OPPONENTS

Leafs vs. Anaheim Ducks	168
Leafs vs. Boston Bruins	169
Leafs vs. Buffalo Sabres	170
Leafs vs. Calgary Flames	171
Leafs vs. Carolina Hurricanes	172
Leafs vs. Chicago Blackhawks	173
Leafs vs. Colorado Avalanche	174
Leafs vs. Columbus Blue Jackets	175
Leafs vs. Dallas Stars	176
Leafs vs. Detroit Red Wings	177
Leafs vs. Edmonton Oilers	178
Leafs vs. Florida Panthers	179
Leafs vs. Los Angeles Kings	180
Leafs vs. Minnesota Wild	181
Leafs vs. Montreal Canadiens	182
Leafs vs. Nashville Predators	183
Leafs vs. New Jersey Devils	184
Leafs vs. New York Islanders	185
Leafs vs. New York Rangers	186
Leafs vs. Ottawa Senators	187
Leafs vs. Philadelphia Flyers	188
Leafs vs. Phoenix Coyotes	189
Leafs vs. Pittsburgh Penguins	190
Leafs vs. St. Louis Blues	191
Leafs vs. San Jose Sharks	192
Leafs vs. Tampa Bay Lightning	193
Leafs vs. Vancouver Canucks	194
Leafs vs. Washington Capitals	195
Leafs vs. Winnipeg Jets	196
NHL Team Directories	198

HISTORY

A Brief History of the Toronto Maple Leafs Hockey Club	202
Records Year-By-Year	206
All-Time Record vs. NHL	207

CONTENTS

Opening Night History	208
All-Time Home & Road Records.....	210
Leadership	211
All-Time Regular Season Scoring & Game Results	212
All-Time Player Roster.....	308
All-Time Goaltender Roster.....	320
Goaltending Records	322
All-Time Scoring Leaders.....	325
Individual Leaders By Year	326
All-Time Stats Leaders.....	328
Team Records (Season).....	332
Team Records (Game).....	334
Team Records (Period).....	336
Individual Records (Career).....	337
Individual/Goaltending Records (Career)....	338
Individual Records (Season).....	339
Individual/Goaltending Records (Season) ..	340
Individual Records (Game/Period).....	341
Individual/Goaltending Rookie Records	342
All-Time Hat Tricks	344
All-Time Opponents Hat Tricks	348
All-Time Penalty Shots.....	352
All-Time Shootout Results.....	354
Game-By-Game Overtime Results.....	358
Wins With 10 or More Goals	362
Largest Margins of Defeat (Since 1981)	363
Team Streaks & Records	
For Toronto Franchise.....	364
Postponed/Rescheduled Games	366
Consecutive Games vs. Same Opponent	
In Same Venue.....	366
Holiday Game Records.....	367
All - Time Player Transactions	368
This Date in Leafs History	376
Conn Smythe Trophy	379
Trophy Winners	380
NHL Awards	382
All - Star Game Participation	383
All - Stars	384
All-Time Sweater Numbers	386
Hockey Hall of Fame Inductees.....	390
Recent Maple Leaf Inductees.....	393
Uniform History	394
Maple Leaf Gardens	398
Arena Gardens	399

MAPLE LEAFS FOREVER

The Story Behind The Leafs	
Honoured Numbers	402
Syl Apps	404
George Armstrong.....	405
Irvine "Ace" Bailey	406
Bill Barilko	407
Johnny Bower.....	408
Walter "Turk" Broda	409
Frank "King" Clancy	410
Wendel Clark.....	411
Charlie Conacher	412
Clarence "Hap" Day.....	413
Doug Gilmour	414

Tim Horton.....	415
Leonard "Red" Kelly	416
Ted "Teeder" Kennedy.....	417
Frank Mahovlich	418
Borje Salming.....	419
Darryl Sittler.....	420
Mats Sundin.....	421
Top 25 Leafs of All - Time	422

PLAYOFF HISTORY

All-Time Playoff Scoring & Game Results.....	426
All-Time Playoff Record by Team	450
Summary of Toronto Maple Leafs Playoff Series	453
All-Time Playoff Player Roster.....	454
All-Time Playoff Goaltender Roster.....	461
Individual Playoff Leaders by Year.....	462
All-Time Playoff Shutouts.....	464
All-Time Playoff Scoring Leaders	465
All-Time Playoff Overtime Results	466
Team Playoff Records (Series).....	468
Team Playoff Records (Game).....	470
Team Playoff Records (Period)	471
Individual Playoff Records (Career).....	472
Individual Playoff Records (Season).....	473
Individual Playoff Records (Series).....	474
Individual Playoff Records (Game)	475
Individual Playoff Records (Period)	476
Miscellaneous Playoff Statistics.....	477

STANLEY CUP CHAMPIONSHIPS

1918 Stanley Cup Champions.....	480
1922 Stanley Cup Champions	481
1932 Stanley Cup Champions	482
1942 Stanley Cup Champions	483
1945 Stanley Cup Champions	484
1947 Stanley Cup Champions	485
1948 Stanley Cup Champions.....	486
1949 Stanley Cup Champions.....	487
1951 Stanley Cup Champions.....	488
1962 Stanley Cup Champions	489
1963 Stanley Cup Champions	490
1964 Stanley Cup Champions	491
1967 Stanley Cup Champions	492
Statistics in Stanley Cup Final.....	493

MEDIA INFORMATION

General Media Information	496
Air Canada Centre	497
Maple Leaf Square.....	500
MasterCard Centre for Hockey Excellence...	502
2014-15 NHL Directory	503
NHL Hockey Operations.....	504
2014-15 Key Dates.....	506
How To Figure.....	508
Leafs TV / MapleLeafs.com	509
On - Air Broadcast Team Bios	510

MAPLE LEAF SPORTS & ENTERTAINMENT LTD.

50 Bay Street, Suite 500, Toronto, ON, M5J 2L2..... Website: www.theaircanadacentre.com

Board of Directors

Lawrence M. Tanenbaum, O.C. (Chairman of the Board and NHL Governor), George Cope, Dale Lastman (Alternate NHL Governor), Guy Laurence, Edward Rogers, Anthony Staffieri, Mary Ann Turcke, Siim Vanaselja

MLSE Management

Chairman, NHL Governor..... Lawrence M. Tanenbaum
 Alternate NHL Governor..... Dale Lastman
 President & Chief Executive Officer..... Tim Leiweke
 President & Alternate Governor, Toronto Maple Leafs..... Brendan Shanahan
 Senior Vice President & General Manager, Toronto Maple Leafs..... David Nonis
 Chief Commercial Officer..... Dave Hopkinson
 Chief Financial Officer..... Ian Clarke
 Chief Facilities and Live Entertainment Officer..... Bob Hunter
 Chief Legal and Development Officer..... Peter Miller
 Senior Vice President, Finance..... Kevin Nonomura
 Vice President, Global Partnerships..... Jeff Deline
 Vice President, Marketing & Communications..... Shannon Hosford
 Vice President, Sales & Service..... Tom Pistore
 Vice President, Technology..... Sasha Puric
 Vice President, Facilities & Live Entertainment..... Wayne Zronik
 Vice President, Content..... Alyson Walker
 Vice President, Special Events & Attractions..... Justina Klein
 President & General Manager, Toronto Raptors..... Masai Ujiri
 General Manager, Toronto FC..... Tim Bezbatchenko

TORONTO MAPLE LEAF HOCKEY CLUB

Phone: (416) 815-5700..... Team Website: www.mapleleafs.com

Maple Leafs Management

President & Alternate Governor..... Brendan Shanahan
 Senior Vice President & General Manager..... David Nonis
 Assistant General Manager..... Kyle Dubas
 Assistant to the General Manager..... Brandon Pridham
 Senior Advisor..... Cliff Fletcher
 Head Coach..... Randy Carlyle
 Assistant Coaches..... Peter Horachek, Steve Spott, Chris Dennis
 Goaltending Coach..... Rick St. Croix
 Director of Player Development..... Jim Hughes
 Player Development Coordinator..... Bobby Carpenter
 Player Development Advisor..... Steve Staios
 Director, Hockey & Scouting Administration..... Reid Mitchell
 Strength & Conditioning Coordinator..... Anthony Belza
 Manager, Team Services..... Dave Griffiths
 Video & Technical Services Analyst..... Adam Jancelewicz
 Video Coordinator..... Mark Phalon
 Director of Amateur Scouting..... Dave Morrison
 Director of Pro Scouting..... Steve Kasper
 Pro Scouts..... Rob Cowie, Mike Penny, Tom Watt, Bryan Stewart
 Amateur Scouts..... Scott Carter, Gary Harker, John Lilley, Garth Malarchuk, Mike Palmateer,
 Allan Power, George Armstrong, Pierre Rioux, Roy Stasiuk, John McMorrow,
 Darryl Stanley, Bud Stefanski, Brian Sommariva,
 European Scouts..... Thommie Bergman, Joe Gibbs, Peter Ihnacak, Nikolai Ladygin, Jari Gronstrand
 Cam Charron..... Hockey Research & Development, Analyst
 Darryl Metcalf..... Hockey Research & Development, Analyst
 Rob Pettapiece..... Hockey Research & Development, Analyst
 Community Representatives..... Wendel Clark, Darryl Sittler
 Executive Assistant, Hockey Operations..... Sandi Dunn
 Administrative Assistant, Hockey Operations..... Leanne Hederson

Maple Leafs Medical and Training Staff

Head Athletic Therapist..... Paul Ayotte
 Athletic Therapist..... Marty Dudgeon
 Massage Therapist..... Todd Bean
 Equipment Manager..... Brian Papineau
 Assistant Equipment Managers..... Tom Blatchford, Bobby Hastings
 Medical Director, Maple Leafs & Marlies..... Dr. Noah Forman
 Orthopedic Consultant..... Dr. John Theodoropoulos
 Team Dentists..... Dr. Marvin Lean, Dr. Charles Goldberg

Maple Leafs Communications

Director, Media Relations	Steve Keogh
Coordinator, Media Relations	Ian Meagher
Senior Director, Corporate Communications	Dave Haggith
Director, Corporate Communications	Jamie Deans
Manager, Corporate Communications	Abby Albino
Coordinator, Corporate Communications	Akasha Di Tommaso
Coordinator, Community & Internal Communications	Melissa Perri
Senior Audio Engineer & Venue Technology Operations Supervisor	Courtney Ross
Team Photographer	Graig Abel
Alumni Coordinator	Drew Rogers

Corporate Responsibility

Senior Director, Corporate Responsibility & Executive Director, MLSE Foundation	Michael Bartlett
---	------------------

Community & Sport Partnerships

Director, Community & Sport Partnerships	David De Freitas
Manager, Sport Development	Melanie Gerin-Lajoie
Manager, Community & Player Relations	Jason Schwabe
Coordinator, Sport Partnerships	Rebecca Michael
Coordinator, Hockey Development	Greg Schell

MLSE Foundation

Campaign Director	Tanya Mruck
Manager, Community Development	Bridgette Estrela
Manager, Philanthropy	Erika Minkhorst
Specialist, In Arena Fundraising & Partnerships	Shellie Thomas
Coordinator, Community Engagement	Annie Cho
Coordinator, Community Development	Kendra Kerr
Coordinator, Community Partnerships	Nilesh Chauhan
Coordinator, Philanthropy	Lisa Wiele
Fundraising Assistant	Kelley Still

Maple Leafs Game Presentation

Manager, Game Presentation	Steve Edgar
Coordinators, Game Presentation	Taylor Dean, Fraser Gillan
Assistants, Game Presentation	Leanne Allcock, Brittney Coggins

Air Canada Centre

General Manager, Air Canada Centre Operations	Vince Bozzo
Head of Human Resources	Kim Carter
Executive Chef, ACC	Christopher Zielinski
Senior Director, Marketing, Toronto Maple Leafs & Marlies	Reid Black
Senior Director, Event Marketing	Melissa Bubb-Clarke
Senior Director, Sales	Mike Cosentino
Senior Director, Finance	Andrea Cromie
Senior Director, Service	Kristy Fletcher
Senior Director, Marketing (Raptors/TFC)	David Freeman
Senior Legal Counsel	Darren Kirkwood
Senior Director, Sales	Tom McDonald
Senior Director, MLSE Food and Beverage	Dan Morrow
Senior Director, Global Partnerships	Chris Shewfelt
Senior Director, Global Partnerships	Jordan Vader
Director, Finance	Shaun Alie
Director, Food & Beverage/Retail Finance	Aldrick Britto
Director, Merchandise & Retail Operations	Jeffrey Budway
Director, Security and Personnel	Michael Burns
Director, Marketing Intelligence & Platforms	Jonathan Carrigan
Director, Ticket Administration	Hayley Chapman
Director, Global Partnerships	Shannon Cole
Director, Media Sales	Kirk Cornelius
Director, Global Partnerships	Patsy Coyle
Director, Global Partnerships	Galen Davies
Director, Labour Relations & Compliance	Les Fisher
Director, Internal Audit	Steve Greenidge
Director, Finance	Damien Hall
Director, IT	Blerina Hoxha
Director, Project Development	Kevin Huschilt
Director, Payroll	Randi Jakobsen
Director, Media Relations, Toronto Raptors	Jim LaBumbard
Direct, Building Operations and Project Management	Bryan Leslie
Director, Finance	Julien Masson
Director, Marketing Partnerships	Deirdre Molloy

Air Canada Centre (cont'd...)

Director, Catering Sales.....	Deborah Muise
Director, Global Partnerships.....	Eric Nachman
Director, Ticket Operations.....	Scott Phillips
Director, Live Production & Venue Technology, ACC.....	Jim Steele
Director, Business Analytics.....	Jonathan Zammit
Director, Executive Suite Sales.....	Lloyd Oliver
Director, Live Events.....	Nathalie Ollson
Director, Venue Programming & Live Event Management.....	Tricia Silliphant
Director, RSBG & e11even.....	Matt Valentine
Director, Sales.....	Anton Wimmer
Account Director, Marketing, MLSQ.....	Caroline Wright
Creative Director.....	Matt Coyle
Legal Counsel.....	Matthew Lawless
Legal Counsel.....	Emilie Nicholas

Television and Radio Broadcast Information

Senior Director, Content & Broadcast.....	Frank Hayward
Director, Business Development.....	Aaron Lafontaine
Director, Networks Production & Programming.....	Peter Papulkas
Executive Assistant.....	Pina Dell'Anno
Manager, Networks Programming.....	Sara Neale
Manager, Networks Production.....	Jamie Arnold
Manager, Broadcast Resources.....	Tanya Dalla-Nora
Producer, Networks.....	Scott Wallace, Chris McWade
Associate Producers, Networks.....	David Leiter, Nicole Burns, Chris Phillips,
.....	Heather Cairns, Kenny Mayhew, Renata Kuzma
Talent, Leafs TV.....	Joe Bowen, Paul Hendrick, Todd Crocker, Bob McGill
Radio, Play-By-Play.....	Joe Bowen
Radio, Analyst.....	Jim Ralph
Senior Director, Marketing.....	John McCauley
Director, Digital Marketing & Partnerships.....	Deirdre Molloy
Executive Producer.....	Michael Gelfand
Producer.....	Mike Brock
Community Manager, Toronto Maple Leafs.....	Matthew Iaboni
Producer, Digital Production.....	Anthony Laksmana

Team Information

Arena.....	Air Canada Centre
First Game – Air Canada Centre.....	February 20, 1999
Capacity.....	18,819
Team Colours.....	Blue and White

Board of Directors



LAWRENCE M. TANENBAUM, O.C.
Kilmer Sports Inc.
Chairman of the Board
NHL Governor



GEORGE COPE
BCE and
Bell Canada



DALE H. LASTMAN
Goodmans LLP
Alternate
NHL Governor



GUY LAURENCE
Rogers
Communications Inc.



EDWARD ROGERS
Rogers
Communications Inc.



ANTHONY STAFFIERI
Rogers Communications
Inc.



MARY ANN
TURCKE
BCE and Bell Canada



SIIIM VANASELJA
Bell Canada



BRINGING THE WORLD TO ITS FEET



LAWRENCE M. (LARRY) TANENBAUM, O.C.
CHAIRMAN OF THE BOARD,
MAPLE LEAF SPORTS & ENTERTAINMENT
NHL Governor

Larry Tanenbaum was appointed Chairman of Maple Leaf Sports & Entertainment in July 2003. He also serves as a Governor of the NBA for the Toronto Raptors, of the NHL for the Toronto Maple Leafs and of Major League Soccer for Toronto FC. He is a Member of the Board and Executive Committee of the Hockey Hall of Fame in Toronto, Ontario.

Mr. Tanenbaum was the primary force in bringing an NBA franchise to Toronto. In the early 1990's, Tanenbaum attempted to move established NBA clubs to Toronto and then, as head of the Palestra Group, he initiated the expansion process that introduced the NBA to Canada. Although he was unsuccessful in being awarded the initial expansion franchise, Tanenbaum established himself in NBA circles and the city as a legitimate contender for an NBA team.

In 1996, Mr. Tanenbaum acquired an interest in the Toronto Maple Leafs of the National Hockey League and Maple Leaf Gardens, Limited (now Maple Leaf Sports & Entertainment). With MLG's purchase of the Raptors and Air Canada Centre in February 1998, Tanenbaum fulfilled his goal of NBA and NHL ownership in Toronto under the same group.

Mr. Tanenbaum was reappointed to the Advisory/Finance Committee - the senior most committee of the NBA Board of Governors which considers and makes recommendations to the Board concerning a wide range of financial and league business matters.

Mr. Tanenbaum is Chairman and Chief Executive Officer of Kilmer Van Nostrand Co. Limited (Kilmer). Under his direction, Kilmer developed into a multi-faceted civil engineering and construction company whose operating divisions covered road building and paving, ready-mix concrete, aggregates, heavy construction, trucking and pipe manufacturing. Kilmer's road building, paving and aggregates operations were conducted through Kilmer's wholly owned subsidiary, The Warren Paving & Materials Group Limited. Mr. Tanenbaum served as Chairman of Warren, which, until its merger with Lafarge North America, was Canada's largest asphalt paving and aggregate company. In December 2000 Warren was merged into Lafarge North America Inc., North America's largest diversified construction materials company and supplier of cement, aggregates and concrete, and other materials for residential, commercial, institutional and public works construction in the United States and Canada. As a result of this merger, Kilmer became a significant shareholder in Lafarge, and Mr. Tanenbaum served on the Board and chaired its Finance Committee until the 2006 buyout by its parent company, Lafarge SA of France.

Today, Kilmer's roots in construction are expressed through innovative real estate development and leading edge public private partnership (P3). Its Kilmer Brownfield Equity Fund reclaims contaminated land in the urban context, through sophisticated risk management and optimizing for highest and best use. Its Kilmer Developments is

currently managing three P3's: The Quickload CEF in Prince Rupert, B.C.; the 23 Ontario Highway Service Centre locations under the ONroute banner, in partnership with HMS Host and Canadian Tire; and the design, finance and construction of the 2015 Pan Am Games Athletes' Village, in partnership with Dundee.

Kilmer also has significant investments in various sports-related entities, including Insight Sports Ltd, which is a leading sports media company involved in the creation, production and broadcasting, on all platforms, of sports and related lifestyle content. Insight Sports holds equity positions in Canadian specialty television services including The NHL Network and owns and/or operates the World Fishing Network (WFN) and Game TV.

In addition, Mr. Tanenbaum serves as Chairman of Kilmer Capital Partners, a private equity investment fund, which provides equity capital to small to mid-market companies, and is dedicated to building leading companies in partnership with management. Kilmer Capital's portfolio includes Altasciences Inc., Coalision, Atelka, English Bay Batter Inc. and Compact Power.

Mr. Tanenbaum served as National Revenue Chair of the Liberal Party of Canada during Prime Minister Paul Martin's term of office. He currently serves as a member of the Ontario Investment and Trade Advisory Council, the Advisory Council, Toronto Board of Trade and recently served as a member of the Toronto Prosperity Initiative. He has also served on the Independent Fiscal Review Panel of the City of Toronto and the Mayor's Economic Competitiveness Advisory Committee of the City of Toronto.

Mr. Tanenbaum's involvement in Community Associations includes the following: Vice-Chairman, Board of Directors, Mount Sinai Hospital – a tertiary care teaching hospital associated with the University of Toronto; Co-Chairman of the Research Board for the Lunenfeld-Tanenbaum Research Institute; Member, Board of Directors, Brain Canada; Member, University Council, Cornell University; Member, Advisory Board, Baycrest Centre for Geriatric Care; Member of the Advisory Board, Montreal Neurological Institute; Member, Dean's Advisory Council, Schulich School of Business, York University; Founding Board Member, Right to Play; Founding Member, Centre for Israel and Jewish Affairs; and Co-Chair, Tomorrow Campaign (UJA).

In recognition of his contributions in the areas of business, philanthropy, and volunteerism, Mr. Tanenbaum was appointed an Officer of the Order of Canada on October 25, 2007. The Order of Canada is the centrepiece of Canada's honors system and represents its highest civilian award.

In June, 2012 Mr. Tanenbaum was awarded an honorary degree of Doctor of Laws by the University of Toronto. He was inducted into the Ontario Road Builders' Hall of Fame in February, 2013.

Mr. Tanenbaum has a Bachelor of Science degree in Economics from Cornell University (1968).



TIMOTHY J. LEIWEKE President & CEO

Tim Leiweke was named President and Chief Executive Officer of Maple Leaf Sports & Entertainment (MLSE) on April 26, 2013. Leiweke brought more than 30 years of sports and entertainment experience to MLSE, having been deeply involved in the growth and development of the NHL, NBA and MLS.

Leiweke joined MLSE after 17 years with AEG, one of the leading sports and entertainment presenters in the world. In 2013, he ranked fifth on the Sports Business Journal's 50 Most Influential People in Sports Business and eighth on Billboard's 100 Most Powerful Music Industry Executives – the only President & CEO to rank on both lists.

In his first year at the helm of MLSE, Leiweke has led a transformation of the company that has made headlines internationally. One of Leiweke's first moves upon taking the reins at MLSE was hiring the 2012-13 NBA Executive of the Year,

Masai Ujiri, as President and General Manager of the Toronto Raptors which resulted in a franchise record for wins in the regular season and the team's first playoff appearance in six seasons. With Toronto FC, Leiweke orchestrated one of the most dramatic team overhauls in Major League Soccer history, bringing in new star designated players Jermain Defoe, the 14th leading goal scorer in English Premier League history, and Michael Bradley, a centre midfielder from A.S. Roma and key player on the U.S. Men's national team. In May, Leiweke appointed Hockey Hall of Famer Brendan Shanahan as President of the Toronto Maple Leafs to lead one of sport's most iconic teams back to the playoffs.

In his time at AEG, Leiweke led the acquisition or merger of more than 60 divisions and companies to help create a global live entertainment organization capable of developing, producing, promoting, marketing and managing sports and entertainment programming in both facilities owned and operated by AEG, as well as other venues.

Leiweke guided the \$150 million, 85-acre development of StubHub Center (formerly The Home Depot Center), built on the campus of California State University Dominguez Hills in Carson, California. The Center - the largest-ever private investment in amateur athletics - is the home to the Los Angeles Galaxy and Chivas USA and has been designated an official U.S. Olympic and Paralympic Training Site as well as the USTA's High Performance Training Center and the U.S. Soccer Federation's team training and Athletes' Performance training center.

It was under Leiweke's vision and executive guidance that the four million square foot, \$2.5 billion L.A. LIVE complex was built in downtown Los Angeles, adjacent to the STAPLES Center and the Los Angeles Convention Center. The AEG-operated development features a 2,300-capacity live music venue, a 7,100-seat live theatre and a 54-story, 1001-room convention destination featuring the Ritz-Carlton, Los Angeles and JW Marriott L.A. LIVE. In 2011, AEG introduced AXS Ticketing, the first phase of its new entertainment platform serving as the company's primary consumer brand which will also feature mobile and video content services. In 2012, AEG formed a partnership with HDNet, Ryan Seacrest Productions and CAA, to launch AXS TV, a new linear cable channel focusing on live entertainment and lifestyle programming.

During Leiweke's time at AEG, he fostered a culture of winning which saw his teams claim 11 championships, most recently being the 2012 Stanley Cup Champion Los Angeles Kings and the 2011 and 2012 MLS Cup Champion LA Galaxy.

Prior to moving to Los Angeles to join the Los Angeles Kings in 1996, Leiweke served as President and CEO for U.S. Skiing. Previously, he was President of the Denver Nuggets (1991-95) and played an important role in the negotiations around the relocation of the Quebec Nordiques to Colorado and helped guide the initial development and design of the Pepsi Center.

The first employee hired by the Minnesota Timberwolves in 1988, Leiweke spent two seasons as Vice President for the NBA franchise and was responsible for dealing with naming rights, marketing and sales for all events at the Target Center.


Leiweke's career in sports administration began in 1979 in his hometown as the assistant General Manager of the Major Indoor Soccer League's St. Louis Steamers. The following year, at the age of 24, he became the youngest General Manager in professional sports with the Baltimore Blast of the MISL. He became Vice President and General Manager of the MISL's Kansas City Comets in 1981-82, and eventually became the club's President in 1986.

In each of the cities they have lived in, Tim and his wife, Bernadette, have been extremely active in the community, dedicating their time to a range of charitable causes and initiatives. As a result, Leiweke has been recognized by numerous organizations for his efforts. Among the honours he has received: the Spirit of Life Award (which raised nearly \$9 million in his name in January, 2010) from City of Hope, the Saint John's Hospital 2012 Corporate Leadership Award, the 2009 Global Corporate Leadership Award from the Asia Society Southern California, the Anti-Defamation League's 2007 Humanitarian Award, the Neil Bogart Memorial Fund's 2003 Children's Choice Award, Father of the Year by the American Diabetes Association and the Muscular Dystrophy Association's Man of the Year.

He has also been recognized for his contributions by organizations such as Para Los Niños, the Greater Los Angeles African American Chamber of Commerce, the Latin Business Association, the Korean American Federation and Special Olympics of Southern California. He is also a current member of the Boards of Directors for the 2015 Special Olympics World Summer Games and Visit California.

Tim and his wife reside in Toronto and have a daughter, Francesca.

EXECUTIVE MANAGEMENT TEAM



Tim Leiweke
President &
Chief Executive Officer



Brendan Shanahan
President &
Alternate Governor,
Toronto Maple Leafs



David Nonis
Senior Vice President &
General Manager,
Toronto Maple Leafs



Dave Hopkinson
Chief Commercial
Officer



Ian Clarke
Chief Financial Officer



Bob Hunter
Chief Facilities &
Live Entertainment Officer



Peter Miller
Chief Legal &
Development Officer



Kevin Nonomura
Senior Vice President,
Finance




Jeff Deline
Vice President,
Global Partnerships



Shannon Hosford
Vice President,
Marketing &
Communications



Tom Pistore
Vice President,
Sales & Service



Sasha Puric
Vice President,
Technology



Wayne Zronik
Vice President,
Facilities & Live Entertainment



Alyson Walker
Vice President,
Content



Justina Klein
Vice President, Special
Events & Attractions



Masai Ujiri
President &
General Manager,
Toronto Raptors



Tim Bezbatchenko
General Manager,
Toronto FC



BRENDAN SHANAHAN

President and Alternate Governor

The Hockey Hall of Fame's 2013 induction class featured the inclusion of a left-winger blessed with a competitive fire and a dynamic ability to consistently hit the score sheet over parts of three decades in the National Hockey League. Brendan Shanahan took his rightful spot alongside hockey immortals at the Hockey Hall of Fame in his hometown Toronto on November 11, 2013.

The Mimico, Ontario native returned home again on April 14, 2014 but this time on the merits of his off-ice leadership ability when the Toronto Maple Leafs introduced Shanahan as President and Alternate Governor of the Original Six franchise. In his new role, Shanahan

oversees all team operations after a 27-year NHL career as both a player and league executive.

"Brendan Shanahan embodies everything that you could ask for in a team leader and he will be the architect that restores the pride and winning attitude for this franchise," said Tim Leiweke, President and CEO of Maple Leaf Sports and Entertainment. "You can't teach the passion, character and love of the game that he possesses. Brendan lives for hockey and he loves Toronto."

Shanahan, 45, played 21 seasons in the NHL from 1987 to 2009 and tallied 656 goals, 698 assists and 1,354 points in the regular season. Another 60 goals and 134 points in 184 NHL playoff games would be added to the ledger. The regular season point total is the third-highest mark in NHL history for a left winger behind only Luc Robitaille and John Bucyk. Shanahan's 109 career game-winning goals in the regular season ranks fifth all-time. Shanahan's teams qualified for the NHL playoffs in 19 of his 21 seasons during his playing career. Remarkably, he has the distinction of being the only player in NHL history to exceed 600 goals and 2,000 penalty minutes for an entire NHL career and only 12 men have scored more goals in league history. Shanahan's NHL career saw him hit the 20-goal plateau in 19 consecutive seasons, a streak surpassed by only Gordie Howe. He reached 30 goals 12 times and 40 goals six times. He hit the magical 50-goal mark in 1992-93 and 1993-94. First Team NHL All-Star selections at left wing followed at the end of the 1993-94 and 1999-00 seasons and he earned a Second Team NHL All-Star berth in 2001-02. He played in eight NHL All-Star games during his career.

Drafted second overall in the 1987 NHL Entry Draft by the New Jersey Devils, Shanahan also suited up for the St. Louis Blues, Hartford Whalers, Detroit Red Wings and New York Rangers. He was the recipient of the King Clancy Memorial Trophy in 2003, an annual award to the player who best exemplifies leadership qualities on and off the ice while making a noteworthy humanitarian contribution in his community.

During his distinguished career, the fierce competitor earned three Stanley Cup Championships with the Detroit Red Wings (1997, 1998, 2002). He played a vital leadership role in bringing the Stanley Cup back to Motown for the first time since 1955. Shanahan was a stabilizing factor as Canada captured their first hockey gold medal in 50 years at the 2002 Winter Olympics. Interestingly enough, Shanahan's earlier international contributions saw him play a key role with Team Canada as the club snapped a 33-year drought by earning gold at the 1994 World Championships. Also, at just 22, Shanahan's talents earned him a spot on Team Canada's 1991 Canada Cup championship team. Shanahan is one of just eight players to ever achieve the rare feat of winning an Olympic gold medal and the Stanley Cup in the same season (2002).

Throughout his career, Shanahan established himself as an important voice for the game of hockey, not only for his on-ice credentials, but for his leadership qualities off the ice. During the 2004-05 NHL lockout season, Shanahan convened a group of influencers in the game to discuss the direction of the on-ice product which led to several recommendations to the NHL and the NHLPA including the formation of today's Competition Committee.

Shanahan retired as a player on November 17, 2009 and quickly joined the NHL's head office in December, 2009 as Vice President of Hockey and Business Development where he introduced several new initiatives. Chief among them was enlivening the NHL All-Star Weekend by implementing the 'All-Star Player Draft' at the showcase event beginning in 2011. Interestingly enough, the National

Football League adopted the 'player draft' format for their 2014 all-star game, the Pro Bowl. Shanahan's creativity and proactive approach were deciding factors in the successful execution of the inaugural NHL Research and Development Camp in 2010. The two-day camp explored potential rule changes and variations to special teams play among many other strategic on-ice advancements.

Shanahan would later serve as the league's chief player disciplinarian beginning with the 2011-12 season and up until his appointment with the Blue and White in the spring of 2014. During his time at the league office, the progressive-thinking Shanahan redefined the way the NHL administered supplementary discipline for on-ice incidents. He formed a first-rate and fully functional team of professionals which comprised the league's Player Safety Department. To this day, the group monitors on-ice conduct and flag plays that warrant review and potential discipline. The Player Safety Department has produced a series of educational, transparent videos designed to help players and fans better understand how specific infractions are viewed and evaluated, what is legal and what merits the assessment of Supplemental Discipline.

"Whether it was behind the scenes or under the glare of hockey's harshest spotlight, Brendan was as much of an 'impact player' at the League as he was on the ice," NHL Commissioner Gary Bettman said. "Brendan has helped to change the culture of the game, has made it safer on a variety of levels, and his influence will be felt for years."

"Brendan Shanahan has been a positive influence on the game of hockey at every level - in junior, internationally, and the National Hockey League - including his past four-plus seasons as a league executive," said New Jersey Devils President and General Manager Lou Lamoriello. "There is no question in my mind that he will be a decided asset and have exceptional success in his new role with the Toronto Maple Leafs."





DAVID NONIS

Senior Vice President and General Manager

David Nonis was named Senior Vice President and General Manager of the Toronto Maple Leafs on January 9, 2013, becoming the 15th General Manager in franchise history. He originally joined the Maple Leafs organization as Senior Vice President of Hockey Operations on December 6, 2008. In Nonis' first season as the Leafs' General Manager, the Blue and White earned a record of 26-17-5 and advanced to the playoffs. Nonis has an overall record of 64-53-13 in 130 games as General Manager of the Maple Leafs.

Nonis, 48, worked in a management capacity for Canada's National Men's Team at two IIHF World Championships. In 2011 he was appointed the General Manager of Team Canada, and most recently served as the team's Assistant General Manager in 2012.

Prior to joining the Maple Leafs, Nonis was the Anaheim Ducks' Senior Advisor of Hockey Operations and held that position since June 20, 2008. In the previous four years he was the Senior Vice-President and General Manager of the Vancouver Canucks. He joined the Canucks in 1998 as Senior Vice-President, Director of Hockey Operations after serving four seasons as the National Hockey League's Manager of Hockey Operations. With the NHL, Nonis helped craft the 1994 Collective Bargaining Agreement and worked with the league's arbitration team, assisting clubs in preparing for arbitration, researching salaries and interpreting contract language.

A native of Burnaby, British Columbia, Nonis played hockey for the University of Maine where he served as captain for two seasons, leading his team to back-to-back NCAA championship tournaments and graduating with a B.A. in 1988. He played one season professionally in Denmark before returning to Maine in 1989 to serve on the coaching staff of his alma mater. He earned his M.B.A. from Maine in 1990 before joining the Vancouver Canucks staff that year working with corporate contracts, computer scouting and team services. Nonis became the Canucks' chief negotiator of player contracts and assumed responsibility for Vancouver's minor league affiliate agreement with the Manitoba Moose of the American Hockey League. He directed all areas of the Canucks' hockey operations department before being tapped as the ninth, and youngest-ever, General Manager of the club May 6, 2004.

Nonis was inducted into the Burnaby Sports Hall of Fame on February 28, 2013.

DAVID NONIS' RECORD AS A GENERAL MANAGER

YEAR	TEAM	LGE	REGULAR SEASON							PLAYOFFS			
			G	W	L	OTL	PTS	%	G	W	L	%	
2004-05	Vancouver	NHL	- NO NHL SEASON DUE TO WORK STOPPAGE -										
2005-06	Vancouver	NHL	82	42	32	8	92	.561	--	--	--	---	
2006-07	Vancouver	NHL	82	49	26	7	105	.640	12	5	7	.417	
2007-08	Vancouver	NHL	82	39	33	10	88	.537	--	--	--	---	
2012-13	Toronto	NHL	48	26	17	5	57	.594	7	3	4	.429	
2013-14	Toronto	NHL	82	38	36	8	84	.512	--	--	--	---	
	NHL TOTALS		376	194	144	38	426	.566	19	8	11	.421	



AS THE NATIONAL
AIRLINE, WE LOVE
MAPLE LEAFS.



PROUD PARTNER OF YOUR
TORONTO MAPLE LEAFS.

AIR CANADA  *Your world awaits.*



"Toronto Maple Leafs," "Leafs" and associated word marks and logos are trademarks of Maple Leaf Sports & Entertainment Ltd. and are used under licence.



RANDY CARLYLE

Head Coach

Randy Carlyle, 58, was named the 28th Head Coach in Toronto Maple Leafs history on March 2, 2012. Carlyle became the 16th individual to have both played for the Maple Leafs and then taken on the reins as the team's coach. The Sudbury, Ontario native played 94 games for the Blue and White from 1976 to 1978, registering two goals and 16 assists. In Carlyle's first complete season (2012-13) coaching the Leafs, the team compiled a record of 26-17-5, finished fifth in the Eastern Conference and gained a playoff berth. He registered his 300th career NHL win April 6, 2013 at New Jersey. In 148 career games with the Leafs, Carlyle's record stands at 70-62-16.

Carlyle previously spent seven seasons as the Anaheim Ducks' Head Coach from 2005-to-2011. He was named the seventh Head Coach in team history on August 1, 2005. In the most successful season in Ducks' history, Carlyle guided the Ducks to their first-ever Stanley Cup championship in 2007. He also led Anaheim to its first Pacific Division championship in 2006-07, earning a regular season record of 48-20-14 for 110 points and setting franchise records in most major statistical categories, including wins, points and goals for (254), eclipsing marks the team set the previous season.

Throughout his tenure in Anaheim, Carlyle led the Ducks to five playoff appearances (2005-09, 2011) and only one NHL coach won more postseason games than his 36 in that span (Mike Babcock). Carlyle had the most wins and highest winning percentage in Ducks' history, compiling a 273-182-61 record in 516 regular season contests (.588 winning percentage). His teams earned at least 98 points in four of his six Anaheim head coaching seasons prior to 2011-12.

Prior to his time with the Ducks, Carlyle spent the 2004-05 season as Head Coach of the Manitoba Moose, the American Hockey League affiliate of the Vancouver Canucks. He led Manitoba to a 44-26-3-7 record (0.613 winning percentage) and an appearance in the 2005 Calder Cup Semifinal.

In all, Carlyle spent six seasons (1996-to-2001 & 2004-05) as Head Coach in Manitoba (both in the International and American Hockey Leagues), earning a career mark of 222-159-52-7 with the franchise. He had additional duties as General Manager of the Moose from 1996-to-2000, adding the title of President for the 2001-02 season. Carlyle helped the Moose to a 47-21-14 record with 108 points in 1998-99 and was named the IHL's General Manager of the Year.

Following the 2001-02 season, Carlyle served as an Assistant Coach in the NHL with the Washington Capitals for two seasons (2002-2004). He helped the organization return to the Stanley Cup Playoffs in his first season before rejoining Manitoba in 2004-05.

Carlyle played 17 seasons in the NHL with Toronto, Pittsburgh and Winnipeg, appearing in 1,055 games and registering 647 points (148 goals, 499 assists) with 1,400 penalty minutes. He was selected to play in four NHL All-Star games and won the Norris Trophy as the league's top defenceman in 1980-81 after setting career highs in goals (16), assists (67) and points (83) in 76 games with the Penguins. Overall, Carlyle had five seasons in which he topped the 50-point plateau. He also appeared in 69 NHL playoff games, posting 33 points (9 goals, 24 assists) and 120 penalty minutes.

At the conclusion of his playing career in 1993, Carlyle remained with the Winnipeg organization's hockey operations staff, eventually becoming an Assistant Coach in 1995-96.



RANDY CARLYLE'S HEAD COACHING RECORD

YEAR	TEAM	LGE	REGULAR SEASON							PLAYOFFS			
			G	W	L	T	OTL	PTS	%	G	W	L	%
1996-97	Manitoba	IHL	32	16	14	--	2	34	0.531	--	--	--	
1997-98	Manitoba	IHL	82	39	36	--	7	85	0.518	3	0	3	0.000
1998-99	Manitoba	IHL	82	47	21	--	14	108	0.659	5	2	3	0.400
1999-00	Manitoba	IHL	82	37	31	--	14	88	0.537	2	0	2	0.000
2000-01	Manitoba	IHL	82	39	31	--	12	90	0.549	13	6	7	0.462
2004-05	Manitoba	AHL	80	44	26	7	3	98	0.613	14	8	6	0.571
2005-06	Anaheim	NHL	82	43	27	--	12	98	0.598	16	9	7	0.563
2006-07**	Anaheim	NHL	82	48	20	--	14	110	0.671	21	16	5	0.762
2007-08	Anaheim	NHL	82	47	27	--	8	102	0.622	6	2	4	0.333
2008-09	Anaheim	NHL	82	42	33	--	7	91	0.555	13	7	6	0.538
2009-10	Anaheim	NHL	82	39	32	--	11	89	0.543	--	--	--	
2010-11	Anaheim	NHL	82	47	30	--	5	99	0.604	6	2	4	0.333
2011-12	Anaheim	NHL	24	7	13	--	4	18	0.375	--	--	--	
		NHL	18	6	9	--	3	15	0.417	--	--	--	
2012-13	Toronto	NHL	48	26	17	--	5	57	0.594	7	3	4	0.429
2013-14	Toronto	NHL	82	38	36	--	8	84	0.512	--	--	--	
	NHL TOTALS		664	343	244	--	77	763	0.575	69	39	30	0.565

**Won Stanley Cup



KYLE DUBAS
Assistant General Manager

Kyle Dubas, 28, was named Assistant General Manager of the Toronto Maple Leafs on July 22, 2014.

Dubas most recently served as General Manager of the Sault Ste. Marie Greyhounds in the Ontario Hockey League for three seasons from 2011-12 to 2013-14. During his tenure, his teams finished with an overall record of 109-76-7-12, which included two post-season berths and a West Division title in 2013-14.

At the time of his hiring, the Sports Management Graduate from Brock University (Dean's List honours) became the second youngest General Manager in OHL history at the age of 25. From 2011 thru 2014, the Greyhounds had 14 players drafted to the National Hockey League; second most of all OHL teams over that span.

Prior to his appointment as General Manager of the Greyhounds, Dubas was an NHLPA Certified Agent with Uptown Sports Management for five years from 2006 to 2011. During that time he was actively involved in recruiting and advising players at the major junior, collegiate and pro level while representing players in their contract negotiations with NHL and American Hockey League clubs.

Dubas previously worked for the Soo Greyhounds from 1997 to 2006 in various roles. He was a dressing room assistant from 1997-98 to 1999-2000, a Hockey Operations assistant from 2000-01 to 2002-03 and scouted for the team from 2003-04 to 2005-06. Some of his duties over the years included developing new corporate partners and revenue streams, as well as player scouting and development.




BRANDON PRIDHAM
Assistant to the General Manager

Brandon Pridham, 40, was appointed as Assistant to the General Manager of the Toronto Maple Leafs on August 19, 2014.

His duties include assisting with salary cap analysis, contract negotiations and collective bargaining agreement interpretation for the team.

Pridham joins the club from the National Hockey League where he most recently served as Senior Director, Central Registry and Senior Advisor, Central Scouting. Pridham began his career at the NHL in 1999 as a coordinator in NHL Central Scouting. Over the past fifteen years at the League, Pridham has served in a number of capacities in the Central Scouting and Central Registry departments with duties that included serving as the contact person for NHL General Managers, Assistant General Managers and NHL Executives on issues involving the CBA, salary cap and NHL Central Scouting department.

Pridham grew up in Stouffville, Ontario and is very active in the local community as a volunteer coach in both hockey and baseball.



CLIFF FLETCHER

Senior Advisor

Cliff Fletcher, who was inducted into the Hockey Hall of Fame in the Builder category in 2004, brings more than 50 years of experience to the Maple Leafs. He rejoined the Maple Leafs on January 22, 2008 as General Manager and the team fashioned a record of 17 wins, 13 losses and three overtime/shootout losses after his arrival to finish the 2007-08 season. Fletcher has served as the Hockey Club's Senior Advisor since November 29, 2008.

Fletcher took over an underachieving Maple Leafs franchise on July 1, 1991 as Chief Operating Officer, President and General Manager and presided over a turnaround that saw the team advance to the Conference Finals (1993 and 1994) for the first time since 1978. He was chosen "Man of the Year" and "Executive of the Year" in 1993 by The Hockey News. Fletcher and the team parted ways May 24, 1997.

A native of Montreal, Quebec, Fletcher was a scout with the Montreal Canadiens for 10 years beginning in 1956 under legendary Sam Pollock. He later became the General Manager of the Verdun Blues junior hockey team. Fletcher served as a scout and Assistant General Manager with the St. Louis Blues from 1966-72 before being named General Manager of the expansion Atlanta Flames in 1972.

Fletcher was the Flames' General Manager in the team's first 19 years of existence. He oversaw the beginning of the Atlanta Flames franchise in 1972, and in 1980, he organized the transfer of the franchise to Calgary. In 11 seasons with Calgary, the team won two President's Trophies, two Campbell Conference crowns and two Smythe Division titles. In 1989, the Flames defeated the Canadiens to capture the Stanley Cup on Montreal Forum ice.

In 1999 Fletcher served as Senior Advisor to the General Manager for the Tampa Bay Lightning for two seasons. He joined the Phoenix Coyotes in February 2001 as General Manager and Executive Vice President, moving up to Senior Executive Vice President of Hockey Operations the following year. He and the club's general manager were relieved of their duties in Phoenix in April 2007.

Fletcher's stature in hockey led to his place on the Hockey Hall of Fame's Selection Committee. He served seven seasons as one of the 18 members on the committee before stepping down in 2002-03.



REID MITCHELL

Director, Hockey & Scouting Administration

Reid Mitchell was named Director of Hockey and Scouting Administration on October 29, 2008. A graduate of the University of Lethbridge, Mitchell started his professional career in minor league baseball with the Pittsburgh Pirates organization. The Vancouver, BC native would then spend five years with his hometown Vancouver Canucks working in both sales and media relations.

Mitchell joined the Toronto Maple Leafs in 2000, working in the media relations department. After working in media relations with the Maple Leafs, Mitchell spent five seasons as the club's video coach. During that time, Mitchell also worked as the video coach for Hockey Canada on three separate occasions, the 2004 World Cup of Hockey (gold medal), the 2005 Loto Cup in Slovakia and the 2006 Olympic Games in Torino, Italy (men's team).

Mitchell has worked in his current role under three different general managers (Cliff Fletcher, Brian Burke and David Nonis). Mitchell's main day-to-day responsibility with the hockey club is to manage league/CBA paperwork with the NHL Central Registry office including player contracts, transfer forms, injured lists, waivers, rosters and salary cap management. Mitchell also helps coordinate scouting efforts, handles all immigration matters, manages special projects for the team president and general manager and is responsible for organizing all matters related to the NHL Draft.



PETER HORACHEK

Assistant Coach

Peter Horachek, 54, joined the Maple Leafs as an Assistant Coach on July 11, 2014.

He most recently served as Head Coach of the Florida Panthers last season after being named interim coach on November 8, 2014. In 66 games under Horachek, the Panthers posted a 26-36-4 record.

The Stoney Creek, Ontario native served as Head Coach of the American Hockey League's San Antonio Rampage at the beginning of the 2013-14 season before his appointment with the Panthers. Prior to his stint in San Antonio, Horachek spent nine seasons as an Assistant Coach with the Nashville Predators (2003-2013), serving his last two years as Associate Head Coach. While working with the Predators, he helped the club advance to the postseason on seven occasions.

Horachek has also served as a Head Coach for the AHL's Milwaukee Admirals (2002-2003), ECHL's Trenton Titans (2001-2002) and the International Hockey League's (IHL) Orlando Solar Bears (1999-2001), where he led the Bears to the 2001 Turner Cup.

Horachek played 10 years of professional hockey as a forward in the AHL and IHL with the Rochester Americans (1979-80 to 1982-83), Flint Generals (1982-83 to 1984-85), Saginaw Generals (1985-86 to 1986-87) and Flint Spirits (1988-89). He also played three seasons of junior hockey with the Oshawa Generals from 1977-78 to 1979-80.



STEVE SPOTT

Assistant Coach

Steve Spott, 46, was appointed as an Assistant Coach with the Maple Leafs on July 11, 2014.

Spott most recently served as Head Coach of the Toronto Marlies during the 2013-14 season, posting a 45-25-6 record and leading the team to the AHL's North Division title and a berth in the Western

Conference Final. He was named the team's fourth Head Coach on July 3, 2013 after spending 12 seasons with the Kitchener Rangers of the Ontario Hockey League (OHL).

The Toronto, Ontario native spent his first seven seasons with the Rangers as an Assistant Coach under current NHL bench boss Peter DeBoer, during which the team won the Memorial Cup in 2003. Spott was named Kitchener's Head Coach prior to the 2008-09 campaign, and over five seasons compiled a record of 187-121-32. He guided the Rangers to four playoff berths, including two trips to the Western Conference Final. Spott also served as Kitchener's General Manager for five seasons.

Spott also has significant international coaching experience. In the summer of 2008, he was an Assistant Coach with Team Canada at the under-18 Ivan Hlinka Memorial tournament where Canada captured the gold medal. In 2010, he won a silver medal as an Assistant Coach with Team Canada at the World Junior Hockey Championships in Saskatchewan. The following year he led Canada to a gold medal as Head Coach of the under-18 team at the Ivan Hlinka Memorial tournament in the Czech Republic. Spott was also appointed Head Coach of Team Canada at the 2013 World Junior Hockey Championships in Ufa, Russia.

During his playing career, Spott registered 148 points (75 goals, 73 assists) in 121 games as a forward at Colgate University. He would go on to play 20 games for the Newmarket Saints of the AHL before finishing his playing career with Heerenveen in the Netherlands.



CHRIS DENNIS
Assistant Coach

Chris Dennis enters his tenth full season with the Maple Leafs. On July 24, 2013 the Maple Leafs announced that Dennis was promoted to Assistant Coach on Randy Carlyle's staff. Dennis also directs all video operations for the organization.

Dennis, 34, has served the team as the coaching staff's Video Analyst (2005-06 to 2008-09); Video Coach (2009-10 to 2010-11); and Assistant Coach, Video (2011-12 to 2012-13).

A Toronto native, Dennis holds an Honours Kinesiology degree from York University, as well as a Bachelor of Education degree from the University of Toronto. He played his minor hockey with the Toronto Marlboros of the GTHL.



RICK ST. CROIX
Goaltending Coach

Rick St. Croix enters his third season as the Maple Leafs Goaltending Coach. St. Croix works with goaltenders at all levels of the Maple Leafs organization.

St. Croix, 59, was the Goaltending Coach for the 1999 Stanley Cup champion Dallas Stars and also served as an Assistant Coach for the Winnipeg Jets from 1987 to 1989.

The Kenora, Ontario native was most recently the Goalie Coach for the AHL's St. John's IceCaps in 2011-12. He was previously the Manitoba Moose Goaltending Consultant in 2003-04 and an Assistant Coach with Manitoba from 2004-05 to 2010-11 before the Moose franchise moved to St. John's. In 2004-05, St. Croix worked on Randy Carlyle's coaching staff while in Manitoba.

St. Croix was selected in the fourth round of the 1975 NHL Amateur Draft and went on to play 130 career NHL games for both Toronto and Philadelphia. Between the 1982-83 and 1984-85 seasons, he appeared in 47 games for the Maple Leafs. He along with Maine teammate Robbie Moore were the recipients of the Harry "Hap" Holmes Memorial Trophy for the 1979-80 season as their team had the AHL's lowest goals against average. In 1985-86 he won the IHL's James Norris Memorial Trophy along with Fort Wayne teammate Pokey Reddick, which was awarded annually to the goaltender(s) with the fewest goals against in the regular season. He was named an AHL First Team All-Star in 1980 and an IHL Second Team All-Star in 1986.



DAVE MORRISON

Director of Amateur Scouting

Dave Morrison was named Director of Amateur Scouting for the Maple Leafs on June 23, 2006. He originally joined the organization as an Amateur Scout on September 10, 2004.

Morrison, 52, is responsible for supervising and directing all Maple Leafs amateur scouting activities for the Maple Leafs' scouting staff.

Morrison previously held the position of Amateur Scout with the Vancouver Canucks for parts of five seasons from 1999-2000 to 2003-04 covering eligible amateur players around the globe.

The native of Toronto, Ontario was originally selected by the Los Angeles Kings 34th overall in the 1980 NHL Draft and he played 39 career NHL games for Los Angeles and Vancouver collecting six points (three goals, three assists) with four penalty minutes. He also played 206 career American Hockey League games collecting 126 points (58 goals, 68 assists) with 141 penalty minutes.

After the 1984-85 season, Morrison spent the next 13 seasons playing hockey in Europe for teams such as Berlin and Kassel of the German Elite League as well as Manchester of the British Super League.

Morrison's playing experience also includes playing for Canada at two Spengler Cup Tournaments and the 1982 gold medal winning world junior national team.



STEVE KASPER

Director of Pro Scouting

Steve Kasper enters his third season as the Maple Leafs' Director of Pro Scouting. Kasper originally joined the Leafs as a pro scout in September 2009.

Kasper, 53, is responsible for overlooking all Maple Leafs pro scouting activities, and advises the Leafs hockey operations management team on all professional prospects.

Kasper was originally the Boston Bruins third choice, selected 81st overall in the 1980 NHL Entry Draft. The Montreal native played 821 career NHL games for Boston, Los Angeles, Philadelphia and Tampa Bay, registering 177 goals, 291 assists and 468 points along with 554 penalty minutes. Known as one of the best checking centres in hockey, he was awarded the NHL's Frank J. Selke Trophy as the NHL's best defensive forward in the 1981-82 season.

Upon his retirement at the end of the 1992-93 season, Kasper returned to Boston to become an Assistant Coach. On July 22, 1994 he was named the Head Coach of the AHL's Providence Bruins and led the team to the second round of the Calder Cup playoffs. The following season he became the Head Coach of the Boston Bruins and led the team to a 91-point season. Kasper would go on to coach the Bruins until the end of the 1996-97 season.



JIM HUGHES

Director of Player Development

Jim Hughes is entering his sixth season as Director of Player Development for the Toronto Maple Leafs.

Hughes was an Assistant Coach with the Maple Leafs' AHL affiliate, the Toronto Marlies, from 2006-08. He was responsible for the AHL's number one ranked penalty kill in 2007-08. In 2008-09 he began the season as Head Coach of Minsk Dynamo of the KHL. Hughes left Minsk and rejoined the Marlies once again as an Assistant Coach on November 19, 2008.

Hughes, 46, was the Head Coach of the Manchester Monarchs during the 2005-06 campaign leading the team to a record of 43-30-3-4 and a third place finish in the Atlantic Division. He served as the Monarch's Assistant Coach for two seasons prior to 2005-06. Before his arrival in Manchester, Hughes spent two seasons as an Assistant Coach with the Boston Bruins. In his first year with the team (2001-02), the Bruins finished atop the NHL's Eastern Conference standings.

The Bronx, New York native joined the coaching ranks in 1992 as an Assistant Coach at Providence College. After two seasons with the Friars, he moved onto Rensselaer Polytechnic Institute (R.P.I.) as an Assistant Coach and helped lead the Engineers to the 1994-95 ECAC title. Following three seasons in private business, he returned to coaching and joined the International Hockey League's Orlando Solar Bears in 1999, and eventually won the Turner Cup championship in 2001.

As a player, Hughes played four seasons at Providence College (1985-89). In his senior season he served as team captain, was the Friars' Most Valuable Player, a Hockey East All-Star and the Providence College Male Athlete of the Year. Internationally he represented his country as a member of Team USA at the Spengler Cup in Davos, Switzerland and the Pravada Cup in Russia.



STEVE STAIOS Player Development Advisor

Steve Staios enters his third season as the Maple Leafs' Player Development Advisor. Staios announced his retirement as an active player and joined the Leafs organization on July 25, 2012.

Staios, a 41-year-old native of Hamilton, Ontario, advises the Leafs management team on the prospects and players at all levels of the organization. He is also relied upon for special assignments by both the amateur and pro scouting departments.

Staios, a veteran defenceman of 18 seasons in the National Hockey League played in 1,001 career regular season games and 33 more in the NHL postseason from 1995 to 2012.



BOBBY CARPENTER Player Development Coordinator

Bobby Carpenter was named the Maple Leafs' Player Development Coordinator on December 1, 2009. Carpenter advises management on prospects and players both within and outside the organization.

Carpenter, 51, was selected third overall by the Washington Capitals in the 1981 NHL Entry Draft out of St. John's Preparatory School in Danvers, Massachusetts. He joined the Capitals for the beginning of the 1981-82 season becoming the first player to make the NHL directly from U.S. High School hockey.

Carpenter became the first U.S. born player to score at least 50 goals in a season when he registered a career-high 53 goals in 1984-85. He also played in the 1985 NHL All-Star Game.

Over Carpenter's NHL career from 1981 to 1999, he played 1178 games for the Washington Capitals, New York Rangers, Los Angeles Kings, Boston Bruins and New Jersey Devils registering 728 points on 320 goals and 408 assists. In 1995, he won the Stanley Cup while playing for the Devils.

Internationally Carpenter represented the United States at the World Junior Championships (1981), World Championships (1987) and at the Canada Cup (1984, 1987).

After retiring as a player, he later won two more Stanley Cups as an Assistant Coach with New Jersey in 2000 and 2003.


SCOUTING STAFF



George Armstrong
Amateur Scout



Thommie Bergman
European Scout



Scott Carter
Amateur Scout



Rob Cowie
Pro Scout



Joe Gibbs
European Scout



Jari Gronstrand
European Scout



Gary Harker
Amateur Scout



Peter Ihnacak
European Scout



Nikolai Ladygin
European Scout



John Lilley
Amateur Scout



Garth Malarchuk
Amateur Scout



John McMorrow
Amateur Scout



Mike Palmateer
Scout



Mike Penny
Pro Scout



Allan Power
Amateur Scout



Pierre Rioux
Amateur Scout



Brian Sommariva
Amateur Scout




Daryl Stanley
Amateur Scout



Roy Stasiuk
Amateur Scout



Bud Stefanski
Amateur Scout



Bryan Stewart
Pro Scout



Tom Watt
Pro Scout

HOCKEY STAFF



Paul Ayotte
Head Athletic
Therapist



Todd Bean
Massage
Therapist



Anthony Belza
Strength &
Conditioning
Coach



Tom Blatchford
Assistant
Equipment
Manager



Marty Dudgeon
Athletic
Therapist



Sandi Dunn
Executive
Assistant, Hockey
Operations




Dave Griffiths
Manager,
Team Services



Bobby Hastings
Assistant
Equipment
Manager



Leanne Hederson
Administrative
Assistant, Hockey
Operations



Adam Jancelewicz
Video & Technical
Services Analyst



Steve Keogh
Director,
Media Relations



Ian Meagher
Coordinator,
Media Relations



Brian Papineau
Equipment
Manager



Mark Phalon
Video Coordinator

LEAFS GAME PRESENTATION



Steve Edgar
Manager, Game
Presentation



Taylor Dean
Coordinator,
Game
Presentation



Fraser Gillan
Coordinator,
Game
Presentation

MLSE COMMUNICATIONS



Dave Haggith
Senior Director,
Corporate
Communications



Jamie Deans
Director,
Corporate
Communications



Abby Albino
Manager,
Corporate
Communications



Akasha Di Tomasso
Coordinator,
Corporate
Communications

CORPORATE RESPONSIBILITY DEPARTMENT



Michael Bartlett
Senior Director, Corporate Responsibility
& Executive Director, MLSE Foundation

COMMUNITY & SPORT PARTNERSHIPS TEAM



Dave De Freitas
Director, Community
& Sport Partnerships



Melanie Gerin-Lajoie
Manager,
Sport Development



Rebecca Michael
Coordinator,
Sport Partnerships



Greg Schell
Coordinator,
Hockey Development



Jason Schwabe
Manager, Community
& Player Engagement

MLSE FOUNDATION TEAM



Nilesch Chauhan
Coordinator,
Community
Partnerships



Annie Cho
Coordinator,
Community
Engagement



Bridgette Estrela
Manager,
Community
Development



Kendra Kerr
Coordinator,
Community
Development



Erika Minkhorst
Manager,
Philanthropy



Tanya Mruck
Director, Campaign



Shellie Thomas
Specialist, In-Arena
Fundraising & Partnerships



Lisa Wiele
Coordinator,
Philanthropy





The MLSE Foundation believes all kids should have access to sport and the opportunity to develop lasting dreams on the playing field

With the support of all four MLSE teams – the Toronto Maple Leafs, Toronto Raptors, Toronto FC Toronto Marlies – the Foundation funds the refurbishment of local athletic facilities and programs that support kids through sport and recreation.

Since launching in December 2009, the MLSE Foundation has invested more than \$15 million into our communities, including the revitalization of 24 aging hockey rinks and the funding of 3 grassroots hockey programs

Toronto Maple Leafs Hockey in the Neighbourhood

Hockey in the Neighbourhood is a program designed to encourage participation in our national sport throughout the City of Toronto. This allows children of all cultural backgrounds or financial circumstances with a chance to experience Canada's game first-hand.

Every weekend from October through March, the program is in 15 City of Toronto neighbourhoods providing protective equipment and on-ice instruction to young hockey enthusiasts at no cost.

For information about the MLSE Foundation or any of its programs visit mlsefoundation.org or follow @MLSEFoundation

COMMUNITY RELATIONS PROGRAMS

The Toronto Maple Leafs are committed to making a difference by developing relationships, providing fan access and generating awareness in response to the needs of our community. For more information on our community programs, please visit the Community section at www.mapleleaves.com

Player Appearance Program

Toronto Maple Leaf players and personnel make over 600 appearances in the community every year. These appearances consist of visits to local hospitals, schools & community events. To make a player appearance request, visit www.mapleleaves.com/community.



Team Ticket Program

The Toronto Maple Leafs are committed to giving back to the community through various ticket donation programs. The generous contributions of players and management will allow close hundreds of youth to attend a Maple Leafs game this season. Benefitting organizations of this program include SickKids, The Canadian Forces, and the Boys & Girls Club.

Donations

The Toronto Maple Leafs are invested in supporting the fundraising efforts of Ontario's various children's charities, educational initiatives and programs related to sport development. During the 2013-2014 season over 1,200 items were donated to these charities' fundraising initiatives.

For more information regarding donation requests, visit www.mapleleafs.com/donations.

Leafs Mobile Fan Zone

An exact replica of the Maple Leafs dressing room brings a piece of Air Canada Centre to a variety of community events. The Tour allows patrons to sit in their favourite players' stall, take pictures, listen to pre-game music, and watch highlight videos. For more information or to book an appearance, visit www.mapleleafs.com/mobilefanzone.



HOCKEY DEVELOPMENT PROGRAMS

Toronto Maple Leafs hockey development is focused on delivering accredited programming at all levels of play. Hockey schools, clinics, and learn to skate sessions are just a few of the programs we offer to help support the growth of the game in Ontario communities. Visit mapleleafs.com/hockeydevelopment for more information.

Toronto Maple Leafs Hockey School

Two one week full-day hockey camps at MasterCard Centre for Hockey Excellence that aim to provide boys and girls the opportunity to develop all areas of their game including skating, puck handling, passing, shooting and off-ice strength and conditioning. For more information, please visit www.mapleleafs.com/hockeyschool.

Leafs Clinics Series

Unique sessions that offer an exciting opportunity for youths to participate in half-day clinics at Air Canada Centre. These sessions incorporate fundamental skill development on-ice, viewing a Toronto Maple Leafs game day skate, and off-ice training activities. For more information, visit www.mapleleafs.com/clinics.



Girls HockeyFest

The Toronto Maple Leafs support the development of women's hockey at both the high performance and grassroots level through programs such as Girls HockeyFest – a special day of free on- and off-ice training for female players ages 7-12 years old with members of the Canadian Women's Hockey League and special guests from the Leafs.

Learn to Skate

Learn to Skate is an instructional program held in elementary schools for youths ages 6 -13 to introduce first-time and beginner skaters to basic skills in a fun, encouraging atmosphere that will reflect positively on the experience of skating as well as the sport of hockey. For more information on how to apply for the 4-week program, visit www.mapleleafs.com/learntoskate.

Coaches' Open House

The Toronto Maple Leafs host their annual coaching clinic at Air Canada Centre that offers coaches of all levels a unique opportunity to watch, listen and learn from team coaches and special guests as they take to the ice to demonstrate and share drills, tips and knowledge on hot topics in the games today. For more information, visit www.mapleleafs.com/coachesopenhouse.



SALUTE TO THE TROOPS




The Toronto Maple Leaf Hockey Club has been linked with our country's military throughout the team's long history. Conn Smythe, as founder of the Maple Leafs in 1927, made the maple leaf the logo for his new hockey team when he gained control of the Toronto St. Pats. He had worn the maple leaf proudly on his uniform as a soldier in the Great War and he was determined to put his stamp on his new-look National Hockey League member club. The maple leaf, as Canada's iconic symbol, became front and centre on the sweaters of Smythe's hockey team. The patriotic Smythe later sustained significant injuries while serving in the Canadian Army at the age of 45 in the Second World War but he would return to guide the Maple Leafs to future championships.

Numerous Toronto Maple Leafs had their playing careers interrupted or cut short in order to serve in the military during the 1940s. Legendary hockey players Walter 'Turk' Broda and Syl Apps were among many that served overseas during the prime of their hockey careers. Both recaptured individual and Stanley Cup glory upon their return to the NHL. The courageous Maple Leafs that served our country are displayed on the opposite page.

Since January 3, 2009, current members of our Canadian Forces have been saluted at games at Air Canada Centre. As guests, dedicated men and women of the military have been recognized with standing ovations from the patrons, and on some occasions, both teams, when introduced at each home game. Current Leaf Joffrey Lupul continued this initiative with the 'Lupe's Troops' program, which began in the 2012-13 season.

On February 7, 2015 the Toronto Maple Leafs will host Canadian Forces Night for the ninth consecutive season at Air Canada Centre.



WORLD WAR I

Amos Arbour William George Barker Arthur Brooks George Carey Art Duncan Sammy Hebert
Dick Irvin Howie Lockhart Ivan Mitchell Goldie Prodgors Conn Smythe

WORLD WAR II

Tommy Anderson Syl Apps Doug Baldwin Andy Barbe Baz Bastien Max Bentley J.P. Bickell
E.W. Bickle Gus Bodnar Garth Boesch Turk Broda Bill Brown Lex Chisholm Jack Church
Bob Clyde Dr. Bobby Copp Chuck Corrigan G.R. Cottrelle Ernie Dickens Ken Dixon Gord Drillon
Gordon Finn Jack Forsey Jack Fox Cal Gardner D. Garrett Bob Goldham Victor Grigg
Jack Hamilton Buddy Hellyer Jack Hoult Punch Imlach Johnny Ingoldsby James Jarvis
Buck Jones Bingo Kampman Joe Klukay Nick Knott Peter Langelle W.A.H. MacBrien Norm Mann
Frank Mathers Shep Mayer John McCreedy Howie Meeker Don Metz Nick Metz Gus Mortson
J.Y. Murdoch Bud Poile Walter Pratt Al Rennick Sweeney Schriener Glenn Smith Wally Stanowski
Gaye Stewart Billy Taylor Rhys Thompson Albert Tilson Harry Watson Bill Woan

CONN SMYTHE'S 30TH BATTERY (WWII)

Ernie Aiken Jack Bland Bob Bridger Gaylord Spencer Evans Jack Hewit Allan Houle
John Houle Jess James Alf Jones Ed Kilgore George Kilgore Billy McColgan David G. Prentice
Don McKenzie Harold Pitman Vic Roseborough Art Rossiter Conn Smythe Bev Wright Jack Williams



MAPLE LEAF SPORTS + ENTERTAINMENT

FROM ITS BEGINNINGS IN 1927
UNDER MAJOR CONN SMYTHE,
THE COMPANY THAT WOULD BECOME
MAPLE LEAF SPORTS + ENTERTAINMENT
HAS BEEN INDELIBLY LINKED WITH OUR
NATIONAL SYMBOL, THE MAPLE LEAF.
AND SO THIS PLAQUE IS MEANT
TO HONOR THOSE WHO HAVE SERVED
AT HOME AND ABROAD, OFTEN
AT GREAT RISK AND SOMETIMES
AT THE ULTIMATE COST.
MAPLE LEAF SPORTS + ENTERTAINMENT
CONTINUES THIS SUPPORT WITH
A SPECIAL RELATIONSHIP
WITH OUR MEN AND WOMEN
OF THE CANADIAN FORCES.



Major Conn Smythe

ALUMNI ASSOCIATION



Lanny McDonald, Tiger Williams & Darryl Sittler together after Tiger was presented with a distinguished service medallion for his support of the Canadian Military



Johnny Bower signing autographs at the MLSE Team Up Challenge



Toronto Maple Leafs Alumni Teams at the 2013 Alumni Showdown at Comerica Park



Mark Osborne & Wendel Clark at the unveiling of Zezel Way - named after former Leaf, Peter Zezel



TORONTO MAPLE LEAFS ALUMNI

Founded in 1995 by Red Kelly, Allan Stanley, Eddie Shack and Frank Mahovich, the Toronto Maple Leafs Alumni (TMLA), is the largest association of its kind in the NHL with over 200 members. From its first sitting president, Billy Harris, to current head, Kevin Maguire, the TMLA is dedicated to creating and maintaining ties between current and past players in an effort to promote wellness and participation in the community.

In its 19th year of existence, it has expanded its participation to include a variety of team events including the Easter Seals Skate, Leafs Open Practice, School Visits and Hockey Schools. This is in addition to numerous charity hockey games, golf tournaments, autograph signings, dinners, and other special functions.

Many charitable organizations benefit from the dedicated efforts of the TMLA, including the Team Up Foundation, Camp Maple Leaf, the Family Fund of the Canadian Armed Forces, OFSAA, Prostate Cancer Canada and, most recently, the Canadian Athletes Now Fund.

In honour of the late Ted "Teeder" Kennedy, the TMLA has created a scholarship program in his name that exclusively helps the children/grandchildren of former Maple Leaf players through their post secondary education.

KEVIN MAGUIRE

PRESIDENT, TORONTO MAPLE LEAFS ALUMNI ASSOCIATION

Kevin Maguire has held the position of President of the Toronto Maple Leafs Alumni Association since 2011. Born in Toronto and raised in North York, Ontario, Kevin signed with the Maple Leafs as an undrafted free agent prior to the 1984-85 season. The former right-winger scored 29 goals and added 30 assists while accumulating 782 penalty minutes in 260 career NHL games. In addition to his two stints with the Leafs, he also played for the Sabres and Flyers in his NHL career from 1986 to 1992.

Following his professional hockey career, Kevin served as an on-ice referee for 231 NHL games in the late 1990's. An active member of the Leafs Alumni Association, Kevin has taken an active role in initiatives involving Camp Maple Leaf, MLSE's Team Up Foundation and he has supported Canadian Troops by travelling with other NHL Alumni to Kandahar, Afghanistan. Kevin's connection to the Leafs began well before signing on to play in the organization. One of his summer tasks as a teenager, while spending time in the sheet metal trade, was working on the new roof of Maple Leaf Gardens.

Kevin resides in Toronto and he has three daughters, Briana, Taylor, and Meghan.



BOARD OF DIRECTORS

Kevin Maguire—President

Mark Osborne—Past President

Mike Pelyk

Jim Dorey

Greg Hotham

Rod Seiling

Pat Boutette

Dan Daoust

Stew Gavin

Peter Ing

Gary Leeman

BAYCREST INTERNATIONAL PRO-AM HOCKEY TOURNAMENT

Entering its tenth year the Baycrest International Pro-AM Hockey Tournament in association with the Maple Leafs and NHL Alumni has raised over ten million dollars for Alzheimer's research and education. With 50 teams and over 25 Leafs alumni, it is one of the largest charity hockey tournaments in North America.

LEAFS & LEGENDS CHARITY GOLF CLASSIC

Leafs Alumni join current and future Leafs annually at the Leafs & Legends Charity Golf Classic to raise funds for the TeamUp Foundation and Camp Maple Leaf.

ALUMNI ASSOCIATION

Gary Aldcorn
Claire Alexander
Glenn Anderson
John Anderson
Dave Andreychuk
Al Arbour
George Armstrong
Tim Armstrong
Andy Bathgate
Bob Baun
Ken Belanger
Bryan Berard
Bill Berg
Tim Bernhardt
Allan Bester
Fred Boimistruck
Nikolai Borschevsky
Laurie Boschman
Bruce Boudreau
Pat Boutette
Johnny Bower
Dave Burrows
Jerry Butler
Wayne Carleton
Randy Carlyle
Ed Chadwick
Terry Clancy
Wendel Clark
Gary Collins
Brian Conacher
Rich Costello
Russ Courttall
Jiri Crha
Cory Cross
Barry Cullen
Brian Cullen
Vincent Dampousse
Dan Daoust
Lucien Deblois
Dale DeGray
Bill Derlago
Jim Dorey
Kent Douglas
Bruce Dowie
Dick Duff
Rocky Dundas
Denis Dupere
Mike Eastwood
Tim Ecclestone
Gary Edmundson
Don Edwards
Dave Ellett
Ron Ellis
Dave Farrish
Doug Favell
Tom Fergus
Tom Fitzgerald
Fern Flaman
Mike Foligno
Lou Franceschetti
Miroslav Frycer
Mike Gartner
Stew Gavin
Todd Gill
Doug Gilmour
Gaston Gingras
Brian Glennie
Chris Govedaris
Patrick Graham
John Grisdale

Paul Harrison
Jim Harrison
Glenn Healy
Paul Hendersen
Pat Hickey
Paul Higgins
Larry Hillman
Greg Hotham
Ron Hurst
Dave Hutchison
Al Iafrate
Peter Ilnacak
Peter Ing
Jeff Jackson
Gerry James
Wes Jarvis
Larry Jeffrey
Trevor Johansen
Mike Johnson
Jimmy Jones
Curtis Joseph
Mike Kaszycki
Red Kelly
Mike Kennedy
Dave Keon
Trevor Kidd
Kris King
Mike Krushelnyski
Tom Kurvers
Nick Kypreos
Mark Laforest
Paul Lawless
Gary Leeman
Sylvain Lefebvre
Danny Lewicki
Claude Loiselle
Joe Lundrigan
Fleming Mackell
Bill MacMillan
John MacMillan
Jamie Macoun
Kevin Maguire
Frank Mahovlich
Dan Maloney
Bob Manno
Milan Marcetta
Daniel Marois
Brad Marsh
Matt Martin
Terry Martin
Brad May
Bryan McCabe
John McCormack
Dale McCourt
Lanny McDonald
Bob McGill
John McIntyre
Larry McIntyre
Walt McKechnie
Jim McKenny
Dave McLlwin
Gerry Meehan
Howie Meeker
Berry Melrose
Rudy Migay
Dmitri Mironov
Garry Monahan
Jim Morrison
Gus Mortson
Richard Mulhern

Kirk Muller
Craig Muni
Ken Murray
Ric Nattress
Bob Neely
Bob Nevin
Joe Nieuwendyk
Gary Nylund
Murray Oliver
Bert Olmstead
Jeff O'Neill
Mark Osborne
Wilf Paiement
Mike Palmateer
Jim Pappin
Rob Pearson
Scott Pearson
Mike Pelyk
Pierre Pilote
Felix Potvin
Noel Price
Wayne Primeau
Marcel Pronovost
Bob Pulford
Joel Quenneville
Rob Ramage
Marc Reaume
Dave Reid
Rene Robert
Gary Roberts
Bill Root
Gary Sabourin
Borje Salming
Al Secord
Ron Sedlbauer
Rod Seiling
Brit Selby
Brad Selwood
Eddie Shack
Darryl Shannon
Doug Shedden
Darryl Sittler
Brad Smith
Steve Sullivan
Mats Sundin
Rick St. Croix
Allan Stanley
Marian Stastny
Pete Stelmokowski
Bob Sykes
Greg Terrien
Gilles Thibaudeau
Steve Thomas
Errol Thompson
Scott Thornton
Guy Trottier
Darcy Tucker
Ian Turnbull
Norm Ullman
Rick Vaive
Jack Valiquette
Garry Valk
Kurt Walker
Mike Walton
Todd Warriner
Stan Weir
Erik Westrum
Dave Williams
Randy Wood



TORONTO
MAPLE
LEAFS

CCM

Run


L.C. / GCL
LIVE GAMES

THE

PAGES 38 - 147






BORN: WINNIPEG, MANITOBA,
 CANADA
DATE: APRIL 1, 1991
HEIGHT: 6' 3"
WEIGHT: 215 LBS.
SHOOTS: LEFT
POSITION: RIGHT WING


BECAME A LEAF: Acquired from Tampa Bay for Keith Aulie, February 27, 2012.

TRANSACTIONS: Originally Tampa Bay's second choice, 29th overall, in 2009 Entry Draft.

 **2013-14 SEASON:** Played 32 games for the Maple Leafs collecting 3 assists with 19 penalty minutes. Played 24 games for the Toronto Marlies (AHL) collecting 23 points (16 goals, 7 assists) with 30 penalty minutes. Registered 3 fighting majors for the Maple Leafs. Collected 1st NHL point (assist) Oct. 8 vs. COL. Assigned to the Marlies Oct. 20. Recalled from the Marlies Oct. 26. Suspended 2 games (Nov. 2 & 8) for boarding Oct. 30 at CGY (Derek Smith). Assigned to the Marlies Nov. 21. Recalled from the Marlies Nov. 29. Assigned to the Marlies Dec. 14. Recalled from the Marlies Jan. 8. Collected an assist Jan. 20 at PHX. Collected an assist Jan. 25 at WPG. Missed 5 games (Feb. 1 - 27) due to wrist injury. Assigned to the Marlies Feb. 28. Recalled from the Marlies Mar. 5. Assigned to the Marlies Mar. 22. Recalled from the Marlies on emergency Apr. 3. Assigned to the Marlies Apr. 3. Recalled from the Marlies on emergency Apr. 8. Missed two games (Apr. 10 & 12) due to injury. Healthy scratch 14 times this season, most recently Mar. 19 vs. TBL. Ranked 1st on Marlies in SHG (2-tie). Played 12 playoff games for the Marlies collecting 9 points (4 goals, 5 assists) with 16 penalty minutes. Ranked 1st (tie) on Marlies in playoff penalty minutes.

VS. NHL	GP	G	A	P	PIM
ANAHEIM	0	0	0	0	0
ARIZONA	1	0	1	1	0
BOSTON	4	0	0	0	2
BUFFALO	5	0	0	0	2
CALGARY	1	0	0	0	7
CAROLINA	3	0	0	0	0
CHICAGO	0	0	0	0	0
COLORADO	2	0	1	1	0
COLUMBUS	0	0	0	0	0
DALLAS	2	0	0	0	0
DETROIT	0	0	0	0	0
EDMONTON	2	0	0	0	0
FLORIDA	2	0	0	0	9
LOS ANGELES	0	0	0	0	0
MINNESOTA	2	0	0	0	0
MONTREAL	3	0	0	0	5
NASHVILLE	1	0	0	0	0
NEW JERSEY	2	0	0	0	0
NY ISLANDERS	1	0	0	0	0
NY RANGERS	1	0	0	0	0
OTTAWA	2	0	0	0	2
PHILADELPHIA	3	0	0	0	0
PITTSBURGH	2	0	0	0	0
SAN JOSE	0	0	0	0	0
ST. LOUIS	0	0	0	0	0
TAMPA BAY	4	0	0	0	0
TORONTO	0	0	0	0	0
VANCOUVER	0	0	0	0	0
WASHINGTON	3	0	0	0	5
WINNIPEG	1	0	1	1	0
NHL TOTALS:	47	0	3	3	32

 **CAREER: 2012-13:** Played 53 games for the Toronto Marlies (AHL) collecting 19 points (11 goals, 8 assists) with 67 penalty minutes. Ranked 3rd on the Marlies in penalty minutes. Scored a season-high 2 goals Nov. 8 at Houston. Played 9 playoff games for the Marlies collecting 5 points (3 goals, 2 assists) with 4 penalty minutes. **2011-12:** Played 15 games for the Maple Leafs collecting 13 penalty minutes. Played 7 games with the Marlies collecting 3 points (2 goals, 1 assist) with 8 penalty minutes. Played 56 games for the Norfolk Admirals (AHL) collecting 35 points (19 goals, 16 assists) with 58 penalty minutes. Scored 1st Marlies goal, collected an assist and was (+) Feb. 29 vs. Hamilton. Recalled from the Marlies Mar. 7. Made NHL debut with Maple Leafs and registered five hits Mar. 7 at PIT. Assigned to the Marlies Apr. 6. Played 6 playoff games for the Marlies collecting 3 points (1 goal, 2 assists) with 8 penalty minutes. Missed 11 playoff games due to injury. **2010-11:** Split regular season between Regina and Tri-City (WHL). Played 62 WHL games collecting 71 points (33 goals, 38 assists) with 106 penalty minutes. Established WHL season highs for goals, assists and points. Played 10 playoff games for Tri-City collecting 8 points (3 goals, 5 assists) with 4 penalty minutes. After WHL season completed joined Norfolk (AHL). Played 2 playoff games for Norfolk while going scoreless. Played 7 games for Canada at IIHF World Junior Championship collecting 3 points (1 goal, 2 assists) with 6 penalty minutes. Won silver medal with Canada. **2009-10:** Split regular

FAVOURITE OFF-SEASON**ACTIVITY:** FISHING**FOUNDEST OUTDOOR HOCKEY****MEMORY:** PLAYING ON MY
BACKYARD RINK**FAVOURITE HOCKEY****MEMORY:** PLAYING IN THE WORLD
JUNIORS**FAVOURITE SECONDARY**
SPORT: GOLF

season between Lethbridge and Regina (WHL). Played 65 WHL games collecting 51 points (24 goals, 27 assists) with 109 penalty minutes. After WHL season completed joined Norfolk (AHL). Played 11 games for Norfolk scoring 1 goal with 6 penalty minutes. **2008-09:** Played 70 games for Lethbridge collecting 50 points (30 goals, 20 assists) with 93 penalty minutes.

Played 11 playoff games for Lethbridge collecting 3 points (1 goal, 2 assists) with 15 penalty minutes. **2007-08:** Played 40 games for Lethbridge collecting 9 points (5 goals, 4 assists) with 21 penalty minutes. Played 19 playoff games for Lethbridge collecting 1 assist with 12 penalty minutes. **2006-07:** Played 2 games for Lethbridge.

AMATEUR AND PRO RECORD**REGULAR SEASON****PLAYOFFS**

SEASON	CLUB	LEAGUE	GP	G	A	PTS	+/-	PIM	PP	SH	GW	S	%	GP	G	A	PTS	PIM	
2006-07	LETHBRIDGE	WHL	2	0	0	0	-1	0	0	0	0	---	---	---	---	---	---	---	---
	SASKATOON	SMHL	41	28	38	66	---	99	---	---	---	---	---	---	---	---	---	---	---
2007-08	LETHBRIDGE	WHL	40	5	4	9	-2	21	2	0	---	---	---	19	0	1	1	12	
2008-09	LETHBRIDGE	WHL	70	30	20	50	-5	93	10	0	---	---	---	11	1	2	3	15	
2009-10	NORFOLK	AHL	11	1	0	1	-3	6	0	0	0	15	6.7	---	---	---	---	---	
	LETHBRIDGE	WHL	28	13	13	26	-8	52	7	1	---	---	---	---	---	---	---	---	
2010-11	REGINA	WHL	37	11	14	25	-5	57	6	0	---	---	---	---	---	---	---	---	
	NORFOLK	AHL	---	---	---	---	---	---	---	---	---	---	---	2	0	0	0	0	
	REGINA	WHL	29	16	11	27	-12	44	5	1	---	---	---	---	---	---	---	---	
	TRI-CITY	WHL	33	17	27	44	6	62	12	0	---	---	---	10	3	5	8	4	
2011-12	CANADA	WJC	7	1	2	3	---	6	0	0	0	---	---	---	---	---	---	---	
	TORONTO	NHL	15	0	0	0	-10	13	0	0	0	22	0.0	---	---	---	---		
	NORFOLK	AHL	56	19	16	35	8	58	5	0	2	126	15.1	---	---	---	---		
2012-13	TORONTO	AHL	7	2	1	3	-3	8	2	0	0	16	12.5	6	1	2	3	8	
	TORONTO	AHL	53	11	8	19	5	67	1	0	3	103	10.7	9	3	2	5	4	
2013-14	TORONTO	NHL	32	0	3	3	1	19	0	0	0	23	0.0	---	---	---	---		
	TORONTO	AHL	24	16	7	23	8	30	5	2	2	80	20.0	12	4	5	9	16	
NHL TOTALS			47	0	3	3	-9	32	0	0	0	45	0.0	---	---	---	---	---	

NHL FIRSTS

Game: Mar. 7, 2012 at PIT
Point: Oct. 8, 2013 vs. COL (assist)

NHL SINGLE GAME MILESTONES

HAT TRICKS None
MOST GOALS None
MOST ASSISTS 1(3) - Last: Jan. 25, 2014 at WPG
MOST POINTS 1(3) - Last: Jan. 25, 2014 at WPG

*number of times occurred in parenthesis ().

LONGEST NHL STREAKS

POINTS 1 - Last: Jan. 25, 2014 (1A)
GOALS None
ASSISTS 1 - Last: Jan. 25, 2014 (1A)

REGULAR SEASON OT GOALS

None

REGULAR SEASON PENALTY SHOTS

None

LEAFS SINGLE GAME MILESTONES

See NHL Single Game Milestones
See NHL Single Game Milestones
See NHL Single Game Milestones
See NHL Single Game Milestones

LONGEST LEAFS STREAKS

See Longest NHL Streaks
See Longest NHL Streaks
See Longest NHL Streaks

REGULAR SEASON SHOOTOUT ATTEMPTS

None



BORN: LAVAL, QUEBEC,
 CANADA
DATE: AUGUST 7, 1988
HEIGHT: 6'
WEIGHT: 185 LBS.
CATCHES: LEFT
POSITION: GOALTENDER

BECAME A LEAF: Acquired from Los Angeles for Ben Scrivens, Matt Frattin, and a second round draft pick in 2015 Entry Draft, June 23, 2013.

TRANSACTIONS: Originally Los Angeles' 1st choice, 11th overall, in 2006 Entry Draft.

2013-14 SEASON: Played 55 games for the Maple Leafs compiling a record of 26-19-7 with a 2.68 goals against average, a .923 save percentage and 1 shutout. Established career-highs for games played and wins in a season. Ranked 8th in NHL save percentage. Record was 8-3-2 when facing 40 or more shots in a game. Won Maple Leafs debut, made 31 saves on 32 shots, stopped Wayne Simmonds on a penalty shot and named 3rd star Oct. 2 at PHI. Registered 1st Maple Leafs shutout, made 36 saves and named 1st star Oct. 10 at NSH. Made 41 saves on 43 shots and named 1st star Oct. 30 at CGY. Made a career-high 48 saves on 50 shots and named 1st star Dec. 5 vs. DAL. Made 28 saves on 30 shots, collected 1st Maple Leafs assist (3rd of career) Dec. 16 at PIT. Made 41 saves and named 1st star in back-to-back games Dec. 29 vs. CAR & Jan. 1 at DET (Winter Classic). Registered a season-high 4-game winning streak (Jan. 12 - 20). Registered a season-high 7-game home winning streak (Jan. 12 - Mar. 8). Played in 100th career NHL game Jan. 25 at WPG. Made 33 saves on 34 shots and named 1st star Feb. 6 at TBL. Made 43 saves on 44 shots and named 3rd star Mar. 10 at ANA. Left game Mar. 13 at LAK due

VS. NHL	GP	W-L-T-OT	SO	GA	GAA	SV%
ANAHEIM	6	4-1-0-1	0	12	2.02	.924
ARIZONA	4	3-0-0-0	1	4	1.14	.967
BOSTON	4	1-2-0-0	0	16	4.29	.882
BUFFALO	4	1-3-0-0	0	13	3.22	.885
CALGARY	4	3-1-0-0	0	7	1.75	.944
CAROLINA	4	2-2-0-0	0	10	2.53	.924
CHICAGO	3	1-2-0-0	0	9	3.03	.906
COLORADO	2	0-1-0-0	0	3	1.82	.939
COLUMBUS	5	2-2-0-0	0	10	2.42	.916
DALLAS	7	3-3-0-1	0	16	2.43	.914
DETROIT	7	2-2-0-1	0	18	3.06	.902
EDMONTON	3	3-0-0-0	1	7	2.31	.921
FLORIDA	3	1-1-0-0	0	6	2.57	.938
LOS ANGELES	2	0-1-0-0	0	5	3.80	.848
MINNESOTA	7	3-1-0-3	3	8	1.11	.956
MONTREAL	5	1-3-0-1	0	17	3.40	.895
NASHVILLE	10	8-2-0-0	2	19	1.91	.933
NEW JERSEY	3	2-1-0-0	0	6	1.89	.938
NY ISLANDERS	3	1-1-0-1	0	11	3.65	.885
NY RANGERS	4	1-1-0-2	0	11	2.88	.926
OTTAWA	2	2-0-0-0	0	3	1.91	.927
PHILADELPHIA	4	2-2-0-0	0	14	3.33	.877
PITTSBURGH	2	0-1-0-1	0	7	3.39	.910
SAN JOSE	4	1-2-0-0	0	11	3.59	.876
ST. LOUIS	6	2-3-0-0	0	16	3.19	.896
TAMPA BAY	2	2-0-0-0	0	3	1.50	.961
TORONTO	0	0-0-0-0	0	0	0.00	.000
VANCOUVER	2	2-0-0-0	0	4	2.00	.937
WASHINGTON	3	2-1-0-0	0	6	2.01	.925
WINNIPEG	2	0-0-0-2	0	2	1.25	.950
NHL TOTALS:	117	55-39-0-13	7	274	2.51	.918

to groin injury. Missed 5 games (Mar. 16 - 23) due to groin injury. Left game Apr. 3 vs. BOS due to knee injury. Missed final 4 games of season due to knee injury. Shootout Stats: Stopped 16 of 25 shots. Record in Shootout: 5W, 4L.

CAREER: 2012-13: Played 14 games for Los Angeles compiling a record of 9-3-1 with a 1.88 goals against average, a .922 save percentage and 1 shutout. Played 13 games for Heilbronner Falken (GER-2) compiling a record of 6-7-0 with a 2.57 goals against average and 1 shutout. Played 1 game for Team Canada's championship team at Spengler Cup. Ranked 2nd among NHL goaltenders in GAA. Selected as Los Angeles' nominee for the 2013 Bill Masterton Memorial Trophy. Registered a record of 9-0-0 in 1st 10 starts (Feb. 11 - Apr. 4) this season (1.50 GAA and .938 spct). Registered a career-high 5-game-winning streak (Feb. 11 - Mar. 4). Stopped 40 shots Mar. 19 vs. PHX. Registered 6th career shutout Apr. 4 vs. MIN. Made NHL playoff debut in a relief appearance, played 29:55 and stopped all 9 shots in GM #2 of WCF June 2 at CHI. **2011-12:** Played 16 games for Los Angeles compiling a record of 5-6-2 with a 2.36 goals against average, a .909 save percentage and 1 shutout. Recipient of Kings Community Service Award. Registered 5th career shutout Feb. 28 at MIN. Won Stanley Cup with Los Angeles. **2010-11:** Played 25 games for Los Angeles compiling a record of 11-8-3 with a 2.48 goals against average, a .913 save percentage and 3

PET PEEVE: PEOPLE DRAGGING THEIR FEET

FOUNDEST OUTDOOR HOCKEY MEMORY: 2014 WINTER CLASSIC

FAVOURITE HOCKEY MOMENT: WINNING THE STANLEY CUP

SONG YOU'D SING FOR AMERICAN IDOL AUDITION: UNBREAK MY HEART- CELINE DION



JONATHAN BERNIER

shutouts. Among NHL rookie goaltenders ranked 3rd (tie) in shutouts and 7th (tie) in wins. Registered 2nd career shutout Feb. 1 at MIN (25 saves, 1-0 shootout loss). Registered 3rd career shutout Mar. 3 vs. PHX. Registered 4th career shutout Mar. 29 at EDM. Played 3 games for Canada at IIHF World Hockey Championship compiling a record of 2-1-0 with a 2.01 goals against average and a .917 save percentage. **2009-10:** Played 3 games for Los Angeles compiling a record of 3-0-0 with a 1.30 goals against average and 1 shutout. Registered 29 saves and stopped all 6 shootout attempts in 1st career NHL shootout Mar. 12 at DAL (2-1 W). Registered 1st career NHL shutout Mar. 30 at NSH (34 saves, 2-0 W). Became youngest Los Angeles goaltender to record shutout (21 years, 235 days). Collected 1st NHL assist Apr. 1 vs. VAN. Played 58 games for Manchester (AHL) compiling a record of 30-21-6 with a 2.03 goals against average, a .936 save percentage and 9 shutouts. Among AHL goaltenders ranked 1st in saves (1707), save percentage and shutouts; ranked 2nd in goals against average; and 3rd in wins and minutes played (3424). Named AHL Goaltender of the Year (Aldege "Baz" Bastien Memorial Award) and AHL First Team All-Star. Named AHL Goaltender of the Month for October. Starting goaltender for Team Canada at 2010 AHL All-Star Classic. Played 16 playoff games for Manchester compiling a record of 10-6 with a 1.81 goals against average, a .939 save percentage and 3 shutouts. **2008-09:** Played entire season for Manchester. In 54 games compiled a record of 23-24-4 with a 2.40 goals against average, a .910 save percentage and 5 shutouts. Among rookie AHL goaltenders ranked 1st in shutouts and shootout wins (6). Named AHL Goaltender of the Month for March. Recalled by Los Angeles Jan. 18 for 2 games and backed up for both games. **2007-08:** Played 4 games for Los Angeles compiling a record of 1-3-0 with a 4.03 goals against average and a .864 save percentage. Won NHL debut Sept. 29 vs. ANA - London (26 saves, 4-1 W). At the time was the

11th youngest player (2nd youngest goaltender) to appear in a game for Los Angeles. Became youngest Los Angeles goaltender to win in NHL debut. Played 34 games for Lewiston (QMJHL) compiling a record of 18-15-0 with a 2.73 goals against average and a .908 save percentage. Ranked 2nd in QMJHL goals against average. Played 2 games for Canada at IIHF World Junior Hockey Championship compiling a record of 1-1-0 with a 2.00 goals against average and 1 shutout. Played 6 playoff games for Lewiston compiling a record of 2-4 and a 2.93 goals against average. Played 3 games for Manchester compiling a record of 1-1-1 with a 1.63 goals against average and a .946 save percentage. Played 3 playoff games for Manchester compiling a record of 0-3 and a 2.76 goals against average. **2006-07:** Played 37 games for Lewiston compiling a record of 26-10-0 with a 2.58 goals against average, a .905 save percentage and 2 shutouts. Ranked 2nd among QMJHL goaltenders in goals against average. Named to QMJHL Second All-Star Team. Played 17 playoff games for Lewiston compiling a record of 16-1 with a 2.34 goals against average, a .919 save percentage and 1 shutout. Won QMJHL championship with Lewiston and named QMJHL Playoffs Most Valuable Player (Guy Lafleur Trophy). Played 4 games for Lewiston at Memorial Cup compiling a 1-3 record and a 2.07 goals against average. **2005-06:** Played 54 games for Lewiston compiling a record of 27-26-0 with a 2.70 goals against average, a .908 save percentage and 2 shutouts. Ranked 3rd among QMJHL goaltenders in minutes played (3241). Played 6 playoff games for Lewiston compiling a record of 2-4 with a 2.84 goals against average and 1 shutout. Played in CHL Top Prospects Game. Played 7 games for Canada at World Junior Under-18 Championships compiling a record of 3-3-1 with a 1.71 goals against average, a .943 save percentage and 1 shutout. **2004-05:** Played 23 games for Lewiston compiling a record of 7-12-3 with a goals against average of 2.97.

AMATEUR AND PRO RECORD											REGULAR SEASON						PLAYOFFS					
SEASON	CLUB	LEAGUE	GP	MINS	W	L	OT	GA	SO	AVG.	GP	MINS	W	L	GA	SO	AVG.					
2004-05	LEWISTON	QMJHL	23	1353	7	12	3	67	0	2.97	1	20	0	0	0	0	0.00					
2005-06	LEWISTON	QMJHL	54	3241	27	26	0	146	2	2.70	6	359	2	4	17	1	2.84					
	CANADA	WJC-U18	7	---	3	3	---	12	1	1.71	---	---	---	---	---	---	---					
2006-07	LEWISTON	QMJHL	37	2186	26	10	0	94	2	2.58	17	1025	16	1	40	1	2.34					
	MEMORIAL CUP		4	203	1	3	0	7	0	2.07	---	---	---	---	---	---	---					
2007-08	LOS ANGELES	NHL	4	238	1	3	0	16	0	4.03	---	---	---	---	---	---	---					
	MANCHESTER	AHL	3	184	1	1	1	5	0	1.63	3	195	0	3	9	0	2.76					
	LEWISTON	QMJHL	34	2024	18	15	0	92	0	2.73	6	348	2	4	17	0	2.93					
	CANADA	WJC	2	120	1	1	0	4	1	2.00	---	---	---	---	---	---	---					
2008-09	MANCHESTER	AHL	54	3101	23	24	4	124	5	2.40	---	---	---	---	---	---	---					
2009-10	LOS ANGELES	NHL	3	185	3	0	0	4	1	1.30	---	---	---	---	---	---	---					
	MANCHESTER	AHL	58	3424	30	21	6	116	9	2.03	16	996	10	6	30	3	1.81					
2010-11	LOS ANGELES	NHL	25	1378	11	8	3	57	3	2.48	---	---	---	---	---	---	---					
	CANADA	WC	3	179	2	1	0	6	0	2.01	---	---	---	---	---	---	---					
2011-12	LOS ANGELES	NHL	16	890	5	6	2	35	1	2.36	---	---	---	---	---	---	---					
2012-13	LOS ANGELES	NHL	14	768	9	3	1	24	1	1.88	1	30	0	0	0	0	0.00					
	HEILBRONNER	GER-2	13	793	6	7	0	34	0	2.57	---	---	---	---	---	---	---					
	CANADA	SPENGLER	1	---	---	---	---	2	0	2.00	---	---	---	---	---	---	---					
2013-14	TORONTO	NHL	55	3084	26	19	7	138	1	2.68	---	---	---	---	---	---	---					
	NHL TOTALS		117	6544	55	39	13	274	7	2.51	1	30	0	0	0	0	0.00					
	LEAFS TOTALS		55	3084	26	19	7	138	1	2.68	---	---	---	---	---	---	---					

NHL FIRSTS

Game: Sep. 29, 2007 (LAK) vs. ANA at London, England

Win: Sep. 29, 2007 (LAK) vs. ANA at London, England (26 saves, 4-1 W)

Shutout: Mar. 30, 2010 (LAK) at NSH (34 saves, 2-0 W)

NHL SINGLE GAME MILESTONES

MOST SAVES 48 - Dec. 5, 2013 (TOR) vs. DAL

MOST SHOTS 50 - Dec. 5, 2013 (TOR) vs. DAL

*number of times occurred in parenthesis (.)

LONGEST NHL STREAKS

WINNING STREAK 5 - Feb. 11 - Mar. 4, 2013 (LAK)

LOSING STREAK 3(5) - Mar. 25 - 29, 2014 (TOR)

SHUTOUT STREAK 1(1):14 - Mar. 10 - Apr. 1, 2010 (LAK)

(MINS)

REGULAR SEASON PENALTY SHOTS AGAINST

1. Mar. 31, 2012 (LAK) at Minnesota (Devin Setoguchi, No Goal)

2. Oct. 2, 2013 (TOR) at Philadelphia (Wayne Simmonds, No Goal)

REGULAR SEASON SHOOTOUT ATTEMPTS AGAINST

2007-08: None

2009-10: Stopped 6 shots in 6 shootout attempts

Record: 1 win, 0 losses

2010-11: Stopped 2 shots in 5 shootout attempts

Record: 0 wins, 2 losses

2011-12: Did not stop a shot in 2 shootout attempts

Record: 0 wins, 1 loss

2012-13: Did not stop a shot in 3 shootout attempts

Record: 0 wins, 1 loss

2013-14: Stopped 16 shots in 25 shootout attempts

Record: 5 wins, 4 losses

CARRER: Stopped 24 shots in 39 shootout attempts

Record: 6 wins, 8 losses

LEAFS FIRSTS

Game: Oct. 2, 2013 at PHI

Win: Oct. 2, 2013 at PHI (31 saves, 3-1 W)

Shutout: Oct. 10 at NSH (36 saves, 4-0 W)

LEAFS SINGLE GAME MILESTONES

48 - Dec. 5, 2013 vs. DAL

50 - Dec. 5, 2013 vs. DAL

LONGEST LEAFS STREAKS

4 - Jan. 12 - 20, 2014

3 (3) - Mar. 25 - 29, 2014

82:15 - Oct. 8 - 12, 2013







BORN: PORTAGE LA PRAIRIE, MANITOBA,
 CANADA
DATE: JANUARY 25, 1985
HEIGHT: 6' 5"
WEIGHT: 226 LBS.
SHOOTS: RIGHT
POSITION: RIGHT WING

BECAME A LEAF: Signed as a free agent by Toronto, July 10, 2013.

TRANSACTIONS: Originally Edmonton's ninth choice, 278th overall, in 2003 Entry Draft. Signed as a free agent by Anaheim, July 22, 2008. Claimed on waivers by Carolina from Anaheim, November 16, 2010. Signed as a free agent by Anaheim, October 12, 2011.

 **2013-14 SEASON:** Played 47 games for the Maple Leafs collecting 10 points (3 goals, 7 assists) with 26 penalty minutes. Played 17 games for the Toronto Marlies (AHL) collecting 8 points (4 goals, 4 assists) with 9 penalty minutes. Ranked 2nd on Maple Leafs with a (+6) plus/minus rating. Registered 4 fighting majors. Made Maple Leafs debut and collected an assist Oct. 1 at MTL. Assigned to the Marlies Nov. 17. Recalled from the Marlies Dec. 14. Registered 2 fighting majors Dec. 16 at PIT. Scored 1st Maple Leafs goal Dec. 19 vs. PHX (Mike Smith). Assigned to the Marlies Dec. 23. Recalled from the Marlies Jan. 18. Scored a goal Jan. 25 at WPG. Registered 5 shots and named 2nd star Feb. 6 at TBL. Collected 2 assists and named 3rd star Mar. 8 vs. PHI. Scored a goal Mar. 16 at WSH. Played a career-high TOI (20:29) Apr. 3 vs. BOS. Healthy scratch 11 times this season, most recently Nov. 16 vs. BUF.

 **CAREER:** **2012-13:** Split season between Norfolk (AHL) and Portland (AHL) played 47 games for Norfolk collecting 12 points (4 goals, 8 assists) with 111 penalty minutes. Loaned by Anaheim to Portland. Played 5 games for Portland collecting 4 points (3 goals, 1 assist) with 7 penalty minutes. Played 2 playoff games

VS. NHL	GP	G	A	P	PIM
ANAHEIM	3	0	0	0	0
ARIZONA	3	1	0	1	2
BOSTON	7	0	0	0	10
BUFFALO	3	1	0	1	7
CALGARY	5	2	0	2	7
CAROLINA	0	0	0	0	0
CHICAGO	6	0	0	0	5
COLORADO	6	1	1	2	10
COLUMBUS	3	0	0	0	0
DALLAS	8	0	1	1	6
DETROIT	7	0	1	1	10
EDMONTON	4	0	1	1	14
FLORIDA	9	0	2	2	7
LOS ANGELES	6	1	0	1	2
MINNESOTA	2	0	0	0	12
MONTREAL	7	0	1	1	2
NASHVILLE	5	0	0	0	5
NEW JERSEY	7	0	0	0	10
NY ISLANDERS	4	0	0	0	5
NY RANGERS	4	0	0	0	5
OTTAWA	4	0	1	1	0
PHILADELPHIA	6	0	2	2	0
PITTSBURGH	6	0	0	0	10
SAN JOSE	3	0	0	0	9
ST. LOUIS	6	0	1	1	7
TAMPA BAY	8	0	0	0	12
TORONTO	3	0	0	0	0
VANCOUVER	4	0	1	1	0
WASHINGTON	6	1	0	1	5
WINNIPEG	9	2	0	2	5
NHL TOTALS:	395	12	50	62	536

for Portland collecting 2 penalty minutes. **2011-12:** Played 69 games for Syracuse (AHL) collecting 15 points (5 goals, 10 assists) with 119 penalty minutes. Ranked 2nd on team in penalty minutes. Played 4 playoff games for Syracuse. **2010-11:** Split season between Anaheim and Carolina. Played a combined 59 games collecting 4 points (1 goal, 3 assists) with 61 penalty minutes. Played 19 games of season for Anaheim before being claimed off waivers by Carolina, Nov. 16. Played 100th career NHL game Feb. 25 at PIT. Scored lone goal of season Mar. 9 vs. Atlanta. **2009-10:** Played 44 games for Anaheim collecting 7 points (5 goals, 2 assists) with 80 penalty minutes. Began season with San Antonio (AHL) playing 16 games collecting 3 points (2 goals, 1 assist) with 43 penalty minutes. Loaned to the Toronto Marlies (AHL) by Anaheim. Played 16 games for the Marlies collecting 10 points (6 goals, 4 assists) with 13 penalty minutes. Made season debut with Anaheim Dec. 29 vs. MIN after being recalled from the Marlies Dec. 28. Collected 1st NHL point (assist) Jan. 7 vs. STL. Scored 1st career goal Jan. 17 vs. CGY (Curtis McElhinney) and 1st career GWG Jan. 19 vs. BUF. Scored 1st SHG of career Mar. 21 vs. COL. **2008-09:** Played 4 games for Anaheim. Made NHL debut Jan. 16 at PIT. Played 71 games for Iowa (AHL) collecting 27 points (15 goals, 12 assists) with 105 penalty minutes. **2007-08:** Played 62 games for Springfield (AHL) collecting 15 points (9 goals, 6 assists) with 108 penalty minutes. Ranked 3rd on Springfield in penalty minutes. **2006-07:** Split 1st professional season between Hamilton (AHL) and Stockton (ECHL). Played 20 games for Hamilton collecting 1 assist with 29 penalty minutes. Played 46 games for Stockton collecting 38 points (21 goals, 17 assists) with 80 penalty minutes. Played 6 playoff games for Stockton collecting 2 assists

WHAT CAN'T YOU LIVE WITHOUT? MY IPAD

FORMER PLAYER YOU'D LIKE TO PLAY WITH: GORDIE HOWE

FAVOURITE HOCKEY MEMORY: FIRST NHL GOAL

FAVOURITE ROAD CITY: DALLAS



TROY BODIE

with 6 penalty minutes. **2005-06:** Played 72 games for Kelowna (WHL) collecting 53 points (28 goals, 25 assists) with 117 penalty minutes. Ranked 2nd on Kelowna in goals and penalty minutes. Established WHL career highs for goals, assists, points and penalty minutes. Played 12 playoff games collecting 9 points (5 goals, 4 assists) with 8 penalty minutes. Ranked 1st (tie) on team in playoff goals and 3rd in points. **2004-05:** Played 72 games for Kelowna collecting 48 points (24 goals, 24 assists) with 96 penalty minutes. Played 24 playoff games for Kelowna collecting 17 points (4 goals, 13 assists) with 26 penalty minutes.

Played 3 Memorial Cup games for Kelowna and scored 2 goals. **2003-04:** Played 71 games for Kelowna collecting 20 points with 112 penalty minutes. Played 17 playoff games for Kelowna collecting 10 points (7 goals, 3 assists). Played 4 Memorial Cup games for Kelowna. Won Memorial Cup with Kelowna **2002-03:** In 1st season with Kelowna played 35 games collecting 8 points (4 goals, 4 assists) with 36 penalty minutes. Played 11 playoff games for Kelowna collecting 2 points (1 goal, 1 assist) with 2 penalty minutes. Played 4 Memorial Cup games for Kelowna collecting 2 penalty minutes.

AMATEUR AND PRO RECORD		REGULAR SEASON											PLAYOFFS					
SEASON	CLUB	LEAGUE	GP	G	A	PTS	+/-	PIM	PP	SH	GW	S	%	GP	G	A	PTS	PIM
2002-03	KELOWNA	WHL	35	4	4	8	2	36	0	0	---	---	---	11	1	1	2	2
	MEMORIAL CUP		4	0	0	0	---	2	---	---	---	---	---	---	---	---	---	---
2003-04	KELOWNA	WHL	71	8	12	20	8	112	1	0	---	---	---	17	7	3	10	6
	MEMORIAL CUP		4	0	0	0	---	0	---	---	---	---	---	---	---	---	---	---
2004-05	KELOWNA	WHL	72	24	24	48	21	96	9	0	---	---	---	24	4	13	17	26
	MEMORIAL CUP		3	2	0	2	---	0	---	---	---	---	---	---	---	---	---	---
2005-06	KELOWNA	WHL	72	28	25	53	12	117	11	1	---	---	---	12	5	4	9	8
2006-07	HAMILTON	AHL	20	0	1	1	-4	29	0	0	0	19	0.0	---	---	---	---	---
	STOCKTON	ECHL	46	21	17	38	14	80	10	0	2	137	15.3	6	0	2	2	6
2007-08	SPRINGFIELD	AHL	62	9	6	15	-7	108	1	0	1	89	10.1	---	---	---	---	
2008-09	ANAHEIM	NHL	4	0	0	0	0	0	0	0	5	0.0	---	---	---	---	---	
	IOWA	AHL	71	15	12	27	-8	105	5	1	142	10.6	---	---	---	---	---	
2009-10	ANAHEIM	NHL	44	5	2	7	-8	80	0	1	1	58	8.6	---	---	---	---	
	SAN ANTONIO	AHL	16	2	1	3	-1	43	0	0	0	19	10.5	---	---	---	---	
2010-11	TORONTO	AHL	16	6	4	10	-1	13	0	0	3	27	22.2	---	---	---	---	
	ANAHEIM	NHL	9	0	1	1	-3	7	0	0	0	5	0.0	---	---	---	---	
2011-12	CAROLINA	NHL	50	1	2	3	-4	54	0	0	0	39	2.6	---	---	---	---	
	SYRACUSE	AHL	69	5	10	15	-3	119	1	1	0	106	4.7	4	0	0	0	
2012-13	NORFOLK	AHL	47	4	8	12	2	111	1	1	1	66	6.1	---	---	---	---	
	PORTLAND	AHL	5	3	1	4	0	7	1	0	1	12	25.0	2	0	0	0	
2013-14	TORONTO	NHL	47	3	7	10	6	26	0	0	0	50	6.0	---	---	---	---	
	TORONTO	AHL	17	4	4	8	-1	9	2	0	2	44	9.0	---	---	---	---	
NHL TOTALS			154	9	12	21	-9	167	0	1	1	157	5.7	---	---	---	---	---
LEAFS TOTALS			47	3	7	10	6	26	0	0	0	50	6.0	---	---	---	---	---

NHL FIRSTS

Game: Jan. 16, 2009 (ANA) at PIT
 Point: Jan. 7, 2010 (ANA) vs. STL (assist)
 Goal: Jan. 17, 2010 (ANA) vs. CGY (Curtis McElhinney)

NHL SINGLE GAME MILESTONES

HAT TRICKS None
MOST GOALS 1(9) - Last: Mar. 16, 2014 (TOR) at WSH
MOST ASSISTS 2(1) - Last: Mar. 8, 2014 (TOR) vs. PHI
MOST POINTS 2(1) - Last: Mar. 8, 2014 (TOR) vs. PHI (2A)
 *number of times occurred in parenthesis ().

LONGEST NHL STREAKS

POINTS 2 - Jan. 17 - 19, 2014 (ANA) (2G)
GOALS 2 - Jan. 17 - 19, 2014 (ANA) (2G)
ASSISTS 1 - Mar. 8, 2014 (TOR) (1A)

REGULAR SEASON OT GOALS

None

REGULAR SEASON PENALTY SHOTS

None

LEAFS FIRSTS

Game: Oct. 1, 2013 at MTL
 Point: Oct. 1, 2013 at MTL (assist)
 Goal: Dec. 19, 2013 vs. PHX (Mike Smith)

LEAFS SINGLE GAME MILESTONES

None
1(3) - Last: Mar. 16, 2014 at WSH
2(1) - Last: Mar. 8, 2014 vs. PHI
2(1) - Last: Mar. 8, 2014 vs. PHI (2A)

LONGEST LEAFS STREAKS

1 - Last: Mar. 16, 2014 (IG)
1 - Last: Mar. 16, 2014 (IG)
1 - Last: Mar. 8, 2014 (2A)

REGULAR SEASON SHOOTOUT ATTEMPTS

2008-09: None
 2009-10: None
 2010-11: None
 2013-14: None



BORN: DETROIT, MICHIGAN,
 UNITED STATES
DATE: NOVEMBER 24, 1984
HEIGHT: 6'
WEIGHT: 212 LBS.
SHOOTS: LEFT
POSITION: LEFT WING

BECAME A LEAF: Signed as a free agent by Toronto, July 22, 2014.

TRANSACTIONS: Originally Florida's third choice, 53rd overall, in 2004 Entry Draft. Traded to Vancouver by Florida with Steve Reinprecht and Vancouver's third round pick (previously acquired, Cole Cassels) in 2013 Entry Draft for Mikael Samuelsson and Marco Sturm, October 22, 2011.


2013-14 SEASON: Played 66 games for Vancouver collecting 19 points (10 goals, 9 assists) with 18 penalty minutes. Played 3 games (conditioning stint) for the Utica Comets (AHL) collecting 1 assist. Registered 200th career NHL point Oct. 6 at CGY. Played 400th career NHL game Dec. 14 vs. BOS. Registered 100th career NHL assist Dec. 22 vs. WPG. Missed 10 NHL games due to injury.

CAREER: 2012-13: Played 12 games for Vancouver collecting 3 points (1 goal, 2 assists) with 4 penalty minutes. Missed 36 regular season games and all 4 Vancouver playoff games due to injury. **2011-12:** Played 56 games for Vancouver collecting 29 points (16 goals, 13 assists) with 32 penalty minutes. Played 6 games for Florida collecting 1 assist with 2 penalty minutes. Missed 18 games (Dec. 8 - Jan. 12) due to injury. Registered a 4-game point streak (Feb. 9-15) with 4 points (3 goals, 1 assist). Registered 100th career NHL goal Mar. 3 vs. BUF. Won the Canucks 2011-12 "Most Exciting Player" Award. Played 5 playoff games for Vancouver collecting 1 assist. **2010-11:** Played 82 games for Florida collecting

Vs. NHL	GP	G	A	P	PTM
Anaheim	11	3	3	6	2
Arizona	12	4	1	5	2
Boston	17	5	1	6	10
Buffalo	19	5	4	9	4
Calgary	15	4	7	11	4
Carolina	28	6	9	15	12
Chicago	12	3	2	5	4
Colorado	14	4	3	7	9
Columbus	9	4	1	5	2
Dallas	12	0	0	0	0
Detroit	6	0	2	2	2
Edmonton	12	2	3	5	0
Florida	1	0	0	0	0
Los Angeles	10	2	1	3	4
Minnesota	12	3	4	7	6
Montréal	16	3	5	8	2
Nashville	13	2	1	3	4
New Jersey	18	3	6	9	2
NY Islanders	116	4	9	13	10
NY Rangers	14	5	0	5	4
Ottawa	17	4	5	9	6
Philadelphia	19	6	5	11	15
Pittsburgh	18	3	5	8	20
San Jose	9	1	1	2	4
St. Louis	7	3	1	4	9
Tampa Bay	32	14	7	21	14
Toronto	13	4	5	9	4
Vancouver	4	0	0	0	2
Washington	29	7	8	15	14
Winnipeg	28	9	6	15	10
NHL TOTALS:	443	113	105	218	181

40 points (23 goals, 17 assists) with 26 penalty minutes. Ranked 1st on Florida in goals, 2nd in hits (127) and 3rd in points. Scored GWG and registered second penalty shot goal of career Oct. 30 at MTL. Tied Florida franchise record (Pavel Bure - Feb. 10/01 at ATL) for most shots in a game with 14, Nov. 18 at BOS. Registered a goal in 3 consecutive games (Mar. 5-8). Nominated for the 2011 Masterton Trophy after playing in all 82 games despite being limited to 28 games the previous season due to two separate concussions.

2009-10: Played 28 games for Florida collecting 16 points (8 goals, 8 assists) with 23 penalty minutes. Played 200th career NHL game Oct. 21 vs. BUF. Missed 45 games (Dec. 8 - Jan. 12) due to concussion. Registered a season-high 4 points (1 goal, 3 assists) Mar. 3 vs. PHI. Suffered another concussion Mar. 25 at MTL and missed final 8 games of season. **2008-09:** Played 72 games for Florida collecting 60 points (31 goals, 29 assists) with 38 penalty minutes. Ranked 1st on Florida in goals, PPG (11), GWG (tie-5) and shots (246), 2nd in points, and 3rd in assists and plus/minus (+10). Established single-season career-highs for goals, assists, points, penalty minutes and PPG. Registered first career NHL hat trick, including GWG, Nov. 9 at ANA. Registered 4 points (3 goals, 1 assist), including his second NHL career hat trick, Mar. 7 vs. STL. Became 1 of only 4 Panthers to record two hat tricks in a season (Bure, Jokinen, Sheppard). Registered a career-high 5 points (2 goals, 3 assists) Apr. 11 vs. WSH. Named Panthers RRA Most Valuable Player. **2007-08:** Played 73 games for Florida collecting 40 points (22 goals, 18 assists) with 26 penalty minutes. Ranked 1st on Florida in GWG (6) and 3rd



FAVOURITE TV SHOW:
SEINFELD

SONG YOU'D SING FOR AMERICAN IDOL AUDITION:
SCHOOL GYM TEACHER

FAVOURITE BOARD GAME:
SCRABBLE

FAVOURITE HOCKEY MEMORY:
WINNING WORLD JUNIOR GOLD

in goals. 21 of his 22 goals came at even-strength. Registered a 4-game point streak twice: Jan. 12-18 with 4 points (3 goals, 1 assist) and Mar. 20-27 with 4 points (1 goal, 3 assists). Played 7 games for Team USA at IIHF World Championship collecting 1 goal with 2 penalty minutes. **2006-07:** Played 48 games for Florida collecting 10 points (3 goals, 7 assists) with 12 penalty minutes. Played 25 games with the Rochester Americans (AHL) collecting 14 points (7 goals, 7 assists) with 26 penalty minutes. Made NHL debut Nov. 20 at BOS. Registered first career NHL point (assist) Dec. 12 vs. ANA. Scored first career NHL goal Jan. 4 at CGY (McLennan). Scored

first career NHL GWG Apr. 6 vs. TB. Recorded first career NHL multi-point game with 2 assists Mar. 17 vs. NYI. Played 6 playoff games for Rochester (AHL) collecting 2 assists with 4 penalty minutes. **2002-06:** Played 135 games over 4 seasons with Michigan State Spartans (CCHA) collecting 105 points (45 goals, 60 assists) with 163 penalty minutes. Named to CCHA All-Rookie Team in 2003. Named Michigan State's Rookie of the Year (2003). Won a gold medal with Team USA at 2004 IIHF World Junior Championship. Played 6 games for Team USA collecting 1 assist with 2 penalty minutes.

AMATEUR AND PRO RECORD		REGULAR SEASON											PLAYOFFS					
SEASON	CLUB	LEAGUE	GP	G	A	PTS	+/-	PIM	PP	SH	GW	S	%	GP	G	A	PTS	PIM
2000-01	DETROIT COMP.	NAHL	42	17	13	30	--	44	--	--	--	--	--	2	1	0	1	2
2001-02	USNTDP	USHL	12	4	3	7	--	6	--	6	--	--	--	--	--	--	--	--
	USNTDP	NAHL	6	1	3	4	--	18	--	--	--	--	--	--	--	--	--	--
	USNTDP	U-18	40	12	6	18	--	17	--	--	--	--	--	--	--	--	--	--
	UNITED STATES	WJC-U18	8	2	2	4	0	10	--	--	--	--	--	--	--	--	--	--
2002-03	MICHIGAN STATE	CCHA	39	17	19	36	0	53	--	--	--	--	--	--	--	--	--	--
2003-04	MICHIGAN STATE	CCHA	30	8	10	18	6	30	--	--	--	--	--	--	--	--	--	--
2004-05	UNITED STATES	WJC	6	0	1	1	3	2	--	--	--	--	--	--	--	--	--	--
	MICHIGAN STATE	CCHA	29	7	9	16	6	30	--	--	--	--	--	--	--	--	--	--
2005-06	MICHIGAN STATE	CCHA	37	13	22	35	3	50	--	--	--	--	--	--	--	--	--	--
2006-07	FLORIDA	NHL	48	3	7	10	0	12	0	0	1	86	3.5	--	--	--	--	--
2007-08	ROCHESTER	AHL	25	7	7	14	8	26	0	2	0	6	0	6	0	2	2	4
	FLORIDA	NHL	73	22	18	40	13	26	1	0	6	228	9.6	--	--	--	--	--
2008-09	UNITED STATES	WJC	7	1	0	1	--	2	--	--	--	--	--	--	--	--	--	--
	FLORIDA	NHL	72	31	29	60	10	38	11	0	5	246	12.6	--	--	--	--	--
2009-10	FLORIDA	NHL	28	8	8	16	-3	23	0	0	1	95	8.4	--	--	--	--	--
2010-11	FLORIDA	NHL	82	23	17	40	-31	26	8	0	3	280	8.2	--	--	--	--	--
2011-12	FLORIDA	NHL	6	0	1	1	-6	2	0	0	0	14	0.0	--	--	--	--	--
2012-13	VANCOUVER	NHL	56	16	13	29	1	32	3	0	1	145	11.0	5	0	1	1	0
	VANCOUVER	NHL	12	1	2	3	-3	4	0	0	0	27	3.7	--	--	--	--	--
2013-14	VANCOUVER	NHL	66	9	10	19	1	18	0	0	0	117	7.7	--	--	--	--	--
	UTICA	AHL	3	0	1	1	-1	0	0	0	0	0	--	--	--	--	--	--
NHL TOTALS			443	113	105	218	-18	181	23	0	17	1238	9.1	5	0	1	1	0

NHL FIRSTS

Game: Nov. 20, 2006 (FLA) at BOS
 Point: Dec. 12, 2006 (FLA) vs. ANA (assist)
 Goal: Jan. 4, 2007 (FLA) at CGY (Jamie McLennan)

NHL SINGLE GAME MILESTONES

- HAT TRICKS 2 - Last: Mar. 7, 2009 (FLA) vs. STL
- MOST GOALS 3(2) - Last: Mar. 7, 2009 (FLA) vs. STL
- MOST ASSISTS 3(2) - Last: Mar. 3, 2010 (FLA) vs. PHI
- MOST POINTS 5(1) - Apr. 11, 2009 (FLA) vs. WSH (2G,3A)

*number of times occurred in parenthesis ().

LONGEST NHL STREAKS

- POINTS 8 - Last: Dec. 27, 2008 - Jan. 10, 2009 (FLA) (6G,7A)
- GOALS 4 - Last: Nov. 21 - 28, 2008 (FLA) (4G)
- ASSISTS 6 - Last: Dec. 31, 2008 - Jan. 10, 2009 (FLA) (6A)

REGULAR SEASON OT GOALS

1. Oct. 11, 2008 (FLA) vs. Atlanta (Lehtonen)

REGULAR SEASON PENALTY SHOTS

- Jan. 19, 2009 (FLA) vs. Buffalo (Miller, Successful)
- Mar. 1, 2009 (FLA) at Washington (Theodore, Unsuccessful)
- Oct. 30, 2010 (FLA) at Montreal (Price, Successful)
- Mar. 19, 2011 (FLA) vs. NY Islanders (DiPietro, Unsuccessful)
- Apr. 3, 2012 (VAN) vs. Anaheim (Hiller, Unsuccessful)
- Feb. 3, 2014 (VAN) vs. Detroit (Howard, Unsuccessful)

LEAFS SINGLE GAME MILESTONES

- N/A
- N/A
- N/A
- N/A

LONGEST LEAFS STREAKS

- N/A
- N/A
- N/A

REGULAR SEASON SHOOTOUT ATTEMPTS


- 2006-07: None
- 2007-08: Did not score in 1 attempt
- 2008-09: Did not score in 2 attempts
- 2009-10: Scored 1 goal in 2 attempts
- 2010-11: Scored 1 goal in 5 attempts
- 2011-12: Scored 1 goal in 2 attempts
- 2012-13: None
- 2013-14: Did not score in 2 attempts
- CAREER: Scored 3 goals in 14 attempts



BORN: REGINA, SASKATCHEWAN,
 CANADA
DATE: MARCH 19, 1986
HEIGHT: 6' 1"
WEIGHT: 195 LBS.
SHOOTS: RIGHT
POSITION: CENTRE

BECAME A LEAF: Signed as a free agent by Toronto, April 3, 2009.

TRANSACTIONS: None.

 **2013-14 SEASON:** Played 58 games for the Maple Leafs collecting 49 points (19 goals, 30 assists) with 14 penalty minutes. Ranked 1st in NHL shooting percentage (21.1%). Ranked 2nd on Maple Leafs in SHG (1-tie) and 3rd in plus/minus (+2-tie). Established single-season career-highs in goals, assists, points and plus/minus (+2). Missed 12 games (Oct. 26 – Nov. 23) with a hamstring injury. Collected 2 points (1 goal, 1 assist) and a (+3) rating Nov. 27 at PIT. Missed 12 games (Dec. 5 – 27) with an oblique injury. Collected a career-high 3 assists and named 2nd star Dec. 29 vs. CAR. Scored a goal, game-deciding shootout goal and named 3rd star Jan. 1 at DET (Winter Classic). Registered a career-high 8-game point streak (Nov. 27 – Jan. 7) with 11 points (3 goals, 8 assists). Collected 3 points (2 goals, 1 assist) and named 1st star Jan. 14 at BOS. Collected 2 points (1 goal, 1 assist), a (+3) rating and named 3rd star Feb. 1 vs. OTT. Collected 2 assists, including 100th career NHL assist and named 2nd star Feb. 8 vs. VAN. Became 3rd NHL player to score a penalty shot goal and GWS in OT in same game Mar. 5 at NYR. Collected 3 points (1 goal, 2 assists) Mar. 10 at ANA. Shootout Stats: 3 for 5.

 **CAREER: 2012-13:** Played 46 games for the Maple Leafs collecting 28 points (12 goals, 16 assists) with 6 penalty minutes. Ranked 1st on team in SHG (1) and faceoff percentage (52.6%), and 2nd (tie)

Vs. NHL	GP	G	A	P	PIM
Anaheim	4	4	3	7	0
Arizona	3	0	0	0	0
Boston	21	4	4	8	0
Buffalo	17	4	7	11	8
Calgary	5	1	2	3	2
Carolina	16	2	8	10	4
Chicago	3	1	0	1	0
Colorado	5	1	3	4	2
Columbus	5	1	1	2	0
Dallas	3	1	0	1	2
Detroit	4	1	0	1	0
Edmonton	6	2	4	6	2
Florida	15	4	3	7	4
Los Angeles	4	0	3	3	2
Minnesota	3	1	1	2	2
Montréal	22	8	9	17	8
Nashville	4	1	2	3	2
New Jersey	17	5	3	8	4
NY Islanders	14	1	5	6	0
NY Rangers	14	2	7	9	6
Ottawa	23	9	10	19	4
Philadelphia	16	3	4	7	4
Pittsburgh	13	6	4	10	2
San Jose	5	1	2	3	0
St. Louis	4	0	2	2	0
Tampa Bay	16	5	8	13	2
Toronto	0	0	0	0	0
Vancouver	6	1	4	5	0
Washington	14	2	4	6	0
Winnipeg	14	1	8	9	2
NHL TOTALS:	296	72	111	183	62

in GWG (3). Collected a point in 3 consecutive games to start the season (Jan. 19 – 23). Played 200th career NHL game Feb. 2 at BOS. Scored SHG, collected an assist and named 1st star Feb. 7 at WPG. Registered a season-high 4-game point streak (Mar. 14 – 21) with 4 points (3 goals, 1 assist). Collected 3 points (1 goal, 2 assists) and a career-high (+4) rating Mar. 28 vs. CAR. Missed final 2 regular season games (Apr. 25 & 27) with upper body injury. Played 5 playoff games for the Maple Leafs collecting 2 points (1 goal, 1 assist) with 4 penalty minutes. Ranked 1st on team in playoff SHG (1). Made NHL playoff debut and collected an assist in GM #1 of ECQF May 1 at BOS. Scored 1st career NHL playoff goal (SHG) in GM #5 May 10 at BOS (Tuukka Rask). Missed final 2 playoff games (May 12 & 13) due to upper-body injury. **2011-12:** Played 73 games for the Maple Leafs collecting 47 points (18 goals, 29 assists) with 22 penalty minutes. Established a career-high for penalty minutes in a season. Ranked 1st on Maple Leafs in shooting percentage (16.5%). Missed 2 games (Oct. 22 & 24) due to foot injury. Collected 3 points (2 goals, 1 assist) Nov. 22 at TBL. Scored the NHL's 1st 3-on-3 goal of the 2011-12 season Nov. 22 at TBL. Suffered upper-body injury during practice Dec. 30. Missed 7 games (Dec. 31 – Jan. 14) due to upper-body injury. Collected 3 points (1 goal, 2 assists) and a (+3) rating Feb. 4 at OTT. Registered season-high 4-game point streak (Feb. 4 – 9) with 7 points (4 goals, 3 assists). Collected 100th career NHL point with an assist Mar. 20 vs. NYI. Collected 3 points (2 goals, 1 assist) and a (+3) rating Apr. 3 at BUF. **2010-11:** Played 82 games for the Maple Leafs collecting 32 points (15 goals, 17 assists) with 14 penalty minutes. Established a career-high for

FAVOURITE TV SHOW:

BREAKING BAD

IF YOU WEREN'T A HOCKEY PLAYER, WHAT WOULD YOU BE? A GOLFER

FONDEST OUTDOOR HOCKEY

MEMORY: PLAYING ON MY BACKYARD RINK

FAVOURITE HOCKEY MEMORY: SCORING MY FIRST NHL GOAL



PPG (6). Ranked 1st on Maple Leafs in faceoff win percentage (54.6), 1st (tie) in SHG (1), and 3rd (tie) in PPG and GWG (4). 1 of 5 Maple Leafs players to play in all 82 games. Played 100th career NHL game Feb. 27 at Atlanta. Became 2nd player in franchise history to score a 3-on-5 shorthanded goal Apr. 6 at NJD - Darryl Sittler accomplished same feat Mar. 19, 1980 vs. Winnipeg. **2009-10:** Played 37 games for the Maple Leafs collecting 27 points (8 goals, 19 assists) with 6 penalty minutes. Played 32 games for the Toronto Marlies (AHL) collecting 20 points (4 goals, 16 assists) with 6 penalty minutes. Ranked 11th in NHL rookie scoring. Recalled from Marlies Oct. 13. Made NHL debut and collected an assist Oct. 13 vs. COL. Assigned to the Marlies Oct. 14. Recalled from the Marlies Jan. 11. Scored 1st NHL goal and added an assist Jan. 14 vs. PHI (Michael Leighton). Registered a 4-game point streak (Feb. 2 - 8) with 5 points (2 goals, 3 assists). Collected 3 points (1 goal, 2 assists) Mar. 13 vs. Edmonton. **2008-09:** Played 19 games for the University of Denver (WCHA) collecting 23 points (8 goals, 15 assists) with 10 penalty minutes. Ranked 2nd on Denver with a (+14) rating. Missed 21 games due to knee injury. Named to the All-WCHA Academic Team. **2007-08:** Played 41 games for the University of Denver collecting 34

points (18 goals, 16 assists) with 22 penalty minutes. Ranked 1st on Denver in goals and points. Ranked 2nd on Denver in plus/minus (+12). Ranked 3rd on Denver in assists. Ranked 2nd in NCAA shorthanded goals (5). Became 3rd freshman since 1986-87 to lead team in scoring. Named to All-WCHA Third Team and All-WCHA Rookie Team. **2006-07:** Played 59 games for Victoria (BCHL) collecting 128 points (45 goals, 83 assists) with 45 penalty minutes. Won Brett Hull Trophy as BCHL's Top Scorer. Ranked 1st in BCHL assists. Ranked 4th in BCHL goals. Ranked 1st on Victoria in goals, assists, and SHG (5). Played 11 playoff games for Victoria collecting 13 points (4 goals, 9 assists) with 6 penalty minutes. Ranked 1st on Victoria in playoff assists and points. **2005-06:** Played 56 games for Victoria collecting 69 points (31 goals, 38 assists) with 26 penalty minutes. Ranked 1st on Victoria in goals, assists, points, PPG (10) and SHG (6). Played 16 playoff games for Victoria collecting 16 points (8 goals, 8 assists) with 14 penalty minutes. Ranked 2nd on Victoria in playoff points. **2004-05:** Played 55 games for Victoria collecting 31 points (15 goals, 16 assists) with 24 penalty minutes. Played 5 playoff games for Victoria collecting 2 assists with 2 penalty minutes.

AMATEUR AND PRO RECORD

REGULAR SEASON

PLAYOFFS

SEASON	CLUB	LEAGUE	GP	G	A	PTS	+/-	PIM	PP	SH	GW	S	5%	GP	G	A	PTS	PIM
2004-05	VICTORIA	BCHL	55	15	16	31	---	24	--	--	--	--	---	5	0	2	2	2
2005-06	VICTORIA	BCHL	56	31	38	69	---	26	--	--	--	---	---	16	8	8	16	14
2006-07	VICTORIA	BCHL	59	45	83	128	---	45	--	--	--	---	---	11	4	9	13	6
2007-08	U. OF DENVER	WCHA	41	18	16	34	---	22	--	--	--	---	---	--	--	--	--	--
2008-09	U. OF DENVER	WCHA	19	8	15	23	---	10	--	--	--	---	---	--	--	--	--	--
2009-10	TORONTO	NHL	37	8	19	27	-5	6	2	0	1	51	15.7	--	--	--	--	--
	TORONTO	AHL	32	4	16	20	-8	6	1	0	0	65	6.2	---	---	---	---	---
2010-11	TORONTO	NHL	82	15	17	32	-29	14	6	1	4	120	12.5	---	---	---	---	---
2011-12	TORONTO	NH	73	18	29	47	-7	22	4	0	1	109	16.5	---	---	---	---	---
2012-13	TORONTO	NHL	46	12	16	28	-1	6	4	1	3	61	19.7	5	1	1	2	4
2013-14	TORONTO	NHL	58	19	30	49	2	14	5	1	1	90	21.1	--	--	--	--	---
	NHL TOTALS		296	72	111	183	-40	62	21	3	10	431	16.7	5	1	1	2	4

NHL FIRSTS

Game: Oct. 13, 2009 vs. COL
 Point: Oct. 13, 2009 vs. COL (assist)
 Goal: Jan. 14, 2010 vs. PHI (Michael Leighton)

NHL SINGLE GAME MILESTONES

HAT TRICKS None
MOST GOALS 2(8) - Last: Mar. 5, 2014 at NYR
MOST ASSISTS 3(1) - Last: Dec. 29, 2013 vs. CAR
MOST POINTS 3(10) - Last: Mar. 10, 2014 at ANA (1G,2A)
 *number of times occurred in parenthesis ().

LONGEST NHL STREAKS

POINTS 8 - Last: Nov. 27, 2013 - Jan. 7, 2014 (3G,8A)
GOALS 2 - Last: Mar. 22 - 23, 2014 (2G)
ASSISTS 5 - Last: Nov. 27 - Dec. 29, 2014 (7A)

REGULAR SEASON OT GOALS

1. Mar. 5, 2014 at NY Rangers (Lundqvist)

REGULAR SEASON PENALTY SHOTS

1. Mar. 5, 2014 at NY Rangers (Lundqvist, Successful)

LEAFS SINGLE GAME MILESTONES

See NHL Single Game Milestones
 See NHL Single Game Milestones
 See NHL Single Game Milestones
 See NHL Single Game Milestones


LONGEST LEAFS STREAKS

See NHL Longest Streaks
 See NHL Longest Streaks
 See NHL Longest Streaks

REGULAR SEASON SHOOTOUT ATTEMPTS


2009-10: Did not score in 1 attempt
 2010-11: Scored 3 goals in 4 attempts
 2011-12: Scored 1 goal in 3 attempts
 2012-13: Scored 3 goals in 5 attempts
 2013-14: Scored 3 goals in 5 attempts
CAREER: Scored 10 goals in 18 attempts




BORN: TORONTO, ONTARIO,
 CANADA
DATE: MARCH 31, 1984
HEIGHT: 6' 1"
WEIGHT: 200 LBS.
SHOOTS: RIGHT
POSITION: RIGHT WING

BECAME A LEAF: Signed as a free agent by Toronto, July 5, 2013.

TRANSACTIONS: Originally signed as a free agent by New Jersey, August 12, 2005.

 **2013-14 SEASON:** Played 60 games for the Maple Leafs collecting 11 points (5 goals, 6 assists) with 93 penalty minutes. Ranked 3rd on Maple Leafs in penalty minutes. Registered 9 fighting majors. Automatically suspended 10 regular season games (Oct. 1 – 22) after being assessed a game misconduct for leaving the bench on an illegal line change to join an altercation Sep. 22 vs. BUF. Made Maple Leafs debut Oct. 25 at CBJ. Collected 1st Maple Leafs point (assist) Oct. 30 at CGY. Scored 1st Maple Leafs goal Nov. 19 vs. NYI (Kevin Poulin). Suspended 2 games (Dec. 14 & 16) for illegal check to head Dec. 12 at STL (Sobotka). Scored 100th career NHL goal and named 2nd star Dec. 21 vs. DET. Missed game Jan. 7 vs. NYI due to foot injury. Missed 8 games (Jan. 18 – Feb. 1) due to elbow injury. Scored a goal and registered 7 hits Feb. 4 at FLA. Missed game Mar. 8 vs. PHI due to leg injury. Scored GWG Apr. 1 vs. CGY. Shootout Stats: 0 for 2.

Vs. NHL	GP	G	A	P	PIM
Anaheim	6	2	1	3	16
Arizona	5	0	0	0	18
Boston	27	7	4	11	25
Buffalo	27	5	6	11	24
Calgary	7	2	1	3	14
Carolina	25	5	6	11	55
Chicago	5	0	0	0	5
Colorado	5	0	0	0	10
Columbus	7	2	1	3	2
Dallas	9	4	0	4	10
Detroit	8	1	1	2	10
Edmonton	6	0	1	1	28
Florida	25	9	6	15	34
Los Angeles	8	1	2	3	6
Minnesota	5	0	2	2	15
Montréal	23	5	3	8	33
Nashville	5	2	0	2	9
New Jersey	3	0	0	0	2
NY Islanders	36	9	4	13	57
NY Rangers	36	5	8	13	79
Ottawa	22	2	3	5	55
Philadelphia	35	6	9	15	98
Pittsburgh	37	7	4	11	67
San Jose	8	4	2	6	5
St. Louis	6	1	1	2	14
Tampa Bay	25	6	7	13	67
Toronto	21	10	1	11	36
Vancouver	6	1	1	2	20
Washington	25	4	3	7	23
Winnipeg	23	2	2	4	26
NHL TOTALS:	486	102	79	181	863

 **CAREER: 2012-13:** Played all 48 games for New Jersey collecting 24 points (15 goals, 9 assists) with 78 penalty minutes. Played 5 games for EC Salzburg collecting 3 points (2 goals, 1 assist) with 18 penalty minutes. Ranked 1st on New Jersey in goals, PPG (6), GWG (5-tie) and penalty minutes. Ranked 1st on New Jersey in penalty minutes in 5 of past 6 seasons. Began season with career-high 6-game point streak (Jan. 19 – 31) with 8 points (4 goals, 4 assists). Collected a career-high (tie) 3 points (1 goal, 2 assists) Jan. 27 at MTL and 3 points (2 goals, 1 assist) Feb. 5 vs. NYR. Played 400th career NHL game Mar. 4 at TOR. Registered 4 multi-point games and most recently collected 2 points (1 goal, 1 assist) Apr. 20 vs. FLA. **2011-12:** Played 80 games for New Jersey collecting 46 points (30 goals, 16 assists) with 138 penalty minutes. Registered a career-high in goals, assists, points, PPG (8) and GWG (7). Ranked 1st on team in GWG and penalty minutes, 2nd (tie) in PPG, 3rd in goals. Played 300th career NHL game Oct. 10 vs. CAR. Scored 2 goals including 1st career OTG Dec. 6 at TOR. Registered a 5-game point streak (Jan. 31 – Feb. 7) with 8 points (5 goals, 3 assists). Played career-high 181 consecutive games from Mar. 2, 2010 to Mar. 31, 2012. Missed 2 games due to lower body injury (Apr. 3 & 7). Played 24 playoff games for New Jersey collecting 12 points (3 goals, 9 assists) with 32 penalty minutes. Ranked 1st on team (tie) in playoff GWG

FAVOURITE TV SHOW:
NASHVILLE

FAVOURITE NHL TEAM
GROWING UP: TORONTO

FAVOURITE BOARD GAME:
MONOPOLY

FAVOURITE HOCKEY
MEMORY: PLAYING IN THE
MEMORIAL CUP



(3). 1 of 3 players on team to finish a 'plus' in all 4 playoff rounds. **2010-11:** Played 82 games for New Jersey collecting 18 points (12 goals, 6 assists) with 116 penalty minutes. 1 of 4 players on team to play in all 82 games. Ranked 3rd on team in shots on goal (192). Collected 100th career NHL point (assist) Apr. 10 vs. BOS. **2009-10:** Played 46 games for New Jersey collecting 24 points (11 goals, 13 assists) with 85 penalty minutes. Scored game-deciding goal in 1st shootout attempt Oct. 31 at TBL. Sustained an injury Nov. 27 (non-displaced fracture of bone above ankle) and missed 13 games. Missed 23 games (Dec. 31 - Feb. 13) due to lower body injury. Played 200th career NHL game Mar. 12 vs. PIT. Played 5 playoff games for New Jersey collecting 22 penalty minutes. **2008-09:** Played 82 games for New Jersey collecting 32 points (17 goals, 15 assists) with 164 penalty minutes. 1 of 5 players to play in all 82 games. Ranked 1st on team in penalty minutes. Played 100th career NHL game Nov. 5 vs. TBL. Registered a 5-game point streak (Jan. 11 - 19) with 5 points (3 goals, 2 assists). Played 7 playoff games for New Jersey collecting 2 goals and 19 penalty minutes. Scored 1st career playoff point (goal) in GM #4 of ECQF at CAR (Cam Ward). **2007-08:** Played 81 games for New Jersey collecting 22 points (9 goals, 13 assists) with 183 penalty minutes. Ranked 1st on New Jersey in penalty minutes. Most penalty minutes since 1999-00 (K. Oliwa). Wore sweater #23 after wearing #27 the previous season. Played in 2008 NHL YoungStars Game and scored 1 goal. **2006-07:** Split season between New Jersey and Lowell (AHL). Played 7 games for New Jersey collecting 4 points (3 goals, 1 assist) with 6 penalty minutes. Played 67

games for Lowell collecting 38 points (20 goals, 18 assists) with 150 penalty minutes. Played 1st career NHL game Mar. 15 at CAR. Scored 1st career NHL goal and assist Mar. 17 vs. CAR (John Grahame). Ranked 2nd on Lowell in goals and 3rd (tie) in points. Ranked 1st on Lowell in penalty minutes. Named AHL Player of the Week for period ending Jan. 14 playing 2 games and collecting 8 points (5 goals, 3 assists) with a +6 rating. **2005-06:** Played 56 games for Albany (AHL) collecting 34 points (13 goals, 21 assists) with 233 penalty minutes. Ranked 1st on team in penalty minutes. **2004-05:** Played 51 games for Kitchener (OHL) collecting 54 points (33 goals, 21 assists) with 145 penalty minutes. Ranked 1st on Kitchener in goals and 3rd in penalty minutes. Played 15 playoff games for Kitchener collecting 8 points (6 goals, 2 assists) with 40 penalty minutes. **2003-04:** Played 55 games for Kitchener collecting 39 points (22 goals, 17 assists) with 173 penalty minutes. Ranked 3rd on Kitchener in penalty minutes. **2002-03:** Played 3 games for Belleville (OHL) collecting 11 penalty minutes and played 54 games for Kitchener collecting 28 points (17 goals, 11 assists) with 122 penalty minutes. Played 21 playoff games for Kitchener collecting 7 points (4 goals, 3 assists) with 23 penalty minutes. Won OHL Championship with Kitchener. Played 4 games for Kitchener at Memorial Cup scoring 2 goals and 2 penalty minutes. Won Memorial Cup with Kitchener. **2001-02:** Played 22 games for Belleville collecting 9 points (2 goals, 7 assists) with 34 penalty minutes. Played 8 playoff games for Belleville collecting 2 points (1 goal, 1 assist) with 6 penalty minutes.

AMATEUR AND PRO RECORD			REGULAR SEASON													PLAYOFFS			
SEASON	CLUB	LEAGUE	GP	G	A	PTS	+/-	PIM	PP	SH	GW	S	%	GP	G	A	PTS	PIM	
2001-02	BELLEVILLE	OHL	22	2	7	9	2	34	0	0	---	---	---	8	1	1	2	6	
	AURORA	OPJHL	37	26	21	47	---	141	---	---	---	---	---	---	---	---	---	---	
2002-03	BELLEVILLE	OHL	3	0	0	0	-1	11	0	0	---	---	---	---	---	---	---	---	
	KITCHENER	OHL	54	17	11	28	0	122	6	0	---	---	---	21	4	3	7	23	
	MEMORIAL CUP		4	2	0	2	---	2	---	---	---	---	---	---	---	---	---	---	
2003-04	KITCHENER	OHL	55	22	17	39	7	173	7	1	---	---	---	---	---	---	---	---	
2004-05	KITCHENER	OHL	51	33	21	54	16	145	17	1	---	---	---	15	6	2	8	40	
2005-06	ALBANY	AHL	56	13	21	34	-3	233	5	0	0	139	9.4	---	---	---	---	---	
2006-07	NEW JERSEY	NHL	7	3	1	4	-1	6	2	0	1	18	16.7	3	0	0	0	2	
	LOWELL	AHL	67	20	18	38	1	150	4	0	3	191	10.5	---	---	---	---	---	
2007-08	NEW JERSEY	NHL	81	9	13	22	1	183	0	0	1	151	6.0	5	0	0	0	4	
2008-09	NEW JERSEY	NHL	82	17	15	32	-1	164	4	0	3	158	10.8	7	2	0	2	19	
2009-10	NEW JERSEY	NHL	46	11	13	24	3	85	3	0	2	106	10.4	5	0	0	0	22	
2010-11	NEW JERSEY	NHL	82	12	6	18	-20	116	1	0	1	192	6.2	---	---	---	---	---	
2011-12	NEW JERSEY	NHL	80	30	16	46	-8	138	8	0	7	228	13.2	24	3	9	12	32	
2012-13	NEW JERSEY	NHL	48	15	9	24	-6	78	6	0	5	180	8.3	---	---	---	---	---	
	EC SALZBURG	AUS	5	2	1	3	---	18	---	---	---	---	---	---	---	---	---	---	
2013-14	TORONTO	NHL	60	5	6	11	-14	93	1	0	1	102	4.9	---	---	---	---	---	
	NHL TOTALS		486	102	79	181	-46	863	25	0	21	1135	9.0	44	5	9	14	79	
	LEAFS TOTALS		60	5	6	11	-14	93	1	0	1	102	4.9	---	---	---	---	---	

NHL FIRSTS

Game: Mar. 15, 2007 (NJD) at CAR

Point: Mar. 17, 2007 (NJD) vs. CAR (goal)

Goal: Mar. 17, 2007 (NJD) vs. CAR (John Grahame)

NHL SINGLE GAME MILESTONES

None

MOST GOALS 2(7) Last: Feb. 10, 2013 (NJD) at PIT

MOST ASSISTS 2(6) Last: Jan. 27, 2013 (NJD) at MTL

MOST POINTS 3(3) Last: Feb. 5, 2013 (NJD) vs. NYR (2G,1A)

*number of times occurred in parenthesis ()

LONGEST NHL STREAKS

POINTS 6 - Last: Jan. 19 - 31, 2013 (NJD) (4G,4A)

GOALS 3 - Last: Feb. 19 - 24, 2012 (NJD) (3G)

ASSISTS 3 - Last: Jan. 31 - Feb. 4, 2012 (NJD) (3A)

REGULAR SEASON OT GOALS

1. Dec. 6, 2011 (NJD) at Toronto (Reimer)

REGULAR SEASON PENALTY SHOTS

None

LEAFS FIRSTS

Game: Oct. 25, 2013 at CBJ

Point: Oct. 30, 2013 at CGY (assist)

Goal: Nov. 19, 2013 vs. NYI (Kevin Poulin)

LEAFS SINGLE GAME MILESTONES

None

1(5) Last: Apr. 1, 2014 vs. CGY

1(6) Last: Feb. 6, 2014 at TBL

1(11) Last: Apr. 1, 2014 vs. CGY (1A)

LONGEST LEAFS STREAKS

3 - Last: Nov. 15 - 19, 2013 (1G,2A)

1 - Last: Apr. 1 (1G)

2 - Last: Nov. 15 - 16, 2013 (2A)

REGULAR SEASON SHOOTOUT ATTEMPTS

2006-07: None

2007-08: None

2008-09: None

2009-10: Scored 1 goal in 1 attempt

2010-11: None

2011-12: Scored 1 goal in 2 attempts

2012-13: Scored 1 goal in 4 attempts


2013-14: Did not score in 2 attempts

CAREER: Scored 3 goals in 9 attempts



DAVID CLARKSON




BORN: SICAMOUS, BRITISH COLUMBIA,
 CANADA
DATE: AUGUST 8, 1987
HEIGHT: 6' 5"
WEIGHT: 230 LBS.
SHOOTS: RIGHT
POSITION: DEFENCE

BECAME A LEAF: Acquired from Nashville with Matthew Lombardi for Brett Lebda and Robert Slaney, July 3, 2011.

TRANSACTIONS: Originally Nashville's third choice, 79th overall, in 2005 Entry Draft.

 **2013-14 SEASON:** Played 79 games for the Maple Leafs collecting 33 points (5 goals, 28 assists) with 30 penalty minutes. Ranked 2nd in NHL hits (282). Ranked 1st on Maple Leafs in hits and 3rd in blocked shots (111). Established single-season career-highs in assists and points. Collected 2 assists in back-to-back games (Oct. 12 & 15). Collected 2 assists and named 2nd star Nov. 16 vs. BUF. Missed 2 games (Nov. 30 & Dec. 3) due to lower-body injury. Scored a goal and named 3rd star Dec. 11 vs. LAK. Collected 2 assists and named 1st star Dec. 27 vs. BUF. Collected 100th career NHL assist Feb. 1 vs. OTT. Played 300th career NHL game Feb. 6 at TBL. Missed game Mar. 11 at SJS with flu. Collected 2 assists Apr. 3 vs. BOS.

 **CAREER: 2012-13:** Played 45 games for the Maple Leafs collecting 29 points (4 goals, 25 assists) with 8 penalty minutes. Played 26 games for Brynas IF (SEL) collecting 7 points (3 goals, 4 assists) with 10 penalty minutes. Ranked 4th among NHL defencemen in assists and 6th (tie)

Vs. NHL	GP	G	A	P	PIM
Anaheim	11	1	4	5	4
Arizona	10	0	3	3	6
Boston	13	0	3	3	2
Buffalo	14	1	10	11	6
Calgary	12	1	3	4	0
Carolina	12	1	2	3	4
Chicago	13	1	6	7	2
Colorado	9	3	3	6	2
Columbus	13	1	0	1	4
Dallas	9	0	2	2	2
Detroit	16	2	2	4	4
Edmonton	10	0	6	6	6
Florida	12	1	4	5	2
Los Angeles	9	2	3	5	2
Minnesota	11	1	2	3	10
Montréal	14	1	5	6	6
Nashville	3	0	0	0	0
New Jersey	10	0	7	7	2
NY Islanders	10	1	5	6	4
NY Rangers	9	2	1	3	4
Ottawa	13	2	7	9	6
Philadelphia	10	0	5	5	2
Pittsburgh	9	2	4	6	2
San Jose	8	1	3	4	2
St. Louis	14	0	1	1	4
Tampa Bay	12	1	3	4	4
Toronto	2	1	1	2	0
Vancouver	1	0	1	1	0
Washington	11	2	3	5	8
Winnipeg	12	0	6	6	6
NHL TOTALS:	322	28	105	133	106

in points. Ranked 3rd on Maple Leafs in assists. Ranked 1st among Maple Leafs defencemen in assists and points. Established a career high in PPG (3). Played 200th career NHL game and collected an assist Jan. 24 vs. NYI. Collected a goal and an assist, a (+3) rating and named 3rd star Jan. 29 at BUF. Collected at least 1 assist in 4 consecutive games (Feb. 5 - 11). Collected an assist in 4 consecutive games (Feb. 27 - Mar. 6). Collected an assist in 3 consecutive games (Apr. 4 - 8). Played 100th career Maple Leafs game and collected an assist Apr. 24 at TBL. Healthy scratch 3 times this season, most recently Jan. 26 at NYR. Played 7 playoff games for the Maple Leafs collecting 6 points (3 goals, 3 assists). Ranked 1st among team defencemen in playoff goals, assists and points. Collected 1st Maple Leafs playoff point (assist) in GM #1 of ECQF May 1 at BOS. Scored 1st Maple Leafs playoff goal (Tuukka Rask) and posted (+3) rating in GM #4 May 8 vs. BOS. **2011-12:** Played 57 games for the Maple Leafs collecting 21 points (5 goals, 16 assists) with 22 penalty minutes. Made Maple Leafs debut and collected an assist Oct. 15 vs. CGY. Scored 1st Maple Leafs goal and added an assist Nov. 19 vs. WSH (Michal Neuvirth). Registered a season-high 4-game point streak (Dec. 5 - 13) with 4 points (2 goals, 2 assists). Left game due to eye injury Mar. 7 at PIT. Scored a goal Mar. 24 vs. NYR. Healthy scratch 25 times, most recently Mar. 31 vs. BUF.

CHILDHOOD HOCKEY IDOL:
WENDEL CLARK

FAVOURITE NHL TEAM
GROWING UP: TORONTO

FAVOURITE RESTAURANT:
SOTTO SOTTO

FAVOURITE SECONDARY
SPORT: GOLF



CODY FRANSON

2010-11: Played 80 games for Nashville collecting 29 points (8 goals, 21 assists) with 30 penalty minutes. Ranked 3rd among Nashville defencemen in points and 2nd in both plus/minus (+10) and goals. Played 100th career NHL game Jan. 8 at San Jose. Played 12 playoff games for Nashville collecting 6 points (1 goal, 5 assists). Ranked 4th on team, and 14th among NHL defencemen in playoff points. Tied the Nashville franchise record for playoff assists and points by a defenceman. Set a Nashville franchise record for assists by a defenceman in a playoff series (4) in WCQF vs. Anaheim. Scored 1st career NHL playoff goal in GM #4 of WCSF May 5 vs. VAN (Roberto Luongo). **2009-10:** Played 61 games for Nashville collecting 21 points (6 goals, 15 assists) with 16 penalty minutes. Became 2nd rookie defenceman in Nashville franchise history to reach 20-point mark, joining Dan Hamhuis (6 goals, 15 assists). Ranked 3rd among NHL rookie defencemen in goals and for 4th (tie) in points. Ranked 1st among NHL rookie defencemen in GWG (3). Ranked 1st among NHL rookies and 2nd on the team in plus/minus (+15). Collected 1st career NHL point (assist) Oct. 21 at BOS. Scored 1st career NHL goal Oct. 22 at OTT (Pascal Leclaire). Missed 7 games due to injury. Began season playing for Milwaukee (AHL). Played 6 games for Milwaukee collecting 7 points (2 goals, 5 assists) with 4 penalty minutes during 3 stints with Milwaukee. Played 4 playoff games for Nashville collecting 1 assist with 2 penalty minutes. Made NHL playoff debut and collected 1st NHL playoff point (assist) in GM #1 of WCQF Apr. 16 vs. CHI. **2008-09:** Played 76 games for Milwaukee (AHL) collecting 52 points (11 goals, 41 assists) with 47 penalty minutes. Named a Second Team AHL All-Star. Ranked 3rd among AHL defencemen in points, 6th in assists, and 7th (tie) in goals. Ranked 3rd on Milwaukee in assists and points. Ranked 4th (tie) among AHL defencemen in GWG (3). Played for Canadian AHL All-Stars at 2009 AHL All-Star Game

and collected an assist Jan. 26. Played 11 playoff games for Milwaukee collecting 8 points (3 goals, 5 assists) with 8 penalty minutes. Ranked 2nd on team in playoff plus/minus (+9) and 2nd (tie) in points. **2007-08:** Played 76 games for Milwaukee collecting 36 points (11 goals, 25 assists) with 40 penalty minutes. Named to the AHL All-Rookie Team. Ranked 1st among AHL rookie defencemen in goals and PPG (8), and ranked 2nd in assists and points. Played 6 playoff games for Milwaukee collecting 2 assists and 2 penalty minutes. **2006-07:** Played 59 games for Vancouver (WHL) collecting 51 points (17 goals, 34 assists) with 88 penalty minutes. Ranked 6th (tie) among WHL defencemen in points. Played 19 playoff games for Vancouver (WHL) collecting 7 points (3 goals, 4 assists) with 10 penalty minutes. Played 5 games for Vancouver (WHL) at Memorial Cup collecting 2 points (1 goal, 1 assist). Named to WHL West First All-Star Team. Won Memorial Cup with Vancouver (WHL) and named to tournament's all-star team. Played 6 games for Canada at IIHF World Junior Championship collecting 2 assists with 4 penalty minutes. Won gold medal with Canada. **2005-06:** Played 71 games for Vancouver (WHL) collecting 55 points (15 goals, 40 assists) with 61 penalty minutes. Ranked 3rd (tie) among WHL defencemen in points. Played 18 playoff games for Vancouver (WHL) collecting 20 points (5 goals, 15 assists) with 12 penalty minutes. Ranked 1st among WHL defencemen in playoff points. Won WHL Championship with Vancouver (WHL). Named to WHL West Second All-Star Team. Played 5 games for Vancouver (WHL) at Memorial Cup collecting 5 points (3 goals, 2 assists). Ranked 1st among defencemen in Memorial Cup points. **2004-05:** Played 64 games for Vancouver (WHL) collecting 13 points (2 goals, 11 assists) with 44 penalty minutes. Played 4 playoff games collecting 1 assist. Named team's Most Improved Player.

AMATEUR AND PRO RECORD				REGULAR SEASON										PLAYOFFS					
SEASON	CLUB	LEAGUE	GP	G	A	PTS	+/-	PIM	PP	SH	GW	S	S%	GP	G	A	PTS	PIM	
2002-03	VANCOUVER	WHL	3	0	0	0	0	0	0	0	--	--	--	--	--	--	--	--	--
	SICAMOUS	BCAHA	65	44	82	126	--	42	--	--	--	--	--	--	--	--	--	--	--
2003-04	VANCOUVER	WHL	2	0	0	0	0	0	0	0	--	--	--	--	--	--	--	--	--
	TRAIL	BCHL	2	0	1	1	--	1	--	--	--	--	--	--	--	--	--	--	--
	BEAVER VALLEY	KJHL	48	10	22	32	--	70	--	--	--	--	--	--	--	--	--	--	--
2004-05	VANCOUVER	WHL	64	2	11	13	-10	44	0	0	--	--	--	4	0	1	1	0	
2005-06	VANCOUVER	WHL	71	15	40	55	18	61	9	2	--	--	--	18	5	15	20	12	
	MEMORIAL CUP		5	3	2	5	--	8	--	--	--	--	--	--	--	--	--	--	--
2006-07	VANCOUVER	WHL	59	17	34	51	7	86	12	0	--	--	--	19	3	4	7	10	
	MEMORIAL CUP		5	1	1	2	--	0	--	--	--	--	--	--	--	--	--	--	--
	CANADA	WJC	6	0	2	2	--	4	--	--	--	--	--	--	--	--	--	--	--
2007-08	MILWAUKEE	AHL	76	11	25	36	-11	40	8	0	2	164	6.7	6	0	2	2	2	
2008-09	MILWAUKEE	AHL	76	11	41	52	-1	47	6	0	3	147	7.5	11	3	5	8	8	
2009-10	NASHVILLE	NHL	61	6	15	21	15	16	1	0	3	90	6.7	4	0	1	1	2	
	MILWAUKEE	AHL	6	2	5	7	0	4	2	0	0	14	14.3	--	--	--	--	--	
2010-11	NASHVILLE	NHL	80	8	21	29	10	30	2	0	2	156	5.1	12	1	5	6	0	
2011-12	TORONTO	NHL	57	5	16	21	-1	22	2	0	0	65	7.7	--	--	--	--	--	
2012-13	TORONTO	NHL	45	4	25	29	4	8	3	0	0	70	5.7	7	3	3	6	0	
	BRYNAS	SEL	26	3	4	7	--	10	--	--	--	--	--	--	--	--	--	--	
2013-14	TORONTO	NHL	79	5	28	33	-20	30	1	0	0	115	4.3	--	--	--	--	--	
	NHL TOTALS		322	28	105	133	8	106	9	0	5	496	5.6	23	4	9	13	2	
	LEAFS TOTALS		181	14	69	83	-17	60	6	0	0	250	5.6	7	3	3	6	2	

NHL FIRSTS

Game: Oct. 17, 2009 (NSH) at WSH
 Point: Oct. 21, 2009 (NSH) at BOS (assist)
 Goal: Oct. 22, 2009 (NSH) at OTT (Pascal Leclaire)

NHL SINGLE GAME MILESTONES

HAT TRICKS None
 MOST GOALS 1(28) - Last: Mar. 29, 2014 (TOR) vs. DET
 MOST ASSISTS 2(15) - Last: Apr. 3, 2014 (TOR) vs. BOS
 MOST POINTS 2(19) - Last: Apr. 3, 2014 (TOR) vs. BOS(2A)
 *number of times occurred in parenthesis (.)

LONGEST NHL STREAKS

POINTS 4 - Last: Feb. 27 - Mar. 6, 2013 (TOR) (4A)
 GOALS 2 - Last: Feb. 12 - 15, 2011 (NSH) (2G)
 ASSISTS 4 - Last: Feb. 27 - Mar. 6, 2013 (TOR) (4A)

REGULAR SEASON OT GOALS

1. Mar. 20, 2010 (NSH) vs. Columbus (Mason)

REGULAR SEASON PENALTY SHOTS

None

LEAFS FIRSTS

Game: Oct. 15, 2011 vs. CGY
 Point: Oct. 15, 2011 vs. CGY (assist)
 Goal: Nov. 19, 2011 vs. WSH (Michal Neuvirth)

LEAFS SINGLE GAME MILESTONES

None
 1(14) - Last: Mar. 29, 2014 vs. DET
 2(10) - Last: Apr. 3, 2014 vs. BOS
 2(13) - Last: Apr. 3, 2014 vs. BOS (2A)

LONGEST LEAFS STREAKS

4 - Last: Feb. 27 - Mar. 6, 2013 (4A)
 1 - Last: Mar. 29, 2014 (1G)
 4 - Last: Feb. 27 - Mar. 6, 2013 (4A)

REGULAR SEASON SHOOTOUT ATTEMPTS

2009-10: Did not score in 1 attempt
 2010-11: Scored 1 goal in 3 attempts
 2011-12: None
 2012-13: Did not score in 1 attempt
 2013-14: None
 CAREER: Scored 1 goal in 5 attempts





BORN: EDMONTON, ALBERTA,
 CANADA
DATE: JANUARY 3, 1988
HEIGHT: 6'
WEIGHT: 200 LBS.
SHOOTS: RIGHT
POSITION: RIGHT WING

BECAME A LEAF: Acquired from Columbus by Jerry D'Amigo and a conditional seventh round draft pick in 2015 Entry Draft, July 1, 2014.

TRANSACTIONS: Toronto's second choice, 99th overall, in 2007 Entry Draft. Traded to Los Angeles by Toronto with Ben Scrivens and Toronto's second round pick in 2015 Entry Draft for Jonathan Bernier, June 23, 2013. Traded to Columbus with a second round pick in 2014 Entry Draft and a conditional 3rd round pick for Marian Gaborik.

2013-14 SEASON: Split season between Los Angeles and Columbus. Played 40 games for Los Angeles collecting 6 points (2 goals, 4 assists) with 11 penalty minutes. Played 4 games for Columbus collecting 1 assist. Collected an assist in each of 1st two games with Los Angeles Oct. 3 at MIN & Oct. 4 at WPG. Scored 1st goal for Los Angeles Oct. 24 vs. PHX. Played 100th career NHL game Nov. 14 at NY Islanders. Collected 1st point with Columbus (assist) Apr. 6 vs. NYI.


CAREER: 2012-13: Played 25 games for the Maple Leafs collecting 13 points (7 goals, 6 assists) with 4 penalty minutes. Played 21 games for the Toronto Marlies (AHL) collecting 17 points (9 goals, 8 assists) with 14 penalty minutes. Named to 2013 Dunkin' Donuts AHL All-Star Classic Western Conference roster Jan. 13 (DNP). Recalled from the

Vs. NHL	GP	G	A	P	PIM
Anaheim	4	0	0	0	0
Arizona	3	1	0	1	0
Boston	9	1	1	2	2
Buffalo	8	4	1	5	14
Calgary	2	0	0	0	2
Carolina	7	1	0	1	4
Chicago	4	0	0	0	0
Colorado	1	0	0	0	0
Columbus	2	0	0	0	0
Dallas	2	0	0	0	2
Detroit	2	0	0	0	0
Edmonton	2	0	0	0	0
Florida	7	0	1	1	0
Los Angeles	1	1	0	1	0
Minnesota	2	0	1	1	0
Montréal	7	1	1	2	0
Nashville	3	0	0	0	4
New Jersey	4	1	0	1	0
NY Islanders	6	1	3	4	2
NY Rangers	5	0	1	1	4
Ottawa	6	0	0	0	2
Philadelphia	5	1	2	3	0
Pittsburgh	4	0	1	1	2
San Jose	2	0	0	0	0
St. Louis	4	0	0	0	2
Tampa Bay	8	2	5	7	0
Toronto	0	0	0	0	0
Vancouver	3	0	0	0	0
Washington	6	2	0	2	0
Winnipeg	7	1	1	2	0
NHL TOTALS:	126	17	18	35	40

Marlies Jan. 24. Ranked 1st (tie) on Maple Leafs in OT (1), and 2nd (tie) in GWG (3). Established career highs for plus/minus (+6) and GWG (3). Collected a career-high 3 points (1 goal, 2 assists) Jan. 24 vs. NYI. Scored 2 goals, including GWG in OT, and named 1st star Jan. 29 at BUF. Missed 12 games (Feb. 14 – Mar. 7) due to knee injury. Registered 7 hits Mar. 16 vs. WPG. Healthy scratch 8 times this season, most recently Apr. 27 at MTL. Shootout Stats: 0-for-1. Played 6 playoff games for the Maple Leafs collecting 2 assists. Made NHL playoff debut and collected an assist in GM #2 of ECQF May 4 at BOS. **2011-12:** Played 56 games for the Maple Leafs collecting 15 points (8 goals, 7 assists) with 25 penalty minutes. Played 23 games for the Toronto Marlies (AHL) collecting 18 points (14 goals, 4 assists) with 20 penalty minutes. Scored a shootout goal in 1st attempt Oct. 19 vs. WPG. Collected 1st NHL point (assist) Oct. 24 at PHI. Assigned to the Marlies Nov. 1. Recalled from the Marlies Nov. 8. Scored 1st NHL goal Nov. 19 vs. WSH (Tomas Vokoun). Registered 1st multi-point game (2 assists) Nov. 22 at TBL. Assigned to the Marlies Jan. 6. Recalled from the Marlies Feb. 25. Missed 2 games (Mar. 23 & 24) due to lower-body injury. Collected a goal, an assist and a fighting major (Gordie Howe hat trick) in 1st period Apr. 3 vs. BUF. Assigned to the Marlies Apr. 7. Played 13 playoff games for the Marlies collecting 13 points (10 goals, 3 assists) with 6 penalty minutes. Ranked 1st on team in playoff goals and GWG (3). Ranked 2nd in playoff points. Missed final 4 playoff games due to injury. **2010-11:** Played 1 game for the Maple Leafs. Played 44 games for

IF YOU WEREN'T A HOCKEY PLAYER, WHAT WOULD YOU BE? A FIREFIGHTER
FAVOURITE MOVIE: DUMB AND DUMBER

FAVOURITE ROAD CITY: NEW YORK
FAVOURITE SECONDARY SPORT: GOLF



MATT FRATTIN

the University of North Dakota (WCHA) collecting 60 points (36 goals, 24 assists) with 42 penalty minutes. Made NHL debut with Maple Leafs and recorded 5 shots Apr. 9 vs. MTL. Named a top three finalist for the 2011 Hobey Baker Award, which is an annual award given to the top National Collegiate Athletic Association (NCAA) men's hockey player. Led all NCAA with 36 goals. Ranked 1st on North Dakota in points, GWG (6), PPG (10), SHG (3) and ENG (2). Named to NCAA West First All-American Team. Named the WCHA Player of the Year and a WCHA First Team All-Star. Led North Dakota to the WCHA regular season and playoff titles, and a berth into the NCAA Frozen Four championship. **2009-10:** Played 24 games for University of North Dakota collecting 19 points (11 goals, 8 assists) with 21 penalty minutes. Ranked 5th (tie) on the

team in goals despite only playing in 24 games **2008-09:** Played 42 games for University of North Dakota collecting 25 points (13 goals, 12 assists) with 48 penalty minutes. Tied for 4th on team in both goals and PPG (5). Named WCHA Offensive Player of the Week Nov. 28 registering first career hat-trick and 4-point game against Cornell. Named to All-WCHA Academic Team. **2007-08:** Played 43 games for University of North Dakota collecting 15 points (4 goals, 11 assists) with 18 penalty minutes. Only Sioux freshman to play in all 43 games during the season. Led all North Dakota rookies in points and assists. Ranked 10th amongst WCHA freshman in scoring. Ranked 6th on team and led all freshman with (+1) rating. Scored a goal and an assist in collegiate debut in season opener against Michigan State Oct. 13.

AMATEUR AND PRO RECORD		REGULAR SEASON											PLAYOFFS					
SEASON	CLUB	LEAGUE	GP	G	A	PTS	+/-	PIM	PP	SH	GW	S	5%	GP	G	A	PTS	PIM
2005-06	FORT SASKATCHEWAN	AJHL	3	2	0	2	--	0	--	--	--	--	--	--	--	--	--	--
2006-07	FORT SASKATCHEWAN	AJHL	58	49	34	83	--	75	--	--	--	--	--	15	5	6	11	10
2007-08	U. OF NORTH DAKOTA	WCHA	43	4	11	15	--	18	--	--	--	--	--	--	--	--	--	--
2008-09	U. OF NORTH DAKOTA	WCHA	42	13	12	25	--	48	--	--	--	--	--	--	--	--	--	--
2009-10	U. OF NORTH DAKOTA	WCHA	24	11	8	19	--	21	--	--	--	--	--	--	--	--	--	--
2010-11	TORONTO	NHL	1	0	0	0	-1	0	0	0	0	5	0.0	--	--	--	--	--
	U. OF NORTH DAKOTA	WCHA	44	36	24	60	--	42	--	--	--	--	--	--	--	--	--	--
2011-12	TORONTO	NHL	56	8	7	15	-4	25	0	0	2	92	8.7	--	--	--	--	--
	TORONTO	AHL	23	14	4	18	-2	20	3	0	3	68	20.6	13	10	3	13	6
2012-13	TORONTO	NHL	25	7	6	13	6	4	0	0	3	42	16.7	6	0	2	2	0
	TORONTO	AHL	21	9	8	17	7	14	2	0	1	62	14.5	--	--	--	--	--
2013-14	LOS ANGELES	NHL	40	2	4	6	-6	11	1	0	0	60	3.3	--	--	--	--	--
	COLUMBUS	NHL	4	0	1	1	2	0	0	0	1	0.0	--	--	--	--	--	--
	NHL TOTALS		126	17	18	35	-3	40	1	0	5	200	8.5	6	0	2	2	0
	LEAFS TOTALS		82	15	13	28	1	29	0	0	5	139	10.8	6	0	2	2	0

NHL FIRSTS

Game: Apr. 9, 2011 (TOR) vs. MTL
 Point: Oct. 24, 2011 (TOR) at PHI (assist)
 Goal: Nov. 19, 2011 (TOR) vs. WSH (Tomas Vokoun)

NHL SINGLE GAME MILESTONES

HAT TRICKS None
MOST GOALS 2(1) - Last: Jan. 29, 2013 (TOR) at BUF
MOST ASSISTS 2(2) - Last: Jan. 24, 2013 (TOR) vs. NYI
MOST POINTS 3 - Last: Jan. 24, 2013 (TOR) vs. NYI (IG,2A)
 *number of times occurred in parenthesis ().

LONGEST NHL STREAKS

POINTS 2 - Last: Oct. 3 - 4, 2013 (LAK) (2A)
GOALS 2 - Last: Jan. 29 - 31, 2013 (TOR) (3G)
ASSISTS 2 - Last: Oct. 3 - 4, 2013 (LAK) (2A)

REGULAR SEASON OT GOALS

I. Jan. 29, 2013 at Buffalo (Miller)

REGULAR SEASON PENALTY SHOTS

None

LEAFS SINGLE GAME MILESTONES

None
 2(1) - Last: Jan. 29, 2013 at BUF
 2(2) - Last: Jan. 24, 2013 vs. NYI
 3 - Last: Jan. 24, 2013 vs. NYI (IG,2A)

LONGEST LEAFS STREAKS

2 - Last: Mar. 9 - Feb. 11, 2013 (IG,2A)
 2 - Last: Jan. 29 - 31, 2013 (3G)
 1 - Last: Feb. 11 - Mar. 9, 2013 (2A)

REGULAR SEASON SHOOTOUT ATTEMPTS

2011-12: Scored 1 goal in 2 attempts
 2012-13: Did not score in 1 attempt
 2013-14: Did not score in 1 attempt
CAREER: Scored 1 goal in 4 attempts

PAGE 61



BORN: MINNETONKA, MINNESOTA,
 UNITED STATES

DATE: JULY 4, 1990

HEIGHT: 6' 2"

WEIGHT: 202 LBS.

SHOOTS: LEFT

POSITION: DEFENCE

BECAME A LEAF: Acquired from Anaheim with Joffrey Lupul and a fourth-round pick (later obtained by San Jose - Fredrik Bergqvist) in 2013 Entry Draft for Francois Beauchemin, February 9, 2011.

TRANSACTIONS: Originally Anaheim's first choice, 17th overall, in 2008 Entry Draft.

2013-14 SEASON: Played 80 games for the Maple Leafs collecting 31 points (10 goals, 21 assists) with 19 penalty minutes. Ranked 1st on Maple Leafs in SHG (1-tie) and 2nd in TOI/game (21:04). Established single-season career-highs for games played, goals, points, penalty minutes, PPG (2), SHG, GWG (1) and shots (136). Collected an assist and a (+3) rating Oct. 12 vs. EDM. Played 100th career NHL game Oct. 29 at EDM. Registered a season-high TOI (26:10) Dec. 11 vs. LAK. Registered a 4-game point streak (Dec. 5 - 11) with 4 points (1 goal, 3 assists). Collected 2 points (1 goal, 1 assist) and named 3rd star Jan. 20 at PHX. Scored GWG Jan. 21 at COL. Scored 2 goals, including SHG, Mar. 11 at SJS. Scored a goal and named 3rd star Mar. 19 vs. TBL. Collected 2 assists Mar. 25 vs. STL. Registered a 4-game assist streak (Mar. 23 - 29) with 6 assists. Ranked 1st (tie) on Maple Leafs for points in month of March with 11 points (6 goal, 5 assists) in 15 games played. Collected 2 assists Apr. 10 at FLA. Healthy scratch 2 times this season, most recently Jan. 9 at CAR. Played 8 games for Team USA at IIHF World Championship collecting 4 points (1 goal, 3 assists).

Vs. NHL	GP	G	A	P	PTM
Anaheim	3	0	0	0	0
Arizona	3	1	1	2	0
Boston	12	1	6	7	2
Buffalo	9	2	4	6	0
Calgary	3	0	1	1	0
Carolina	6	0	0	0	0
Chicago	3	0	1	1	0
Colorado	2	1	0	1	2
Columbus	4	0	1	1	2
Dallas	3	0	1	1	2
Detroit	4	1	2	3	0
Edmonton	4	2	1	3	2
Florida	9	0	2	2	5
Los Angeles	3	0	1	1	0
Minnesota	3	0	1	1	2
Montréal	12	0	1	1	2
Nashville	3	0	1	1	0
New Jersey	9	0	3	3	0
NY Islanders	9	1	7	8	2
NY Rangers	6	0	1	1	0
Ottawa	10	1	3	4	0
Philadelphia	7	1	1	2	2
Pittsburgh	7	0	2	2	2
San Jose	3	3	0	3	0
St. Louis	3	0	2	2	0
Tampa Bay	9	3	4	7	8
Toronto	0	0	0	0	0
Vancouver	4	0	0	0	0
Washington	8	0	1	1	4
Winnipeg	6	0	0	0	0
NHL TOTALS:	167	17	48	65	37

CAREER: 2012-13: Played 12 games for the Maple Leafs collecting 4 assists. Played 43 games for the Toronto Marlies (AHL) collecting 31 points (10 goals, 21 assists) with 12 penalty minutes. Missed 1st 2 games (Jan. 19, 21) due to head/neck injury. Assigned to the Marlies Jan. 25. Recalled from the Marlies Jan. 27. Assigned to the Marlies Jan. 30. Recalled from the Marlies Mar. 20. Collected 1st point of season (assist) Mar. 21 at BUF. Collected 2 assists Apr. 18 vs. NYI. Healthy scratch 10 times this season, most recently Apr. 27 vs. MTL. Played 6 playoff games for the Maple Leafs collecting 5 points (1 goal, 4 assists). Made NHL playoff debut and collected an assist if GM #2 of ECQF May 4 at BOS. Scored 1st career NHL playoff goal in GM #3 May 6 vs. BOS (Tuukka Rask). Collected 2 assists in GM #4 May 8 vs. BOS. **2011-12:** Played 75 games for the Maple Leafs collecting 30 points (7 goals, 23 assists) with 18 penalty minutes. Played 4 games for the Toronto Marlies (AHL) collecting 2 assists with 2 penalty minutes. Named to NHL All-Rookie Team. Ranked 1st among rookie NHL defencemen in assists and points. Ranked 3rd among NHL rookies in TOI/game (21:35). Registered over 20 minutes of ice-time in 56 games this season. Made NHL debut Oct. 6 vs. MTL. Collected 1st NHL point (assist) and (+2) rating Oct. 20 at BOS. Registered 1st multi-point game (2 assists) Nov. 22 at TBL. Registered a career-high TOI (28:34) Nov. 25 at DAL. Assigned to the Marlies Jan. 15. Recalled from the Marlies Jan. 16. Scored 1st NHL goal and added an assist Jan. 24 at NYI (AI Montoya). Scored a goal and a

CHILDHOOD HOCKEY IDOL:


JOE SAKIC

FAVOURITE TV SHOW:

GAME OF THRONES

IF YOU WEREN'T A HOCKEY PLAYER, WHAT WOULD YOU BE? PROFESSIONAL GOLFER**FAVOURITE BOARD GAME:**

MONOPOLY



JAKE GARDINER

(+3) rating Feb. 6 vs. EDM. Collected 2 points (1 goal, 1 assist) and a (+3) rating Apr. 5 vs. TBL. Assigned to the Marlies Apr. 7. Healthy scratch 7 times, most recently Jan. 14 vs. NYR. Played 17 playoff games for the Marlies collecting 11 points (2 goals, 9 assists) with 10 penalty minutes. Ranked 1st among Marlies defencemen in playoff goals, assists and points. **2010-11:** Played 10 games for the Marlies collecting 3 assists and 4 penalty minutes. Played 41 games for the University of Wisconsin (WCHA) collecting 40 points (10 goals, 30 assists) with 30 penalty minutes. Ranked 1st (tie) on Wisconsin in assists and 3rd in points. Named to NCAA West Second All-American Team. Named to WCHA Second All-

Star Team. Joined the Marlies after season with Wisconsin was complete. Made AHL/professional debut on Mar. 18 at Syracuse. Collected 1st career AHL point (assist) Mar. 23 at Grand Rapids. **2009-10:** Played 41 games for Wisconsin collecting 13 points (6 goals, 7 assists) with 20 penalty minutes. Played 7 games for Team USA at IIHF World Junior Hockey Championship collecting 3 assists and a (+9) rating. Won gold medal with Team USA. **2008-09:** Played 39 games with Wisconsin collecting 21 points (3 goals, 18 assists) with 18 penalty minutes. Ranked 3rd (tie) on the team in assists and 9th in points. Named to WCHA All-Rookie Team.

AMATEUR AND PRO RECORD		REGULAR SEASON											PLAYOFFS					
SEASON	CLUB	LEAGUE	GP	G	A	PTS	+/-	PIM	PP	SH	GW	S	5%	GP	G	A	PTS	PIM
2008-09	U. OF WISCONSIN	WCHA	39	3	18	21	--	18	--	--	--	--	--	--	--	--	--	--
2009-10	U. OF WISCONSIN	WCHA	41	6	7	13	--	20	--	--	--	--	--	--	--	--	--	--
	UNITED STATES	WC	7	0	3	3	--	4	--	--	--	--	--	--	--	--	--	--
2010-11	TORONTO	AHL	10	0	3	3	4	4	0	0	0	13	0.0	--	--	--	--	--
	U. OF WISCONSIN	WCHA	41	10	30	40	--	30	6	0	0	--	--	--	--	--	--	--
2011-12	TORONTO	NHL	75	7	23	30	-2	18	1	0	0	79	8.9	--	--	--	--	--
	TORONTO	AHL	4	0	2	2	0	2	0	0	0	7	0.0	17	2	9	11	10
2012-13	TORONTO	NHL	12	0	4	4	0	0	0	0	0	12	0.0	6	1	4	5	0
	TORONTO	AHL	43	10	21	31	1	12	6	0	2	113	8.8	--	--	--	--	--
2013-14	TORONTO	NHL	80	10	21	31	-3	19	2	1	1	136	7.4	--	--	--	--	--
	UNITED STATES	WC	8	1	3	4	--	0	--	--	--	--	--	--	--	--	--	--
	NHL TOTALS		167	17	48	65	-5	37	3	1	1	227	7.5	6	1	4	5	0

NHL FIRSTS

Game: Oct. 6, 2011 vs. MTL
 Point: Oct. 20, 2011 at BOS (assist)
 Goal: Jan. 24, 2014 at NYI (Al Montoya)

NHL SINGLE GAME MILESTONES

HAT TRICKS None
 MOST GOALS 2 - Last: Mar. 11, 2014 at SJS
 MOST ASSISTS 2(6) - Last: Apr. 10, 2014 at FLA
 MOST POINTS 2(10) - Last: Apr. 10, 2014 at FLA (2A)

*number of times occurred in parenthesis ().

LONGEST NHL STREAKS

POINTS 4 - Last: Mar. 23 - 29, 2014 (6A)
 GOALS 2 - Last: Mar. 18 - 19, 2014 (2G)
 ASSISTS 4 - Last: Mar. 23 - 29, 2014 (6A)

REGULAR SEASON OT GOALS

None

REGULAR SEASON PENALTY SHOTS

None

LEAFS SINGLE GAME MILESTONES

See NHL Single Game Milestones
 See NHL Single Game Milestones
 See NHL Single Game Milestones
 See NHL Single Game Milestones

LONGEST LEAFS STREAKS

See Longest NHL Streaks
 See Longest NHL Streaks
 See Longest NHL Streaks

REGULAR SEASON SHOOTOUT ATTEMPTS


None



BORN: GALLIVARE,
 SWEEDEN
DATE: AUGUST 27, 1992
HEIGHT: 6' 3"
WEIGHT: 210 LBS.
SHOOTS: RIGHT
POSITION: DEFENCE

BECAME A LEAF: Toronto's fourth choice, 116th overall, in 2010 Entry Draft.

TRANSACTIONS: None.

 **2013-14 SEASON:** Played 1 game for the Maple Leafs while going scoreless. Played 73 games for the Toronto Marlies (AHL) collecting 7 points (2 goals, 5 assists) with 28 penalty minutes. Recalled from the Marlies Apr. 12. Made NHL debut Apr. 12 vs. OTT. Assigned to the Marlies Apr. 13. Ranked 1st on Marlies in plus/minus (+19). Scored 1st AHL goal Nov. 9 at Abbotsford. Played 14 playoff games for the Marlies collecting 2 points with 8 penalty minutes. Collected 1st AHL playoff point (assist) Apr. 25 at Milwaukee.

 **CAREER:** **2012-13:** Played 13 games for Skelleftea (SEL) collecting 4 penalty minutes. Played 13 playoff games for Skelleftea collecting 2 assists with 10 penalty minutes. Won Swedish Elite League championship with Skelleftea. Played 3 games for Skelleftea Jr. (SWE-JR) collecting 1 assist with 2 penalty minutes. Played 10 games for Sweden at IIHF World Championship collecting 1 assist with 2 penalty minutes. Won gold medal with Sweden. **2011-12:** Played 38 games for Skelleftea collecting 4 points (1 goal, 3 assists) with 10 penalty minutes.

Vs. NHL	GP	G	A	P	PTM
Anaheim	0	0	0	0	0
Arizona	0	0	0	0	0
Boston	0	0	0	0	0
Buffalo	0	0	0	0	0
Calgary	0	0	0	0	0
Carolina	0	0	0	0	0
Chicago	0	0	0	0	0
Colorado	0	0	0	0	0
Columbus	0	0	0	0	0
Dallas	0	0	0	0	0
Detroit	0	0	0	0	0
Edmonton	0	0	0	0	0
Florida	0	0	0	0	0
Los Angeles	0	0	0	0	0
Minnesota	0	0	0	0	0
Montréal	0	0	0	0	0
Nashville	0	0	0	0	0
New Jersey	0	0	0	0	0
NY Islanders	0	0	0	0	0
NY Rangers	0	0	0	0	0
Ottawa	1	0	0	0	0
Philadelphia	0	0	0	0	0
Pittsburgh	0	0	0	0	0
San Jose	0	0	0	0	0
St. Louis	0	0	0	0	0
Tampa Bay	0	0	0	0	0
Toronto	0	0	0	0	0
Vancouver	0	0	0	0	0
Washington	0	0	0	0	0
Winnipeg	0	0	0	0	0
NHL TOTALS:	1	0	0	0	0

Played 19 playoff games for Skelleftea collecting 2 points (1 goal, 1 assist) with 12 penalty minutes. Played 3 games for Sundsvall (SWE-2) collecting 6 penalty minutes. Played 5 games for Skelleftea Jr. collecting 6 points (2 goals, 4 assists) with 6 penalty minutes. Played 5 games for Sweden at IIHF World Junior Championship collecting 1 assist with 4 penalty minutes. **2010-11:** Played 23 games for Skelleftea collecting 1 assist with 6 penalty minutes. Played 11 playoff games for Skelleftea collecting 1 assist with 2 penalty minutes. Played 1 game for Pitea (SWE-3). Played 34 games for Skelleftea Jr. collecting 8 points (2 goals, 6 assists) with 16 penalty minutes. Played 5 playoff games for Skelleftea Jr. collecting 1 assist. **2009-10:** Played 1 game for Skelleftea. Played 40 games for Skelleftea Jr. collecting 9 points (2 goals, 7 assists) with 39 penalty minutes. Played 4 playoff games for Skelleftea scoring 1 goal and 4 penalty minutes. **2008-09:** Played 4 games for Skelleftea Jr. Played 2 playoff games for Skelleftea Jr. collecting 6 penalty minutes.

CHILDHOOD HOCKEY IDOL:

BORJE SALMING

FAVOURITE MOVIE:

GLADIATOR

FAVOURITE NHL TEAM

GROWING UP: TORONTO

IF YOU WEREN'T A HOCKEY

PLAYER, WHAT WOULD

YOU BE? TENNIS PLAYER




AMATEUR AND PRO RECORD			REGULAR SEASON													PLAYOFFS				
SEASON	CLUB	LEAGUE	GP	G	A	PTS	+/-	PIM	PP	SH	GW	S	5%	GP	G	A	PTS	PIM		
2008-09	SKELLEFTEA	SWE-JR.	4	0	0	0	---	0	---	---	---	---	---	---	2	0	0	0	6	
	SKELLEFTEA	SWE	1	0	0	0	---	0	---	---	---	---	---	---	---	---	---	---	---	
2009-10	SKELLEFTEA JR.	SWE-JR.	40	2	7	9	---	39	---	---	---	---	---	---	4	1	0	1	4	
	SWEDEN	WJC-UI8	6	0	1	1	---	2	---	---	---	---	---	---	---	---	---	---	---	
2010-11	SKELLEFTEA	SWE	23	0	1	1	---	6	---	---	---	---	---	11	0	1	1	2		
	PITEA	SWE-3	1	0	0	0	---	0	---	---	---	---	---	---	---	---	---	---	---	
2011-12	SKELLEFTEA JR.	SWE-JR.	34	2	6	8	---	16	---	---	---	---	---	5	0	1	1	0		
	SKELLEFTEA	SWE	38	1	3	4	---	10	---	---	---	---	---	19	1	1	2	12		
2012-13	SUNDSVALL	SWE-2	3	0	0	0	---	6	---	---	---	---	---	---	---	---	---	---	---	
	SKELLEFTEA JR.	SWE-JR.	5	2	4	6	---	6	---	---	---	---	---	---	---	---	---	---	---	
	SWEDEN	WJC	5	0	1	1	---	4	0	0	0	---	---	---	---	---	---	---	---	
	SKELLEFTEA	SWE	13	0	0	0	---	4	---	---	---	---	---	13	0	2	2	10		
2013-14	SKELLEFTEA JR.	SWE-JR.	3	0	1	1	---	2	---	---	---	---	---	---	---	---	---	---	---	
	SWEDEN	WC	10	0	1	1	---	2	0	0	0	---	---	---	---	---	---	---	---	
	TORONTO	NHL	1	0	0	0	0	0	0	0	0	0	0.0	---	---	---	---	---	---	
	TORONTO	AHL	73	2	5	7	19	28	0	0	0	38	5.3	14	0	2	2	8		
	NHL TOTALS		1	0	0	0	0	0	0	0	0	0.0	---	---	---	---	---	---		

NHL FIRSTS

Game: Apr. 12, 2014 at OTT



BORN: TORONTO, ONTARIO,
 CANADA
DATE: JANUARY 14, 1991
HEIGHT: 6' 2"
WEIGHT: 197 LBS.
SHOOTS: LEFT
POSITION: CENTRE

BECAME A LEAF: Acquired from Anaheim with Brad Staubitz for Jesse Blacker, Toronto's second round pick and Anaheim's seventh round pick (previously acquired) in 2014 Entry Draft, November 16, 2013.

TRANSACTIONS: Originally Anaheim's first choice, 15th overall, in 2009 Entry Draft.

2013-14 SEASON: Played 39 games for the Maple Leafs collecting 10 points (5 goals, 5 assists) with 16 penalty minutes. Played 14 games for the Toronto Marlies (AHL) collecting 10 points (5 goals, 5 assists) with 10 penalty minutes. Played 4 games for Anaheim collecting 1 goal and 2 penalty minutes. Played 10 games for Norfolk (AHL) collecting 9 points (5 goals, 4 assists) with 22 penalty minutes. Acquired by Toronto from Anaheim Nov. 16. Made Maple Leafs debut Nov. 16 vs. BUF. Scored 1st Maple Leafs goal and point Nov. 21 vs. NSH (Marek Mazanec). Registered 1st NHL multi-point game (1G,1A) and named 3rd star Dec. 8 vs. BOS. Registered a career-high in goals (2), points (3) and named 1st star Dec. 14 vs. CHI. Assigned to the Marlies Jan. 8. Recalled from the Marlies Jan. 13. Missed 4 games (Feb. 1-8) due to foot injury. Assigned to the Marlies Feb. 22. Recalled from the Marlies Mar. 1. Assigned to the Marlies Mar. 2. Recalled from the Marlies Mar. 5. Missed game Mar. 13 at LAK due to flu. Assigned to the Marlies Mar. 22. Recalled from the Marlies Apr. 12. Assigned to the

Vs. NHL	GP	G	A	P	PIM
Anaheim	1	0	0	0	0
Arizona	3	0	1	1	0
Boston	3	1	1	2	0
Buffalo	4	1	1	2	4
Calgary	1	0	0	0	0
Carolina	1	0	0	0	0
Chicago	3	3	1	4	2
Colorado	2	0	0	0	0
Columbus	2	2	0	2	2
Dallas	6	0	2	2	0
Detroit	7	0	0	0	2
Edmonton	0	0	0	0	0
Florida	2	0	1	1	2
Los Angeles	1	0	0	0	2
Minnesota	2	0	0	0	2
Montréal	2	0	0	0	0
Nashville	3	1	0	1	0
New Jersey	0	0	0	0	0
NY Islanders	2	0	0	0	0
NY Rangers	3	0	0	0	2
Ottawa	2	0	0	0	0
Philadelphia	2	0	0	0	2
Pittsburgh	2	0	0	0	2
San Jose	5	1	0	1	0
St. Louis	3	0	0	0	0
Tampa Bay	2	0	0	0	2
Toronto	0	0	0	0	0
Vancouver	2	1	0	1	0
Washington	1	0	0	0	0
Winnipeg	1	0	0	0	0
NHL TOTALS:	68	10	7	17	24

Marlies Apr. 13. Healthy scratch 4 times this season, most recently Mar. 16 at WSH. Played 11 playoff games for the Marlies collecting 15 points (7 goals, 8 assists) with 6 penalty minutes. Ranked 1st on the Marlies in playoff goals, assists (tie) and points.

CAREER: 2012-13: Split season between Anaheim and Norfolk. Played 21 games for Anaheim collecting 5 points (3 goals, 2 assists) with 4 penalty minutes. Scored 1st career NHL PPG Feb. 18 vs. CBJ. Collected 1st NHL assist Mar. 14 at DAL. Played 45 games for Norfolk collecting 39 points (19 goals, 20 assists) with 68 penalty minutes. Ranked 2nd on Norfolk in goals, 3rd in points and 3rd in assists (tie). Named to 2013 AHL Eastern All-Star Team but did not play due to NHL recall. Scored 1st career AHL hat-trick Mar. 1 vs. Charlotte.
2011-12: Played 4 games for Anaheim scoring 1 goal with 2 penalty minutes. Made NHL debut, registered 11:06 TOI Nov. 5 at DET. Scored 1st career NHL goal, a GWG, Nov. 11 vs. VAN (Roberto Luongo). Played 71 games for Syracuse (AHL) collecting 60 points (23 goals, 37 assists) with 59 penalty minutes. Ranked 4th among AHL rookies in points. Ranked 2nd on Syracuse in assists, PPG (9) and points. Ranked 3rd in goals. Named AHL Rookie of the Month for March after collecting 18 points (4 goals, 14 assists) with a +12 rating in 15 games played. **2010-11:** Played 67 games for Guelph (OHL) collecting 88 points (37 goals, 51 assists) with 57 penalty minutes. Ranked 2nd on Guelph in goals,

IF YOU WEREN'T A HOCKEY PLAYER, WHAT WOULD YOU BE?: AN INVESTOR
FAVOURITE MOVIE:
 WEDDING CRASHERS

FAVOURITE ROAD CITY:
 CHICAGO
FAVOURITE BOARD GAME:
 RISK



PPG (15), and 3rd in points. Played 6 playoff games for Guelph collecting 9 points (3 goals, 6 assists) with 4 penalty minutes. After playoff completed with Guelph played 3 games for Syracuse (AHL) collecting 9 points (3 goals, 6 assists) with 4 penalty minutes. **2009-10:** Played 59 games for Guelph collecting 80 points (30 goals, 50 assists) with 40 penalty minutes. Ranked 2nd on Guelph in assists and points. Played 5 playoff games for Guelph collecting 8 points (3 goals, 5 assists) with 12 penalty minutes. Ranked 2nd on Guelph in playoff points. **2008-09:** Played 68 games for Guelph collecting 67 points (28 goals, 39 assists) with 42 penalty minutes. Ranked 2nd on Guelph in

points. Played in OHL All-Star Game. Selected to play in CHL Top Prospects Game. Played 4 playoff games for Guelph scoring 4 goals with 2 penalty minutes. Ranked 1st on Guelph in playoff goals. Played 6 games for Canada at IIHF World Under-18 Championship collecting 5 points (1 goal, 4 assists). **2007-08:** Played 62 games for Guelph collecting 23 points (8 goals, 15 assists) with 31 penalty minutes. Played 10 playoff games for Guelph collecting 1 assist with 4 penalty minutes. Named Guelph's Rookie of the Year. Represented Ontario at World Under-17 Challenge and won a gold medal.

AMATEUR AND PRO RECORD

REGULAR SEASON

PLAYOFFS

SEASON	CLUB	LEAGUE	GP	G	A	PTS	+/-	PIM	PP	SH	GW	S	5%	GP	G	A	PTS	PIM
2008-09	GUELPH	OHL	68	28	39	67	10	42	10	0	---	---	---	4	4	0	4	2
	CANADA	WJC-U18	6	1	4	5	---	8	---	---	---	---	---	---	---	---	---	---
2009-10	GUELPH	OHL	59	30	50	80	-7	40	9	2	---	---	---	5	3	5	8	12
2010-11	GUELPH	OHL	67	37	51	88	6	57	15	2	---	---	---	6	3	6	9	4
	SYRACUSE	AHL	3	3	3	6	-2	0	2	0	1	II	27.3	---	---	---	---	---
2011-12	ANAHEIM	NHL	4	1	0	1	0	2	0	0	1	I	100.0	---	---	---	---	---
	SYRACUSE	AHL	71	23	37	60	8	59	9	0	0	181	12.7	---	---	---	---	---
2012-13	ANAHEIM	NHL	21	3	2	5	4	4	1	0	0	26	11.5	---	---	---	---	---
	NORFOLK	AHL	45	19	20	39	-13	68	6	1	2	124	15.3	---	---	---	---	---
2013-14	ANAHEIM	NHL	4	1	0	1	-1	2	0	0	0	3	33.3	---	---	---	---	---
	TORONTO	NHL	39	5	5	10	1	16	1	0	0	40	12.5	---	---	---	---	
	NORFOLK	AHL	10	5	4	9	4	22	1	0	1	23	21.7	---	---	---	---	
	TORONTO	AHL	14	5	5	10	2	10	2	0	0	38	13.2	II	7	8	15	6
NHL TOTALS			68	10	7	17	4	24	2	0	1	70	14.3	---	---	---	---	---
LEAFS TOTALS			39	5	5	10	1	16	1	0	0	40	12.5	---	---	---	---	---

NHL FIRSTS

Game: Nov. 5, 2011 (ANA) at DET
 Point: Nov. 11, 2011 (ANA) vs. VAN
 Goal: Nov. 11, 2011 (ANA) vs. VAN (Roberto Luongo)

NHL SINGLE GAME MILESTONES

HAT TRICKS None
 MOST GOALS 2(1) - Last: Dec. 14, 2014 (TOR) vs. CHI
 MOST ASSISTS 1(7) - Last: Jan. 15, 2014 (TOR) vs. BUF
 MOST POINTS 3(1) - Last: Dec. 14, 2014 (TOR) vs. CHI
 *number of times occurred in parenthesis ().

LONGEST NHL STREAKS

POINTS 2 - Last: Dec. 17 - 19, 2013 (TOR) (2A)
 GOALS 2 - Last: Mar. 18 - 20, 2013 (ANA) (2G)
 ASSISTS 2 - Last: Dec. 17 - 19, 2013 (TOR) (2A)

REGULAR SEASON OT GOALS

None

REGULAR SEASON PENALTY SHOTS

None

LEAFS FIRSTS

Game: Nov. 16, 2013 vs. BUF
 Point: Nov. 21, 2013 vs. NSH (goal)
 Goal: Nov. 21, 2013 vs. NSH (Peter Mazenec)

LEAFS SINGLE GAME MILESTONES

None
 2(1) - Last: Dec. 14, 2014 vs. CHI
 1(5) - Last: Jan. 15, 2014 vs. BUF
 3(1) - Last: Dec. 14, 2014 vs. CHI

LONGEST LEAFS STREAKS

2 - Last: Dec. 17 - 19, 2013 (2A)
 1 - Last: Dec. 27, 2013, (1G)
 2 - Last: Dec. 17 - 19, 2013 (2A)

REGULAR SEASON SHOOTOUT ATTEMPTS

2011-12: None
 2012-13: None
 2013-14: None



BORN: MUNICH,
 GERMANY

DATE: FEBRUARY 16, 1988

HEIGHT: 6' 3"

WEIGHT: 215 LBS.

SHOOTS: RIGHT

POSITION: DEFENCE

BECAME A LEAF: Toronto's fourth choice, 111th overall, in 2006 Entry Draft.

TRANSACTIONS: None.

2013-14 SEASON: Played 72 games for the Toronto Marlies (AHL) collecting 23 points (5 goals, 18 assists) with 104 penalty minutes. Collected a season-high 2 assists Mar. 28 at Rochester. Played 10 playoff games for the Marlies collecting 7 points (2 goals, 5 assists) with 4 penalty minutes. Ranked 1st on the Marlies in playoff plus/minus (+12).


CAREER: 2012-13: Played 22 games for the Maple Leafs collecting 3 points (2 goals, 1 assist) with 28 penalty minutes. Played 46 games for the Marlies collecting 11 points (1 goal, 10 assists) with 46 penalty minutes. Healthy scratch Jan. 19 at MTL. Assigned to the Marlies Jan. 23. Recalled from the Marlies Feb. 3. Scored 1st career NHL goal (GWG) Feb. 5 at WSH (Michal Neuvirth). Logged a career-high (23:41) TOI Feb. 7 at WPG. Scored a goal Feb. 9 at MTL. Collected 1st career NHL assist Mar. 12 at WPG. Assigned to Marlies Mar. 19. Played 8 playoff games for the Marlies collecting 1 assist with 24 penalty minutes. Ranked 1st on Marlies in playoff penalty minutes. **2011-12:** Played 67 games for the Toronto Marlies (AHL) collecting 20 points (1 goal, 19 assists) with 68 penalty minutes. Recalled from

Vs. NHL	GP	G	A	P	PIM
Anaheim	0	0	0	0	0
Arizona	0	0	0	0	0
Boston	1	0	0	0	0
Buffalo	3	0	0	0	0
Calgary	0	0	0	0	0
Carolina	2	0	0	0	2
Chicago	0	0	0	0	0
Colorado	0	0	0	0	0
Columbus	0	0	0	0	0
Dallas	0	0	0	0	0
Detroit	0	0	0	0	0
Edmonton	0	0	0	0	0
Florida	1	0	0	0	0
Los Angeles	0	0	0	0	0
Minnesota	0	0	0	0	0
Montréal	2	1	0	1	2
Nashville	0	0	0	0	0
New Jersey	1	0	0	0	0
NY Islanders	1	0	0	0	0
NY Rangers	0	0	0	0	0
Ottawa	3	0	0	0	0
Philadelphia	2	0	0	0	15
Pittsburgh	2	0	0	0	2
San Jose	0	0	0	0	0
St. Louis	0	0	0	0	0
Tampa Bay	2	0	0	0	2
Toronto	0	0	0	0	0
Vancouver	0	0	0	0	0
Washington	11	1	0	1	0
Winnipeg	3	0	1	1	7
NHL TOTALS:	24	2	1	3	30

the Marlies Nov. 20. Reassigned to the Marlies Nov. 28. Recalled from the Marlies Dec. 27. Assigned to the Marlies Jan. 1. Recalled from the Marlies Jan. 3. Assigned to the Marlies Jan. 6. Registered a (+4) rating Jan. 26 at Lake Erie. Played 17 playoff games for the Marlies collecting 5 points (1 goal, 4 assists) with 39 penalty minutes. Ranked 2nd on the team in playoff penalty minutes. **2010-11:** Played 2 games for the Maple Leafs collecting 2 penalty minutes. Played 73 games for the Marlies collecting 13 points (3 goals, 10 assists) with 88 penalty minutes. Ranked 2nd on Marlies with a (+10) rating. Played 1st career AHL game for the Marlies Oct. 9 vs. Rochester. Recalled by the Maple Leafs Nov. 3. Made NHL debut Nov. 6 vs. BUF. Assigned to the Marlies Nov. 12. Collected 1st AHL point (assist) Nov. 12 at Hershey. Scored 1st AHL goal Dec. 11 at Lake Erie. Selected to play for Germany at IIHF World Championship. Played 7 games for Germany collecting 1 assist with 10 penalty minutes and a (+2) ranking. Ranked 1st on Germany in penalty minutes. **2009-10:** Played 52 games for the DEG Metro Stars (DEL) collecting 22 points (6 goals, 16 assists) and 96 penalty minutes. Ranked 2nd on the Metro Stars in plus/minus (+12). Ranked 1st among Stars defencemen in goals and second in points. Played 3 playoff games collecting 4 penalty minutes. Played 4 games for Germany at the 2010 Olympics collecting 2 penalty minutes. Played 8 games for Germany at IIHF World Championship collecting a team-high 22 penalty minutes.

CHILDHOOD HOCKEY IDOL:
SCOTT STEVENS
FAVOURITE HOCKEY
MEMORY: PLAYING IN THE 2010
WINTER OLYMPICS

FAVOURITE ROAD CITY:
VANCOUVER
FAVOURITE MOVIE:
SAVING PRIVATE RYAN



KORBINIAN HOLZER

2008-09: Played 38 games for the DEG Metro Stars (DEL), collecting 9 points (4 goals, 5 assists) and 89 penalty minutes. Played 16 playoff games collecting 1 assist and 18 penalty minutes. **2007-08:** Played 35 games for the DEG Metro Stars (DEL), registering 7 points (2 goals, 5 assists) and 66 penalty minutes. Played 13 playoff games collecting 2 assists and 20 penalty minutes. Played 5 games for Germany at IIHF Division I U-20 World Junior Championship collecting 2 points (1 goal, 1 assist). Won gold

medal with Germany. **2006-07:** Played 42 games for Regensburg (GER-2) collecting 8 points (2 goals, 6 assists) with 68 penalty minutes. Played 4 playoff games for Regensburg registering 2 penalty minutes. Played 6 games for Germany at IIHF World Junior Championship registering 8 penalty minutes. **2005-06:** Played 46 games for Tolzer Lowen (GER-2) collecting 6 points (3 goals, 3 assists) with 94 penalty minutes.

AMATEUR AND PRO RECORD

REGULAR SEASON

PLAYOFFS

SEASON	CLUB	LEAGUE	GP	G	A	PTS	+/-	PIM	PP	SH	GW	S	5%	GP	G	A	PTS	PIM
2004-05	EC BAD TOLZ Jr.	GER-JR	34	7	11	18	-- 66	--	--	--	--	--	5				2	2
	GERMANY	WJC-U18	6	2	1	3	-- 4	--	--	--	--	--	--					
2005-06	TOLZER LOWEN	GER-2	46	3	3	6	-- 94	--	--	--	--	--	--					
	BAD TOLZ Jr.	GER-JR	2	1	1	2	-- 6	--	--	--	--	--	--					
2006-07	GERMANY	WJC-U18	6	1	2	3	-- 18	--	--	--	--	--	--					
	REGENSBURG	GER-2	42	2	6	8	-- 68	--	--	--	--	--	--	4	0	0	0	2
2007-08	GERMANY	WJC	6	0	0	0	-- 8	--	--	--	--	--	--					
	DEG METRO STARS	DEL	35	2	5	7	-- 66	--	--	--	--	--	--	13	0	2	2	20
2008-09	GERMANY	WJC-DI	5	1	1	2	-- 0	--	--	--	--	--	--					
	DEG METRO STARS	DEL	38	4	5	9	-- 89	--	--	--	--	--	--	16	0	1	1	18
2009-10	DEG METRO STARS	DEL	52	6	16	22	-- 96	--	--	--	--	--	--	3	0	0	0	4
	GERMANY	OLY	4	0	0	0	-- 2	--	--	--	--	--	--					
2010-11	GERMANY	WC	8	0	0	0	-- 22	--	--	--	--	--	--					
	TORONTO	NHL	2	0	0	0	-1 2	0	0	0	1	0.0	--					
2011-12	TORONTO	AHL	73	3	10	13	10 88	1	0	--	73	4.1	--					
	GERMANY	WC	7	0	1	1	-- 10	--	--	--	--	--	--					
2012-13	TORONTO	AHL	67	1	19	20	7 68	1	0	--	92	1.1	17	1	4	5	39	
	TORONTO	NHL	22	2	1	3	-12 28	0	0	1	16	12.5	--					
2013-14	TORONTO	AHL	46	1	10	11	14 46	0	0	--	38	2.6	8	0	1	1	24	
	TORONTO	AHL	72	5	18	23	5 104	2	0	--	86	5.8	10	2	5	7	4	
NHL TOTALS			24	2	1	3	-13	30	0	0	1	17	11.8	--	--	--	--	--

NHL FIRSTS

Game: Nov. 6, 2010 vs. BUF
Point: Feb. 5, 2013 at WSH
Goal: Feb. 5, 2013 at WSH (Michal Neuvirth)

NHL SINGLE GAME MILESTONES

HAT TRICKS None
MOST GOALS 1(2) - Last: Feb. 9, 2013 at MTL
MOST ASSISTS 1(1) - Last: Mar. 12, 2013 at WPG
MOST POINTS 1(3) - Last: Mar. 12, 2013 at WPG (IA)
*number of times occurred in parenthesis ().

LONGEST NHL STREAKS

POINTS 1 - Last: Mar. 12, 2013 (IA)
GOALS 1 - Last: Feb. 9, 2013 (IG)
ASSISTS 1 - Last: Mar. 12, 2013 (IA)

REGULAR SEASON OT GOALS

None

REGULAR SEASON PENALTY SHOTS

None

LEAFS SINGLE GAME MILESTONES

None
See NHL Single Game Milestones
See NHL Single Game Milestones
See NHL Single Game Milestones

LONGEST LEAFS STREAKS

See Longest NHL Streaks
See Longest NHL Streaks
See Longest NHL Streaks

REGULAR SEASON SHOOTOUT ATTEMPTS


None




BORN: LONDON, ONTARIO,
 CANADA
DATE: OCTOBER 6, 1990
HEIGHT: 6' 1"
WEIGHT: 188 LBS.
SHOOTS: LEFT
POSITION: CENTRE

BECAME A LEAF: Toronto's first choice, seventh overall, in 2009 Entry Draft.

TRANSACTIONS: None.

 **2013-14 SEASON:** Played 78 games for the Maple Leafs collecting 50 points (20 goals, 30 assists) with 67 penalty minutes. Ranked 3rd on Maple Leafs in assists (tie), points and PPG (7). Established single-season career highs in goals, assists, points, penalty minutes, PPG, GWG (2) and shots (148). Played 100th career NHL game and collected an assist Oct. 1 at MTL. Collected 3 points (1 goal, 2 assists) and a (+4) rating Oct. 29 at EDM. Suspended 3 games (Nov. 15 - 19) for goaltender interference Nov. 13 at MIN (Backstrom). Missed game Dec. 3 vs. SJS (personal). Scored 2 goals and named 3rd star Dec. 5 vs. DAL. Collected 2 assists and named 1st star Jan. 18 vs. MTL. Scored 2 goals and named 1st star Jan. 28 vs. TBL. Collected a career-high (tie) 3 assists, including 100th career NHL point and named 1st star Jan. 30 vs. FLA. Registered a season-high 6-game point streak (Jan. 23 - Feb. 4) with 10 points (3 goals, 7 assists). Scored GWG in OT Apr. 3 vs. BOS. Shootout Stats: 0 for 1. Played 8 games for Canada at IIHF World Championship collecting 3 assists with 4 penalty minutes.

Vs. NHL	GP	G	A	P	PIM
Anaheim	2	0	0	0	2
Arizona	2	1	1	2	0
Boston	12	4	4	8	4
Buffalo	12	4	5	9	2
Calgary	3	0	1	1	0
Carolina	8	2	2	4	4
Chicago	2	1	1	2	0
Colorado	3	0	0	0	2
Columbus	3	0	0	0	11
Dallas	3	2	2	4	16
Detroit	6	1	0	1	0
Edmonton	4	2	3	5	2
Florida	9	1	7	8	2
Los Angeles	2	0	2	2	0
Minnesota	4	1	2	3	16
Montréal	15	2	5	7	10
Nashville	3	1	2	3	2
New Jersey	10	2	3	5	8
NY Islanders	8	5	4	9	2
NY Rangers	8	2	1	3	0
Ottawa	11	8	5	13	0
Philadelphia	8	1	4	5	2
Pittsburgh	8	2	1	3	4
San Jose	2	0	0	0	0
St. Louis	2	1	1	2	0
Tampa Bay	9	2	4	6	7
Toronto	0	0	0	0	0
Vancouver	3	0	0	0	4
Washington	8	0	3	3	2
Winnipeg	7	1	4	5	4
NHL TOTALS:	177	46	67	113	106

 **CAREER: 2012-13:** Played 48 games for the Maple Leafs collecting 44 points (18 goals, 26 assists) with 23 penalty minutes. Played 27 games for the Toronto Marlies (AHL) collecting 26 points (8 goals, 18 assists) with 26 penalty minutes. Ranked 2nd on Maple Leafs in goals (tie), PPG (5-tie), assists, points, plus/minus (+15), and 3rd in shots (107). Registered 1st NHL hat-trick, posted a (+3) rating and named 1st star Feb. 28 at NYI. Registered a career-high 7-game point streak (Feb. 23 - Mar. 7) with 11 points (6 goals, 5 assists). Collected 3 assists, a (+3) rating and named 1st star Mar. 20 vs. TBL. Collected 3 points (2 goals, 1 assist) and named 2nd star Mar. 21 at BUF. Named NHL's 3rd Star of the Week (Mar. 25) with 7 points (4 goals, 3 assists) in 3 games. Registered a 5-game point streak (Mar. 16 - 25) with 10 points (3 goals, 7 assists). Registered a natural hat trick, an assist, a (+3) rating and named 1st star Mar. 30 at OTT. Played 7 playoff games for the Maple Leafs collecting 4 points (1 goal, 3 assists) with 10 penalty minutes. Ranked 1st on the team in playoff plus/minus (+5). Made NHL playoff debut in GM #1 of ECQF May 1 at BOS. Collected 1st career NHL playoff point (assist) in GM #2 May 4 at BOS. Scored 1st career NHL playoff goal in GM #7 May 13 at BOS (Tuukka Rask). **2011-12:** Played 21 games for the Maple Leafs collecting 7 points (5 goals, 2 assists) with 8 penalty minutes. Played 48 games for the Toronto Marlies (AHL)

CHILDHOOD HOCKEY IDOL:

PAUL KARIYA

IF YOU WEREN'T A HOCKEY PLAYER, WHAT WOULD YOU BE? A SPORTS AGENT**FAVOURITE BOARD GAME:**

MONOPOLY

FAVOURITE HOCKEY MEMORY: PLAYING IN THE WORLD JUNIORS

NAZEM KADRI

collecting 40 points (18 goals, 22 assists) with 39 penalty minutes. Left preseason game due to knee injury Sept. 27 at OTT. Missed 1st 4 games of the season (Oct. 6 -17) due to knee injury. Assigned to the Marlies Oct. 19. Recalled from the Marlies Oct. 20. Made season debut and collected an assist Oct. 20 at BOS. Assigned to the Marlies Oct. 27. Named AHL Player of the Month for November with 17 points (6 goals, 11 assists) in 12 games. Recalled from the Marlies Dec. 21. Scored GWG Dec. 22 vs. BUF. Named to the Western Conference roster for the 2012 AHL All-Star Classic (did not play). Healthy scratch Jan. 17 vs. OTT. Assigned to the Marlies Feb. 1. Recalled on emergency conditions from the Marlies Mar. 22. Scored a goal in regulation and the game-deciding shootout goal Mar. 23 at New Jersey. Assigned to the Marlies Mar. 24. Played 11 playoff games for the Marlies collecting 10 points (3 goals, 7 assists) with 6 penalty minutes. Missed the final 6 playoff games due to injury. **2010-11:** Played 29 games for the Maple Leafs collecting 12 points (3 goals, 9 assists) with 8 penalty minutes. Played 44 games for the Marlies collecting 41 points (17 goals, 24 assists) with 62 penalty minutes. Ranked 2nd on the Marlies in goals, 3rd (tie) in assists and 3rd in points. In Marlies debut collected 1st career AHL point (assist) Oct. 9 vs. Rochester. Scored 1st AHL goal Oct. 16 at Hamilton. Suspended for 2 AHL games Nov. 12. Recalled from the Marlies Nov. 12. Collected 1st NHL point (assist) Nov. 16 vs. NSH. Registered 1st multi-point game with 2 assists Nov. 18 vs. NJD. Collected an assist in back-to-back games (Dec. 4 - 6). Assigned to the Marlies Dec. 29. Recalled from the Marlies Mar. 15. Scored 1st career NHL goal and collected an assist Mar. 19 vs. BOS (Tim Thomas). Healthy scratch 3 times, most recently Dec. 28 vs. Carolina. **2009-10:** Played 1 game for the Maple Leafs. Played 56 games for London (OHL) collecting 93 points (35 goals, 58 assists) with 105 penalty

minutes. Ranked 1st on London in assists and points. Ranked 2nd on London in goals, PPG (11) and SHG (3). Ranked 4th (tie) in OHL points. Played 12 playoff games for London collecting 27 points (9 goals, 18 assists) with 26 penalty minutes. Ranked 1st on London in playoff assists and points. Recalled on emergency conditions Feb. 8 from London (OHL). Played 1st career NHL game Feb. 8 vs. SJS and re-assigned to London after the game. Named CHL and OHL Player of the Week for the week ending Mar. 28 after collecting 9 points (2 goals, 7 assists) and a (+3) rating in 3 games. Named to OHL Second All-Star Team. Played 6 games for Canada at IIHF World Junior Championship collecting 8 points (3 goals, 5 assists) with 14 penalty minutes. Ranked 1st on Canada in penalty minutes (tie) and shots on goal (25-tie). **2008-09:** Acquired by London from Kitchener June 2. Played 56 games for London collecting 78 points (25 goals, 53 assists) with 31 penalty minutes. Ranked 2nd on London in points. Played in 2009 CHL Top Prospects Game. Represented Western Conference at OHL All-Star Game and scored a goal Feb. 4 at Windsor. Selected to play in Canada-Russia Challenge but did not play due to injury. Played 14 playoff games for London collecting 21 points (9 goals, 12 assists) with 22 penalty minutes. Ranked 2nd (tie) on London in playoff points. **2007-08:** Played 68 games for Kitchener collecting 65 points (15 goals, 40 assists) with 57 penalty minutes. Ranked 4th on Kitchener in points. Played 20 playoff games for Kitchener collecting 26 points (9 goals, 17 assists) with 26 penalty minutes. Won OHL Championship with Kitchener. Played 5 games at Memorial Cup collecting 4 points (1 goal, 3 assists). **2006-07:** Played 62 games for Kitchener collecting 22 points (7 goals, 15 assists) with 30 penalty minutes. Played 9 playoff games for Kitchener collecting 2 assists with 4 penalty minutes.

AMATEUR AND PRO RECORD			REGULAR SEASON											PLAYOFFS				
SEASON	CLUB	LEAGUE	GP	G	A	PTS	+/-	PIM	PP	SH	GW	S	%	GP	G	A	PTS	PIM
2006-07	KITCHENER	OHL	62	7	15	22	11	30	0	--	--	--	--	9	0	2	2	4
2007-08	KITCHENER	OHL	68	25	40	65	9	57	10	--	--	--	--	20	9	17	26	26
	MEMORIAL CUP		5	1	3	4	--	0	--	--	--	--	--	--	--	--	--	--
2008-09	LONDON	OHL	56	25	53	78	13	31	10	5	--	--	--	14	9	12	21	22
2009-10	TORONTO	NHL	1	0	0	0	-1	0	0	0	0	0.0	--	--	--	--	--	--
	TORONTO	OHL	56	35	58	93	26	105	11	3	--	--	--	12	9	18	27	26
	CANADA	WJC	6	3	5	8	--	14	--	--	--	--	--	--	--	--	--	--
2010-11	TORONTO	NHL	29	3	9	12	-3	8	0	0	0	51	5.9	--	--	--	--	--
	TORONTO	AHL	44	17	24	41	2	62	2	0	0	96	17.7	--	--	--	--	--
2011-12	TORONTO	NHL	21	5	2	7	2	8	1	0	1	28	17.9	--	--	--	--	--
	TORONTO	AHL	48	18	22	40	2	39	5	0	5	140	12.9	11	3	7	10	6
2012-13	TORONTO	NHL	48	18	26	44	15	23	5	0	1	107	16.8	7	1	3	4	10
	TORONTO	AHL	27	8	18	26	5	26	2	0	2	73	11.0	--	--	--	--	--
2013-14	TORONTO	NHL	78	20	30	50	-11	67	7	0	2	148	13.5	--	--	--	--	--
	CANADA	WC	8	0	3	3	--	4	--	--	--	--	--	--	--	--	--	--
NHL TOTALS			177	46	67	113	2	106	13	0	4	334	13.8	7	1	3	4	10

NHL FIRSTS

Game: Feb. 8, 2010 vs. SJS

Point: Nov. 16, 2010 vs. NSH (assist)

Goal: Mar. 19, 2010 vs. BOS (Tim Thomas)

NHL SINGLE GAME MILESTONES

HAT TRICKS 2 - Last: Mar. 30, 2013 at OTT
 MOST GOALS 3(2) - Last: Mar. 30, 2013 at OTT
 MOST ASSISTS 3(2) - Last: Jan. 30, 2014 vs. FLA
 MOST POINTS 4(1) - Last: Mar. 30, 2013 at OTT (3G,1A)
 number of times occurred in parenthesis ()

LONGEST NHL STREAKS

POINTS 7 - Last: Feb. 23 - Mar. 7, 2013 (6G,5A)
 GOALS 4 - Last: Feb. 28 - Mar. 7, 2013 (6G)
 ASSISTS 3 - Last: Jan. 30 - Feb. 4, 2014 (5A)

REGULAR SEASON OT GOALS

I. Apr. 3, 2014 vs. Boston (Johnson)

REGULAR SEASON PENALTY SHOTS

None

LEAFS SINGLE GAME MILESTONES

See NHL Single Game Milestone
 See NHL Single Game Milestone
 See NHL Single Game Milestone
 See NHL Single Game Milestone

LONGEST LEAFS STREAKS

See Longest NHL Streaks
 See Longest NHL Streaks
 See Longest NHL Streaks

REGULAR SEASON SHOOTOUT ATTEMPTS

2010-11: Scored 2 goals in 4 attempts
 2011-12: Scored 1 goal in 3 attempts
 2012-13: Did not score in 5 attempts
 2013-14: Did not score in 1 attempt
 CAREER: Scored 3 goals in 13 attempts





BORN: MADISON, WISCONSIN,
 UNITED STATES
DATE: OCTOBER 2, 1987
HEIGHT: 6'
WEIGHT: 202 LBS.
SHOOTS: RIGHT
POSITION: RIGHT WING

BECAME A LEAF: Acquired from Boston for Toronto's first (Tyler Seguin) and second (Jared Knight) round picks in 2010 Entry Draft, and first round pick (Dougie Hamilton) in 2011 Entry Draft, September 18, 2009.

TRANSACTIONS: Originally Boston's first choice, fifth overall, in 2006 Entry Draft.

2013-14 SEASON: Played 82 games for the Maple Leafs collecting 80 points (37 goals, 43 assists) with 27 penalty minutes. Ranked 3rd in NHL shots (305), 5th in goals (tie) and 6th points (tie). Ranked 1st on Maple Leafs in games played (tie), goals, assists, points, GWG (6) and shots, and 2nd in PPG (8). Tied a career-high for goals in a season. Suspended 3 preseason games (Sept. 24 - 28) for slashing (Scott) Sept. 22 vs. BUF. Collected 200th career NHL assist Oct. 15 vs. MIN. Registered 4th career hat-trick and named 1st star Oct. 22 vs. ANA. Named NHL's 2nd star of the week (Oct. 27) with 6 points (5 goals, 1 assist) in 3 games played. Collected a career-high (tie) 4 points (2 goals, 2 assists), a (+4) rating and named 1st star Oct. 29 at EDM. Played 300th career Maple Leafs game Nov. 13 at MIN. Collected 400th career NHL point and scored 2 goals Nov. 19 vs. NYI. Scored 200th career NHL goal Dec. 3 vs. SJS. Registered a 6-game point streak (Nov. 27 - Dec. 7) with 8 points (4 goals, 4 assists). Named to 2014 U.S. Olympic Team Jan. 1. Collected a career-high

Vs. NHL	GP	G	A	P	PTM
Anaheim	6	4	5	9	0
Arizona	7	3	2	5	0
Boston	26	3	11	14	4
Buffalo	47	16	16	32	16
Calgary	10	2	3	5	4
Carolina	30	7	8	15	6
Chicago	8	6	1	7	0
Colorado	6	5	0	5	0
Columbus	8	3	2	5	7
Dallas	6	1	2	3	0
Detroit	10	4	5	9	4
Edmonton	10	8	7	15	0
Florida	30	12	8	20	8
Los Angeles	7	4	3	7	0
Minnesota	8	3	2	5	0
Montréal	45	16	25	41	12
Nashville	7	2	4	6	0
New Jersey	29	10	17	27	12
NY Islanders	29	14	12	26	10
NY Rangers	27	7	9	16	4
Ottawa	46	25	21	46	18
Philadelphia	28	4	8	12	12
Pittsburgh	29	11	13	24	6
San Jose	7	3	2	5	2
St. Louis	8	3	5	8	2
Tampa Bay	30	10	14	24	6
Toronto	18	8	4	12	2
Vancouver	8	5	3	8	13
Washington	27	6	12	18	6
Winnipeg	29	17	13	30	12
NHL TOTALS:	586	222	237	459	166

(tie) 3 assists Jan. 14 at BOS. Collected 2 points (1 goal, 1 assist), 300th Maple Leafs point on goal and named 2nd star Jan. 18 vs. MTL. Registered a season-high 7-game point streak (Jan. 10 - 21) with 14 points (6 goals, 8 assists). Registered 5th career hat-trick, collected an assist and named 1st star Feb. 1 vs. OTT. Named NHL's 2nd star of month for January collecting 20 points (7 goals, 13 assists) in 15 games played. Named NHL's 2nd star of the week (Feb. 2) with 7 points (3 goals, 4 assists) in 3 games played. Played 6 games for Team USA at Olympic Winter Games collecting 8 points (5 goals, 3 assists) with 4 penalty minutes. Ranked 1st in Olympic goals (tie) and points (tie). Named top forward at Olympics. Collected 3 points (1 goal, 2 assists) and named 1st star Mar. 10 at ANA. Shootout Stats: 0 for 3.

CAREER: 2012-13: Played 48 games for the Maple Leafs collecting 52 points (20 goals, 32 assists) with 18 penalty minutes. Ranked 7th (tie) in NHL points & 9th in shots (161). Ranked 1st on team in goals, assists, points, PPG (6), GWG (4) and shots. Collected at least 2 assists in a game on 11 occasions this season. Scored 100th career Maple Leafs goal (GWG) Feb. 7 at WPG. Registered a 6-game point streak (Mar. 9 - 21) with 10 points (4 goals, 6 assists). Named NHL's 2nd Star of the Week (Apr. 15) with 7 points (5 goals, 2 assists) in 3 games. Played 500th career NHL game and collected a season-high 3 assists Apr. 18 vs. NYI. Played 7 playoff games for Maple Leafs collecting

FONDEST OUTDOOR HOCKEY

MEMORY: PLAYING ON MY GRANDPARENTS LAKE

FORMER PLAYER YOU'D LIKE TO PLAY WITH: WAYNE GRETZKY

FAVOURITE OFFSEASON

ACTIVITY: GOLFING, FISHING AND POKER

CAN'T LIVE WITHOUT: MY DOG, STELLA



6 points (4 goals, 2 assists) with 2 penalty minutes. Ranked 1st on team in playoff goals, PPG (tie-1) and GWG (2). Scored 1st Maple Leafs playoff goal and point in GM #2 of ECQF May 4 at BOS. Collected 1st playoff assist in GM #4 May 8 vs. BOS. Scored GWG and named 2nd star in GM #6 May 12 vs. BOS. **2011-12:** Played 82 games for the Maple Leafs collecting 82 points (37 goals, 45 assists) with 20 penalty minutes. Ranked 6th (tie) in NHL in goals and 6th in points. Ranked 1st on Maple Leafs in goals, assists, points, shots (295), PPG (10), PP points (23), GWG goals (6). Established career highs in a season for goals (tie), assists and points. 1 of 2 Maple Leafs players to play in all 82 regular season games. Scored 1st Maple Leafs hat-trick and collected an assist Oct. 8 vs. OTT. Registered a 5-game point streak (Oct. 6 - 19) to start the season with 12 points (7 goals, 5 assists). Named NHL's First Star of the Week (Oct. 17) with 8 points (5 goals, 3 assists) in 3 games. Named NHL's First Star of the Month (October) with 18 points (10 goals, 8 assists) in 11 games. Became 1st Leafs player to be named NHL Player of the Month since Felix Potvin (Oct. 1993). Registered a career-high TOI (27:07) Nov. 17 at NSH. Played 400th career NHL game Dec. 3 at BOS. Scored on a penalty shot and collected an assist Jan. 7 vs. DET (Jimmy Howard). Registered a season-high 8-game point streak (Dec. 22 - Jan. 7) with 9 points (5 goals, 4 assists). Played 200th career Maple Leafs game and scored a goal Jan. 23 vs. NYI. Collected 3 points (1 goal, 2 assists) for Team Chara at 2012 NHL All-Star Game Jan. 29 at OTT. Scored career-high (tie) 37th goal of the season Mar. 31 vs. BUF. Tied a Maple Leafs franchise record with 3 assists in a period, while collecting 100th career Leafs assist and 200th career Leafs point Apr. 3 at BUF. Won Maple Leafs' Molson Cup Award for the third consecutive season. **2010-11:** Played 82 games for the Maple Leafs collecting 64 points (32 goals, 32 assists) with 24 penalty minutes. Ranked 1st on Maple Leafs in goals, points, shots (325), PPG (12), PP points (23), GWG (6), 1st (tie) in OTG (1) and SHG (1). Ranked 2nd in assists. 1 of 5 Maple Leafs players to play in all 82 regular season games. Established career highs for PPG, SHG and shots. Ranked 4th in NHL shots. Scored 2 goals, including GWG in overtime, 100th career NHL goal and added an assist Oct. 15 at NYR. Played 300th career NHL game and scored a goal Oct. 26 vs. FLA. Scored 1st career SHG Nov. 26 at BUF. Collected 200th career NHL point with goal and an assist Dec. 14 at EDM. Selected to play in 2011 NHL All-Star Game Jan. 11. Collected 100th career NHL assist Jan. 24 at CAR. Tied a career-high with 4 points (2 goals, 2 assists) Feb. 24 at MTL. Named NHL's First Star of the Week (Feb. 27) with 8 points (4 goals, 4 assists) in 4 games. Finished

season on a 10-game point streak (Mar. 19 - Apr. 9) with 11 points (4 goals, 7 assists). Scored 2 goals in a game on 5 occasions Collected 2 assists on 6 occasions. **2009-10:** Played 70 games for the Maple Leafs collecting 55 points (30 goals, 25 assists) with 21 penalty minutes. Ranked 1st on team in goals, points, PPG (8), GWG (5) and shots (297). Ranked 2nd (tie) on team in assists. Ranked 6th in NHL shots. Missed 12 games (Oct. 1 - 31) due to shoulder injury. Made Maple Leafs debut and recorded 10 shots Nov. 3 vs. TBL. Collected 1st Maple Leafs point (assist) Nov. 6 at CAR. Scored 1st Maple Leafs goal and added an assist Nov. 7 vs. DET (Chris Osgood). Registered a 6-game point streak (Nov. 6 - 17) with 8 points (5 goals, 3 assists). Named to Team USA for 2010 Olympic Winter Games Jan. 1. Registered a team-high 7-game point streak (Jan. 9 - 21) with 8 points (1 goal, 7 assists). Won a silver medal with Team USA at the 2010 Olympics, collecting 2 points (1 goal, 1 assist) with a (+2) rating in 6 games. **2008-09:** Played 70 games for Boston collecting 60 points (36 goals, 24 assists) with 16 penalty minutes. The 36 goals scored were the most by a Boston player since 2002-03. Registered 14 multi-point games. Registered 2nd career hat-trick and a career-high (tie) 4 points Apr. 12 at NYI. Registered a career-high 18-game point streak (Nov. 13 - Dec. 21) with 28 points (14 goals, 14 assists). That was longest point streak in the NHL that season, tied him with Ed Olczyk for the longest point streak by a U.S. born player in NHL history, the 5th longest in Bruins history and the longest by a Bruin since 1996-97. Registered a career-high 6-game goal streak (Nov. 26 - Dec. 8) with 7 goals. Collected 100th career NHL point (goal) Dec. 18 vs. Toronto. Played 200th career NHL game Feb. 7 vs. PHI. Named NHL's First Star for the week ending Dec. 14, collecting 8 points (3 goals, 5 assists) in 4 games played. Named NHL's Third Star of the week ending Apr. 12 collecting 6 points (5 goals, 1 assist) in 3 games played. Missed 12 games due to injuries (mononucleosis, shoulder and flu-like symptoms) and underwent shoulder surgery May 21. Played 11 playoff games for Boston collecting 11 points (6 goals, 5 assists) with 4 penalty minutes. Ranked 3rd on Boston in playoff points. **2007-08:** Played in a career-high (tie) 82 games for Boston. Registered 1st career hat-trick and career-high (tie) 4 points Oct. 12 at Los Angeles. Registered 5 shootout deciding goals, which led the NHL. Made NHL playoff debut and collected 1st career playoff point (assist) in GM #1 of ECQF Apr. 10 at MTL. Scored 1st career NHL playoff goal in GM #5 Apr. 17 at MTL (Carey Price). Scored 2 goals in GM #6 Apr. 19 vs. MTL. Played 7 games for Team USA at IIHF World Championship collecting 10 points (6 goals, 4 assists) with 6 penalty minutes. **2006-07:** 1st among all NHL rookies and 2nd (tie) overall in

shootout deciding goals (4). Played 1st NHL game Oct. 6 at FLA. Collected 1st NHL point (assist) Oct. 7 at TBL. Scored 1st NHL goal Oct. 21 vs. BUF (Martin Biron). Missed 11 games (Dec. 11 – Jan. 4) following a testicular cancer diagnosis and surgery. Won the NHL's Bill Masterton Trophy for 'perseverance, sportsmanship and dedication to hockey'. Played 7 games for United States at IIHF World Championship collecting 7 points (2 goals, 5 assists) with 6 penalty minutes. **2005-06:** Played 39 games for University of Minnesota (WCHA) collecting 51 points (18 goals, 33 assists) with 28 penalty minutes. Ranked 2nd on team in points and 6th in the WCHA. Ranked 13th in NCAA scoring and 1st among freshman players.

Ranked 1st on team with a (+22) rating. Named WCHA's Rookie of the Year and WCHA All-Rookie Team. Scored 1st career college goal on a penalty shot Oct. 21 vs. Minnesota St. – 1st time in team history that had occurred. Played 7 games for Team USA at IIHF World Junior Championship collecting 11 points (1 goal, 10 assists) with 2 penalty minutes. Ranked 1st in tournament scoring. Played 7 games for Team USA at IIHF World Championship collecting 2 points (1 goal, 1 assist) with 2 penalty minutes. Was only college player on Team USA at World Championship. **2004-05:** Played 7 games for Team USA at IIHF World Junior Championship collecting 6 points (4 goals, 2 assists) with 2 penalty minutes.

AMATEUR AND PRO RECORD

REGULAR SEASON

PLAYOFFS

SEASON	CLUB	LEAGUE	GP	G	A	PTS	+/-	PIM	PP	SH	GW	S	%	GP	G	A	PTS	PIM	
2003-04	USNTDP	U-17	32	31	18	49	--	8	--	--	--	--	--	--	--	--	--	--	--
	USNTDP	NAHL	30	21	12	33	--	18	--	--	--	--	--	--	--	--	--	--	--
2004-05	USNTDP	U-18	31	41	32	73	--	16	--	--	--	--	--	--	--	--	--	--	--
	USNTDP	NAHL	14	11	14	25	--	21	--	--	--	--	--	--	--	--	--	--	--
2005-06	UNITED STATES	WJC	7	4	2	6	--	2	--	--	--	--	--	--	--	--	--	--	--
	U. OF MINNESOTA	WCHA	39	18	33	51	--	28	--	--	--	--	--	--	--	--	--	--	--
	UNITED STATES	WJC	7	1	10	11	--	2	--	--	--	--	--	--	--	--	--	--	--
2006-07	UNITED STATES	WC	7	1	1	2	--	2	--	--	--	--	--	--	--	--	--	--	--
	BOSTON	NHL	70	11	18	29	-12	12	1	0	0	170	6.5	--	--	--	--	--	--
	PROVIDENCE	AHL	2	1	0	1	0	2	0	0	0	8	12.5	--	--	--	--	--	--
2007-08	UNITED STATES	WC	7	2	5	7	--	6	--	--	--	--	--	--	--	--	--	--	--
	BOSTON	NHL	82	19	18	37	-6	28	5	0	3	213	8.9	4	3	1	4	2	
2008-09	UNITED STATES	WC	7	6	4	10	--	6	--	--	--	--	--	--	--	--	--	--	--
	BOSTON	NHL	70	36	24	60	23	16	8	0	6	232	15.5	11	6	5	11	4	
2009-10	TORONTO	NHL	70	30	25	55	-8	21	8	0	5	297	10.1	--	--	--	--	--	
	UNITED STATES	OLY	6	1	1	2	--	0	--	--	--	--	--	--	--	--	--	--	--
2010-11	TORONTO	NHL	82	32	32	64	-20	24	12	1	6	325	9.8	--	--	--	--	--	
2011-12	TORONTO	NHL	82	37	45	82	-10	20	10	0	6	295	12.5	--	--	--	--	--	
2012-13	TORONTO	NHL	48	20	32	52	-3	18	6	0	4	161	12.4	7	4	2	6	2	
2013-14	TORONTO	NHL	82	37	43	80	-5	27	8	0	6	305	12.1	--	--	--	--	--	
	UNITED STATES	OLY	6	5	3	8	--	4	--	--	--	--	--	--	--	--	--	--	--
NHL TOTALS			586	222	237	459	-41	166	58	1	36	1998	11.1	22	13	8	21	8	
LEAFS TOTALS			364	156	177	333	-46	110	44	1	27	1383	11.3	7	4	2	6	2	

NHL FIRSTS

Game: Oct. 6, 2006 (BOS) at FLA
 Point: Oct. 7, 2006 (BOS) at TBL (assist)
 Goal: Oct. 21, 2006 (BOS) vs. BUF (Martin Biron)

NHL SINGLE GAME MILESTONES

HAT TRICKS 5 – Last: Feb. 1, 2014 (TOR) vs. OTT
 MOST GOALS 3(5) – Last: Feb. 1, 2014 (TOR) vs. OTT
 MOST ASSISTS 3(3) – Last: Jan. 14, 2014 (TOR) at BOS
 MOST POINTS 4(6) – Last: Feb. 1, 2014 (TOR) vs. OTT (3G,1A)
 *number of times occurred in parenthesis (.)

LONGEST NHL STREAKS

POINTS 18 – Last: Nov. 13 – Dec 21, 2008 (BOS) (14G, 14A)
 GOALS 6 – Last: Nov. 26 – Dec. 8, 2008 (BOS) (7G)
 ASSISTS 7 – Last: Dec. 8 – 21, 2008 (BOS) (9A)

REGULAR SEASON OT GOALS

1. Mar. 11, 2010 (TOR) vs. Tampa Bay (Smith)
 2. Oct. 15, 2010 (TOR) at NY Rangers (Lundqvist)

REGULAR SEASON PENALTY SHOTS

1. Oct. 27, 2007 (BOS) vs. Philadelphia (Biron, Unsuccessful)
 2. Jan. 7, 2012 (TOR) vs. Detroit (Howard, Successful)

LEAFS FIRSTS

Game: Nov. 3, 2009 vs. TBL
 Point: Nov. 6, 2009 at CAR (assist)
 Goal: Nov. 7, 2009 vs. DET (Chris Osgood)

LEAFS SINGLE GAME MILESTONES

3 – Last: Feb. 1, 2014 vs. OTT
 3(3) – Last: Feb. 1, 2014 vs. OTT
 3(3) – Last: Jan. 14, 2014 at BOS
 4(4) – Last: Feb. 1, 2014 vs. OTT (3G,1A)

LONGEST LEAFS STREAKS

10 – Last: Mar. 19 – Apr. 9, 2011 (46,7A)
 4 – Last: Jan. 15 – 21, 2014 (5G)
 4 – Last: Feb. 6 – Mar. 1, 2014 (5A)

REGULAR SEASON SHOOTOUT ATTEMPTS

2006-07: Scored 4 goals in 7 attempts
 2007-08: Scored 5 goals in 13 attempts
 2008-09: Scored 1 goal in 8 attempts
 2009-10: Scored 3 goals in 7 attempts
 2010-11: Scored 1 goal in 8 attempts
 2011-12: Scored 1 goal in 7 attempts
 2012-13: Did not score in 2 attempts
 2013-14: Did not score in 3 attempts
 CAREER: Scored 15 goals in 55 attempts





BORN: NARVA,
 ESTONIA

DATE: JANUARY 23, 1987

HEIGHT: 5' 11"

WEIGHT: 205 LBS.

SHOOTS: RIGHT

POSITION: FORWARD

BECAME A LEAF: Toronto's seventh choice, 180th overall, in 2006 Entry Draft.

TRANSACTIONS: None.

2013-14 SEASON: Played 52 games for Moscow Dynamo (KHL) collecting 34 points (12 goals, 22 assists) with 42 penalty minutes. Ranked 1st on Moscow Dynamo in points (tie), 2nd in assists and 3rd (tie) in goals. Played 7 playoff games for Moscow Dynamo collecting 4 points (3 goals, 1 assist) with 22 penalty minutes. Ranked 1st on Moscow Dynamo in playoff goals and points. Played 6 games for Finland at Olympic Winter games. Won bronze medal with Finland. Played 10 games for Finland at IIHF World Championship collecting 3 points (1 goal, 2 assists) with 6 penalty minutes. Won silver medal with Finland.

CAREER: **2012-13:** Played 42 games for the Maple Leafs collecting 9 points (4 goals, 5 assists) with 18 penalty minutes. Played 14 games for the Toronto Marlies (AHL) collecting 9 points (6 goals, 3 assists) with 22 penalty minutes. Played 13 games for Dynamo Moscow (KHL) collecting 10 points (2 goals, 8 assists) with 42 penalty minutes. Ranked 5th in NHL in hits. Ranked 1st on Maple Leafs in hits and 2nd in GWG (3-tie). Played 1st career NHL game and registered a team-high 8 hits Jan. 19 at MTL. Collected 1st NHL point (assist) Jan. 29 at BUF. Scored 1st career NHL goal (GWG) Feb. 9 at MTL

Vs. NHL	GP	G	A	P	PIM
Anaheim	0	0	0	0	0
Arizona	0	0	0	0	0
Boston	2	0	0	0	2
Buffalo	4	0	1	1	2
Calgary	0	0	0	0	0
Carolina	2	0	1	1	0
Chicago	0	0	0	0	0
Colorado	0	0	0	0	0
Columbus	0	0	0	0	0
Dallas	0	0	0	0	0
Detroit	0	0	0	0	0
Edmonton	0	0	0	0	0
Florida	2	1	0	1	4
Los Angeles	0	0	0	0	0
Minnesota	0	0	0	0	0
Montréal	5	2	0	2	0
Nashville	0	0	0	0	0
New Jersey	3	1	1	2	0
NY Islanders	3	0	0	0	2
NY Rangers	3	0	0	0	0
Ottawa	4	0	0	0	2
Philadelphia	2	0	1	1	0
Pittsburgh	3	0	0	0	2
San Jose	0	0	0	0	0
St. Louis	0	0	0	0	0
Tampa Bay	3	0	0	0	0
Toronto	0	0	0	0	0
Vancouver	0	0	0	0	0
Washington	3	0	1	1	4
Winnipeg	3	0	0	0	0
NHL TOTALS:	42	4	5	9	18

(Carey Price). Missed 6 games (Mar. 23 – Apr. 4) due to upper-body injury. Played 7 playoff games for Maple Leafs collecting 17 penalty minutes. Ranked 2nd on team in penalty minutes. Made NHL playoff debut, registered 5 hits and a fighting major in GM #1 of ECQF May 1 at BOS. **2011-12:** Played 46 games for Moscow Dynamo collecting 24 points (11 goals, 13 assists) with 58 penalty minutes. Ranked 2nd on team in penalty minutes and 3rd on team in points. Played 20 playoff games for Moscow Dynamo collecting 7 points (5 goals, 2 assists) with 49 penalty minutes. Ranked 1st on team in playoff penalty minutes. Won KHL championship with Moscow Dynamo. Played 10 games for Finland at IIHF World Championship scoring 1 goal with 4 penalty minutes. **2010-11:** Played 52 games for Moscow Dynamo collecting 26 points (14 goals, 12 assists) with 70 penalty minutes. Ranked 1st on team in penalty minutes. Ranked 2nd on team in goals and points. Played 6 playoff games for Moscow Dynamo collecting 6 points (4 goals, 2 assists) with 2 penalty minutes. Ranked 1st on team in playoff goals and points. Played in KHL All-Star Game. Played 8 games for Finland at IIHF World Championship collecting 2 assists with 2 penalty minutes. Won gold medal with Finland. **2009-10:** Played 47 games for Moscow Dynamo collecting 16 points (5 goals, 11 assists) with 44 penalty minutes. Played 4 playoff games for Moscow Dynamo collecting 1 assist with 16 penalty minutes. Ranked 1st on team in playoff penalty minutes. Played 7 games for Finland at IIHF World Championship scoring 1 goal. **2008-09:** Played 56 games for Pelicans (FNL) collecting 24



FAVOURITE TV SHOW:
PRISON BREAK

FORMER PLAYER YOU'D LIKE TO PLAY WITH: JARI KURRI

FAVOURITE RESTAURANT:
elleven

FAVOURITE OFF-SEASON ACTIVITY: TENNIS

points (8 goals, 16 assists) with 144 penalty minutes. Ranked 2nd on team in penalty minutes. Played 10 playoff games for Pelicans collecting 1 assist with 16 penalty minutes. Played 5 games for Finland at IIHF World Championship collecting 1 assist with 4 penalty minutes. **2007-08:** Played 53 games for Pelicans collecting 14 points (4 goals, 10 assists) with 76 penalty minutes. Played 6 playoff games for Pelicans collecting 2 points (1 goal, 1 assist) with 8 penalty minutes. **2006-07:** Played 49 games for Pelicans collecting 12 points (3 goals, 9 assists) with 108 penalty minutes. Ranked 3rd on team in penalty

minutes. Played 6 playoff games for Pelicans scoring 1 goal with 6 penalty minutes. Played 6 games for Finland at IIHF World Junior Championship collecting 3 points (2 goals, 1 assist) with 16 penalty minutes. Named Finland's team captain. **2005-06:** Played 44 games for Assat (FNL) collecting 6 points (3 goals, 3 assists) with 106 penalty minutes. Played 14 playoff games for Assat collecting 4 points (1 goal, 3 assists) 22 penalty minutes. Won silver medal with Assat. Played 7 games for Finland at IIHF World Junior Championship collecting 3 assists with 32 penalty minutes. Won bronze medal with Finland.

AMATEUR AND PRO RECORD

REGULAR SEASON

PLAYOFFS

SEASON	CLUB	LEAGUE	GP	G	A	PTS	+/-	PIM	PP	SH	GW	S	5%	GP	G	A	PTS	PIM
2005-06	ASSAT PORT	FIN	44	3	3	6	--	106	--	--	--	--	--	14	1	3	4	22
	FINLAND	WJC	7	0	3	3	--	32	--	--	--	--	--	--	--	--	--	--
2006-07	PELICANS	FIN	49	3	9	12	--	108	--	--	--	--	--	6	1	0	1	6
	FINLAND	WJC	6	2	1	3	--	16	--	--	--	--	--	--	--	--	--	--
2007-08	PELICANS	FIN	53	4	10	14	--	76	--	--	--	--	--	6	1	1	2	8
2008-09	PELICANS	FIN	56	8	16	24	--	144	--	--	--	--	--	10	0	1	1	16
	FINLAND	WC	5	0	1	1	--	4	--	--	--	--	--	--	--	--	--	--
2009-10	MOSCOW DYNAMO	KHL	47	5	11	16	--	44	--	--	--	--	--	4	0	1	1	16
	FINLAND	WC	7	1	0	1	--	0	--	--	--	--	--	--	--	--	--	--
2010-11	MOSCOW DYNAMO	KHL	52	14	12	26	--	70	--	--	--	--	--	6	4	2	6	2
	FINLAND	WC	7	1	0	1	--	0	--	--	--	--	--	--	--	--	--	--
2011-12	MOSCOW DYNAMO	KHL	46	11	13	24	--	58	--	--	--	--	--	20	5	2	7	49
	FINLAND	WC	10	1	0	1	--	4	--	--	--	--	--	--	--	--	--	--
2012-13	TORONTO	NHL	42	4	5	9	-1	18	0	0	3	51	7.8	7	0	0	0	17
	TORONTO	AHL	14	6	3	9	7	22	2	0	1	25	24.0	--	--	--	--	--
	MOSCOW DYNAMO	KHL	13	2	8	10	--	42	--	--	--	--	--	--	--	--	--	--
2013-14	MOSCOW DYNAMO	KHL	52	12	22	34	--	42	--	--	--	--	--	7	3	1	4	22
	FINLAND	OLY	6	0	0	0	--	0	--	--	--	--	--	--	--	--	--	--
	FINLAND	WC	10	1	2	3	--	6	--	--	--	--	--	--	--	--	--	--
	NHL TOTALS		42	4	5	9	-1	18	0	0	3	51	7.8	7	0	0	0	17

NHL FIRSTS

Game: Jan. 19, 2013 at MTL
 Point: Jan. 29, 2013 at BUF (assist)
 Goal: Feb. 9, 2013 at MTL (Carey Price)

NHL SINGLE GAME MILESTONES

HAT TRICKS None
 MOST GOALS 1(4) - Last: Apr. 25, 2013 at FLA
 MOST ASSISTS 1(5) - Last: Apr. 16, 2013 at WSH
 MOST POINTS 1(9) - Last: Apr. 25, 2013 at FLA (1G)

*number of times occurred in parenthesis ().

LONGEST NHL STREAKS

POINTS 2 - Last: Feb. 9 - 11, 2013 (IG, IA)
 GOALS 1 - Last: Apr. 25, 2013 (IG)
 ASSISTS 1 - Last: Apr. 16, 2013 (IA)

REGULAR SEASON OT GOALS

None

REGULAR SEASON PENALTY SHOTS

None

LEAFS SINGLE GAME MILESTONES

See NHL Single Game Milestones
 See NHL Single Game Milestones
 See NHL Single Game Milestones
 See NHL Single Game Milestones

LONGEST LEAFS STREAKS

See Longest NHL Streaks
 See Longest NHL Streaks
 See Longest NHL Streaks

REGULAR SEASON SHOOTOUT ATTEMPTS

None



BORN: SEINAJOKI,
 + FINLAND
DATE: OCTOBER 4, 1984
HEIGHT: 6'
WEIGHT: 204 LBS.
SHOOTS: RIGHT
POSITION: CENTRE

BECAME A LEAF: Signed as a free agent by Toronto, July 3, 2014.

TRANSACTIONS: Originally Chicago's 12th choice, 196th overall, in 2004 Entry Draft. Traded to Anaheim by Chicago with James Wisniewski for Samuel Pahlsson, Logan Stephenson and future considerations, March 4, 2009. Signed as a free agent by Magnitogorsk (KHL), May 26, 2009.

2013-14 SEASON: Played 53 games for Chelyabinsk (KHL) collecting 37 points (15 goals, 22 assists) with 34 penalty minutes. Ranked 1st on Chelyabinsk in goals, assists and points. Played 6 games for Finland at Olympic Winter Games collecting 5 points (1 goal, 4 assists). Ranked 2nd on Finland in assists (tie) and points (tie). Won bronze medal with Finland. Played 10 games for Finland at IIHF World Championship collecting 9 points (3 goals, 6 assists) with 20 penalty minutes. Ranked 2nd on Finland in goals (tie), assists and points. Won bronze medal with Finland.


CAREER: 2012-13: Played 44 games for Chelyabinsk collecting 31 points (12 goals, 19 assists) with 51 penalty minutes. Ranked 2nd on Chelyabinsk in assists and points (tie). Played 25 playoff games for Chelyabinsk collecting 19 points (10 goals, 9 assists) with 12 penalty minutes. Ranked 1st on Chelyabinsk in playoff goals and points. Played 10 games for Finland at IIHF World Championship collecting 16 points (8 goals, 8 assists) with 8 penalty minutes. Ranked 1st on Finland in goals, assists, points and

Vs. NHL	GP	G	A	P	PTM
Anaheim	1	0	0	0	0
Arizona	2	0	0	0	4
Boston	0	0	0	0	0
Buffalo	0	0	0	0	0
Calgary	0	0	0	0	0
Carolina	0	0	0	0	0
Chicago	0	0	0	0	0
Colorado	0	0	0	0	0
Columbus	0	0	0	0	0
Dallas	1	0	1	1	0
Detroit	0	0	0	0	0
Edmonton	1	0	1	1	0
Florida	0	0	0	0	0
Los Angeles	2	0	0	0	2
Minnesota	0	0	0	0	0
Montréal	0	0	0	0	0
Nashville	2	0	2	2	0
New Jersey	0	0	0	0	0
NY Islanders	0	0	0	0	0
NY Rangers	0	0	0	0	0
Ottawa	1	0	0	0	0
Philadelphia	0	0	0	0	0
Pittsburgh	0	0	0	0	0
San Jose	0	0	0	0	0
St. Louis	0	0	0	0	0
Tampa Bay	0	0	0	0	0
Toronto	0	0	0	0	0
Vancouver	2	0	1	1	0
Washington	0	0	0	0	0
Winnipeg	0	0	0	0	0
NHL TOTALS:	12	0	5	5	6

plus/minus (+6). **2011-12:** Played 53 games for Chelyabinsk collecting 37 points (15 goals, 22 assists) with 34 penalty minutes. Ranked 2nd on Chelyabinsk in assists and points (tie). Played 16 playoff games for Chelyabinsk collecting 9 points (3 goals, 6 assists) with 37 penalty minutes. Played 10 games for Finland at IIHF World Championship collecting 2 assists with 4 penalty minutes. **2010-11:** Played 54 games for Magnitogorsk (KHL) collecting 48 points (14 goals, 34 assists) with 36 penalty minutes. Ranked 1st on Magnitogorsk in assists and points. Played 16 playoff games for Magnitogorsk collecting 8 points (2 goals, 6 assists) with 14 penalty minutes. **2009-10:** Played 54 games for Magnitogorsk collecting 22 points (7 goals, 15 assists) with 24 penalty minutes. Played 10 playoff games for Magnitogorsk collecting 4 points (2 goals, 2 assists). **2008-09:** Split season between Rockford (AHL) and Iowa (AHL). Played 61 games for Rockford collecting 53 points (18 goals, 38 assists) with 22 penalty minutes. Traded from Chicago to Anaheim Mar. 4. Despite trade still ranked 3rd in Rockford points. Played 20 games for Iowa collecting 9 points (4 goals, 5 assists) with 8 penalty minutes. **2007-08:** Played 12 games for Chicago collecting 5 assists with 6 penalty minutes. Made NHL debut Nov. 25 at VAN. Collected 1st NHL point (assist) Dec. 19 vs. NSH. Played 66 games for Rockford collecting 68 points (18 goals, 50 assists) with 32 penalty minutes. Ranked 2nd on Rockford in assists and points. Played 12 playoff games for Rockford collecting 10 points (5 goals, 5 assists) with 4 penalty minutes. Ranked 2nd on Rockford in goals (tie) and points. **2006-07:** Played 51 games for Tappara (FIN) collecting 47 points (12 goals, 35 assists) with 50

IF YOU WEREN'T A HOCKEY PLAYER, WHAT WOULD YOU BE?
A HOCKEY COACH
FAVOURITE SECONDARY SPORT:
SOCCER

FAVOURITE MOVIE:
FORREST GUMP
WHAT CAN'T YOU LIVE WITHOUT? MY PHONE



penalty minutes. Ranked 1st on Tappara in assists and points. Played 5 playoff games for Tappara collecting 4 points (1 goal, 3 assists). Ranked 1st on Tappara in playoff assists and points. **2005-06:** Played 56 games for Tappara collecting 44 points (9 goals, 35 assists) with 55 penalty minutes. Ranked 1st on Tappara in assists and points. Played 6 playoff games for Tappara collecting 4 points (1 goal, 3 assists). **2004-05:** Played 54 games for Tappara collecting 25 points (8 goals, 17 assists) with 24 penalty minutes. Ranked 3rd on Tappara in assists. Played 8 playoff games for Tappara collecting 4 points (2 goals, 2 assists) with 2 penalty minutes. Played 1 game for Tappara Jr. (FIN-JR) scoring

1 goal. **2003-04:** Played 39 games for Tappara collecting 13 points (4 goals, 9 assists) with 29 penalty minutes. Played 3 playoff games for Tappara collecting 2 points (1 goal, 1 assist). Played 12 games for Tappara Jr. collecting 15 points (3 goals, 12 assists) with 8 penalty minutes. Played 10 playoff games for Tappara Jr. collecting 8 points (4 goals, 4 assists) with 10 penalty minutes. Played 6 games for Suomi U20 (FIN-JR-2) collecting 2 points (1 goal, 1 assist) with 4 penalty minutes. Played 7 games for Finland at IIHF World Junior Championship collecting 2 points (1 goal, 1 assist) with 2 penalty minutes. Won bronze medal with Finland.

AMATEUR AND PRO RECORD

REGULAR SEASON

PLAYOFFS

SEASON	CLUB	LEAGUE	GP	G	A	PTS	+/-	PIM	PP	SH	GW	S	5%	GP	G	A	PTS	PIM
2003-04	TAPPARA	FIN	39	4	9	13	--	29	--	--	--	--	--	3	1	1	2	0
	TAPPARA Jr.	FIN-JR	12	3	12	15	--	8	--	--	--	--	--	10	4	4	8	10
	SUOMI U20	FIN-JR-2	6	1	1	2	--	4	--	--	--	--	--	--	--	--	--	--
2004-05	FINLAND	WJC	7	1	1	2	--	2	--	--	--	--	--	--	--	--	--	--
	TAPPARA	FIN	54	8	17	25	--	24	--	--	--	--	--	8	2	2	4	2
2005-06	TAPPARA Jr.	FIN-JR	1	1	0	1	--	0	--	--	--	--	--	--	--	--	--	--
2005-06	TAPPARA	FIN	56	9	35	44	--	55	--	--	--	--	--	6	1	3	4	0
2006-07	TAPPARA	FIN	51	12	35	47	--	50	--	--	--	--	--	5	1	3	4	8
	FINLAND	WC	9	2	5	7	--	2	--	--	--	--	--	--	--	--	--	--
2007-08	CHICAGO	NHL	12	0	5	5	5	6	0	0	0	13	0.0	--	--	--	--	--
	ROCKFORD	AHL	66	18	50	68	17	32	7	0	--	--	--	12	5	5	10	4
2008-09	ROCKFORD	AHL	61	15	38	53	3	22	7	1	1	0	--	--	--	--	--	--
	IOWA	AHL	20	4	5	9	-9	8	2	0	--	--	--	--	--	--	--	--
2009-10	MAGNITOGORSK	KHL	54	7	15	22	--	24	--	--	--	--	--	10	2	2	4	0
	FINLAND	WC	7	3	0	3	--	2	--	--	--	--	--	--	--	--	--	--
2010-11	MAGNITOGORSK	KHL	54	14	34	48	--	36	--	--	--	--	--	16	2	6	8	14
2011-12	CHELYABINSK	KHL	53	15	22	37	--	34	--	--	--	--	--	16	3	6	9	37
	FINLAND	WC	10	0	2	2	--	4	--	--	--	--	--	--	--	--	--	--
2012-13	CHELYABINSK	KHL	44	12	19	31	--	51	--	--	--	--	--	25	10	9	19	12
	FINLAND	WC	10	8	8	16	--	8	--	--	--	--	--	--	--	--	--	--
2013-14	CHELYABINSK	KHL	53	15	22	37	--	34	--	--	--	--	--	--	--	--	--	--
	FINLAND	OLY	6	1	4	5	--	0	--	--	--	--	--	--	--	--	--	--
	FINLAND	WC	10	3	6	9	--	20	--	--	--	--	--	--	--	--	--	--
NHL TOTALS			12	0	5	5	5	6	0	0	0	13	0.0	--	--	--	--	--

NHL FIRSTS

Game: Nov. 25, 2007 (CHI) at VAN
Point: Dec. 19, 2007 (CHI) vs. NSH (assist)
Goal: None

NHL SINGLE GAME MILESTONES

HAT TRICKS None
MOST GOALS None
MOST ASSISTS 1(5) - Last: Mar. 2 (CHI) vs. VAN
MOST POINTS 1(5) - Last: Mar. 2 (CHI) vs. VAN

*number of times occurred in parenthesis ().

LONGEST NHL STREAKS

POINTS 2 - Last: Feb. 28 - Mar. 2, 2008 (CHI) (2A)
GOALS None
ASSISTS 2 - Last: Feb. 28 - Mar. 2, 2008 (CHI) (2A)

REGULAR SEASON OT GOALS

None

REGULAR SEASON PENALTY SHOTS

None

LEAFS SINGLE GAME MILESTONES

N/A
N/A
N/A
N/A

LONGEST LEAFS STREAKS

N/A
N/A
N/A

REGULAR SEASON SHOOTOUT ATTEMPTS

2007-08: None
CAREER: None




BORN: FORT SASKATCHEWAN,
ALBERTA,  CANADA
DATE: SEPTEMBER 23, 1983
HEIGHT: 6' 1"
WEIGHT: 206 LBS.
SHOOTS: RIGHT
POSITION: LEFT WING

BECAME A LEAF: Acquired from Anaheim along with Jake Gardiner and a fourth round draft pick (later obtained by San Jose - Fredrik Bergvik) in 2013 in exchange for Francois Beauchemin, February 9, 2011.

TRANSACTIONS: Originally Anaheim's first choice, seventh overall, in 2002 Entry Draft. Traded to Edmonton by Anaheim with Ladislav Smid, Anaheim's first round choice (later obtained by Phoenix - Nick Ross) in 2007 Entry Draft, and Anaheim's first (Jordan Eberle) and second (later obtained by NY Islanders - Travis Hamonic) round choices in 2008 Entry Draft for Chris Pronger, July 3, 2006. Traded to Philadelphia by Edmonton with Jason Smith for Joni Pitkanen, Geoff Sanderson and Philadelphia's third round choice (Cameron Abney) in 2009 Entry Draft, July 1, 2007. Traded to Anaheim by Philadelphia with Luca Sbisa, Philadelphia's first round choice in 2009 (later traded to Columbus - John Moore) and 2010 (Emerson Etem) Entry Drafts and future considerations for Chris Pronger and Ryan Dingle, June 26, 2009.

Vs. NHL	GP	G	A	P	PTM
Anaheim	8	0	3	3	0
Arizona	28	4	4	8	8
Boston	23	6	12	18	12
Buffalo	22	4	8	12	16
Calgary	23	4	4	8	14
Carolina	20	8	6	14	13
Chicago	18	11	7	18	18
Colorado	24	7	5	12	8
Columbus	20	6	8	14	20
Dallas	22	6	9	15	4
Detroit	19	9	6	15	10
Edmonton	16	7	4	11	10
Florida	18	6	7	13	8
Los Angeles	22	5	8	13	20
Minnesota	25	6	4	10	11
Montréal	25	3	5	8	24
Nashville	17	5	2	7	8
New Jersey	23	7	7	14	8
NY Islanders	23	10	9	19	8
NY Rangers	19	3	2	5	12
Ottawa	21	9	9	18	14
Philadelphia	10	3	7	10	11
Pittsburgh	23	11	7	18	17
San Jose	25	7	2	9	19
St. Louis	17	3	10	13	18
Tampa Bay	19	7	16	23	12
Toronto	12	2	4	6	4
Vancouver	24	7	5	12	24
Washington	17	6	13	19	12
Winnipeg	17	12	8	20	6
NHL TOTALS:	600	184	201	385	369

star Oct. 12 vs. EDM. Registered a season-high 5-game point streak (Oct. 2 - 12) with 8 points (5 goals, 3 assists). Missed 2 games (Oct. 25 & 26) due to foot injury. Collected a career-high (tie) 3 assists and named 1st star Nov. 19 vs. NYI. Missed 7 games (Nov. 27 - Dec. 8) due to groin injury. Collected a season-high 4 points (2 goals, 2 assists) and named 2nd star Dec. 14 vs. CHI. Fined \$10,000 for cross checking Jan. 1 at DET (Eaves). Registered a 3-game goal streak (Jan. 4 - 9) with 3 goals. Scored 1st career NHL regular season OT GWG Mar. 8 vs. PHI. Collected 200th career NHL assist Mar. 18 at DET. Missed game (Apr. 3) due to knee injury. Played 600th career NHL game Apr. 5, left game due to injury. Missed final 3 games of regular season due to knee injury. Shootout Stats: 5 for 6.

 **CAREER: 2012-13:** Played 16 games for the Maple Leafs collecting 18 points (11 goals, 7 assists) with 12 penalty minutes. Played 9 games for Yekaterinburg (KHL) collecting 4 points (1 goal, 3 assists) with 4 penalty minutes. Ranked 6th in NHL in points per game (1.12). Ranked 1st on Maple Leafs in shooting percentage (26.2%), 2nd in GWG (3-tie), and 3rd in plus/minus (+8). Missed 25 games (Jan. 24 - Mar. 14) due to broken forearm. Served 2-game suspension (Mar. 21, 23) for illegal check to head Mar. 20 vs. TBL (Victor Hedman). Played 100th career Maple Leafs

 **2013-14 SEASON:** Played 69 games for the Maple Leafs collecting 44 points (22 goals, 22 assists) with 44 penalty minutes. Ranked 3rd on Maple Leafs in goals and shots (191). Scored 2 goals and named 2nd

FAVOURITE TV SHOW:
BREAKING BAD

WHAT CAN'T YOU LIVE WITHOUT? MY GUITAR

IF YOU WEREN'T A HOCKEY PLAYER, WHAT WOULD YOU BE? A MEMBER OF A BAND
FAVOURITE PUMP UP SONG:
ONE BIG HOLIDAY - MY MORNING JACKET



JOFFEY LUPUL

game and scored a goal Mar. 25 at BOS.. Collected 4 points (1 goal, 3 assists), a (+3) rating and named 2nd star Mar. 30 at OTT. Named NHL's 1st Star of the Week (Mar. 31) with 9 points (5 goals, 4 assists) in 4 games. Registered a career-high 6-game goal streak (Mar. 16 - 30) with 8 goals. Registered a 7-game point streak (Mar. 16 - Apr. 4) with 14 points (8 goals, 6 assists). Missed 5 games (Apr. 6 - 15) due to head injury. Collected 100th career Maple Leafs point (goal) Apr. 18 vs. NYI. Shootout Stats: 0-for-1. Played 7 playoff games for the Maple Leafs collecting 4 points (3 goals, 1 assist) with 4 penalty minutes. Ranked 1st (tie) in PPG (1). Scored 2 goals, including 1st Maple Leafs playoff goal and point, registered 8 shots and named 1st star in GM #2 of ECQF May 4 at BOS. Collected 2 points (1 goal, 1 assist), 9 shots and named 2nd star in GM #4 May 8 vs. BOS. **2011-12:** Played 66 games for the Maple Leafs collecting 67 points (25 goals, 42 assists) with 48 penalty minutes. Ranked 2nd on Maple Leafs in goals, assists, points, PPG (8). Ranked 3rd on Maple Leafs in shots (191). Established career-highs in a season for assists and points. Registered 1st Maple Leafs hat-trick with 3 goals in second period Nov. 2 at NJD. Became 1st Leafs player to score 3 goals in a period since Wendel Clark - Nov. 9, 1996 vs. EDM. Collected a season-high (tie) 4 points (1 goal, 3 assists) Nov. 19 vs. WSH. Named NHL's Third Star of the Month (November) with 19 points (7 goals, 12 assists) in 14 games. Registered a career-high (tie) 7-game point streak (Nov. 17 - 30) with 11 points (3 goals, 8 assists). Registered a 6-game point streak (Dec. 5 - 17) with 6 points (3 goals, 3 assists). Collected a season-high (tie) 4 points (1 goal, 3 assists), including 300th career NHL point Jan. 3 vs. TBL. Named NHL's Second Star of the Week (Jan. 9) with 7 points (2 goals, 5 assists) in 3 games. Played 500th career NHL game Feb. 1 vs. PIT. Collected 3 assists Jan. 19 vs. MIN. Scored 2 goals and was assistant captain for Team Chara at 2012 NHL All-Star game Jan. 29 at OTT. Collected 2 assists and set career-high with 54th point of season Feb. 4 vs. Ottawa. Left game Mar. 6 vs. Boston due to shoulder injury. Missed final 16 games (Mar. 7 - Apr. 7) due to shoulder injury. **2010-11:** Played 28 games for the Maple Leafs collecting 18 points (9 goals, 9 assists) with 19 penalty minutes. Played 26 games for Anaheim collecting 13 points (5 goals, 8 assists) with 14 penalty minutes. Played 3 games for Syracuse (AHL) collecting 4 points (1 goal, 3 assists). Made 1st appearance in NHL game on Dec. 5 vs. PHX since Dec. 8, 2009 (PHX vs. ANA). Played 400th career NHL game Dec. 12 vs. NYI. Acquired from Anaheim Feb. 9. Made Maple Leafs debut Feb. 10 vs. NJD. Collected 2 assists, including 1st Maple

Leafs point, Feb. 15 at BOS. Registered a season-high (23:18) of ice-time Feb. 19 vs. OTT. Scored 2 goals, including 1st Maple Leafs goal Feb. 26 vs. PIT. Registered a season-high 4-game point streak (Mar. 31 - Apr. 6) with 6 points (3 goals, 3 assists). **2009-10:** Played 23 games for Anaheim collecting 14 points (10 goals, 4 assists) with 18 penalty minutes and a (+3) rating. Missed 59 games due to a back injury that required surgery on a herniated disc Dec. 17. Collected 100th point with Anaheim (goal) Dec. 6 vs. OTT. **2008-09:** Played 79 games for Philadelphia collecting 50 points (25 goals, 25 assists) with 58 penalty minutes. Ranked 5th on Philadelphia in points. Registered 12 multi-point games. Played 300th career NHL game Oct. 24 at NJD. Collected 100th career NHL assist Feb. 7 at BOS. Scored 2 goals, including 200th career NHL point (1st goal) Mar. 7 vs. NSH. Scored 2 goals including 100th career NHL goal Mar. 28 at NYI. Reached 25-goal mark for 2nd time in career (28, 2005-06). Played 6 playoff games for Philadelphia collecting 2 points (1 goal, 1 assist) with 2 penalty minutes. **2007-08:** Played 56 games for Philadelphia collecting 46 points (20 goals, 26 assists) with 35 penalty minutes. Registered 12-multiple-point games. Registered a five-game point-streak (Oct. 6-18) with 8 points (2 goals, 5 assists). Collected a career-high 6 points (3 goals, 3 assists) and 1st career hat-trick Dec. 11 vs. PIT. Collected 2nd career hat-trick Dec. 15 vs. CAR. Named NHL's Third Star of the Week for the period ending Dec. 16 - played 4 games collecting 10 points (6 goals, 4 assists). Scored 1st penalty shot goal of career Dec. 29 at TBL (Karri Ramo). Missed 14 games (Jan. 8 - Feb. 6) due to a mild concussion and spinal cord contusion. Missed 12 games (Feb. 17 - Mar. 11) with a right ankle sprain. Played 17 playoff games for Philadelphia collecting 10 points (4 goals, 6 assists) with 2 penalty minutes. Scored GWG OT goal in GM #7 of ECQF Apr. 22 at WSH. **2006-07:** Played 81 games for Edmonton collecting 28 points (16 goals, 12 assists) with 45 penalty minutes. Ranked 2nd (tie) on Edmonton in goals. Collected 100th career NHL point (goal) Nov. 30 vs. COL. Played 200th career NHL game Jan. 12 vs. MIN. **2005-06:** Played 81 games for Anaheim collecting 53 points (28 goals, 25 assists) with 48 penalty minutes. Established a career-high for goals. Ranked 3rd on Anaheim in goals and PPG (12); and 4th in points. Ranked 1st on Anaheim in shots (296) and recorded at least 1 shot in 79 of 81 games. Collected a career-high (tie) 3 assists Jan. 9 vs. LAK. **2004-05:** Played 65 games for Cincinnati (AHL) collecting 56 points (30 goals, 26 assists) with 58 penalty minutes. Ranked 1st on Cincinnati in goals and points. Played 12 playoff games for Cincinnati

PAGE 83

(AHL) collecting 12 points (3 goals, 9 assists) with 27 penalty minutes. Ranked 1st on Cincinnati in playoff assists and points. Selected to play in AHL All-Star Game. **2003-04:** Played 75 games for Anaheim in NHL rookie season collecting 34 points (13 goals, 21 assists) with 28 penalty minutes. Ranked 6th in points, 9th (tie) in goals and 5th (tie) in assists. At 20 years, 15 days in debut, became the 5th youngest Anaheim player to appear in a game in franchise history. Made NHL debut, collected 1st NHL point (assist) Oct. 8 vs. DAL. Scored 1st NHL goal Oct. 24 vs. BUF (Martin Biron). Registered a hat-trick at the

2004 NHL YoungStars Game in St. Paul, Minnesota. Played 3 games for Cincinnati (AHL) collecting 5 points (3 goals, 2 assists) with 2 penalty minutes. **2000-03:** Played 191 career games with Medicine Hat (WHL) collecting 240 points (127 goals, 113 assists). In 2001-02 ranked 1st in WHL goals (56) & 2nd in overall points (106). Named to the WHL Eastern Conference First All-Star Team in 2002. Named to Canadian Hockey League's (CHL) First All-Star Team in 2002. Played 6 games for Canada at 2003 World Junior Championship collecting 3 points (2 goals, 1 assist) and won a silver medal.

AMATEUR AND PRO RECORD

REGULAR SEASON

PLAYOFFS

SEASON	CLUB	LEAGUE	GP	G	A	PTS	+/-	PIM	PP	SH	GW	S	%	GP	G	A	PTS	PIM
2000-01	MEDICINE HAT	WHL	69	30	26	56	4	39	16	0	--	--	--	22	3	6	9	2
2001-02	MEDICINE HAT	WHL	72	56	50	106	11	95	19	8	--	--	--	--	--	--	--	--
2002-03	MEDICINE HAT	WHL	50	41	37	78	2	82	15	3	--	--	--	11	4	11	15	20
	CANADA	WJC	6	2	1	3	--	27	--	--	--	--	--	--	--	--	--	--
2003-04	ANAHEIM	NHL	75	13	21	34	-6	28	4	0	2	137	9.5	--	--	--	--	--
	CINCINNATI	AHL	3	3	2	5	4	2	0	0	1	--	--	--	--	--	--	--
2004-05	CINCINNATI	AHL	65	30	26	56	10	58	10	1	9	--	--	12	3	9	12	27
2005-06	ANAHEIM	NHL	81	28	25	53	-13	48	12	2	2	296	9.5	16	9	2	11	31
2006-07	EDMONTON	NHL	81	16	12	28	-29	45	5	0	1	172	9.3	--	--	--	--	--
2007-08	PHILADELPHIA	NHL	56	20	26	46	2	35	7	0	3	176	11.4	17	4	6	10	2
2008-09	PHILADELPHIA	NHL	79	25	25	50	1	58	6	0	4	194	12.9	6	1	1	2	2
2009-10	ANAHEIM	NHL	23	10	4	14	3	18	0	0	0	66	15.2	--	--	--	--	--
2010-11	ANAHEIM	NHL	26	5	8	13	-4	14	2	0	1	54	9.3	--	--	--	--	--
	TORONTO	NHL	28	9	9	18	-7	19	2	0	1	75	12.0	--	--	--	--	--
	SYRACUSE	AHL	3	1	3	4	3	0	0	1	7	7	14.3	--	--	--	--	--
2011-12	TORONTO	NHL	66	25	42	67	1	48	8	0	3	191	13.1	--	--	--	--	--
2012-13	TORONTO	NHL	16	11	7	18	8	12	3	0	3	42	26.2	7	3	1	4	4
	YEKATERINBURG	KHL	9	1	3	4	--	4	--	--	--	--	--	--	--	--	--	--
2013-14	TORONTO	NHL	69	22	22	44	-15	44	6	0	1	191	11.5	--	--	--	--	--
	NHL TOTALS		600	184	201	385	-59	369	55	2	21	1594	11.5	46	17	10	27	39
	LEAFS TOTALS		179	67	80	147	-13	352	18	0	8	499	13.4	7	3	1	4	4

NHL FIRSTS

Game: Oct. 8, 2003 (ANA) vs. DAL
 Point: Oct. 8, 2003 (ANA) vs. DAL (assist)
 Goal: Oct. 24, 2003 (ANA) vs. BUF (Martin Biron)

NHL SINGLE GAME MILESTONES

HAT TRICKS 3 - Last: Nov. 2, 2011 (TOR) at NJD
 MOST GOALS 3(3) - Last: Nov. 2, 2011 (TOR) at NJD
 MOST ASSISTS 3(8) - Last: Nov. 19, 2013 (TOR) vs. NYI
 MOST POINTS 6(1) - Last: Dec. 11, 2007 (PHI) vs. PIT (3G,3A)
 *number of times occurred in parenthesis ()

LONGEST NHL STREAKS

POINTS 7 - Last: Mar. 16 - Apr. 4, 2013 (TOR) (8G,6A)
 GOALS 6 - Last: Mar. 16 - 30, 2013 (TOR) (8G)
 ASSISTS 4 - Last: Oct. 6 - 16, 2007 (ANA) (5A)

REGULAR SEASON OT GOALS

I. Mar. 8, 2014 (TOR) vs. Philadelphia (Mason)

REGULAR SEASON PENALTY SHOTS

I. Dec. 29, 2007 (PHI) at Tampa Bay
 (Ramo, Successful)

LEAFS FIRSTS

Game: Feb. 10, 2011 vs. NJD
 Point: Feb. 15, 2011 at BOS (assist) *2 assists
 Goal: Feb. 26, 2011 vs. PIT (Marc-Andre Fleury) *2 goals

LEAFS SINGLE GAME MILESTONES

1 - Last: Nov. 2, 2011 at NJD
 3(1) - Last: Nov. 2, 2011 at NJD
 3(5) - Last: Nov. 19, 2013 vs. NYI
 4(4) - Last: Dec. 14, 2013 vs. CHI (2G,2A)

LONGEST LEAFS STREAKS


7 - Last: Mar. 16 - Apr. 4, 2013 (8G,6A)
 6 - Last: Mar. 16 - 30, 2013 (8G)
 3 - Last: Mar. 28 - Apr. 4, 2013 (4A)

REGULAR SEASON SHOOTOUT ATTEMPTS

2005-06: Did not score in 2 attempts
 2006-07: Did not score in 2 attempts
 2007-08: Scored 1 goal in 1 attempt
 2008-09: Did not score in 2 attempts
 2009-10: Scored 1 goal in 2 attempts
 2010-11: Scored 1 goal in 5 attempts
 2011-12: Scored 2 goals in 3 attempts
 2012-13: Did not score in 1 attempt
 2013-14: Scored 5 goals in 6 attempts
 CAREER: Scored 10 goals in 24 attempts





BORN: WINNIPEG, MANITOBA,
 CANADA
DATE: OCTOBER 29, 1987
HEIGHT: 6' 5"
WEIGHT: 230 LBS.
SHOOTS: LEFT
POSITION: LEFT WING

BECAME A LEAF: Claimed off waivers by Toronto, January 31, 2013.

TRANSACTIONS: San Jose's 8th choice, 203rd overall, in 2007 Entry Draft.


2013-14 SEASON: Played 27 games for the Maple Leafs registering 77 penalty minutes while going scoreless. Played 6 games for the Toronto Marlies (AHL) registering 39 penalty minutes while going scoreless. Ranked 4th on the Maple Leafs in penalty minutes. Registered 9 fighting majors. Did not play in the preseason. Sustained broken finger Sept. 13 in training camp. Missed 10 games (Oct. 1 - 22) due to broken finger. Missed 2 games (Nov. 29 & 30) due to undisclosed injury. Missed 8 games (Jan. 15 - 30) due to shoulder injury. Played 100th career NHL game Feb. 8 vs. VAN. Assigned to the Marlies Mar. 4. Recalled from the Marlies on emergency Mar. 8. Assigned to the Marlies Mar. 10. Healthy scratch 17 times this season, most recently Mar. 8 vs. PHI. Played 7 playoff games for the Marlies collecting 2 points (1 goal, 1 assist) with 16 penalty minutes. Ranked 1st (tie) on Marlies in playoff penalty minutes.

Vs. NHL	GP	G	A	P	PIM
Anaheim	7	0	1	1	25
Arizona	3	0	2	2	2
Boston	7	1	0	1	10
Buffalo	4	0	0	0	24
Calgary	4	0	0	0	10
Carolina	3	0	0	0	10
Chicago	3	0	0	0	5
Colorado	0	0	0	0	0
Columbus	5	0	0	0	10
Dallas	5	0	0	0	2
Detroit	0	0	0	0	0
Edmonton	3	0	0	0	5
Florida	2	0	0	0	7
Los Angeles	5	0	0	0	7
Minnesota	1	0	0	0	0
Montréal	5	1	0	1	34
Nashville	1	0	1	1	0
New Jersey	3	0	0	0	2
NY Islanders	5	0	0	0	10
NY Rangers	2	0	0	0	0
Ottawa	9	1	0	1	52
Philadelphia	5	0	2	2	10
Pittsburgh	4	0	0	0	5
San Jose	1	0	0	0	2
St. Louis	4	0	0	0	14
Tampa Bay	2	0	0	0	0
Toronto	0	0	0	0	0
Vancouver	3	1	0	1	6
Washington	3	0	1	1	0
Winnipeg	3	0	0	0	12
NHL TOTALS:	102	4	7	11	264

CAREER: 2012-13: Played 35 games for the Maple Leafs collecting 5 points (3 goals, 2 assists) with 102 penalty minutes. Played 1 game for San Jose while going scoreless. Played 26 games for the Worcester Sharks (AHL) collecting 1 assist and 87 penalty minutes. Ranked 8th in NHL penalty minutes. Ranked 2nd on Maple Leafs in penalty minutes. Registered 12 fighting majors this season. Missed game Jan. 31 vs. WSH due to travel after being claimed off waivers. Played 1st career Maple Leafs game Feb. 2 vs. BOS. Collected 1st Maple Leafs point (assist) Feb. 11 vs. PHI. Scored 1st Maple Leafs goal (GWG) Feb. 16 vs. OTT (Craig Anderson). Scored a goal Feb. 27 vs. MTL. Scored GWG Mar. 23 vs. BOS. Healthy scratch 6 times this season, most recently Apr. 25 at FLA. Played 1 playoff game for the Maple Leafs collecting 2 penalty minutes. Made NHL playoff debut in GM #1 of ECQF May 1 at BOS. **2011-12:** Played 7 games for San Jose registering 9 penalty minutes. Played 20 games for Worcester (AHL) 1 assist and 73 penalty minutes. Assigned to Worcester Nov. 12 on a conditioning assignment. Recalled from Worcester Nov. 26. Assigned to Worcester Jan. 20. Suspended by AHL for 3 games due to pregame brawl Apr. 10 vs. Manchester. **2010-11:** Played 9 games for San Jose collecting 22 penalty minutes. Played 40 games for Worcester collecting 4 points (2 goals, 2 assists) with 71 penalty minutes. Registered 4 fighting majors with San

FAVOURITE NHL TEAM
GROWING UP: TORONTO
FAVOURITE BOARD GAME:
CRIBBAGE

SONG YOU'D SING DURING AN
AMERICAN IDOL AUDITION:
LIVING ON A PRAYER- BON JOVI
FAVOURITE SECONDARY
SPORT: SAILING



Jose. Ranked 3rd on Worcester in penalty minutes. **2009-10:** Played 23 games for San Jose collecting 6 points (1 goal, 5 assists) with 54 penalty minutes. Played 52 games for Worcester collecting 15 points (4 goals, 11 assists) with 148 penalty minutes. Made NHL debut and collected 1st career NHL point (assist) Oct. 3 at ANA. Registered 1st NHL fighting major (Derek Dorsett) in 1st San Jose home game Oct. 8 vs. CBJ. Recalled from Worcester and earned an assist Nov. 17 at NSH. Scored 1st career NHL goal Nov. 29 at VAN (Roberto Luongo). Registered 1st career game-misconduct Dec. 3 vs. STL. Ended the season with a 3-game assist streak. Played 11 playoff games for Worcester collecting 37 penalty minutes. Ranked 1st on Worcester in both regular season and playoff penalty minutes. **2008-09:** Played 75 games for Worcester collecting 8 points (7 goals, 1 assist) with 181 penalty minutes. Ranked 1st on Worcester and 4th among AHL rookies in penalty minutes. Registered 21 fighting majors which was a Worcester franchise record and ranked 4th among AHL rookies. Scored 1st professional goal Oct. 11 at Lowell. Played 12 playoff games for Worcester collecting 5 points (1 goal, 4 assists) with 50 penalty minutes. Ranked 1st in AHL playoff penalty minutes. Ranked 6th on team in playoff points (tie) and had a (+3) ranking. **2007-08:** Split WHL season between Portland and Moose Jaw. Began the season as Portland's captain

and was acquired by Moose Jaw in November. Played 18 games for Portland collecting 7 points (4 goals, 3 assists) with 45 penalty minutes. Played 48 games for Moose Jaw collecting 33 points (15 goals, 18 assists) with 119 penalty minutes. Ranked 12th in WHL penalty minutes (164). Played 6 playoff games for Moose Jaw collecting 2 points (1 goal, 1 assist) with 8 penalty minutes. Made professional debut Apr. 2 for Worcester at Springfield. Collected 1st career AHL point (assist) Apr. 11 at Portland. **2006-07:** Played 61 games for Portland collecting 31 points (19 goals, 12 assists) with 186 penalty minutes. Ranked 1st on team in penalty minutes and 7th in WHL. Ranked 2nd on team in goals and PPG (12). Ranked 4th in points. **2005-06:** Played 70 games for Portland collecting 18 points (12 goals, 6 assists) with 194 penalty minutes. Ranked 8th in WHL penalty minutes. Registered 21 fighting majors. Played 12 playoff games for Portland collecting 2 assists and 27 penalty minutes. **2004-05:** Played 71 games for Portland collecting 11 points (6 goals, 5 assists) with 124 penalty minutes. Ranked 6th on team in penalty minutes. **2003-04:** Played 50 games for Portland collecting 3 assists with 44 penalty minutes. Played 1 playoff game for Portland. Selected to play for Team Western, a combined team of the best 16 year-olds from Manitoba and Saskatchewan in the World Under 17 Hockey Challenge.

AMATEUR AND PRO RECORD

REGULAR SEASON

PLAYOFFS

SEASON	CLUB	LEAGUE	GP	G	A	PTS	+/-	PIM	PP	SH	GW	S	%	GP	G	A	PTS	PIM
2003-04	PORTLAND	WHL	50	0	3	3	-5	44	0	0	--	--	--	1	0	0	0	0
2004-05	PORTLAND	WHL	71	6	5	11	-13	124	2	0	--	--	--	7	0	0	0	10
2005-06	PORTLAND	WHL	70	12	6	18	-24	194	1	1	--	--	--	12	0	2	2	27
2006-07	PORTLAND	WHL	61	19	12	31	-23	186	12	2	4	--	--	--	--	--	--	--
2007-08	PORTLAND	WHL	18	4	3	7	1	45	0	0	--	--	--	--	--	--	--	--
	MOOSE JAW	WHL	48	15	18	33	5	119	8	0	--	--	--	6	1	1	2	8
	WORCESTER	AHL	4	0	1	1	0	17	0	0	0	5	0.0	--	--	--	--	--
2008-09	WORCESTER	AHL	75	7	1	8	-11	181	0	0	1	66	10.6	12	1	4	5	50
2009-10	SAN JOSE	NHL	23	1	5	6	6	54	0	0	0	13	7.7	--	--	--	--	--
	WORCESTER	AHL	52	4	11	15	2	148	0	0	1	45	8.9	11	0	0	0	37
2010-11	SAN JOSE	NHL	9	0	0	0	-1	22	0	0	0	1	0.0	--	--	--	--	--
	WORCESTER	AHL	40	2	2	4	-9	71	0	0	0	35	5.7	--	--	--	--	--
2011-12	SAN JOSE	NHL	7	0	0	0	0	9	0	0	0	2	0.0	--	--	--	--	--
	WORCESTER	AHL	20	0	1	1	-5	73	0	0	0	10	0.0	--	--	--	--	--
2012-13	TORONTO	NHL	35	3	2	5	0	102	0	0	2	20	15.0	1	0	0	0	2
	SAN JOSE	NHL	1	0	0	0	0	0	0	0	0	0	0.0	--	--	--	--	--
	WORCESTER	AHL	26	0	1	1	-5	87	0	0	0	26	0.0	--	--	--	--	--
2013-14	TORONTO	NHL	27	0	0	0	-2	77	0	0	0	4	0.0	--	--	--	--	--
	TORONTO	AHL	6	0	0	0	-3	39	0	0	0	7	0.0	7	1	1	2	16
	NHL TOTALS		102	4	7	11	3	264	0	0	2	40	10.0	1	0	0	0	2
	LEAFS TOTALS		62	3	2	5	-2	179	0	0	0	24	12.5	1	0	0	0	2

NHL FIRSTS

Game: Oct. 3, 2009 (SJS) at ANA
 Point: Oct. 3, 2009 (SJS) at ANA (assist)
 Goal: Nov. 29, 2009 (SJS) at VAN (Roberto Luongo)

NHL SINGLE GAME MILESTONES

HAT TRICKS None
 MOST GOALS 1(4) – Last: Mar. 23, 2013 (TOR) vs. BOS
 MOST ASSISTS 1(7) – Last: Apr. 4, 2013 (TOR) vs. PHI
 MOST POINTS 1(11) – Last: Apr. 4, 2013 (TOR) vs. PHI (1A)
 *number of times occurred in parenthesis ().

LONGEST NHL STREAKS

POINTS 3 – Last: Dec. 28 – 31, 2009 (SJS) (3A)
 GOALS 1 – Last: Mar. 23, 2013 (TOR) (IG)
 ASSISTS 3 – Last: Dec. 28 – 31, 2009 (SJS) (3A)

REGULAR SEASON OT GOALS

None

REGULAR SEASON PENALTY SHOTS

None

LEAFS FIRSTS

Game: Feb. 2, 2013 vs. BOS
 Point: Feb. 11, 2013 vs. PHI (assist)
 Goal: Feb. 16, 2013 vs. OTT (Craig Anderson)

LEAFS SINGLE GAME MILESTONES

None
 1(3) – Last: Mar. 23, 2013 vs. BOS
 1(2) – Last: Apr. 4, 2013 vs. PHI
 1(5) – Last: Apr. 4, 2013 vs. PHI

LONGEST LEAFS STREAKS


1 – Last: Apr. 4, 2013 (1A)
 1 – Last: Mar. 23, 2013 (IG)
 1 – Last: Apr. 4, 2013 (1A)

REGULAR SEASON SHOOTOUT ATTEMPTS

None






BORN: WINNIPEG, MANITOBA,
 CANADA
DATE: MARCH 3, 1982
HEIGHT: 6' 3"
WEIGHT: 222 LBS.
SHOOTS: RIGHT
POSITION: RIGHT WING

BECAME A LEAF: Signed as a free agent by Toronto, July 1, 2009.

TRANSACTIONS: Originally signed as a free agent by Boston, September 19, 2001. Claimed off waivers by NY Rangers from Boston, November 29, 2005.

 **2013-14 SEASON:** Played 54 games for the Maple Leafs registering 110 penalty minutes while going scoreless. Ranked 2nd on Maple Leafs in penalty minutes. Registered 6 fighting majors. Registered 2 fighting majors Oct. 1 at MTL. Missed 2 games (Nov. 8 & 9) due to undisclosed injury. Played 200th career Maple Leafs game Nov. 27 at PIT. Missed 10 games (Dec. 5 - 21) due to elbow injury. Missed game Jan. 14 at BOS due to flu. Missed 7 games (Feb. 6 - Mar. 8) due to undisclosed injury. Healthy scratch 8 times this season, most recently Apr. 5 vs. WPG.

 **CAREER: 2012-13:** Played 44 games for the Maple Leafs collecting 4 points (1 goal, 3 assists) with 155 penalty minutes. Ranked 1st in NHL penalty minutes. Registered 13 fighting majors this season. Collected an assist Feb. 9 at MTL. Scored a goal, registered 4 hits and named 2nd star Feb. 11 vs. PHI. Missed 3 games (Feb. 21 - 25) due to lower-body injury. Registered a career-high (14:55) of TOI Feb. 27 vs. MTL (Previous: 13:16 Jan. 8, 2008 w/NYR vs. TBL). Played 400th career NHL game Mar. 7 at BOS. Registered 1000th career NHL penalty minute Mar. 21 at BUF. Collected an assist, a fighting major and named 2nd star Mar. 23 vs. BOS. Healthy scratch Apr. 24 at TBL. Played 7 playoff games for the Maple Leafs collecting 18

Vs. NHL	GP	G	A	P	PIM
Anaheim	7	0	0	0	27
Arizona	6	0	0	0	2
Boston	25	1	1	2	39
Buffalo	32	0	2	2	83
Calgary	7	0	0	0	5
Carolina	23	0	0	0	41
Chicago	6	0	0	0	4
Colorado	5	0	0	0	18
Columbus	6	0	1	1	11
Dallas	6	0	0	0	37
Detroit	3	0	1	1	0
Edmonton	8	0	0	0	56
Florida	22	1	2	3	36
Los Angeles	7	0	0	0	0
Minnesota	5	0	0	0	9
Montréal	29	1	1	2	59
Nashville	5	0	0	0	0
New Jersey	32	1	0	1	58
NY Islanders	34	1	2	3	62
NY Rangers	13	0	0	0	57
Ottawa	30	1	0	1	123
Philadelphia	31	1	1	2	88
Pittsburgh	33	2	0	2	87
San Jose	7	0	0	0	7
St. Louis	5	0	0	0	37
Tampa Bay	20	2	0	2	53
Toronto	15	0	1	1	24
Vancouver	7	0	0	0	24
Washington	25	0	0	0	70
Winnipeg	22	1	0	1	69
NHL TOTALS:	476	12	12	24	1186

penalty minutes. Ranked 1st on team in playoff penalty minutes. **2011-12:** Played 5 games for the Maple Leafs scoring 1 goal with 5 penalty minutes. Played 26 games for the Toronto Marlies (AHL) scoring 1 goal with 46 penalty minutes. Scored a goal Oct. 8 vs. OTT. Assigned to the Marlies Jan. 5. Played 8 playoff games for the Marlies collecting 9 penalty minutes. **2010-11:** Played 46 games for the Maple Leafs scoring 2 goals with 128 penalty minutes. Ranked 1st on Maple Leafs penalty minutes. Scored 1st goal of the season Oct. 13 at PIT. Registered 800th career NHL penalty minute Oct. 15 at NYR. Scored GWG Oct. 26 vs. Florida. Registered a season-high 24 penalty minutes Jan. 1 at OTT. Registered 19 penalty minutes, including 900th career NHL penalty minute, Jan. 19 at NYR. Left game Jan. 20 vs. ANA due to undisclosed injury. Missed 36 games due to injury. **2009-10:** Played 82 games for Toronto collecting 6 points (4 goals, 2 assists) with 239 penalty minutes. Ranked 1st on Leafs and 2nd in NHL in penalty minutes. Ranked 5th in NHL fighting major penalties (23). Registered a career-high in games played (tie), goals, points and penalty minutes in a season. Became 1st Leafs player since 2003-04 (Tie Domi - 208) to register over 200 penalty minutes in a season. Made Maple Leafs debut Oct. 1 vs. MTL. Collected 1st point as a Maple Leaf (assist) Nov. 7 vs. DET. Scored 1st Maple Leafs goal Dec. 1 at MTL (Carey Price). Played 300th career NHL game and scored a goal Jan. 29 at NJD. Registered a season-high 32 penalty minutes Feb. 12 at STL. Scored 3rd goal of season (career-high) Mar. 28 vs. PIT. **2008-09:** Played 82 games for the NY Rangers collecting 5 points (1 goal, 4 assists) with 193 penalty minutes. Set career highs for games

WHAT CAN'T YOU LIVE WITHOUT? MY FAMILY
FAVOURITE MOVIE: GLADIATOR

FAVOURITE ROAD CITY:
 NEW YORK
FAVOURITE BOARD GAME:
 MONOPOLY



COLTON ORR

played (tie), and assists in a season. Ranked 1st on team in penalty minutes. Ranked 3rd in NHL penalty minutes. Played 5 playoff games for the NY Rangers registering 16 penalty minutes **2007-08:** Ranked 1st on team with 159 penalty minutes. Along with Jason Strudwick named co-recipient of the Players' Player Award, as voted by the NY Rangers players. Scored 1st goal of season, a GWG, Nov. 21 at TBL. Missed last 5 games of season with broken foot. **2006-07:** Played 53 games for the NY Rangers collecting 3 points (2 goals, 1 assist) with 126 penalty minutes. Ranked 3rd on the team and 18th in the NHL in penalty minutes. Scored 1st career NHL goal, GWG, Feb. 9 vs. TBL (Johan Holmqvist). **2005-06:** Played 20

games for Boston registering 27 penalty minutes. Played 15 games for the NY Rangers collecting 1 assist and 44 penalty minutes. Collected 1st NHL point (assist) Mar. 29 at NYI. **2004-05:** Played 61 games for Providence (AHL) collecting 7 points (1 goal, 6 assists) with 279 penalty minutes. **2003-04:** Played 1st career NHL game Jan. 8 vs. PIT. Played 64 games for Providence collecting 5 points (1 goal, 4 assists) with 257 penalty minutes. **2002-03:** Played 1 game for Providence collecting 7 penalty minutes. **1998-2003:** Played 4 seasons in the Western Hockey League with Swift Current, Kamloops and Regina. Played 162 career WHL games collecting 28 points (19 goals, 9 assists) with 570 penalty minutes.

AMATEUR AND PRO RECORD

REGULAR SEASON

PLAYOFFS

SEASON	CLUB	LEAGUE	GP	G	A	PTS	+/-	PIM	PP	SH	GW	S	5%	GP	G	A	PTS	PIM
1998-99	SWIFT CURRENT	WHL	2	0	0	0	-1	0	0	0	--	--	--	--	--	--	--	--
1999-00	SWIFT CURRENT	WHL	61	3	2	5	1	130	0	0	0	--	--	12	1	0	1	25
2000-01	SWIFT CURRENT	WHL	19	0	4	4	1	67	0	0	--	--	--	--	--	--	--	--
	KAMLOOPS	WHL	41	8	1	9	-7	179	1	0	--	--	--	3	0	0	0	20
2001-02	KAMLOOPS	WHL	1	0	0	0	0	7	0	0	--	--	--	2	0	0	0	2
2002-03	KAMLOOPS	WHL	3	2	0	2	1	17	1	0	--	--	--	--	--	--	--	--
	REGINA	WHL	37	6	2	8	-1	170	3	0	--	--	--	3	0	0	0	19
	PROVIDENCE	AHL	1	0	0	0	0	7	0	0	0	1	0.0	--	--	--	--	--
2003-04	BOSTON	NHL	1	0	0	0	-1	0	0	0	0	0	0.0	--	--	--	--	--
	PROVIDENCE	AHL	64	1	4	5	-6	257	0	0	0	--	--	2	0	0	0	9
2004-05	PROVIDENCE	AHL	61	1	6	7	-6	279	0	0	0	--	--	17	1	0	1	44
2005-06	BOSTON	NHL	20	0	0	0	0	27	0	0	0	1	0.0	--	--	--	--	--
	NY RANGERS	NHL	15	0	1	1	1	44	0	0	0	0	0.0	1	0	0	0	2
2006-07	NY RANGERS	NHL	53	2	1	3	-2	126	0	0	1	23	8.7	4	0	0	0	12
2007-08	NY RANGERS	NHL	74	1	1	2	-13	159	0	0	1	24	4.2	2	0	0	0	0
2008-09	NY RANGERS	NHL	82	1	4	5	-15	193	0	0	0	40	2.5	5	0	0	0	16
2009-10	TORONTO	NHL	82	4	2	6	-4	239	0	0	1	43	9.3	--	--	--	--	--
2010-11	TORONTO	NHL	46	2	0	2	-1	128	0	0	1	14	14.3	--	--	--	--	--
2011-12	TORONTO	NHL	5	1	0	1	1	5	0	0	0	3	33.3	--	--	--	--	--
	TORONTO	AHL	26	1	0	1	-4	46	0	0	0	9	11.1	8	0	0	0	9
2012-13	TORONTO	NHL	44	1	3	4	4	155	0	0	0	13	7.7	7	0	0	0	18
2013-14	TORONTO	NHL	54	0	0	0	-3	110	0	0	0	12	0.0	--	--	--	--	--
	NHL TOTALS		476	12	12	24	-33	1186	0	0	4	173	6.9	19	0	0	0	48
	LEAFS TOTALS		231	8	5	13	-3	637	0	0	0	85	9.4	7	0	0	0	18

NHL FIRSTS

Game: Jan. 8, 2004 (BOS) vs. PIT
 Point: Mar. 29, 2006 (NYR) at NYI
 Goal: Feb. 9, 2007 (NYR) vs. TBL

NHL SINGLE GAME MILESTONES

HAT TRICKS None
 MOST GOALS 1 (12) - Last: Feb. 11, 2013 (TOR) vs. PHI
 MOST ASSISTS 1 (12) - Last: Mar. 23, 2013 (TOR) vs. BOS
 MOST POINTS 1 (24) - Last: Mar. 23, 2013 (TOR) vs. BOS (IA)
 *number of times occurred in parenthesis ().

LONGEST NHL STREAKS

POINTS 2 - Last: Feb. 9 - 11, 2013 (TOR) (IG, IA)
 GOALS 1 - Last: Feb. 11, 2013 (TOR) (IG)
 ASSISTS 1 - Last: Mar. 23, 2013 (TOR) (IA)

REGULAR SEASON OT GOALS

None

REGULAR SEASON PENALTY SHOTS

None

LEAFS FIRSTS

Game: Oct. 1, 2009 vs. MTL
 Point: Nov. 7, 2009 vs. DET (assist)
 Goal: Dec. 1, 2009 at MTL (Carey Price)

LEAFS SINGLE GAME MILESTONES

None
 1 (8) - Last: Feb. 11, 2013 vs. PHI
 1 (5) - Last: Mar. 23, 2013 vs. BOS
 1 (13) - Last: Mar. 23, 2013 vs. BOS (IA)

LONGEST LEAFS STREAKS

2 - Last: Feb. 9 - 11, 2013 (IG, IA)
 1 - Last: Feb. 11, 2013 (IG)
 1 - Last: Mar. 23, 2013 (IA)

REGULAR SEASON SHOOTOUT ATTEMPTS

2005-06: None
 2006-07: None
 2007-08: None
 2008-09: None
 2009-10: None
 2010-11: None
 2011-12: None
 2012-13: None
 2013-14: None

PAGE 91



BORN: EDMONTON, ALBERTA,



CANADA

DATE: APRIL 10, 1985

HEIGHT: 6' 3"

WEIGHT: 220 LBS.

SHOOTS: LEFT

POSITION: DEFENCE

BECAME A LEAF: Acquired from Calgary along with Fredrik Sjostrom and Keith Aulie for Niklas Hagman, Jamal Mayers, Matt Stajan and Ian White, January 31, 2010.

TRANSACTIONS: Originally Calgary's first choice, ninth overall, in 2003 Entry Draft.

2013-14 SEASON: Played 80 games for the Maple Leafs collecting 31 points (8 goals, 23 assists) with 144 penalty minutes. Ranked 1st on Maple Leafs in penalty minutes and TOI/game (23:33), 2nd in hits (227) and blocked shots (156), and 3rd in plus/minus (+2-tie). Maple Leafs were 20-3-5 when Phaneuf collected a point. Scored 19,000th goal in Toronto franchise history (Leafs-St. Pats-Arenas) Oct. 1 at MTL. Suspended 2 games (Dec. 10 & 11) for boarding Dec. 8 vs. BOS (Miller). Collected 2 assists, a (+2) rating and 2nd highest TOI (28:24) ever in an NHL outdoor game Jan. 1 at DET (Winter Classic). Registered a season-high (30:41) TOI Mar. 1 at MTL. Collected 100th career Maple Leafs assist Mar. 8 vs. PHI. Collected 2 points (1 goal, 1 assist) and 3rd star Mar. 16 at WSH. Played 300th career Maple Leafs game Apr. 8 at TBL.

CAREER: 2012-13: Played 48 games for the Maple Leafs collecting 28 points (9 goals, 19 assists) with 65 penalty minutes. Ranked 11th in NHL TOI/game (25:10). Ranked 5th among NHL defencemen in goals (tie), 9th in points and 6th in hits (131). Ranked

Vs. NHL	GP	G	A	P	PIM
Anaheim	22	3	10	13	53
Arizona	23	6	7	13	33
Boston	25	2	7	9	28
Buffalo	24	4	9	13	50
Calgary	6	0	0	0	24
Carolina	18	5	9	14	20
Chicago	23	3	11	14	23
Colorado	38	6	14	20	38
Columbus	25	3	5	8	56
Dallas	22	3	9	12	15
Detroit	24	7	10	17	24
Edmonton	40	9	19	28	46
Florida	18	2	8	10	29
Los Angeles	23	5	8	13	46
Minnesota	35	7	9	16	40
Montréal	29	9	14	23	32
Nashville	22	5	11	16	32
New Jersey	19	1	3	4	23
NY Islanders	18	3	6	9	10
NY Rangers	20	2	4	6	34
Ottawa	27	2	6	8	46
Philadelphia	19	2	10	12	54
Pittsburgh	18	1	12	13	12
San Jose	23	4	10	14	30
St. Louis	24	4	12	16	48
Tampa Bay	17	4	8	12	20
Toronto	6	2	3	5	6
Vancouver	38	7	11	18	44
Washington	15	1	6	7	12
Winnipeg	19	2	6	8	17
NHL TOTALS:	680	114	257	371	945

1st on Maple Leafs in OTG (1-tie), and TOI/game, 2nd in blocked shots (91), and 3rd in hits. Ranked 1st among Maple Leafs defencemen in goals. Maple Leafs were 8-1-0 when Phaneuf scored a goal this season. Registered a 5-game point streak (Feb. 9 - 18) with 6 points (2 goals, 4 assists). Scored 100th career NHL goal and collected an assist Feb. 21 vs. BUF. Scored GWG in OT Feb. 28 at NYI. Registered 10 hits Mar. 4 vs. NJD. Played 200th career Maple Leafs game, collected 3 assists and named 3rd star Mar. 9 vs. PIT. Collected 3 points (1 goal, 2 assists), a (+3) rating and named 1st star Mar. 28 vs. CAR. Played 600th career NHL game Apr. 27 vs. MTL. Played 7 playoff games for the Maple Leafs collecting 3 points (1 goal, 2 assists) with 6 penalty minutes. Ranked 1st on team in playoff TOI/game (25:22). Collected 1st Maple Leafs playoff point (assist) in GM #2 of ECQF May 4 at BOS. Scored 1st Maple Leafs playoff goal (Tuukka Rask) and named 3rd star in GM #6 May 12 vs. BOS. **2011-12:** Played 82 games for the Maple Leafs collecting 44 points (12 goals, 32 assists) with 92 penalty minutes. Ranked 1st on the Maple Leafs in TOI/game (25:17) and penalty minutes. Ranked 2nd in shots (202), hits (214) and blocked shots (127). Ranked 3rd in assists and PPG (7). 1 of 2 players on Maple Leafs to play in all 82 regular season games. Played 100th career Maple Leafs game Oct. 24 at PHI. Played 500th career NHL game Dec. 13 vs. CAR. Collected 200th career NHL assist Dec. 23 at NYI. Collected a goal and an assist, and tied a career-high with 9 shots Jan. 3 vs. TBL. Named to 2012 NHL All-Star Game

FONDEST OUTDOOR HOCKEY MEMORY: SKATING ON THE BACKYARD RINK MY DAD BUILT

CHILDHOOD HOCKEY IDOL: WAYNE GRETZKY

IF YOU WEREN'T A HOCKEY PLAYER? A LAWYER

FAVOURITE RESTAURANT: BARBARIAN STEAKHOUSE



in Ottawa Jan. 5. 1st Leaf player to be voted in by fans since Sundin/Joseph in 2000. Registered a 4-game point streak (Dec. 31 - Jan. 7) with 6 points (2 goals, 4 assists). Registered a season-high (30:35) TOI Jan. 24 at NYI. Played for Team Chara at 2012 NHL All-Star Game Jan. 29 at Ottawa. Collected 2 assists, including 300th career NHL point, 7 hits and 7 blocked shots Feb. 6 vs. EDM. Collected 3 assists Feb. 28 vs. FLA. Selected to play for Canada at IIHF World Championship. Named alternate captain for Canada. Played 8 games for Canada scoring 2 goals with 4 penalty minutes. Ranked 1st on Canada in plus/minus (+8). **2010-11:** Played 66 games for the Maple Leafs collecting 30 points (8 goals, 22 assists) with 88 penalty minutes. Ranked 1st on Maple Leafs in TOI/game (25:18); 2nd in penalty minutes and in hits (186); and 3rd in shots (190) and blocked shots (121). Ranked 1st among team defencemen in goals, assists, points and PPG (3). Missed 16 games (Nov. 3 - Dec. 8) due to leg injury. Collected a season-high 2 goals, 3 points and named 1st star Mar. 16 at CAR. Registered a 4-game point streak (Mar.10 -16) collecting 6 points (3 goals, 3 assists). Collected an assist and tied a season-high (30:23) TOI Mar. 26 at DET. Tied a season-high with (30:23) TOI Mar. 31 at BOS. Selected to play for Canada at IIHF World Championship. Named alternate captain for Canada. Played 7 games for Canada collecting 3 assists with 8 penalty minutes. Ranked 1st on Canada in average ice-time per game (22:51). **2009-10:** Named Toronto Maple Leafs captain June 14, 2010. Played 26 games for the Maple Leafs collecting 10 points (2 goals, 8 assists) with 34 penalty minutes. Played 55 games for Calgary collecting 22 points (10 goals, 12 assists) with a (+3) rating and 49 penalty minutes. Ranked 1st among Maple Leafs players in hits (194) and 2nd in TOI/game (24:14). Registered a career-high 6-game point streak (Oct. 1 - 12) with 6 points (3 goals, 3 assists). Made Maple Leafs debut, registered 4 shots, 6 hits, a (+1) rating, 3 blocked shots, 5 penalty minutes in (24:21) TOI Feb. 2 vs. NJD. Registered 1st Maple Leafs point (assist) Feb. 6 vs. OTT. Played 400th career NHL game Apr. 1 vs. BUF. Scored 1st Maple Leafs goal Apr. 7 at NYR (Henrik Lundqvist). Scored GWG in overtime Apr. 10 at MTL. **2008-09:** Played 80 games for Calgary collecting 47 points (11 goals, 36 assists) with 100 penalty minutes. Ranked 6th on team in points and 15th among NHL defencemen in points. Ranked 1st among NHL defencemen in shots on goal (277) and 5th in TOI/game (26:31). Registered a career-high (34:37) TOI Nov. 2 at ANA. Played 300th career NHL game Feb. 17 vs. VAN. Missed the last 2 games of the regular season. Played 5 playoff games for Calgary collecting 3 assists with 4 penalty minutes. **2007-08:** Runner-up for Norris Trophy as the NHL's top defenceman. Ranked 1st among Calgary

defencemen in goals (17), assists (43) and points (60). Ranked 2nd (tie) among NHL defencemen in goals, 5th in points, and 6th in assists. Set career-high for assists and points in a season. Ranked 1st on Calgary in TOI/game (26:25) and 2nd in NHL. Ranked 1st on Calgary in penalty minutes and 9th in NHL (182). Ranked 1st among all NHL defencemen in shots on goal (263). Ranked 6th among NHL defencemen in hits (194). Collected 100th career NHL point Oct. 4 vs. PHI. Registered a career-high for assists and points in a game (5 assists) Dec. 13 at TBL. Played 200th career NHL game Dec. 29 vs. ANA. Voted to Western Conference Starting Line-up for NHL All-Star Game Jan. 8. Won the Breakaway competition at 2008 NHL Skills Competition at All-Star Weekend in Atlanta on Jan. 26, and scored a goal at All-Star Game Jan. 27. Collected 100th career assist Mar. 20 vs. COL. In playoffs ranked 2nd on team in goals (3), assists (4) and points (7). Ranked 1st on playoff team in ice-time per game (27:06). **2006-07:** Ranked 1st among Calgary defencemen in goals (17), assists (33) and points (50). Ranked 1st on team in TOI/game (25:39). Played 100th career NHL game Nov. 21 at EDM. Named to Western Conference All-Star Team. Collected 2 points (1 goal, 1 assist) at All-Star Game Jan. 24 at Dallas. Returned to lineup after missing 2 games (flu) Apr. 3 vs. COL. Played in all 6 playoff games collecting 1 goal and 7 penalty minutes. Won gold medal with Canada at IIHF World Championship. Ranked 2nd (tie) among defencemen in tournament points (8) and 3rd (tie) in assists (8). **2005-06:** Played all 82 games for Calgary in rookie NHL season. Collected 49 points (20 goals, 29 assists), 16 PPG, 7 GWG and 93 penalty minutes. Nominated for the Calder Trophy as the NHL's top rookie. Set Calgary record for most goals by a rookie defenceman and 2nd in most points. Became just 3rd rookie defenceman in NHL history to score at least 20 goals (Leetch-23 in '88-89 & Beck-22 in '77-78). Ranked 1st among NHL defenceman in PPG and 2nd in goals. Ranked 6th among NHL rookies in scoring and 1st among NHL rookie defencemen. Ranked 3rd (tie) on Calgary in goals, 3rd in assists, 3rd in points, 3rd in penalty minutes, 2nd in PPG, 1st in PP points and 1st (tie) in GWG. Played 1st career NHL game Oct. 5 at MIN. Scored 1st career NHL goal and 1st career NHL assist Oct. 10 at COL (David Aebischer). Named NHL Rookie of the Month for November after collecting 9 points (3 goals, 6 assists) in 13 games. Scored 20th goal of the season Apr. 13 vs. COL. Made NHL playoff debut playing in all 7 games vs. ANA collecting 1 goal and 7 penalty minutes. Made NHL playoff debut in GM #1 of WCQF Apr. 21 vs. ANA. Scored 1st career NHL playoff goal in GM #2 Apr. 23 vs. ANA (Jean-Sebastien Giguere). **2004-05:** Played 55 games for Red Deer (WHL) in final junior season and collected 56 points (24

goals, 32 assists) with 73 penalty minutes. Named to WHL East First All-Star Team and WHL Defenceman of the Year (second consecutive season). Named Captain of Team WHL for Canada-Russia Challenge series. Played 7 playoff games for Red Deer collecting 5 points (1 goal, 4 assists) with 12 penalty minutes. Won gold medal with Canada at IIHF World Junior Championship. Named to tournament's All-Star Team after posting 6 points (1 goal, 5 assists) in 6 games. **2003-04:** Played 62 games for Red Deer collecting 43 points (19 goals, 24 assists) with 126 penalty minutes. Named to WHL East First All-Star Team, the WHL Defenceman of the Year and CHL First-All Star Team. Played 19 playoff games for Red

Deer and collected 11 points (2 goals, 9 assists) with 30 penalty minutes. Won a silver medal with Canada at IIHF World Junior Championship. Named to tournament's All-Star Team and a runner-up for defenceman of Championship after collecting 4 points (2 goals, 2 assists) in 6 games. **2002-03:** Played 71 games for Red Deer collecting 30 points (16 goals, 14 assists) with 185 penalty minutes. Ranked 3rd on team in penalty minutes. Played 23 playoff games and collected 14 points (7 goals, 7 assists) with 34 penalty minutes. **2001-02:** Played 67 games in first season with Red Deer collecting 17 points (5 goals, 12 assists) with 170 penalty minutes. Collected 2 assists in 21 playoff games.

AMATEUR AND PRO RECORD

REGULAR SEASON

PLAYOFFS

SEASON	CLUB	LEAGUE	GP	G	A	PTS	+/-	PIM	PP	SH	GW	S	5	%%	GP	G	A	PTS	PIM
2000-01	SOUTHGATE	AMBHL	35	15	50	65	--	208	--	--	--	--	--	--	4	3	4	7	15
2001-02	RED DEER	WHL	67	5	12	17	21	170	1	0	--	--	--	--	21	0	2	2	14
2002-03	RED DEER	WHL	71	16	14	30	28	185	6	0	--	--	--	23	7	7	14	34	
2003-04	RED DEER	WHL	62	19	24	43	11	126	8	0	--	--	--	19	2	9	11	30	
	CANADA	WJC	6	2	2	4	--	29	--	--	--	--	--	--	--	--	--	--	--
2004-05	RED DEER	WHL	55	24	32	56	15	73	12	--	--	--	--	7	1	4	5	12	
	CANADA	WJC	6	1	5	6	--	14	--	--	--	--	--	--	--	--	--	--	--
2005-06	CALGARY	NHL	82	20	29	49	5	93	16	0	7	242	8.3	7	1	0	1	7	
2006-07	CALGARY	NHL	79	17	33	50	10	98	13	0	4	230	7.4	6	1	0	1	7	
	CANADA	WC	7	0	8	8	--	2	--	--	--	--	--	--	--	--	--	--	--
2007-08	CALGARY	NHL	82	17	43	60	12	182	10	1	4	263	6.5	7	3	4	7	4	
2008-09	CALGARY	NHL	80	11	36	47	-11	100	4	0	4	277	4.0	5	0	3	3	4	
2009-10	CALGARY	NHL	55	10	12	22	3	49	5	0	2	138	7.2	--	--	--	--	--	
	TORONTO	NHL	26	2	8	10	-2	34	0	0	1	87	2.3	--	--	--	--	--	
2010-11	TORONTO	NHL	66	8	22	30	-2	88	3	0	1	190	4.2	--	--	--	--	--	
	CANADA	WC	7	0	3	3	--	8	--	--	--	--	--	--	--	--	--	--	--
2011-12	TORONTO	NHL	82	12	32	44	-10	92	7	0	1	202	5.9	--	--	--	--	--	
	CANADA	WC	8	2	0	2	--	4	--	--	--	--	--	--	--	--	--	--	--
2012-13	TORONTO	NHL	48	9	19	28	-4	65	3	0	1	88	10.2	7	1	2	3	6	
2013-14	TORONTO	NHL	80	8	23	31	2	144	2	0	0	145	5.5	--	--	--	--	--	
	NHL TOTALS		680	114	257	371	3	945	63	1	25	1862	6.1	32	6	9	15	28	
	LEAFS TOTALS		302	39	104	143	-16	423	15	0	4	712	6.6	7	1	2	3	6	

NHL FIRSTS

Game: Oct. 5, 2005 (CGY) at MIN
 Point: Oct. 10, 2005 (CGY) at COL (goal) *1 goal, 1 assist
 Goal: Oct. 10, 2005 (CGY) at COL (David Aebischer)

LEAFS FIRSTS

Game: Feb. 2, 2010 vs. NJD
 Point: Feb. 6, 2010 vs. OTT (assist)
 Goal: Apr. 7, 2010 at NYR (Henrik Lundqvist)

NHL SINGLE GAME MILESTONES

HAT TRICKS None
 MOST GOALS 2(5) - Last: Mar. 16, 2011 (TOR) at CAR
 MOST ASSISTS 5(1) - Last: Dec. 13, 2007 (CGY) at TBL
 MOST POINTS 5(1) - Last: Dec. 13, 2007 (CGY) at TBL (5A)
 *number of times occurred in parenthesis ()

LEAFS SINGLE GAME MILESTONES

None
 2(1) - Last: Mar. 16, 2011 at CAR
 3(2) - Last: Mar. 9, 2013 vs. PIT
 3(4) - Last: Mar. 28, 2013 vs. CAR (1G, 2A)

LONGEST NHL STREAKS

POINTS 6 - Last: Oct. 1 - 12, 2009 (CGY) (3G, 3A)
 GOALS 2 - Last: Mar. 13 - 16, 2014 (TOR) (2G)
 ASSISTS 4 - Last: Feb. 9 - 17, 2008 (CGY) (5A)

LONGEST LEAFS STREAKS

5 - Last: Feb. 9 - 18, 2013 (2G, 4A)
 2 - Last: Mar. 13 - 16, 2014 (2G)
 4 - Last: Feb. 28 - Mar. 6, 2012 (6A)

REGULAR SEASON OT GOALS

1. Feb. 10, 2006 (CGY) vs. St. Louis (Lalime)
 2. Nov 5, 2009 (CGY) at St. Louis (Mason)
 3. Apr. 10, 2010 (TOR) at wMontreal (Halak)
 4. Apr. 7, 2012 (TOR) vs. Tampa Bay (Roloson)
 5. Feb. 28, 2013 (TOR) at NY Islanders (Nabokov)

REGULAR SEASON SHOOTOUT ATTEMPTS

2005-06: Did not score in 1 attempt
 2006-07: Did not score in 2 attempts
 2007-08: Did not score in 3 attempts
 2008-09: None
 2009-10: None
 2010-11: None
 2011-12: None
 2012-13: Did not score in 1 attempt
 2013-14: None
 CAREER: Did not score in 7 attempts

REGULAR SEASON PENALTY SHOTS

None





BORN: OSTRAVA,
 CZECH REPUBLIC

DATE: APRIL, 28, 1986

HEIGHT: 6' 1"


WEIGHT: 236 LBS.

SHOOTS: RIGHT

POSITION: DEFENCE

BECAME A LEAF: Acquired from St. Louis for Carl Gunnarsson and Calgary's fourth round pick in 2014 Entry Draft (previously acquired, Ville Husso).

TRANSACTIONS: Originally St. Louis' sixth choice, 180th overall, in 2004 Entry Draft.

 **2013-14 SEASON:** Played 72 games for St. Louis collecting 13 points (4 goals, 9 assists) with 71 penalty minutes. Ranked 1st among St. Louis defencemen in hits (151). Tied a career-high for goals in a season. St. Louis was 47-19-7 when he collected a point a regular season game over his career. Played 400th career NHL game Feb. 26 at VAN. Registered 300th career penalty minute Mar. 22 at PHI. Finished 1st in St. Louis training camp fitness testing for 2nd consecutive season. Played 6 playoff games for St. Louis collecting 1 assist with 4 penalty minutes.

 **CAREER: 2012-13:** Played 48 games for St. Louis collecting 6 points (1 goal, 5 assists) with 48 penalty minutes. Ranked 3rd on St. Louis in hits (110) and blocked shots (78). Registered a career-high 17 penalty minutes Apr. 4 at CHI. Played 6 playoff games for St. Louis collecting 1 assist with 2 penalty minutes. Collected 1st career NHL playoff point (assist) in GM #6 of WCQF May 10 vs. LAK. **2011-12:** Played 77 games for St. Louis collecting 11 assists with 57 penalty minutes. Ranked 1st among St. Louis

Vs. NHL	GP	G	A	P	PTM
Anaheim	23	0	2	2	12
Arizona	22	1	3	4	15
Boston	6	0	1	1	4
Buffalo	6	0	1	1	0
Calgary	22	0	2	2	18
Carolina	7	1	2	3	2
Chicago	32	2	2	4	34
Colorado	21	0	0	0	18
Columbus	25	0	4	4	23
Dallas	22	1	5	6	18
Detroit	29	2	4	6	10
Edmonton	20	1	4	5	31
Florida	7	0	1	1	4
Los Angeles	19	0	3	3	24
Minnesota	25	2	6	8	12
Montréal	6	0	0	0	4
Nashville	27	0	4	4	11
New Jersey	5	0	2	2	9
NY Islanders	6	0	1	1	4
NY Rangers	6	1	2	3	2
Ottawa	6	0	2	2	0
Philadelphia	5	0	2	2	6
Pittsburgh	7	0	0	0	2
San Jose	21	1	5	6	8
St. Louis	0	0	0	0	0
Tampa Bay	7	0	1	1	0
Toronto	6	0	1	1	7
Vancouver	20	0	5	5	23
Washington	6	0	1	1	4
Winnipeg	10	1	0	1	14
NHL TOTALS:	424	13	66	79	319


defencemen in hits (173), 2nd in blocked shots (141) and 3rd (tie) in penalty minutes. Registered 200th career penalty minute Mar. 1 at VAN. Played 300th career NHL game Mar. 17 at TBL. Played 9 playoff games for St. Louis collecting 19 penalty minutes while going scoreless. Ranked 3rd on St. Louis in playoff penalty minutes. **2010-11:** Played 55 games for St. Louis collecting 12 points (3 goals, 9 assists) with 33 penalty minutes. Ranked 2nd on St. Louis in shorthanded TOI/game (2:12), 4th in TOI/game, 4th in hits and 5th in blocked shots. Played 200th career NHL game Feb. 8 at FLA. **2009-10:** Played 78 games for St. Louis collecting 21 points (4 goals, 17 assists) with 59 penalty minutes. Established career highs for games played, goals (tie), assists and points. Ranked 3rd on St. Louis in plus/minus (+7). Played 100th career NHL game Oct. 17 at Anaheim. Registered 100th career penalty minute Mar. 20 at NJD. Scored GWG Jan. 16 vs. NY Rangers. Played 5 games for the Czech Republic at Olympics collecting 4 penalty minutes. **2008-09:** Played 69 games for St. Louis collecting 15 points (1 goal, 14 assists) with 45 penalty minutes. Scored 1st career NHL goal Dec. 20 vs. MIN (Niklas Backstrom). Registered a career-high TOI (30:52) Jan. 2 at CAR. Registered a career-high 3 game point streak (Jan. 3 - 11) collecting 3 assists. Played 4 playoff games for St. Louis. Played 1st career playoff game in GM #1 WCQF Apr. 15 vs. VAN. Played 7 games for Czech Republic at IHF World Championship collecting 1 assist with 6 penalty minutes. **2007-08:** Played 6

FAVOURITE TV SHOW:
GAME OF THRONES

FAVOURITE NHL TEAM
GROWING UP: TORONTO

FAVOURITE ROAD CITY:
VANCOUVER

FAVOURITE SECONDARY
SPORT: SOCCER



games for St. Louis collecting 1 assist. Collected 1st NHL point (assist) Mar. 15 at ANA. Played 34 games for Peoria (AHL) collecting 7 assists with 33 penalty minutes. **2006-07:** Played 19 games for St. Louis collecting 6 penalty minutes. Played 1st career NHL game Oct. 9 at ANA. Played 53 games for Peoria (AHL) collecting 12 points (4 goals, 8 assists) with 66 penalty minutes. **2005-06:** Played 37 games for Vitkovice of Czech Hockey League collecting 1 assist with 16 penalty minutes. Played 6 playoff games for Vitkovice collecting 6 penalty minutes. Played 6 games for

Czech Republic at IHF World Junior Championship collecting 2 assists with 6 penalty minutes. **2004-05:** Played 65 games for Kootenay (WHL) collecting 23 points (5 goals, 18 assists) with 85 penalty minutes. Played 9 playoff games for Kootenay collecting 6 assists. Played 7 games for Czech Republic at IHF World Junior Championship collecting 2 assists with 4 penalty minutes. Won bronze medal with Czech Republic.

AMATEUR AND PRO RECORD		REGULAR SEASON											PLAYOFFS					
SEASON	CLUB	LEAGUE	GP	G	A	PTS	+/-	PIM	PP	SH	GW	S	%	GP	G	A	PTS	PIM
2001-02	HC OSTRAVA Jr.	CZE-JR	46	4	9	13	--	84	--	--	--	--	--	--	--	--	--	--
2002-03	HC OSTRAVA Jr.	CZE-JR	32	3	12	15	--	34	--	--	--	--	--	--	--	--	--	--
2003-04	HC VIKTOVICE Jr.	CZE-JR	52	4	8	12	--	48	--	--	--	--	--	--	--	--	--	--
	CZECH REPUBLIC	WJC-U18	7	0	0	0	--	8	--	--	--	--	--	--	--	--	--	--
2004-05	KOOTENAY	WHL	65	5	18	23	19	85	1	0	--	--	--	9	0	0	0	6
	CZECH REPUBLIC	WJC	7	0	2	2	--	4	--	--	--	--	--	--	--	--	--	--
2005-06	VIKTOVICE	CZE	37	0	1	1	--	16	--	--	--	--	--	6	0	0	0	6
	HC VIKTOVICE Jr.	CZE-JR	1	0	0	0	--	4	--	--	--	--	--	--	--	--	--	--
	CZECH REPUBLIC	CZE	6	0	2	2	--	6	--	--	--	--	--	--	--	--	--	--
2006-07	ST. LOUIS	NHL	19	0	0	0	-3	6	0	0	0	13	0.0	--	--	--	--	--
	PEORIA	AHL	53	4	8	12	1	66	3	0	1	--	--	--	--	--	--	--
2007-08	ST. LOUIS	NHL	6	0	1	1	1	0	0	0	0	2	0.0	--	--	--	--	--
	PEORIA	AHL	34	0	7	7	-9	33	0	0	0	--	--	--	--	--	--	--
2008-09	ST. LOUIS	NHL	69	1	14	15	-15	45	0	0	1	73	1.4	4	0	0	0	0
	CZECH REPUBLIC	WC	7	0	1	1	--	6	--	--	--	--	--	--	--	--	--	--
2009-10	ST. LOUIS	NHL	78	4	17	21	7	59	0	1	73	5.5	--	--	--	--	--	--
	CZECH REPUBLIC	OLY	5	0	0	0	--	4	--	--	--	--	--	--	--	--	--	--
2010-11	ST. LOUIS	NHL	55	3	9	12	-4	33	0	0	1	54	5.6	--	--	--	--	--
2011-12	ST. LOUIS	NHL	77	0	11	6	57	0	0	0	88	0.0	9	0	0	0	0	
2012-13	ST. LOUIS	NHL	48	1	5	6	-2	48	0	1	39	2.6	6	0	1	1	2	
	VIKTOVICE	CZE	22	2	6	8	--	79	--	--	--	--	--	--	--	--	--	--
2013-14	ST. LOUIS	NHL	72	4	9	13	3	71	0	0	0	83	4.8	6	0	1	1	4
	NHL TOTALS		424	13	66	79	-7	319	0	0	4	425	3.1	25	0	2	2	25

NHL FIRSTS

Game: Oct. 9, 2006 (STL) at ANA
Point: Mar. 15, 2008 (STL) at ANA
Goal: Dec. 20, 2008 (STL) vs. MIN (Niklas Backstrom)

NHL SINGLE GAME MILESTONES

HAT TRICKS None
MOST GOALS 1(13) - Last: Mar. 11, 2014 (STL) vs. DAL
MOST ASSISTS 2(1) - Last: Nov. 29, 2013 (STL) at SJS
MOST POINTS 2(6) - Last: Nov. 29, 2013 (STL) at SJS (2A)
*number of times occurred in parenthesis ().

LONGEST NHL STREAKS

POINTS 3 - Feb. 13 - Mar. 4, 2010 (STL) (3A)
GOALS 1 - Mar. 11, 2014 (STL) (1G)
ASSISTS 3 - Feb. 13 - Mar. 4, 2010 (STL) (3A)

REGULAR SEASON OT GOALS

None

REGULAR SEASON PENALTY SHOTS

None

LEAFS SINGLE GAME MILESTONES

N/A
N/A
N/A
N/A


LONGEST LEAFS STREAKS

N/A
N/A
N/A

REGULAR SEASON SHOOTOUT ATTEMPTS

2008-09: None
2009-10: None
2010-11: None
2011-12: None
2012-13: None
2013-14: None




BORN: MORWEENA, MANITOBA,
 CANADA
DATE: MARCH 15, 1988
HEIGHT: 6' 2"
WEIGHT: 208 LBS.
CATCHES: LEFT
POSITION: GOALTENDER

BECAME A LEAF: Toronto's third choice, 99th overall, in 2006 Entry Draft.

TRANSACTIONS: None.

 **2013-14 SEASON:** Played 36 games for the Maple Leafs compiling a record of 12-16-1 with a 3.29 goals against average, a .911 save percentage and 1 shutout. Made 34 saves on 37 shots and named 1st star Oct. 1 at MTL. Made 36 saves on 37 shots and named 1st star Oct. 15 vs. MIN. Left game due to injury Oct. 17 vs. CAR. Made 37 saves on 38 shots and named 1st star Oct. 26 vs. PIT. Registered a 43-save shutout and named 2nd star Oct. 29 at EDM. Tied a career-high with 49 saves and named 1st star Nov. 23 vs. WSH. Made 47 saves on 50 shots Dec. 7 at OTT. Made 34 saves on 35 shots in shootout win and named 1st star Dec. 19 vs. PHX. Replaced Bernier (INJ), stopped all 31 shots and named 1st star Mar. 13 at LAK. Replaced Bernier (INJ) and made 10 saves on 11 shots Apr. 3 vs. BOS. Shootout Stats: Stopped 8 of 11 shots. Record in Shootout: 4W, 0L. Played 4 games for Canada at IIHF World Championship compiling a record of 3-0-1 with a 2.20 goals against average and a .911 save percentage.

VS. NHL	GP	W-L-T-OT	SO	GA	GAA	SV%
ANAHEIM	0	0-0-0-0	0	0	0.00	.000
ARIZONA	2	1-1-0-0	0	5	2.44	.909
BOSTON	11	5-5-0-1	0	26	2.71	.919
BUFFALO	11	7-2-0-2	0	34	3.22	.903
CALGARY	1	1-0-0-0	0	2	2.00	.938
CAROLINA	8	4-2-0-1	1	19	2.68	.912
CHICAGO	1	0-1-0-0	0	5	7.50	.737
COLORADO	3	2-0-0-1	0	8	2.65	.910
COLUMBUS	2	0-2-0-0	0	8	4.36	.852
DALLAS	1	0-0-0-0	0	4	7.27	.733
DETROIT	3	0-2-0-0	0	9	3.94	.873
EDMONTON	3	3-0-0-0	1	6	1.99	.943
FLORIDA	5	1-3-0-0	1	15	3.46	.868
LOS ANGELES	3	2-0-0-1	0	4	1.45	.962
MINNESOTA	2	2-0-0-0	1	1	0.50	.985
MONTREAL	10	5-4-0-0	2	25	2.88	.916
NASHVILLE	0	0-0-0-0	0	0	0.00	.000
NEW JERSEY	8	4-2-0-2	1	17	2.34	.927
NY ISLANDERS	8	4-2-0-1	0	25	3.42	.897
NY RANGERS	4	1-1-0-1	0	11	3.19	.909
OTTAWA	13	9-2-0-1	3	25	1.98	.944
PHILADELPHIA	5	2-3-0-0	0	14	3.23	.903
PITTSBURGH	6	4-0-0-2	1	14	2.26	.931
SAN JOSE	4	1-3-0-0	0	13	3.26	.916
ST. LOUIS	1	0-0-0-0	0	3	11.25	.800
TAMPA BAY	7	2-5-0-0	0	21	3.13	.900
TORONTO	0	0-0-0-0	0	0	0.00	.000
VANCOUVER	2	0-2-0-0	0	8	5.27	.877
WASHINGTON	6	2-3-0-1	0	16	2.62	.922
WINNIPEG	10	3-3-0-1	0	23	3.03	.908
NHL TOTALS:	140	65-48-0-15	11	361	2.85	.914

 **CAREER: 2012-13:** Played 33 games for the Maple Leafs compiling a record of 19-8-5 with a 2.46 goals against average, a .924 save percentage and 4 shutouts. Ranked 6th in NHL shutouts (tie) and 7th in save percentage. Set Maple Leafs mark for highest save percentage in a single season since NHL began recording stat in 1983-84. On Jan. 23 at PIT played in 1st game since Mar. 23, 2012 (at NJD) and made 28 saves on 30 shots to earn the win. Registered a 37-save shutout and named 1st star Feb. 9 at MTL. Missed 7 games (Feb. 14 - 25) due to knee injury. Registered a career-high 6 consecutive wins in as many starts (Feb. 7 - Mar. 6). Registered a 31-save shutout and named 3rd star Mar. 30 at OTT. Registered a 37-save shutout, collected 2nd career assist and named 1st star Apr. 15 vs. NJD. Played 100th career NHL game Apr. 18 vs. NYI. Made 49 saves (most by an NHL goaltender in a win this season) and named 1st star Apr. 20 at OTT. Registered a 34-save shutout and named 2nd star Apr. 25 at FLA. Shootout Stats: Stopped 15 of 24 shots. Record in Shootout: 0W, 5L. Won Maple Leafs' Molson Cup Award. Played 7 playoff games for the Maple Leafs compiling a record of 3-4 with a 2.88 goals against average and a .923 save percentage. Made NHL playoff debut and registered 36 saves in GM#1 ECQF May 1 at BOS. Registered 1st playoff win, made 39 saves and named 2nd star in GM #2 of ECQF May 4 at BOS. Stopped 33 of 34 shots and named 1st

FONDEST OUTDOOR HOCKEY

MEMORY: IN MORWEENA, I GOT FROSTBITE AND NEEDED MY HEAD BANDAGED

FAVOURITE NHL TEAM
GROWING UP: WINNIPEG JETS

FAVOURITE MOVIE:
DUMB AND DUMBER

FAVOURITE RESTAURANT:
HOUSE OF WINGS



star in GM #5 May 10 at BOS. Made 29 saves on 30 shots and named 1st star in GM #6 May 12 vs. BOS. **2011-12:** Played 34 games for the Maple Leafs compiling a record of 14-14-4 with a 3.10 goals against average, a .900 save percentage and 3 shutouts. Registered a 32-save shutout Oct. 6 vs. MTL. Began the season with a (10:14) shutout streak (Oct. 6 - 8), the 3rd longest streak to start a season in Maple Leafs franchise history. Missed 18 games due to injury (Oct. 24 - Nov. 30). Registered a 25-save shutout Feb. 1 vs. PIT. Made a career-high 49 saves and registered a shutout Feb. 4 at OTT. (Most saves by a Leaf goalie in a shutout since Mike Palmateer on Mar. 12, 1977 - 47 saves vs. DET). Named NHL's Third Star of the Week (Feb. 6), registering back-to-back shutouts (Feb. 1 & 4) with 74 saves in that span. Missed final 6 games of the season with an upper body injury (Mar. 27 - Apr. 7). **2010-11:** Played 37 games for the Maple Leafs compiling a record of 20-10-5 with a 2.60 goals against average, a .921 save percentage and 3 shutouts. Played 15 games for the Toronto Marlies (AHL) compiling a record of 9-5-1 with a 2.59 goals against average, a .920 save percentage and 3 shutouts. Ranked 1st among Leafs goaltenders in games played, wins, goals against average, save percentage and shutouts. Among NHL rookie goaltenders ranked 2nd in save percentage, 4th in wins and 6th in goals against average. Recalled from the Marlies 4 times (Nov. 17, Dec. 5, Dec. 17, Jan. 23). Assigned to the Marlies 3 times (Dec. 1, Dec. 8, Jan. 14). Made NHL debut in 3rd period and stopped all 4 shots Dec. 20 vs. Atlanta. Made 1st career NHL start, earned 1st career NHL win and made 32 saves on 33 shots Jan. 1 at OTT. Made a season-high 41 saves on 44 shots Jan. 7 at Atlanta. Won 4 consecutive road games (Jan. 1 - 11) and made 143 saves on 151 shots in that span. Registered 1st NHL shutout with 27 saves Feb. 3 vs. CAR. Registered a shutout and made 22

saves Feb. 19 vs. OTT (SOL 0-1). Won a season-high 5 consecutive road games (Feb. 8 - Mar. 3). Registered a shutout with 29 saves Mar. 22 at MIN. Won 4 consecutive games (Mar. 16 - 24) stopping 122-of-128 shots in that span. Named NHL's Rookie of the Month for March with a 9-4-1 record, 1 shutout, a 2.87 goals against average and a .913 save percentage. Registered a record of 11-3-4 when playing 30 or more saves in a game. Selected to play for Canada at IIHF World Championship. Played 4 games for Canada compiling a record of 3-0-0 with a 2.04 goals against average and a .920 save percentage. **2009-10:** Played 26 games for the Marlies compiling a record of 14-8-2, with a 2.25 goals against average, a .925 save percentage and 1 shutout. Recalled from the Marlies Oct. 14. Assigned to the Marlies Oct. 25. Missed 34 games (Nov. 28 - Feb. 12) due to knee injury. Recorded 1st career AHL shutout Feb. 20 vs. Manitoba (31 saves). **2008-09:** Played 3 games for the Marlies compiling a record of 1-2-0, with a 3.28 goals against average and a .882 save percentage. Made AHL debut and recorded 1st win Dec. 27 vs. Manitoba. Recalled from the Marlies Dec. 21. Played 22 games for the Reading (ECHL), registering a 10-7-3 record with a 3.30 goals against average and .904 save percentage. Played 6 games for the South Carolina (ECHL) and went undefeated with a 6-0-0 record, a 1.32 goals against average, a .961 save percentage and 2 shutouts. Played 8 playoff games for the South Carolina recording 4 wins, 3 losses, a 2.17 goals against average, a .929 save percentage and 1 shutout. Won the Kelly Cup and was named ECHL playoffs MVP. **2005-06 to 2007-08:** Played 124 games for the Red Deer Rebels (WHL) compiling a record of 41-56-14 with a 2.72 goals against average and .912 save percentage. In 2007-08, Ranked 5th (tie) in WHL save percentage (.916).

AMATEUR AND PRO RECORD											REGULAR SEASON						PLAYOFFS					
SEASON	CLUB	LEAGUE	GP	MINS	W	L	OT	GA	SO	AVG.	GP	MINS	W	L	GA	SO	AVG.					
2005-06	RED DEER	WHL	34	1709	7	18	3	80	0	2.81	--	--	--	--	--	--	--					
2006-07	RED DEER	WHL	60	3339	26	23	7	148	3	2.66	7	417	3	4	27	0	3.88					
2007-08	RED DEER	WHL	30	1668	8	15	4	76	1	2.73	--	--	--	--	--	--	--					
2008-09	TORONTO	AHL	3	183	1	2	0	10	0	3.28	--	--	--	--	--	--	--					
	READING	ECHL	22	1236	10	7	3	68	0	3.30	--	--	--	--	--	--	--					
	SOUTH CAROLINA	ECNL	6	363	6	0	0	8	2	1.32	8	497	4	3	18	1	2.17					
2009-10	TORONTO	AHL	26	1520	14	8	2	57	1	2.25	--	--	--	--	--	--	--					
2010-11	TORONTO	NHL	37	2080	20	10	5	90	3	2.60	--	--	--	--	--	--	--					
	TORONTO	AHL	15	858	9	5	1	37	3	2.59	--	--	--	--	--	--	--					
	CANADA	WC	4	235	3	0	0	8	0	2.04	--	--	--	--	--	--	--					
2011-12	TORONTO	NHL	34	1879	14	14	4	97	3	3.10	--	--	--	--	--	--	--					
2012-13	TORONTO	NHL	33	1856	19	8	5	76	4	2.46	7	438	3	4	21	0	2.88					
2013-14	TORONTO	NHL	36	1785	12	16	1	98	1	3.29	--	--	--	--	--	--	--					
	CANADA	WC	4	245	3	0	1	9	0	2.20	--	--	--	--	--	--	--					
	NHL TOTALS		140	7600	65	48	15	361	11	2.85	7	438	3	4	21	0	2.88					

NHL FIRSTS

Game: Dec. 20, 2010 vs. ATL (Played 3rd period, 4 saves)

Win: Jan. 1, 2011 at OTT (32 saves, 5-1 W)

Shutout: Feb. 3, 2011 vs. CAR (27 saves, 3-0 W)

NHL SINGLE GAME MILESTONES

MOST SAVES 49 (3) – Nov. 23, 2013 vs. WSH

MOST SHOTS 50 (3) – Dec. 7, 2013 at OTT

*number of times occurred in parenthesis ().

LONGEST NHL STREAKS

WINNING STREAK 6 – Feb. 7 – Mar. 6, 2013

LOSING STREAK 5 – Mar. 16 – 23, 2014

SHUTOUT STREAK 138:10 – Jan. 17 – Feb. 6, 2012

(MINS)

REGULAR SEASON PENALTY SHOTS AGAINST

1. Mar. 8, 2011 at NY Islanders (Matt Martin, No Goal)

2. Feb. 29, 2013 at NY Islanders (Michael Grabner, No Goal)

REGULAR SEASON SHOOTOUT ATTEMPTS AGAINST

2010-11: Stopped 8 shots in 11 shootout attempts

Record: 1 win, 3 losses

2011-12: Stopped 5 shots in 8 shootout attempts

Record: 2 wins, 1 loss

2012-13: Stopped 15 shots in 24 shootout attempts

Record: 0 wins, 5 losses

2013-14: Stopped 8 shots in 11 shootout attempts

Record: 4 wins, 0 losses

CAREER: Stopped 36 shots in 54 shootout attempts

Record: 7 wins, 9 losses

LEAFS SINGLE GAME MILESTONES

See NHL Single Game Milestones

See NHL Single Game Milestones

LONGEST LEAFS STREAKS

See Longest NHL Streaks

See Longest NHL Streaks

See Longest NHL Streaks






BORN: VANCOUVER, B.C.,
 CANADA
DATE: MARCH 9, 1994
HEIGHT: 6' 2"
WEIGHT: 215 LBS.
SHOOTS: LEFT
POSITION: DEFENCE

BECAME A LEAF: Toronto's first choice, 5th overall, in 2012 Entry Draft.

TRANSACTIONS: None.

 **2013-14 SEASON:** Played 73 games for the Maple Leafs collecting 27 points (2 goals, 25 assists) with 12 penalty minutes. Ranked 2nd among NHL rookie defencemen in assists and 6th in points. Made NHL debut Oct. 5 vs. OTT. Collected 1st NHL point (assist) Oct. 10 at NSH. Registered 1st NHL multi-point game (2 assists) Oct. 15 vs. MIN. Collected 2 assists Nov. 21 vs. NSH. Scored 1st NHL goal Dec. 16 at PIT (Marc-Andre Fleury). Scored a goal and named 1st star Jan. 15 vs. BUF. Collected an assist, a (+2) rating and named 3rd star Jan. 25 at WPG. Collected an assist and named 2nd star Mar. 29 vs. DET. Healthy scratch 9 times this season, most recently Dec. 8 vs. BOS. Played 8 games for Canada at IIHF World Championship collecting 3 points (1 goal, 2 assists).

Vs. NHL	GP	G	A	P	PIM
Anaheim	2	0	0	0	0
Arizona	2	0	1	1	4
Boston	2	0	1	1	0
Buffalo	2	1	0	1	0
Calgary	2	0	0	0	0
Carolina	3	0	1	1	0
Chicago	2	0	0	0	0
Colorado	2	0	0	0	0
Columbus	3	0	1	1	4
Dallas	1	0	0	0	0
Detroit	4	0	2	2	0
Edmonton	2	0	1	1	2
Florida	4	0	1	1	0
Los Angeles	2	0	1	1	0
Minnesota	2	0	3	3	0
Montréal	4	0	1	1	0
Nashville	2	0	3	3	0
New Jersey	3	0	1	1	0
NY Islanders	3	0	0	0	0
NY Rangers	3	0	2	2	0
Ottawa	3	0	1	1	0
Philadelphia	2	0	1	1	0
Pittsburgh	3	1	0	1	0
San Jose	2	0	1	1	0
St. Louis	2	0	0	0	0
Tampa Bay	4	0	2	2	0
Toronto	0	0	0	0	0
Vancouver	2	0	0	0	0
Washington	3	0	0	0	0
Winnipeg	2	0	1	1	2
NHL TOTALS:	73	2	25	27	12


 **CAREER: 2012-13:** Played 60 games for Moose Jaw (WHL) collecting 54 points (12 goals, 42 assists) with 19 penalty minutes. Ranked 3rd among WHL defencemen in assists and 5th in points. Named the WHL's Eastern Conference Defencemen of the Year in 2012-13. Named to the WHL's Eastern Conference First All-Star Team. Played 6 games for Canada at IIHF World Junior Championship collecting 3 points (1 goal, 2 assists). Played 14 games for the Toronto Marlies (AHL) collecting 3 points (1 goal, 2 assists). Played 8 playoff games for the Marlies scoring 1 goal. **2011-12:** Played 18 games for Moose Jaw collecting 18 points (3 goals, 15 assists) with 2 penalty minutes. Missed most of the regular season due to injury. Played 5 playoff games for Moose Jaw collecting 3 assists. **2010-11:** Played 65 games for Moose Jaw collecting 28 points (6 goals, 22 assists) with 21 penalty minutes. Played 6 playoff games for Moose Jaw collecting 6 assists. Played 7 games for Canada at IIHF World Under-18 Championship collecting 3 points (2 goals, 1 assist) with Canada finishing fourth. Played 5 games for Canada at Under-18 Memorial of Ivan Hlinka summer tournament collecting 4 points (1 goal, 3 assists) with 2 penalty minutes. Won gold medal with Canada. **2009-10:** Selected 2nd overall by Moose Jaw in 2009 WHL Bantam Draft.

PRE-GAME RITUAL:
PLAY SOCCER

FAVOURITE ROAD CITY:
CHICAGO

FAVOURITE TV SHOW:
SUITS

FAVOURITE NHL TEAM:
GROWING UP: VANCOUVER



AMATEUR AND PRO RECORD		REGULAR SEASON													PLAYOFFS				
SEASON	CLUB	LEAGUE	GP	G	A	PTS	+/-	PIM	PP	SH	GW	S	5%	GP	G	A	PTS	PIM	
2010-11	MOOSE JAW	WHL	65	6	22	28	-15	21	3	0	---	---	---	6	0	6	6	0	
2011-12	MOOSE JAW	WHL	18	3	15	18	6	2	0	0	---	---	---	5	0	3	3	0	
	CANADA	WJC-U18	7	2	1	3	---	0	---	---	---	---	---	---	---	---	---	---	
2012-13	TORONTO	AHL	14	1	2	3	-1	0	0	0	0	40	2.5	8	1	0	1	0	
	MOOSE JAW	WHL	60	12	42	54	-8	19	6	0	---	---	---	---	---	---	---	---	
2013-14	CANADA	WJC	6	1	2	3	---	0	---	---	---	---	---	---	---	---	---	---	
	TORONTO	NHL	73	2	25	27	-13	12	1	0	0	96	2.1	---	---	---	---	---	
	CANADA	WC	8	1	2	3	---	0	---	---	---	---	---	---	---	---	---	---	
	NHL TOTALS		73	2	25	27	-13	12	1	0	0	96	2.1	---	---	---	---	---	

NHL FIRSTS

Game: Oct. 5, 2013 vs. OTT
 Point: Oct. 10, 2013 at NSH (assist)
 Goal: Dec. 16, 2013 at PIT (Marc-Andre Fleury)

NHL SINGLE GAME MILESTONES

HAT TRICKS None
 MOST GOALS 1(2) – Last: Jan. 15, 2014 vs. BUF
 MOST ASSISTS 2(2) – Last: Nov. 21, 2013 vs. NSH
 MOST POINTS 2(5) – Last: Nov. 21, 2013 vs. NSH (2A)
 *number of times occurred in parenthesis ().

LONGEST NHL STREAKS

POINTS 3 – Last: Jan. 15 – 20, 2014 (1G,2A)
 GOALS 1 – Last: Jan. 15, 2014 (1G)
 ASSISTS 2 – Last: Mar. 18 – 19, 2014 (2A)

REGULAR SEASON OT GOALS

None

REGULAR SEASON PENALTY SHOTS

None

LEAFS SINGLE GAME MILESTONES

See NHL Single Game Milestones
 See NHL Single Game Milestones
 See NHL Single Game Milestones
 See NHL Single Game Milestones


LONGEST LEAFS STREAKS

See Longest NHL Streaks
 See Longest NHL Streaks
 See Longest NHL Streaks

REGULAR SEASON SHOOTOUT ATTEMPTS


None



BORN: SHERBROOKE, QUEBEC,
 CANADA
DATE: MARCH 3, 1977
HEIGHT: 5' 11"
WEIGHT: 195 LBS.
SHOOTS: RIGHT
POSITION: DEFENCE

BECAME A LEAF: Signed as a free agent by Toronto, July 1, 2014.

TRANSACTIONS: Originally Montreal's seventh choice, 164th overall, in 1995 Entry Draft. Claimed by Atlanta from Montreal in Waiver Draft, October 4, 2002. Traded to Dallas by Atlanta for future considerations, October 4, 2002. Traded to Chicago by Dallas with Dallas' second round pick (Jakub Sindel) in 2004 Entry Draft for Jon Klemm and NY Rangers' fourth round pick (previously acquired, Dallas selected Fredrik Naslund) in 2004 Entry Draft, November 17, 2003. Signed as a free agent by Frankfurt (Germany), September 17, 2004. Signed as a free agent by Dallas, August 6, 2005. Signed as a free agent by HIFK Helsinki (Finland), October 8, 2012. Traded to Anaheim by Dallas for a conditional fourth-round draft pick in 2014 Entry Draft, March 4, 2014.

 **2013-14 SEASON:** Split season between Dallas and Anaheim. Played 24 games for Dallas collecting 5 points (4 goals, 1 assist) with 12 penalty minutes. Sustained broken leg Nov. 29 vs. CHI. Missed 43 regular season games due to injury. Traded by Dallas to Anaheim Mar. 4. Played 14 games for Anaheim collecting 5 points (1 goal, 4 assists) with 8 penalty minutes. Made Anaheim debut Mar. 18 vs. WSH. Played 3 playoff games for Anaheim collecting 2

Vs. NHL	GP	G	A	P	PIM
Anaheim	61	7	11	19	69
Arizona	55	2	8	10	44
Boston	19	0	3	3	14
Buffalo	17	4	2	6	6
Calgary	45	2	15	17	32
Carolina	15	1	3	4	8
Chicago	39	2	5	7	32
Colorado	42	2	9	11	28
Columbus	39	3	16	19	22
Dallas	2	0	0	0	0
Detroit	40	1	7	8	33
Edmonton	45	3	10	13	39
Florida	17	1	5	6	2
Los Angeles	60	1	20	21	69
Minnesota	39	2	7	9	20
Montréal	10	0	5	5	4
Nashville	39	1	3	4	32
New Jersey	19	2	4	6	6
NY Islanders	15	1	5	6	6
NY Rangers	13	2	1	3	4
Ottawa	17	1	3	4	6
Philadelphia	13	2	3	5	0
Pittsburgh	15	1	2	3	9
San Jose	64	2	17	19	64
St. Louis	38	3	4	7	38
Tampa Bay	12	1	4	5	6
Toronto	14	0	6	6	12
Vancouver	43	2	9	11	48
Washington	20	2	3	5	10
Winnipeg	18	5	5	10	16
NHL TOTALS:	885	56	195	251	679

penalty minutes. Sustained a right leg fracture in GM #3 of WCQF Apr. 21 at DAL. Missed remainder of playoffs with injury.

 **CAREER: 2012-13:** Played 48 games for Dallas collecting 13 points (1 goal, 12 assists) with 56 penalty minutes. 1 of 5 Dallas players to play in all 48 games. Ranked 1st on Dallas in hits (136) and 4th in NHL. Ranked 1st on team in blocked shots (93) and TOI (1067). Ranked 2nd among Dallas defencemen in points and penalty minutes. Played 800th NHL game Jan. 19 vs. PHX. Played 15 games for HIFK Helsinki (FIN) collecting 5 points (2 goals, 3 assists) with 22 penalty minutes. Played 8 games for Canada at IIHF World Championship collecting 3 assists with 6 penalty minutes. Ranked 1st on Canada in TOI for the tournament (171:27). **2011-12:** Played 75 games for Dallas collecting 22 points (5 goals, 17 assists) with 48 penalty minutes. **2010-11:** Played 81 games for Dallas collecting 30 points (5 goals, 25 assists) with 67 penalty minutes. Ranked 1st on Dallas in TOI/game (24:31). Ranked 2nd on Dallas in blocked shots (135) and 3rd in hits (216). Missed 1 game due to automatic suspension for a 2nd game misconduct with 41 games for boarding Oct. 28 vs. LAK. Dallas record was 17-2-4 when he recorded a point. Collected 200th career NHL point (assist) Jan. 26 vs. EDM. Played 700th career NHL game Feb. 16 at CGY. Dallas' nominee for Bill Masterton Trophy (3rd nomination). **2009-10:** Played 82 games for Dallas collecting

CHILDHOOD HOCKEY IDOL:

MARIO LEMIEUX

CAN'T LIVE WITHOUT:

MY PHONE

FAVOURITE OFF-SEASON

ACTIVITY: BOATING

FAVOURITE HOCKEY

MEMORY: MY FIRST NHL GAME



41 points (10 goals, 31 assists) with 70 penalty minutes. Played 600th career NHL game Dec. 29 vs. CHI. **2008-09:** Played 72 games for Dallas collecting 26 points (3 goals, 23 assists) with 76 penalty minutes. Played 500th career NHL game Oct. 31 at CHI. Represented Western Conference at NHL All-Star Game in Montreal. Dallas' nominee for Bill Masterton Trophy (2nd nomination). **2007-08:** Played 82 games for Dallas collecting 26 points (9 goals, 17 assists) with 85 penalty minutes. 1 of 5 Dallas players to play in all 82 games. Registered 1st career multi-point game (2 goals) Feb. 15 at ANA. Played 18 playoff games for Dallas collecting 11 points (3 goals, 8 assists) with 12 penalty minutes. **2006-07:** Played 75 games for Dallas collecting 17 assists with 86 penalty minutes. Played 400th career NHL game Mar. 11 vs. LAK. Played 7 playoff games for Dallas collecting 1 assist with 2 penalty minutes. **2005-06:** Played 75 games for Dallas collecting 20 points (5 goals, 15 assists) with 67 penalty minutes. Scored 2nd career SHG Nov. 18 vs. CBJ. Played 300th career NHL game Jan. 16 at MTL. Played 5 playoff games for Dallas collecting 2 assists with 4 penalty minutes. Played 9 games for Canada at IIHF World Championship collecting 2 points (1 goal, 1 assist) with 6 penalty minutes. Ranked 1st on Canada in plus/minus (+9). **2004-05:** Played 51 games for Frankfurt (DEL) collecting 47 points (15 goals, 32 assists) with 64 penalty minutes. Played 6 playoff games for Frankfurt collecting 3 points (1 goal, 2 assists) with 6 penalty minutes. **2003-04:** Split season between Dallas and Chicago. Played 14 games for Dallas scoring 1 goal with 8 penalty minutes. Traded by Dallas to Chicago Nov. 17. Played 45 games for Chicago collecting 12 points (2 goals, 10 assists) with 33 penalty minutes.

2002-03: Played 76 games for Dallas collecting 10 points (3 goals, 7 assists) with 35 penalty minutes. Scored 1st career GWG Mar. 9 vs. SJS. Played 12 playoff games for Dallas collecting 1 assist with 20 penalty minutes. Collected 1st career playoff point (assist) in GM #1 of WCSF Apr. 24 vs. ANA. **2001-02:** Played 56 games for Montreal collecting 11 points (1 goal, 10 assists) with 14 penalty minutes. Played 100th career NHL game Dec. 22 vs. LAK. Played 2 playoff games for Montreal collecting 4 penalty minutes. **2000-01:** Played 65 games for Montreal collecting 12 points (6 goals, 6 assists) with 14 penalty minutes. Collected 1st NHL point (assist) Nov. 1 at DET. Scored 1st NHL goal Nov. 17 at WSH (Olaf Kolzig). Named Montreal's nominee for the Bill Masterton Trophy (1st nomination). Played 7 games for Canada at IIHF World Championship collecting 1 assist. **1999-00:** Played 1 game for Montreal. Made NHL debut Oct. 20 vs. COL. Played 76 games for Quebec (AHL) collecting 45 points (14 goals, 31 assists) with 36 penalty minutes. Named Quebec's player of the year. Played 3 playoff games for Quebec collecting 1 assist. **1998-99:** Played 79 games for Fredericton (AHL) collecting 41 points (8 goals, 33 assists) with 59 penalty minutes. Played 15 playoff games for Fredericton collecting 6 points (1 goal, 5 assists) with 10 penalty minutes. **1997-98:** Played 79 games for Fredericton collecting 31 points (10 goals, 21 assists) with 50 penalty minutes. Played 4 playoff games for Fredericton collecting 2 assists. **1993-97:** Played 272 career games for Shawigan (QMJHL) collecting 245 points (63 goals, 182 assists). In 1996-97 named QMJHL Defencemen of the Year. Named to QMJHL First All-Star Team in 1996 & 1997.

AMATEUR AND PRO RECORD

REGULAR SEASON

PLAYOFFS

SEASON	CLUB	LEAGUE	GP	G	A	PTS	+/-	PIM	PP	SH	GW	S	%	GP	G	A	PTS	PIM
1993-94	SHAWINIGAN	QMJHL	67	3	19	22	--	33	--	--	--	--	--	1	0	0	0	0
1994-95	SHAWINIGAN	QMJHL	71	13	56	69	--	44	--	--	--	--	--	15	7	12	19	4
1995-96	SHAWINIGAN	QMJHL	67	23	56	79	--	53	--	--	--	--	--	6	1	5	6	10
1996-97	SHAWINIGAN	QMJHL	67	24	51	75	--	59	--	--	--	--	--	7	4	6	10	14
1997-98	FREDERICTON	AHL	79	10	21	31	0	50	6	0	2	167	6.0	4	0	2	2	0
1998-99	FREDERICTON	AHL	79	8	33	41	20	59	2	1	3	177	4.5	15	1	5	6	10
1999-00	MONTREAL	NHL	1	0	0	0	0	0	0	0	0	0.0	--	--	--	--	--	--
	QUEBEC	AHL	76	14	31	45	--	36	--	--	--	--	--	3	0	1	1	0
2000-01	MONTREAL	NHL	65	6	6	12	0	14	1	0	0	77	7.8	--	--	--	--	--
	CANADA	WC	7	0	1	1	--	0	--	--	--	--	--	--	--	--	--	--
2001-02	MONTREAL	NHL	56	1	10	11	-25	14	1	0	0	68	1.5	2	0	0	0	4
2002-03	DALLAS	NHL	76	3	7	10	15	35	0	0	1	47	6.4	12	0	1	1	20
2003-04	DALLAS	NHL	14	1	0	1	-2	8	1	0	0	8	12.5	--	--	--	--	--
	CHICAGO	NHL	45	2	10	12	6	33	0	1	1	55	3.6	--	--	--	--	--
2004-05	FRANKFURT	GER	51	15	32	47	--	64	--	--	--	--	--	6	1	2	3	6
2005-06	DALLAS	NHL	75	5	15	20	15	67	1	1	0	95	5.3	5	0	2	2	4
	CANADA	WC	9	1	1	2	--	6	--	--	--	--	--	--	--	--	--	--
2006-07	DALLAS	NHL	75	0	17	17	-1	86	0	0	0	106	0.0	7	0	1	1	2
2007-08	DALLAS	NHL	82	9	17	26	0	85	7	0	2	153	5.9	18	3	8	11	12
2008-09	DALLAS	NHL	72	3	23	26	10	76	1	0	0	158	1.9	--	--	--	--	--
2009-10	DALLAS	NHL	82	10	31	41	-10	70	7	0	1	199	5.0	--	--	--	--	--
2010-11	DALLAS	NHL	81	5	25	30	-7	67	1	0	1	106	4.7	--	--	--	--	--
2011-12	DALLAS	NHL	75	5	17	22	-5	48	2	0	1	75	6.7	--	--	--	--	--
2012-13	DALLAS	NHL	48	1	12	13	2	56	0	0	0	46	2.2	--	--	--	--	--
	HIFK HELSINKI	FIN	15	2	3	5	--	22	--	--	--	--	--	--	--	--	--	--
	CANADA	WC	8	0	3	3	--	6	--	--	--	--	--	--	--	--	--	--
2013-14	DALLAS	NHL	24	4	1	5	7	12	1	0	0	35	11.4	--	--	--	--	--
	ANAHEIM	NHL	14	1	4	5	3	8	0	0	1	21	4.8	--	--	--	--	--
	NHL TOTALS		885	56	195	251	8	679	23	2	8	1249	4.5	--	--	--	--	--

NHL FIRSTS

Game: Oct. 20, 1999 (MTL) vs. COL

Point: Nov. 1, 2000 (MTL) vs. DET (assist)

Goal: Nov. 17, 2000 (MTL) at WSH (Olaf Kolzig)

NHL SINGLE GAME MILESTONES

HAT TRICKS	None
MOST GOALS	2(3) - Last: Dec. 17, 2009 (DAL) at ATL
MOST ASSISTS	3(3) - Last: Dec. 21, 2010 (DAL) vs. MTL
MOST POINTS	4 - Last: Nov. 21, 2009 (DAL) vs. NJD (2G, 2A) *number of times occurred in parenthesis ().

LONGEST NHL STREAKS

POINTS	4 - Last: Nov. 28 - Dec. 8, 2011 (DAL)(4A)
GOALS	2 - Last: Nov. 4 - 6, 2011 (DAL) (2G)
ASSISTS	4 - Last: Nov. 28 - Dec. 8, 2011 (DAL)(4A)

REGULAR SEASON OT GOALS

1. Feb. 22, 2004 (CHI) vs. STL (Osgood)
2. Dec. 4, 2010 (DAL) vs. MIN (Theodore)
3. Mar. 31, 2014 (ANA) vs. WPG (Pavelec)

REGULAR SEASON PENALTY SHOTS

None

LEAFS SINGLE GAME MILESTONES

N/A
N/A
N/A
N/A

LONGEST LEAFS STREAKS


N/A
N/A
N/A

REGULAR SEASON SHOOTOUT ATTEMPTS

- 2005-06: None
- 2006-07: None
- 2007-08: None
- 2008-09: None
- 2009-10: Scored 1 goal in 4 attempts
- 2010-11: Did not score in 1 attempt
- 2011-12: None
- 2012-13: None
- 2013-14: None
- CAREER: Scored 1 goal in 5 attempts






BORN: VANCOUVER, B.C.,
 CANADA
DATE: DECEMBER 14, 1985
HEIGHT: 6'
WEIGHT: 189 LBS.
SHOOTS: RIGHT
POSITION: CENTRE

BECAME A LEAF: Signed as a free agent by Toronto, July 3, 2014.

TRANSACTIONS: Originally Nashville's sixth choice, 178th overall, in 2004 Entry Draft. Traded to Florida by Nashville for Florida's fourth round pick (Josh Shalla) in 2011 Entry Draft, August 5, 2010. Signed as a free agent by Tingryds (SWE-2), October 15, 2012. Claimed on waivers by Winnipeg from Florida, April 3, 2013. Signed as a free agent by Vancouver, July 6, 2013.

 **2013-14 SEASON:** Played 49 games for Vancouver collecting 28 points (10 goals, 18 assists) with 6 penalty minutes. Established a career-high for GWG (3). Scored 1st career overtime goals in consecutive games (Oct. 6 at CGY & Oct. 8 vs. NJD). Scored 2 goals Oct. 6 at CGY. Registered 3-game goal streak (Oct. 6 - 10) with 4 goals. Collected a season-high 3 points (2 goals, 1 assist) Dec. 8 vs. COL. Registered 4-game assist streak (Dec. 13 - 19) with 5 assists. Missed final 33 games of the season due to injury.

 **CAREER: 2012-13:** Began season with Tingryds (SWE-2) and played 4 games collecting 1 assist. Played 24 games for Florida collecting 3 points (2 goals, 1 assist) with 2 penalty minutes. Played 7 games for San Antonio collecting 5 points (2 goals, 3 assists). Claimed on waivers by Winnipeg Apr. 13.

Vs. NHL	GP	G	A	P	PTM
Anaheim	7	1	1	2	2
Arizona	5	0	1	1	2
Boston	10	1	2	3	2
Buffalo	12	0	2	2	2
Calgary	6	3	0	3	2
Carolina	18	1	3	4	6
Chicago	8	0	0	0	2
Colorado	5	2	1	3	0
Columbus	7	0	3	3	2
Dallas	7	0	3	3	2
Detroit	3	0	0	0	0
Edmonton	4	0	1	1	0
Florida	3	0	1	1	2
Los Angeles	8	1	0	1	2
Minnesota	5	2	1	3	0
Montréal	13	0	1	1	2
Nashville	4	0	2	2	0
New Jersey	13	2	2	4	4
NY Islanders	9	4	2	6	0
NY Rangers	9	2	3	5	4
Ottawa	11	2	2	4	2
Philadelphia	11	2	1	3	6
Pittsburgh	11	0	0	0	2
San Jose	8	4	0	4	0
St. Louis	5	2	2	4	0
Tampa Bay	14	3	5	8	2
Toronto	11	3	1	4	2
Vancouver	2	0	1	1	0
Washington	13	5	1	6	6
Winnipeg	15	3	2	5	0
NHL TOTALS:	257	43	44	87	56


Played 10 games for Winnipeg collecting 1 assist.

2011-12: Played 60 games for Florida collecting 11 points (9 goals, 2 assists) with 18 penalty minutes. Missed 1st 7 games of the season with a shoulder injury. Scored a season-high 2 goals Feb. 28 at Toronto. **2010-11:** Played 82 games for Florida collecting 41 points (20 goals, 21 assists) with 20 penalty minutes. Established career-highs in games played, goals, assists, points, PPG (5), SHG (1) and shots (193). Ranked 2nd on Florida in points and 3rd in goals. Scored 1st career GWG Nov. 12 vs. MIN. Registered 1st 2-goal game of career Nov. 20 at NYI. Scored 1st career SHG Feb. 4 at NJD. Played 100th career NHL game Mar. 10 vs. OTT. Registered 1st multi-assist game (2A) Mar. 12 vs. TBL. **2009-10:** Played 25 games for Nashville collecting 3 points (2 goals, 1 assist) with 8 penalty minutes. Scored shootout deciding goal in Nashville's season opener Oct. 3 at DAL. Scored 1st NHL goal and point Oct. 28 at MIN (Niklas Backstrom). Collected 1st NHL assist Oct. 31 vs. DAL. One of just 2 NHLers in 2009-10 to take at least 2 shootout attempts and convert 100% of tries (3-for-3). Played 57 games for Milwaukee (AHL) collecting 59 points (26 goals, 33 assists) with 20 penalty minutes. Ranked 1st on Milwaukee in goals and points. Ranked 1st (tie) on Milwaukee in PPG (6) and 2nd (tie) in plus/minus (+ 17). Scored a perfect 4 AHL shootout goals in 4 shootout attempts. Played 7 playoff games for Milwaukee collecting 7 points (3 goals, 4 assists)

FAVOURITE TV SHOW:
SUITS

**FAVOURITE OFF-SEASON
ACTIVITY:** SOCCER

**SONG YOU'D SING DURING AN
AMERICAN IDOL AUDITION:**
DIRT - FLORIDA GEORGIA LINE
FAVOURITE ROAD CITY:
MONTREAL



MIKE SANTORELLI

with 2 penalty minutes. **2008-09:** Played 7 games for Nashville collecting 2 penalty minutes. Made NHL debut Jan. 8 vs. PIT. Played 70 games for Milwaukee collecting 70 points (27 goals, 43 assists) with 36 penalty minutes. Ranked 1st on Milwaukee in goals, PPG (12) and points. Ranked 2nd in assists and GWG (5). Played for the Canadian Team at 2009 AHL All-Star Classic. Became just 3rd player in AHL history to go 4-for-4 in accuracy shooting event at AHL All-Star Skills Competition. Named AHL Player of the Month for December after collecting 23 points (8 goals, 15 assists) in 14 games. Played 11 playoff games for Milwaukee collecting 11 points (6 goals,

5 assists) with 6 penalty minutes. Ranked 1st on Milwaukee in playoff goals and points. **2007-08:** In 1st professional season played 80 games for Milwaukee collecting 42 points (21 goals, 21 assists) with 60 penalty minutes. Played 6 playoff games for Milwaukee collecting 2 penalty minutes. **2004-07:** In 3 seasons at Northern Michigan University played 121 games collecting 110 points (61 goals, 59 assists) with 74 penalty minutes. Named to CCHA First All-Star Team and NCAA West Second All-American Team in 2007. In 2006-07 ranked 1st on Northern Michigan in goals (30) and points (47). Named to CCHA All-Rookie Team in 2005.

AMATEUR AND PRO RECORD

REGULAR SEASON

PLAYOFFS

SEASON	CLUB	LEAGUE	GP	G	A	PTS	+/-	PIM	PP	SH	GW	S	5%	GP	G	A	PTS	PIM
2003-04	VERNON	BCHL	60	43	53	96	--	26	--	--	--	--	--	5	0	2	2	0
2004-05	N. MICHIGAN U.	CCHA	40	16	14	30	--	22	--	--	--	--	--	--	--	--	--	--
2005-06	N. MICHIGAN U.	CCHA	40	15	18	33	--	24	--	--	--	--	--	--	--	--	--	--
2006-07	N. MICHIGAN U.	CCHA	41	30	17	47	--	28	--	--	--	--	--	--	--	--	--	--
2007-08	MILWAUKEE	AHL	80	21	21	42	2	60	8	0	--	--	--	6	0	0	0	2
2008-09	NASHVILLE	NHL	7	0	0	0	-5	2	0	0	0	11	0.0	--	--	--	--	--
	MILWAUKEE	AHL	70	27	43	70	-1	36	12	1	5	--	--	11	6	5	11	6
2009-10	NASHVILLE	NHL	25	2	1	3	-8	8	0	0	0	36	5.6	--	--	--	--	--
	MILWAUKEE	AHL	57	26	33	59	17	20	6	0	4	--	--	7	3	4	7	2
2010-11	FLORIDA	NHL	82	20	21	41	-17	20	5	1	1	193	10.4	--	--	--	--	--
2011-12	FLORIDA	NHL	60	9	2	11	-10	18	2	0	1	117	7.7	--	--	--	--	--
2012-13	FLORIDA	NHL	24	2	1	3	-7	2	0	0	0	21	9.5	--	--	--	--	--
	WINNIPEG	NHL	10	0	1	1	-5	0	0	0	0	14	0.0	--	--	--	--	--
	SAN ANTONIO	AHL	7	2	3	5	2	0	1	1	0	23	8.7	--	--	--	--	--
	TINGRYDS AIF	SWE-2	4	0	1	1	--	0	--	--	--	--	--	--	--	--	--	--
2013-14	VANCOUVER	NHL	49	10	18	28	9	6	0	0	3	91	11.0	--	--	--	--	--
	NHL TOTALS		257	43	44	87	-43	56	7	1	5	483	8.9	--	--	--	--	--

NHL FIRSTS

Game: Jan. 8, 2009 (NSH) vs. PIT
Point: Oct. 28, 2009 (NSH) at MIN (goal)
Goal: Oct. 28, 2009 (NSH) at MIN (Niklas Backstrom)

NHL SINGLE GAME MILESTONES

HAT TRICKS None
MOST GOALS 2(4) - Dec. 8, 2013 (VAN) vs. COL
MOST ASSISTS 2(4) - Dec. 14, 2013 (VAN) vs. BOS
MOST POINTS 3(1) - Dec. 8, 2013 (VAN) vs. BOS (2G, 1A)

*number of times occurred in parenthesis ().

LONGEST NHL STREAKS

POINTS 7 - Last: Jan. 7 - 19, 2011 (FLA) (2G, 5A)
GOALS 3 - Last: Oct. 6 - 10, 2013 (VAN) (4G)
ASSISTS 4 - Last: Jan. 13 - 19, 2011 (FLA) (4A)

REGULAR SEASON OT GOALS

1. Oct. 6, 2013 (VAN) at Calgary (MacDonald)
2. Oct. 8, 2013 (VAN) vs. New Jersey (Schneider)

REGULAR SEASON PENALTY SHOTS

None

LEAFS SINGLE GAME MILESTONES

N/A
N/A
N/A
N/A


LONGEST LEAFS STREAKS

N/A
N/A
N/A

REGULAR SEASON SHOOTOUT ATTEMPTS


2008-09: None
2009-10: Scored 3 goals in 3 attempts
2010-11: Scored 4 goals in 11 attempts
2011-12: Scored 1 goal in 3 attempts
2012-13: Scored 2 goals in 3 attempts
2013-14: Scored 2 goals in 8 attempts
CAREER: Scored 12 goals in 28 attempts




BORN: OTTAWA, ONTARIO,
 CANADA
DATE: FEBRUARY 8, 1985
HEIGHT: 6' 1"
WEIGHT: 195 LBS.
SHOOTS: LEFT
POSITION: CENTRE

BECAME A LEAF: Signed as a free agent by Toronto, July 5, 2013.

TRANSACTIONS: Originally signed as a free agent by New York Islanders, April 2, 2007. Signed as a free agent by Anaheim, July 2, 2010. Traded to Columbus by Anaheim in exchange for Nate Guenin, January 4, 2011. Signed as a free agent by Tampa Bay, July 5, 2011. Signed as a free agent by Pittsburgh, July 1, 2012.

 **2013-14 SEASON:** Played 28 games for the Maple Leafs collecting 9 points (4 goals, 5 assists) with 4 penalty minutes. Played 24 games for the Toronto Marlies (AHL) collecting 26 points (10 goals, 16 assists) with 10 penalty minutes. Named captain of the Marlies Oct. 4. Recalled from the Marlies (Oct. 7, Oct. 15, Oct. 21, Nov. 15 & Apr. 10). Assigned to the Marlies (Sep. 30, Oct. 9, Oct. 20, Nov. 6, Mar. 5 & Apr. 11). Made Maple Leafs debut Oct. 8 vs. COL, becoming 900th player in franchise history. Scored 1st Maple Leafs goal Oct. 15 vs. MIN (Darcy Kuemper). Collected 1st Maple Leafs assist Nov. 16 vs. BUF. Collected a career-high 3 points (1 goal, 2 assists) Nov. 19 vs. NYI. Scored GWG in OT and named 2nd star Dec. 5 vs. DAL. Missed 24 games (Dec. 19 - Feb. 8) due to broken hand. Healthy scratch 4 times this season, most recently Mar. 1 at MTL. Played 14 playoff games for the Marlies collecting 11 points (3 goals, 8 assists) with 2 penalty minutes. Ranked 1st on Marlies in playoff assists (tie) and 3rd in PPG (2-tie).

Vs. NHL	GP	G	A	P	PTM
Anaheim	2	0	0	0	0
Arizona	2	0	1	1	0
Boston	4	0	0	0	0
Buffalo	4	2	2	4	0
Calgary	2	1	0	1	0
Carolina	1	0	0	0	0
Chicago	1	0	0	0	0
Colorado	1	0	0	0	0
Columbus	3	0	1	1	0
Dallas	2	1	0	1	0
Detroit	0	0	0	0	0
Edmonton	3	0	0	0	0
Florida	3	0	0	0	0
Los Angeles	1	0	0	0	0
Minnesota	1	1	0	1	0
Montréal	3	0	0	0	0
Nashville	1	0	0	0	0
New Jersey	2	1	0	1	2
NY Islanders	4	1	2	3	0
NY Rangers	0	0	0	0	0
Ottawa	1	0	0	0	4
Philadelphia	1	0	1	1	2
Pittsburgh	4	0	0	0	0
San Jose	2	0	0	0	0
St. Louis	2	0	1	1	0
Tampa Bay	0	0	0	0	0
Toronto	0	0	0	0	0
Vancouver	1	0	0	0	0
Washington	0	0	0	0	0
Winnipeg	1	0	0	0	0
NHL TOTALS:	52	7	8	15	8

 **CAREER: 2012-13:** Played 1 game for Pittsburgh. Played 75 games for Wilkes-Barre/Scranton (AHL) collecting 54 points (23 goals, 31 assists) with 64 penalty minutes. Ranked 2nd on team in assists and points. Ranked 3rd on team in goals. Played 15 playoff games for Wilkes-Barre/Scranton collecting 13 points (5 goals, 8 assists) with 9 penalty minutes. Ranked 1st on team in playoff goals (tie), assists and points. **2011-12:** Split the season between Tampa Bay and Norfolk (AHL). Played 16 games for Tampa Bay collecting 5 points (2 goals, 3 assists) with 4 penalty minutes. Established NHL career highs for games played, goals, assists and points. Played 64 games for Norfolk collecting 69 points (26 goals, 43 assists) with 70 penalty minutes. Ranked 2nd on Norfolk in assists and points. Ranked 3rd on Norfolk in goals. Ranked 6th in AHL points. Helped Norfolk finish the regular season on an AHL league-record 28-game winning streak. Played 18 playoff games for Norfolk collecting 16 points (5 goals, 11 assists) with 20 penalty minutes. Ranked 1st (tie) in AHL playoff points. Won Calder Cup with Norfolk. **2010-11:** Split season between Syracuse (AHL affiliate of Anaheim) and Springfield (AHL affiliate of Tampa Bay). Played 35 games for Syracuse collecting 27 points (12 goals, 15 assists) with 16 penalty minutes. Acquired by Columbus from Anaheim, Jan. 4. Played 33 games for Springfield collecting 16 points (8 goals, 8 assists) with 10 penalty minutes. **2009-10:** Played 77 games for Bridgeport (AHL) collecting 47 points (21 goals, 26 assists) with 73 penalty minutes. Played 5 playoff

CHILDHOOD HOCKEY IDOL:

DOUG GILMOUR

FAVOURITE MOVIE:

LION KING

FAVOURITE HOCKEY MOMENT:

FIRST NHL GOAL

FAVOURITE SECONDARY

SPORT: BEACH VOLLEYBALL



TREVOR SMITH

games for Bridgeport collecting 3 points (1 goal, 2 assists) with 2 penalty minutes. **2008-09:** Played 7 games for the New York Islanders scoring 1 goal. Made NHL debut Dec. 31 vs. FLA. Scored 1st career NHL goal Jan. 8 at CAL (Miikka Kiprusoff). Played 76 games for Bridgeport collecting 62 points (30 goals, 32 assists) with 40 penalty minutes. Established an AHL career-high for goals in a season. Ranked 1st on Bridgeport in goals and second in points. Played 5 playoff games for Bridgeport collecting 4 points (1 goal, 3 assists). **2007-08:** Split season between Bridgeport and Utah (ECHL). Played 53 games for Bridgeport collecting 37 points (20 goals, 17 assists) with 16 penalty minutes. Played 22 games for Utah collecting 25 points (11 goals, 14 assists) with 28 penalty minutes. **2006-07:** Played 39 games for

University of New Hampshire collecting 43 points (21 goals, 22 assists) with 39 penalty minutes. Ranked 1st on New Hampshire in goals and points. Became 1st New Hampshire player to earn Hockey East First-Team honours. Named to NCAA East Second All-American Team. At end of season signed with New York Islanders and played 8 games for Bridgeport collecting 3 points (1 goal, 2 assists) with 2 penalty minutes. **2005-06:** Played 39 games for New Hampshire collecting 20 points (10 goals, 10 assists) with 34 penalty minutes. **2004-05:** Played 60 games for Omaha (USHL) collecting 68 points (29 goals, 39 assists) with 78 penalty minutes. Ranked 1st on Omaha in goals and points. Played 5 playoff games for Omaha collecting 4 points (3 goals, 1 assist) with 2 penalty minutes.

AMATEUR AND PRO RECORD**REGULAR SEASON****PLAYOFFS**

SEASON	CLUB	LEAGUE	GP	G	A	PTS	+/-	PIM	PP	SH	GW	S	%	GP	G	A	PTS	PIM
2004-05	OMAHA	USHL	60	29	39	68	---	78	---	---	---	---	---	---	---	---	---	---
2005-06	U. NEW HAMPSHIRE	HE	39	10	10	20	---	34	---	---	---	---	---	---	---	---	---	---
2006-07	U. NEW HAMPSHIRE	HE	39	21	22	43	---	39	---	---	---	---	---	---	---	---	---	---
	BRIDGEPORT	AHL	8	1	2	3	1	2	0	0	0	14	7.1	---	---	---	---	---
2007-08	BRIDGEPORT	AHL	53	20	17	37	-3	16	5	1	2	141	14.2	---	---	---	---	---
	UTAH	ECHL	22	11	14	25	---	28	3	1	2	---	---	---	---	---	---	---
2008-09	NY ISLANDERS	NHL	7	1	0	1	-3	0	0	0	0	7	14.3	---	---	---	---	---
	BRIDGEPORT	AHL	76	30	32	62	2	40	14	1	5	219	13.7	5	1	3	4	0
2009-10	BRIDGEPORT	AHL	77	21	26	47	5	73	3	0	2	199	10.6	5	1	2	3	2
2010-11	SYRACUSE	AHL	35	12	15	27	-7	16	2	1	3	91	13.2	---	---	---	---	---
	SPRINGFIELD	AHL	33	8	8	16	-20	10	3	0	0	52	15.4	---	---	---	---	---
2011-12	TAMPA BAY	NHL	16	2	3	5	2	4	0	0	0	17	11.8	---	---	---	---	---
	NORFOLK	AHL	64	26	43	69	34	70	8	1	7	157	16.6	18	5	11	16	20
2012-13	PITTSBURGH	NHL	1	0	0	0	0	0	0	0	0	0	0.0	---	---	---	---	---
	WB/SCRANTON	AHL	75	23	31	54	5	64	7	1	5	158	14.6	15	5	8	13	9
2013-14	TORONTO	NHL	28	4	5	9	-3	4	0	0	2	24	16.7	---	---	---	---	---
	TORONTO	AHL	24	10	16	26	8	10	5	1	3	76	13.2	14	3	8	11	2
	NHL TOTALS		52	7	8	15	-4	8	0	0	2	48	14.6	---	---	---	---	---
	LEAFS TOTALS		28	4	5	9	-3	4	0	0	2	24	16.7	---	---	---	---	---

NHL FIRSTS

Game: Dec. 31, 2008 (NYI) vs. FLA
 Point: Jan. 8, 2009 (NYI) at CGY (goal)
 Goal: Jan. 8, 2009 (NYI) at CGY (Miikka Kiprusoff)

NHL SINGLE GAME MILESTONES

HAT TRICKS None
 MOST GOALS 1(7) - Last: Dec. 5, 2013 (TOR) vs. DAL
 MOST ASSISTS 2(1) - Last: Nov. 19, 2013 (TOR) vs. NYI
 MOST POINTS 3(1) - Last: Nov. 19, 2013 (TOR) vs. NYI (2G,1A)
 *number of times occurred in parenthesis ()

LONGEST NHL STREAKS

POINTS 3 - Last: Nov. 15 - 19, 2013 (TOR) (2G,1A)
 GOALS 1 - Last: Dec. 5, 2013 (TOR) (1G)
 ASSISTS 2 - Last: Nov. 16 - 19, 2013 (2A)

REGULAR SEASON OT GOALS

1. Dec. 5, 2013 (TOR) vs. DAL (Lehtonen)

REGULAR SEASON PENALTY SHOTS

None

LEAFS FIRSTS

Game: Oct. 8, 2013 vs. COL
 Point: Oct. 15, 2013 vs. MIN (goal)
 Goal: Oct. 15, 2013 vs. MIN (Darcy Kuemper)

LEAFS SINGLE GAME MILESTONES

None
 1(4) - Last: Dec. 5, 2013 vs. DAL
 2(1) - Last: Nov. 19, 2013 vs. NYI
 3(1) - Last: Nov. 19, 2013 vs. NYI (2G,1A)

LONGEST LEAFS STREAKS

3 - Last: Nov. 15 - 19, 2013 (2G,1A)
 1 - Dec. 5, 2013, (1G)
 2 - Nov. 16 - 19, 2013 (2A)

REGULAR SEASON SHOOTOUT ATTEMPTS


2008-09: None
 2011-12: None
 2012-13: None
 2013-14: None



BORN: MIDDLETOWN, NEW JERSEY,
 UNITED STATES
DATE: MAY 4, 1989
HEIGHT: 6' 3"
WEIGHT: 210 LBS.
SHOOTS: LEFT
POSITION: LEFT WING


BECAME A LEAF: Acquired from Philadelphia for Luke Schenn, June 23, 2012.

TRANSACTIONS: Originally Philadelphia's first choice, second overall, in 2007 Entry Draft.

 **2013-14 SEASON:** Played 80 games for the Maple Leafs collecting 61 points (30 goals, 31 assists) with 50 penalty minutes. Ranked 1st on Maple Leafs in PPG (9) and SHG (2), and 2nd in goals, assists, points and shots (279), and 3rd in TOI/game (21:03). Established single-season career-highs for goals, assists, points, penalty minutes, PPG and shots. Missed 2 games (Oct. 15 & 17) due to back spasms. Registered a season-high 5-game point streak (Oct. 22 - 30) with 7 points (2 goals, 5 assists). Collected 3 points (2 goals, 1 assist), a (+3) rating and named 3rd star Nov. 27 at PIT. Collected 3 points (1 goal, 2 assists), scored game-deciding shootout goal and named 1st star Dec. 7 at OTT. Named to 2014 U.S. Olympic Team Jan. 1. Scored a goal, scored game-deciding shootout goal and named 1st star Jan. 12 vs. NJD. Played 100th career Maple Leafs game and collected an assist Jan. 25 at WPG. Played 300th career NHL game Feb. 4 at FLA. Played 6 games for Team USA at 2014 Olympic Winter Games collecting 7 points (1 goal, 6 assists) and ranked 1st in tournament with (+7) rating. Collected a career-high (tie) 3 assists Feb. 27 at NYI. Scored 2 goals

Vs. NHL	GP	G	A	P	PTM
Anaheim	4	0	3	3	2
Arizona	5	1	0	1	4
Boston	18	4	4	8	12
Buffalo	18	7	3	10	8
Calgary	5	2	0	2	0
Carolina	16	2	5	7	6
Chicago	4	2	0	2	0
Colorado	5	1	2	3	2
Columbus	6	1	4	5	4
Dallas	7	0	3	3	0
Detroit	6	3	1	4	6
Edmonton	5	3	1	4	2
Florida	15	3	6	9	12
Los Angeles	6	2	3	5	4
Minnesota	4	1	0	1	2
Montréal	19	9	3	12	12
Nashville	4	1	1	2	4
New Jersey	18	7	5	12	6
NY Islanders	20	6	8	14	6
NY Rangers	20	5	3	8	12
Ottawa	19	8	9	17	6
Philadelphia	6	3	0	3	6
Pittsburgh	20	7	8	15	10
San Jose	6	0	3	3	2
St. Louis	5	2	0	2	2
Tampa Bay	18	5	7	12	17
Toronto	9	1	2	3	6
Vancouver	5	2	0	2	4
Washington	15	5	5	10	2
Winnipeg	16	2	8	10	6
NHL TOTALS:	324	95	97	192	165

and named 2nd star Mar. 1 at MTL. Registered a career-high TOI (26:14) Mar. 23 at NJD. Tied NHL record with goal 4 seconds into 2nd period Mar. 28 at PHI. Scored 30th goal of the season Apr. 3 vs. BOS. Shootout Stats: 6 for 10.

 **CAREER: 2012-13:** Played 48 games for the Maple Leafs collecting 32 points (18 goals, 14 assists) with 26 penalty minutes. Ranked 2nd on team in goals (tie), PPG (tie), GWG (3-tie) and shots (140), and 3rd in points. Played 1st career Maple Leafs game Jan. 19 at MTL. Scored 2 goals, including 1st goal and point as a Maple Leaf, added an assist, registered 100th career point (on 1st goal) and named 1st star Jan. 23 at PIT (Marc-Andre Fleury). Played 200th career NHL game Jan. 24 vs. NYI. Registered a 4-game point streak (Feb. 16 - 21) with 5 points (3 goals, 2 assists). Registered a season-high 5-game point streak (Apr. 4 - 13) with 7 points (2 goals, 5 assists). Scored 2 goals and named 2nd star Apr. 20 at OTT. Played 7 playoff games for the Maple Leafs collecting 7 points (2 goals, 5 assists) with 4 penalty minutes. Ranked 1st on team in playoff assists, points, shots and PPG (1-tie). Scored 1st playoff goal and point in GM #1 of ECQF May 1 at BOS. Collected 1st Maple Leafs playoff assist in GM #3 May 6 vs. BOS. Collected 2 assists in GM #6 May 12 vs. BOS. **2011-12:** Played 43 games for Philadelphia collecting 24 points (11 goals, 13 assists) with 24 penalty minutes. Played 7

CHILDHOOD HOCKEY IDOL:


ADAM GRAVES

FAVOURITE OFFSEASON**ACTIVITY:** TENNIS**FAVOURITE ROAD CITY:**

MINNESOTA

FAVOURITE RESTAURANT:

CHIPOTLE



playoff games for Philadelphia collecting 2 points (1 goal, 1 assist) with 4 penalty minutes. Collected a season-high (tie) 3 points (2 goals, 1 assist) Oct. 27 vs WPG. Collected a season-high (tie) 3 points (1 goal, 2 assists) Nov. 5 vs. CBJ. Scored 2 goals, including GWG, Jan. 5 vs. CHI. Missed 15 games (Jan. 14 - Feb. 16) due to concussion. Missed 19 regular season games and 4 playoff games (Mar. 4 - Apr. 18) with broken foot. **2010-11:** Played 75 games for Philadelphia collecting 40 points (21 goals, 19 assists) with 35 penalty minutes. Established a career-high plus/minus. Registered a 5-game point-streak (Nov. 18 - 26) with 6 points (3 goals, 3 assists). Registered a 3-game goal-streak (Nov. 22 - 26) with 3 goals. Played 100th career NHL game Dec. 1 vs. BOS. Registered a 3-game point-streak (Mar. 24 - 27) with 5 points (3 goals, 2 assists). Scored 1st career hat-trick Mar. 26 at NYI. Played 11 playoff games for Philadelphia scoring 7 goals with 4 penalty minutes. Ranked 1st (tie) on Philadelphia in playoff goals. Scored a goal in each of the last 3 games in ECQF against BUF. Played 2 games for Team USA at IIHF World Championship scoring 1 goal with 2 penalty minutes. **2009-10:** Played 78 games for Philadelphia collecting 35 points (15 goals, 20 assists) with 30 penalty minutes. Ranked 1st (tie) on team in GWG (6). Ranked 1st (tie) among NHL rookies in GWG. Ranked 5th among NHL rookies in goals, 8th in points and assists. Registered 8 multi-point games. Collected 1st NHL point (assist) in 1st NHL game Oct. 2 at CAR. Scored 1st NHL goal and collected an assist Oct. 24 vs. FLA (Tomas Vokoun). Tied an NHL record by scoring GWG in Philadelphia's 3rd consecutive victory Nov. 19 at LAK. Registered a 4-game point-streak (Nov. 12 - 20) with 4 points (3 goals, 1 assist). Named NHL Rookie of the Month (November) with 9 points (4 goals, 5 assists) in 12 games. Played 21 playoff games for Philadelphia collecting 6 points (3 goals, 3 assists) with 4 penalty minutes. Collected 1st career NHL playoff point (assist) in GM #2 of ECQF Apr. 16 vs. NJD. Scored 1st career NHL playoff goal in GM #7

of ECSF May 14 vs. BOS (Tuukka Rask). Collected 2 points (1 goal, 1 assist) in GM #1 of ECF May 16 vs. MTL. Scored a goal in GM #5 of SCF June 6 at CHI. **2008-09:** Played 36 games for the University of New Hampshire (HE) collecting 40 points (17 goals, 23 assists) with 47 penalty minutes. Ranked 1st on team in assists and points. Ranked 1st on team and 2nd in NCAA with 4 SHG. Named to New England Division I All-Star Team and Hockey East 2nd All-Star Team. After UNH season completed joined Philadelphia (AHL). Played 7 games for Philadelphia (AHL) collecting 2 points (1 goal, 1 assist) with 2 penalty minutes. Played 4 playoff games for Philadelphia (AHL) collecting 2 penalty minutes. Played 6 games for Team USA at IIHF World Junior Championship collecting 10 points (6 goals, 4 assists) with 4 penalty minutes. Ranked 1st on Team USA in goals and 2nd in points. **2007-08:** Played 31 games for University of New Hampshire collecting 34 points (11 goals, 23 assists) with 36 penalty minutes. Ranked 4th in NCAA rookie scoring. Ranked 3rd on UNH in points. Ranked first among UNH rookies in points. Named to Hockey East All-Rookie Team. Named Hockey East Rookie of the Month (March). Played 6 games for Team USA at IIHF World Junior Championship collecting 11 points (5 goals, 6 assists). Ranked 1st on Team USA in goals and points. Named to the IIHF World Junior Championship Tournament All-Star Team. **2005-07:** Played two seasons for the United States National Development Team Program. **2006-07:** Played 7 games for Team USA at IIHF World Junior Championship scoring 1 goal with 2 penalty minutes. Played 7 games for Team USA at IIHF World Under-18 Championship collecting 12 points (5 goals, 7 assists). Ranked 1st (tie) in tournament scoring. Named Tournament MVP, Top Forward and selected to the Tournament All-Star Team. Won silver medal with Team USA. **2005-06:** Played 6 games for Team USA at 2006 IIHF World Under-18 Championship collecting 1 assist and won gold medal. Played in 2006 World Under-17 Hockey Challenge and won silver medal.

AMATEUR AND PRO RECORD		REGULAR SEASON													PLAYOFFS				
SEASON	CLUB	LEAGUE	GP	G	A	PTS	+/-	PIM	PP	SH	GW	S	%	GP	G	A	PTS	PIM	
2005-06	USNTDP	U-17	11	7	5	12	---	18	--	--	--	--	---	--	--	--	---	---	
	USNTDP	U-18	14	1	3	4	---	6	--	--	--	--	---	--	--	--	---	---	
	USNTDP	NAHL	37	18	11	29	---	36	--	--	--	--	---	7	1	0	1	8	
2006-07	UNITED STATES	WJC-U18	6	0	1	1	---	2	--	--	--	--	---	--	--	--	---	---	
	USNTDP	U-18	39	25	28	53	---	48	--	--	--	--	---	--	--	--	---	---	
	USNTDP	NAHL	12	13	12	25	---	37	--	--	--	--	---	--	--	--	---	---	
2007-08	UNITED STATES	WJC	7	1	0	1	---	2	--	--	--	--	---	--	--	--	---	---	
	UNITED STATES	WJC-U18	7	5	7	12	---	4	--	--	--	--	---	--	--	--	---	---	
	NEW HAMPSHIRE	HE	31	11	23	34	---	36	--	--	--	--	---	--	--	--	---	---	
2008-09	UNITED STATES	WJC	6	5	6	11	---	2	--	--	--	--	---	--	--	--	---	---	
	PHILADELPHIA	AHL	7	1	1	2	2	2	0	0	0	15	6.7	4	0	0	0	2	
	NEW HAMPSHIRE	HE	36	17	23	40	---	47	--	--	--	--	---	--	--	--	---	---	
2009-10	UNITED STATES	WJC	6	6	4	10	---	4	--	--	--	--	---	--	--	--	---	---	
	PHILADELPHIA	NHL	78	15	20	35	-1	30	4	0	6	173	8.7	21	3	3	6	4	
	PHILADELPHIA	NHL	75	21	19	40	15	35	3	0	4	173	12.1	11	7	0	7	4	
2010-11	UNITED STATES	WC	2	1	0	1	---	2	--	--	--	--	---	--	--	--	---	---	
	PHILADELPHIA	NHL	43	11	13	24	-1	24	2	0	1	121	9.1	7	1	1	2	4	
	TORONTO	NHL	48	18	14	32	-7	26	5	0	3	140	12.9	7	2	5	7	4	
2013-14	TORONTO	NHL	80	30	31	61	-9	50	9	2	3	279	10.8	--	--	--	---	---	
	UNITED STATES	OLY	6	1	6	7	---	2	--	--	--	16	6.3	--	--	--	---	---	
	NHL TOTALS		324	95	97	192	-3	165	23	2	17	886	10.7	46	13	9	22	16	
LEAFS TOTALS		128	48	45	93	-16	76	14	2	6	319	15.0	7	2	5	7	4		

NHL FIRSTS

Game: Oct. 2 (PHI) at CAR
 Point: Oct. 2 (PHI) at CAR (assist)
 Goal: Oct. 24 (PHI) vs. FLA (Tomas Vokoun)

NHL SINGLE GAME MILESTONES

HAT TRICKS 1 - Last: Mar. 26, 2011 (PHI) at NYI
 MOST GOALS 3(1) - Last: Mar. 26, 2011 (PHI) at NYI
 MOST ASSISTS 3(2) - Last: Feb. 27, 2014 (TOR) at NYI
 MOST POINTS 3(8) - Last: Feb. 27, 2014 (TOR) at NYI (3A)
 *number of times occurred in parenthesis ().

LONGEST NHL STREAKS

POINTS 5 - Last: Oct. 22 - 30, 2013 (TOR) (26, 5A)
 GOALS 3 - Last: Jan. 10 - 14, 2014 (TOR) (3G)
 ASSISTS 4 - Last: Apr. 6 - 13, 2013 (TOR) (5A)

REGULAR SEASON OT GOALS

None

REGULAR SEASON PENALTY SHOTS

1. Oct. 22, 2013 (TOR) vs. ANA (Hiller, Unsuccessful)

LEAFS FIRSTS

Game: Jan. 19, 2013 at MTL
 Point: Jan. 23, 2013 at PIT (goal) *2 goals, 1 assist
 Goal: Jan. 23, 2013 at PIT (Marc-Andre Fleury)

LEAFS SINGLE GAME MILESTONES

None
 2(8) - Last: Mar. 1, 2014 at MTL
 3(1) - Last: Feb. 27, 2014 at NYI
 3(4) - Last: Feb. 27, 2014 at NYI (3A)

LONGEST LEAFS STREAKS


5 - Last: Oct. 22 - 30, 2013 (26, 5A)
 3 - Last: Jan. 10 - 14, 2014 (3G)
 4 - Last: Apr. 6 - 13, 2013 (5A)

REGULAR SEASON SHOOTOUT ATTEMPTS

2009-10: None
 2010-11: None
 2011-12: Scored 1 goals in 2 attempts
 2012-13: Did not score in 2 attempts
 2013-14: Scored 6 goals in 10 attempts
 CAREER: Scored 7 goals in 14 attempts







BORN: TORONTO, ONTARIO,
 CANADA
DATE: MARCH 6, 1985
HEIGHT: 6' 2"
WEIGHT: 207 LBS.
SHOOTS: LEFT
POSITION: LEFT WING

BECAME A LEAF: Signed as a free agent by Toronto, July 28, 2014.

TRANSACTIONS: Originally Phoenix's 10th choice, 265th overall, in 2004 Entry Draft. Traded to Colorado by Phoenix for Colorado's 4th round choice (Rhett Holland) in 2012 Entry Draft, June 28, 2010. Traded to San Jose by Colorado with T.J. Galiardi and Anaheim's 7th choice (previously acquired) in 2013 Entry Draft for Jamie McGinn, Michael Sgarbossa and Mike Connolly, February 27, 2012. Signed as a free agent by Anaheim, July 20, 2012.

 **2013-14 SEASON:** Played 76 games for Anaheim collecting 30 points (6 goals, 24 assists) with 23 penalty minutes. Established career-highs for assists and points. Collected a career-high 3 assists Dec. 9 vs. NYI. Registered a career-high 3-game assist streak (Dec. 7 - 11) with 5 assists. Scored 4th career SHG on the GWG in 100th career game with Anaheim Jan. 30 vs. PHI. Collected 100th career assist Mar. 31 vs. WPG. Scored 5th career GWG on SHG Apr. 7 at VAN. Played 9 playoff games for Anaheim collecting 1 assist with 2 penalty minutes.

 **CAREER: 2012-13:** Played 48 games for Anaheim collecting 19 points (6 goals, 13 assists) with 16 penalty minutes. 1 of 3 Anaheim players to play in all 48 games. Established a career-high for plus/minus (+13). Became 1st player in Anaheim franchise history to score 5 goals in 1st 4 games of season (Jan. 19 - 26). Tied a career-high with 2 goals in a game Jan.

Vs. NHL	GP	G	A	P	PTM
Anaheim	26	0	3	3	20
Arizona	19	1	5	6	0
Boston	7	1	2	3	0
Buffalo	8	2	3	5	4
Calgary	28	9	5	14	16
Carolina	5	0	0	0	0
Chicago	24	0	5	5	10
Colorado	18	2	2	4	13
Columbus	21	1	6	7	22
Dallas	32	2	7	9	14
Detroit	22	2	4	6	4
Edmonton	28	2	6	8	19
Florida	6	0	3	3	0
Los Angeles	37	3	3	6	23
Minnesota	26	0	6	6	15
Montréal	6	1	1	2	2
Nashville	21	4	4	8	8
New Jersey	7	1	1	2	2
NY Islanders	8	0	6	6	2
NY Rangers	7	3	5	8	0
Ottawa	7	1	1	2	2
Philadelphia	7	1	0	1	2
Pittsburgh	7	0	0	0	0
San Jose	33	2	6	8	30
St. Louis	26	2	5	7	6
Tampa Bay	6	0	1	1	4
Toronto	7	3	3	6	0
Vancouver	27	6	5	11	6
Washington	5	0	1	1	2
Winnipeg	9	0	2	2	0
NHL TOTALS:	490	49	101	150	226

19 at VAN & Jan. 21 at CGY. Played 400th career NHL game Mar. 29 at CHI. **2011-12:** Split season between Colorado and San Jose. Played 63 games for Colorado collecting 18 points (5 goals, 13 assists) with 42 penalty minutes. Played 300th career NHL game Nov. 15 at PIT. Registered 1st career 'Gordie Howe hat-trick' with goal, assist and fight, and a season-high 2 points Dec. 15 at SJS. Collected 100th career NHL point (goal) Apr. 3 at DAL. Traded by Colorado to San Jose Feb. 27. Played 21 games for San Jose collecting 5 points (3 goals, 2 assists) with 10 penalty minutes. Ranked 1st in NHL games played (84), which was the most in NHL since Sean Avery played 84 in 2006-07 with LAK and NYR. Played 84 games combined with Colorado and San Jose collecting 23 points (8 goals, 15 assists) with 52 penalty minutes. Played 5 playoff games for San Jose collecting 1 assist with 6 penalty minutes. Collected 1st career playoff point (assist) in GM #5 of WCQF Apr. 21 at STL. **2010-11:** Played 80 games for Colorado collecting 26 points (11 goals, 15 assists) with 35 penalty minutes. Tied a career-high with 11 goals. Established a career-high for shots on goal (167). Ranked 1st on Colorado in SHG (2) and SH TOI (218:5). Scored 1st career SHG Dec. 31 at CGY. Scored 1st career PPG Feb. 14 vs. CGY. **2009-10:** Played 74 games for Phoenix collecting 19 points (4 goals, 15 assists) with 12 penalty minutes. Registered a career-high 4-game point streak (Oct. 26 - 31) with 5 points (1 goal, 4 assists). Played 7 playoff games for Phoenix while going scoreless. Played 1st career NHL playoff game in GM #1 of WCQF Apr. 14 vs. DET. **2008-09:** Played 49 games for Phoenix collecting 7 points



CHILDHOOD HOCKEY IDOL:
DOUG GILMOUR

FAVOURITE BOARD GAME:
SCATTERGORIES

FAVOURITE HOCKEY MEMORY:
MY FIRST NHL GAME

PRE-GAME RITUAL:
PUTTING MY LEFT SKATE ON FIRST

(3 goals, 4 assists) with 63 penalty minutes. Established a career-high 63 penalty minutes. Missed 5 games due to injury Nov. 18 - 26. Played 5 games for San Antonio (AHL) collecting 4 penalty minutes during a conditioning assignment (Jan. 1-10). Tied a career-high with 3 points (2 goals, 1 assist) and a (+3) rating Feb. 14 vs. CGY. **2007-08:** In 1st NHL season played 79 games for Phoenix collecting 26 points (11 goals, 15 assists) with 25 penalty minutes. Made NHL debut and scored GWG Oct. 4 vs. STL (Manny Legace). Collected 1st NHL assist Oct. 11 at NSH. Registered 1st career multi-point game with 2 points (1 goal, 1 assist) Nov. 24 vs. TOR. **2006-07:** Played 66 games for San Antonio collecting 21 points (9 goals, 12 assists) with 34 penalty minutes. Played 5 games for Phoenix

(ECHL) collecting 6 assists with 9 penalty minutes. **2005-06:** After season completed at University of New Hampshire (HE) played 7 games for San Antonio collecting 2 points (1 goal, 1 assist) with 8 penalty minutes. Scored a goal in professional debut Apr. 6 vs. Milwaukee. **2003-06:** Played 118 games over three seasons at University of New Hampshire (HE) collecting 95 points (37 goals, 58 assists) with 82 penalty minutes. In 2005-06 named Hockey East Second Team All-Star and ranked 5th in league scoring with 41 points (15 goals, 26 assists). Ranked 1st (tie) on New Hampshire in assists and 2nd (tie) in points. Named Hockey East Player of the Month for November 2005.

AMATEUR AND PRO RECORD

REGULAR SEASON

PLAYOFFS

SEASON	CLUB	LEAGUE	GP	G	A	PTS	+/-	PIM	PP	SH	GW	S	%	GP	G	A	PTS	PIM
2003-04	U. OF NEW HAMPSHIRE	HE	38	4	10	14	---	12	--	--	--	---	---	--	--	--	---	---
2004-05	U. OF NEW HAMPSHIRE	HE	42	18	22	40	---	26	--	--	--	---	---	--	--	--	---	---
2005-06	SAN ANTONIO	AHL	7	1	1	2	0	8	0	0	0	---	---	--	--	--	---	---
	U. OF NEW HAMPSHIRE	HE	39	15	26	41	---	44	--	--	--	---	---	--	--	--	---	---
2006-07	SAN ANTONIO	AHL	66	9	12	21	-9	34	2	0	2	---	---	--	--	--	---	---
	PHOENIX	ECHL	5	0	6	6	-2	9	0	0	0	---	---	--	--	--	---	---
2007-08	PHOENIX	NHL	79	11	15	26	-3	25	0	0	1	122	9.0	--	--	--	---	---
2008-09	PHOENIX	NHL	49	3	4	7	1	63	0	0	0	66	4.6	---	---	---	---	---
	SAN ANTONIO	AHL	5	0	0	0	-4	4	0	0	0	---	---	--	--	--	---	---
2009-10	PHOENIX	NHL	74	4	15	19	1	12	0	0	1	83	4.8	7	0	0	0	0
2010-11	COLORADO	NHL	80	11	15	26	-2	35	2	2	1	167	6.6	---	---	---	---	---
2011-12	COLORADO	NHL	63	5	13	18	-11	42	0	1	0	155	3.2	---	---	---	---	---
2012-13	SAN JOSE	NHL	21	3	2	5	0	10	0	0	1	29	10.3	5	0	1	1	6
2012-13	ANAHEIM	NHL	48	6	13	19	13	16	0	0	1	95	6.3	7	0	1	1	7
2013-14	ANAHEIM	NHL	76	6	24	30	6	23	0	2	2	115	5.2	9	0	1	1	2
	NHL TOTALS		490	49	101	150	5	226	2	5	7	832	5.9	28	0	3	3	15

NHL FIRSTS

Game: Oct. 4, 2007 (PHX) vs. STL
 Point: Oct. 4, 2007 (PHX) vs. STL (goal)
 Goal: Oct. 4, 2007 (PHX) vs. STL (Manny Legace)

NHL SINGLE GAME MILESTONES

HAT TRICKS None
 MOST GOALS 2(3) - Last: Jan. 21, 2013 (ANA) at CGY
 MOST ASSISTS 3(1) - Last: Dec. 9, 2013 (ANA) vs. NYI
 MOST POINTS 3(3) - Last: Dec. 9, 2013 (ANA) vs. NYI (3A)
 *number of times occurred in parenthesis ().

LONGEST NHL STREAKS

POINTS 4 - Last: Oct. 26 - 31, 2009 (PHX) (1G, 4A)
 GOALS 2 - Last: Jan. 19 - 21, 2013 (ANA) (4G)
 ASSISTS 3 - Last: Dec. 7 - 11, 2013 (ANA) (5A)

REGULAR SEASON OT GOALS

None

REGULAR SEASON PENALTY SHOTS

None

LEAFS SINGLE GAME MILESTONES

N/A
 N/A
 N/A
 N/A

LONGEST LEAFS STREAKS

N/A
 N/A
 N/A

REGULAR SEASON SHOOTOUT ATTEMPTS

2007-08: None
 2008-09: None
 2009-10: None
 2010-11: None
 2011-12: None
 2012-13: None
 2013-14: None



BORN: HAMILTON, ONTARIO,
 🇨🇦 CANADA
DATE: APRIL 30, 1988
HEIGHT: 5' 9"
WEIGHT: 175 LBS.
SHOOTS: RIGHT
POSITION: LEFT WING

BECAME A LEAF: Signed as a free agent by Toronto, March 28, 2012.

TRANSACTIONS: None.

2013-14 SEASON: Played 1 game for the Maple Leafs while going scoreless. Played 64 games for the Toronto Marlies (AHL) collecting 69 points (17 goals, 52 assists) with 16 penalty minutes. Recalled from the Marlies Oct. 5. Made NHL debut Oct. 5 vs. OTT. Assigned to the Marlies Oct. 6. Ranked 2nd in AHL assists. Ranked 1st on Marlies in assists, 2nd in points and PPG (9), and 3rd in shots (142-tie). Selected to play in AHL All-Star Game, but did not play due to injury. Selected to the AHL Second All-Star Team. Played 11 playoff games for the Marlies collecting 11 points (4 goals, 7 assists) with 2 penalty minutes. Scored a career AHL playoff-high 3 goals May 29 vs. Texas. Ranked 1st (tie) on Marlies in playoff PPG (3).

CAREER: **2012-13:** In 1st full professional season played 55 games for the Marlies collecting 33 points (13 goals, 20 assists) with 10 penalty minutes. Ranked 1st among all Marlies rookies in goals, assists and points. Scored 1st AHL goal Nov. 2 at Abbotsford. Began season on a 4-game point streak (Nov. 2 - 16) with 6 points (1 goal, 5 assists). Played 5 playoff games for the Marlies collecting 5 points (2 goals, 3 assists) with 2 penalty minutes. Collected


a playoff-high 3 points (1 goal, 2 assists) May 18 at Grand Rapids. **2011-12:** Played 39 games for the University of Maine (HE) collecting 62 points (21 goals, 41 assists) with 34 penalty minutes. Served as an assistant captain for Maine. Ranked 1st in NCAA assists and points. Ranked 1st on team in assists and points. Ranked 2nd on team in goals. Named a top three finalist for the Hobey Baker Award given annually to the top NCAA hockey player. Named to NCAA - East First All American Team. Named Hockey East Player of the Year. Selected to the Hockey East First All-Star Team. Named Hockey East Player of the Month for December and February. Named Hockey East Player of the Week on three occasions. After season finished at Maine signed ATO contract with the Toronto Marlies (AHL). Played 3 games for the Marlies collecting 1 assist. Played 5 playoff games for the Marlies. **2010-11:** Played 36 games for Maine collecting 40 points (17 goals, 23 assists) with 16 penalty minutes. Ranked 1st on the team in PPG (8). Ranked 2nd on the team in points. Ranked 3rd on the team in goals and assists. Named Hockey East Player of the Month for October. Named a Maine Scholar-Athlete Award winner. **2009-10:** Played 38 games for Maine collecting 28 points (9 goals, 19 assists) with 6 penalty minutes. Named a Maine Scholar-Athlete Award winner. Named to the Hockey East Academic Honor Roll. **2008-09:** Played 38 games for Maine collecting 16 points (7 goals, 9 assists) with 8 penalty minutes. Ranked 1st on the team in PPG (6).


AMATEUR AND PRO RECORD

REGULAR SEASON

PLAYOFFS

SEASON	CLUB	LEAGUE	GP	G	A	PTS	+/-	PIM	PP	SH	GW	S	S%	GP	G	A	PTS	PIM
2006-07	HAMILTON	OPJHL	49	32	43	75	---	22	7	4	3	---	---	19	4	5	9	12
2007-08	HAMILTON	OPJHL	48	42	41	83	---	42	16	0	8	---	---	5	2	4	6	2
2008-09	U. OF MAINE	HE	38	7	9	16	---	8	6	0	1	---	---	---	---	---	---	---
2009-10	U. OF MAINE	HE	38	9	19	28	---	6	1	0	3	---	---	---	---	---	---	---
2010-11	U. OF MAINE	HE	36	17	23	40	---	16	8	0	2	---	---	---	---	---	---	---
2011-12	TORONTO	AHL	3	0	1	1	-1	0	0	0	0	2	0.0	5	0	0	0	0
	U. OF MAINE	HE	39	21	41	62	---	34	4	1	2	152	---	---	---	---	---	---
2012-13	TORONTO	AHL	55	13	20	33	9	10	5	0	1	104	12.5	5	2	3	5	2
2013-14	TORONTO	NHL	1	0	0	0	-2	0	0	0	0	2	0.0	---	---	---	---	---
	TORONTO	AHL	64	17	52	69	10	16	9	0	3	142	12.0	11	4	7	11	2
	NHL TOTALS		1	0	0	0	-2	0	0	0	0	2	0.0	---	---	---	---	---



BORN: VICTORIAVILLE, QUEBEC,
 CANADA
DATE: JANUARY 5, 1994
HEIGHT: 6' 2"
WEIGHT: 209 LBS.
CATCHES: LEFT
POSITION: GOALTENDER

BECAME A LEAF: Toronto's fourth choice, 172nd overall, in 2013 Entry Draft.

TRANSACTIONS: None.

2013-14 SEASON: Split season between Charlottetown (QMJHL) and Val d'Or. Played 26 games for Charlottetown compiling a record of 8-11-5 with a 3.29 goals against average, a .911 save percentage and 1 shutout. Traded from Charlottetown to Val d'Or Dec. 28. Played 22 games for Val d'Or compiling a record of 13-7-1 with a 3.03 goals against average, a .900 save percentage and 1 shutout. Played 24 playoff games for Val d'Or compiling a record of 16-8 with a 2.80 goals against average, a .913 save percentage and 1 shutout. Won QMJHL President's Cup championship with Val D'Or. Played 4 games for Val D'Or at Memorial Cup compiling a record of 2-2, a 2.76 goals against average, a .932 save percentage and 1 shutout. Named Outstanding Goaltender of Memorial Cup and was selected to the tournament's All-Star Team.

CAREER: 2012-13: Played 46 games for PEI (QMJHL) compiling a record of 28-11-3 with a 2.81 goals against average, a .911 save percentage and 5 shutouts. Played 6 playoff games for PEI compiling a record of 2-4 with a 3.37 goals against average and a .907 save percentage. **2011-12:** Played 29 games for PEI compiling a record of 7-9-1 with a 4.46 goals against average and a .868 save percentage. **2010-11:** Played 3 games for Lewiston compiling a record of 2-0-0 with a 2.10 goals against average and a .914 save percentage.

AMATEUR AND PRO RECORD

REGULAR SEASON

PLAYOFFS

SEASON	CLUB	LEAGUE	GP	MINS	W	L	OT	GA	SO	AVG.	GP	MINS	W	L	GA	SO	AVG.
2010-11	LEWISTON	QMJHL	3	143	2	0	0	5	0	2.10	-	-	-	-	-	-	-
2011-12	PEI	QMJHL	29	1183	7	9	1	88	0	4.46	-	-	-	-	-	-	-
2012-13	PEI	QMJHL	46	2571	28	11	3	118	5	2.81	6	374	2	4	21	0	3.37
2013-14	CHARLOTTETOWN	QMJHL	26	1424	8	11	5	78	1	3.29	-	-	-	-	-	-	-
	VAL D'OR	QMJHL	22	1267	13	7	1	64	1	3.03	24	1476	16	8	69	1	2.80
	MEMORIAL CUP		4	282	2	1	1	13	1	2.76	-	-	-	-	-	-	-



BORN: BINGHAMTON, NEW YORK,
 UNITED STATES
DATE: APRIL 30, 1993
HEIGHT: 6' 3"
WEIGHT: 224 LBS.
SHOOTS: RIGHT
POSITION: RIGHT WING

BECAME A LEAF: Toronto's first choice, 22nd overall, in 2011 Entry Draft.

TRANSACTIONS: None.

2013-14 SEASON: In 1st professional season played 57 games for the Toronto Marlies (AHL) collecting 9 points (7 goals, 2 assists) with 39 penalty minutes. Scored 1st goal of season Oct. 6 vs. Lake Erie. Collected 1st career AHL assist Dec. 13 at Hamilton. Played 3 playoff games for the Marlies collecting 4 penalty minutes.

CAREER: 2012-13: Played 60 games for Oshawa (OHL) collecting 53 points (26 goals, 27 assists) with 55 penalty minutes. Ranked 3rd on Oshawa in goals and points. Played 9 playoff games for Oshawa collecting 1 assist with 13 penalty minutes. After season completed with Oshawa joined the Toronto Marlies (AHL). Played 4 games for the

Marlies scoring 1 goal. Played 1st career AHL game Apr. 14 at Abbotsford. Scored 1st AHL goal Apr. 21 vs. St. John's. Played 1 playoff game for the Marlies. Played 7 games for Team USA at IIHF World Junior Championship collecting 1 assist with 8 penalty minutes. Won gold medal with United States. **2011-12:** Played 37 games as a freshman for the University of Miami Ohio (CCHA) collecting 17 points (9 goals, 8 assists) with 63 penalty minutes. **2010-11:** Played 20 games for the U.S. National Development Team (USHL) collecting 11 points (7 goals, 4 assists) with 41 penalty minutes. Played 35 games for the U.S. National Development Team (U-18) collecting 20 points (12 goals, 8 assists) with 120 penalty minutes. **2009-10:** Played 24 games for U.S. National Development Team (USHL) collecting 11 points (6 goals, 5 assists) with 54 penalty minutes. Played 20 games for U.S. National Development Team (U-17) collecting 14 points (10 goals, 4 assists) with 31 penalty minutes. Played 13 games for U.S. National Development Team (U-18) collecting 2 points (1 goal, 1 assist) with 6 penalty minutes.

AMATEUR AND PRO RECORD

REGULAR SEASON

PLAYOFFS

SEASON	CLUB	LEAGUE	GP	G	A	PTS	+/-	PIM	PP	SH	GW	S	S%	GP	G	A	PTS	PIM
2009-10	USNTDP	USHL	24	6	5	11	--	54	--	--	--	--	--	--	--	--	--	--
	USNTDP	U-17	20	10	4	14	--	31	--	--	--	--	--	--	--	--	--	--
	USNTDP	U-18	13	1	1	2	--	6	--	--	--	--	--	--	--	--	--	--
2010-11	USNTDP	USHL	20	7	4	11	--	41	--	--	--	--	--	--	--	--	--	--
	USNTDP	U-18	35	12	8	20	--	120	--	--	--	--	--	--	--	--	--	--
2011-12	U. OF MIAMI	CCHA	37	9	8	17	--	63	--	--	--	--	--	--	--	--	--	--
2012-13	TORONTO	AHL	4	1	0	1	1	0	--	--	--	--	--	1	0	0	0	0
	OSHAWA	OHL	60	26	27	53	11	55	6	1	--	--	--	9	0	1	1	13
	UNITED STATES	WJC	7	0	1	1	--	8	--	--	--	--	--	--	--	--	--	--
2013-14	TORONTO	AHL	57	7	2	9	0	39	--	--	--	--	--	3	0	0	0	4



BORN: MISSISSAUGA, ONTARIO,
 🇨🇦 CANADA
DATE: JANUARY 4, 1993
HEIGHT: 6' 2"
WEIGHT: 230 LBS.
SHOOTS: LEFT
POSITION: LEFT WING

BECAME A LEAF: Toronto's sixth choice, 152nd overall, in 2011 Entry Draft.

TRANSACTIONS: None.

2013-14 SEASON: Played 5 games for the Maple Leafs collecting 1 assist with 5 penalty minutes. Played 63 games for the Toronto Marlies (AHL) collecting 16 points (3 goals, 13 assists) with 120 penalty minutes. Recalled from the Marlies Oct. 9. Made NHL debut and registered a fighting major Oct. 10 at NSH. Collected 1st NHL point (assist) Oct. 12 vs. EDM. Assigned to the Marlies Oct. 20. Ranked 3rd on Marlies in penalty minutes. Collected 1st career AHL point (2 assists) Oct. 5 vs. Grand Rapids. Scored 1st career AHL goal Nov. 29 at Hamilton. Played 4 playoff games for the Marlies collecting 6 penalty minutes.

CAREER: **2012-13:** Played 67 games for Sault Ste. Marie (OHL) collecting 54 points (17 goals, 37 assists) with 77 penalty minutes. Ranked 3rd on Sault Ste. Marie in assists. Played 6 playoff games


for Sault Ste. Marie collecting 2 assists with 21 penalty minutes. Ranked 1st on Sault Ste. Marie in playoff penalty minutes. After season completed with Sault Ste. Marie joined the Toronto Marlies (AHL). Played 7 games for the Marlies collecting 15 penalty minutes. Played 3 playoff games for the Marlies collecting 2 penalty minutes. **2011-12:** Played 59 games for Sault Ste. Marie collecting 33 points (8 goals, 25 assists) with 81 penalty minutes. After season completed with Sault Ste. Marie joined the Marlies. Played 3 games for the Marlies collecting 5 penalty minutes. Made AHL debut Mar. 24 at Lake Erie. Played 2 playoff games for the Marlies. **2010-11:** Split season between Erie (OHL) and Sault Ste Marie. Played 41 games for Erie collecting 22 points (8 goals, 14 assists) with 51 points. Played 24 games for Sault Ste. Marie collecting 12 points (5 goals, 7 assists) with 34 penalty minutes. **2009-10:** In 1st full season in OHL with Erie played 64 games collecting 18 points (9 goals, 9 assists) with 42 penalty minutes. Played 4 playoff games for Erie collecting 2 penalty minutes.


AMATEUR AND PRO RECORD

REGULAR SEASON

PLAYOFFS


SEASON	CLUB	LEAGUE	GP	G	A	PTS	+/-	PIM	PP	SH	CW	S	%	GP	G	A	PTS	PIM
2009-10	ERIE	OHL	64	9	9	18	-19	42	4	0	---	---	---	4	0	0	0	2
2010-11	ERIE	OHL	41	8	14	22	-11	51	2	0	---	---	---	---	---	---	---	---
	SAULT STE. MARIE	OHL	24	5	7	12	1	34	1	0	---	---	---	---	---	---	---	---
2011-12	TORONTO	AHL	3	0	0	0	0	5	0	0	0	0.0	2	0	0	0	0	
	SAULT STE. MARIE	OHL	59	8	25	33	6	81	2	0	0	---	---	---	---	---	---	
2012-13	TORONTO	AHL	7	0	0	0	-2	15	0	0	0	10	0.0	3	0	0	0	2
	SAULT STE. MARIE	OHL	67	17	37	54	2	77	5	0	1	---	---	6	0	2	2	21
2013-14	TORONTO	NHL	5	0	1	1	1	5	0	0	0	3	0.0	---	---	---	---	---
	TORONTO	AHL	63	3	13	16	-4	120	2	0	2	77	3.9	4	0	0	0	6
	NHL TOTALS		5	0	1	1	1	5	0	0	0	3	0.0	---	---	---	---	---



BORN: TORONTO, ONTARIO,
 CANADA
DATE: JANUARY 14, 1994
HEIGHT: 5' 11"
WEIGHT: 175 LBS.
SHOOTS: RIGHT
POSITION: RIGHT WING

BECAME A LEAF: Toronto's fourth choice, 156th overall, in 2012 Entry Draft.

TRANSACTIONS: None.

 **2013-14 SEASON:** Played 68 games for Erie (OHL) collecting 128 points (45 goals, 83 assists) with 22 penalty minutes. Won the Eddie Powers Memorial Trophy as the Ontario Hockey League's top scorer. Led CHL in points. Most points in OHL since Patrick Kane collected 145 points in 2006-07 season. Ranked 1st in OHL assists. Ranked 1st on Erie in assists, points, PPG (20) and SHG (4). Ranked 2nd on Erie in goals. Won the Ontario Hockey League's Red Tilson Trophy as Most Outstanding Player of the Year. Named to Ontario Hockey League First All-Star Team. Represented Team OHL vs. Russia in Subway Super Series. Named OHL Player of the Week for week ending January 12 - collected 12 points (4 goals, 8 assists) in 3 games. Played 14 playoff games for Erie collecting 18 points (8 goals, 10 assists) with 8 penalty minutes. Ranked 3rd on Erie in playoff points.


 **CAREER: 2012-13:** Played 63 games for Erie collecting 69 points (28 goals, 41 assists) with 39 penalty minutes. Ranked 1st on Erie in goals, assists (tie), points and PPG (15). Named Erie captain prior to the beginning of the season. **2011-12:** Played 68 games for Erie collecting 53 points (25 goals, 28 assists) with 14 penalty minutes. Ranked 1st on Erie in goals and PPG (12). Ranked 2nd on Erie in assists and points.


AMATEUR AND PRO RECORD

REGULAR SEASON

PLAYOFFS

SEASON	CLUB	LEAGUE	GP	G	A	PTS	+/-	PIM	PP	SH	GW	S	S%	GP	G	A	PTS	PIM
2011-12	ERIE	OHL	68	25	28	53	-72	14	12	1	--	--	--	--	--	--	--	--
2012-13	ERIE	OHL	63	28	41	69	-11	39	15	1	--	--	--	--	--	--	--	--
2013-14	ERIE	OHL	68	45	83	128	44	22	20	4	--	--	--	14	8	10	18	8



BORN: STOUFFVILLE, ONTARIO,
 CANADA
DATE: FEBRUARY 4, 1992
HEIGHT: 6'
WEIGHT: 207 LBS.
SHOOTS: RIGHT
POSITION: CENTRE

BECAME A LEAF: Toronto's fifth choice, 144th overall, in 2010 Entry Draft.

TRANSACTIONS: None.

2013-14 SEASON: Played 62 games for the Toronto Marlies (AHL) collecting 35 points (14 goals, 21 assists) with 115 penalty minutes. Ranked 1st (tie) on the Marlies in SHG (2) and 2nd in plus/minus (+17). Collected a season-high 3 points (2 goals, 1 assist) Apr. 19 vs. RCH. Played 14 playoff games for the Marlies collecting 9 points (5 goals, 4 assists) with 10 penalty minutes. Scored 2 goals Apr. 25 at Milwaukee.

CAREER: 2012-13: Played 19 games for the Marlies collecting 4 points (2 goals, 2 assists) with 18 penalty minutes. Played 50 games for Idaho (ECHL) collecting 37 points (16 goals, 21 assists) with 70 penalty minutes. Began season with Idaho. Assigned to the Marlies Mar. 1. Collected 1st AHL point (assist) in 1st career AHL game Mar. 2 vs. Binghamton.


Scored 1st AHL goal Mar. 23 at Milwaukee. Played 5 playoff games for the Marlies. **2011-12:** Played 68 games for Brampton (OHL) collecting 67 points (37 goals, 30 assists) with 104 penalty minutes. Named 11th captain of Brampton Battalion. Ranked 1st on team in goals, assists, points, penalty minutes and PPG (II). Played 8 playoff games for Brampton collecting 8 points (4 goals, 4 assists) with 16 penalty minutes. Ranked 1st on team in playoff goals, points and penalty minutes. **2010-11:** Played 59 games for Brampton collecting 39 points (16 goals, 23 assists) with 74 penalty minutes. Ranked 3rd (tie) on team in points. Played 4 playoff games for Brampton collecting 1 assist with 4 penalty minutes. **2009-10:** Played 66 games for Brampton collecting 42 points (21 goals, 21 assists) with 96 penalty minutes. Ranked 2nd on the team in goals, assists, points and penalty minutes. Played 8 playoff games for Brampton collecting 4 points (2 goals, 2 assists) with 8 penalty minutes. **2008-09:** Played 61 games for Brampton collecting 21 points (10 goals, 11 assists) with 47 penalty minutes. Played 21 playoff games for Brampton scoring 1 goal with 16 penalty minutes.

AMATEUR AND PRO RECORD

REGULAR SEASON

PLAYOFFS

SEASON	CLUB	LEAGUE	GP	G	A	PTS	+/-	PIM	PP	SH	CW	S	%S	GP	G	A	PTS	PIM
2008-09	BRAMPTON	OHL	61	10	11	21	-2	47	3	0	--	--	---	21	1	0	1	16
2009-10	BRAMPTON	OHL	66	21	21	42	0	96	5	0	--	--	---	8	2	2	4	8
2010-11	BRAMPTON	OHL	59	16	23	39	-15	74	3	0	--	--	---	4	0	1	1	4
2011-12	BRAMPTON	OHL	68	37	30	67	9	104	11	1	--	--	---	8	4	4	8	16
2012-13	TORONTO	AHL	19	2	2	4	-2	18	0	0	--	--	---	5	0	0	0	0
	IDAHO	ECHL	50	16	21	37	15	70	2	0	--	--	---	--	--	--	--	--
2013-14	TORONTO	AHL	62	14	21	35	17	115	2	2	--	--	---	14	5	4	9	10



BORN: MISSISSAUGA, ONTARIO,
 CANADA
DATE: FEBRUARY 20, 1991
HEIGHT: 6' 5"
WEIGHT: 217 LBS.
SHOOTS: LEFT
POSITION: LEFT WING

BECAME A LEAF: Toronto's third choice, 68th overall, in 2009 Entry Draft.

TRANSACTIONS: None.

2013-14 SEASON: Played 2 games for the Maple Leafs while going scoreless. Played 55 games for the Toronto Marlies (AHL) collecting 8 points (4 goals, 4 assists) with 146 penalty minutes. Recalled from the Marlies Oct. 4. Made NHL debut Oct. 5 vs. OTT. Assigned to the Marlies Oct. 6. Recalled from the Marlies Oct. 7. Assigned to the Marlies Oct. 9. Ranked 1st on Marlies in penalty minutes. Played 2 playoff games for the Marlies collecting 2 penalty minutes.

CAREER: **2012-13:** In 1st professional season played 22 games for the Marlies collecting 5 points (2 goals, 3 assists) with 41 penalty minutes. Scored 1st career AHL goal and point Feb. 6 vs. Hamilton. Played 12 games for San Francisco (ECHL) collecting 1 goal and 45 penalty minutes. **2011-12:** Played 59


games for Plymouth (OHL) collecting 45 points (23 goals, 22 assists) with 104 penalty minutes. Played 13 playoff games for Plymouth collecting 3 points (2 goals, 1 assist) with 19 penalty minutes. Ranked 3rd on team in playoff penalty minutes. **2010-11:** Played 63 games for Plymouth collecting 38 points (18 goals, 20 assists) with 131 penalty minutes. Ranked 1st on team in penalty minutes. Played 10 playoff games for Plymouth collecting 5 points (2 goals, 3 assists) with 19 penalty minutes. Ranked 1st on team in playoff penalty minutes. **2009-10:** Played 51 games for Plymouth collecting 14 points (6 goals, 8 assists) with 84 penalty minutes. Played 9 playoff games for Plymouth collecting 1 assist with 12 penalty minutes. After season with Plymouth completed joined the Toronto Marlies (AHL). Played 2 games for the Marlies collecting 4 penalty minutes. Played 1st career AHL games Apr. 10 vs. Hamilton. **2008-09:** Played 64 games for Plymouth collecting 17 points (5 goals, 12 assists) with 92 penalty minutes. Played 11 playoff games for Plymouth collecting 17 penalty minutes.


AMATEUR AND PRO RECORD

REGULAR SEASON

PLAYOFFS

SEASON	CLUB	LEAGUE	GP	G	A	PTS	+/-	PIM	PP	SH	GW	S	S%	GP	G	A	PTS	PIM
2008-09	PLYMOUTH	OHL	64	5	12	17	-3	92	0	0	---	---	---	11	0	0	0	17
2009-10	TORONTO	AHL	2	0	0	0	-1	4	0	0	0	---	---	---	---	---	---	---
	PLYMOUTH	OHL	51	6	8	14	-4	84	0	1	---	---	---	9	0	1	1	12
2010-11	PLYMOUTH	OHL	63	18	20	38	6	131	7	2	---	---	---	10	2	3	5	19
2011-12	PLYMOUTH	OHL	59	23	22	45	15	104	5	0	---	---	---	13	2	1	3	19
2012-13	TORONTO	AHL	22	2	3	5	0	41	0	0	0	13	15.4	---	---	---	---	---
	SAN FRANCISCO	ECHL	12	1	0	1	-5	45	0	0	---	---	---	---	---	---	---	---
2013-14	TORONTO	NHL	2	0	0	0	-1	0	0	0	0	1	0.0	---	---	---	---	---
	TORONTO	AHL	55	4	4	8	0	146	0	0	1	33	12.1	2	0	0	0	2
	NHL TOTALS		2	0	0	0	-1	0	0	0	0	1	0.0	---	---	---	---	---




BORN: TORONTO, ONTARIO,
 CANADA
DATE: FEBRUARY 24, 1994
HEIGHT: 6' 1"
WEIGHT: 204 LBS.
SHOOTS: LEFT
POSITION: DEFENCE

BECAME A LEAF: Toronto's second choice, 35th overall, in 2012 Entry Draft.

TRANSACTIONS: None.

 **CAREER: 2012-13:** Played 41 games for Guelph collecting 31 points (11 goals, 20 assists) with 24 penalty minutes. Named Guelph's team captain. **2011-12:** Played 61 games for Guelph collecting 48 points (10 goals, 38 assists) with 58 penalty minutes. Played in CHL Top Prospects Game Feb. 1. Played 6 playoff games for Guelph collecting 2 assists with 10 penalty minutes. **2010-11:** Played 60 games for Guelph collecting 21 points (3 goals, 18 assists) with 23 penalty minutes. Played 5 playoff games for Guelph collecting 3 assists. Won a gold medal with Team Ontario at U17 World Hockey Challenge.

 **2013-14 SEASON:** Played 66 games for Guelph (OHL) collecting 61 points (14 goals, 47 assists) with 42 penalty minutes. Ranked 1st in OHL plus/minus (+57). Ranked 2nd among OHL defencemen in points. Represented Team OHL vs. Russia in Subway Super Series. Named to OHL 3rd All-Star Team. Played 20 playoff games for Guelph collecting 14 points (5 goals, 9 assists) with 6 penalty minutes. Won OHL championship with Guelph. Played 4 games for Guelph at Memorial Cup collecting 4 assists with 4 penalty minutes. Named to Memorial Cup All-Star Team. Won OHL's Commitment Award which is presented annually to the team captain who best exemplifies leadership both on and off the ice, with a passion and dedication to the game of hockey in his community.

AMATEUR AND PRO RECORD

REGULAR SEASON

PLAYOFFS

SEASON	CLUB	LEAGUE	GP	G	A	PTS	+/-	PIM	PP	SH	CW	S	S%	GP	G	A	PTS	PIM
2010-11	GUELPH	OHL	60	3	18	21	0	23	1	0	--	--	--	5	0	3	3	0
2011-12	GUELPH	OHL	61	10	38	48	-13	58	5	1	--	--	--	6	0	2	2	10
2012-13	GUELPH	OHL	41	11	20	31	2	24	5	0	--	--	--	--	--	--	--	--
2013-14	GUELPH	OHL	66	14	47	61	57	42	7	0	--	--	--	20	5	9	14	6
	MEMORIAL CUP		4	0	4	4	5	4	0	0	--	--	--	--	--	--	--	--



BORN: KARKKILA,
 + FINLAND
DATE: DECEMBER 27, 1992
HEIGHT: 6' 1"
WEIGHT: 195 LBS.
CATCHES: LEFT
POSITION: GOALTENDER

BECAME A LEAF: Signed as a free agent by Toronto, July 19, 2013.

TRANSACTIONS: Originally Los Angeles' first choice, 49th overall, in 2011 Entry Draft.

2013-14 SEASON: Split season between the Toronto Marlies (AHL) and Orlando (ECHL). Played 12 games for the Marlies compiling a record of 5-6-0 with a 2.44 goals against average and a .916 save percentage. Made Marlies debut, made 32 saves in 4-2 win Nov. 24 at San Antonio. Played 20 games for Orlando compiling a record of 8-9-2 with a 3.16 goals against average and a .892 save percentage. Played 2 playoff games for Orlando compiling a record of 1-1 with a 1.94 goals against average and a .951 save percentage.

CAREER: **2012-13:** Played 41 games for Chicoutimi (QMJHL) compiling a record of 17-18-4 with a 3.08 goals against average, a .902 save percentage and 4 shutouts. Named CHL Goaltender of the Week for period ending Jan. 6. Twice named QMJHL Third Star of the Week for periods ending Dec. 30 and Jan. 6. Played 6 playoff games for Chicoutimi compiling a record of 2-4 with a 3.87 goals against average and a .898 save percentage. **2011-12:** Played


48 games for Chicoutimi compiling a record of 27-17-4 with a 2.97 goals against average, a .893 save percentage and 3 shutouts. Played 18 playoff games for Chicoutimi compiling a record of 9-9 with a 3.12 goals against average, a .898 save percentage and 1 shutout. Named CHL Goaltender of the Week for the period ending Mar. 25. Played 2 games for Finland at IIHF World Hockey Championship compiling a record of 1-1-0, a 4.50 goals against average and a .866 save percentage. **2010-11:** Played 37 games for Chicoutimi compiling a record of 14-15-8 with a 2.42 goals against average, a .920 save percentage and 4 shutouts. Twice named CHL Goaltender of the Week for periods ending Jan. 9 and Feb. 27. Named QMJHL Third Star of the Month for January. Played in CHL Top Prospects Game. Played 4 playoff games for Chicoutimi compiling a record of 0-4 with a 5.20 goals against average and an .865 save percentage. Named to QMJHL First All-Star Team. First goaltender from CHL selected in NHL Entry Draft. **2009-10:** Played 29 games for Chicoutimi in 1st QMJHL season compiling a record of 8-19-0 with a 3.50 goals against average, a .844 save percentage with 2 shutouts. Named CHL Goaltender of the Week for period ending Oct. 11. Played 4 playoff games for Chicoutimi compiling a record of 2-1 with a 3.39 goals against average and a .871 save percentage.

AMATEUR AND PRO RECORD

REGULAR SEASON

PLAYOFFS

SEASON	CLUB	LEAGUE	GP	MINS	W	L	OT	GA	SO	AVG.	GP	MINS	W	L	GA	SO	AVG.
2009-10	CHICOUTIMI	QMJHL	29	1592	8	19	0	93	2	3.50	4	230	2	1	13	0	3.39
2010-11	CHICOUTIMI	QMJHL	37	2235	14	15	8	90	4	2.42	4	219	0	4	19	0	5.20
2011-12	CHICOUTIMI	QMJHL	48	2809	27	17	4	139	3	2.97	18	1116	9	9	58	1	3.12
	FINLAND	WJC	2	120	1	1	0	9	0	4.50	-	-	-	-	-	-	-
2012-13	CHICOUTIMI	QMJHL	41	2279	17	18	4	117	4	3.08	6	356	2	4	23	0	3.87
2013-14	TORONTO	AHL	12	639	5	6	0	26	0	2.44	-	-	-	-	-	-	-
	ORLANDO	ECHL	20	1178	8	9	2	62	0	3.16	2	123	1	1	4	0	1.94



BORN: WEST CHESTER,
PENNSYLVANIA, USA

DATE: JUNE 8, 1990

HEIGHT: 6' 6"

WEIGHT: 225 LBS.

SHOOTS: LEFT

POSITION: DEFENCE

BECAME A LEAF: Toronto's fifth choice, 128th overall, in 2009 Entry Draft.

TRANSACTIONS: None.

2013-14 SEASON: Played 41 games for the University of New Hampshire (Hockey East) collecting 28 points (7 goals, 21 assists) with 28 penalty minutes. Ranked 1st among team defencemen in assists and points. Ranked 3rd on the team in plus/minus (+16). Named 110th captain in New Hampshire history prior to the season. Named Hockey East Second Team All-Star. After season completed with New Hampshire joined the Toronto Marlies (AHL). Played 10 games for the Marlies collecting 2 assists with 2 penalty minutes. Played 1st professional game for the Marlies Mar. 29 vs Iowa. Collected 1st 2 professional points (2 assists) Apr. 6 vs. Utica. Made professional playoff debut Jun. 3 at Texas.

CAREER: 2012-13: Played 38 games for New Hampshire collecting 21 points (10 goals, 11 assists) with 8 penalty minutes. Ranked 1st among team defencemen in goals and 2nd in points. Ranked 2nd on the team in plus/minus (+14). **2011-12:** Played 37 games for New Hampshire collecting 12 points (3 goals, 9 assists) with 24 penalty minutes. **2010-11:** Did not play in freshman season at New Hampshire. **2009-10:** Played 50 games for Des Moines (USHL) collecting 20 points (3 goals, 17 assists) with 37 penalty minutes. Ranked 2nd among Des Moines defencemen in assists and points.

AMATEUR AND PRO RECORD

REGULAR SEASON

PLAYOFFS

SEASON	CLUB	LEAGUE	GP	G	A	PTS	+/-	PIM	PP	SH	CW	S	S%	GP	G	A	PTS	PIM
2009-10	DES MOINES	USHL	50	3	17	20	--	37	--	--	--	--	--	--	--	--	--	--
2011-12	U. OF NEW HAMPSHIRE	HE	37	3	9	12	3	24	--	--	--	--	--	--	--	--	--	--
2012-13	U. OF NEW HAMPSHIRE	HE	38	10	11	21	14	8	--	--	--	--	--	--	--	--	--	--
2013-14	U. OF NEW HAMPSHIRE	HE	41	7	21	28	16	28	--	--	--	--	--	1	0	0	0	0
	TORONTO	AHL	10	0	2	2	1	2	0	0	--	9	0.0					



BORN: LOS ANGELES, CALIFORNIA,
 UNITED STATES

DATE: MARCH 8, 1990

HEIGHT: 5' 8"

WEIGHT: 173 LBS.

SHOOTS: RIGHT

POSITION: FORWARD

BECAME A LEAF: Acquired from Los Angeles for Andrew Crescenzi, January 22, 2014.

TRANSACTIONS: Originally Los Angeles' eighth choice, 179th overall, in 2009 Entry Draft.

2013-14 SEASON: Split season between Manchester (AHL) and the Toronto Marlies (AHL). Played 43 games for Manchester (AHL) collecting 29 points (10 goals, 19 assists) with 38 penalty minutes. Acquired from Los Angeles by Maple Leafs Jan. 22. Played 32 games for the Marlies collecting 17 points (7 goals, 10 assists) with 32 penalty minutes. On combined season totals ranked 3rd on Marlies in assists. Played 14 playoff games for the Marlies collecting 6 points (4 points, 2 assists) with 8 penalty minutes.

CAREER: 2012-13: Played 74 games for Manchester collecting 56 points (26 goals, 30 assists) with 52 penalty minutes. Ranked 1st on Manchester in PPG (7) and ranked 2nd on Manchester in goals, assists and points. Played 4 playoff games for Manchester collecting 2 assists. **2011-12:** Played 74 games for


Manchester collecting 46 points (20 goals, 26 assists) with 58 penalty minutes. Ranked 1st on Manchester in PPG (7-tie). Ranked 2nd on team in goals, assists and points. Played 3 playoff games for Manchester collecting 2 points (1 goal, 1 assist) with 2 penalty minutes. **2010-11:** In 1st professional season played 73 games for Manchester collecting 48 points (23 goals, 25 assists) with 48 penalty minutes. Ranked 3rd (tie) on Manchester in goals. Played 7 playoff games for Manchester collecting 4 points (1 goal, 3 assists) with 2 penalty minutes. **2009-10:** Played 6 games for Canada at IIHF World Junior Championship collecting 7 points (3 goals, 4 assists). Won silver medal with Canada. **2006-10:** Played 4 seasons with the Calgary Hitmen of the Western Hockey League. In 217 career games with Calgary (WHL) collected 270 points (92 goals, 178 assists) with 158 penalty minutes. In 57 career playoff games with Calgary (WHL) collected 67 points (19 goals, 48 assists) with 26 penalty minutes. Played 2 games for Calgary (WHL) at 2010 Memorial Cup collecting 2 assists. Ranked 1st in WHL scoring in 2009-10 with 107 points (32 goals, 75 assists). Named WHL East First All-Star Team in 2009 & 2010. Named to CHL First All-Star Team in 2010.

AMATEUR AND PRO RECORD

REGULAR SEASON

PLAYOFFS

SEASON	CLUB	LEAGUE	GP	G	A	PTS	+/-	PIM	PP	SH	GW	S	S%	GP	G	A	PTS	PIM	
2006-07	CALGARY	WHL	11	1	1	2	3	4	0	0	--	--	--	--	--	--	--	--	--
	CALGARY ROYALS	AJHL	39	20	22	42	--	38	--	--	--	--	--	4	2	1	3	2	
2007-08	CALGARY	WHL	69	19	34	53	30	46	2	0	--	--	--	16	4	14	18	6	
2008-09	CALGARY	WHL	72	40	68	108	50	58	12	0	--	--	--	18	7	12	19	8	
2009-10	CALGARY	WHL	65	32	75	107	20	50	14	2	--	--	--	23	8	22	30	12	
	MEMORIAL CUP CANADA	WJC	2	0	2	2	1	0	--	--	--	--	--	--	--	--	--	--	
	CANADA	WJC	6	3	4	7	6	0	--	--	--	--	--	--	--	--	--	--	
2010-11	MANCHESTER	AHL	73	23	25	48	4	48	10	0	6	151	15.2	7	1	3	4	2	
2011-12	MANCHESTER	AHL	74	20	26	46	-3	58	7	0	3	134	14.9	3	1	1	2	2	
2012-13	MANCHESTER	AHL	74	26	30	56	12	52	7	0	7	162	16.0	4	0	2	2	0	
2013-14	MANCHESTER	AHL	43	10	19	29	1	38	1	1	--	96	10.4	--	--	--	--	--	
	TORONTO	AHL	32	7	10	17	8	32	5	0	--	71	9.9	14	4	2	6	8	



BORN: INNISFIL, ONTARIO,
 CANADA
DATE: MARCH 26, 1993
HEIGHT: 6' 1"
WEIGHT: 195 LBS.
SHOOTS: RIGHT
POSITION: LEFT WING

BECAME A LEAF: Toronto's third choice, 86th overall, in 2011 Entry Draft.

TRANSACTIONS: None.

2013-14 SEASON: Played 7 games for the Maple Leafs collecting 2 points (1 goal, 1 assist) with no penalty minutes. Played 59 games for the Toronto Marlies (AHL) collecting 42 points (23 goals, 19 assists) with 27 penalty minutes. Recalled from the Marlies Oct. 9. Made NHL debut Oct. 10 at NSH. Scored 1st NHL goal and named 2nd star Oct. 17 vs. CAR (Cam Ward). Collected 1st NHL assist Oct. 22 vs. ANA. Assigned to the Marlies Oct. 23. Recalled from the Marlies Oct. 24. Assigned to the Marlies Oct. 26. Ranked 2nd on Marlies in goals and 3rd in PPG (7-tie). Scored 1st AHL goal Nov. 1 at Hamilton. Registered 2 hat-tricks for the Marlies (Jan. 4 vs. Utica & Mar. 8 vs. Lake Erie). Played 12 playoff games for the Marlies collecting 8 points (3 goals, 5 assists) with 2 penalty minutes. Scored 1st AHL playoff goal Apr. 25 at Milwaukee.

CAREER: **2012-13:** Split OHL season between Sudbury and Kitchener. Played 34 games for Sudbury collecting 44 points (19 goals, 25 assists) with 34 penalty minutes. Named OHL Player of the Week for the period ending Oct. 7 after playing 3


games and scoring 6 goals with a (+5) rating. Played 2 games for the OHL in the Canada-Russia Subway Super Series. Acquired by Kitchener from Sudbury. Played 29 games for Kitchener collecting 29 points (10 goals, 19 assists) with 18 penalty minutes. Ranked 1st on Kitchener in season total assists (44) and points (73). Played 10 playoff games for Kitchener collecting 12 points (3 goals, 9 assists) with 8 penalty minutes. Ranked 1st (tie) in playoff points. After season completed with Kitchener joined the Toronto Marlies (AHL). Played 4 games for the Marlies collecting 2 assists with 2 penalty minutes. Collected 1st AHL point (assist) Apr. 16 vs. Oklahoma City. Played 3 playoff games for the Marlies collecting 1 assist. **2011-12:** Played 66 games for Sudbury collecting 73 points (32 goals, 41 assists) with 61 penalty minutes. Ranked 2nd on Sudbury in goals, assists and points. Played 4 playoff games for Sudbury collecting 3 points (2 goals, 1 assist) with 6 penalty minutes. Ranked 1st (tie) on Sudbury in playoff goals and points. After season with Sudbury completed joined the Marlies. Played 1 game for the Marlies. Made AHL debut Apr. 6 at Grand Rapids. **2010-11:** In 1st OHL season played 64 games for Sudbury collecting 30 points (13 goals, 17 assists) with 37 penalty minutes. Ranked 1st among Sudbury rookies in goals and points. Played 8 playoff games for Sudbury collecting 13 points (6 goals, 7 assists) with 4 penalty minutes. Ranked 2nd on Sudbury in playoff goals, assists and points.


AMATEUR AND PRO RECORD

REGULAR SEASON

PLAYOFFS

SEASON	CLUB	LEAGUE	GP	G	A	PTS	+/-	PIM	PP	SH	CW	S	%	GP	G	A	PTS	PIM
2008-09	BARRIE	MINOR-ON	71	31	35	66	---	65	---	---	---	---	---	---	---	---	---	---
2009-10	BARRIE	MINOR-ON	52	27	41	68	---	59	---	---	---	---	---	---	---	---	---	---
2010-11	SUDBURY	OHL	64	13	17	30	---	37	---	---	---	---	---	8	6	7	13	4
2011-12	TORONTO	AHL	1	0	0	0	-1	0	0	0	0	0.0	---	---	---	---	---	---
	SUDBURY	OHL	66	32	41	73	---	61	8	1	5	---	---	4	2	1	3	6
2012-13	TORONTO	AHL	4	0	2	2	1	2	0	0	0	7	0.0	3	0	1	1	0
	SUDBURY	OHL	34	19	25	44	---	34	5	1	3	---	---	---	---	---	---	---
	KITCHENER	OHL	29	10	19	29	---	18	0	0	2	---	---	10	3	9	12	8
2013-14	TORONTO	NHL	7	1	1	2	0	0	0	0	0	4	25.0	---	---	---	---	---
	TORONTO	AHL	59	23	19	42	6	27	7	0	2	140	16.4	12	3	5	8	2
	NHL TOTALS		7	1	1	2	0	0	0	0	0	4	25.0	---	---	---	---	---



BORN: CALGARY, ALBERTA,
 CANADA
DATE: MARCH 25, 1990
HEIGHT: 6' 2"
WEIGHT: 230 LBS.
SHOOTS: LEFT
POSITION: DEFENCE

BECAME A LEAF: Toronto's eighth choice, 188th overall, in 2008 Entry Draft.

TRANSACTIONS: None.

2013-14 SEASON: Played 57 games for the Toronto Marlies (AHL) collecting 9 assists with 96 penalty minutes. Made AHL debut Oct. 5 vs. Grand Rapids. Collected 1st AHL point (assist) Dec. 13 at Hamilton. Played 9 playoff games for the Marlies collecting 1 assist with 8 penalty minutes. Collected 1st AHL playoff point May 9 at Chicago.

CAREER: **2012-13:** Played 41 games for the University of North Dakota (WCHA) collecting 13 points (2 goals, 11 assists) with 116 penalty minutes. Ranked 1st on team in penalty minutes. Registered a (+14) plus/minus. Established NCAA career highs for assists and points in a season. Served as team captain for North Dakota. Selected to the NCAA West Region All-Tournament Team. Named to WCHA All-Academic Team for 3rd consecutive season. Graduated North Dakota ranked 7th all-time in UND penalty minutes (327). After season completed with

North Dakota joined the Toronto Marlies (AHL). Played 2 games for the Marlies. Made AHL debut Apr. 20 vs. St. John's. **2011-12:** Played 42 games for North Dakota collecting 7 points (2 goals, 5 assists) with 75 penalty minutes. Served as an assistant captain for North Dakota. Named to WCHA All-Academic Team. **2010-11:** Played 37 games for North Dakota collecting 8 assists with 49 penalty minutes. Named to WCHA All-Academic Team. **2009-10:** In freshman season at North Dakota played 43 games collecting 3 assists with 87 penalty minutes. Ranked 1st among UND freshman in penalty minutes. **2008-09:** Played 57 games for Camrose (AJHL) collecting 29 points (8 goals, 21 assists) with 220 penalty minutes. Ranked 1st among team defencemen in assists. Ranked 2nd on the team in penalty minutes. Played 11 playoff games collecting 4 assists with 39 penalty minutes. Captained Team Canada West to a silver medal at World Junior A Challenge. Named to All-Tournament Team. **2007-08:** Played 54 games for Camrose collecting 13 assists with 130 penalty minutes. Played 18 playoff games for Camrose collecting 5 assists with 49 penalty minutes. Won AJHL championship with Camrose. Won silver at RBC Cup with Camrose.

AMATEUR AND PRO RECORD

REGULAR SEASON

PLAYOFFS

SEASON	CLUB	LEAGUE	GP	G	A	PTS	+/-	PIM	PP	SH	GW	S	S%	GP	G	A	PTS	PIM
2006-07	CAMROSE	AJHL	2	0	0	0	--	0	--	--	--	--	--	1	0	0	0	0
2007-08	CAMROSE	AJHL	54	0	13	13	--	130	--	--	--	--	--	18	0	5	5	49
	RBC CUP		6	1	0	1	--	6	--	--	--	--	--	--	--	--	--	--
2008-09	CAMROSE	AJHL	57	8	21	29	--	220	--	--	--	--	--	11	0	4	4	39
2009-10	NORTH DAKOTA	WCHA	43	0	3	3	--	87	--	--	--	--	--	--	--	--	--	--
2010-11	NORTH DAKOTA	WCHA	37	0	8	8	--	49	--	--	--	--	--	--	--	--	--	--
2011-12	NORTH DAKOTA	WCHA	42	2	5	7	--	75	--	--	--	--	--	--	--	--	--	--
2012-13	TORONTO	AHL	2	0	0	0	0	0	0	0	0	1	0.0	--	--	--	--	--
	NORTH DAKOTA	WCHA	41	2	11	13	--	116	--	--	--	--	--	--	--	--	--	--
2013-14	TORONTO	AHL	57	0	9	9	3	96	0	0	0	42	0.0	9	0	1	1	8



BORN: BOUCHERVILLE, QUEBEC, CANADA
DATE: MARCH 10, 1989
HEIGHT: 6' 1"
WEIGHT: 201 LBS.
SHOOTS: LEFT
POSITION: DEFENCE

BECAME A LEAF: Acquired from Washington for Nicolas Deschamps, March 14, 2013.

TRANSACTIONS: Originally Philadelphia's second choice, 41st overall, in 2007 Entry Draft. Traded to Washington by Philadelphia for Matthew Ford, February 2, 2012.

2013-14 SEASON: Played 59 games for the Toronto Marlies (AHL) collecting 10 points (1 goal, 9 assists) with 109 penalty minutes. Scored a goal Dec. 30 vs. Grand Rapids (at Comerica Park in Detroit). Played 12 playoff games for the Marlies collecting 3 assists with 12 penalty minutes. Ranked 3rd on the Marlies in playoff penalty minutes.

CAREER: **2012-13:** Split season between Hershey (AHL) and the Toronto Marlies (AHL). Played 52 games for Hershey collecting 5 points (1 goal, 4 assists) with 77 penalty minutes. Acquired by Toronto from Washington, Mar. 14. Played 15 games for the Marlies collecting 6 points (1 goal, 5 assists) with 10 penalty minutes. Played 9 playoff games for the Marlies collecting 2 assists with 12 penalty minutes. **2011-12:** Played 10 games for Philadelphia collecting 8 penalty minutes. Made NHL debut Nov. 21 vs. CAR. Played 32 games for Adirondack (AHL) collecting 5 points (2 goals, 3 assists) with 55 penalty minutes. Acquired by Washington from Philadelphia, Feb. 2. In Adirondack was longest tenured member of team (185 games played) prior to being traded. Played 31 games for Hershey collecting 1 assist with 61 penalty minutes. Played


5 playoff games for Hershey collecting 2 assists with 10 penalty minutes. **2010-11:** Played 78 games for Adirondack collecting 14 points (3 goals, 11 assists) with 120 penalty minutes. Established AHL career highs in goals, assists, points and penalty minutes. **2009-10:** Played 1st professional season for Adirondack playing 75 games collecting 9 points (2 goals, 7 assists) with 80 penalty minutes. Made AHL debut Oct. 3 in the season opener vs. Worcester. Collected 1st AHL point by scoring GWG Oct. 16 vs. Hershey. **2008-09:** Played 61 games for Quebec (QMJHL) collecting 38 points (9 goals, 29 assists) with 125 penalty minutes. Ranked 1st on team in penalty minutes. Played 17 playoff games for Quebec collecting 11 points (1 goal, 10 assists) with 32 penalty minutes. Ranked 1st among team defencemen in playoff assists and points. Ranked 1st on team in playoff penalty minutes. **2007-08:** Played 66 games for Lewiston (QMJHL) collecting 35 points (11 goals, 14 assists) with 143 penalty minutes. Ranked 1st among team defencemen in goals and points (tie). Ranked 2nd on team in penalty minutes. Named to QMJHL Second All-Star Team. Played 6 playoff games for Lewiston collecting 2 points (1 goal, 1 assist) with 12 penalty minutes. **2006-07:** Played 70 games for Lewiston collecting 32 points (5 goals, 27 assists) with 141 penalty minutes. Ranked 1st on team in penalty minutes. Played 17 playoff games for Lewiston collecting 7 assists with 38 penalty minutes. Ranked 1st on team in playoff penalty minutes. **2005-06:** Played 60 games for Lewiston collecting 11 points (1 goal, 10 assists) with 112 penalty minutes. Played 6 playoff games for Lewiston collecting 1 assist with 14 penalty minutes.

AMATEUR AND PRO RECORD

REGULAR SEASON

PLAYOFFS

SEASON	CLUB	LEAGUE	GP	G	A	PTS	+/-	PIM	PP	SH	CW	S	%	GP	G	A	PTS	PIM
2005-06	LEWISTON	QMJHL	60	1	10	11	5	112	6	0	--	--	--	6	0	1	1	14
2006-07	LEWISTON	QMJHL	70	5	27	32	34	141	2	0	--	--	--	17	0	7	7	38
2007-08	LEWISTON	QMJHL	66	11	24	35	0	143	7	0	--	--	--	6	1	1	2	12
2008-09	QUEBEC	QMJHL	61	9	29	38	23	125	7	--	--	--	--	17	1	10	11	32
2009-10	ADIRONDACK	AHL	75	2	7	9	-8	80	0	0	1	--	--	--	--	--	--	--
2010-11	ADIRONDACK	AHL	78	3	11	14	-9	120	0	0	0	--	--	--	--	--	--	--
2011-12	PHILADELPHIA	NHL	10	0	0	0	-1	8	0	0	0	6	0.0	--	--	--	--	--
	ADIRONDACK	AHL	32	2	3	5	-6	55	0	0	0	30	6.7	--	--	--	--	--
	HERSHEY	AHL	31	0	1	1	-0	61	0	0	0	28	0.0	5	0	2	2	10
2012-13	HERSHEY	AHL	52	1	4	5	5	77	0	0	1	38	2.6	--	--	--	--	--
	TORONTO	AHL	15	1	5	6	12	10	3	0	0	22	4.5	9	0	2	2	12
2013-14	TORONTO	AHL	59	1	9	10	-3	109	0	0	--	69	15.5	12	0	3	3	12
	NHL TOTALS		10	0	0	0	-1	8	0	0	0	6	0.0	--	--	--	--	--



BORN: ST. THOMAS, ONTARIO,
 CANADA
DATE: JUNE 17, 1992
HEIGHT: 6'
WEIGHT: 191 LBS.
SHOOTS: LEFT
POSITION: CENTRE

BECAME A LEAF: Toronto's third choice, 62nd overall, in 2010 Entry Draft.

TRANSACTIONS: None.

2013-14 SEASON: Played 1 game for the Maple Leafs while going scoreless. Played 65 games for the Toronto Marlies (AHL) collecting 47 points (19 goals, 28 assists) with 31 penalty minutes. Recalled from the Marlies Feb. 1. Made NHL debut Feb. 1 vs. OTT. Assigned to the Marlies Feb. 3. Ranked 3rd on Marlies in points and PPG (7-tie). Collected a season-high 4 points (2 goals, 2 assists) Nov. 16 vs. Charlotte. Played 14 playoff games for the Marlies collecting 6 points (3 goals, 3 assists) with 10 penalty minutes.

CAREER: **2012-13:** Played 1st professional season for the Toronto Marlies (AHL) playing 61 games collecting 23 points (8 goals, 15 assists) with 22 penalty minutes. Collected a season-high 3 points (3 assists) Mar. 10 vs. Peoria. Played 9 playoff games for the Marlies collecting 6 points (3 goals, 3 assists) with 10 penalty minutes. Ranked 1st on Marlies in playoff PPG (2-tie). Collected a playoff-high 2 points (1 goal, 1 assist) Apr. 27 vs. Rochester. **2011-12:** Played 35 games for Erie (OHL) collecting 34 points (12 goals, 22 assists) with 32 penalty

minutes. Traded from Erie to London (OHL) Jan. 5. Played 30 games for London collecting 41 points (19 goals, 22 assists) with 22 penalty minutes. Among London players ranked 1st (tie) in PPG (15) and 2nd in goals, assists and points. Played 15 playoff games for London collecting 11 points (4 goals, 7 assists) with 2 penalty minutes. Won OHL championship with London. Played 4 games for London at Memorial Cup scoring 1 goal with 4 penalty minutes. **2010-11:** Played 66 games for Erie collecting 92 points (49 goals, 43 assists) with 35 penalty minutes. Ranked 3rd (tie) in OHL goals. Ranked 1st on team in goals, PPG (17) and points. Ranked 2nd on team in assists. Played 7 playoff games for Erie collecting 5 points (4 goals, 1 assist) with 12 penalty minutes. Ranked 2nd on team in playoff goals. After season with Erie completed joined the Toronto Marlies (AHL). Played 2 games for the Marlies scoring 1 goal. Made AHL debut Apr. 9 vs. Rochester. Scored 1st AHL goal Apr. 10 vs. Abbotsford. **2009-10:** Played 67 games for Erie collecting 85 points (37 goals, 48 assists) with 32 penalty minutes. Ranked 1st on team in PPG (16) and 2nd in goals. Ranked 3rd on team in assists, points and plus/minus (+18). Played 4 playoff games for Erie collecting 3 points (2 goals, 1 assists). **2008-09:** Played 64 games for Erie collecting 18 points (8 goals, 10 assists) with 22 penalty minutes. Played 5 playoff games for Erie collecting 3 points (2 goals, 1 assist) with 4 penalty minutes.

AMATEUR AND PRO RECORD

REGULAR SEASON

PLAYOFFS

SEASON	CLUB	LEAGUE	GP	G	A	PTS	+/-	PIM	PP	SH	GW	S	S%	GP	G	A	PTS	PIM
2008-09	ERIE	OHL	64	8	10	18	-13	22	0	0	---	---	---	5	2	1	3	4
2009-10	ERIE	OHL	67	37	48	85	18	32	16	2	---	---	---	4	2	1	3	0
	CANADA	WJC-U18	6	1	6	7	---	4	---	---	---	---	---	---	---	---	---	---
2010-11	TORONTO	AHL	2	1	0	1	-1	0	1	0	0	4	25.0	---	---	---	---	---
	ERIE	OHL	66	49	43	92	20	35	17	3	---	---	---	7	4	1	5	12
2011-12	ERIE	OHL	35	12	22	34	-39	32	7	0	---	---	---	---	---	---	---	---
	LONDON	OHL	30	19	22	41	5	22	8	0	---	---	---	15	4	7	11	2
	MEMORIAL CUP		4	1	0	1	---	4	---	---	---	---	---	---	---	---	---	---
2012-13	TORONTO	AHL	61	8	15	23	4	22	2	0	1	68	11.8	9	3	3	6	10
2013-14	TORONTO	NHL	1	0	0	0	0	0	0	0	0	1	0.0	---	---	---	---	---
	TORONTO	AHL	65	19	28	47	0	31	7	0	3	118	16.1	14	3	3	6	10
	NHL TOTALS		1	0	0	0	0	0	0	0	0	1	0.0	---	---	---	---	---



BORN: TYRESO, SWEDEN
DATE: AUGUST 19, 1993
HEIGHT: 6'
WEIGHT: 185 LBS.
SHOOTS: RIGHT
POSITION: DEFENCE

BECAME A LEAF: Toronto's fourth choice, 100th overall, in 2011 Entry Draft.

TRANSACTIONS: None.

2013-14 SEASON: Played 50 games for Frolunda (SEL) collecting 4 points (2 goals, 2 assists) with 22 penalty minutes. Played 7 playoff games for Frolunda collecting 4 penalty minutes. 1 of 4 finalists for the SHL's Rookie of the Year (award won by fellow Leafs prospect Andreas Johnson).

CAREER: 2012-13: Played 42 games for Mora (SWE-2) collecting 4 points (1 goal, 3 assists) with 18 penalty minutes. Played 3 games for Mora Jr. (SWE-JR). Played 6 games for Sweden at IIHF World Championship collecting 2 assists with 4 penalty minutes. Won a silver medal with Sweden. **2011-12:** Played 44 games for Mora collecting 10 points (4 goals, 6 assists) with 45 penalty minutes. Played 10 games for Mora Jr. collecting 2 assists with 2 penalty minutes. **2010-11:** Played 3 games for Mora while going scoreless. Played 37 games for Mora Jr. collecting 8 points (2 goals, 6 assists) with 26 penalty minutes. Played 6 games for Sweden at IIHF WJC-UI8 collecting 1 assist with 6 penalty minutes. Won silver medal with Sweden. **2009-10:** Played 3 games for Mora Jr. while going scoreless.


AMATEUR AND PRO RECORD

REGULAR SEASON

PLAYOFFS

SEASON	CLUB	LEAGUE	GP	G	A	PTS	+/-	PIM	PP	SH	CW	S	%	GP	G	A	PTS	PIM
2009-10	MORA JR.	SWE-JR	3	0	0	0	--	--	--	--	--	--	--	--	--	--	--	--
2010-11	MORA	SWE-1	3	0	0	0	--	0	--	--	--	--	--	--	--	--	--	--
	MORA JR.	SWE-JR	37	2	6	8	--	26	--	--	--	--	--	--	--	--	--	--
	SWEDEN	WJC-UI8	7	1	1	2	--	6	--	--	--	--	--	--	--	--	--	--
2011-12	MORA	SWE-1	44	4	6	10	--	45	--	--	--	--	--	--	--	--	--	--
	MORA JR.	SWE-JR	10	0	2	2	--	2	--	--	--	--	--	--	--	--	--	--
2012-13	MORA	SWE-1	42	1	3	4	--	18	--	--	--	--	--	--	--	--	--	--
	MORA JR.	SWE-JR	3	0	0	0	--	0	--	--	--	--	--	--	--	--	--	--
	SWEDEN	WJC	6	0	2	2	--	4	--	--	--	--	--	--	--	--	--	--
2013-14	FROLUNDA	SHL	50	2	2	4	--	22	--	--	--	--	--	7	0	0	0	2



BORN: OAKVILLE, ONTARIO,
 CANADA
DATE: MAY 18, 1993
HEIGHT: 6' 1"
WEIGHT: 195 LBS.
SHOOTS: LEFT
POSITION: DEFENCE

BECAME A LEAF: Toronto's second choice, 25th overall, in 2011 Entry Draft.

TRANSACTIONS: None.

2013-14 SEASON: In 1st professional season played 71 games for the Toronto Marlies (AHL) collecting 25 points (4 goals, 21 assists) with 30 penalty minutes. Scored 2 goals Apr. 16 at Binghamton. Played 14 playoff games for the Marlies collecting 4 penalty minutes and 2 assists. Collected 1st AHL playoff point (assist) Apr. 25 at Milwaukee.

CAREER: 2012-13: Played 68 games for Mississauga (OHL) collecting 45 points (13 goals, 32 assists) with 44 penalty minutes. Ranked 1st among all Mississauga defencemen in goals, assists and points. Played 2 games for the OHL in the Canada-Russia Subway Super Series. Played 6 playoff games for Mississauga collecting 2 assists with 4 penalty minutes. After season completed with Mississauga joined the Toronto Marlies (AHL) Played 4 games for the Marlies collecting 3 points (1 goal, 2 assists) with 2 penalty minutes. Scored 1st AHL goal Apr. 6 vs. St. John's. **2011-12:** Played 34 games for St. Michael's

(OHL) collecting 25 points (5 goals, 20 assists) with 41 penalty minutes. Ranked 1st on St. Michael's in plus/minus (+18). Played 6 playoff games for St. Michael's collecting 2 points with 4 penalty minutes. After season completed with St. Michael's joined the Marlies. Played 1 game for the Marlies collecting 1 assist. Collected 1st AHL point (assist) in 1st AHL game Apr. 15 at Abbotsford. **2010-11:** Played 64 games for St. Michael's collecting 34 points (4 goals, 30 assists) with 50 penalty minutes. Ranked 2nd on St. Michael's in plus/minus (+50). Played 20 playoff games for St. Michael's collecting 12 points (2 goals, 10 assists) with 14 penalty minutes. Ranked 2nd on St. Michael's in playoff plus/minus (+11-tie). Played 5 games for St. Michael's at Memorial Cup collecting 4 assists with 4 penalty minutes. Named to Memorial Cup All-Star Team. **2009-10:** Played 52 games for St. Michael's collecting 18 points (3 goals, 15 assists) with 40 penalty minutes. Ranked 1st among St. Michael's rookies in assists and points. Played 16 playoff games for St. Michael's collecting 1 assist with 12 penalty minutes.


*Mississauga St. Michael's Majors renamed Mississauga Steelheads for the 2012-13 season.

AMATEUR AND PRO RECORD

REGULAR SEASON

PLAYOFFS

SEASON	CLUB	LEAGUE	GP	G	A	PTS	+/-	PIM	PP	SH	GW	S	5%	GP	G	A	PTS	PIM
2009-10	ST. MICHAEL'S	OHL	52	3	15	18	-5	40	2		0	--	--	16	0	1	1	12
2010-11	ST. MICHAEL'S	OHL	64	4	30	34	50	50	2		0	--	--	20	2	10	12	14
	MEMORIAL CUP		5	0	4	4	--	4	--	--	--	--	--	--	--	--	--	--
2011-12	TORONTO	AHL	1	0	1	1	0	0	0	0	--	1	0.0	3	0	0	0	0
	ST. MICHAEL'S	OHL	34	5	20	25	18	41	2	0	--	--	--	6	1	1	2	4
2012-13	TORONTO	AHL	4	1	2	3	-1	2	1	0	--	2	50.0	--	--	--	--	--
	MISSISSAUGA	OHL	68	13	32	45	-8	44	6	1	--	--	--	6	0	2	2	4
2013-14	TORONTO	AHL	71	4	21	25	4	30	2	0	--	96	4.2	14	0	2	2	4



BORN: LETHBRIDGE, ALBERTA,
 CANADA
DATE: MAY 28, 1992
HEIGHT: 6' 1"
WEIGHT: 183 LBS.
SHOOTS: LEFT
POSITION: LEFT WING

BECAME A LEAF: Toronto's first choice, 43rd overall, in 2010 Entry Draft.

TRANSACTIONS: None.

2013-14 SEASON: Played 53 games for the Marlies collecting 10 points (6 goals, 4 assists) with 104 penalty minutes. Collected a season-high 2 points (2 assists) Apr. 12 at Syracuse. Played 9 playoff games for the Marlies collecting 2 penalty minutes. Played 6 games for Orlando (ECHL) scoring 1 goal.

CAREER: **2012-13:** In 1st professional season played 40 games for the Marlies collecting 11 points (8 goals, 3 assists) with 29 penalty minutes. Played 5 games for Idaho (ECHL) collecting 3 points (1 goal, 2 assists) with 2 penalty minutes. Played 1st AHL game Nov. 2 at Abbotsford. Scored 1st AHL goal and point Dec. 9 vs. Abbotsford. Collected a season-high 3 points (2 goals, 1 assist) Mar. 10 vs. Peoria. Played 7 playoff games for the Marlies collecting 1 assist with 6 penalty minutes. **2011-12:** Played 68 games for Portland (WHL) collecting 82 points (42 goals, 40 assists) with 163 penalty minutes. Ranked 1st on the team in penalty minutes. Ranked


2nd on the team in goals and PPG (15). Ranked 3rd on the team in points. Played 22 playoff games for Portland collecting 22 points (12 goals, 10 assists) with 57 penalty minutes. Ranked 1st on the team in playoff SHG (4) and penalty minutes. Ranked 3rd on the team in playoff goals and PPG (4). **2010-11:** Played 67 games for Portland collecting 69 points (31 goals, 38 assists) with 171 penalty minutes. Ranked 1st on the team in penalty minutes and 3rd in plus/minus (+29). Played 16 playoff games for Portland collecting 6 points (4 goals, 2 assists) with 33 penalty minutes. Ranked 3rd on the team in playoff penalty minutes. **2009-10:** Played 71 games for Portland collecting 68 points (27 goals, 41 assists) with 203 penalty minutes. Ranked 1st on team in penalty minutes and plus/minus (+22), 2nd (tie) in goals and 3rd in points. Played 13 playoff games for Portland collecting 9 points (2 goals, 7 assists) with 36 penalty minutes. Ranked 1st on the team in playoff penalty minutes. Played in 2010 CHL Top Prospects game. **2008-09:** Played 61 games for Portland in 1st full WHL season collecting 26 points (9 goals, 17 assists) with 119 penalty minutes. Ranked 2nd on the team in penalty minutes. Named Portland's rookie of the year. **2007-08:** Played 3 games for Portland while going scoreless.

AMATEUR AND PRO RECORD

REGULAR SEASON

PLAYOFFS

SEASON	CLUB	LEAGUE	GP	G	A	PTS	+/-	PIM	PP	SH	CW	S	%	GP	G	A	PTS	PIM
2008-09	PORTLAND	WHL	61	9	17	26	-16	119	--	--	--	--	--	--	--	--	--	--
2009-10	PORTLAND	WHL	71	27	41	68	22	203	--	--	--	--	--	13	2	7	9	36
2010-11	PORTLAND	WHL	67	31	38	69	29	171	--	--	--	--	--	16	4	2	6	33
2011-12	PORTLAND	WHL	68	42	40	82	15	163	--	--	--	--	--	22	12	10	22	57
2012-13	TORONTO	AHL	40	8	3	11	4	29	--	--	--	67	11.9	7	0	1	1	6
	IDAHO	ECHL	5	1	2	3	-2	2	--	--	--	--	--	--	--	--	--	--
2013-14	TORONTO	AHL	53	6	4	10	-14	104	2	0	--	82	73.2	9	0	0	0	2
	ORLANDO	ECHL	6	1	0	1	-2	0	1	0	--	13	7.7	--	--	--	--	--



BORN: GRAND BEND, ONTARIO,
 CANADA
DATE: JUNE 2, 1994
HEIGHT: 5' 9"
WEIGHT: 186 LBS.
SHOOTS: LEFT
POSITION: FORWARD

BECAME A LEAF: Toronto's fifth choice, 157th overall, in 2012 Entry Draft.

TRANSACTIONS: None.

2013-14 SEASON: Played 68 games for London (OHL) collecting 73 points (21 goals, 52 assists) with 54 penalty minutes. Named London's assistant captain prior to the beginning of the season. Ranked 2nd on team in assists. Registered a plus/minus rating of (+36). Played 9 playoff games for London collecting 10 points (3 goals, 7 assists) with 10 penalty minutes. Ranked 3rd on London in playoff assists. Played 3 games for London in team's 3rd consecutive appearance at Memorial Cup collecting 1 assist.

CAREER: 2012-13: Played 54 games for London collecting 46 points (11 goals, 35 assists) with 75 penalty minutes. Played 21 playoff games for London collecting 20 points (11 goals, 9 assists)

with 12 penalty minutes. Ranked 2nd (tie) on London in playoff goals. Won 2nd consecutive OHL Championship with London. Played 5 games for London in team's 2nd consecutive appearance at Memorial Cup collecting 3 points (1 goal, 2 assists) with 6 penalty minutes. **2011-12:** Played 63 games for London collecting 48 points (17 goals, 31 assists) with 120 penalty minutes. Ranked 1st on London in penalty minutes. Played 19 playoff games for London collecting 15 points (9 goals, 6 assists) with 31 penalty minutes. Ranked 1st on London in playoff penalty minutes and 3rd in goals. Won OHL Championship with London. Played 4 games for London at Memorial Cup collecting 3 points (2 goals, 1 assist) with 8 penalty minutes. Ranked 1st (tie) on team in Memorial Cup goals and 2nd (tie) in Memorial Cup points. **2010-11:** Played 39 games for London collecting 27 points (9 goals, 18 assists) with 30 penalty minutes. Played 6 playoff games for London collecting 3 points (2 goals, 1 assist) with 6 penalty minutes.

AMATEUR AND PRO RECORD

REGULAR SEASON

PLAYOFFS

SEASON	CLUB	LEAGUE	GP	G	A	PTS	+/-	PIM	PP	SH	GW	S	S%	GP	G	A	PTS	PIM
2010-11	LONDON	OHL	39	9	18	27	2	30	2	0	--	--	--	6	2	1	3	6
2011-12	LONDON	OHL	63	17	31	48	10	120	5	1	--	--	--	19	9	6	15	31
	MEMORIAL CUP		4	2	1	3	0	8	0	0	--	--	--	--	--	--	--	--
2012-13	LONDON	OHL	54	11	35	46	17	75	3	0	--	--	--	21	11	9	20	12
	MEMORIAL CUP		5	1	2	3	-5	6	0	0	--	--	--	--	--	--	--	--
2013-14	LONDON	OHL	68	21	52	73	36	54	2	0	--	--	--	9	3	7	10	10
	MEMORIAL CUP		3	0	1	1	-3	0	0	0	--	--	--	--	--	--	--	--



BORN: ELMHURST, ILLINOIS,
 UNITED STATES
DATE: JUNE 28, 1993
HEIGHT: 6' 2"
WEIGHT: 213 LBS.
CATCHES: LEFT
POSITION: GOALTENDER

BECAME A LEAF: Toronto's eighth choice, 190th overall, in 2011 Entry Draft.

TRANSACTIONS: None.

2013-14 SEASON: In 1st professional season played 21 games for the Toronto Marlies (AHL) compiling a record of 11-6-1 with a 2.63 goals against average and a .915 save percentage. Played 10 games for Orlando (ECHL) compiling a record of 4-6-0 with a 2.82 goals against average, a .916 save percentage and 1 shutout.

CAREER: 2012-13: Played 60 games for Guelph (OHL) compiling a record of 36-17-4 with a 2.65 goals against average, a .917 save percentage and 7 shutouts. Established new Guelph franchise records for wins and shutouts in a season. Ranked 1st among OHL goaltenders in games played, minutes (3440), wins (tie) and shutouts (tie). Named Guelph's Most Valuable Player. Named OHL Goaltender of the Month

for January. Named CHL Goaltender of the Week for the period ending Mar. 18. Played 5 playoff games for Guelph compiling a record of 1-4 with a 3.05 goals against average and a .920 save percentage. After season completed with Guelph played 3 games for the Toronto Marlies (AHL) compiling a record of 2-0-1 with a 2.53 goals against average and a .895 save percentage. Won 1st professional game with Marlies stopping 23 of 25 shots Apr. 6 at St. John's. Appeared in 1 playoff game for the Marlies. Selected to represent gold medal winning Team USA at IIHF World Junior Championship. **2011-12:** Played 59 games for Guelph compiling a record of 27-25-4 with a 3.11 goals against average, a .907 save percentage and 5 shutouts. Named CHL Goaltender of the Week for the period ending Mar. 18. Played 6 playoff games for Guelph compiling a record of 2-4 with a 4.45 goals against average and a .881 save percentage. **2010-11:** Played 19 games for Guelph in 1st OHL season compiling a record of 8-6-0 with a 3.64 goals against average and a .890 save percentage.


AMATEUR AND PRO RECORD

REGULAR SEASON

PLAYOFFS


SEASON	CLUB	LEAGUE	GP	MINS	W	L	OT	GA	SO	AVG.	GP	MINS	W	L	GA	SO	AVG.
2010-11	GUELPH	OHL	19	972	8	6	1	59	0	3.64	-	-	-	-	-	-	-
2011-12	GUELPH	OHL	59	3304	27	25	4	171	5	3.11	6	323	2	4	24	0	4.45
2012-13	TORONTO	AHL	3	189	2	0	1	8	0	2.53	1	14	0	0	1	0	4.23
	GUELPH	OHL	60	3440	36	17	4	152	7	2.65	5	275	1	4	14	0	3.05
2013-14	TORONTO	AHL	21	1093	11	6	1	48	0	2.63	-	-	-	-	-	-	-
	ORLANDO	ECHL	10	552	4	6	0	26	1	2.82	-	-	-	-	-	-	-

PLAYERS IN THE SYSTEM



TONY CAMERANESI - Centre. Shoots Right. 5'10", 180 lbs.
 BORN: Maple Grove, Minnesota, August 12, 1993.
 Toronto's fifth choice, 130th overall, in 2011 Entry Draft.

SEASON	CLUB	LEAGUE	REGULAR SEASON					PLAYOFFS				
			GP	G	A	PTS	PIM	GP	G	A	PTS	PIM
2011-12	WATERLOO	USHL	55	18	24	42	47	15	1	5	6	4
2012-13	U. MINNESOTA-DULUTH	WCHA	38	14	20	34	28	--	--	--	--	--
2013-14	U. MINNESOTA-DULUTH	NCHC	36	7	14	21	19	--	--	--	--	--



PIERRE ENGVALL - Forward. Shoots Left. 6'4", 191 lbs.
 BORN: Ljungby, Sweden, May 31, 1996.
 Toronto's sixth choice, 188th overall, in 2014 Entry Draft.

SEASON	CLUB	LEAGUE	REGULAR SEASON					PLAYOFFS				
			GP	G	A	PTS	PIM	GP	G	A	PTS	PIM
2012-13	FROLUNDA JR.	SWE-JR	4	2	0	2	0	--	--	--	--	--
2013-14	TROJA-LJUNGBY	SWE-I	1	0	0	0	0	5	1	0	1	6
	FROLUNDA JR.	SWE-JR	39	17	18	35	35	3	0	1	1	0
	SWEDEN	WJC-UIB	6	3	0	3	0	--	--	--	--	--



MAX EVERSON - Defence. Shoots Left. 6'1", 190 lbs.
 BORN: Edina, Minnesota, February 22, 1993.
 Toronto's ninth choice, 203rd overall, in 2011 Entry Draft.


SEASON	CLUB	LEAGUE	REGULAR SEASON					PLAYOFFS				
			GP	G	A	PTS	PIM	GP	G	A	PTS	PIM
2011-12	HARVARD	HE	34	0	4	4	12	--	--	--	--	--
2012-13	HARVARD	HE	7	0	1	1	4	--	--	--	--	--
	OMAHA	USHL	16	1	4	5	8	--	--	--	--	--
2013-14	HARVARD	ECAC	23	0	6	6	16	--	--	--	--	--



FREDERIK GAUTHIER - Centre. Shoots Left. 6'5", 214 lbs.
 BORN: St-Lin, Quebec, April 26, 1995.
 Toronto's first choice, 21st overall, in 2013 Entry Draft.


SEASON	CLUB	LEAGUE	REGULAR SEASON					PLAYOFFS				
			GP	G	A	PTS	PIM	GP	G	A	PTS	PIM
2012-13	RIMOUSKI	QMJHL	62	22	38	60	26	6	0	2	2	2
	CANADA	WJC-UIB	7	1	3	4	2	--	--	--	--	--
2013-14	RIMOUSKI	QMJHL	54	18	34	52	27	11	3	6	9	6
	CANADA	WJC	7	0	1	1	2	--	--	--	--	--

PLAYERS IN THE SYSTEM



FABRICE HERZOG – Right Wing. Shoots Left. 6'2", 194 lbs.
 BORN: Frauenfeld, Switzerland, December 9, 1994.
 Toronto's third choice, 142nd overall, in 2013 Entry Draft.

SEASON	CLUB	LEAGUE	REGULAR SEASON					PLAYOFFS				
			GP	G	A	PTS	PIM	GP	G	A	PTS	PIM
2011-12	ZUG JR.	SWI-JR	35	18	14	32	45	10	6	2	8	6
	SWITZERLAND	WJC-U18	6	2	0	2	0	--	--	--	--	--
2012-13	ZUG	SWI	20	2	2	4	6	--	--	--	--	--
	ZUG JR.	SWI-JR	32	28	17	45	26	4	3	2	5	2
2013-14	TORONTO	AHL	4	0	0	0	0	--	--	--	--	--
	QUEBEC	GMJHL	61	32	26	58	34	--	--	--	--	--
	SWITZERLAND	WJC	5	3	0	3	0	--	--	--	--	--



ANDREAS JOHNSON – Forward. Shoots Left. 5'10", 172 lbs.
 BORN: Gavle, Sweden, November 21, 1994.
 Toronto's fifth choice, 202nd overall, in 2013 Entry Draft.

SEASON	CLUB	LEAGUE	REGULAR SEASON					PLAYOFFS				
			GP	G	A	PTS	PIM	GP	G	A	PTS	PIM
2010-11	FROLUNDA JR.	SWE-JR	30	9	5	14	4	3	0	1	1	0
2011-12	FROLUNDA JR.	SWE-JR	42	19	13	32	75	2	0	0	0	0
2012-13	FROLUNDA	SHL	7	1	0	1	0	5	0	0	0	0
	FROLUNDA JR.	SWE-JR	42	23	31	54	54	4	1	1	2	12
2013-14	FROLUNDA	SHL	44	15	9	24	2	7	1	0	1	4
	SWEDEN	WJC	7	3	3	6	6	--	--	--	--	--

*2013-14 SHL ROOKIE OF THE YEAR



DAKOTA JOSHUA – Forward. Shoots Left. 6'2", 182 lbs.
 Born: Dearborn, Michigan, May 15, 1996.
 Toronto's fourth choice, 128th overall, in 2014 Entry Draft.

SEASON	CLUB	LEAGUE	REGULAR SEASON					PLAYOFFS				
			GP	G	A	PTS	PIM	GP	G	A	PTS	PIM
2012-13	USNDTP	USHL	6	2	0	2	2	--	--	--	--	--
	SIOUX FALLS	USHL	1	0	1	1	0	--	--	--	--	--
2013-14	SIOUX FALLS	USHL	55	17	21	38	58	--	--	--	--	--



VIKTOR LOOV – Defence. Shoots Left. 6'3", 190 lbs.
 Born: Sodertalje, Sweden, November 16, 1992.
 Toronto's sixth choice, 209th overall, in 2012 Entry Draft.

SEASON	CLUB	LEAGUE	REGULAR SEASON					PLAYOFFS				
			GP	G	A	PTS	PIM	GP	G	A	PTS	PIM
2009-10	SODERTALJE JR.	SWE-JR	12	0	4	4	8	--	--	--	--	--
2010-11	SODERTALJE JR.	SWE-JR	42	4	19	23	36	2	0	0	0	2
2011-12	SODERTALJE	SWE-I	50	3	3	6	42	--	--	--	--	--
	SODERTALJE JR.	SWE-JR	5	0	3	3	2	4	2	0	2	2
2012-13	SODERTALJE	SWE-I	40	2	6	8	49	10	0	3	3	8
2013-14	MODÖ	SHL	42	5	7	12	20	--	--	--	--	--

PLAYERS IN THE SYSTEM



WILLIAM NYLANDER - Forward. Shoots Right. 6', 185 lbs.
 Born: Calgary, Alberta, May 1, 1996.
 Toronto's first choice, eight overall, in 2014 Entry Draft.

SEASON	CLUB	LEAGUE	REGULAR SEASON					PLAYOFFS				
			GP	G	A	PTS	PIM	GP	G	A	PTS	PIM
2011-12	SODERTALJE JR.	SWE-JR	8	1	3	4	2	4	0	5	5	2
2012-13	SODERTALJE	SWE-I	8	4	2	6	2	--	--	--	--	--
	SODERTALJE JR.	SWE-JR	27	15	28	43	14	--	--	--	--	--
2013-14	SWEDEN	WJC-U18	5	2	1	3	2	--	--	--	--	--
	MODO	SHL	22	1	6	7	6	2	0	0	0	0
	ROGLE	SWE-I	18	4	4	8	10	--	--	--	--	--
	SODERTALJE	SWE-I	17	11	8	19	6	--	--	--	--	--
	MODO JR.	SWE-JR	3	0	3	3	4	5	3	5	8	2
	SWEDEN	WJC-U18	7	6	10	16	0	--	--	--	--	--



J.J. PICCINICH - Right Wing. Shoots Right. 6', 190 lbs.
 Born: Paramus, New Jersey, June 12, 1996.
 Toronto's third choice, 103rd overall, in 2014 Entry Draft.

SEASON	CLUB	LEAGUE	REGULAR SEASON					PLAYOFFS				
			GP	G	A	PTS	PIM	GP	G	A	PTS	PIM
2012-13	YOUNGSTOWN	USHL	63	3	12	15	4	9	1	1	2	0
2013-14	YOUNGSTOWN	USHL	60	27	31	58	31	--	--	--	--	--



DOMINIC TONINATO - Forward. Shoots Left. 6'1", 180 lbs.
 Born: Duluth, Minnesota, March 9, 1994.
 Toronto's third choice, 126th overall, in 2012 Entry Draft.


SEASON	CLUB	LEAGUE	REGULAR SEASON					PLAYOFFS				
			GP	G	A	PTS	PIM	GP	G	A	PTS	PIM
2011-12	FARGO	USHL	4	1	0	1	2	--	--	--	--	--
	DULUTH EAST	USHS	25	27	34	61	28	3	3	3	6	4
2012-13	FARGO	USHL	64	29	41	70	50	13	3	3	6	6
2013-14	U. MINNESOTA-DULUTH	NCHC	35	7	8	15	51	--	--	--	--	--

*2012-13 ALL-USHL SECOND TEAM




RINAT VALIEV - Defence. Shoots Left. 6'2, 206 lbs.
 Born: Nizhnekamsk, Russia, May 11, 1995.
 Toronto's second choice, 68th overall, in 2014 Entry Draft.

SEASON	CLUB	LEAGUE	REGULAR SEASON					PLAYOFFS				
			GP	G	A	PTS	PIM	GP	G	A	PTS	PIM
2012-13	INDIANA	USHL	36	6	7	13	43	--	--	--	--	--
2013-14	KOOTENAY	WHL	55	5	23	28	68	13	1	8	9	16



CARTER VERHAEGHE - Centre. Shoots Left. 6'2", 185 lbs.
 Born: Waterdown, Ontario, August 14, 1995.
 Toronto's second choice, 82nd overall, in 2013 Entry Draft.

SEASON	CLUB	LEAGUE	REGULAR SEASON					PLAYOFFS				
			GP	G	A	PTS	PIM	GP	G	A	PTS	PIM
2011-12	NIAGARA	OHL	62	4	12	16	10	19	1	2	3	2
2012-13	NIAGARA	OHL	67	18	26	44	22	5	2	2	4	6
2013-14	CANADA	WJC-U18	7	0	4	4	4	--	--	--	--	--
	TORONTO	AHL	2	0	1	1	0	--	--	--	--	--
	NIAGARA	OHL	64	28	54	82	60	--	--	--	--	--



NOLAN VESEJ - Left Wing. Shoots Left. 6'1", 195 lbs.
 Born: North Reading, Massachusetts, March 28, 1995.
 Toronto's fifth choice, 158th overall, in 2014 Entry Draft.

SEASON	CLUB	LEAGUE	REGULAR SEASON					PLAYOFFS				
			GP	G	A	PTS	PIM	GP	G	A	PTS	PIM
2013-14	NORTH SHORE	USPHL	48	26	40	66	30	--	--	--	--	--

TORONTO MAPLE LEAFS 2014-15 PLAYER PERSONNEL

FORWARDS

PLAYER	HGT.	WGT.	SHOOTS	BIRTHPLACE	BORN	2013-14 CLUB	REGULAR SEASON				PLAYOFFS					
							GP	A	G	PTS	PIM	GP	A	PTS	PIM	
Abbott, Spencer	5'10	175	R	Hamilton, ON	04/30/88	Toronto (NHL)	1	0	0	0	0	-	-	-	-	
						Toronto (AHL)	64	17	52	69	16	11	4	7	11	2
						Toronto (NHL)	32	0	3	3	19	-	-	-	-	-
						Toronto (AHL)	24	16	7	23	30	12	4	5	9	16
Biggs, Tyler	6'3	224	R	Binghamton, NY	04/30/93	Toronto (AHL)	57	7	2	9	39	3	0	0	4	
						Toronto (NHL)	47	3	7	10	26	-	-	-	-	
						Toronto (AHL)	17	4	4	8	9	-	-	-	-	
Bodie, Troy	6'5	226	R	Portage La Prairie, MB	01/25/85	Toronto (NHL)	47	3	7	10	26	-	-	-	-	
						Toronto (AHL)	17	4	4	8	9	-	-	-	-	
						Vancouver (NHL)	66	9	10	19	18	-	-	-	-	
Booth, David	6'0	212	L	Detroit, MI	11/24/84	Utica (AHL)	3	0	1	1	0	-	-	-	-	
						Toronto (NHL)	58	19	30	49	14	-	-	-	-	
						Toronto (AHL)	5	0	1	1	5	-	-	-	-	
Bozak, Tyler	6'1	195	R	Regina, SK	03/19/86	Toronto (AHL)	63	3	13	16	120	4	0	0	6	
						Toronto (NHL)	5	0	1	1	5	-	-	-	-	
						Toronto (AHL)	-	-	-	-	-	-	-	-	-	
Broll, David	6'3	230	L	Mississauga, ON	01/04/93	Erie (OHL)	68	45	83	128	22	14	8	10	18	
						U. Minn-Duluth (WCHA)	36	7	14	21	19	-	-	-	-	
						Toronto (AHL)	62	14	21	35	115	14	5	4	9	
Cameranesi, Tony	5'10	180	R	Maple Grove, MN	08/12/93	Toronto (NHL)	60	5	6	11	93	-	-	-	-	
						Toronto (AHL)	60	5	6	11	93	-	-	-	-	
Carriak, Sam	6'0	207	R	Stouffville, ON	02/04/92	Toronto (NHL)	2	0	0	0	0	-	-	-	-	
						Toronto (AHL)	55	4	4	8	146	2	0	0	2	
Clarkson, David	6'1	200	R	Toronto, ON	03/31/84	Toronto (NHL)	1	0	0	0	0	-	-	-	-	
						Toronto (AHL)	39	17	18	35	42	3	0	1	1	
Devane, Jamie	6'5	220	L	Mississauga, ON	02/20/91	Los Angeles (NHL)	40	2	4	6	11	-	-	-	-	
						Columbus (NHL)	4	0	1	1	0	-	-	-	-	
Engvall, Pierre	6'4	191	L	Ljungby, SWE	05/31/96	Rimouski (QMJHL)	54	18	34	52	27	11	3	6	9	
						Canada (WJC)	7	0	1	1	2	-	-	-	-	
Frattin, Matt	6'0	205	R	Edmonton, AB	01/03/88	Toronto (AHL)	5	0	0	0	0	-	-	-	-	
						Quebec (QMJHL)	61	32	26	58	34	5	3	2	5	
Gauthier, Frederik	6'5	214	L	St-Lin, QC	04/26/95	Switzerland (WJC)	5	3	0	3	0	-	-	-	-	
						Anaheim (NHL)	4	1	0	1	2	-	-	-	-	
Herzog, Fabrice	6'2	194	L	Frauenfeld, SUI	12/09/94	Toronto (NHL)	39	5	5	10	16	-	-	-	-	
						Norfolk (AHL)	10	5	4	9	22	-	-	-	-	
Holland, Peter	6'2	197	L	Toronto, ON	01/14/91	Toronto (AHL)	14	5	5	10	10	11	7	8	15	
						Frolunda Jr. (SWE JR)	39	17	18	35	42	-	-	-	-	
Johnson, Andreas	5'10	172	L	Gavle, SWE	11/21/94	Toronto (AHL)	44	15	9	24	2	7	1	0	1	
						Sweden (WJC)	7	3	3	6	6	-	-	-	-	
Joshua, Dakota	6'2	182	L	Dearborn, MI	05/15/96	Sioux Falls (USHL)	55	17	21	38	58	-	-	-	-	
						Toronto (NHL)	78	20	30	50	67	-	-	-	-	
Kadri, Nazem	6'1	188	L	London, ON	10/06/90	Canada (WJC)	8	0	3	3	4	-	-	-	-	
						Toronto (NHL)	82	37	43	80	27	-	-	-	-	
Kessel, Phil	6'0	202	R	Madison, WI	10/02/87	USA (Olympics)	6	5	3	8	4	-	-	-	-	
						Dynamo Mos. (KHL)	52	12	22	34	42	7	3	1	4	
Komarov, Leo	5'11	205	L	Narva, EST	01/23/87	Finland (WC)	10	1	2	3	6	-	-	-	-	
						Chelyabinsk (KHL)	53	15	22	37	34	-	-	-	-	
Kontiola, Petri	6'0	204	R	Seinajoki, FIN	11/04/84	Finland (OLY)	6	1	4	5	0	-	-	-	-	
						Finland (WC)	10	3	6	9	20	-	-	-	-	
Kozon, Brandon	5'8	173	R	Los Angeles, CA	03/08/90	Manchester (AHL)	43	10	19	29	38	-	-	-	-	
						Toronto (AHL)	32	7	10	17	32	14	4	2	6	
Leivo, Josh	6'2	195	R	Innisfil, ON	05/26/93	Toronto (NHL)	7	1	1	2	0	-	-	-	-	
						Toronto (AHL)	59	23	19	42	27	12	3	5	8	
Lupul, Joffrey	6'1	206	R	Fort, Sask., AB	09/23/83	Toronto (NHL)	69	22	22	44	44	-	-	-	-	
						Toronto (AHL)	65	19	28	47	31	14	3	3	6	
McKegg, Greg	6'0	200	L	St. Thomas, ON	06/17/92	Toronto (NHL)	27	0	0	0	77	-	-	-	-	
						Toronto (AHL)	6	0	0	0	39	7	1	1	2	
McLaren, Frazer	6'5	230	L	Winnipeg, MB	10/29/87	Toronto (AHL)	22	1	6	7	6	2	0	0	0	
						Rogle (SWE-1)	18	4	4	8	10	-	-	-	-	
Nylander, William	6'	185	R	Calgary, AB	05/01/96	Sodertalje (SWE-1)	17	11	8	19	6	-	-	-	-	
						Sweden (WJC-U18)	7	6	10	16	0	-	-	-	-	
Orl, Colton	6'3	222	R	Winnipeg, MB	03/03/82	Toronto (NHL)	54	0	0	0	110	-	-	-	-	
						Youngstown (USHL)	60	27	31	58	31	-	-	-	-	
Piccinich, J.J.	6'0	190	R	Paramus, NJ	06/12/96	Toronto (AHL)	53	6	4	10	104	9	0	0	2	
						Orlando (ECHL)	6	1	0	1	0	-	-	-	-	
Ross, Brad	6'1	183	L	Lethbridge, AB	05/28/92	London (OHL)	68	21	52	73	54	9	3	7	10	
						Memorial Cup	3	0	1	1	0	-	-	-	-	
Rupert, Ryan	5'9	186	L	Grand Bend, ON	06/02/94	Vancouver (NHL)	49	10	18	28	6	-	-	-	-	
						Toronto (NHL)	28	4	5	9	4	-	-	-	-	
Santorelli, Mike	6'1	195	L	Ottawa, ON	02/08/85	Toronto (AHL)	24	10	16	26	10	14	3	8	11	
						Toronto (AHL)	2	0	1	1	0	-	-	-	-	
Smith, Trevor	6'0	189	R	Vancouver, BC	12/14/85	Toronto (NHL)	28	4	5	9	4	-	-	-	-	
						Toronto (AHL)	24	10	16	26	10	-	-	-	-	
Toninato, Dominic	6'1	180	L	Duluth, MN	03/09/94	U. Minn-Duluth (WCHA)	35	7	8	15	51	-	-	-	-	
						Toronto (NHL)	80	30	31	61	50	-	-	-	-	
van Riemsdyk, James	6'3	210	L	Middletown, NJ	05/04/89	USA (Olympics)	6	1	6	7	2	-	-	-	-	
						Toronto (AHL)	2	0	1	1	0	-	-	-	-	
Verhaeghe, Carter	6'2	185	L	Waterdown, ON	08/14/95	Toronto (AHL)	65	28	54	82	60	6	2	2	4	
						Niagara (OHL)	48	26	40	66	30	-	-	-	-	
Vesey, Nolan	6'1	195	L	N Reading, MA	03/28/95	South Shore (USPHL)	48	26	40	66	30	-	-	-	-	
						Anaheim (NHL)	76	6	24	30	23	9	0	1	1	
Winnik, Daniel	6'2	207	L	Toronto, ON	03/06/85	Toronto (NHL)	76	6	24	30	23	-	-	-	-	
						Toronto (AHL)	76	6	24	30	23	-	-	-	-	

TORONTO MAPLE LEAFS 2014-15 PLAYER PERSONNEL

DEFENCEMEN

PLAYER	HGT.	WGT.	SHOOTS	BIRTHPLACE	BORN	2013-14 CLUB	REGULAR SEASON					PLAYOFFS				
							GP	G	A	PTS	PIM	GP	G	A	PTS	PIM
Everson, Max	6'1	190	L	Edina, MN	02/22/93	Harvard (HE)	23	0	6	6	16	-	-	-	-	
Finn, Matt	6'1	204	L	Toronto, ON	02/24/94	Guelph (OHL)	66	14	47	61	42	4	0	4	4	4
Franson, Cody	6'5	230	R	Sicamous, BC	08/08/87	Toronto (NHL)	79	5	28	33	30	-	-	-	-	
Gardiner, Jake	6'2	202	L	Minnetonka, MN	07/04/90	Toronto (NHL)	80	10	21	31	19	-	-	-	-	
						USA (WJC)	8	1	3	4	0	-	-	-	-	
Granberg, Petter	6'3	210	R	Callivare, SWE	08/27/92	Toronto (NHL)	1	0	0	0	0	-	-	-	-	
						Toronto (AHL)	72	2	5	7	28	14	0	2	2	8
Holzer, Korbinian	6'3	215	R	Munich, GER	02/16/88	Toronto (AHL)	72	5	18	23	104	10	2	5	7	4
Knodel, Eric	6'6	225	L	West Chester, PA	06/08/90	Toronto (AHL)	10	0	2	2	2	1	0	0	0	0
						U of New Hampshire (HE)	41	7	21	28	28	-	-	-	-	
Loov, Viktor	6'3	190	L	Sodertalje, SWE	11/16/92	Modo (SHL)	42	5	7	12	20	2	0	0	0	0
MacWilliam, Andrew	6'2	230	L	Calgary, AB	03/25/90	Toronto (AHL)	57	0	9	9	96	9	0	1	1	8
Marshall, Kevin	6'1	201	L	Boucherville, QC	03/10/89	Toronto (AHL)	59	1	9	10	109	12	0	3	3	12
Nilsson, Tom	6'0	176	R	Tyreso, SWE	08/19/93	Frolunda (SHL)	50	2	2	4	22	-	-	-	-	
Percy, Stuart	6'1	195	L	Oakville, ON	05/18/93	Toronto (AHL)	71	4	21	25	30	14	0	2	2	4
Phaneuf, Dion	6'3	220	L	Edmonton, AB	04/10/85	Toronto (NHL)	80	8	23	31	144	-	-	-	-	
Polak, Roman	6'1	236	R	Ostrava, CZE	04/28/86	St. Louis (NHL)	72	4	9	13	71	6	0	1	1	4
Rielly, Morgan	6'2	215	L	Vancouver, BC	03/09/94	Toronto (NHL)	73	2	25	27	12	-	-	-	-	
						Canada (WJC)	8	1	2	3	0	-	-	-	-	
Robidas, Stephane	5'11	195	R	Sherbrooke, QC	03/03/77	Dallas (NHL)	24	4	1	5	12	-	-	-	-	
						Anaheim (NHL)	14	1	4	5	8	3	0	0	0	2
Valiev, Rinat	6'2	205	L	Nizhnekamsk, RUS	05/11/95	Kootenay (WHL)	55	5	23	28	68	13	1	8	9	16

GOALTENDERS

PLAYER	HT	WT	CATCH	BIRTHPLACE	BORN	2013-14 CLUB	REGULAR SEASON				PLAYOFFS			
							GP	W-L-OT	AVG	SO	GP	W-L	AVG	SO
Bernier, Jonathan	6'0	185	L	Laval, QC	08/07/88	Toronto (NHL)	55	26-19-7	2.68	1	-	-	-	-
Bibeau, Antoine	6'2	210	L	Victoriaville, QC	05/01/94	Val d'Or (QMJHL)	22	13-7-1	3.03	1	24	16-8	2.80	1
						Memorial Cup	4	2-2	2.76	1	-	-	-	-
Gibson, Christopher	6'1	195	L	Karkkila, FIN	12/27/92	Toronto (AHL)	12	5-6-0	2.44	0	-	-	-	-
						Orlando (ECHL)	20	8-9-2	3.16	0	2	1-1	1.94	0
Reimer, James	6'2	208	L	Morweena, MB	03/15/88	Toronto (NHL)	36	12-16-1	3.29	1	-	-	-	-
						Canada (WJC)	4	3-0-1	2.20	0	-	-	-	-
Sparks, Garret	6'2	213	L	Elmhurst, IL	06/28/93	Toronto (AHL)	21	11-6-1	2.63	0	-	-	-	-
						Orlando (ECHL)	10	4-6-0	2.82	1	-	-	-	-

ALL-TIME DRAFT CHOICES

SELECTION OVERALL TEAM

2014 (AT PHILADELPHIA, JUNE 27-28)

William Nylander	8	Modo
Rinat Valiev	68	Kootenay
John Piccinich	103	Youngstown
Dakota Joshua	128	Sioux Falls
Nolan Vesey	158	South Shore
Pierre Engvall	188	Frolunda Jr.

2013 (AT NEW JERSEY, JUNE 30)

Frederik Gauthier	21	Rimouski
Carter Verhaeghe	82	Niagara
Fabrice Herzog	142	Zug Jr.
Antoine Bibeau	172	PEI
Andreas Johnson	202	Frolunda Jr.

2012 (AT PITTSBURGH, JUNE 22-23)

Morgan Rielly	5	Moose Jaw
Matt Finn	35	Guelph
Dominic Toninato	126	Duluth East H.S.
Connor Brown	156	Erie
Ryan Rupert	157	London
Viktor Loov	209	Sodertalje

2011 (AT MINNESOTA, JUNE 24-25)

Tyler Biggs	22	USA U-18
Stuart Percy	25	Mississauga
Josh Leivo	86	Sudbury
Tom Nilsson	100	Mora Jr.
Tony Cameranesi	130	Wayzata H.S.
David Broll	152	Sault Ste. Marie
Dennis Robertson	173	Brown University
Garret Sparks	190	Guelph
Max Everson	203	Edina High H.S.

2010 (AT LOS ANGELES, JUNE 25-26)

Brad Ross	43	Portland
Greg McKeeg	62	Erie
Sondre Olden	79	Modo Jr.
Petter Granberg	116	Skelleftea Jr.
Sam Carrick	144	Brampton
Daniel Brodin	146	Djurgarden
Josh Nicholls	182	Saskatoon

2009 (AT MONTREAL, JUNE 26-27)

Nazem Kadri	7	London
Kenny Ryan	50	USA U-18
Jesse Blacker	58	Windsor
Jamie Devane	68	Plymouth
Eric Knodel	128	Philadelphia Flyers Jr.
Jerry D'Amigo	158	USA U-18
Barron Smith	188	Peterborough

2008 (AT OTTAWA, JUNE 20-21)

Luke Schenn	5	Kelowna
Jimmy Hayes	60	Lincoln
Mikhail Stefanovich	98	Quebec
Greg Pateryn	128	Ohio
Joel Champagne	129	Chicoutimi
Jerome Flaake	130	Cologne
Grant Rollheiser	158	Trail
Andrew MacWilliam	188	Camrose

2007 (AT COLUMBUS, JUNE 22-23)

Dale Mitchell	74	Oshawa
Matt Frattin	99	Fort Saskatchewan
Ben Winnett	104	Salmon Arm
Juraj Mikus	134	Trencin
Christopher DiDomenico	164	Saint John
Carl Gunnarsson	189	Linkoping

SELECTION OVERALL TEAM

2006 (AT VANCOUVER, JUNE 24)

Jiri Tlustý	13	Kladno
Nikolai Kulemin	44	Magnitogorsk
James Reimer	99	Red Deer
Korbinian Holzer	111	Bad Tölz
Viktor Stalberg	161	Frolunda
Tyler Rueggsegger	166	Shattuck-St. Mary's
Leo Komarov	180	Assat

2005 (AT OTTAWA, JULY 30)

Tuukka Rask	21	Ilves Jr.
Phil Oreskovic	82	Brampton
Alex Berry	153	Junior Bruins
Johan Dahlberg	173	Modo Jr.
Anton Stralman	216	Skovde
Chad Rau	228	Des Moines

2004 (AT CAROLINA, JUNE 26-27)

Justin Pogge	90	Prince George
Roman Kukumbeg	113	Dukla Trencin
Dimitri Vorobiev	157	Lada Togliatti
Robert Earl	187	Wisconsin
Maxim Semenov	220	Lada Togliatti
Jan Steber	252	Halifax
Pierce Norton	285	Thayer Academy H.S.

2003 (AT NASHVILLE, JUNE 21-22)

John Doherty	57	Phillips Andover H.S.
Martin Sagat	91	Trencin Jr.
Konstantin Volkov	125	Dynamo Jr.
John Mitchell	158	Plymouth
Jeremy Williams	220	Swift Current
Shaun Landolt	237	Calgary

2002 (AT TORONTO, JUNE 22-23)

Alexander Steen	24	Frolunda
Matt Stajan	57	Belleville
Todd Ford	74	Swift Current
Dominic D'Amour	88	Hull
David Turon	122	Femax Havirov
Ian White	191	Swift Current
Scott May	222	Ohio State
Jarkko Immonen	254	Assat Pori
Staffan Kronwall	285	Djurgarden Jr.

2001 (AT FLORIDA, JUNE 23-24)

Carlo Colaiacovo	17	Erie
Karel Pilar	39	Litvinov
Brendan Bell	65	Ottawa
Jay Harrison	82	Brampton
Nicolas Corbeil	88	Sherbrooke
Kyle Wellwood	134	Belleville
Max Kondratiev	168	Togliatti Jr.
Jaroslav Sklenar	183	Brno Jr.
Ivan Kolozvary	198	Trencin Jr.
Jan Chovan	213	Belleville
Tomas Mojzis	246	Moose Jaw
Mike Knoepffli	276	Georgetown

2000 (AT CALGARY, JUNE 24-25)

Brad Boyes	24	Erie
Kris Vernarsky	51	Plymouth
Mikael Tellqvist	51	Djurgarden
Jean-Francois Racine	70	Drummondville
Miguel Delisle	90	Ottawa
Vadim Sozinov	100	Ottawa
Markus Seikola	179	Novokuznetsk "2"
Lubos Velebyn	209	TPS Jr.
Alexander Shinkar	223	Zvolen Jr.
Jean-Philippe Cote	254	Cherepovets
	265	Cape Breton

ALL-TIME DRAFT CHOICES

SELECTION	OVERALL	TEAM
1999 (AT BOSTON, JUNE 26)		
Luca Cereda	24	Ambri
Peter Reynolds	60	London
Mirko Murovic	108	Moncton
Jonathan Zion	110	Ottawa
Vaclav Zavoral	151	Litinov
Jan Sochor	161	Slavia Praha
Vladimir Kulikov	211	CSKA Jr.
Pierre Hedin	239	Modo Ornskoldsvik
Peter Metcalf	267	University of Maine

1998 (AT BUFFALO, JUNE 27)		
Nik Antropov	10	Torpedo
Petr Svoboda	35	Dukla Jihlava
Jamie Hodson	69	Brandon
Alexei Ponikarovsky	87	Dynamo "2"
Morgan Warren	126	Moncton
Allan Rourke	154	Chitener
Jonathan Gagnon	181	Cape Breton
Dwight Wolfe	215	Halifax
Michal Travnicek	228	Litinov Jr.
Sergei Rostov	236	CSKA "2"

1997 (AT PITTSBURGH, JUNE 21)		
Jeff Farkas	57	Boston College
Adam Mair	84	Owen Sound
Frantisek Mrazek	111	Ceske-Budejovice
Eric Gooldy	138	Detroit
Hugo Marchand	165	Victoriaville
Shawn Thornton	190	Peterborough
Russ Bartlett	194	Phillips-Exeter
Jonathan Hedstrom	221	Skelleftea

1996 (AT ST. LOUIS, JUNE 22)		
Marek Posmyk	36	Dukla Jihlava
Francis Larivee	50	Laval
Mike Lankshear	66	Guelph
Konstantin Kalmiikov	68	Detroit
Jason Sessa	86	Lake Superior
Vladimir Antipov	103	Yaroslavl
Peter Cava	110	Sault Ste. Marie
Brandon Sugden	111	London
Dmitri Yakushin	140	Pembroke
Chris Bogas	148	Michigan State
Lucio DeMartinis	151	Shawinigan
Reggie Berg	178	U. of Minnesota
Tomas Kaberle	204	HČ Kladno
Jared Hope	230	Spokane

1995 (AT EDMONTON, JULY 8)		
Jeff Ware	15	Oshawa
Ryan Pepperal	54	Kitchener
Doug Bonner	139	Seattle
Yannick Tremblay	145	Beauport
Marek Melenovsky	171	Dukla Jihlava
Mark Murphy	197	Stratford Jr. B
Danny Markov	223	Spartak

1994 (AT HARTFORD, JUNE 28-29)		
Eric Fichaud	16	Chicoutimi
Sean Haggerty	48	Detroit
Fredrik Modin	64	Sundsvall
Mark Deyell	126	Saskatoon
Kam White	152	Newmarket
Tommi Rajamaki	178	Assat Jr.
Rob Butler	204	Niagara Jr. A
Sergei Berezin	256	Khimik
Doug Nolan	282	Catholic Memorial

SELECTION	OVERALL	TEAM
1993 (AT QUEBEC, JUNE 26)		
Kenny Jonsson	12	Rogle
Landon Wilson	19	Dubuque Jr. A
Zdenek Nedved	123	Sudbury
Paul Vincent	149	Cushing Academy
Jeff Andrews	175	North Bay
David Brumby	201	Tri-City
Kyle Ferguson	253	Michigan Tech. Univ.
Mikhail Lapin	279	Western Michigan

1992 (AT MONTREAL, JUNE 20)		
Brandon Convery	8	Sudbury
Grant Marshall	23	Ottawa
Nikolai Borschevsky	77	Spartak
Mark Raiter	95	Saskatoon
Janne Gronvall	101	Lukko
Chris Deruiter	106	Kingston Jr. A
Mikael Hakansson	125	Nacka
Patrik Augusta	149	Dukla Jihlava
Ryan Vandenbussche	173	Cornwall
Wayne Clarke	197	R.P.I.
Sergei Simonov	221	Kristall Saratov
Nathan Dempsey	245	Regina

1991 (AT BUFFALO, JUNE 9)		
Yanic Perreault	47	Trois-Rivieres
Terry Chitaroni	69	Sudbury
Alexei Kudashov	102	Krylja Sovetov
Jeff Perry	113	Owen Sound
Alexander Kuzminsky	120	Sokol Kiev
Martin Prochazka	135	Poldi Kladno
Dmitri Mironov	160	Soviet Wings
Robb McIntyre	164	Dubuque Jr. A
Tomas Kucharcik	167	Dukla Jihlava
Guy Lehoux	179	Drummondville
Gary Miller	201	North Bay
Jonathan Kelley	223	Arlington H.S.
Chris O'Rourke	245	Alaska-Fairbanks

1990 (AT VANCOUVER, JUNE 16)		
Drake Berehowsky	10	Kingston
Felix Povtin	31	Chicoutimi
Darby Hendrickson	73	Richfield
Greg Walters	80	Ottawa
Alexander Godynyuk	115	Sokol Kiev
Eric Lacroix	136	Governor Dummer
Dan Stiver	157	Univ. of Michigan
Robert Horyna	178	Dukla Jihlava
Rob Chebator	199	Arlington
Scott Malone	220	Northfield-Mt. Heron
Nick Vachon	241	Governor Dummer

1989 (AT MINNESOTA, JUNE 17)		
Scott Thornton	3	Belleville
Rob Pearson	12	Belleville
Steve Bancroft	21	Belleville
Matt Martin	66	Avon Old Farms
Keith Carney	96	Mount St. Charles
David Burke	108	Cornell
Michael Doers	125	Northwood Prep.
Keith Merkler	129	Portledge
Derek Langille	150	North Bay
Jeffrey St. Laurent	171	Berwick
Justin Tomberlin	192	Greenway
Mike Jackson	213	Toronto
Steve Chartrand	234	Drummondville

ALL-TIME DRAFT CHOICES

SELECTION	OVERALL	TEAM
1988 (AT MONTREAL, JUNE 11)		
Scott Pearson	6	Kingston
Tie Domi	27	Peterborough
Peter Ing	48	Windsor
Ted Crowley	69	Lawrence A.C.
Leonard Esau	86	Humboldt-T11
Matt Mailgrave	132	St. Paul's
Roger Elvenas	153	Rogle
Mike Delay	174	Canterbury
David Sacco	195	Medford
Mike Gregorio	216	Cushing A.C.
Peter DeBoer	237	Windsor

1987 (AT DETROIT, JUNE 13)		
Luke Richardson	7	Peterborough
Daniel Marois	28	Chicoutimi
John McIntyre	49	Guelph
Joe Sacco	71	Medford
Mike Eastwood	91	Pembroke
Damian Rhodes	112	Richfield HS
Trevor Jobe	133	Moose Jaw
Chris Jensen	154	Northwood
Brian Blad	175	Belleville
Ron Bernacci	196	Hamilton
Ken Alexander	217	Hamilton
Alex Weinrich	238	Yarmouth

1986 (AT MONTREAL, JUNE 21)		
Vincent Dampousse	6	Laval
Darryl Shannon	36	Windsor
Sean Boland	48	Toronto
Kent Hulst	69	Windsor
Scott Taylor	90	Kitchener
Stephane Giguere	111	St. Jean Castors
Danny Hie	132	Ottawa
Steve Brennan	153	New Prep H.S.
Brian Bellefeuille	174	Canterbury H.S.
Sean Davidson	195	Toronto
Mark Holick	216	Saskatoon
Brian Hoard	237	Hamilton

1985 (AT TORONTO, JUNE 15)		
Wendel Clark	1	Saskatoon
Ken Spangler	22	Calgary
Dave Thomlinson	43	Brandon
Greg Vey	64	Peterborough
Jeff Serowik	85	Lawrence A.C.
Jiri Latal	106	Czechoslovakia
Tim Bean	127	North Bay
Andy Donahue	148	Belemont H.S.
Todd Whittemore	169	Kent H.S.
Bob Reynolds	190	St. Clair
Tim Armstrong	211	Toronto
Mitch Murphy	232	St. Paul H.S.

1984 (AT MONTREAL, JUNE 9)		
Al Jafrate	4	Belleville
Todd Gill	25	Windsor
Jeff Reese	67	London
Jack Capuano	88	Kent H.S.
Fabian Joseph	109	Victoria
Joe MacInnins	130	Watertown H.S.
Derek Laxdal	151	Brandon
Dan Turner	172	Medicine Hat
David Buckley	192	T-Pauling H.S.
Mikael Wurst	213	Ohio St.
Peter Slanina	233	Czechoslovakia

SELECTION	OVERALL	TEAM
1983 (AT MONTREAL, JUNE 8)		
Russ Courtnall	7	Victoria
Jeff Jackson	28	Brantford
Allan Bester	49	Brantford
Dan Hodgson	85	Prince Albert
Cam Plante	133	Brandon
Paul Bifano	154	Bumaby
Cliff Albrecht	175	Princeton University
Greg Rolston	191	Power H.S.
Brian Ross	196	Kitchener
Mike Tomlak	217	Cornwall
Ron Choules	238	Troi-Rivieres

1982 (AT MONTREAL, JUNE 9)		
Gary Nylund	3	Portland
Gary Leeman	24	Regina
Peter Ihnacak	25	Czechoslovakia
Ken Wreggett	45	Lethbridge
Vladimir Ruzicka	73	Czechoslovakia
Eduard Uvira	87	Czechoslovakia
Sylvain Charland	99	Shawinigan
Ron Dreger	108	Saskatoon

1982 (AT MONTREAL, JUNE 9) continued		
Craig Kales	115	Niagara Falls
Dom Campedelli	129	Cohasset
Jeff Triano	139	Toronto
Miroslav Ihnacak	171	Czechoslovakia
Leigh Verstraete	192	Calgary
Tim Loven	213	North Dakota
Jim Appelby	234	Winnipeg

1981 (AT MONTREAL, JUNE 10)		
Jim Benning	6	Portland
Gary Yaremchuk	24	Portland
Ernie Godden	48	Windsor
N. Lefrancois	90	Trois-Rivieres
Barry Bridley	102	Calgary
Andrew Wright	132	Peterborough
Richard Turmel	153	Shawinigan
Greg Barber	174	Victoria
Marc Magnan	195	Lethbridge

1980 (AT MONTREAL, JUNE 11)		
Craig Muni	25	Kingston
Bob McGill	26	Victoria
Fred Boimstruck	43	Cornwall
Stewart Gavin	74	Toronto
Hugh Larkin	95	Sault Ste. Marie
Ron Dennis	116	Princeton
Russ Adam	137	Kitchener
Fred Perlini	158	Toronto
D. McCutcheon	179	Toronto
Paul Higgins	200	Toronto H.S.

*1979 (AT MONTREAL, AUGUST 9)		
Laurie Boschman	9	Brandon
Norman Aubin	51	Verdun
Vincent Tremblay	72	Quebec
Frank Nigro	93	London
Bill McCreary	114	Colgate University

1978 (AT MONTREAL, JUNE 15)		
Joel Quenneville	21	Windsor
Mark Kirton	48	Peterborough
Bob Parent	65	Kitchener
Jordy Douglas	81	Flin Flon
Mel Hewitt	92	Calgary
Norman Lefebvre	98	Trois-Rivieres
John Scammell	115	Lethbridge
Kevin Reinhart	132	Kitchener
Mike Waghome	149	New Hampshire
Laurie Cuvelier	166	St. Francis Xavier

ALL-TIME DRAFT CHOICES

SELECTION	OVERALL	TEAM
1977 (AT MONTREAL, JUNE 14)		
John Anderson	11	Toronto
Trevor Johansen	12	Toronto
Bob Gladney	24	Oshawa
Rocky Saganuik	29	Medicine Hat
Dan Eastman	65	London
John Wilson	83	Windsor
Roy Sommer	101	Calgary
Lynn Jorgenson	119	Toronto
Kevin Howe	134	Sault Ste. Marie
Ray Robertson	149	St. Lawrence

1976 (AT MONTREAL, JUNE 1)		
Randy Carlyle	30	Sudbury
Alain Belanger	48	Sherbrooke
Gary McFadyen	52	Hull
Tim Williams	66	Victoria
Greg Hotham	84	Kingston
Dan Djakalovic	102	Kingston
Chuck Skjodt	116	Windsor

1975 (AT MONTREAL, JUNE 3)		
Don Ashby	6	Calgary
Doug Jarvis	24	Peterborough
Bruce Boudreau	42	Toronto
Ted Long	78	Hamilton
Kevin Campbell	96	St. Lawrence Univ.
Mario Rouillard	114	Three Rivers
Ron Wilson	132	Providence College
Paul Evans	149	Peterborough
Jean Latendresse	165	Shawinigan Falls
Paul Crowley	166	Sudbury
Dan D'Alvise	179	Royal York
Jack Laine	180	Bowling Green
Ken Holland	188	Medicine Hat
Bob Barnes	189	Hamilton
Gary Burns	191	Univ. of New Hampshire
Jim Montgomery	193	Hull
Rick Martin	199	London

1974 (AT MONTREAL, MAY 28)		
Jack Valiquette	13	Sault Ste. Marie
Dave Williams	31	Swift Current
P. Alexandersson	49	Leksand, Sweden
Peter Driscoll	67	Kingston
Mike Palmateer	85	Toronto
Bill Hassard	103	Wexford
Kevin Devine	121	Toronto
Kevin Kemp	139	Ottawa
Dave Syvret	155	St. Catherines
Andy Stoesz	170	Selkirk
Martin Feschuk	185	Saskatoon

1973 (AT MONTREAL, MAY 15)		
Lanny McDonald	4	Medicine Hat
Bob Neely	10	Peterborough
Ian Turnbull	15	Ottawa
Francois Rochon	52	Sherbrooke
Gord Titcomb	68	St. Catherines
Doug Marit	84	Regina
Dan Follett	100	Downsview
Les Burgess	116	Kitchener
Dave Pay	132	Univ. of Wisconsin
Lee Palmer	144	Clarkson College
Bob Peace	147	Cornell University
Norm McLeod	159	M and W Rangers

SELECTION	OVERALL	TEAM
1972 (AT MONTREAL, JUNE 8)		
George Ferguson	11	Toronto
Randy Osburn	27	London
Denis Deslauriers	43	Shawinigan
Brian Bowles	59	Cornwall
Michel Plante	75	Drummondville
Dave Shardlow	91	Flin Flon
Monte Miron	107	Clarkson University
Peter Williams	123	University of P.E.I.
Pat Boutette	139	Univ. of Minnesota
Gary Schofield	143	Clarkson University

1971 (AT MONTREAL, JUNE 10)		
Rick Kehoe	22	Hamilton
Dave Fortier	23	St. Catharines
Gavin Kirk	37	Toronto
Rick Cunningham	51	Peterborough
Bob Sykes	65	Sudbury
Mike Ruest	79	Cornwall
Dale Smedsomo	93	Bemidji State
Steve Johnson	98	Verdun
Bob Burns	107	Canadian Armed Forces

1970 (AT MONTREAL, JUNE 11)		
Darryl Sittler	8	London
Errol Thompson	22	Charlottetown
Gerry O'Flaherty	36	Kitchener
Bob Cryp	50	Boston University
Luc Simard	64	Trois-Rivieres
Calvin Booth	78	Weyburn
Paul Larose	91	Quebec Jr.
Ron Low	103	Dauphin

1969 (AT MONTREAL, JUNE 12)		
Ernie Moser	9	Estevan
Doug Brindley	20	Niagara Falls
Larry McIntyre	31	Moose Jaw
Frank Hughes	43	Edmonton
Brian Spencer	55	Swift Current
Bob Neufeld	67	Dauphin

1968 (AT MONTREAL, JUNE 13)		
Brad Selwood	10	Niagara Falls

1967 (AT MONTREAL, JUNE 7)		
Bob Kelly	16	Fort Arthur


1966 (AT MONTREAL, APRIL 25)		
John Wright	4	West Clair
Cam Crosby	10	Toronto
Rick Ley	16	Niagara Falls
Dale MacLeish	22	Peterborough

1965 (AT MONTREAL, APRIL 27)		
No Selections		

1964 (AT MONTREAL, JUNE 11)		
Tom Martin	5	Toronto
Dave Cotey	11	Aurora
Mike Pelyk	17	Toronto
Jim Dorey	23	Stamford

1963 (AT MONTREAL, JUNE 5)		
Walt McKechnie	6	London
Neil Clairmont	12	Parry Sound
Jim McKenny	17	Neil McNeil
Gerry Meehan	21	Neil McNeil

2013 2014 REVIEW



TORONTO MAPLE LEAFS



DETROIT RED WINGS



BRIDGESTONE Winter CLASSIC 2014



GAME-BY-GAME RESULTS

GM	DATE	OPPONENT	RESULT	GWG	GOALTENDERS	PPG, *SHG, *OTG, *PS, *EN	PP	PK	SHOTS	GF/GA	ATTN.	RECORD	DIVISION	CONFERENCE	
1	Oct. 1	@MTL	W 4-3	RAYMOND	REIMER/Pfice	21-3, *42, 12	1/7	4/4	38-37	4-3	21,273	1-0-0	1-0-0	1-0-0	
2	Oct. 2	@PHI	W 3-1	BOLLAND	BERNIER/Mason	81,63,63		1/2	6/7	25-32	7-4	19,872	1-0-0	2-0-0	
3	Oct. 4	OTL	W 5-4(SO)	RAYMOND	REIMER,BERNIER(W)/Anderson	12,43,19,21	2/6	1/1	42-36	12-8	19,552	3-0-0	2-0-0	3-0-0	
4	Oct. 8	COL	L 1-2	<Parenteau>	BERNIER/Variamov	19	0/2	3/3	28-33	13-10	19,388	3-1-0	2-0-0	3-0-0	
5	Oct. 10	@NSH	W 4-0	KESEL	BERNIER/Rinne	81,21,42,19	2/4	3/4	26-36	17-10	16,671	4-1-0	2-0-0	3-0-0	
6	Oct. 12	EDM	W 6-5(OT)	BOLLAND	BERNIER/Dubnyk	43,21,19,21,19,*63	1/3	3/4	26-31	23-15	19,379	5-1-0	2-0-0	3-0-0	
7	Oct. 15	MIL	W 4-1	SMITH	REIMER/(Kuemper(L),Harding	42,23,12,*12	2/3	4/5	34-37	27-16	19,283	6-1-0	2-0-0	3-0-0	
8	Oct. 17	CAR	L 2-3	<Hainey>	REIMER,BERNIER(L)/Ward	19,32	0/4	3/4	16-38	29-19	19,277	6-2-0	2-0-0	3-1-0	
9	Oct. 19	@CHI	L 1-3	<Kofke>	BERNIER/Crawford	43	1/5	2/3	20-40	30-22	21,801	6-3-0	2-0-0	3-1-0	
10	Oct. 22	ANA	W 4-2	KESEL	BERNIER/Hiller	81,3,81,81		1/3	4/4	23-25	34-24	19,408	7-3-0	2-0-0	3-1-0
11	Oct. 25	@CBJ	L 2-5	<Dubinsky>	BERNIER/Bobrovsky	81,69	0/3	5/6	25-36	36-29	13,990	7-4-0	2-0-0	3-2-0	
12	Oct. 26	PIT	W 4-1	KADRI	REIMER/Fleury	*63,43,81,*63	1/3	2/3	30-38	40-30	19,539	8-4-0	2-0-0	4-2-0	
13	Oct. 29	@EDM	W 4-0	KESEL	REIMER/Bachman	81,21,81,43	0/1	1/1	26-43	44-30	16,839	9-4-0	2-0-0	4-2-0	
14	Oct. 30	@CGY	W 4-2	RAYMOND	BERNIER/Ramo	19,*21,12,*15	0/1	5/5	22-43	48-32	19,289	10-4-0	2-0-0	4-2-0	
15	Nov. 2	@VAN	L 0-4	<D.Sedim>	REIMER/Luongo	-	0/4	8/9	21-47	48-36	18,910	10-5-0	2-0-0	4-2-0	
16	Nov. 8	NID	W 2-1(SO)	van RIEMSDYK	BERNIER/Schneider	81	1/6	2/3	28-35	50-37	19,377	11-5-0	2-0-0	5-2-0	
17	Nov. 9	@BOS	L 1-3	<Beauger>	REIMER/Rask	19	0/3	1/3	34-34	51-40	17,565	11-6-0	2-1-0	5-3-0	
18	Nov. 13	@MIN	L 1-2(SO)	<Paisie>	BERNIER/(Backstrom,Harding(W))	12	1/3	5/5	23-34	52-42	17,897	11-6-1	2-1-0	5-3-0	
19	Nov. 15	@BUF	L 1-3	<Foligno>	BERNIER/Miller	23	0/3	2/3	33-27	53-45	19,070	11-7-1	2-2-0	5-4-0	
20	Nov. 16	BUF	W 4-2	KULEMIN	REIMER/Enroth	21,21,41,12	2/2	2/3	22-35	57-47	19,447	12-7-1	3-2-0	6-4-0	
21	Nov. 19	NVI	W 5-2	RAYMOND	BERNIER/Poulin	23,81,12,71,81	1/2	2/2	24-37	62-49	19,446	13-7-1	3-2-0	7-4-0	
22	Nov. 21	NSH	L 2-4	<Smith>	BERNIER/Mazanec	24,43	0/2	2/4	26-28	64-53	19,256	13-8-1	3-2-0	7-4-0	
23	Nov. 23	WSH	W 2-1(SO)	LUPUL	REIMER/Holtby	21	1/1	3/3	28-22	66-54	19,473	14-8-1	3-2-0	8-4-0	
24	Nov. 25	CBJ	L 0-6	<Atkinson>	REIMER(L),BERNIER/Bobrovsky	-	0/1	2/4	18-22	66-60	19,241	14-9-1	3-2-0	8-5-0	
25	Nov. 27	@PIT	L 5-6(SO)	<Crossby>	BERNIER/Fleury/Zatko(W)	21,43,21,81,42	1/3	2/5	24-48	71-66	18,660	14-9-2	3-2-0	8-5-1	
26	Nov. 29	@BUF	L 2-3(OT)	<Enbom>	REIMER/Miller	81,41	0/1	3/4	24-29	73-69	19,070	14-9-3	3-2-1	8-5-2	
27	Nov. 30	@MTL	L 2-4	<Plakane>	BERNIER/Pfice	21,12	0/4	1/2	36-39	75-73	21,273	14-10-3	3-3-1	8-6-2	
28	Dec. 3	JS	L 2-4	<Stuart>	REIMER/Niemi	12,81	2/3	3/4	30-41	77-77	19,360	14-11-3	3-3-1	8-6-2	
29	Dec. 5	DAL	W 3-2(OT)	SMITH	BERNIER/Lehtonen	43,49,*23	1/2	3/4	24-50	80-79	19,164	15-11-3	3-3-1	8-6-2	
30	Dec. 7	@OTT	W 4-3(SO)	van RIEMSDYK	REIMER/Anderson	21,81,51	1/6	6/8	31-50	84-82	19,559	16-11-3	4-3-1	9-6-2	
31	Dec. 8	BOS	L 2-5	<Miller>	BERNIER/Johnson	24,11	0/4	1/3	32-39	86-87	19,165	16-12-3	4-4-1	9-7-2	
32	Dec. 11	LAK	L 1-3	<Cartier>	BERNIER/Jones	4	1/3	1/2	39-23	87-90	19,375	16-13-3	4-4-1	9-7-2	
33	Dec. 12	@STL	L 3-6	<Stewart>	REIMER,BERNIER(L)/Elliott	43,41,21	0/3	3/2	32-36	90-96	16,073	16-14-3	4-4-1	9-7-2	
34	Dec. 14	CHI	W 7-3	KULEMIN	BERNIER/Raanta(L),Simpson	24,29,24,41,19,19,81	2/4	1/2	32-28	97-99	19,603	17-14-3	4-4-1	9-7-2	
35	Dec. 16	@PIT	L 1-3	<Crossby>	BERNIER/Fleury	44	1/5	1/1	26-31	98-102	18,573	17-15-3	4-4-1	9-8-2	
36	Dec. 17	FLA	L 1-3	<Bergerhelms>	REIMER/Clemmensen	12	0/2	2/2	29-35	99-105	19,076	17-16-3	4-5-1	9-9-2	
37	Dec. 19	PHX	W 2-1(SO)	LUPUL	REIMER/Smith	40	0/3	2/2	27-25	101-106	19,254	18-16-3	4-5-1	9-9-2	
38	Dec. 21	DET	L 4-3(SO)	<AIreiosson>	REIMER,BERNIER(OT)/Gustavsson	4,3,19,71	1/4	1/1	23-38	105-111	19,508	18-16-4	4-5-2	9-9-3	
39	Dec. 23	@NVR	W 4-3(SO)	<Stepan>	BERNIER/Talbot	43	0/4	0/4	42-35	106-113	18,006	18-16-5	4-5-2	9-9-4	
40	Dec. 27	BUF	W 4-3(SO)	LUPUL	BERNIER/Miller	51,24,81	1/3	0/1	42-35	110-116	19,405	19-16-5	4-5-2	10-9-4	
41	Dec. 29	CAR	W 5-2	KULEMIN	BERNIER/Ward	81,81,41,15,*3	0/2	1/2	27-43	115-118	19,452	20-16-5	4-5-2	11-9-4	

GAME-BY-GAME RESULTS

GM	DATE	OPPONENT	RESULT	GWG	GOALTENDERS	PRE, *SHG, *OTC, *PS, *EN LEAF GOALS	PP	PK	SHOTS	GF/GA	ATTN.	RECORD	DIVISION	CONFERENCE
42	Jan. 4	@DET	W-3-(50)	BOZAK	BERNIER/Howard	21-42	0/2	4/4	26-43	118-120	105,491	21-16-5	6-5-2	12-9-4
43	Jan. 4	NVR	L-1-7	<D. Moore>	BERNIER(L),REIMER/Talbot	19	0/1	2/3	26-50	119-127	19,362	21-17-5	6-5-2	12-10-4
44	Jan. 7	NVI	L-3-5	<de Haan>	BERNIER/Poulin	42,13,19	1/5	0/1	26-25	122-132	19,164	21-18-5	6-5-2	12-11-4
45	Jan. 9	@CAR	L-1-6	<Skinner>	REIMER/Khudobin	21,81	0/2	4/6	26-36	123-138	16,583	21-19-5	6-5-2	12-12-4
46	Jan. 10	@WSH	L-2-3	<Ward>	BERNIER/Newirth	42,81	1/3	4/4	34-35	125-141	18,506	21-20-5	6-5-2	12-13-4
47	Jan. 12	NID	W-3-(50)	van RIEMSDYK	BERNIER/Schneider	21,81	1/3	4/4	34-38	128-143	19,175	22-20-5	6-5-2	13-13-4
48	Jan. 14	@EOS	W-4-3	van RIEMSDYK	BERNIER/Rask	42,42,51,21	2/5	3/3	26-41	132-146	17,565	23-20-5	7-5-2	14-13-4
49	Jan. 15	BUF	W-4-3(S0)	LUPUL	REIMER/Miller	81,41,44	0/2	1/2	39-30	136-149	19,372	24-20-5	8-5-2	15-13-4
50	Jan. 18	MFL	W-5-3	van RIEMSDYK	BERNIER/Price	4,81,12,21,19	1/2	2/3	29-33	141-152	19,667	25-20-5	9-5-2	16-13-4
51	Jan. 20	@RHX	W-4-2	GUNARDINER	BERNIER/Smith	51,81,136,43	2/6	3/4	29-41	145-154	14,476	26-20-5	9-5-2	16-13-4
52	Jan. 21	@COL	W-5-2	GARDNER	REIMER/VanAmoy(L),Giguere	81,21,51,81,11	1/4	4/4	31-37	150-156	14,877	27-20-5	9-5-2	16-13-4
53	Jan. 23	@DAL	L-1-7	<Eakin>	BERNIER(L),REIMER/Lehtonen	3,40,8,81	0/3	1/3	25-28	151-163	13,678	27-21-5	9-5-2	16-13-4
54	Jan. 25	@WPG	L-4-5(OT)	<Byfuglien>	REIMER,BERNIER(L),Pavelec	43,43,21	1/5	1/3	28-32	155-168	15,004	27-21-6	9-5-2	16-13-4
55	Jan. 28	TBL	W-3-2	van RIEMSDYK	BERNIER/Bishop	43,43,21	0/3	3/3	26-42	158-170	19,475	28-21-6	10-5-2	17-13-4
56	Jan. 30	FLA	W-6-3	KULEMIN	BERNIER/Clemmensen	4,12,21,41,19,42	2/3	5/5	32-38	164-173	19,448	29-21-6	11-5-2	18-13-4
57	Feb. 1	OTT	W-6-3	KESSEL	BERNIER/Andersen	81,19,81,42,43	1/5	2/2	36-26	170-176	19,613	30-21-6	12-5-2	19-13-4
58	Feb. 4	@FLA	L-1-4	<Wright>	BERNIER/Thomas	71	0/0	1/2	21-48	171-180	15,583	30-22-6	12-6-2	19-14-4
59	Feb. 6	@TBL	W-4-1	MCCLEMENT	BERNIER/Bishop,Desjardins(L)	12,11,21,42	0/1	1/1	36-34	175-181	19,204	31-22-6	13-6-2	20-14-4
60	Feb. 8	VAN	W-3-1	KESSEL	BERNIER/Luongo	12,81,21	0/3	2/2	24-33	178-182	19,662	32-22-6	13-6-2	20-14-4
61	Feb. 27	@NVI	L-4-5(OT)	<Visnovsky>	BERNIER/Nabokov	81,15,3,19	0/4	3/4	23-35	182-187	13,922	32-22-7	13-6-2	20-14-5
62	Mar. 1	@MTL	L-3-4(OT)	<Paciorek>	BERNIER/Budaj	21,21,81	0/3	3/5	25-30	185-191	21,273	32-22-8	13-6-3	20-14-6
63	Mar. 3	CBJ	L-1-2	<Anisimov>	REIMER/Bohrosky	12	0/2	1/1	29-33	186-193	19,577	32-23-8	13-6-3	20-15-6
64	Mar. 5	@NVR	W-3-2(OT)	BOZAK	BERNIER/Lundqvist	*42,43,*42	0/2	1/1	29-37	189-195	18,006	33-23-8	13-6-3	21-15-6
65	Mar. 8	PHI	W-4-3(OT)	LUPUL	BERNIER/Mason	51,43,12,*19	0/3	2/2	36-31	193-198	19,583	34-23-8	13-6-3	22-15-6
66	Mar. 10	@ANA	W-3-1	KESSEL	BERNIER/Andersen	42,81,15	1/2	4/4	23-44	196-199	17,229	35-23-8	13-6-3	22-15-6
67	Mar. 11	@SJS	L-2-5	<Wingels>	REIMER/Niemi	51,51	0/2	6/6	21-48	198-205	17,562	35-24-8	13-6-3	22-15-6
68	Mar. 13	@LAK	W-3-2	RAMOND	BERNIER,REIMER(W)/Quick	3,36,*12	1/3	3/4	29-41	200-207	18,319	36-24-8	13-6-3	22-15-6
69	Mar. 16	@WSH	L-2-4	<Ward>	REIMER/Halak	40,3	0/3	2/4	29-33	203-211	18,506	36-25-8	13-6-3	22-16-6
70	Mar. 18	@DET	L-2-3	<Stamkos>	REIMER/Howard	51,21	1/4	4/4	33-31	205-214	20,066	36-26-8	13-6-3	22-17-6
71	Mar. 19	TBL	L-3-5	<Stamkos>	REIMER/Bishop	81,41,51	0/3	3/5	39-30	208-219	19,585	36-27-8	13-6-3	22-18-6
72	Mar. 22	MTL	L-3-4	<Plekane>	REIMER/Price	19,42,43	1/2	2/2	36-36	211-223	19,789	36-28-8	13-6-3	22-19-6
73	Mar. 23	@ND	L-2-3	<Merill>	REIMER,MacINTYRE/Schneider	42,81	1/4	2/2	24-23	213-226	15,328	36-29-8	13-6-3	22-20-6
74	Mar. 25	STL	L-3-5	<Steen>	BERNIER/Miller	19,36,21	1/3	2/3	25-49	216-231	19,505	36-30-8	13-6-3	22-20-6
75	Mar. 28	@PHI	L-2-4	<Giroux>	BERNIER/Mason	21,63	0/4	3/5	34-29	218-235	19,963	36-31-8	13-6-3	22-21-6
76	Mar. 29	DET	L-2-4	<Helm>	BERNIER/Howard	41,9	0/2	3/3	27-28	220-239	20,270	36-32-8	13-6-3	22-22-6
77	Apr. 1	CGY	W-3-2	CLARKSON	BERNIER/Rambo	11,63,71	0/1	2/2	22-24	223-241	19,482	37-32-8	13-6-3	22-22-6
78	Apr. 3	BOS	W-4-3(OT)	KAORI	BERNIER,REIMER(W)/Johnson	15,42,21,*43	1/4	2/2	31-38	227-244	19,609	38-32-8	14-10-3	23-22-6
79	Apr. 5	WPG	L-2-4	<Enstrom>	REIMER/Pavelec	81,43	1/4	1/2	25-41	229-248	15,544	38-33-8	14-10-3	23-22-6
80	Apr. 8	@TBL	L-0-3	<Palat>	REIMER/Bishop,Lindback(W)	-	0/3	0/1	28-34	229-251	18,896	38-34-8	14-11-3	23-23-6
81	Apr. 10	@FLA	L-2-4	<Bugstad>	MacINTYRE/Luongo	42,15	0/2	3/3	29-37	231-255	13,100	38-35-8	14-12-3	23-24-6
82	Apr. 12	@OTT	L-0-1	<Spezza>	REIMER/Andersen	-	0/4	2/3	28-37	231-256	20,500	38-36-8	14-13-3	23-25-6

PLAYER GAME-BY-GAME RESULTS

	#1	#2	#3	#4	#5	#6	#7	#8	#9	#10	#11	#12	#13	#14	#15	#16	#17	#18	#19	#20
	@MIL	@PHI	01/06 OTT	10/08 COL	10/10 @NSH	10/12 EDM	10/15 MIN	10/17 CAR	10/19 @CHI	10/22 ANA	10/25 @CBJ	10/26 PHI	10/29 @EDM	10/30 @CSY	11/02 @VAN	11/08 NJD	11/09 @SJS	11/13 @MIN	11/15 @BFB	11/16 BFB
*#2 Mark Fraser	0-0	0-0	0-0	0-0	0-0	0-0	0-0	0-0	0-0	0-0	0-0	0-1	0-1	0-0	0-0	0-0	0-0	0-0	0-0	0-0
#3 Dion Phelan	1-0	0-1	0-0	0-0	0-0	0-2	0-2	0-0	0-1	0-0	0-0	0-1	0-0	0-0	0-0	0-1	0-0	0-0	0-0	0-2
#11 Lyle McClement	0-0	0-0	0-0	PER	0-0	0-0	0-0	0-0	0-0	0-0	0-0	0-0	0-1	0-0	0-0	0-0	0-0	0-0	0-0	0-0
#13 Mason Bernard	1-0	0-0	1-2	0-0	0-0	0-2	2-0	0-0	0-0	0-0	0-0	0-1	0-0	1-0	0-0	0-0	0-0	1-0	0-1	1-1
#15 Paul Ranger	0-0	0-0	0-0	0-0	0-0	0-0	0-0	0-1	0-0	0-1	0-1	0-0	0-0	1-0	0-0	0-0	0-1	0-0	0-0	0-1
#17 Jeffrey Lupul	0-0	0-2	1-1	1-0	1-0	2-0	0-0	0-1	0-1	0-0	0-0	0-0	0-0	1-0	0-0	0-0	1-0	0-0	0-0	0-0
#21 James van Riemsdijk	1-0	0-0	1-0	1-1	2-0	0-0	0-0	0-0	0-0	0-2	0-1	0-2	1-0	1-0	0-0	0-0	0-0	0-0	0-0	0-0
#22 Jereg Simons	-	-	-	-	-	-	-	-	-	-	-	-	-	-	-	-	-	-	-	-
#23 Trevor Smith	MAR	MAR	MAR	0-0	MAR	MAR	MAR	0-0	DND	0-0	0-0	0-0	0-0	0-0	0-0	MAR	MAR	MAR	1-0	0-1
#25 Peter Holland	ANA	ANA	ANA	ANA	ANA	ANA	ANA	ANA	ANA	ANA	ANA	ANA	ANA	ANA	ANA	ANA	ANA	ANA	ANA	ANA
#26 TJ Brennan	MAR	MAR	MAR	MAR	DND	MAR	MAR	MAR	MAR	MAR	MAR	MAR	MAR	MAR	MAR	MAR	MAR	MAR	MAR	MAR
*#26 John-Michael Liles	MAR	MAR	MAR	MAR	MAR	MAR	MAR	MAR	MAR	MAR	MAR	MAR	MAR	MAR	MAR	MAR	MAR	MAR	MAR	MAR
#28 Colton Orr	0-0	0-0	0-0	0-0	0-0	0-0	0-0	0-0	0-0	0-0	0-0	0-0	0-0	0-0	0-0	0-0	0-0	0-0	0-0	0-0
#29 Jerin D'Amigo	MAR	MAR	MAR	MAR	MAR	MAR	MAR	MAR	MAR	MAR	MAR	MAR	MAR	MAR	MAR	MAR	MAR	MAR	MAR	MAR
#32 Jesse Leivo	MAR	MAR	MAR	MAR	0-0	0-0	0-0	1-0	0-0	0-0	0-0	0-0	0-0	0-0	0-0	0-0	0-0	0-0	0-0	0-0
#36 Carl Gunnarsson	0-0	0-0	DND	0-1	0-0	0-0	0-0	0-0	DND	MAR	MAR	MAR	0-0	0-0	SUS	SUS	0-0	0-0	0-0	0-0
#37 Carter Ashton	0-0	0-0	0-0	0-0	0-0	0-0	0-0	0-0	0-0	0-0	0-0	0-0	0-0	0-0	0-0	0-0	0-0	0-0	0-0	0-0
#38 Fraser McLaren	0-1	0-0	0-1	0-0	0-0	0-0	0-0	0-0	0-0	0-0	0-0	0-0	0-0	0-0	0-0	0-0	0-0	0-0	0-0	0-0
#40 Troy Bole	0-1	0-0	0-1	0-0	DND	DND	DND	DND	0-0	0-0	0-0	0-0	0-0	0-0	0-0	0-0	0-0	0-0	0-0	0-0
#41 Niklas Kultima	0-1	0-1	0-1	0-0	0-0	0-0	0-0	0-0	0-0	0-0	0-0	0-0	0-0	0-0	0-0	0-0	0-0	0-0	0-0	0-0
#42 Tiver Buzak	1-0	0-0	0-1	0-0	1-0	0-1	1-0	0-0	0-0	0-0	0-1	0-1	0-1	0-1	0-0	0-0	0-0	0-0	0-0	1-0
#43 Mason Kari	0-1	0-0	1-1	0-0	0-1	1-1	0-1	0-0	1-0	0-0	0-0	0-0	1-2	0-0	0-0	0-0	0-0	0-1	0-1	SUS
#44 Morgan Rieley	DND	DND	0-0	0-0	0-1	0-0	0-2	0-1	0-0	0-0	0-0	0-0	0-1	0-0	0-0	0-0	0-0	0-1	0-1	DND
#46 David Boll	MAR	MAR	MAR	MAR	0-0	0-1	0-0	0-0	0-0	MAR	MAR	MAR	MAR	MAR	MAR	MAR	MAR	MAR	MAR	MAR
#51 Laine Gardner	0-0	0-0	0-0	0-0	0-1	0-1	0-1	0-0	0-0	0-0	0-0	0-0	0-0	0-1	0-0	0-0	0-0	0-0	0-0	0-1
#55 Spencer Abbott	MAR	MAR	0-0	MAR	MAR	MAR	MAR	MAR	MAR	MAR	MAR	MAR	MAR	MAR	MAR	MAR	MAR	MAR	MAR	MAR
#53 Jamie Devane	MAR	MAR	0-0	0-0	MAR	MAR	MAR	MAR	MAR	MAR	MAR	MAR	MAR	MAR	MAR	MAR	MAR	MAR	MAR	MAR
#63 Dave Ballard	0-0	2-0	0-1	0-0	0-0	1-0	0-1	0-0	0-0	0-1	1-0	2-0	0-0	0-0	0-0	0-0	0-0	0-0	0-0	0-0
#71 David Clarkson	SUS	SUS	SUS	SUS	SUS	SUS	SUS	SUS	SUS	SUS	SUS	SUS	SUS	0-1	0-0	0-0	0-0	0-0	0-0	0-0
#67 Phil Kessel	0-1	1-0	0-1	0-0	1-2	0-1	0-1	0-0	0-0	3-0	1-0	1-1	2-2	0-0	0-0	1-0	0-0	0-0	0-0	0-0
#1	10/01 @MIL	10/02 @PHI	10/05 OTT	10/08 COL	10/10 @NSH	10/12 EDM	10/15 MIN	10/17 CAR	10/19 @CHI	10/22 ANA	10/25 @CBJ	10/26 PHI	10/29 @EDM	10/30 @CSY	11/02 @VAN	11/08 NJD	11/09 @SJS	11/13 @MIN	11/15 @BFB	11/16 BFB
#34 James Reimer	W	DNP	W	DNP	DNP	DNP	W	1/1	0-0	DNP	DNP	W	0-0	DNP	DNP	DNP	W	DNP	DNP	DNP
#37	10/31 @BFB	11/01 @PHI	11/03 @MIN	11/06 NJD	11/08 @VAN	11/09 @SJS	11/13 @MIN	11/15 @BFB	11/16 BFB	11/18 @PHI	11/20 @CBJ	11/21 @PHI	11/23 @EDM	11/24 @CSY	11/26 @VAN	11/28 NJD	11/29 @SJS	12/01 @MIN	12/02 @BFB	12/03 BFB
#45 Jonathan Bernier	DNP	W	W	DNP	W	W	W	W	W	W	W	W	W	W	W	W	W	W	W	W
	10/31 @BFB	11/01 @PHI	11/03 @MIN	11/06 NJD	11/08 @VAN	11/09 @SJS	11/13 @MIN	11/15 @BFB	11/16 BFB	11/18 @PHI	11/20 @CBJ	11/21 @PHI	11/23 @EDM	11/24 @CSY	11/26 @VAN	11/28 NJD	11/29 @SJS	12/01 @MIN	12/02 @BFB	12/03 BFB

DND - Did not dress PER - Personal DNP - Did not play MAR - Toronto Marlies (AHL) ANA - Anaheim Ducks (NHL)
 SUS - Suspended INJ - Injured *no longer Leafs **Man-games lost due to injury:** This quarter: **55**

PLAYER GAME-BY-GAME RESULTS

	#42	#43	#44	#45	#46	#47	#48	#49	#50	#51	#52	#53	#54	#55	#56	#57	#58	#59	#60	#61
	01/01	01/04	01/07	01/09	01/10	01/12	01/14	01/15	01/18	01/20	01/21	01/23	01/25	01/28	01/30	02/01	02/04	02/06	02/08	02/27
	@DET	N/R	NV	@CAR	@WSH	N/D	@BJS	B/F	M/L	@PHX	@COL	@DAL	@WPG	TB	R/A	OTT	@LA	EDM	VAN	@NYI
*42 Mark Fraser	DND	DND	DND	DND	DND	DND	DND	DND	DND	DND	DND	DND	DND	DND	DND	DND	DND	DND	DND	DND
#3 Devin Franson	0-2	0-0	0-0	0-0	0-0	0-1	0-0	0-0	1-0	0-1	0-1	0-0	1-0	0-0	0-0	0-0	0-0	0-0	0-0	1-0
#4 Cory Franson	0-0	0-0	0-0	0-0	0-0	0-1	0-0	0-0	1-0	0-1	0-1	0-0	1-0	0-0	1-0	0-1	0-0	0-0	0-0	0-0
#6 Tim Glasson	CAR	DND	0-0	0-0	0-0	0-1	0-0	0-0	0-0	0-0	0-0	0-0	1-0	0-0	0-1	0-0	0-0	0-0	0-1	0-0
#11 Ben McClement	0-0	0-0	0-0	0-1	0-0	0-0	0-0	0-1	1-1	0-0	0-1	0-0	0-0	0-0	1-0	0-0	1-0	1-0	0-0	0-0
#12 Matt Raymond	0-0	0-0	0-1	0-0	0-0	0-0	0-0	0-0	1-1	0-0	0-1	0-0	0-0	0-0	1-0	0-0	1-0	1-0	0-0	0-0
#15 Paul Berger	0-0	0-0	0-1	0-0	0-0	0-0	0-0	0-0	1-1	0-0	0-2	0-0	0-0	0-0	1-1	1-0	0-0	0-1	0-0	1-0
#19 Jeffrey Lupul	0-0	1-0	1-0	1-0	1-1	0-0	0-1	0-0	1-1	0-0	1-1	0-0	1-0	1-0	1-1	0-2	0-0	1-0	1-0	0-3
#21 James van Riemsdik	1-0	0-0	0-1	0-0	1-1	1-0	1-1	0-0	0-0	0-0	1-1	0-0	1-0	1-0	0-0	0-0	0-0	0-0	0-0	0-0
#22 Jereb Sabinson	MAR	MAR	MAR	MAR	MAR	MAR	MAR	MAR	MAR	MAR	MAR	MAR	MAR	MAR	MAR	MAR	MAR	MAR	MAR	MAR
#23 Wade Smith	INJ	INJ	INJ	INJ	INJ	INJ	INJ	INJ	INJ	INJ	INJ	INJ	INJ	INJ	INJ	INJ	INJ	INJ	INJ	0-0
#29 Peter Holland	0-0	0-0	0-0	MAR	MAR	MAR	0-0	0-1	0-0	0-0	0-0	0-0	0-0	0-0	0-0	0-0	0-0	0-0	0-0	0-0
#31 Peter Holland	MAR	MAR	MAR	MAR	MAR	MAR	MAR	MAR	MAR	MAR	MAR	MAR	MAR	MAR	MAR	MAR	MAR	MAR	MAR	MAR
#35 T.J. Brennan	DND	CAR	CAR	CAR	CAR	CAR	CAR	CAR	CAR	CAR	CAR	CAR	CAR	CAR	CAR	CAR	CAR	CAR	CAR	CAR
*36 John-Michael Liles	0-0	0-0	0-0	0-0	0-0	0-0	0-0	0-0	0-0	0-0	0-0	0-0	0-0	0-0	0-0	0-0	0-0	0-0	0-0	0-0
*38 Colton Orr	0-0	0-0	0-0	0-0	0-0	0-0	0-0	0-0	0-0	0-0	0-0	0-0	0-0	0-0	0-0	0-0	0-0	0-0	0-0	0-0
#39 Jeremy D'Amico	0-0	0-0	0-0	0-0	0-0	0-0	0-0	0-0	0-0	0-0	0-0	0-0	0-0	0-0	0-0	0-0	0-0	0-0	0-0	0-0
#32 Josh Lepp	MAR	MAR	MAR	MAR	MAR	MAR	MAR	MAR	MAR	MAR	MAR	MAR	MAR	MAR	MAR	MAR	MAR	MAR	MAR	MAR
#36 Carl Gustavsson	0-0	0-0	0-0	0-0	0-1	0-0	0-1	0-0	1-0	0-0	0-0	0-1	0-0	0-1	0-0	0-1	0-0	0-1	0-0	0-1
#7 Caleer Ashton	MAR	MAR	0-0	0-0	0-0	0-0	0-0	0-0	0-1	0-0	0-0	0-0	0-1	0-0	0-0	0-0	0-0	0-0	0-0	0-0
#38 Trae M. Laen	DND	DND	0-0	0-0	0-0	0-0	0-0	0-0	0-0	0-0	0-0	0-0	0-0	0-0	0-0	0-0	0-0	0-0	0-0	0-0
#39 Greg McKegg	MAR	MAR	MAR	MAR	MAR	MAR	MAR	MAR	MAR	MAR	MAR	MAR	MAR	MAR	MAR	MAR	MAR	MAR	MAR	MAR
#40 Tom Gode	MAR	MAR	MAR	MAR	MAR	MAR	MAR	MAR	0-0	0-0	0-1	0-0	1-0	0-0	0-1	0-0	0-0	0-0	0-1	0-0
#41 Nikolai Kulemin	0-0	0-0	0-0	0-0	0-0	0-0	0-0	1-0	0-1	0-0	0-1	1-0	0-0	0-0	1-0	0-0	0-0	0-1	0-1	0-0
#42 Tyler Buzak	1-0	0-1	1-0	0-0	0-1	1-0	2-1	0-0	0-1	0-0	0-2	0-0	0-0	0-1	1-0	1-1	0-0	1-0	0-2	0-2
#43 Nazem Kadri	0-0	0-0	0-2	0-1	0-0	0-0	0-0	0-0	0-1	0-0	0-1	0-0	0-1	2-0	0-3	1-1	0-0	1-0	0-2	0-2
#44 Morgan Kelly	0-0	0-1	0-0	0-0	0-0	0-0	0-0	1-0	0-1	0-1	0-0	0-0	0-1	0-0	0-1	0-1	0-0	0-1	0-0	0-1
#46 David Brilli	MAR	MAR	MAR	MAR	MAR	MAR	MAR	MAR	MAR	MAR	MAR	MAR	MAR	MAR	MAR	MAR	MAR	MAR	MAR	MAR
#31 Jale Gartner	0-0	0-0	0-1	DND	0-0	0-0	1-0	0-0	0-0	1-1	1-0	0-0	0-0	0-0	0-0	0-0	0-0	0-0	0-0	0-0
#53 Spencer Abbott	MAR	MAR	MAR	MAR	MAR	MAR	MAR	MAR	MAR	MAR	MAR	MAR	MAR	MAR	MAR	MAR	MAR	MAR	MAR	MAR
#59 James Devere	MAR	MAR	MAR	MAR	MAR	MAR	MAR	MAR	MAR	MAR	MAR	MAR	MAR	MAR	MAR	MAR	MAR	MAR	MAR	MAR
#63 David Bolland	INJ	INJ	INJ	INJ	INJ	INJ	INJ	INJ	INJ	INJ	INJ	INJ	INJ	INJ	INJ	INJ	INJ	INJ	INJ	INJ
#7 David Clarkson	0-0	0-0	0-0	0-0	0-0	0-0	0-0	0-0	0-0	0-0	0-0	0-0	0-0	0-0	0-0	0-0	0-0	0-0	0-0	0-0
#91 Phil Kessel	0-1	0-0	0-0	0-1	1-1	0-2	0-3	1-1	1-1	2-0	0-0	1-1	0-0	3-1	0-0	3-1	0-0	0-2	1-1	1-1
#42	#43	#44	#45	#46	#47	#48	#49	#50	#51	#52	#53	#54	#55	#56	#57	#58	#59	#60	#61	
01/01	01/04	01/07	01/09	01/10	01/12	01/14	01/15	01/18	01/20	01/21	01/23	01/25	01/28	01/30	02/01	02/04	02/06	02/08	02/27	
@DET	N/R	NV	@CAR	@WSH	N/D	@BJS	B/F	M/L	@PHX	@COL	@DAL	@WPG	TB	R/A	OTT	@LA	EDM	VAN	@NYI	
DND	16/18	26A	DND	L	DND	DND	DND	DND	DND	W	11/15	46A	15/19	DND	DND	DND	DND	DND	DND	DND
WSOJ	41/43	27/62	L	32/25	36/68	38/41	30/33	39/41	39/41	DNP	10/13	46A	46A	40/42	35/38	44/47	33/34	32/33	39/35	35
26A	26A	46A	DNP	26A	26A	26A	26A	26A	26A	DNP	35A	35A	35A	26A	35	35	16	16	16	16

DND - Did not dress PER - Personal DNP - Did not play MAR - Toronto Marlies (AHL) CAR - Carolina Hurricanes (NHL) EDM - Edmonton Oilers (NHL)
 SUS - Suspended INJ - Injured *no longer Leafs Man-games lost due to injury: This quarter: 70

PLAYER GAME-BY-GAME RESULTS

2013-14 REVIEW

PAGE 155

#62	03/01	@MTL	EDM	EDM	#61	04/10	@FLA	@OTT
#72	04/25	WPG	WPG	EDM	#60	04/08	@FLA	@OTT
#82	05/05	WPG	WPG	EDM	#79	04/25	WPG	WPG
#92	05/15	WPG	WPG	EDM	#78	04/23	BOS	EDM
#102	05/25	WPG	WPG	EDM	#77	04/01	CBY	EDM
#112	06/05	WPG	WPG	EDM	#76	03/29	DET	EDM
#122	06/15	WPG	WPG	EDM	#75	03/28	@PHI	EDM
#132	06/25	WPG	WPG	EDM	#74	03/25	@NYJ	STL
#142	07/05	WPG	WPG	EDM	#73	03/23	@IND	EDM
#152	07/15	WPG	WPG	EDM	#72	03/22	MTL	EDM
#162	07/25	WPG	WPG	EDM	#71	03/19	TBL	EDM
#172	07/31	WPG	WPG	EDM	#70	03/18	@DET	EDM
#182	08/06	WPG	WPG	EDM	#69	03/16	@WSH	EDM
#192	08/11	WPG	WPG	EDM	#68	03/13	@LAK	EDM
#202	08/16	WPG	WPG	EDM	#67	03/11	@SSJ	EDM
#212	08/21	WPG	WPG	EDM	#66	03/10	@ANA	EDM
#222	08/26	WPG	WPG	EDM	#65	03/08	PHI	EDM
#232	08/31	WPG	WPG	EDM	#64	03/05	@WPG	EDM
#242	09/05	WPG	WPG	EDM	#63	03/03	CSJ	EDM
#252	09/10	WPG	WPG	EDM	#62	03/01	@MTL	EDM
#262	09/15	WPG	WPG	EDM	#61	02/28	@PIT	EDM
#272	09/20	WPG	WPG	EDM	#60	02/26	@NYJ	EDM
#282	09/25	WPG	WPG	EDM	#59	02/23	@TOR	EDM
#292	09/30	WPG	WPG	EDM	#58	02/20	@PHI	EDM
#302	10/05	WPG	WPG	EDM	#57	02/18	@NYJ	EDM
#312	10/10	WPG	WPG	EDM	#56	02/15	@WPG	EDM
#322	10/15	WPG	WPG	EDM	#55	02/12	@MTL	EDM
#332	10/20	WPG	WPG	EDM	#54	02/09	@MTL	EDM
#342	10/25	WPG	WPG	EDM	#53	02/06	@TOR	EDM
#352	10/30	WPG	WPG	EDM	#52	02/03	@TOR	EDM
#362	11/03	WPG	WPG	EDM	#51	02/01	@PHI	EDM
#372	11/08	WPG	WPG	EDM	#50	01/29	@TOR	EDM
#382	11/13	WPG	WPG	EDM	#49	01/26	@TOR	EDM
#392	11/18	WPG	WPG	EDM	#48	01/23	@TOR	EDM
#402	11/23	WPG	WPG	EDM	#47	01/20	@TOR	EDM
#412	11/28	WPG	WPG	EDM	#46	01/17	@TOR	EDM
#422	12/03	WPG	WPG	EDM	#45	01/14	@TOR	EDM
#432	12/08	WPG	WPG	EDM	#44	01/11	@TOR	EDM
#442	12/13	WPG	WPG	EDM	#43	01/08	@TOR	EDM
#452	12/18	WPG	WPG	EDM	#42	01/05	@TOR	EDM
#462	12/23	WPG	WPG	EDM	#41	01/02	@TOR	EDM
#472	12/28	WPG	WPG	EDM	#40	12/30	@TOR	EDM
#482	01/02	WPG	WPG	EDM	#39	12/27	@TOR	EDM
#492	01/07	WPG	WPG	EDM	#38	12/24	@TOR	EDM
#502	01/12	WPG	WPG	EDM	#37	12/21	@TOR	EDM
#512	01/17	WPG	WPG	EDM	#36	12/18	@TOR	EDM
#522	01/22	WPG	WPG	EDM	#35	12/15	@TOR	EDM
#532	01/27	WPG	WPG	EDM	#34	12/12	@TOR	EDM
#542	01/31	WPG	WPG	EDM	#33	12/09	@TOR	EDM
#552	02/05	WPG	WPG	EDM	#32	12/06	@TOR	EDM
#562	02/09	WPG	WPG	EDM	#31	12/03	@TOR	EDM
#572	02/13	WPG	WPG	EDM	#30	11/30	@TOR	EDM
#582	02/17	WPG	WPG	EDM	#29	11/27	@TOR	EDM
#592	02/21	WPG	WPG	EDM	#28	11/24	@TOR	EDM
#602	02/25	WPG	WPG	EDM	#27	11/21	@TOR	EDM
#612	02/28	WPG	WPG	EDM	#26	11/18	@TOR	EDM
#622	03/02	WPG	WPG	EDM	#25	11/15	@TOR	EDM
#632	03/06	WPG	WPG	EDM	#24	11/12	@TOR	EDM
#642	03/10	WPG	WPG	EDM	#23	11/09	@TOR	EDM
#652	03/14	WPG	WPG	EDM	#22	11/06	@TOR	EDM
#662	03/18	WPG	WPG	EDM	#21	11/03	@TOR	EDM
#672	03/22	WPG	WPG	EDM	#20	10/30	@TOR	EDM
#682	03/26	WPG	WPG	EDM	#19	10/27	@TOR	EDM
#692	03/30	WPG	WPG	EDM	#18	10/24	@TOR	EDM
#702	04/03	WPG	WPG	EDM	#17	10/21	@TOR	EDM
#712	04/07	WPG	WPG	EDM	#16	10/18	@TOR	EDM
#722	04/11	WPG	WPG	EDM	#15	10/15	@TOR	EDM
#732	04/15	WPG	WPG	EDM	#14	10/12	@TOR	EDM
#742	04/19	WPG	WPG	EDM	#13	10/09	@TOR	EDM
#752	04/23	WPG	WPG	EDM	#12	10/06	@TOR	EDM
#762	04/27	WPG	WPG	EDM	#11	10/03	@TOR	EDM
#772	05/01	WPG	WPG	EDM	#10	09/30	@TOR	EDM
#782	05/05	WPG	WPG	EDM	#9	09/27	@TOR	EDM
#792	05/09	WPG	WPG	EDM	#8	09/24	@TOR	EDM
#802	05/13	WPG	WPG	EDM	#7	09/21	@TOR	EDM
#812	05/17	WPG	WPG	EDM	#6	09/18	@TOR	EDM
#822	05/21	WPG	WPG	EDM	#5	09/15	@TOR	EDM
#832	05/25	WPG	WPG	EDM	#4	09/12	@TOR	EDM
#842	05/29	WPG	WPG	EDM	#3	09/09	@TOR	EDM
#852	06/02	WPG	WPG	EDM	#2	09/06	@TOR	EDM
#862	06/06	WPG	WPG	EDM	#1	09/03	@TOR	EDM

DND - Did not dress PER - Personal DNP - Did not play MAR - Toronto Marlies (AHL) CAR - Carolina Hurricanes (NHL) EDM - Edmonton Oilers (NHL)
 SUS - Suspended INJ - Injured *no longer Leafs **Man-games lost due to injury:** This quarter: 40

2013

Sep. 8	Signed Mason Raymond to a professional tryout agreement.
Sep. 10	Re-signed Nazem Kadri to a two-year contract.
Sep. 13	Assigned the following players to their respective junior clubs: Forwards Connor Brown (Erie - OHL), Fabrice Herzog (Quebec - QMJHL) and Carter Verhaeghe (Niagara - OHL), defenceman Matt Finn (Guelph - OHL) and goaltender Antoine Bibeau (PEI - QMJHL). Released forward Matt Rupert and defenceman Trevor Murphy from amateur tryout agreements.
Sep. 17	Assigned the following players to the Toronto Marlies (AHL): Forwards Sam Carrick , Andrew Crescenzi , Jerry D'Amigo , Josh Leivo , Gregg McKegg and Brad Ross , defencemen Petter Granberg , Dylan Yeo and Zachary Yuen , and goaltenders Christopher Gibson and Garret Sparks . Assigned forwards Frederik Gauthier (Rimouski - QMJHL) and Ryan Rupert (London - OHL) to their respective junior clubs. Released defenceman Kevin Raine from amateur tryout agreement
Sep. 18	Assigned Tyler Biggs and Jesse Blacker to the Toronto Marlies (AHL).
Sep. 20	Assigned Spencer Abbott to the Toronto Marlies (AHL).
Sep. 21	Recalled Josh Leivo from the Toronto Marlies (AHL) and assigned Kevin Marshall to the Marlies.
Sep. 23	Signed Mason Raymond to a one-year contract. Assigned Stuart Percy and Andrew MacWilliam to the Toronto Marlies (AHL).
Sep. 26	Re-signed Cody Franson to a one-year contract.
Sep. 28	Recalled Spencer Abbott , Jerry D'Amigo , Andrew MacWilliam , Greg McKegg and Stuart Percy from the Marlies (AHL).
Sep. 29	Acquired a conditional fourth round pick in the 2014 Entry Draft from the Calgary Flames for Joe Colborne . Assigned Spencer Abbott , David Broll , Jerry D'Amigo , Jamie Devane , Josh Leivo , Andrew MacWilliam , Greg McKegg and Stuart Percy to the Marlies (AHL).
Sep. 30	Assigned Troy Bodie , T.J. Brennan , Korbinian Holzer , John-Michael Liles , Drew MacIntyre and Trevor Smith to the Marlies (AHL).
Oct. 1	Recalled Troy Bodie from the Marlies (AHL). Signed Phil Kessel to an eight-year contract extension that will commence at the start of the 2014-15 season.
Oct. 4	Recalled Jamie Devane from the Toronto Marlies (AHL).
Oct. 5	Recalled Spencer Abbott from the Toronto Marlies (AHL).
Oct. 6	Assigned Spencer Abbott and Jamie Devane to the Toronto Marlies (AHL).
Oct. 7	Recalled Jamie Devane and Trevor Smith from the Toronto Marlies (AHL).
Oct. 9	Recalled T.J. Brennan , David Broll and Josh Leivo from the Toronto Marlies (AHL) and assigned Jamie Devane and Trevor Smith to the Marlies.
Oct. 11	Assigned T.J. Brennan to the Toronto Marlies (AHL).
Oct. 15	Recalled Trevor Smith from the Toronto Marlies (AHL).
Oct. 24	Recalled Josh Leivo from the Toronto Marlies (AHL).
Oct. 26	Recalled Carter Ashton from the Toronto Marlies (AHL) and assigned Josh Leivo to the Marlies.
Oct. 28	Recalled John-Michael Liles from the Toronto Marlies (AHL).
Nov. 6	Signed Jerred Smithson to a contract for the remainder of the 2013-14 season. Assigned Trevor Smith to the Toronto Marlies (AHL).
Nov. 15	Recalled Trevor Smith from the Toronto Marlies (AHL) and assigned John-Michael Liles to the Marlies.
Nov. 16	Acquired Peter Holland and Brad Staubitz from the Anaheim Ducks for Jesse Blacker , a second round pick and Anaheim's seventh round pick (previously acquired) in the 2014 Entry Draft. Assigned Brad Staubitz to the Toronto Marlies (AHL).
Nov. 17	Assigned Troy Bodie to the Toronto Marlies (AHL).
Nov. 19	Signed Matt Finn to a three-year entry level contract.
Nov. 21	Assigned Carter Ashton to the Toronto Marlies (AHL).
Nov. 22	Signed Connor Brown to a three-year entry level contract.
Nov. 27	Signed Frederik Gauthier to a three-year entry level contract.
Nov. 29	Recalled Carter Ashton from the Toronto Marlies (AHL).
Dec. 5	Recalled Jerry D'Amigo from the Toronto Marlies (AHL) and assigned Jerred Smithson to the Marlies.
Dec. 6	Recalled John-Michael Liles from the Toronto Marlies (AHL).
Dec. 14	Recalled Troy Bodie from the Toronto Marlies (AHL) and assigned Carter Ashton to the Marlies (AHL).
Dec. 18	Recalled Jerred Smithson from the Toronto Marlies (AHL).
Dec. 23	Assigned Troy Bodie to the Toronto Marlies (AHL).
Dec. 29	Assigned Jerred Smithson to the Toronto Marlies (AHL).
Dec. 31	Signed Dion Phaneuf to a seven-year contract extension that will commence at the start of the 2014-15 season.

Jan. 1	Acquired Tim Gleason from the Carolina Hurricanes for John-Michael Liles and Dennis Robertson.
Jan. 8	Recalled Carter Ashton from the Toronto Marlies (AHL) and assigned Peter Holland to the Marlies.
Jan. 13	Recalled Peter Holland from the Toronto Marlies (AHL) and assigned Jerry D'Amigo to the Marlies.
Jan. 18	Recalled Troy Bodie from the Toronto Marlies (AHL).
Jan. 22	Acquired Brandon Kozun from the Los Angeles Kings for Andrew Crescenzi. Assigned Brandon Kozun to the Toronto Marlies (AHL).
Jan. 31	Acquired Cameron Abney and the rights to Teemu Hartikainen from the Edmonton Oilers for Mark Fraser.
Feb. 1	Recalled Greg McKeeg from the Toronto Marlies (AHL).
Feb. 3	Recalled Jerred Smithson from the Toronto Marlies (AHL) and assigned Greg McKeeg to the Marlies.
Feb. 9	Assigned Jerred Smithson to the Toronto Marlies (AHL).
Feb. 22	Assigned Peter Holland to the Toronto Marlies (AHL).
Feb. 28	Assigned Carter Ashton to the Toronto Marlies (AHL).
Mar. 1	Recalled Peter Holland from the Toronto Marlies (AHL).
Mar. 2	Assigned Peter Holland to the Toronto Marlies (AHL).
Mar. 5	Recalled Peter Holland and Carter Ashton from the Toronto Marlies (AHL) and assigned Trevor Smith and Frazer McLaren to the Marlies.
Mar. 8	Recalled Frazer McLaren from the Toronto Marlies (AHL) on emergency.
Mar. 10	Assigned Frazer McLaren to the Toronto Marlies (AHL).
Mar. 15	Recalled Drew MacIntyre from the Toronto Marlies (AHL) on emergency.
Mar. 22	Assigned Peter Holland and Carter Ashton to the Toronto Marlies (AHL).
Mar. 25	Signed Eric Knodel to a one-year entry level contract. Assigned Drew MacIntyre to the Toronto Marlies (AHL).
Mar. 29	Recalled Jerry D'Amigo from the Toronto Marlies (AHL).
Apr. 2	Signed Carter Verhaeghe to a three-year entry level contract.
Apr. 3	Recalled Carter Ashton from the Toronto Marlies (AHL) on emergency. Assigned Carter Ashton to the Toronto Marlies (AHL).
Apr. 4	Recalled Drew MacIntyre from the Toronto Marlies (AHL) on emergency.
Apr. 6	Assigned Drew MacIntyre to the Toronto Marlies (AHL).
Apr. 8	Recalled Carter Ashton and Drew MacIntyre from the Toronto Marlies (AHL) on emergency.
Apr. 9	Assigned Jerry D'Amigo to the Toronto Marlies (AHL).
Apr. 10	Signed Ryan Rupert to a three-year entry level contract. Recalled Trevor Smith from the Toronto Marlies (AHL) on emergency.
Apr. 11	Named Brendan Shanahan President and Alternate Governor. Assigned Trevor Smith to the Toronto Marlies (AHL).
Apr. 12	Recalled Peter Holland and Petter Granberg from the Toronto Marlies (AHL).
Apr. 13	Assigned Peter Holland , Petter Granberg and Drew MacIntyre to the Toronto Marlies (AHL).
Apr. 15	Signed Viktor Loov to a three-year entry level contract.
Jun. 3	Signed Antoine Bibeau to a three-year entry level contract.
Jun. 20	Re-signed Brandon Kozun to a one-year contract.
Jun. 28	Acquired Roman Polak from the St. Louis Blues for Carl Gunnarsson and Calgary's fourth round pick in 2014 Entry Draft (previously acquired, Ville Husso).
Jul. 1	Acquired Matt Frattin from the Columbus Blue Jackets for Gerry D'Amigo and a conditional seventh round draft pick in 2015 Entry Draft.
Jul. 1	Signed Stephane Robidas to a three-year contract.
Jul. 1	Signed Leo Komarov to a four-year contract.
Jul. 3	Signed Petri Kontiola to a one-year contract.
Jul. 3	Signed Mike Santorelli to a one-year contract.
Jul. 3	Re-signed Troy Bodie to a one-year contract.
Jul. 7	Re-signed Trevor Smith to a one-year contract.
Jul. 7	Signed Rinat Valieu to a three-year entry level contract.
Jul. 11	Named Peter Horachek and Steve Spott Assistant Coaches.
Jul. 11	Re-signed Jamie Devane to a two-year contract.
Jul. 15	Named Gord Dineen Head Coach of Toronto Marlies (AHL). Named Derek King Marlies Associate Coach.
Jul. 16	Re-signed Peter Holland to a two-year contract.
Jul. 21	Re-signed Cody Franson to a one-year contract.
Jul. 22	Named Kyle Dubas Assistant General Manager.
Jul. 22	Signed David Booth to a one-year contract.
Jul. 25	Re-signed James Reimer to a two-year contract.
Jul. 25	Signed Daniel Winnik to a one-year contract.
Jul. 30	Re-signed Jake Gardiner to a five-year contract.
Aug. 18	signed William Nylander to a three-year entry level contract.

INDIVIDUAL RECORDS

THE MOST

Most points, game:
 Most points, period:
 Most goals, game:
 Most goals, period:
 Most assists, game:
 Most assists, period:
 Most shots, game:
 Most powerplay goals, game:
 Most powerplay goals, period:
 Most PIM, game:
 Most PIM, period:

HOME

4(3), Kessel, 02/01 vs. OTT
 3, Kessel, 02/01 vs. OTT (3rd)
 3(2), Kessel, 02/01 vs. OTT
 2(4), Kessel, 02/01 vs. OTT (3rd)
 4, Raymond, 12/14 vs. CHI
 2(8), Bozak, 02/08 vs. VAN (3rd)
 7(5), Phaneuf, 02/01 vs. OTT
 1, several players
 1, several players
 14, McLaren, 11/16 vs. BUF
 14, McLaren, 11/16 vs. BUF (3rd)

ROAD

4, Kessel, 10/29 at EDM
 2, several players
 2(8), Gardiner, 03/11 at SJS
 2(2), Bozak, 01/14 at BOS (1st)
 3(2), van Riemsdyk, 02/27 at NYI
 2(5), van Riemsdyk, 02/27 at NYI (3rd)
 8(3), Kessel, 01/21 at COL
 1, several players
 1, several players
 20, Orr, 10/01 at MTL
 15(2), McLaren, 12/07 at OTT (2nd)

Most multiple point games (overall): Kessel-24, van Riemsdyk-14, Bozak-12, Kadri-11, Lupul-10, Raymond-8, Franson-5, Gardiner-5, Phaneuf-3, Bolland-2, Rielly-2, Holland-2, Smith-1, D'Amigo-1, Gunnarsson-1, Kulemin-1, Bodie-1
 Most multiple goal games (overall): Kessel-6, van Riemsdyk-4, Bolland-2, Lupul-2, Kadri-2, Bozak-2, Raymond-1, Holland-1, Gardiner-1
 Most multiple assist games (overall): Kessel-9, Bozak-6, van Riemsdyk-5, Kadri-5, Raymond-5, Franson-5, Lupul-4, Gardiner-3, Rielly-2, Phaneuf-2, Smith-1, Gunnarsson-1, Bodie-1

THE FASTEST

Fastest goal, start of game:
 Fastest goal against, start of game:
 Fastest goal, start of period:
 Fastest goal against, start of period:
 Fastest two goals:

HOME

0:22, 1st, Smith, 11/19 vs. NYI
 0:59, 1st, Gudas, 03/19 vs. TBL
 0:22, 1st, Smith, 11/19 vs. NYI
 0:43, 3rd, Hodgson, 01/15 vs. BUF
 3:20, 2nd&3rd, Lupul, 12/14 vs. CHI

ROAD

1:08, 1st, Kessel, 10/29 at EDM
 0:39, 1st, Conner, 12/16 at PIT
 0:04, 2nd, van Riemsdyk, 03/28 at PHI
 0:25, 3rd, J. Staal, 01/09 at CAR
 17:07, 3rd, Bolland, 10/02 at PHI

THE LONGEST (INDIVIDUAL)

Longest goal streak (home): 3, Kessel (10/22 to 11/08), van Riemsdyk (01/18 to 01/30), Raymond (02/08 to 03/08), Lupul (03/22 to 03/29)
 Longest goal streak (road): 3, van Riemsdyk (11/30 to 12/12)
 Longest goal streak (overall): 4, Lupul (10/05 to 10/12), Kessel (10/22 to 10/29), Kessel (01/15 to 01/21)
 Longest assist streak (home): 5, Kessel (01/18 to 02/08)
 Longest assist streak (road): 5, Kessel (02/06 to 03/10)
 Longest assist streak (overall): 5, Bozak (11/27 to 12/29)
 Longest point streak (home): 7, Kessel (01/12 to 02/08)
 Longest point streak (road): 5, Kessel (11/27 to 12/12), Bozak (10/25 to 01/01), Kessel (02/06 to 03/10), Bozak (02/06 to 03/10)
 Longest point streak (overall): 8, Bozak (11/27 to 01/07)
 Longest winning streak, goaltender (home): 7, Bernier (01/12 to 03/08)
 Longest winning streak, goaltender (road): 2, Bernier (10/02 to 10/10), Reimer (10/01 to 10/29), Bernier (01/14 to 01/20), Bernier (03/05 to 03/10)
 Longest winning streak, goaltender (overall): 4, Reimer (10/01 to 10/29), Bernier (01/12 to 01/20)
 Longest winless streak, goaltender (home): 3, Reimer (11/25 to 12/17), Reimer (03/03 to 03/22)
 Longest winless streak, goaltender (road): 7, Bernier (11/13 to 12/23)
 Longest winless streak, goaltender (overall): 5, Reimer (03/16 to 03/23)
 Longest losing streak, goaltender (home): 3, Reimer (11/25 to 12/17), Reimer (03/03 to 03/22)
 Longest losing streak, goaltender (road): 5, Reimer (03/16 to present)
 Longest losing streak, goaltender (overall): 5, Reimer (03/16 to 03/23)

THE MOST

Most goals, game**:
 Most goals, period:
 Most goals against, game**:
 Most goals against, period:

Most shots, game:
 Most shots, period*:
 Most shots, overtime:
 Most shots against, game:
 Most shots against, period*:
 Most shots against, overtime:
 *includes overtime

Fewest shots, game:
 Fewest shots, period*:
 Fewest shots, overtime:
 Fewest shots against, game:
 Fewest shots against, period*:
 Fewest shots against, overtime:

Most power play goals, game:
 Most power play goals, period*:
 Most power play goals against, game:
 Most power play goals against, period*:
 Most PIM, game, Leafs:
 Most PIM, game, opponent:

Largest margin of victory:
 Largest margin of defeat:

*Does not include overtime
 **Does not include shootout

HOME

7, 12/14 vs. CHI
 4(2), 02/01 vs. OTT (3rd)
 7, 01/04 vs. NYR
 3(8), 03/29 vs. DET (2nd)

42(2), 12/27 vs. BUF*
 22, 03/19 vs. TBL (3rd)
 5(4), 04/03 vs. BOS
 50(3), 01/04 vs. NYR
 23, 03/25 vs. STL (1st)
 6, 12/05 vs. DAL

14, 10/15 vs. MIN
 3, 10/15 vs. MIN (1st)
 0, 01/12 vs. NJD
 22(2), 11/25 vs. CBJ
 5(3), 12/27 vs. BUF (2nd)
 0(2), 03/08 vs. PHI

2(6), 01/30 vs. FLA
 2, 12/03 vs. SJS (2nd)
 2(4), 03/19 vs. TBL
 2(2), 12/08 vs. BOS (2nd)
 39, 11/16 vs. BUF
 27, 11/16 vs. BUF

4, 12/14 vs. CHI
 6(2), 01/04 vs. NYR

ROAD

5(2), 01/21 at COL
 3(4), 02/27 at NYI (3rd)
 7, 01/23 at DAL
 4(2), 01/23 at DAL (2nd)

38, 10/01 at MTL
 20, 03/16 at WSH (2nd)
 4, 12/07 at OTT
 50, 12/07 at OTT*
 22, 12/23 at NYR (2nd)
 4(3), 03/01 at MTL

20, 10/19 at CHI
 0, 11/27 at PIT (3rd)
 0(3), 02/27 at NYI
 23, 03/23 at NJD
 5(4), 03/01 at MTL (2nd)
 0, 11/13 at MIN

2(3), 01/20 at PHX
 2, 10/10 at NSH (3rd)
 3, 11/27 at PIT
 2(3), 03/16 at WSH (1st)
 52, 11/02 at VAN
 53, 10/01 at MTL

4(2), 10/29 at EDM
 6, 01/23 at DAL

STREAKS:

Longest winning streak:
 Longest home winning streak:
 Longest road winning streak:
 Longest winless streak:
 Longest home winless streak:
 Longest road winless streak:
 Longest losing streak:
 Longest home losing streak:
 Longest road losing streak:

6 games (01/12 to 01/21)
 7 games (01/12 to 02/08)
 3 games (10/01 to 10/10), (01/14 to 01/21)
 8 games (03/16 to 03/29)
 4 games (03/19 to 03/29)
 7 games (11/02 to 11/30), (03/16 to present)
 8 games (03/16 to 03/29)
 4 games (03/19 to 03/29)
 7 games (03/16 to present)

Fastest two goals:
 Fastest three goals:
 Fastest four goals:
 Fastest five goals:

0:29, 11/27 at PIT - van Riemsdyk (0:13, 2nd), Kessel (0:42, 2nd)
 4:42, 02/08 vs. VAN - Raymond (7:23, 3rd), Kessel (10:03, 3rd),
 van Riemsdyk (12:05, 3rd)
 8:19, 12/14 vs. CHI - Holland (12:09, 2nd), Kulemin (14:36, 2nd),
 Lupul (17:08, 2nd), Lupul (0:28, 3rd)
 16:26, 12/14 vs. CHI - Holland (12:09, 2nd), Kulemin (14:36, 2nd),
 Lupul (17:08, 2nd), Lupul (0:28, 3rd), Kessel (8:35, 3rd)

REGULAR SEASON STATISTICS

POS NO	PLAYER	GP	AVG TOI	G	A	PTS	+/-	PIM	PP	SH	GW	S	PCTG
C 81	PHIL KESSEL	82	20:39	37	43	80	5-	27	8	0	6	305	12.1
L 21	JAMES VAN RIEMSDYK	80	21:03	30	31	61	9-	50	9	2	3	279	10.8
C 43	NAZEM KADRI	78	17:23	20	30	50	11-	67	7	0	2	148	13.5
C 42	TYLER BOZAK	58	20:56	19	30	49	2	14	5	1	1	90	21.1
L 12	MASON RAYMOND	82	17:20	19	26	45	6-	22	6	1	4	178	10.7
R 19	JOFFREY LUPUL	69	18:27	22	22	44	15-	44	6	0	1	191	11.5
D 4	CODY FRANSON	79	20:41	5	28	33	20-	30	1	0	0	115	4.3
D 51	JAKE GARDINER	80	21:04	10	21	31	3-	19	2	1	1	136	7.4
D 3	DION PHANEUF	80	23:33	8	23	31	2	144	2	0	0	145	5.5
D 44	*MORGAN RIELLY	73	17:38	2	25	27	13-	12	1	0	0	96	2.1
L 41	NIKOLAI KULEMIN	70	16:12	9	11	20	4-	24	0	0	4	81	11.1
D 36	CARL GUNNARSSON	80	19:24	3	14	17	12	34	0	0	1	48	6.3
D 15	PAUL RANGER	53	17:25	6	8	14	1-	36	0	1	0	59	10.2
C 63	DAVE BOLLAND	23	14:27	8	4	12	1-	24	1	1	2	33	24.2
C 24	*PETER HOLLAND	43	11:20	6	5	11	0	18	1	0	0	43	14.0
R 71	DAVID CLARKSON	60	15:06	5	6	11	14-	93	1	0	1	102	4.9
C 11	JAY MCCLEMENT	81	14:45	4	6	10	8-	32	0	0	1	67	6.0
R 40	TROY BODIE	47	8:37	3	7	10	6	26	0	0	0	50	6.0
C 23	TREVOR SMITH	28	10:22	4	5	9	3-	4	0	0	2	24	16.7
D 8	TIM GLEASON	56	16:37	1	5	6	21-	65	0	0	0	43	2.3
R 29	*JERRY D'AMIGO	22	8:02	1	2	3	1-	0	0	0	0	12	8.3
R 37	*CARTER ASHTON	32	6:16	0	3	3	1	19	0	0	0	23	.0
L 32	*JOSH LEIVO	7	9:51	1	1	2	0	0	0	0	0	4	25.0
L 46	*DAVID BROLL	5	8:11	0	1	1	1	5	0	0	0	3	.0
G 45	JONATHAN BERNIER	55	56:03	0	1	1	0	4	0	0	0	0	.0
C 39	*GREG MCKEGG	1	3:43	0	0	0	0	0	0	0	0	1	.0
D 26	*PETTER GRANBERG	1	11:46	0	0	0	0	0	0	0	0	0	.0
L 56	*SPENCER ABBOTT	1	5:16	0	0	0	2-	0	0	0	0	2	.0
G 35	DREW MACINTYRE	2	47:17	0	0	0	0	0	0	0	0	0	.0
L 59	*JAMIE DEVANE	2	5:51	0	0	0	1-	0	0	0	0	1	.0
R 22	JERRED SMITHSON	18	8:45	0	0	0	5-	9	0	0	0	2	.0
L 38	FRAZER MCLAREN	27	4:00	0	0	0	2-	77	0	0	0	4	.0
G 34	JAMES REIMER	36	49:34	0	0	0	0	2	0	0	0	0	.0
R 28	COLTON ORR	54	5:22	0	0	0	3-	110	0	0	0	12	.0

SW#	GOALTENDER	GPI	MINS	AVG	W	L	OT	EN	SO	GA	SA	SV%	G	A	PIM
35	DREW MACINTYRE	2	95	2.53	0	1	0	0	0	4	51	.922	0	0	0
45	JONATHAN BERNIER	55	3084	2.68	26	19	7	8	1	138	1787	.923	0	1	4
34	JAMES REIMER	36	1785	3.29	12	16	1	4	1	98	1095	.911	0	0	2
	GOALTENDING TOTALS	82	5007	3.02	38	36	8	12	2	252	2945	.914			

*denotes rookie

LAST TIME THE MAPLE LEAFS

SHUTOUTS

Earned shutout, home:

Earned shutout, road:

Shut out, won in shootout:

Shut out, lost in shootout (home):

Shut out, lost in shootout (road):

Shut out, home:

Shut out, road:

Played in a 0-0 game, home:

Played in a 0-0 game, road:

Earned shutout, consecutive games:

Earned shutout, consecutive games on

consecutive days

Earned shutout, consecutive games (home):

Earned shutout, consecutive games (road):

(three games)

One goaltender, earned shutout,

consecutive games:

Earned shutout, consecutive games:

vs. same opponent

Shut out in consecutive games:

Shut out in consecutive games on

Apr. 15, 2013 vs. New Jersey, 2-0 by James Reimer

Oct. 29, 2013 at Edmonton, 4-0 by James Reimer

Never

Mar. 10, 2012 vs. Philadelphia, 0-1 (shootout loss) by Jonas Gustavsson

Oct. 17, 2008 at NY Rangers, 0-1 (shootout loss) by Vesa Toskala

Nov. 25, 2013 vs. Columbus, 0-6 by Sergei Bobrovsky

Apr. 12, 2014 at Ottawa, 0-1 by Craig Anderson

Dec. 21, 1987 vs. Minnesota (MIN: Kari Takko, TOR: Allan Bester)

Nov. 4, 2000 at St. Louis (TOR: Curtis Joseph, STL: Roman Turek)

Feb. 16, 2013 vs. Ottawa, 3-0 by Ben Scrivens &

Feb. 18, 2013 at Florida, 3-0 by Ben Scrivens

Apr. 2, 2004 at Buffalo, 2-0 by Ed Belfour &

Apr. 3, 2004 at Ottawa, 6-0 by Ed Belfour

Jan. 23, 2012 vs. NY Islanders, 3-0 by Jonas Gustavsson &

Feb. 1, 2012 vs. Pittsburgh, 1-0 by James Reimer

Mar. 25, 2004 at Boston, 3-0 by Ed Belfour &

Apr. 2, 2004 at Buffalo, 2-0 by Ed Belfour &

Apr. 3, 2004 at Ottawa, 6-0 by Ed Belfour

Feb. 16, 2013 vs. Ottawa, 3-0 by Ben Scrivens &

Feb. 18, 2013 at Florida, 3-0 by Ben Scrivens

Nov. 23, 2002 vs. Philadelphia, 6-0 by Ed Belfour &

Nov. 29, 2002 at Philadelphia, 3-0 by Ed Belfour

Mar. 10, 2012 vs. Philadelphia, 0-1 (shootout loss) by Ilya Bryzgalov &

Mar. 11, 2012 at Washington, 0-2 by Michal Neuvirth

Mar. 10, 2012 vs. Philadelphia, 0-1 (shootout loss) by Ilya Bryzgalov &

Mar. 11, 2012 at Washington, 0-2 by Michal Neuvirth

GOALS

Scored 10 or more goals, home:

Scored 10 or more goals, road:

Allowed 10 or more goals, home:

Allowed 10 or more goals, road:

Scored nine goals, home:

Scored nine goals, road:

Allowed nine goals, home:

Allowed nine goals, road:

Scored eight goals, home:

Scored eight goals, road:

Allowed eight goals, home:

Allowed eight goals, road:

Scored nine unanswered goals:

Scored eight unanswered goals:

Scored seven unanswered goals:

Allowed eight unanswered goals:

Allowed seven unanswered goals:

Jan. 8, 1986 vs. Edmonton (W 11-9)

Jan. 4, 2007 at Boston (W 10 2)

Mar. 18, 1989 vs. Winnipeg (L 10-2)

Dec. 26, 1991 at Pittsburgh (L 12-1)

Dec. 16, 2006 vs. NY Rangers (W 9-2)

Jan. 7, 2011 at Atlanta (W 9-3)

Jan. 14, 1991 vs. Buffalo (L 9 3)

see date for ten or more goals allowed on road

Mar. 14, 2009 vs. Calgary (W 8-6)

see date for nine goals scored on road

Dec. 23, 2008 vs. Dallas (L 2-8)

Mar. 19, 2012 at Boston (L 0-8)

Jan. 7, 2011 at Atlanta (W 9-3)

See nine unanswered goals

See nine unanswered goals

Mar. 12, 2012 at Boston (L 0-8)

See eight unanswered goals

SHOTS

Recorded 20 or more shots, period:

Recorded 50 or more shots, game, home:

Recorded 50 or more shots, game, road:

Allowed 20 or more shots, period:

Allowed 50 or more shots, game, home:

Allowed 50 or more shots, game, road:

Mar. 19, 2014 vs. Tampa Bay (22 in 3rd)

Nov. 23, 2009 vs. NY Islanders (61) *includes overtime

Jan. 8, 2010 at Buffalo (50)

Mar. 25, 2014 vs. St. Louis (23 in 1st)

Jan. 4, 2014 vs. NY Rangers (50)

Dec. 7, 2013 at Ottawa (50) *includes overtime

PENALTIES

Penalty free game, Maple Leafs:

Penalty free game, opponent:

Penalty free game, both teams:

Feb. 28, 2013 at NY Islanders

Feb. 28, 2013 at NY Islanders

Feb. 28, 2013 at NY Islanders

PENALTY SHOTS - SKATERS

Scored on a penalty shot, home:

Scored on a penalty shot, road:

Stopped on a penalty shot, home:

Stopped on a penalty shot, road:

Jan. 7, 2012 vs. Detroit (Phil Kessel against Jimmy Howard)

Mar. 5, 2014 at NY Rangers (Tyler Bozak against Henrik Lundqvist)

Oct. 22, 2013 vs. Anaheim (James van Riemsdyk stopped by Jonas Hiller)

Oct. 10, 2013 at Nashville (Carl Gunnarsson stopped by Pekka Rinne)

GOALTENDERS

Stopped a penalty shot, home:

Stopped a penalty shot, road:

Allowed a goal on penalty shot, home:

Allowed a goal on penalty shot, road:

Jan. 15, 2014 vs. Buffalo (Zemgus Girgensons by James Reimer)

Oct. 2, 2013 at Philadelphia (Wayne Simmonds by Jonathan Bernier)

Nov. 2, 2010 vs. Ottawa (Mike Fisher against J.S. Giguere)

Feb. 14, 2012 at Calgary (Paul Byron against Jonas Gustavsson)

HAT TRICKS

Scored a hat trick at home:

Scored a hat trick on road:

Allowed a hat trick at home:

Allowed a hat trick on road:

Oct. 22, 2013 vs. Anaheim (Phil Kessel)

Mar. 30, 2013 at Ottawa (Nazem Kadri)

Mar. 29, 2014 vs. Detroit (Darren Helm)

Apr. 24, 2013 at Tampa Bay (Martin St. Louis)

HAT TRICKS (continued)

Hat-trick scored by a defenceman:
Hat-trick allowed by a defenceman:

Scored a 4-goal game at home:
Scored a 4-goal game on road:
Allowed a 4-goal game at home:
Allowed a 4-goal game on road:

Scored a 5-goal game at home:
Scored a 5-goal game on road:
Allowed a 5-goal game at home:
Allowed a 5-goal game on road:

Scored a 6-goal game at home:
Scored a 6-goal game on road:
Allowed a 6-goal game at home:
Allowed a 6-goal game on road:

Scored a hat trick in one period at home:
Scored a hat trick in one period on road:
Allowed a hat trick in one period at home:
Allowed a hat trick in one period on road:
Allowed a natural hat trick in one period at home:
Allowed a natural hat trick in one period on the road:

Recorded a hat trick in consecutive games:
Recorded 10 points in one game:
Allowed a hat trick in consecutive games:
Two Leafs score a hat trick in one game:
Two opposition players score a hat trick in one game:

Oct. 28, 2006 at Montreal (Tomas Kaberle)
Mar. 7, 1994 vs. St. Louis (Steve Duchesne)

Apr. 11, 2006 vs. Florida (Mats Sundin)
Dec. 11, 1960 at Chicago (Frank Mahovlich)
Oct. 29, 2005 vs. Ottawa (Dany Heatley)
Jan. 19, 2011 at NY Rangers (Marian Gaborik)

Feb. 2, 1977 vs. Detroit (Ian Turnbull)
Never
Never
Jan. 6, 1981 at NY Islanders (John Tonelli)

*Feb. 11, 1976 vs. Boston (Darryl Sittler)
Never
Never
Jan. 10, 1920 at Montreal (Newsy Lalonde)

Nov. 9, 1996 vs. Edmonton (Wendel Clark, natural HT in the 2nd)
Nov. 2, 2011 at New Jersey (Jeffrey Lupul)
Apr. 7, 2007 vs. Montreal (Michael Ryder in the 2nd)
Oct. 26, 2006 at Ottawa (Dany Heatley in the 2nd)
Apr. 7, 2007 vs. Montreal (Michael Ryder in the 2nd)
Oct. 12, 2006 at New Jersey (Brian Gionta in the 3rd)

Feb. 28, and Mar. 4, 1994 (W. Clark at Ottawa and Detroit)
*Feb. 11, 1976 vs. Boston (Darryl Sittler)
Oct. 8 & 12, 1996 (Edmonton: Ryan Smyth, Tampa Bay: Chris Gratton)
Dec. 18, 1965 vs. NY Rangers (Dave Keon & Bob Pulford)
Feb. 22, 1990 at Calgary (Dana Murzyn & Joe Mullen)

MISCELLANEOUS

Scored into an empty net:
Scored twice into an empty net:
Allowed an empty net goal:
Allowed two empty net goals:

Leafs player scored 3-on-5 shorthanded:
Opposition scored 3-on-5 shorthanded:

Scored two shorthanded goals in a game:
Scored two shorthanded goals in a game (one player):
Allowed three shorthanded goals in a game

Allowed two shorthanded goals in a game:
Allowed two shorthanded goals in a game (one player):

Scored with a sixth attacker at home:
Scored with a sixth attacker on road:
Opposition scored with a sixth attacker at home:
Opposition scored with a sixth attacker on road:

Scored with an extra attacker at home:
Scored with an extra attacker on road:
Opposition scored with an extra attacker at home:
Opposition scored with an extra attacker on road:

Leafs goaltender credited with a goal:
Opposition goaltender credited with a goal:

Scored three powerplay goals in a game:
Scored four powerplay goals in a game:
Scored five powerplay goals in a game:
Scored six powerplay goals in a game:
Scored seven powerplay goals in a game:

Scored three powerplay goals in a period:
Scored four powerplay goals in a period:

Scored five powerplay goals in a period:

Allowed three powerplay goals in a game:
Allowed four powerplay goals in a game:
Allowed five powerplay goals in a game:
Allowed six powerplay goals in a game:

Allowed three powerplay goals in a period:

Feb. 6, 2014 at Tampa Bay (Tyler Bozak)
Mar. 28, 2013 vs. Carolina (Nick Clemeun, Nikolai Kulemin)
Apr. 8, 2014 at Tampa Bay (Victor Hedman)
Nov. 12, 2011 vs. Ottawa (Nick Foligno, Milan Michalek)

Apr. 6, 2011 at New Jersey (Tyler Bozak)
Apr. 7, 2012 at Montreal (Tomas Plekanec)

Oct. 30, 2013 at Calgary (James van Riemsdyk, Paul Ranger)
Mar. 6, 2000 at Vancouver (Darcy Tucker)

Apr. 3, 2008 vs. Ottawa (Cody Bass, Dean McAmmond, Antoine Vermette)

Mar. 5, 2014 at NY Rangers (Ryan McDonagh, Dominic Moore)
Mar. 27, 2014 at NY Islanders (Michael Grabner)

Feb. 8, 2014 vs. Vancouver (Phil Kessel)
Mar. 23, 2014 at New Jersey (Phil Kessel)
Dec. 27, 2013 vs. Buffalo (Steve Ott)
Feb. 24, 2011 at Montreal (Max Pacioretty)

Feb. 8, 2014 vs. Vancouver (Phil Kessel)
Mar. 23, 2014 at New Jersey (Phil Kessel)
Dec. 27, 2013 vs. Buffalo (Steve Ott)
Mar. 13, 2012 at Tampa Bay (Martin St. Louis)

Never
Feb. 14, 2004 at Toronto by Mika Noronen, Buffalo Sabres (L 6-4)

Nov. 19, 2011 vs. Washington (Bozak, Lupul, Franson)
Same date as five powerplay goals scored in a game
Jan. 7, 2011 at Atlanta (MacArthur-2, Grabovski, Kulemin, Kessel)
Same date as seven powerplay goals scored in a game
**Oct. 14, 2005 at Atlanta (O'Neill-2, Allison, Wellwood, Lindros, Steen, Ponikarovsky)
Jan. 7, 2011 at Atlanta (MacArthur-2, Kulemin - 2nd Per.)
Nov. 16, 2010 vs. Nashville (Versteeg-2, Grabovski, Kulemin - 2nd Per.)

**Oct. 14, 2005 at Atlanta (Wellwood, Lindros, Steen, O'Neill, Ponikarovsky - 3rd per.)

Nov. 27, 2013 at Pittsburgh (Malkin, Letang, Neal)
Dec. 9, 2011 at Washington (Wideman-2, Backstrom, Laich)
Dec. 29, 2007 vs. NY Rangers (Prucha-2, Jagr, Shanahan, Straka)
Dec. 17, 2005 at Ottawa (Heatley, Redden, Spezza, Alfredsson, Vermette, Kelly)
Oct. 11, 2008 vs. Montreal (S. Kostitsyn, Tanguay, S. Kostitsyn - 2nd Per.)

* Individual Record

** Team Record

MISCELLANEOUS STATISTICS

BY MONTH	HOME	AWAY	OVERALL	PCTG	2012-13
October	5-2-0	5-2-0	10-4-0	.714	-
November	4-2-0	0-4-3	4-6-3	.423	-
December	5-4-1	1-2-1	6-6-2	.500	-
January	5-2-0	4-3-1	9-5-1	.633	4-3-0
February	2-0-0	1-1-1	3-1-1	.700	9-6-0
March	1-5-0	3-5-1	4-10-1	.300	7-3-4
April	2-1-0	0-3-0	2-4-0	.333	6-5-1
Totals	24-16-1	14-20-7	38-36-8	.512	26-17-5

BY SEGMENT	HOME	AWAY	OVERALL	PCTG	2012-13
1 - 10	4-2-0	3-1-0	7-3-0	.700	5-5-0
11 - 20	3-0-0	2-4-1	5-4-1	.550	7-3-0
21 - 30	3-3-0	1-1-2	4-4-2	.500	4-4-2
31 - 40	3-3-1	0-2-1	3-5-2	.400	6-1-3
41 - 50	4-2-0	2-2-0	6-4-0	.600	4-4-0
51 - 60	4-0-0	3-2-1	7-2-1	.750	-
61 - 70	1-1-0	3-3-2	4-4-2	.500	-
71 - 80	2-5-0	0-3-0	2-8-0	.200	-
81 - 82	0-0-0	0-2-0	0-2-0	.000	-

BY DIVISION	HOME	AWAY	OVERALL	PCTG	2012-13
Atlantic	9-5-1	5-8-2	14-13-3	.517	-
Metropolitan	7-5-0	2-7-3	9-12-3	.438	-
Central	3-4-0	2-3-2	5-7-2	.429	-
Pacific	5-2-0	5-2-0	10-4-0	.714	-

**Divisions Reformatted for 2013-14. Atlantic & Metropolitan in Eastern Conference. Central & Pacific in Western Conference

BY CONFERENCE	HOME	AWAY	OVERALL	PCTG	2012-13
Vs. Eastern	16-10-1	7-15-5	23-25-6	.481	26-17-5
Vs. Western	8-6-0	7-5-2	15-11-2	.571	-

LEAFS RECORD WHEN...	OVERALL	PCTG	2012-13	PCTG
Scoring first goal	27-9-4	.725	19-9-4	.656
Allowing first goal	11-27-4	.310	7-8-1	.469
Outshooting opponent	8-7-0	.533	5-7-0	.417
Outshot by opponent	30-27-8	.523	21-10-5	.653
Shots even	0-2-0	.000	0-0-0	.000
Leading after first period	14-3-2	.789	16-4-2	.773
Tied after first period	16-11-2	.586	7-7-2	.500
Trailing after first period	8-22-4	.294	3-6-1	.350
Leading after second period	26-1-2	.931	20-2-1	.891
Tied after second period	10-7-3	.650	4-3-1	.563
Trailing after second period	2-28-3	.106	2-12-3	.147
Overtime/Shootout	14-8	.636	2-5	.286
In one-goal games	19-8-8	.657	11-3-5	.711
In two-goal games	8-17	.320	5-6	.455
In three or more goal games	11-11	.500	10-8	.556

SHOTS BY PERIOD	1ST	2ND	3RD	OT	T	AVG
Leafs	735	752	752	51	2290	27.93
Opponents	946	995	951	53	2945	35.91

GOALS BY PERIOD	1ST	2ND	3RD	OT	T	AVG
Leafs	56	82	79	5	222	2.7
Opponents	76	79	93	4	252	3.1

*2012-13 Regular Season reduced to 48 games due to work stoppage

NHL TEAM STANDINGS / LEAGUE LEADERS

EASTERN CONFERENCE

ATLANTIC DIVISION		GP	W	L	OT	GF	GA	PTS
BOSTON (1)		82	54	19	9	261	177	117
TAMPA BAY (3)		82	46	27	9	240	215	101
MONTREAL (4)		82	46	28	8	215	204	100
DETROIT (8)		82	39	28	15	222	230	93
OTTAWA (11)		82	37	31	14	236	265	88
TORONTO (12)		82	38	36	8	231	256	84
FLORIDA (15)		82	29	45	8	196	268	66
BUFFALO (16)		82	21	51	10	157	248	52
METROPOLITAN DIVISION		GP	W	L	OT	GF	GA	PTS
PITTSBURGH (2)		82	51	24	7	249	207	109
NY RANGERS (5)		82	45	31	6	218	193	96
PHILADELPHIA (6)		82	42	30	10	236	235	94
COLUMBUS (7)		82	43	32	7	231	216	93
WASHINGTON (9)		82	38	30	14	235	240	90
NEW JERSEY (10)		82	35	29	18	197	208	88
CAROLINA (13)		82	36	35	11	207	230	83
NY ISLANDERS (14)		82	34	37	11	225	267	79

WESTERN CONFERENCE

CENTRAL DIVISION		GP	W	L	OT	GF	GA	PTS
COLORADO (2)		82	52	22	8	250	220	112
ST. LOUIS (3)		82	52	23	7	248	191	111
CHICAGO (5)		82	46	21	15	267	220	107
MINNESOTA (7)		82	43	27	12	207	206	98
DALLAS (8)		82	40	31	11	235	228	91
NASHVILLE (10)		82	38	32	12	216	242	88
WINNIPEG (11)		82	37	35	10	227	237	84
PACIFIC DIVISION		GP	W	L	OT	GF	GA	PTS
ANAHEIM (1)		82	54	20	8	266	209	116
SAN JOSE (4)		82	51	22	9	249	200	111
LOS ANGELES (6)		82	46	28	8	206	174	100
PHOENIX (9)		82	37	30	15	216	231	89
VANCOUVER (12)		82	36	35	11	196	223	83
CALGARY (13)		82	35	40	7	209	241	77
EDMONTON (14)		82	29	44	9	203	270	67

INDIVIDUAL SCORING LEADERS FOR ART ROSS TROPHY

PLAYER	TEAM	GP	G	A	PTS	+/-	PIM	PP	SH	GW	SHOTS	SPCTG
SIDNEY CROSBY	PITTSBURGH	80	36	68	104	18	46	11	0	5	259	13.9
RYAN GETZLAF	ANAHEIM	77	31	56	87	28	31	5	0	7	204	15.2
CLAUDE GIROUX	PHILADELPHIA	82	28	58	86	7	46	7	0	7	223	12.6
TYLER SEGUIN	DALLAS	80	37	47	84	16	18	11	0	8	294	12.6
COREY PERRY	ANAHEIM	81	43	39	82	32	65	8	0	9	280	15.4
PHIL KESSEL	TORONTO	82	37	43	80	5-	27	8	0	6	305	12.1
TAYLOR HALL	EDMONTON	75	27	53	80	15-	44	7	0	1	250	10.8
ALEX OVECHKIN	WASHINGTON	78	51	28	79	35-	48	24	0	10	386	13.2
JOE PAVELSKI	SAN JOSE	82	41	38	79	23	32	16	1	3	225	18.2
JAMIE BENN	DALLAS	81	34	45	79	21	64	5	1	3	279	12.2
NICKLAS BACKSTROM	WASHINGTON	82	18	61	79	20-	54	6	1	1	196	9.2
PATRICK SHARP	CHICAGO	82	34	44	78	13	40	10	0	3	313	10.9

GOALTENDING LEADERS

RNK	GOALTENDER	TEAM	GP	MINS	AVG	W	L	OT	EN	SO	GA	SA	SV %	G	A	PIM
1	JOSH HARDING	MINNESOTA	29	1668	1.65	18	7	3	3	3	46	690	.933	0	0	0
2	BRIAN ELLIOTT	ST. LOUIS	31	1624	1.96	18	6	2	2	4	53	681	.922	0	2	0
3	CORY SCHNEIDER	NEW JERSEY	45	2680	1.97	16	15	12	8	3	88	1107	.921	0	0	4
4	TUUKKA RASK	BOSTON	58	3386	2.04	36	15	6	1	7	115	1641	.930	0	2	2
5	JONATHAN QUICK	LOS ANGELES	49	2904	2.07	27	17	4	1	6	100	1183	.915	0	2	2
6	CHAD JOHNSON	BOSTON	27	1511	2.10	17	4	3	0	2	53	708	.925	0	0	0
7	BEN BISHOP	TAMPA BAY	63	3586	2.23	37	14	7	6	5	133	1758	.924	0	2	4
8	JAROSLAV HALAK	STL / WSH	40	2238	2.23	24	9	4	3	4	83	1002	.917	0	1	0
9	COREY CRAWFORD	CHICAGO	59	3395	2.26	32	16	10	3	2	128	1533	.917	0	1	0
10	*FREDERIK ANDERSEN	ANAHEIM	28	1569	2.29	20	5	0	0	0	60	783	.923	0	1	0

*Overall ranking is based on goals against average, (minimum of 1320 minutes played)

PAGES 166 - 199

OPPONENTS



LEAFS vs. ANAHEIM DUCKS

Summary for MAPLE LEAFS: Won: 2 Lost: 0 OT: 0

at TORONTO MAPLE LEAFS

Date	Team	Opponent	Attend	Goaltenders	W Goal
22 Oct '13	Maple Leafs 4	Ducks 2	19,408	Bernier vs Hiller	Phil Kessel

at ANAHEIM DUCKS

Date	Team	Opponent	Attend	Goaltenders	W Goal
10 Mar '14	Maple Leafs 3	Ducks 1	17,229	Bernier vs Andersen	Phil Kessel

Goals by Period:	1st	2nd	3rd	OT	Total	Shots by Period:	1st	2nd	3rd	OT	Total
MAPLE LEAFS	2	4	1	0	7	MAPLE LEAFS	13	17	16	0	46
DUCKS	1	2	0	0	3	DUCKS	15	25	29	0	69

INDIVIDUAL SCORING

MAPLE LEAFS	GP	G	A	P	+/-	PIM	PP	SH	GW	GT	EN	S	5%
Phil Kessel	2	4	2	6	3	0	1	0	2	0	0	10	40.0
Tyler Bozak	2	1	2	3	4	0	1	0	0	0	0	2	50.0
James van Riemsdyk	2	0	3	3	4	2	0	0	0	0	0	3	0.0
Dion Phaneuf	2	1	1	2	2	4	0	0	0	0	0	1100.0	
Paul Ranger	2	1	1	2	3	2	0	0	0	0	0	4	25.0
Cody Franson	2	0	1	1	-1	0	0	0	0	0	0	3	0.0
Dave Bolland	1	0	1	1	1	0	0	0	0	0	0	0	0.0
Josh Leivo	1	0	1	1	1	0	0	0	0	0	0	0	0.0
Troy Bodie	2	0	0	0	-1	0	0	0	0	0	0	1	0.0
Jake Gardiner	2	0	0	0	0	0	0	0	0	0	0	3	0.0
Carl Gunnarsson	2	0	0	0	0	2	0	0	0	0	0	1	0.0
Nazem Kadri	2	0	0	0	-2	2	0	0	0	0	0	1	0.0
Joffrey Lupul	2	0	0	0	-2	0	0	0	0	0	0	1	0.0
Jay McClement	2	0	0	0	0	2	0	0	0	0	0	1	0.0
Mason Raymond	2	0	0	0	0	0	0	0	0	0	0	5	0.0
Morgan Rielly	2	0	0	0	0	0	0	0	0	0	0	5	0.0
David Clarkson	1	0	0	0	0	12	0	0	0	0	0	0	0.0
Tim Gleason	1	0	0	0	0	9	0	0	0	0	0	0	0.0
Peter Holland	1	0	0	0	0	0	0	0	0	0	0	1	0.0
Nikolai Kulemin	1	0	0	0	0	0	0	0	0	0	0	0	0.0
Colton Orr	1	0	0	0	-1	0	0	0	0	0	0	4	0.0
Trevor Smith	1	0	0	0	-1	0	0	0	0	0	0	0	0.0

Power Play: 2-5 40.0% / Penalty Killing: 8-8 100.0%

DUCKS	GP	G	A	P	+/-	PIM	PP	SH	GW	GT	EN	S	5%	
Patrick Maroon	2	0	2	2	2	7	0	0	0	0	0	0	6	0.0
Nick Bonino	2	1	0	1	1	0	0	0	0	0	0	0	4	25.0
Corey Perry	2	1	0	1	-2	4	0	0	0	0	0	0	9	11.1
Mathieu Perreault	1	1	0	1	0	0	0	0	0	0	0	0	2	50.0
Ryan Getzlaf	2	0	1	1	-1	0	0	0	0	0	0	0	6	0.0
Jakob Silfverberg	2	0	1	1	2	0	0	0	0	0	0	0	4	0.0
Emerson Etem	1	0	1	1	0	0	0	0	0	0	0	0	0	0.0
Sami Vatanen	1	0	1	1	1	0	0	0	0	0	0	0	3	0.0
Bryan Allen	2	0	0	1	1	7	0	0	0	0	0	0	3	0.0
Francois Beauchemin	2	0	0	-2	0	0	0	0	0	0	0	0	5	0.0
Andrew Cogliano	2	0	0	-1	0	0	0	0	0	0	0	0	2	0.0
Cam Fowler	2	0	0	-2	0	0	0	0	0	0	0	0	3	0.0
Saku Koivu	2	0	0	-1	2	0	0	0	0	0	0	0	3	0.0
Hampus Lindholm	2	0	0	0	0	0	0	0	0	0	0	0	5	0.0
Ben Lovejoy	2	0	0	-1	11	0	0	0	0	0	0	0	1	0.0
Kyle Palmieri	2	0	0	-1	0	0	0	0	0	0	0	0	5	0.0
Teemu Selanne	2	0	0	-2	0	0	0	0	0	0	0	0	3	0.0
Daniel Winnik	2	0	0	-2	0	0	0	0	0	0	0	0	2	0.0
Matt Beleskey	1	0	0	0	0	0	0	0	0	0	0	0	1	0.0
Mark Fistric	1	0	0	0	0	0	0	0	0	0	0	0	1	0.0
Rickard Rakell	1	0	0	-1	0	0	0	0	0	0	0	0	1	0.0

Power Play: 0-8 0.0% / Penalty Killing: 3-5 60.0%

GOALTENDING

MAPLE LEAFS	GP	Min	W-L-OT	SO	GA	SA	SV	GAA	SV%
Jonathan Bernier	2	120	2-0-0	0	3	69	66	1.50	.957

GOALTENDING

DUCKS	GP	Min	W-L-OT	SO	GA	SA	SV	GAA	SV%
Frederik Andersen	1	58	0-1-0	0	3	23	20	3.12	.870
Jonas Hiller	1	57	0-1-0	0	4	23	19	4.19	.826

LEAFS VS. ANAHEIM HISTORY

Leafs All-Time Record:

20-8-5-1

Last Leafs win in Toronto:

Oct. 22, 2013 (4-2)

Last two consecutive Leafs wins:

Oct. 22, 2013 (4-2) & Mar. 10, 2014 (3-1)

Leafs All-Time Home Record:

12-2-4-1

Last Leafs win in Anaheim:

Mar. 10, 2014 (3-1)

Last two consecutive Leafs wins in Toronto:

Jan. 20, 2011 (5-2) & Oct. 22, 2013 (4-2)

Leafs All-Time Road Record:

8-6-1-0

Leafs record in shootout:

0-1

Last two consecutive Leafs wins in Anaheim:

Nov. 27, 2011 (5-2) & Mar. 10, 2014 (3-1)

MOST RECENT NOTABLES VS. ANAHEIM

Last Leaf shutdown in Toronto:

Never

Last Leaf hat trick:

Oct. 22, 2013 vs. ANA (Phil Kessel)

Last Leaf shutdown in Anaheim:

Never

Last opponent hat trick vs. Leafs:

Never

Last opponent shutdown in Toronto:

Nov. 9, 1999 (0-2) (Cuy Hebert)

Last Leaf overtime goal:

Dec. 17, 1995 @ ANA (3-2) ANDREYCHUK (Shtalenkov)

Last opponent shutdown in Anaheim:

Jan. 9, 2008 (0-5) (J.S. Giguere)

Last opponent overtime goal:

Never



LEAFS vs. BOSTON BRUINS

Summary for MAPLE LEAFS: Won: 2 Lost: 2 OT: 0

at TORONTO MAPLE LEAFS

Date	Team	Opponent	Attend	Goaltenders	W Goal
03 Apr '14 *	Maple Leafs 4	Bruins 3	19,609	Reimer, Bernier vs Johnson	Nazem Kadri
08 Dec '13	Maple Leafs 2	Bruins 5	19,165	Bernier vs Johnson	Kevan Miller

at BOSTON BRUINS

Date	Team	Opponent	Attend	Goaltenders	W Goal
14 Jan '13	Maple Leafs 4	Bruins 3	17,565	Bernier vs Rask	James van Riemsdyk
09 Nov '10	Maple Leafs 1	Bruins 3	17,565	Reimer vs Rask	Patrice Bergeron

* - Overtime ** - Shootout

Goals by Period:	1st	2nd	3rd	OT	Total	Shots by Period:	1st	2nd	3rd	OT	Total
MAPLE LEAFS	5	3	2	1	11	MAPLE LEAFS	34	51	33	5	123
BRUINS	4	3	7	0	14	BRUINS	50	47	54	1	152

INDIVIDUAL SCORING

MAPLE LEAFS	GP	G	A	P	+/-	PIM	PP	SH	GW	GT	EN	S	%	BRUINS	GP	G	A	P	+/-	PIM	PP	SH	GW	GT	EN	S	%			
Phil Kessel	4	0	5	0	0	0	0	0	0	0	0	0	0.13	0.0	Patrice Bergeron	4	5	3	8	5	2	1	0	1	0	220	25.0			
Tyler Bozak	2	3	1	4	2	0	1	0	0	0	0	0	6	50.0	Brad Marchand	4	2	3	5	0	0	0	0	0	0	0	11	18.2		
James van Riemsdyk	4	2	1	3	-1	6	0	0	1	0	0	0	0.18	11.1	Milan Lucic	4	1	2	3	0	7	0	0	0	0	0	0	7	14.3	
Jake Gardiner	4	1	2	3	0	0	1	0	0	0	0	0	0.10	10.0	Carl Soderberg	3	1	2	3	0	4	1	0	0	0	0	0	5	20.0	
Paul Ranger	3	1	1	2	1	2	0	0	0	0	0	0	0.33	33.3	David Krejci	4	0	3	3	1	2	0	0	0	0	0	0	0	4	0.0
Peter Holland	2	1	1	2	1	0	0	0	0	0	0	0	0.50	50.0	Reilly Smith	4	0	3	2	0	0	0	0	0	0	0	0	7	0.0	
Joffrey Lupul	2	1	1	2	0	0	0	0	0	0	0	0	0.9	11.1	Gregory Campbell	4	1	1	2	-1	0	0	0	0	0	0	0	0	3	33.3
Cody Franson	4	0	2	2	-1	0	0	0	0	0	0	0	0.4	0.0	Zdeno Chara	4	1	1	2	-1	4	1	0	0	0	0	0	0	13	7.7
Nazem Kadri	4	1	0	1	-2	2	1	0	1	0	0	0	0.5	20.0	Jarome Iginla	4	1	1	2	-1	5	0	0	0	0	0	0	0	13	7.7
Jay McClement	4	1	0	1	-1	2	0	0	0	0	0	0	0.8	12.5	Torey Krug	4	1	1	2	0	2	1	0	0	0	0	0	0	12	8.3
David Clarkson	4	0	1	1	-3	12	0	0	0	0	0	0	0.8	0.0	Kevan Miller	3	1	1	2	3	4	0	1	0	1	0	5	20.0		
Carl Gunnarsson	4	0	1	1	-3	4	0	0	0	0	0	0	0.3	0.0	Daniel Paille	4	0	1	1	-2	0	0	0	0	0	0	0	0	4	0.0
Nikolai Kulemin	4	0	1	1	0	2	0	0	0	0	0	0	0.5	0.0	Matt Bartkowski	3	0	1	1	1	2	0	0	0	0	0	0	0	4	0.0
Dion Phaneuf	4	0	1	1	-4	0	0	0	0	0	0	0	0.9	0.0	Loui Eriksson	3	0	1	1	-1	0	0	0	0	0	0	0	0	5	0.0
Jerry D'Amigo	2	0	1	1	0	0	0	0	0	0	0	0	0.1	0.0	Johnny Boychuk	3	0	0	0	-2	2	0	0	0	0	0	0	0	5	0.0
Morgan Rielly	2	0	1	1	0	0	0	0	0	0	0	0	0.1	0.0	Dougie Hamilton	3	0	0	-1	2	2	0	0	0	0	0	0	0	6	0.0
Mason Raymond	4	0	0	-3	0	0	0	0	0	0	0	0	0.8	0.0	Shawn Thornton	3	0	0	0	1	5	0	0	0	0	0	0	0	4	0.0
Carter Ashton	3	0	0	0	0	2	0	0	0	0	0	0	0.3	0.0	Jordan Caron	2	0	0	-3	0	0	0	0	0	0	0	0	0	8	0.0
Frazer McLaren	3	0	0	0	0	10	0	0	0	0	0	0	0.0	0.0	Chris Kelly	2	0	0	-2	0	0	0	0	0	0	0	0	0	5	0.0
Troy Bodie	2	0	0	0	0	0	0	0	0	0	0	0	0.2	0.0	Adam McQuaid	2	0	0	0	0	7	0	0	0	0	0	0	2	0.0	
Tim Gleason	2	0	0	0	2	2	0	0	0	0	0	0	0.1	0.0	Dennis Seidenberg	2	0	0	-2	2	2	0	0	0	0	0	0	0	8	0.0
Dave Bolland	1	0	0	-2	0	0	0	0	0	0	0	0	0.2	0.0	Ryan Spooner	2	0	0	0	1	2	0	0	0	0	0	0	1	0.0	
Mark Fraser	1	0	0	0	1	0	0	0	0	0	0	0	0.2	0.0	Matt Fraser	1	0	0	0	1	0	0	0	0	0	0	0	0	0.0	
John-Michael Liles	1	0	0	-1	0	0	0	0	0	0	0	0	0.0	0.0	Power Play: 4-11 36.4% / Penalty Killing: 12-15 80.0%															
Trevor Smith	1	0	0	-1	0	0	0	0	0	0	0	0	0.0	0.0																
Jerred Smithson	1	0	0	0	0	0	0	0	0	0	0	0	0.0	0.0																

Power Play: 3-15 20.0% / Penalty Killing: 7-11 63.6%

GOALTENDING

MAPLE LEAFS	GP	Min	W-L-OT	SO	GA	SA	SV	GAA	SV%
James Reimer	2	74	1-1-0	0	3	44	41	2.43	.932
Jonathan Bernier	3	166	1-1-0	0	9	106	97	3.26	.915

GOALTENDING

BRUINS	GP	Min	W-L-OT	SO	GA	SA	SV	GAA	SV%
Tuukka Rask	2	119	1-1-0	0	5	60	55	2.53	.917
Chad Johnson	2	123	1-0-1	0	6	63	57	2.93	.905

LEAFS VS. BOSTON HISTORY

Leafs All-Time Record:
266-281-98-8

Last Leafs win in Toronto:
Apr. 3, 2014 (4-3 OT)

Last two consecutive Leafs wins:
Jan. 14, 2014 (4-3) & Apr. 3, 2014 (4-3 OT)

Leafs All-Time Home Record:
167-107-51-2

Last Leafs win in Boston:
Jan. 14, 2014 (4-3)

Last two consecutive Leafs wins in Toronto:
Dec. 19, 2009 (2-0) & Mar. 9, 2010 (4-3 OT)

Leafs All-Time Road Record:
99-174-47-6

Leafs record in shootout:
5-4

Last two consecutive Leafs wins in Boston:
Feb. 15, 2011 (4-3) & Mar. 31, 2011 (4-3 SO)

MOST RECENT NOTABLES VS. BOSTON

Last Leaf shutdown in Toronto:
Dec. 19, 2009 (2-0) (Jonas Gustavsson)

Last Leaf hat trick:
Jan. 4, 2007 @ BOS (Alex Steen)

Last Leaf shutdown in Boston:
Mar. 25, 2004 (3-0) (Ed Belfour)

Last opponent hat trick vs. Leafs:
Nov. 5, 2011 vs. BOS (Tyler Seguin)

Last opponent shutdown in Toronto:
Feb. 2, 2013 (0-1) (Tuukka Rask)

Last Leaf overtime goal:
Apr. 3, 2014 vs. BOS (4-3) KADRI (Johnson)

Last opponent overtime goal in Boston:
Mar. 13, 2012 (0-8) (Tim Thomas)

Last opponent overtime goal:
Apr. 3, 2010 vs. BOS (1-2) Satan (GUSTAVSSON)



LEAFS vs. BUFFALO SABRES

Summary for MAPLE LEAFS: Won: 3 Lost: 1 OT: 1

at TORONTO MAPLE LEAFS

Date	Team	Opponent	Attend	Goaltenders	W Goal
15 Jan '14 **	Maple Leafs 4	Sabres 3	19,372	Reimer vs Miller	Joffrey Lupul
27 Dec '13 **	Maple Leafs 4	Sabres 3	19,405	Bernier vs Miller	Joffrey Lupul
16 Nov '13	Maple Leafs 4	Sabres 2	19,447	Reimer vs Enroth	Nikolai Kulemin

at BUFFALO SABRES

Date	Team	Opponent	Attend	Goaltenders	W Goal
29 Nov '13 *	Maple Leafs 2	Sabres 3	19,070	Reimer vs Miller	Christian Ehrhoff
15 Nov '13	Maple Leafs 1	Sabres 3	19,070	Bernier vs Miller	Marcus Foligno

* - Overtime ** - Shootout

Goals by Period:	1st	2nd	3rd	OT	Total	Shots by Period:	1st	2nd	3rd	OT	Total
MAPLE LEAFS	4	8	1	0	13	MAPLE LEAFS	46	52	53	9	160
SABRES	2	6	5	1	14	SABRES	46	47	58	5	156

INDIVIDUAL SCORING

MAPLE LEAFS	GP	A	P	+/-	PIM	PP	SH	GW	GT	EN	S	%	
Mason Raymond	5	1	4	5	3	0	1	0	0	0	0	16	6.2
Phil Kessel	5	3	1	4	0	2	1	0	0	0	0	18	16.7
Cody Franson	5	0	4	4	1	4	0	0	0	0	0	6	0.0
Nikolai Kulemin	5	3	0	3	0	0	0	0	1	0	0	6	50.0
James van Riemsdyk	5	2	1	3	0	2	1	0	0	0	0	21	9.5
Jake Gardiner	5	1	2	3	4	0	0	0	0	0	0	11	9.1
Trevor Smith	3	1	2	3	1	0	0	0	0	0	0	3	33.3
Peter Holland	3	1	1	2	-1	2	0	0	0	0	0	6	16.7
David Clarkson	5	0	2	2	1	5	0	0	0	0	0	8	0.0
Dion Phaneuf	5	0	2	2	-1	18	0	0	0	0	0	0	20.0
Morgan Rielly	2	1	0	1	1	0	0	0	0	0	0	5	20.0
Paul Ranger	4	0	1	-2	6	0	0	0	0	0	0	5	0.0
Nazem Kadri	3	0	1	2	0	0	0	0	0	0	0	3	0.0
Tyler Bozak	2	0	1	1	2	0	0	0	0	0	0	0	0.0
Carl Gunnarsson	5	0	0	0	1	2	0	0	0	0	0	3	0.0
Jay McClement	5	0	0	-1	2	0	0	0	0	0	0	5	0.0
Colton Orr	5	0	0	0	12	0	0	0	0	0	0	1	0.0
Joffrey Lupul	4	0	0	0	0	0	0	0	0	0	0	0	20.0
Jerred Smithson	4	0	0	-2	0	0	0	0	0	0	0	0	0.0
Carter Ashton	3	0	0	0	0	0	0	0	0	0	0	3	0.0
Mark Fraser	3	0	0	-2	2	0	0	0	0	0	0	0	0.0
Frazer McLaren	2	0	0	0	14	0	0	0	0	0	0	0	0.0
Jerry D'Amigo	1	0	0	0	0	0	0	0	0	0	0	0	0.0
Tim Gleason	1	0	0	-1	0	0	0	0	0	0	0	0	0.0

Power Play: 3-11 27.3% / Penalty Killing: 8-13 61.5%

SABRES	GP	A	P	+/-	PIM	PP	SH	GW	GT	EN	S	%		
Matt Moulson	5	3	2	5	0	2	1	0	0	0	0	8	37.5	
Tyler Myers	5	0	5	-1	0	0	0	0	0	0	0	17	0.0	
Christian Ehrhoff	5	2	2	4	0	4	0	0	1	0	1	11	18.2	
Steve Ott	5	2	1	3	-2	9	2	0	0	0	0	0	11	18.2
Zemgus Girgensons	5	0	3	3	0	0	0	0	0	0	0	0	14	0.0
Mark Pysyk	5	0	3	-1	0	0	0	0	0	0	0	0	9	0.0
Tyler Ennis	5	1	1	2	1	0	1	0	0	0	0	0	15	6.7
Marcus Foligno	4	1	1	2	0	2	0	0	1	0	0	6	16.7	
Cody Hodgson	4	1	1	2	0	1	0	0	0	0	0	0	7	14.3
Jamie McBain	4	1	1	2	1	0	0	0	0	0	0	9	11.1	
Matt Ellis	2	1	1	2	0	0	0	0	0	0	0	0	3	33.3
Ville Leino	5	0	2	2	0	2	0	0	0	0	0	3	0.0	
John Scott	5	1	0	1	0	16	0	0	0	0	0	4	25.0	
Luke Adam	1	1	0	1	0	0	0	0	0	0	0	0	3	33.3
Drew Stafford	5	0	1	-1	-1	2	0	0	0	0	0	0	11	0.0
Brian Flynn	5	0	0	-2	0	0	0	0	0	0	0	4	0.0	
Henrik Tallinder	4	0	0	-2	4	0	0	0	0	0	0	3	0.0	
Matt D'Agostini	3	0	0	1	0	0	0	0	0	0	0	0	5	0.0
Mike Weber	3	0	0	-1	2	0	0	0	0	0	0	0	6	0.0
Cody McCormick	2	0	0	0	2	0	0	0	0	0	0	2	0.0	
Rasmus Ristolainen	2	0	0	1	0	0	0	0	0	0	0	0	2	0.0
Corey Tropp	2	0	0	0	0	0	0	0	0	0	0	0	0	0.0
Zenon Konopka	1	0	0	1	0	0	0	0	0	0	0	0	1	0.0
Brayden McNabb	1	0	0	1	2	0	0	0	0	0	0	0	0	0.0
Linus Omark	1	0	0	0	2	0	0	0	0	0	0	0	0	0.0
Alexander Sulzer	1	0	0	0	0	0	0	0	0	0	0	0	2	0.0

Power Play: 5-13 38.5% / Penalty Killing: 8-11 72.7%

GOALTENDING

MAPLE LEAFS	GP	Min	W-L-OT	SO	GA	SA	SV	GAA	SV%
James Reimer	3	184	2-0-1	0	8	94	86	2.60	.915
Jonathan Bernier	2	124	1-1-0	0	5	61	56	2.42	.918

GOALTENDING

SABRES	GP	Min	W-L-OT	SO	GA	SA	SV	GAA	SV%
Ryan Miller	4	249	2-0-2	0	9	138	129	2.17	.935
Jhonas Enroth	1	59	0-1-0	0	4	22	18	4.05	.818

LEAFS VS. BUFFALO HISTORY

Leafs All-Time Record:
69-97-18-9

Last Leafs win in Toronto:
Jan. 15, 2014 (4-3 SO)

Last two consecutive Leafs wins:
Dec. 27, 2013 (4-3 SO) & Jan. 15, 2014 (4-3 SO)

Leafs All-Time Home Record:
42-38-12-4

Last Leafs win in Buffalo:
Jan. 29, 2013 (4-3 OT)

Last two consecutive Leafs wins in Toronto:
Dec. 27, 2013 (4-3 SO) & Jan. 15, 2014 (4-3 SO)

Leafs All-Time Road Record:
27-59-6-5

Leafs record in shootout:
3-4

Last two consecutive Leafs wins in Buffalo:
Mar. 21, 2008 (4-1) & Dec. 12, 2008 (2-1)

MOST RECENT NOTABLES VS. BUFFALO

Last Leaf shutdown in Toronto:
Jan. 10, 2012 (2-0) (Jonas Gustavsson)

Last Leaf hat trick:
Mar. 16, 1990 @ BUF (Vincent Damphousse)

Last Leaf shutdown in Buffalo:
Nov. 9, 2007 (3-0) (Andrew Raycroft)

Last opponent hat trick vs. Leafs:
Feb. 4, 2009 @ BUF (Thomas Vanek)

Last opponent shutdown in Toronto:
Nov. 30, 2009 (0-3) (Ryan Miller)

Last Leaf overtime goal:
Jan. 29, 2013 @ BUF (4-3) FRATTIN (Miller)

Last opponent shutdown in Buffalo:
Feb. 4, 2009 (0-5) (Ryan Miller)

Last opponent overtime goal:
Nov. 29, 2013 @ BUF (2-3) Ehrhoff (REIMER)



LEAFS vs. CALGARY FLAMES

Summary for MAPLE LEAFS: Won: 2 Lost: 0 OT: 0

at TORONTO MAPLE LEAFS

Date	Team	Opponent	Attend	Goaltenders	W Goal
01 Apr '14	Maple Leafs 3	Flames 2	19,482	Bernier vs Ramo	David Clarkson

at CALGARY FLAMES

Date	Team	Opponent	Attend	Goaltenders	W Goal
30 Oct '13	Maple Leafs 4	Flames 2	19,289	Bernier vs Ramo	Mason Raymond

* - Overtime ** - Shootout

Goals by Period:	1st	2nd	3rd	OT	Total	Shots by Period:	1st	2nd	3rd	OT	Total
MAPLE LEAFS	2	1	4	0	7	MAPLE LEAFS	14	14	17	0	45
FLAMES	0	2	2	0	4	FLAMES	20	29	18	0	67

INDIVIDUAL SCORING

MAPLE LEAFS	GP	G	A	P	+/-	PIM	PP	SH	GW	GT	EN	S	%	FLAMES	GP	G	A	P	+/-	PIM	PP	SH	GW	GT	EN	S	%
David Clarkson	2	1	2	0	4	0	1	0	0	4	25.0			Matt Stajan	2	2	0	2	0	0	0	0	0	0	0	3	66.7
Jay McClement	2	1	2	2	0	0	0	0	0	0	5	20.0		Kris Russell	2	1	1	-1	0	0	0	0	0	0	0	6	16.7
Mason Raymond	2	1	2	3	0	0	1	0	0	2	50.0			TJ Brodie	2	0	2	-2	0	0	0	0	0	0	0	6	0.0
Dave Bolland	2	1	0	1	4	0	0	0	0	2	50.0			David Jones	1	1	1	1	0	0	0	0	0	0	0	6	16.7
Joffrey Lupul	2	1	0	1	0	0	0	0	0	3	33.3			Chris Butler	2	0	1	1	0	0	0	0	0	0	0	5	0.0
Paul Ranger	2	1	0	1	2	0	1	0	0	1	4	25.0		Joe Colborne	2	0	1	-2	0	0	0	0	0	0	0	3	0.0
James van Riemsdyk	2	1	0	1	0	0	1	0	0	6	16.7			Curtis Glencross	2	0	1	-1	0	0	0	0	0	0	0	8	0.0
Cody Franson	2	0	1	1	0	0	0	0	0	2	0.0			Mark Giordano	1	0	1	-2	0	0	0	0	0	0	0	2	0.0
Jake Gardiner	2	0	1	1	0	0	0	0	0	1	0.0			Dennis Wideman	1	0	1	-2	2	0	0	0	0	0	0	3	0.0
Nazem Kadri	2	0	1	1	0	0	0	0	0	3	0.0			Lance Bouma	2	0	0	-1	0	0	0	0	0	0	0	0	0.0
Carl Gunnarsson	2	0	0	1	0	0	0	0	0	0	0.0			Mike Cammalleri	2	0	0	1	0	0	0	0	0	0	0	4	0.0
Phil Kessel	2	0	0	-1	2	0	0	0	0	3	0.0			Jiri Hudler	2	0	0	-3	0	0	0	0	0	0	0	1	0.0
Dion Phaneuf	2	0	0	0	24	0	0	0	0	1	0.0			Brian McGrattan	2	0	0	0	5	0	0	0	0	0	0	2	0.0
Morgan Rielly	2	0	0	2	0	0	0	0	0	1	0.0			Sean Monahan	2	0	0	-3	0	0	0	0	0	0	0	8	0.0
Carter Ashton	1	0	0	0	7	0	0	0	0	1	0.0			Mikael Backlund	1	0	0	-1	0	0	0	0	0	0	0	4	0.0
Troy Bodie	1	0	0	1	0	0	0	0	0	3	0.0			Sven Baertschi	1	0	0	-1	0	0	0	0	0	0	0	3	0.0
Tyler Bozak	1	0	0	0	2	0	0	0	0	1	0.0			Chad Billins	1	0	0	0	0	0	0	0	0	0	0	0	0.0
Tim Gleason	1	0	0	-1	0	0	0	0	0	0	0.0			Paul Byron	1	0	0	-1	0	0	0	0	0	0	0	2	0.0
Nikolai Kulemin	1	0	0	1	0	0	0	0	0	1	0.0			TJ Gallardi	1	0	0	0	0	0	0	0	0	0	0	1	0.0
Frazer McLaren	1	0	0	0	5	0	0	0	0	0	0.0			Tim Jackman	1	0	0	0	0	0	0	0	0	0	0	0	0.0
Colton Orr	1	0	0	0	0	0	0	0	0	0	0.0			Shane O'Brien	1	0	0	0	17	0	0	0	0	0	0	0	0.0
Trevor Smith	1	0	0	0	0	0	0	0	0	1	0.0			Derek Smith	1	0	0	0	0	0	0	0	0	0	0	0	0.0
														Bryce Van Brabant	1	0	0	0	2	0	0	0	0	0	0	0	0.0
														Kevin Westgarth	1	0	0	0	0	0	0	0	0	0	0	0	0.0
														Tyler Wotherspoon	1	0	0	0	0	0	0	0	0	0	0	0	0.0

Power Play: 0-2 0.0% / Penalty Killing: 7-7 100.0%

Power Play: 0-7 0.0% / Penalty Killing: 2-2 100.0%

GOALTENDING

MAPLE LEAFS	GP	Min	W-L-OT	SO	GA	SA	SV	GAA	SV%
Jonathan Bernier	2	120	2-0-0	0	4	67	63	2.00	.940

GOALTENDING

FLAMES	GP	Min	W-L-OT	SO	GA	SA	SV	GAA	SV%
Karri Ramo	2	117	0-2-0	0	6	43	37	3.07	.860

LEAFS VS. CALGARY HISTORY

Leafs All-Time Record:

55-55-12-4

Last Leafs win in Toronto:

Apr. 1, 2014 (3-2)

Last two consecutive Leafs wins:

Oct. 30, 2013 (4-2) & Apr. 1, 2014 (3-2)

Leafs All-Time Home Record:

32-18-7-2

Last Leafs win in Calgary:

Oct. 30, 2013 (4-2)

Last two consecutive Leafs wins in Toronto:

Oct. 15, 2011 (3-2) & Apr. 1, 2014 (3-2)

Leafs All-Time Road Record:

23-37-5-2

Leafs record in shootout:

0-1

Last two consecutive Leafs wins in Calgary:

Jan. 22, 2002 (6-1) & Dec. 27, 2002 (4-3)

MOST RECENT NOTABLES VS. CALGARY

Last Leaf shutdown in Toronto:

Never

Last Leaf hat trick:

Oct. 14, 2006 vs. CGY (Mats Sundin)

Last Leaf shutdown in Calgary:

Mar. 28, 1993 (4-0) (Darren Puppa)

Last opponent hat trick vs. Leafs:

Mar. 14, 2009 vs. CGY (Olli Jokinen)

Last opponent shutdown in Toronto:

Dec. 31, 1977 (0-3) (Yves Belanger - ATL)

Last Leaf overtime goal:

Oct. 14, 2006 vs. CGY (5-4) SUNDIN (Kiprusoff)

Last opponent shutdown in Calgary:

Jan. 6, 2006 (0-1) (Miikka Kiprusoff)

Last opponent overtime goal:

Nov. 18, 2003 @ CGY (2-3) Lydman (BELFOUR)



LEAFS vs. CAROLINA HURRICANES

Summary for MAPLE LEAFS: Won:1 Lost:2 OT:0

at TORONTO MAPLE LEAFS

Date	Team	Opponent	Attend	Goaltenders	W Goal
29 Dec '13	Maple Leafs 5	Hurricanes 2	19,452	Bernier vs Ward	Nikolai Kulemin
17 Oct '13	Maple Leafs 2	Hurricanes 3	19,277	Reimer, Bernier vs Ward	Ron Hainsey

at CAROLINA HURRICANES

Date	Team	Opponent	Attend	Goaltenders	W Goal
09 Jan '14	Maple Leafs 1	Hurricanes 6	16,583	Reimer vs Khudobin	Jeff Skinner
* - Overtime ** - Shootout					

Goals by Period:	1st	2nd	3rd	OT	Total	Shots by Period:	1st	2nd	3rd	OT	Total
MAPLE LEAFS	2	4	2	0	8	MAPLE LEAFS	28	24	27	0	79
HURRICANES	3	3	5	0	11	HURRICANES	37	42	38	0	117

INDIVIDUAL SCORING

MAPLE LEAFS	GP	G	A	P	+	-	PP	SH	GW	GT	EN	S	%	HURRICANES	GP	G	A	P	+	-	PP	SH	GW	GT	EN	S	%		
Tyler Bozak	3	0	3	0	2	0	0	0	0	0	0	2	0.0	Jeff Skinner	3	1	3	4	-4	2	1	0	1	0	0	13	7.7		
Phil Kessel	3	2	0	2	-1	0	0	0	0	0	0	11	18.2	Jordan Staal	3	1	3	4	2	2	0	1	0	0	0	6	16.7		
Joffrey Lupul	3	2	0	2	0	5	0	0	0	0	0	12	16.7	Justin Faulk	3	1	2	3	-2	5	1	0	0	0	0	0	10	10.0	
Paul Ranger	2	1	1	2	2	4	0	0	0	0	0	2	50.0	Elias Lindholm	1	1	2	3	2	0	1	0	0	0	0	0	2	50.0	
Dion Phaneuf	3	1	0	1	1	6	0	0	0	0	0	1	16.7	Nathan Gerbe	3	1	1	2	1	2	0	0	0	0	0	0	6	16.7	
Nikolai Kulemin	2	1	0	1	2	2	0	0	1	0	0	5	20.0	Zach Boychuk	2	1	1	2	2	0	0	0	0	0	0	0	0	7	14.3
Josh Leivo	1	1	0	1	1	0	0	0	0	0	0	2	50.0	Patrick Dwyer	3	1	0	1	1	0	0	0	0	0	0	0	0	6	16.7
Nazem Kadri	3	0	1	1	-1	4	0	0	0	0	0	7	0.0	Ron Hainsey	3	1	0	1	-1	0	0	0	1	0	0	0	4	25.0	
Mason Raymond	3	0	1	1	-2	0	0	0	0	0	0	6	0.0	Ryan Murphy	2	1	0	1	2	0	1	0	0	0	0	0	5	20.0	
Morgan Rielly	3	0	1	1	0	0	0	0	0	0	0	5	0.0	Eric Staal	2	1	0	1	-3	2	0	0	0	0	0	0	8	12.5	
James van Riemsdyk	2	0	1	1	1	0	0	0	0	0	0	4	0.0	John-Michael Liles	1	0	1	2	0	0	0	0	0	0	0	0	0	110.0	
Dave Bolland	1	0	1	1	0	0	0	0	0	0	0	1	0.0	Andrej Sekera	3	0	1	1	-1	0	0	0	0	0	0	0	3	0.0	
Cody Franson	3	0	0	0	-1	0	0	0	0	0	0	4	0.0	Alexander Semin	3	0	1	2	4	0	0	0	0	0	0	0	5	0.0	
Carl Gunnarsson	3	0	0	0	1	0	0	0	0	0	0	1	0.0	Brett Sutter	1	0	1	2	0	0	0	0	0	0	0	0	1	0.0	
Jay McClement	3	0	0	0	3	2	0	0	0	0	0	1	0.0	Brett Bellemore	3	0	0	-1	2	0	0	0	0	0	0	0	0	7	0.0
Colton Orr	3	0	0	0	-1	0	0	0	0	0	0	0	0.0	Drayson Bowman	3	0	0	-2	0	0	0	0	0	0	0	0	0	8	0.0
Carter Ashton	2	0	0	0	-2	0	0	0	0	0	0	2	0.0	Radek Dvorak	3	0	0	-1	0	0	0	0	0	0	0	0	0	6	0.0
David Clarkson	2	0	0	0	1	2	0	0	0	0	0	1	0.0	Tuomo Ruutu	3	0	0	-4	4	0	0	0	0	0	0	0	0	6	0.0
Jerry D'Amigo	2	0	0	0	0	0	0	0	0	0	0	0	0.0	Manny Malhotra	2	0	0	-1	0	0	0	0	0	0	0	0	0	7	0.0
Jake Gardiner	2	0	0	0	1	0	0	0	0	0	0	3	0.0	Riley Nash	2	0	0	-2	0	0	0	0	0	0	0	0	0	1	0.0
David Broil	1	0	0	0	1	0	0	0	0	0	0	1	0.0	Tim Gleason	1	0	0	0	0	0	0	0	0	0	0	0	0	0	0.0
Mark Fraser	1	0	0	0	-1	2	0	0	0	0	0	0	0.0	Jay Harrison	1	0	0	0	0	0	0	0	0	0	0	0	0	1	0.0
Tim Gleason	1	0	0	0	-1	2	0	0	0	0	0	3	0.0	Mike Komisarek	1	0	0	0	-1	0	0	0	0	0	0	0	0	0	0.0
Peter Holland	1	0	0	0	0	0	0	0	0	0	0	0	0.0	Jiri Tlustý	1	0	0	0	0	0	0	0	0	0	0	0	0	3	0.0
Trevor Smith	1	0	0	0	0	0	0	0	0	0	0	0	0.0	Kevin Westgarth	1	0	0	0	0	0	0	0	0	0	0	0	0	1	0.0

Power Play: 0-8 0.0% / Penalty Killing: 8-12 66.7%

Power Play: 4-12 33.3% / Penalty Killing: 8-8 100.0%

GOALTENDING

MAPLE LEAFS	GP	Min	W-L-OT	SO	GA	SA	SV	GAA	SV%
Jonathan Bernier	2	118	1-1-0	0	5	80	75	2.53	.938
James Reimer	2	61	0-1-0	0	6	37	31	5.95	.838

GOALTENDING

HURRICANES	GP	Min	W-L-OT	SO	GA	SA	SV	GAA	SV%
Anton Khudobin	1	60	1-0-0	0	1	26	25	1.00	.962
Cam Ward	2	119	1-1-0	0	6	52	46	3.02	.885

LEAFS VS. CAROLINA HISTORY

Leafs All-Time Record:
39-51-11-6

Last Leafs win in Toronto:
Dec. 29, 2013 (5-2)

Last two consecutive Leafs wins:
Feb. 3, 2011 (3-0) & Mar. 16, 2011 (3-1)

Leafs All-Time Home Record:
20-27-6-1

Last Leafs win in Carolina:
Mar. 16, 2011 (3-1)

Last two consecutive Leafs wins in Toronto:
Oct. 20, 2005 (5-4 OT) & Mar. 21, 2006 (3-2)

Leafs All-Time Road Record:
19-24-5-5

Leafs record in shootout:
0-2

Last two consecutive Leafs wins in Carolina:
Jan. 15, 2009 (6-4) & Nov. 6, 2009 (3-2)

MOST RECENT NOTABLES VS. CAROLINA

Last Leaf shutdown in Toronto:
Feb. 3, 2011 (3-0) (James Reimer)

Last Leaf hat trick:
Jan. 15, 2009 @ CAR (Jason Blake)

Last Leaf shutdown in Carolina:
Nov. 3, 1999 (6-0) (Curtis Joseph)

Last opponent hat trick vs. Leafs:
Nov. 27, 2001 vs. CAR (Sami Kapanen)

Last opponent shutdown in Toronto:
Mar. 27, 2012 (0-3) (Cam Ward)

Last Leaf overtime goal:
Dec. 13, 2011 vs. CAR (2-1) CONNOLLY (Ward)

Last opponent shutdown in Carolina:
Mar. 5, 1989 (0-3) (Peter Sidorkiewicz - HFO)

Last opponent overtime goal:
Dec. 29, 2011 @ CAR (3-4) Staal (REIMER)



LEAFS vs. CHICAGO BLACKHAWKS

Summary for MAPLE LEAFS: Won: 1 Lost: 1 OT: 0

at TORONTO MAPLE LEAFS

Date	Team	Opponent	Attend	Goaltenders	W Goal
14 Dec '13	Maple Leafs 7	Blackhawks 3	19,603	Bernier vs Simpson, Raanta	Nikolai Kulemin

at CHICAGO BLACKHAWKS

Date	Team	Opponent	Attend	Goaltenders	W Goal
19 Oct '13	Maple Leafs 1	Blackhawks 3	21,801	Bernier vs Crawford	Michael Kostka

* - Overtime ** - Shootout

Goals by Period:	1st	2nd	3rd	OT	Total	Shots by Period:	1st	2nd	3rd	OT	Total
MAPLE LEAFS	1	5	2	0	8	MAPLE LEAFS	14	20	18	0	52
BLACKHAWKS	1	4	1	0	6	BLACKHAWKS	20	30	18	0	68

INDIVIDUAL SCORING

MAPLE LEAFS	GP	G	A	P	+	-	PIM	PP	SH	GW	GT	EN	S	5%	BLACKHAWKS	GP	G	A	P	+	-	PIM	PP	SH	GW	GT	EN	S	5%		
Joffrey Lupul	2	2	3	5	1	2	1	0	0	0	0	0	7	28.6	Nick Leddy	2	0	3	3	1	0	0	0	0	0	0	0	0	2	0.0	
Mason Raymond	2	0	4	4	1	2	0	0	0	0	0	0	5	0.0	Patrick Kane	2	2	0	2	0	0	1	0	0	0	0	0	0	12	16.7	
Peter Holland	1	2	1	3	1	2	1	0	0	0	0	0	5	40.0	Brandon Saad	2	1	1	2	1	0	0	0	0	0	0	0	0	0	3	33.3
Nazem Kadri	2	1	1	2	0	0	1	0	0	0	0	0	5	20.0	Brandon Pirri	1	1	1	2	1	0	0	1	0	0	0	0	0	2	50.0	
Jerry D'Amigo	1	1	1	2	2	0	0	0	0	0	0	0	100.0	Michael Kostka	2	1	0	1	1	4	0	0	1	0	0	0	0	7	14.3		
Nikolai Kulemin	1	1	1	2	2	0	0	0	1	0	0	4	25.0	Bryan Bickell	1	1	0	1	1	2	0	0	0	0	0	0	0	3	33.3		
Carl Gunnarsson	2	0	2	2	2	0	0	0	0	0	0	0	1	0.0	Niklas Hjalmarsson	2	0	1	1	1	0	0	0	0	0	0	0	0	2	0.0	
Phil Kessel	2	1	0	1	-1	0	0	0	0	0	0	9	11.1	Marian Hossa	2	0	1	-3	0	0	0	0	0	0	0	0	0	7	0.0		
Cody Franson	2	0	1	1	0	0	0	0	0	0	0	0	1	0.0	Duncan Keith	2	0	1	-4	-2	0	0	0	0	0	0	0	0	4	0.0	
Jake Gardiner	2	0	1	1	0	0	0	0	0	0	0	4	0.0	Marcus Kruger	2	0	1	1	1	0	0	0	0	0	0	0	0	2	0.0		
Jay McClement	2	0	1	1	1	2	0	0	0	0	0	0	1	0.0	Andrew Shaw	2	0	1	1	1	4	0	0	0	0	0	0	0	4	0.0	
Troy Bodie	2	0	0	0	0	0	0	0	0	0	0	1	0.0	Jonathan Toews	2	0	1	-1	-2	0	0	0	0	0	0	0	0	3	0.0		
Dion Phaneuf	2	0	0	2	2	0	0	0	0	0	0	1	0.0	Brandon Bollig	2	0	0	0	1	0	0	0	0	0	0	0	0	0	0.0		
Morgan Rielly	2	0	0	0	0	0	0	0	0	0	0	0	0.0	Michal Handzus	2	0	0	-2	0	0	0	0	0	0	0	0	0	3	0.0		
James van Riemsdyk	2	0	0	-1	0	0	0	0	0	0	0	2	0.0	Johnny Oduya	2	0	0	0	2	0	0	0	0	0	0	0	0	1	0.0		
Dave Bolland	1	0	0	0	0	2	0	0	0	0	0	2	0.0	Brent Seabrook	2	0	0	-3	2	0	0	0	0	0	0	0	0	4	0.0		
Tyler Bozak	1	0	0	-1	0	0	0	0	0	0	0	0	0.0	Patrick Sharp	2	0	0	-2	2	0	0	0	0	0	0	0	0	7	0.0		
David Broll	1	0	0	-1	0	0	0	0	0	0	0	0	0.0	Jeremy Morin	1	0	0	0	0	0	0	0	0	0	0	0	0	1	0.0		
Josh Leivo	1	0	0	0	0	0	0	0	0	0	0	0	0.0	Joakim Nordstrom	1	0	0	1	0	0	0	0	0	0	0	0	0	0	0.0		
John-Michael Liles	1	0	0	0	0	0	0	0	0	0	0	1	0.0	Ben Smith	1	0	0	0	0	0	0	0	0	0	0	0	0	0	0.0		
Frazer McLaren	1	0	0	0	0	0	0	0	0	0	0	0	0.0	Kris Versteeg	1	0	0	-2	2	0	0	0	0	0	0	0	0	1	0.0		
Colton Orr	1	0	0	-1	0	0	0	0	0	0	0	0	0.0																		
Paul Ranger	1	0	0	-2	0	0	0	0	0	0	0	2	0.0																		
Trevor Smith	1	0	0	0	0	0	0	0	0	0	0	0	0.0																		

Power Play: 3-9 33.3% / Penalty Killing: 3-5 60.0%

GOALTENDING

MAPLE LEAFS	GP	Min	W-L-OT	SO	GA	SA	SV	GAA	SV%
Jonathan Bernier	2	118	1-1-0	0	6	68	62	3.04	.912

GOALTENDING

BLACKHAWKS	GP	Min	W-L-OT	SO	GA	SA	SV	GAA	SV%
Corey Crawford	1	60	1-0-0	0	1	20	19	1.00	.950
Antti Raanta	1	40	0-1-0	0	5	25	20	7.50	.800
Kent Simpson	1	20	0-0-0	0	2	7	5	6.00	.714

LEAFS VS. CHICAGO HISTORY

Leafs All-Time Record: 285-259-96-1	Last Leafs win in Toronto: Dec. 14, 2013 (7-3)	Last two consecutive Leafs wins: Dec. 1, 2001 (4-1) & Feb. 12, 2003 (3-1)
Leafs All-Time Home Record: 165-99-54-1	Last Leafs win in Chicago: Feb. 12, 2003 (3-1)	Last two consecutive Leafs wins in Toronto: Mar. 31, 1990 (6-4) & Oct. 20, 1990 (6-2)
Leafs All-Time Road Record: 120-160-42-0	Leafs record in shootout: 0-0	Last two consecutive Leafs wins in Chicago: Nov. 30, 2001 (2-1) & Feb. 12, 2003 (3-1)

MOST RECENT NOTABLES VS. CHICAGO

Last Leaf shutout in Toronto: Mar. 30, 1968 (3-0) (Johnny Bower)	Last Leaf hat trick: Nov. 12, 1998 @ CHI (Mats Sundin)
Last Leaf shutout in Chicago: Apr. 6, 2001 (1-0) (Curtis Joseph)	Last opponent hat trick vs. Leafs: Jan. 17, 1993 @ CHI (Michel Goulet)
Last opponent shutout in Toronto: Mar. 30, 2000 (0-4) (Jocelyn Thibault)	Last Leaf overtime goal: Jan. 24, 1997 @ CHI (2-1) MULLER (Hackett)
Last opponent shutout in Chicago: Nov. 5, 1992 (0-1) (Ed Belfour)	Last opponent overtime goal: Nov. 22, 2008 vs. CHI (4-5) Bolland (TOSKALA)



LEAFS vs. COLORADO AVALANCHE

Summary for MAPLE LEAFS: Won: 1 Lost: 1 OT: 0

at TORONTO MAPLE LEAFS

Date	Team	Opponent	Attend	Goaltenders	W Goal
08 Oct '13	Maple Leafs 1	Avalanche 2	19,388	Bernier vs Varlamov	PA Parenteau

at COLORADO AVALANCHE

Date	Team	Opponent	Attend	Goaltenders	W Goal
21 Jan '14	Maple Leafs 5	Avalanche 2	14,877	Reimer vs Giguere, Varlamov	Jake Gardiner

* - Overtime ** - Shootout

Goals by Period:	1st	2nd	3rd	OT	Total	Shots by Period:	1st	2nd	3rd	OT	Total
MAPLE LEAFS	2	3	1	0	6	MAPLE LEAFS	21	22	16	0	59
AVALANCHE	0	2	2	0	4	AVALANCHE	21	24	25	0	70

INDIVIDUAL SCORING

MAPLE LEAFS	GP	G	A	P	+/-	PIM	PP	SH	GW	GT	EN	S	%	AVALANCHE	GP	G	A	P	+/-	PIM	PP	SH	GW	GT	EN	S	%	
Joffrey Lupul	2	1	2	3	2	0	0	0	0	0	0	6	16.7	Nathan MacKinnon	2	2	1	3	0	0	0	0	0	0	0	6	33.3	
Phil Kessel	2	2	0	0	0	0	0	0	0	0	0	15	13.3	PA Parenteau	2	1	1	2	0	0	0	0	1	0	0	3	33.3	
James van Riemsdyk	2	1	1	2	0	0	1	0	0	0	0	6	16.7	Cory Sarich	1	1	0	2	2	0	0	0	0	0	0	0	1100.0	
Tyler Bozak	2	0	2	-1	0	0	0	0	0	0	0	4	0.0	Matt Duchene	2	0	1	1	0	2	0	0	0	0	0	0	8	0.0
Jake Gardiner	2	1	0	-1	2	0	0	1	0	0	8	12.5	Jamie McGinn	2	0	1	-1	-1	0	0	0	0	0	0	0	3	0.0	
Jay McClement	1	1	0	1	0	0	0	0	0	0	1	100.0	Steve Downie	1	0	1	1	0	0	0	0	0	0	0	0	0	2	0.0
Carter Ashton	2	0	1	1	0	0	0	0	0	0	1	0.0	Nick Holden	1	0	1	-1	-1	0	0	0	0	0	0	0	0	3	0.0
Troy Bodie	2	0	1	1	5	0	0	0	0	0	1	0.0	Maxime Talbot	1	0	1	1	0	0	0	0	0	0	0	0	1	0.0	
Cody Franson	2	0	1	1	0	0	0	0	0	0	4	0.0	Tyson Barrie	2	0	0	0	0	0	0	0	0	0	0	0	5	0.0	
Dion Phaneuf	2	0	1	1	2	0	0	0	0	0	3	0.0	Andre Benoit	2	0	0	0	2	0	0	0	0	0	0	0	4	0.0	
Mason Raymond	2	0	1	-1	2	0	0	0	0	0	1	0.0	Patrick Bordeleau	2	0	0	0	0	0	0	0	0	0	0	0	3	0.0	
Nikolai Kulemin	1	0	1	1	0	0	0	0	0	0	0	0.0	Jan Hejda	2	0	0	0	0	0	0	0	0	0	0	0	3	0.0	
Carl Gunnarsson	2	0	0	0	1	4	0	0	0	0	0	0.0	Erik Johnson	2	0	0	-3	-3	0	0	0	0	0	0	0	5	0.0	
Nazem Kadri	2	0	0	0	1	2	0	0	0	0	4	0.0	Gabriel Landeskog	2	0	0	-1	-1	0	0	0	0	0	0	0	4	0.0	
Colton Orr	2	0	0	-1	2	0	0	0	0	0	1	0.0	Cody McLeod	2	0	0	-1	-1	7	0	0	0	0	0	0	2	0.0	
Morgan Rielly	2	0	0	0	1	0	0	0	0	0	3	0.0	John Mitchell	2	0	0	-1	-1	0	0	0	0	0	0	0	4	0.0	
Dave Bolland	1	0	0	-1	0	0	0	0	0	0	1	0.0	Ryan O'Reilly	2	0	0	0	0	0	0	0	0	0	0	0	3	0.0	
Jamie Devane	1	0	0	-1	0	0	0	0	0	0	0	0.0	Paul Stastny	2	0	0	-2	-2	4	0	0	0	0	0	0	3	0.0	
Tim Gleason	1	0	0	-1	0	0	0	0	0	0	0	0.0	Marc-Andre Cliche	1	0	0	0	0	0	0	0	0	0	0	0	2	0.0	
Peter Holland	1	0	0	0	0	0	0	0	0	0	0	0.0	Nate Guenin	1	0	0	0	0	0	0	0	0	0	0	0	2	0.0	
Paul Ranger	1	0	0	-1	0	0	0	0	0	0	0	0.0	Alex Tanguay	1	0	0	0	0	0	0	0	0	0	0	0	3	0.0	
Trevor Smith	1	0	0	0	0	0	0	0	0	0	0	0.0	Ryan Wilson	1	0	0	0	0	0	0	0	0	0	0	0	0	0	0.0

Power Play: 1-6 16.7% / Penalty Killing: 7-7 100.0%

Power Play: 0-7 0.0% / Penalty Killing: 5-6 83.3%

GOALTENDING

MAPLE LEAFS	GP	Min	W-L-OT	SO	GA	SA	SV	GAA	SV%
Reimer	1	60	1-0-0	0	2	37	35	2.00	.946
Jonathan Bernier	1	59	0-1-0	0	2	33	31	2.02	.939

GOALTENDING

AVALANCHE	GP	Min	W-L-OT	SO	GA	SA	SV	GAA	SV%
Semyon Varlamov	2	83	1-1-0	0	4	38	34	2.90	.895
Jean-Sebastien Giguere	1	36	0-0-0	0	1	20	19	1.65	.950

LEAFS VS. COLORADO HISTORY

Leafs All-Time Record:

26-36-9-1

Last Leafs win in Toronto:

Mar. 20, 2004 (5-2)

Last two consecutive Leafs wins:

Nov. 4, 1998 (3-0) & Oct. 6, 1999 (2-1)

Leafs All-Time Home Record:

16-18-4-1

Last Leafs win in Colorado:

Jan. 21, 2014 (5-2)

Last two consecutive Leafs wins in Toronto:

Nov. 4, 1998 (3-0) & Oct. 6, 1999 (2-1)

Leafs All-Time Road Record:

10-18-5-0

Leafs record in shootout:

0-0

Last two consecutive Leafs wins in Colorado:

Mar. 24, 2011 (4-3) & Jan. 21, 2014 (5-2)

MOST RECENT NOTABLES VS. COLORADO

Last Leaf shutout in Toronto:

Nov. 4, 1998 (3-0) (Curtis Joseph)

Last Leaf hat trick:

Dec. 21, 1996 @ COL (Mats Sundin)

Last Leaf shutout in Colorado:

Never

Last Opponent hat trick vs. Leafs:

Nov. 26, 1992 vs. QUE (Owen Nolan)

Last opponent shutout in Toronto:

Jan. 25, 2003 (0-3) (Patrick Roy)

Last Leaf overtime goal:

Mar. 17, 1992 vs. QUE (4-3) ANDERSON (Fiset)

Last opponent shutout in Colorado:

Mar. 3, 1996 (0-4) (Patrick Roy)

Last opponent overtime goal:

Oct. 17, 2011 vs. COL (2-3) Jones (REIMER)



LEAFS vs. COLUMBUS BLUE JACKETS

Summary for MAPLE LEAFS: Won: 0 Lost: 3 OT: 0

at TORONTO MAPLE LEAFS

Date	Team	Opponent	Attend	Goaltenders	W Goal
03 Mar '14	Maple Leafs 1	Blue Jackets 2	19,577	Reimer vs Bobrovsky	Artem Anisimov
25 Nov '13	Maple Leafs 0	Blue Jackets 6	19,241	Reimer, Bernier vs Bobrovsky	Cam Atkinson

at COLUMBUS BLUE JACKETS

Date	Team	Opponent	Attend	Goaltenders	W Goal
25 Oct '13	Maple Leafs 2	Blue Jackets 5	13,930	Bernier vs Bobrovsky	Brandon Dubinsky

* - Overtime ** - Shootout

Goals by Period:	1st	2nd	3rd	OT	Total	Shots by Period:	1st	2nd	3rd	OT	Total
MAPLE LEAFS	0	1	2	0	3	MAPLE LEAFS	22	20	30	0	72
BLUE JACKETS	3	4	6	0	13	BLUE JACKETS	31	27	33	0	91

INDIVIDUAL SCORING

MAPLE LEAFS	GP	G	A	P	+	-	PIM	PP	SH	GW	GT	EN	S	5%	BLUE JACKETS	GP	G	A	P	+	-	PIM	PP	SH	GW	GT	EN	S	5%		
Mason Raymond	3	1	1	2	2	0	0	0	0	0	0	0	7	14.3	Nick Foligno	3	1	4	5	1	2	0	0	0	0	0	0	4	25.0		
Phil Kessel	3	1	0	1	-3	0	0	0	0	0	0	0	8	12.5	Ryan Johansen	3	3	1	4	2	0	1	0	0	0	0	1	11	27.3		
Dave Bolland	1	1	0	1	-1	4	0	0	0	0	0	0	5	20.0	Ryan Murray	3	2	1	3	2	0	2	0	0	0	0	0	0	4	50.0	
Tyler Bozak	3	0	1	1	-2	0	0	0	0	0	0	0	4	0.0	Artem Anisimov	3	1	2	3	1	0	0	0	0	1	0	0	0	6	16.7	
Morgan Rielly	3	0	1	1	-2	4	0	0	0	0	0	0	4	0.0	Mark Letestu	3	0	3	3	5	0	0	0	0	0	0	0	0	2	0.0	
James van Riemsdyk	3	0	1	1	-3	2	0	0	0	0	0	0	10	0.0	James Wisniewski	3	0	3	3	2	0	0	0	0	0	0	0	0	0	0	0.0
Joffrey Lupul	2	0	1	1	-1	0	0	0	0	0	0	0	1	0.0	RJ Umberger	3	1	1	2	2	0	0	0	0	0	0	0	0	0	3	33.3
Paul Ranger	2	0	1	1	-1	0	0	0	0	0	0	0	2	0.0	Brandon Dubinsky	2	1	1	2	1	2	0	1	1	0	0	0	4	25.0		
David Clarkson	3	0	0	0	-4	2	0	0	0	0	0	0	6	0.0	Matt Calvert	2	0	2	2	3	5	0	0	0	0	0	0	0	3	0.0	
Cody Franson	3	0	0	0	-4	2	0	0	0	0	0	0	2	0.0	Fedor Tyutin	2	0	2	2	2	2	0	0	0	0	0	0	0	1	0.0	
Jake Gardiner	3	0	0	0	-4	2	0	0	0	0	0	0	6	0.0	Cam Atkinson	3	1	0	1	0	0	0	0	0	1	0	0	0	12	8.3	
Carl Gunnarsson	3	0	0	0	0	0	0	0	0	0	0	0	2	0.0	Dalton Prout	3	1	0	1	2	7	0	0	0	0	0	0	0	3	33.3	
Nazem Kadri	3	0	0	0	-2	11	0	0	0	0	0	0	1	0.0	Marian Gaborik	2	1	0	1	0	2	0	0	0	0	0	0	0	2	50.0	
Jay McClement	3	0	0	0	-3	0	0	0	0	0	0	0	2	0.0	Jack Skille	1	1	0	1	0	0	0	0	0	0	0	0	0	1	100.0	
Dion Phaneuf	3	0	0	0	-1	2	0	0	0	0	0	0	3	0.0	Derek MacKenzie	2	0	1	1	2	0	0	0	0	0	0	0	0	3	0.0	
Nikolai Kulemin	2	0	0	0	0	0	0	0	0	0	0	0	0	0.0	Nikita Nikitin	2	0	1	1	2	2	0	0	0	0	0	0	0	5	0.0	
Frazer McLaren	2	0	0	0	-1	0	0	0	0	0	0	0	1	0.0	Boone Jenner	3	0	0	0	0	4	0	0	0	0	0	0	0	4	0.0	
Colton Orr	2	0	0	0	0	0	0	0	0	0	0	0	1	0.0	Jack Johnson	3	0	0	0	3	0	0	0	0	0	0	0	0	2	0.0	
Trevor Smith	2	0	0	0	-2	0	0	0	0	0	0	0	2	0.0	David Savard	3	0	0	0	1	0	0	0	0	0	0	0	0	6	0.0	
Troy Bodie	1	0	0	0	0	0	0	0	0	0	0	0	3	0.0	Blake Comeau	2	0	0	0	1	0	0	0	0	0	0	0	0	5	0.0	
Mark Fraser	1	0	0	0	-2	7	0	0	0	0	0	0	0	0.0	Jared Boll	1	0	0	0	0	0	0	0	0	0	0	0	0	0	0.0	
Tim Gleason	1	0	0	0	0	0	0	0	0	0	0	0	2	0.0	Michael Chaput	1	0	0	0	0	0	0	0	0	0	0	0	0	0	0.0	
Josh Leivo	1	0	0	0	-1	0	0	0	0	0	0	0	0	0.0	Nathan Horton	1	0	0	0	0	0	0	0	0	0	0	0	0	1	0.0	
Jerred Smithson	1	0	0	0	-1	0	0	0	0	0	0	0	0	0.0	Power Play: 3-11 27.3% / Penalty Killing: 6-6 100.0%																

Power Play: 0-6 0.0% / Penalty Killing: 8-11 72.7%

Power Play: 3-11 27.3% / Penalty Killing: 6-6 100.0%

GOALTENDING

MAPLE LEAFS	GP	Min	W-L-OT	SO	GA	SA	SV	GAA	SV%
Jonathan Bernier	2	68	0-1-0	0	4	36	32	3.51	.889
James Reimer	2	110	0-2-0	0	8	54	46	4.37	.852

GOALTENDING

BLUE JACKETS	GP	Min	W-L-OT	SO	GA	SA	SV	GAA	SV%
Sergei Bobrovsky	3	180	3-0-0	1	3	72	69	1.00	.958

LEAFS VS. COLUMBUS HISTORY

Leafs All-Time Record:
6-4-1-2

Last Leafs win in Toronto:
Feb. 19, 2008 (3-1)

Last two consecutive Leafs wins:
Oct. 20, 2006 (4-2) & Feb. 19, 2008 (3-1)

Leafs All-Time Home Record:
3-3-1-1

Last Leafs win in Columbus:
Nov. 3, 2011 (4-1)

Last two consecutive Leafs wins in Toronto:
Feb. 12, 2004 (4-1) & Feb. 19, 2008 (3-1)

Leafs All-Time Road Record:
3-1-0-1

Leafs record in shootout:
0-1

Last two consecutive Leafs wins in Columbus:
Dec. 3, 2009 (6-3) & Nov. 3, 2011 (4-1)

MOST RECENT NOTABLES VS. COLUMBUS

Last Leaf shutout in Toronto:
Never

Last Leaf hat trick:
Never

Last Leaf shutout in Columbus:
Never

Last opponent hat trick vs. Leafs:
Mar. 20, 2003 @ CBJ (Tyler Wright)

Last opponent shutout in Toronto:
Nov. 25, 2013 (0-6) (Sergei Bobrovsky)

Last Leaf overtime goal:
Never

Last opponent shutout in Columbus:
Never

Last opponent overtime goal:
Mar. 20, 2003 @ CBJ (3-4) Wright (KIDD)



LEAFS vs. DALLAS STARS

Summary for MAPLE LEAFS: Won: 1 Lost: 1 OT: 0

at TORONTO MAPLE LEAFS

Date	Team	Opponent	Attend	Goaltenders	W Goal
05 Dec '13 *	Maple Leafs 3	Stars 2	19,164	Bernier vs Lehtonen	Trevor Smith

at DALLAS STARS

Date	Team	Opponent	Attend	Goaltenders	W Goal
23 Jan '14	Maple Leafs 1	Stars 7	13,678	Reimer, Bernier vs Lehtonen	Cody Eakin

Goals by Period:	1st	2nd	3rd	OT	Total	Shots by Period:	1st	2nd	3rd	OT	Total
MAPLE LEAFS	1	1	1	1	4	MAPLE LEAFS	15	14	18	2	49
STARS	2	4	3	0	9	STARS	26	24	22	6	78

INDIVIDUAL SCORING

MAPLE LEAFS	GP	G	A	P	+	-	PP	SH	GW	GT	EN	S	5%	STARS	GP	G	A	P	+	-	PP	SH	GW	GT	EN	S	5%		
Nazem Kadri	2	2	1	3	0	14	1	0	0	0	0	3	66.7	Valeri Nichushkin	2	2	2	4	3	0	0	0	0	0	0	0	4	50.0	
Phil Kessel	2	0	2	-3	0	0	0	0	0	0	0	7	0.0	Jamie Benn	2	1	3	4	2	0	0	0	0	0	0	0	12	8.3	
Nikolai Kulemin	2	1	0	1	0	0	0	0	0	0	0	3	33.3	Shawn Horcoff	2	2	1	3	1	0	2	0	0	0	0	0	3	66.7	
Trevor Smith	1	1	0	1	1	0	0	0	1	0	0	3	33.3	Sergei Gonchar	2	0	3	3	0	0	0	0	0	0	0	0	0	7	0.0
Cody Franson	2	0	1	1	-1	2	0	0	0	0	0	2	0.0	Cody Eakin	2	1	1	2	1	0	0	0	1	0	0	1	0	4	25.0
Jake Gardiner	2	0	1	1	-1	0	0	0	0	0	0	5	0.0	Alex Goligoski	2	0	2	3	2	0	0	0	0	0	0	0	0	2	0.0
Carl Gunnarsson	2	0	1	1	-1	2	0	0	0	0	0	2	0.0	Tyler Seguin	2	0	2	2	1	0	0	0	0	0	0	0	0	8	0.0
Dion Phaneuf	2	0	1	1	0	2	0	0	0	0	0	3	0.0	Erik Cole	2	1	0	1	1	0	0	0	0	0	0	0	0	4	25.0
James van Riemsdyk	2	0	1	1	-2	0	0	0	0	0	0	5	0.0	Trevor Daley	2	1	0	2	0	0	0	0	0	0	0	0	0	1100.0	
Carter Ashton	2	0	0	0	-1	0	0	0	0	0	0	3	0.0	Rich Peverley	2	1	0	1	0	2	0	1	0	0	0	0	4	25.0	
Peter Holland	2	0	0	0	0	0	0	0	0	0	0	1	0.0	Jordie Benn	1	0	1	1	0	0	0	0	0	0	0	0	1	0.0	
Jay McClement	2	0	0	0	-1	2	0	0	0	0	0	1	0.0	Kevin Connauton	1	0	1	1	0	0	0	0	0	0	0	0	0	5	0.0
Mason Raymond	2	0	0	0	-1	0	0	0	0	0	0	1	0.0	Alex Chiasson	2	0	0	0	-1	0	0	0	0	0	0	0	0	4	0.0
Troy Bodie	1	0	0	0	-1	0	0	0	0	0	0	2	0.0	Brenden Dillon	2	0	0	0	0	0	0	0	0	0	0	0	0	3	0.0
Tyler Bozak	1	0	0	0	-4	0	0	0	0	0	0	1	0.0	Vernon Fiddler	2	0	0	0	0	2	0	0	0	0	0	0	0	4	0.0
David Clarkson	1	0	0	0	1	0	0	0	0	0	0	1	0.0	Antoine Roussel	2	0	0	1	12	0	0	0	0	0	0	0	0	3	0.0
Jerry D'Amigo	1	0	0	0	0	0	0	0	0	0	0	1	0.0	Ray Whitney	2	0	0	-1	0	0	0	0	0	0	0	0	0	7	0.0
Mark Fraser	1	0	0	0	-1	2	0	0	0	0	0	0	0.0	Ryan Garbutt	1	0	0	1	6	0	0	0	0	0	0	0	0	0	0.0
Tim Gleason	1	0	0	0	-1	2	0	0	0	0	0	0	0.0	Dustin Jeffrey	1	0	0	0	0	0	0	0	0	0	0	0	0	1	0.0
Joffrey Lupul	1	0	0	0	-1	0	0	0	0	0	0	3	0.0	Jamie Oleksiak	1	0	0	0	0	0	0	0	0	0	0	0	0	1	0.0
Frazier McLaren	1	0	0	0	0	0	0	0	0	0	0	0	0.0	Aaron Rome	1	0	0	1	2	0	0	0	0	0	0	0	0	0	0.0
Colton Orr	1	0	0	0	0	14	0	0	0	0	0	0	0.0																
Paul Ranger	1	0	0	0	-1	0	0	0	0	0	0	0	0.0																
Morgan Rielly	1	0	0	0	-2	0	0	0	0	0	0	2	0.0																

Power Play: 1-5 20.0% / Penalty Killing: 4-6 66.7%

Power Play: 2-6 33.3% / Penalty Killing: 4-5 80.0%

GOALTENDING

MAPLE LEAFS	GP	Min	W-L-OT	SO	GA	SA	SV	GAA	SV%
Jonathan Bernier	2	91	1-1-0	0	5	63	58	3.30	.921
James Reimer	1	33	0-0-0	0	4	15	11	7.19	.733

GOALTENDING

STARS	GP	Min	W-L-OT	SO	GA	SA	SV	GAA	SV%
Kari Lehtonen	2	124	1-0-1	0	4	49	45	1.93	.918

LEAFS VS. DALLAS HISTORY

Leafs All-Time Record:
88-89-28-1

Last Leafs win in Toronto:
Dec. 5, 2013 (3-2 OT)

Last two consecutive Leafs wins:
Nov. 25, 2011 (4-3 SO) & Dec. 5, 2013 (3-2 OT)

Leafs All-Time Home Record:
51-37-17-0

Last Leafs win in Dallas:
Nov. 25, 2011 (4-3 SO)

Last two consecutive Leafs wins in Toronto:
Nov. 22, 2010 (4-1) & Dec. 5, 2013 (3-2 OT)

Leafs All-Time Road Record:
37-52-11-1

Leafs record in shootout:
1-0

Last two consecutive Leafs wins in Dallas:
Apr. 5, 1994 (6-4) & Jan. 30, 1995 (2-1)

MOST RECENT NOTABLES VS. DALLAS

Last Leaf shutdown in Toronto:
Oct. 25, 1999 (4-0) (Curtis Joseph)

Last Leaf hat trick:
Apr. 3, 1985 @ MIN (Bill Derlago)

Last Leaf shutdown in Dallas:
Mar. 26, 1998 (1-0) (Felix Potvin)

Last Opponent hat trick vs. Leafs:
Dec. 23, 2008 vs. DAL (James Neal)

Last opponent shutdown in Toronto:
Dec. 21, 1987 (0-0) (Kari Takko - MIN)

Last Leaf overtime goal:
Dec. 5, 2013 vs. DAL (3-2) SMITH (Lehtonen)

Last opponent shutdown in Dallas:
Oct. 19, 1996 (0-2) (Andy Moog)

Last opponent overtime goal:
Oct. 28, 2009 @ DAL (3-4) Neal (GUSTAVSSON)



LEAFS vs. DETROIT RED WINGS

Summary for MAPLE LEAFS: Won:1 Lost:2 OT:1

at TORONTO MAPLE LEAFS

Date	Team	Opponent	Attend	Goaltenders	W Goal
29 Mar '14	Maple Leafs 2	Red Wings 4	20,270	Bernier vs Howard	Darren Helm
21 Dec '13 **	Maple Leafs 4	Red Wings 5	19,508	Reimer, Bernier vs Gustavsson	Daniel Alfredsson

at DETROIT RED WINGS

Date	Team	Opponent	Attend	Goaltenders	W Goal
18 Mar '14	Maple Leafs 2	Red Wings 3	20,066	Reimer vs Howard	Daniel Alfredsson
01 Jan '14 **	Maple Leafs 3	Red Wings 2	105,491	Bernier vs Howard	Tyler Bozak

Goals by Period:	1st	2nd	3rd	OT	Total	Shots by Period:	1st	2nd	3rd	OT	Total
MAPLE LEAFS	2	4	4	0	10	MAPLE LEAFS	32	41	33	3	109
RED WINGS	4	4	5	0	13	RED WINGS	44	45	46	5	140

INDIVIDUAL SCORING

MAPLE LEAFS	GP	G	A	P	+/-	PIM	PP	SH	GW	GT	EN	S	5%	RED WINGS	GP	G	A	P	+/-	PIM	PP	SH	GW	GT	EN	S	5%
Joffrey Lupul	4	2	2	4	-1	4	1	0	0	0	0	11	18.2	Gustav Nyquist	3	3	1	4	3	0	0	0	0	0	0	13	23.1
Dion Phaneuf	4	1	3	4	2	4	0	0	0	0	0	6	16.7	Daniel Alfredsson	4	2	2	4	4	0	0	0	1	0	1	0	20.0
James van Riemsdyk	4	2	1	3	-3	6	0	0	0	0	0	16	12.5	Darren Helm	1	3	0	3	1	2	0	1	1	0	0	6	50.0
Jake Gardiner	4	1	2	3	-3	0	1	0	0	0	0	9	11.1	Joakim Andersson	3	1	1	2	0	0	0	0	0	0	0	0	33.3
Cody Franson	4	2	0	2	-6	0	0	0	0	0	0	5	40.0	Tomas Jurco	2	1	1	2	1	0	0	0	0	0	0	0	14.3
Phil Kessel	4	0	2	2	-2	4	0	0	0	0	0	0	0	Danny DeKeyser	4	0	2	2	0	0	0	0	0	0	0	0	7.0
Jay McClement	4	0	2	2	-2	2	0	0	0	0	0	1	0.0	Niklas Kronwall	4	0	2	2	4	0	0	0	0	0	0	0	1.0
Morgan Rielly	4	0	2	2	-2	0	0	0	0	0	0	0	7.0	Brendan Smith	4	0	2	2	3	2	0	0	0	0	0	0	5.0
David Clarkson	4	1	0	1	-1	0	0	0	0	0	0	5	20.0	Jakub Kindl	3	0	2	2	0	2	0	0	0	0	0	0	5.0
Tyler Bozak	3	1	0	1	0	0	0	0	0	0	0	2	50.0	Riley Sheahan	3	0	2	2	4	2	0	0	0	0	0	0	3.0
Nikolai Kulemin	4	0	1	1	2	0	0	0	0	0	0	0	5.0	Tomas Tatar	4	1	0	1	3	4	0	0	0	0	0	0	9.1
Carl Gunnarsson	4	0	0	4	0	0	0	0	0	0	0	3	0.0	Pavel Datsyuk	2	1	0	1	-1	0	0	0	0	0	0	0	8.1
Nazem Kadri	4	0	0	-5	0	0	0	0	0	0	0	4	0.0	Justin Abdelkader	1	1	0	1	0	2	0	0	0	0	0	0	33.3
Mason Raymond	4	0	0	-2	2	0	0	0	0	0	0	11	0.0	Kyle Quincey	4	0	1	1	2	4	0	0	0	0	0	0	4.0
Troy Bodie	3	0	0	0	0	0	0	0	0	0	0	1	0.0	Johan Franzén	2	0	1	1	2	2	0	0	0	0	0	0	6.0
Jerry D'Amigo	3	0	0	-2	0	0	0	0	0	0	0	2	0.0	David Legwand	2	0	1	1	2	2	0	0	0	0	0	0	4.0
Peter Holland	3	0	0	0	0	0	0	0	0	0	0	2	0.0	Jordin Tootoo	1	0	1	1	0	0	0	0	0	0	0	0	2.0
Tim Gleason	2	0	0	-1	2	0	0	0	0	0	0	0	0.0	Henrik Zetterberg	1	0	1	1	0	0	0	0	0	0	0	0	6.0
Paul Ranger	2	0	0	-2	0	0	0	0	0	0	0	1	0.0	Todd Bertuzzi	4	0	0	-2	0	0	0	0	0	0	0	0	5.0
Dave Bolland	1	0	0	-1	4	0	0	0	0	0	0	0	0.0	Luke Glendening	4	0	0	-1	2	0	0	0	0	0	0	0	5.0
John-Michael Liles	1	0	0	-2	0	0	0	0	0	0	0	0	0.0	Brian Lashoff	4	0	0	-1	2	0	0	0	0	0	0	0	2.0
Colton Orr	1	0	0	0	0	0	0	0	0	0	0	0	0.0	Drew Miller	4	0	0	0	-1	2	0	0	0	0	0	0	9.0
Jerred Smithson	1	0	0	-1	0	0	0	0	0	0	0	0	0.0	Daniel Cleary	2	0	0	-2	0	0	0	0	0	0	0	0	5.0

Power Play: 2-12 16.7% / Penalty Killing: 12-12 100.0%

GOALTENDING

MAPLE LEAFS	GP	Min	W-L-OT	SO	GA	SA	SV	GAA	SV%
Jonathan Bernier	3	168	1-1-1	0	7	97	90	2.50	.928
James Reimer	2	78	0-1-0	0	6	43	37	4.63	.860

GOALTENDING

RED WINGS	GP	Min	W-L-OT	SO	GA	SA	SV	GAA	SV%
Jimmy Howard	3	185	2-0-1	0	6	86	80	1.95	.930
Jonas Gustavsson	1	65	1-0-0	0	4	23	19	3.69	.826

Power Play: 0-12 0.0% / Penalty Killing: 10-12 83.3%

LEAFS VS. DETROIT HISTORY

Leafs All-Time Record: 277-277-93-1	Last Leafs win in Toronto: Jan. 7, 2012 (4-3)	Last two consecutive Leafs wins: Oct. 9, 2008 (3-2) & Nov. 7, 2009 (5-1)
Leafs All-Time Home Record: 167-106-47-1	Last Leafs win in Detroit: Jan. 1, 2014 (3-2 SO - Winter Classic)	Last two consecutive Leafs wins in Toronto: Nov. 7, 2009 (5-1) & Jan. 7, 2012 (4-3)
Leafs All-Time Road Record: 110-171-46-0	Leafs record in shootout: 1-1	Last two consecutive Leafs wins in Detroit: Mar. 16, 2000 (4-3 OT) & Dec. 6, 200 (3-0)

MOST RECENT NOTABLES VS. DETROIT

Last Leaf shutdown in Toronto: Nov. 15, 1986 (6-0) (Allan Bester)	Last Leaf hat trick: Mar. 4, 1994 @ DET (Wendel Clark)
Last Leaf shutdown in Detroit: Dec. 6, 2000 (3-0) (Curtis Joseph)	Last opponent hat trick vs. Leafs: Mar. 29, 2014 @ DET (Darren Helm)
Last opponent shutdown in Toronto: Jan. 3, 1976 (0-1) (Jim Rutherford)	Last Leaf overtime goal: Feb. 9, 2008 vs. DET (3-2) ANTROPOV (Hasek)
Last opponent shutdown in Detroit: Oct. 25, 1991 (0-4) (Riendeau/Cheveldae)	Last opponent overtime goal: Mar. 20, 1996 vs. DET (3-4) McCarty (BEAUPRE)



LEAFS vs. EDMONTON OILERS

Summary for MAPLE LEAFS: Won: 2 Lost: 0 OT: 0

at TORONTO MAPLE LEAFS

Date	Team	Opponent	Attend	Goaltenders	W Goal
12 Oct '13 *	Maple Leafs 6	Oilers 5	19,379	Bernier vs. Dubnyk	Dave Bolland

at EDMONTON OILERS

Date	Team	Opponent	Attend	Goaltenders	W Goal
29 Oct '13	Maple Leafs 4	Oilers 0	16, 839	Reimer vs. Bachman	Phil Kessel
* - Overtime ** - Shootout					

Goals by Period:	1st	2nd	3rd	OT	Total	tShots by Period:	1st	2nd	3rd	OT	Total
MAPLE LEAFS	3	3	3	1	10	MAPLE LEAFS	22	13	15	2	52
OILERS	2	1	2	0	5	OILERS	20	27	27	0	74

INDIVIDUAL SCORING

MAPLE LEAFS	GP	G	A	P	+	-	PIM	PP	SH	GW	GT	EN	S	%	OILERS	GP	G	A	P	+	-	PIM	PP	SH	GW	GT	EN	S	%			
Nazem Kadri	2	2	3	5	5	0	0	0	0	0	0	0	8	25.0	Mark Arcobello	2	0	3	3	2	0	0	0	0	0	0	0	0	0	0	4	0.0
Phil Kessel	2	2	3	5	5	0	0	0	1	0	0	0	7	28.6	Ryan Smyth	1	2	0	2	2	0	0	0	0	0	0	0	0	0	0	6	33.3
James van Riemsdyk	2	3	0	3	5	2	1	0	0	0	0	0	5	60.0	Jordan Eberle	2	1	1	2	0	0	0	0	0	0	0	0	0	0	0	7	14.3
Dion Phaneuf	2	0	3	3	5	0	0	0	0	0	0	0	2	0.0	Taylor Hall	1	0	2	2	1	0	0	0	0	0	0	0	0	0	0	1	0.0
Mason Raymond	2	0	3	0	0	0	0	0	0	0	0	0	4	0.0	Boyd Gordon	2	1	0	1	-1	0	0	0	0	0	0	0	0	0	4	25.0	
Joffrey Lupul	2	2	0	2	2	0	0	0	0	0	0	0	8	25.0	Ryan Nugent-Hopkins	2	1	0	1	-4	0	1	0	0	0	0	0	0	0	6	16.7	
Cody Franson	2	0	2	-1	2	0	0	0	0	0	0	0	4	0.0	Anton Belov	2	0	1	-3	0	0	0	0	0	0	0	0	0	0	5	0.0	
Dave Bolland	2	1	0	-1	2	0	0	1	0	0	0	0	4	25.0	Justin Schultz	2	0	1	-3	0	0	0	0	0	0	0	0	0	0	1	0.0	
Jake Gardiner	2	0	1	3	2	0	0	0	0	0	0	0	1	0.0	David Perron	1	0	1	-3	4	0	0	0	0	0	0	0	0	0	3	0.0	
Morgan Rielly	2	0	1	1	0	2	0	0	0	0	0	0	0	0.0	Will Acton	2	0	0	-1	0	0	0	0	0	0	0	0	0	0	1	0.0	
Tyler Bozak	1	0	1	2	0	0	0	0	0	0	0	0	1	0.0	Andrew Ference	2	0	0	0	0	0	0	0	0	0	0	0	0	0	0	1	0.0
David Broll	1	0	1	1	1	0	0	0	0	0	0	0	0	0.0	Luke Gazdic	2	0	0	0	10	0	0	0	0	0	0	0	0	0	3	0.0	
Carter Ashton	2	0	0	-1	0	0	0	0	0	0	0	0	1	0.0	Ales Hemsky	2	0	0	-1	0	0	0	0	0	0	0	0	0	0	0	0	0.0
Carl Gunnarsson	2	0	0	2	0	0	0	0	0	0	0	0	1	0.0	Jeff Petry	2	0	0	-2	0	0	0	0	0	0	0	0	0	0	0	3	0.0
Jay McClement	2	0	0	-1	0	0	0	0	0	0	0	0	1	0.0	Nick Schultz	2	0	0	0	0	0	0	0	0	0	0	0	0	0	2	0.0	
Colton Orr	2	0	0	-1	12	0	0	0	0	0	0	0	0	0.0	Ladislav Smid	2	0	0	-1	0	0	0	0	0	0	0	0	0	0	0	0.0	
Paul Ranger	2	0	0	0	1	0	0	0	0	0	0	0	2	0.0	Mike Brown	1	0	0	0	0	0	0	0	0	0	0	0	0	0	0	0.0	
David Clarkson	1	0	0	0	0	0	0	0	0	0	0	0	2	0.0	Ben Eager	1	0	0	0	0	0	0	0	0	0	0	0	0	0	1	0.0	
Josh Leivo	1	0	0	-1	0	0	0	0	0	0	0	0	0	0.0	Sam Gagner	1	0	0	-3	2	0	0	0	0	0	0	0	0	0	3	0.0	
Frazer McLaren	1	0	0	0	0	0	0	0	0	0	0	0	0	0.0	Denis Grebeshkov	1	0	0	-1	0	0	0	0	0	0	0	0	0	0	1	0.0	
Trevor Smith	1	0	0	0	0	0	0	0	0	0	0	0	1	0.0	Jesse Joensuu	1	0	0	-2	2	0	0	0	0	0	0	0	0	0	1	0.0	
Power Play: 1-4 25.0% / Penalty Killing: 4-5 80.0%																																

MAPLE LEAFS GOALTENDING												OILERS GOALTENDING											
Player	GP	Min	W-L-OT	SO	GA	SA	SV	GAA	SV%	Player	GP	Min	W-L-OT	SO	GA	SA	SV	GAA	SV%				
James Reimer	1	60	1-0-0	1	0	43	43	0.00	1.000	Richard Bachman	1	60	0-1-0	0	4	26	22	4.00	.846				
Jonathan Bernier	1	62	1-0-0	0	5	31	26	4.86	.839	Devan Dubnyk	1	62	0-0-1	0	6	26	20	5.79	.769				

LEAFS VS. EDMONTON HISTORY

Leafs All-Time Record: 43-40-8-1	Last Leafs win in Toronto: Oct. 12, 2013 (6-5 OT)	Last two consecutive Leafs wins: Oct. 12, 2013 (6-5 OT) & Oct. 29, 2013 (4-0)
Leafs All-Time Home Record: 24-17-2-0	Last Leafs win in Edmonton: Oct. 29, 2013 (4-0)	Last two consecutive Leafs wins in Toronto: Feb. 6, 2012 (6-3) & Oct. 12, 2013 (6-5 OT)
Leafs All-Time Road Record: 19-23-6-1	Leafs record in shootout: 0-0	Last two consecutive Leafs wins in Edmonton: Feb. 15, 2012 (4-3 OT) & Oct. 29, 2013 (6-5 OT)

MOST RECENT NOTABLES VS. EDMONTON

Last Leaf shutdown in Toronto: Never	Last Leaf hat trick: Apr. 1, 1999 @ EDM (Sergei Berezin)
Last Leaf shutdown in Edmonton: Oct. 29, 2013 (4-0) (James Reimer)	Last opponent hat trick vs. Leafs: Feb. 19, 1997 @ EDM (Mariusz Czerkawski)
Last opponent shutdown in Toronto: Dec. 2, 2010 (0-5) (Nikolai Khabibulin)	Last Leaf overtime goal: Oct. 12, 2013 vs. EDM (6-5) BOLLAND (Dubnyk)
Last opponent shutdown in Edmonton: Mar. 7, 2001 (0-4) (Tommy Salo)	Last opponent overtime goal: Dec. 28, 2002 @ EDM (2-3) Marchant (BELFOUR)



LEAFS vs. FLORIDA PANTHERS

Summary for MAPLE LEAFS: Won:1 Lost: 3 OT: 0

at TORONTO MAPLE LEAFS

Date	Team	Opponent	Attend	Goaltenders	W Goal
30 Jan '14	Maple Leafs 6	Panthers 3	19,448	Bernier vs Clemmensen	Nikolai Kulemin
17 Dec '13	Maple Leafs 1	Panthers 3	19,076	Reimer vs Clemmensen	Sean Bergenheim

at FLORIDA PANTHERS

Date	Team	Opponent	Attend	Goaltenders	W Goal
10 Apr '14	Maple Leafs 2	Panthers 4	13,110	MacIntyre vs Luongo	Nick Bjugstad
04 Feb '14	Maple Leafs 1	Panthers 4	15,583	Bernier vs Thomas	Jesse Winchester

* - Overtime ** - Shootout

Goals by Period:	1st	2nd	3rd	OT	Total	Shots by Period:	1st	2nd	3rd	OT	Total
MAPLE LEAFS	1	3	6	0	10	MAPLE LEAFS	28	35	48	0	111
PANTHERS	4	4	6	0	14	PANTHERS	48	59	39	0	146

INDIVIDUAL SCORING

MAPLE LEAFS	GP	G	A	P	+	-	PIM	PP	SH	GW	GT	EN	S	5%	PANTHERS	GP	G	A	P	+	-	PIM	PP	SH	GW	GT	EN	S	5%		
Nazem Kadri	4	0	4	4	0	0	0	0	0	0	0	0	10	0.0	Tomas Fleischmann	3	1	0	1	-1	2	0	0	0	0	0	0	0	15	6.7	
Tyler Bozak	3	2	1	3	-4	0	0	0	0	0	0	0	7	28.6	Shawn Matthias	3	1	0	1	-1	0	0	0	0	0	0	0	0	6	16.7	
James van Riemsdyk	4	1	2	3	-4	2	1	0	0	0	0	0	11	9.1	Marcel Goc	3	0	1	1	0	0	0	0	0	0	0	0	0	10	0.0	
Mason Raymond	4	2	0	2	-2	0	0	0	0	0	0	0	11	18.2	Jonathan Huberdeau	3	0	1	1	-1	0	0	0	0	0	0	0	0	0	4	0.0
Joffrey Lupul	3	1	1	2	0	0	1	0	0	0	0	0	9	11.1	Tomas Kopecky	3	0	1	1	-3	0	0	0	0	0	0	0	0	6	0.0	
Jake Gardiner	4	0	2	2	0	5	0	0	0	0	0	0	2	0.0	Filip Kubsa	3	0	1	1	-2	4	0	0	0	0	0	0	0	5	0.0	
Phil Kessel	4	0	2	2	-6	2	0	0	0	0	0	0	12	0.0	Brian Campbell	3	0	0	0	-3	2	0	0	0	0	0	0	0	0	9	0.0
Cody Franson	4	1	0	1	-3	0	0	0	0	0	0	0	7	14.3	Peter Mueller	3	0	0	0	-4	0	0	0	0	0	0	0	0	0	10	0.0
Nikolai Kulemin	4	1	0	1	0	2	0	1	0	0	0	0	2	50.0	Drew Shore	3	0	0	0	-3	0	0	0	0	0	0	0	0	0	8	0.0
David Clarkson	3	1	0	1	-1	4	0	0	0	0	0	0	5	20.0	Tyson Strachan	3	0	0	0	-3	5	0	0	0	0	0	0	0	0	4	0.0
Paul Ranger	1	1	0	1	-1	0	0	0	0	0	0	0	0	100.0	Erik Gudbranson	2	0	0	0	1	2	0	0	0	0	0	0	0	2	0.0	
Troy Bodie	4	0	1	1	0	2	0	0	0	0	0	0	3	0.0	Quinton Howden	2	0	0	0	-1	0	0	0	0	0	0	0	0	6	0.0	
Dion Phaneuf	4	0	1	1	-2	11	0	0	0	0	0	0	12	0.0	Dmitry Kulikov	2	0	0	0	-1	0	0	0	0	0	0	0	0	3	0.0	
Morgan Rielly	4	0	1	1	-1	0	0	0	0	0	0	0	3	0.0	George Parros	2	0	0	0	-1	5	0	0	0	0	0	0	0	2	0.0	
Tim Gleason	3	0	1	1	-2	4	0	0	0	0	0	0	2	0.0	Jack Skille	2	0	0	0	0	0	0	0	0	0	0	0	0	3	0.0	
Peter Holland	2	0	1	1	1	2	0	0	0	0	0	0	4	0.0	Jerred Smithson	2	0	0	0	0	0	0	0	0	0	0	0	0	0	2	0.0
Carl Gunnarsson	4	0	0	0	-2	0	0	0	0	0	0	0	3	0.0	Scottie Upshall	2	0	0	0	0	0	0	0	0	0	0	0	0	5	0.0	
Jay McClement	4	0	0	0	-1	0	0	0	0	0	0	0	3	0.0	Mike Weaver	2	0	0	0	-2	0	0	0	0	0	0	0	0	1	0.0	
Colton Orr	3	0	0	0	1	12	0	0	0	0	0	0	0	0.0	Nick Bjugstad	1	0	0	0	-2	0	0	0	0	0	0	0	0	2	0.0	
Trevor Smith	2	0	0	0	0	0	0	0	0	0	0	0	0	0.0	TJ Brennan	1	0	0	0	-2	0	0	0	0	0	0	0	0	1	0.0	
Carter Ashton	1	0	0	0	0	0	0	0	0	0	0	0	1	0.0	Alex Kovalev	1	0	0	0	0	2	0	0	0	0	0	0	0	1	0.0	
Jerry D'Amigo	1	0	0	0	0	0	0	0	0	0	0	0	1	0.0	Alex Petrovic	1	0	0	0	-1	14	0	0	0	0	0	0	0	1	0.0	
Mark Fraser	1	0	0	0	1	0	0	0	0	0	0	0	1	0.0	Greg Rallo	1	0	0	0	0	0	0	0	0	0	0	0	0	1	0.0	
Jerred Smithson	1	0	0	0	0	0	0	0	0	0	0	0	1	0.0	Colby Robak	1	0	0	0	1	2	0	0	0	0	0	0	0	0	0.0	

Power Play: 2-7 28.6% / Penalty Killing: 11-12 91.7%

Power Play: 1-12 8.3% / Penalty Killing: 5-7 71.4%

MAPLE LEAFS	GP	Min	W-L-OT	SO	GA	SA	SV	GAA	SV%	MAPLE LEAFS	GP	Min	W-L-OT	SO	GA	SA	SV	GAA	SV%
Jonathan Bernier	2	120	1-1-0	0	6	85	79	3.01	.929	Tim Thomas	1	60	1-0-0	0	1	21	20	1.00	.952
Drew MacIntyre	1	59	0-1-0	0	4	37	33	4.10	.892	Roberto Luongo	1	60	1-0-0	0	2	29	27	2.00	.931
James Reimer	1	58	0-1-0	0	3	23	20	3.11	.870	Scott Clemmensen	2	120	1-1-0	0	7	61	54	3.50	.885

LEAFS VS. FLORIDA HISTORY

Leafs All-Time Record: 33-25-7-2	Last Leafs win in Toronto: Jan. 30, 2014 (6-3)	Last two consecutive Leafs wins: Mar. 26, 2013 (3-2) & Apr. 25, 2013 (4-0)
Leafs All-Time Home Record: 18-11-2-1	Last Leafs win in Florida: Apr. 25, 2013 (4-0)	Last two consecutive Leafs wins in Toronto: Oct. 26, 2010 (3-1) & Feb. 1, 2011 (4-3 50)
Leafs All-Time Road Record: 15-14-5-1	Leafs record in shootout: 3-0	Last two consecutive Leafs wins in Florida: Feb. 18, 2013 (3-0) & Apr. 25, 2013 (4-0)

MOST RECENT NOTABLES VS. FLORIDA

Last Leaf shutdown in Toronto: Mar. 9, 2004 (5-0) (Ed Belfour)	Last Leaf hat trick: Apr. 11, 2006 vs. FLA (Mats Sundin - 4 goals)
Last Leaf shutdown in Florida: Apr. 25, 2013 (4-0) (James Reimer)	Last opponent hat trick vs. Leafs: Feb. 5, 2008 vs. FLA (Richard Zednik)
Last opponent shutdown in Toronto: Feb. 5, 2008 (0-8) (Tomas Vokoun)	Last Leaf overtime goal: Dec. 22, 2007 @ FLA (Z-1) KUBINA (Vokoun)
Last opponent shutdown in Florida: Mar. 17, 2011 (0-4) (Scott Clemmensen)	Last opponent overtime goal: Feb. 10, 2009 vs. FLA (4-5) Zednik (TOSKALA)



LEAFS vs. LOS ANGELES KINGS

Summary for MAPLE LEAFS: Won: 1 Lost: 1 OT: 0

at TORONTO MAPLE LEAFS

Date	Team	Opponent	Attend	Goaltenders	W Goal
11 Dec '13	Maple Leafs 1	Kings 3	19,375	Bernier vs Jones	Jeff Carter

at LOS ANGELES KINGS

Date	Team	Opponent	Attend	Goaltenders	W Goal
13 Mar '14	Maple Leafs 3	Kings 2	18,319	Reimer, Bernier vs Quick	Mason Raymond

Goals by Period:	1st	2nd	3rd	OT	Total	Shots by Period:	1st	2nd	3rd	OT	Total
MAPLE LEAFS	1	2	1	0	4	MAPLE LEAFS	26	18	24	0	68
KINGS	3	0	2	0	5	KINGS	18	25	21	0	64

INDIVIDUAL SCORING

MAPLE LEAFS	GP	G	A	P	+	-	PP	SH	GW	GT	EN	S	5%	KINGS	GP	G	A	P	+	-	PIM	PP	SH	GW	GT	EN	S	5%	
Cody Franson	2	1	1	2	2	0	1	0	0	0	0	2	50.0	Drew Doughty	2	1	2	3	0	2	1	0	0	0	0	0	5	20.0	
Nazem Kadri	2	0	2	2	0	0	0	0	0	0	0	2	0.0	Jeff Carter	2	1	1	2	0	0	0	0	1	0	0	1	7	14.3	
Carl Gunnarsson	2	1	0	1	0	0	0	0	0	0	0	5	20.0	Marian Gaborik	1	1	1	2	-1	2	0	0	0	0	0	0	0	6	16.7
Mason Raymond	2	1	0	1	1	0	0	1	1	0	0	3	33.3	Mike Richards	2	0	2	2	1	0	0	0	0	0	0	0	0	3	0.0
Dion Phaneuf	1	1	0	1	-1	0	1	0	0	0	0	1	100.0	Kyle Clifford	2	1	0	1	1	0	0	0	0	0	0	0	0	4	25.0
Jake Gardiner	2	0	1	1	0	0	0	0	0	0	0	2	0.0	Anze Kopitar	2	1	0	1	-1	0	1	0	0	0	0	0	0	6	16.7
Phil Kessel	2	0	1	1	0	0	0	0	0	0	0	6	0.0	Jordan Nolan	2	0	1	1	5	0	0	0	0	0	0	0	0	0	0.0
Morgan Rielly	2	0	1	1	-1	0	0	0	0	0	0	5	0.0	Tyler Toffoli	2	0	1	1	1	0	0	0	0	0	0	0	0	4	0.0
James van Riemsdyk	2	0	1	1	-2	0	0	0	0	0	0	13	0.0	Slava Voynov	2	0	1	1	0	4	0	0	0	0	0	0	0	4	0.0
David Clarkson	2	0	0	-2	2	0	0	0	0	0	0	6	0.0	Justin Williams	2	0	1	1	0	0	0	0	0	0	0	0	0	8	0.0
Nikolai Kulemin	2	0	0	-1	0	0	0	0	0	0	0	5	0.0	Dustin Brown	2	0	0	0	0	0	0	0	0	0	0	0	0	4	0.0
Joffrey Lupul	2	0	0	0	4	0	0	0	0	0	0	9	0.0	Dwight King	2	0	0	0	0	0	0	0	0	0	0	0	0	0	0.0
Jay McClement	2	0	0	0	0	0	0	0	0	0	0	1	0.0	Alec Martinez	2	0	0	0	2	0	0	0	0	0	0	0	0	2	0.0
Paul Ranger	2	0	0	-1	2	0	0	0	0	0	0	3	0.0	Willie Mitchell	2	0	0	0	1	2	0	0	0	0	0	0	0	2	0.0
Troy Bodie	1	0	0	0	0	0	0	0	0	0	0	0	0.0	Jake Muzzin	2	0	0	0	1	2	0	0	0	0	0	0	0	5	0.0
Tyler Bozak	1	0	0	0	2	0	0	0	0	0	0	1	0.0	Robyn Regehr	2	0	0	0	0	0	0	0	0	0	0	0	0	1	0.0
Jerry D'Amigo	1	0	0	0	0	0	0	0	0	0	0	0	0.0	Jarret Stoll	2	0	0	0	2	0	0	0	0	0	0	0	1	0.0	
Mark Fraser	1	0	0	-1	0	0	0	0	0	0	0	1	0.0	Daniel Carillo	1	0	0	0	1	0	0	0	0	0	0	0	1	0.0	
Tim Gleason	1	0	0	0	2	0	0	0	0	0	0	1	0.0	Colin Fraser	1	0	0	0	0	0	0	0	0	0	0	0	1	0.0	
Peter Holland	1	0	0	0	2	0	0	0	0	0	0	1	0.0	Trevor Lewis	1	0	0	-1	0	0	0	0	0	0	0	0	0	0	0.0
Frazer McLaren	1	0	0	0	5	0	0	0	0	0	0	0	0.0	Power Play: 2-6 33.3% / Penalty Killing: 4-6 66.7%															
Colton Orr	1	0	0	0	0	0	0	0	0	0	0	0	0.0																
Trevor Smith	1	0	0	-1	0	0	0	0	0	0	0	1	0.0																

Power Play: 2-6 33.3% / Penalty Killing: 4-6 66.7%

GOALTENDING

MAPLE LEAFS	GP	Min	W-L-OT	SO	GA	SA	SV	GAA	SV%
James Reimer	1	40	1-0-0	0	0	31	31	0.00	1.000
Jonathan Bernier	2	78	0-1-0	0	5	33	28	3.83	.848

GOALTENDING

KINGS	GP	Min	W-L-OT	SO	GA	SA	SV	GAA	SV%
Martin Jones	1	60	1-0-0	0	1	39	38	1.00	.974
Jonathan Quick	1	59	0-1-0	0	3	29	26	3.07	.897

LEAFS VS. LOS ANGELES HISTORY

Leafs All-Time Record:
59-60-21-1

Last Leafs win in Toronto:
Nov. 12, 2002 (4-3 OT)

Last two consecutive Leafs wins:
Dec. 2, 1998 (3-1) & Jan. 29, 2000 (3-2)

Leafs All-Time Home Record:
35-25-11-1

Last Leafs win in Los Angeles:
Mar. 13, 2014 (3-2)

Last two consecutive Leafs wins in Toronto:
Dec. 2, 1998 (3-1) & Jan. 29, 2000 (3-2)

Leafs All-Time Road Record:
24-35-10-0

Leafs record in shootout:
0-0

Last two consecutive Leafs wins in Los Angeles:
Jan. 10, 2011 (3-2) & Mar. 13, 2014 (3-2)

MOST RECENT NOTABLES VS. LOS ANGELES

Last Leaf shutdown in Toronto:
Mar. 27, 1978 (3-0) (Mike Palmateer)

Last Leaf hat trick:
Jan. 6, 1990 vs. LAK (Daniel Marois)

Last Leaf shutdown in Los Angeles:
Dec. 10, 1977 (3-0) (Mike Palmateer)

Last opponent hat trick vs. Leafs:
Dec. 1, 1988 @ LAK (Dave Taylor)

Last opponent shutdown in Toronto:
Mar. 2, 1981 (0-1) (Mario Lessard)

Last Leaf overtime goal:
Nov. 12, 2002 vs. LAK (4-3) SUNDIN (Storr)

Last opponent shutdown in Los Angeles:
Feb. 20, 1988 (0-3) (Rollie Melanson)

Last opponent overtime goal:
Dec. 19, 2011 vs. LAK (2-3) Brown (REIMER)



LEAFS vs. MINNESOTA WILD

Summary for MAPLE LEAFS: Won: 1 Lost: 0 OT: 1

at TORONTO MAPLE LEAFS

Date	Team	Opponent	Attend	Goaltenders	W Goal
15 Oct '13	Maple Leafs 4	Wild 1	19,283	Reimer vs Harding, Kuemper	Trevor Smith

at MINNESOTA WILD

Date	Team	Opponent	Attend	Goaltenders	W Goal
13 Nov '13 **	Maple Leafs 1	Wild 2	17,897	Bernier vs Harding, Backstrom	Zach Parise

* - Overtime ** - Shootout

Goals by Period:	1st	2nd	3rd	OT	Total	Shots by Period:	1st	2nd	3rd	OT	Total
MAPLE LEAFS	2	2	1	0	5	MAPLE LEAFS	10	10	14	3	37
WILD	1	0	1	0	2	WILD	23	20	28	0	71

INDIVIDUAL SCORING

MAPLE LEAFS	GP	G	A	P	+-	PIM	PP	SH	GW	GT	EN	S	5%	WILD	GP	G	A	P	+-	PIM	PP	SH	GW	GT	EN	S	5%	
Mason Raymond	2	3	0	3	0	2	2	0	0	0	1	7	42.9	Zach Parise	2	1	1	2	0	2	0	0	0	0	0	11	9.1	
Morgan Rielly	2	0	3	3	0	0	0	0	0	0	0	3	0.0	Mikko Koivu	2	0	2	2	0	0	0	0	0	0	0	0	6	0.0
Cody Franson	2	0	2	2	1	2	0	0	0	0	0	4	0.0	Jason Pominville	2	1	0	1	-1	0	1	0	0	0	0	0	9	11.1
Nazem Kadri	2	0	2	2	0	14	0	0	0	0	0	2	0.0	Charlie Coyle	1	0	1	1	1	7	0	0	0	0	0	0	1	0.0
Tyler Bozak	1	1	0	1	1	2	1	0	0	0	0	1	100.0	Jonas Brodin	2	0	0	-1	0	0	0	0	0	0	0	0	0	0.0
Trevor Smith	1	0	1	1	0	0	0	1	0	0	2	50.0	Kyle Brodziak	2	0	0	-1	2	0	0	0	0	0	0	0	2	0.0	
Phil Kessel	2	0	1	1	0	0	0	0	0	0	0	4	0.0	Matt Cooke	2	0	0	0	0	0	0	0	0	0	0	0	3	0.0
Dave Bolland	1	0	1	1	0	0	0	0	0	0	1	0.0	Justin Fontaine	2	0	0	0	0	0	0	0	0	0	0	0	2	0.0	
Carter Ashton	2	0	0	1	0	0	0	0	0	0	0	1	0.0	Mikael Granlund	2	0	0	0	2	0	0	0	0	0	0	0	5	0.0
Jake Gardiner	2	0	0	0	2	0	0	0	0	0	0	2	0.0	Dany Heatley	2	0	0	0	2	0	0	0	0	0	0	0	3	0.0
Carl Gunnarsson	2	0	0	1	0	0	0	0	0	0	0	1	0.0	Zenon Konopka	2	0	0	-1	2	0	0	0	0	0	0	1	0.0	
Joffrey Lupul	2	0	0	0	5	0	0	0	0	0	1	0.0	Torrey Mitchell	2	0	0	-1	0	0	0	0	0	0	0	0	5	0.0	
Jay McClement	2	0	0	0	2	0	0	0	0	0	1	0.0	Nino Niederreiter	2	0	0	0	4	0	0	0	0	0	0	0	7	0.0	
Colton Orr	2	0	0	1	0	0	0	0	0	0	0	0.0	Nate Prosser	2	0	0	0	0	0	0	0	0	0	0	0	1	0.0	
Dion Phaneuf	2	0	0	1	2	0	0	0	0	0	0	0.0	Marco Scandella	2	0	0	0	0	0	0	0	0	0	0	0	0	0.0	
Paul Ranger	2	0	0	-1	2	0	0	0	0	0	0	0.0	Jared Spurgeon	2	0	0	-1	0	0	0	0	0	0	0	0	6	0.0	
David Broll	1	0	0	0	0	0	0	0	0	0	0	0.0	Clayton Stoner	2	0	0	0	0	0	0	0	0	0	0	0	3	0.0	
David Clarkson	1	0	0	0	0	0	0	0	0	0	1	0.0	Ryan Suter	2	0	0	0	0	0	0	0	0	0	0	0	6	0.0	
Mark Fraser	1	0	0	0	2	0	0	0	0	0	0	0.0	Stephane Veilleux	1	0	0	-1	0	0	0	0	0	0	0	0	0	0.0	
Nikolai Kulemin	1	0	0	0	0	0	0	0	0	0	0	0.0	Power Play: 1-10 10.0% / Penalty Killing: 3-6 50.0%															
Josh Leivo	1	0	0	0	0	0	0	0	0	0	1	0.0																
Jerred Smithson	1	0	0	0	2	0	0	0	0	0	1	0.0																
James van Riemsdyk	1	0	0	-1	0	0	0	0	0	0	4	0.0																

Power Play: 3-6 50.0% / Penalty Killing: 9-10 90.0%

GOALTENDING

MAPLE LEAFS	GP	Min	W-L-OT	SO	GA	SA	SV	GAA	SV%
James Reimer	1	60	1-0-0	0	1	37	36	1.00	.973
Jonathan Bernier	1	65	0-0-1	0	1	34	33	0.93	.971

GOALTENDING

WILD	GP	Min	W-L-OT	SO	GA	SA	SV	GAA	SV%
Josh Harding	2	81	1-0-0	0	1	26	25	0.74	.962
Niklas Backstrom	1	11	0-0-0	0	0	3	3	0.00	1.000
Darcy Kuemper	1	32	0-1-0	0	3	7	4	5.56	.571

LEAFS VS. MINNESOTA HISTORY

Leafs All-Time Record: 8-3-0-1	Last Leafs win in Toronto: Oct. 15, 2013 (4-1)	Last two consecutive Leafs wins: Jan. 19, 2012 (4-1) & Oct. 15, 2013 (4-1)
Leafs All-Time Home Record: 6-1-0-0	Last Leafs win in Minnesota: Mar. 22, 2011 (3-0)	Last two consecutive Leafs wins in Toronto: Jan. 19, 2012 (4-1) & Oct. 15, 2013 (4-1)
Leafs All-Time Road Record: 2-2-0-1	Leafs record in shootout: 0-1	Last two consecutive Leafs wins in Minnesota: Never

MOST RECENT NOTABLES VS. MINNESOTA

Last Leaf shutout in Toronto: Never	Last Leaf hat trick: Never
Last Leaf shutout in Minnesota: Mar. 22, 2011 (3-0) (James Reimer)	Last opponent hat trick vs. Leafs: Never
Last opponent shutout in Toronto: Never	Last Leaf overtime goal: Never
Last opponent shutout in Minnesota: Never	Last opponent overtime goal: Never



LEAFS vs. MONTREAL CANADIENS

Summary for MAPLE LEAFS: Won:2 Lost: 2 OT: 1

at TORONTO MAPLE LEAFS

Date	Team	Opponent	Attend
22 Mar '14	Maple Leafs 3	Canadiens 4	19,789
18 Jan '14	Maple Leafs 5	Canadiens 3	19,667

Goaltenders
Reimer vs Price
Bernier vs Price

W Goal
Tomas Plekanec
James van Riemsdyk

at MONTREAL CANADIENS

Date	Team	Opponent	Attend
01 Mar '14 *	Maple Leafs 3	Canadiens 4	21,273
30 Nov '13	Maple Leafs 2	Canadiens 4	21,273
01 Oct '13	Maple Leafs 4	Canadiens 3	21,273

Goaltenders
Bernier vs Budaj
Bernier vs Price
Reimer vs Price

W Goal
Max Pacioretty
Tomas Plekanec
Mason Raymond

Goals by Period:	1st	2nd	3rd	OT	Total	Shots by Period:	1st	2nd	3rd	OT	Total
MAPLE LEAFS	5	6	6	0	17	MAPLE LEAFS	56	53	55	1	165
CANADIENS	10	3	4	1	18	CANADIENS	67	54	50	4	175

INDIVIDUAL SCORING

MAPLE LEAFS	GP	G	A	P	+/-	PP	SH	GW	GT	EN	S	%	CANADIENS	GP	G	A	P	+/-	PP	SH	GW	GT	EN	S	%		
Phil Kessel	5	2	5	7	-2	2	0	0	0	0	0	23	8.7	Max Pacioretty	5	2	7	-3	2	2	1	1	0	0	29	17.2	
Mason Raymond	5	3	6	0	0	1	0	1	0	0	20	15.0	P.K. Subban	5	2	4	6	0	2	1	0	0	0	0	19	10.5	
James van Riemsdyk	5	0	5	-2	6	1	1	1	0	0	26	19.2	Andrei Markov	5	0	5	0	4	0	0	0	0	0	0	11	0.0	
Tyler Bozak	5	2	3	5	-2	2	0	1	0	0	13	15.4	Lars Eller	5	2	2	4	-2	2	0	0	0	0	0	9	22.2	
Joffrey Lupul	4	2	2	4	3	0	0	0	0	0	1	7	28.6	Brian Gionta	5	2	2	4	0	0	0	0	0	0	0	13	15.4
Nazem Kadri	5	1	3	4	1	4	1	0	0	0	9	11.1	David Desharnais	5	1	3	4	-1	4	0	0	0	0	0	6	16.7	
Dion Phaneuf	5	1	1	2	2	8	0	0	0	0	10	10.0	Alex Galchenyuk	4	1	2	3	2	2	0	0	0	0	0	4	25.0	
Cody Franson	4	1	2	1	2	0	0	0	0	0	7	14.3	Brendan Gallagher	5	2	0	2	2	0	1	0	0	0	0	14	14.3	
Nikolai Kulemin	5	0	2	2	0	0	0	0	0	0	4	0.0	Tomas Plekanec	5	2	0	2	0	8	0	2	0	0	10	20.0		
Troy Bodie	4	0	1	1	2	2	0	0	0	0	3	0.0	Rene Bourque	4	1	1	2	-1	0	0	0	0	0	0	15	6.7	
Morgan Rielly	4	0	1	1	-3	0	0	0	0	0	5	0.0	Daniel Briere	5	0	1	1	2	4	0	0	0	0	0	13	0.0	
Paul Ranger	2	0	1	1	-1	0	0	0	0	0	5	0.0	Josh Gorges	4	0	1	1	1	0	0	0	0	0	0	5	0.0	
Jake Gardiner	5	0	0	1	0	0	0	0	0	0	7	0.0	Francis Bouillon	3	0	1	1	-2	0	0	0	0	0	0	0	0.0	
Carl Gunnarsson	5	0	0	-1	4	0	0	0	0	0	3	0.0	Raphael Diaz	2	0	1	1	0	0	0	0	0	0	0	4	0.0	
Jay McClement	5	0	0	-1	0	0	0	0	0	0	3	0.0	Mike Weaver	1	0	1	1	2	0	0	0	0	0	0	1	0.0	
Colton Orr	4	0	0	0	25	0	0	0	0	0	1	0.0	Travis Moen	5	0	0	0	9	0	0	0	0	0	0	4	0.0	
Carter Ashton	3	0	0	1	5	0	0	0	0	0	1	0.0	Alexei Emelin	4	0	0	-3	4	0	0	0	0	0	0	6	0.0	
David Clarkson	3	0	0	-2	0	0	0	0	0	0	4	0.0	George Parros	4	0	0	-1	25	0	0	0	0	0	0	0	0.0	
Tim Gleason	3	0	0	0	2	0	0	0	0	0	4	0.0	Douglas Murray	3	0	0	1	0	0	0	0	0	0	0	1	0.0	
Dave Bolland	2	0	0	0	2	0	0	0	0	0	3	0.0	Brandon Prust	3	0	0	0	9	0	0	0	0	0	0	4	0.0	
Mark Fraser	2	0	0	1	14	0	0	0	0	0	0	0.0	Jared Tinordi	2	0	0	0	5	0	0	0	0	0	0	0	0.0	
Peter Holland	2	0	0	0	0	0	0	0	0	0	3	0.0	Dale Weise	2	0	0	-1	0	0	0	0	0	0	0	2	0.0	
Frazer McLaren	1	0	0	0	0	0	0	0	0	0	0	0.0	Nathan Beaulieu	1	0	0	0	1	2	0	0	0	0	0	0	2	0.0
Trevor Smith	1	0	0	1	0	0	0	0	0	0	3	0.0	Michael Bournival	1	0	0	0	0	0	0	0	0	0	0	1	0.0	
Jerred Smithson	1	0	0	0	0	0	0	0	0	0	0	0.0	Joonas Nattinen	1	0	0	0	0	0	0	0	0	0	0	0	0.0	

Power Play: 3-18 16.7% / Penalty Killing: 12-16 75.0%

Power Play: 4-16 25.0% / Penalty Killing: 15-18 83.3%

GOALTENDING

MAPLE LEAFS	GP	Min	W-L-OT	SO	GA	SA	SV	GAA	SV%
James Reimer	2	118	1-1-0	0	7	73	66	3.55	.904
Jonathan Bernier	3	181	1-1-1	0	11	102	91	3.64	.892

GOALTENDING

CANADIENS	GP	Min	W-L-OT	SO	GA	SA	SV	GAA	SV%
Carey Price	4	238	2-2-0	0	13	139	126	3.28	.906
Peter Budaj	1	63	1-0-0	0	3	25	22	2.84	.880

LEAFS VS. MONTREAL HISTORY

Leafs All-Time Record: 293-333-88-10	Last Leafs win in Toronto: Jan. 18, 2014 (5-3)	Last two consecutive Leafs wins: Jan. 19, 2013 (2-1) & Feb. 9, 2013 (6-0)
Leafs All-Time Home Record: 186-125-45-6	Last Leafs win in Montreal: Oct. 1, 2013 (4-3)	Last two consecutive Leafs wins in Toronto: Oct. 7, 2010 (3-2) & Dec. 11, 2010 (3-1)
Leafs All-Time Road Record: 107-208-43-4	Leafs record in shootout: 2-5	Last two consecutive Leafs wins in Montreal: Feb. 9, 2013 (6-0) & Oct. 1, 2013 (4-3)

MOST RECENT NOTABLES VS. MONTREAL

Last Leaf shutdown in Toronto: Oct. 6, 2011 (2-0) (James Reimer)	Last Leaf hat trick: Oct. 28, 2006 @ MTL (Tomas Kaberle)
Last Leaf shutdown in Montreal: Feb. 9, 2013 (6-0) (James Reimer)	Last opponent hat trick vs. Leafs: Apr. 7, 2007 vs. MTL (Michael Ryder)
Last opponent shutdown in Toronto: Feb. 11, 2012 (0-5) (Carey Price)	Last Leaf overtime goal: Oct. 22, 2011 @ MTL (5-4) GRABOVSKI (Price)
Last opponent shutdown in Montreal: Feb. 12, 2011 (0-3) (Carey Price)	Last opponent overtime goal: Mar. 1, 2014 @ MTL (3-4) Pacioretty (BERNIER)



LEAFS vs. NASHVILLE PREDATORS

Summary for MAPLE LEAFS: Won: 1 Lost : 1 OT: 0

at TORONTO MAPLE LEAFS

Date	Team	Opponent	Attend	Goaltenders	W Goal
21 Nov '13	Maple Leafs 2	Predators 4	19,256	Bernier vs Mazanec	Craig Smith

at NASHVILLE PREDATORS

Date	Team	Opponent	Attend	Goaltenders	W Goal
10 Oct '13	Maple Leafs 4	Predators 0	16,671	Bernier vs Rinne	Phil Kessel

Goals by Period:	1st	2nd	3rd	OT	Total	Shots by Period:	1st	2nd	3rd	OT	Total
MAPLE LEAFS	1	2	3	0	6	MAPLE LEAFS	17	16	19	0	52
PREDATORS	0	3	1	0	4	PREDATORS	17	30	17	0	64

INDIVIDUAL SCORING

MAPLE LEAFS	GP	G	A	P	+	-	PIM	PP	SH	GW	GT	EN	S	5%	PREDATORS	GP	G	A	P	+	-	PIM	PP	SH	GW	GT	EN	S	5%	
Phil Kessel	2	1	2	3	1	0	0	0	1	0	0	8	12.5		Matt Cullen	2	1	3	4	2	0	0	0	0	0	0	0	4	25.0	
Morgan Rielly	2	0	3	3	1	0	0	0	0	0	0	0	4	0.0	Craig Smith	2	2	1	3	2	0	1	0	1	0	0	0	6	33.3	
Nazem Kadri	2	1	1	2	0	2	0	0	0	0	0	3	33.3	Colin Wilson	2	0	2	2	0	0	0	0	0	0	0	0	0	2	0.0	
James van Riemsdyk	2	1	1	2	1	4	0	0	0	0	0	6	16.7	Seth Jones	2	1	0	1	-1	0	1	0	0	0	0	0	0	8	12.5	
Joffrey Lupul	2	0	1	0	-1	0	1	0	0	0	0	5	20.0	Nick Spaling	2	0	1	1	1	0	0	0	0	0	0	0	0	3	0.0	
Tyler Bozak	1	1	0	1	2	0	1	0	0	0	0	1	100.0	Gabriel Bourque	1	0	1	1	0	0	0	0	0	0	0	0	0	0	0.0	
Peter Holland	1	0	1	1	0	1	0	0	0	0	0	1	100.0	Victor Bartley	2	0	0	-1	0	0	0	0	0	0	0	0	0	0	1	0.0
Jake Gardiner	2	0	1	1	0	0	0	0	0	0	0	2	0.0	Rich Clune	2	0	0	-1	0	0	0	0	0	0	0	0	0	1	0.0	
Carl Gunnarsson	2	0	1	1	1	0	0	0	0	0	0	0	0.0	Ryan Ellis	2	0	0	-1	0	0	0	0	0	0	0	0	0	3	0.0	
Mason Raymond	2	0	1	1	2	4	0	0	0	0	0	5	0.0	Mike Fisher	2	0	0	0	15	0	0	0	0	0	0	0	0	4	0.0	
Nikolai Kulemin	1	0	1	1	1	0	0	0	0	0	0	2	0.0	Paul Gaustad	2	0	0	-2	0	0	0	0	0	0	0	0	0	0	0.0	
Cody Franson	2	0	0	2	0	0	0	0	0	0	0	1	0.0	Matt Hendricks	2	0	0	-1	7	0	0	0	0	0	0	0	0	3	0.0	
Jay McClement	2	0	0	0	0	0	0	0	0	0	0	0	0.0	Patric Hornqvist	2	0	0	0	0	0	0	0	0	0	0	0	0	5	0.0	
Colton Orr	2	0	0	1	0	0	0	0	0	0	0	0	0.0	Kevin Klein	2	0	0	0	1	2	0	0	0	0	0	0	0	3	0.0	
Dion Phaneuf	2	0	0	1	2	0	0	0	0	0	0	2	0.0	David Legwand	2	0	0	-2	0	0	0	0	0	0	0	0	0	3	0.0	
Paul Ranger	2	0	0	-1	0	0	0	0	0	0	0	1	0.0	Shea Weber	2	0	0	-2	0	0	0	0	0	0	0	0	0	4	0.0	
Carter Ashton	1	0	0	0	0	0	0	0	0	0	0	0	0.0	Mattias Ekholm	1	0	0	0	0	0	0	0	0	0	0	0	0	3	0.0	
Dave Bolland	1	0	0	0	0	2	0	0	0	0	0	2	0.0	Filip Forsberg	1	0	0	-2	0	0	0	0	0	0	0	0	0	2	0.0	
David Broll	1	0	0	0	0	5	0	0	0	0	0	2	0.0	Roman Josi	1	0	0	0	0	0	0	0	0	0	0	0	0	4	0.0	
David Clarkson	1	0	0	-1	0	0	0	0	0	0	0	3	0.0	Eric Nystrom	1	0	0	-2	0	0	0	0	0	0	0	0	0	1	0.0	
Josh Leivo	1	0	0	0	0	0	0	0	0	0	0	1	0.0	Viktor Stalberg	1	0	0	-1	2	0	0	0	0	0	0	0	0	4	0.0	
Trevor Smith	1	0	0	-1	0	0	0	0	0	0	0	3	0.0																	
Jerred Smithson	1	0	0	0	0	0	0	0	0	0	0	0	0.0																	

Power Play: 2-6 33.3% / Penalty Killing: 5-7 71.4%

Power Play: 2-7 28.6% / Penalty Killing: 4-6 66.7%

GOALTENDING

MAPLE LEAFS	GP	Min	W-L-OT	SO	GA	SA	GA	SA	GAA	SV%
Jonathan Bernier	2	117	1-1-0	1	4	64	60	2.04	.938	

GOALTENDING

PREDATORS	GP	Min	W-L-OT	SO	GA	SA	GA	SA	GAA	SV%
Marek Mazanec	1	60	1-0-0	0	2	26	24	2.00	.923	
Pekka Rinne	1	60	0-1-0	0	4	26	22	4.00	.846	

LEAFS VS. NASHVILLE HISTORY

Leafs All-Time Record: 6-7-1-1	Last Leafs win in Toronto: Nov. 16, 2010 (5-4)	Last two consecutive Leafs wins: Jan. 18, 2010 (4-3) & Nov. 16, 2010 (5-4)
Leafs All-Time Home Record: 4-5-1-0	Last Leafs win in Nashville: Oct. 10, 2013 (4-0)	Last two consecutive Leafs wins in Toronto: Jan. 6, 2004 (2-1) & Dec. 4, 2007 (3-1)
Leafs All-Time Road Record: 2-2-0-1	Leafs record in shootout: 0-0	Last two consecutive Leafs wins in Nashville: Never

MOST RECENT NOTABLES VS. NASHVILLE

Last Leaf shutout in Toronto: Never	Last Leaf hat trick: Never
Last Leaf shutout in Nashville: Oct. 10, 2013 (4-0) (Jonathan Bernier)	Last opponent hat trick vs. Leafs: Never
Last opponent shutout in Toronto: Jan. 13, 2009 (0-2) (Pekka Rinne)	Last Leaf overtime goal: Never
Last opponent shutout in Nashville: Never	Last opponent overtime goal: Jan. 17, 2002 @ NSH (2-3) Johnson (SCHWAB)



LEAFS vs. NEW JERSEY DEVILS

Summary for MAPLE LEAFS: Won: 2 Lost: 1 OT: 0

at TORONTO MAPLE LEAFS

Date	Team	Opponent	Attend	Goaltenders	W Goal
12 Jan '14 **	Maple Leafs 3	Devils 2	19,175	Bernier vs Schneider	James van Riemsdyk
08 Nov '13 **	Maple Leafs 2	Devils 1	19,377	Bernier vs Schneider	James van Riemsdyk

at NEW JERSEY DEVILS

Date	Team	Opponent	Attend	Goaltenders	W Goal
23 Mar '14	Maple Leafs 2	Devils 3	15,328	MacIntyre, Reimer vs Schneider	Jon Merrill
* - Overtime ** - Shootout					

Goals by Period:	1st	2nd	3rd	OT	Total	Shots by Period:	1st	2nd	3rd	OT	Total
MAPLE LEAFS	1	2	2	0	5	MAPLE LEAFS	23	25	26	2	76
DEVILS	1	4	1	0	6	DEVILS	27	37	27	6	97

INDIVIDUAL SCORING

MAPLE LEAFS	GP	G	A	P	+/	PP	PP	SH	GW	GT	EN	S	%	DEVILS	GP	G	A	P	+/	PP	PP	SH	GW	GT	EN	S	%														
Phil Kessel	3	2	2	4	2	2	1	0	0	0	0	0	14.3	Ryane Clowe	2	1	2	3	1	0	0	0	0	0	0	0	6 16.7														
Tyler Bozak	2	2	0	2	1	0	1	0	0	0	0	0	4 50.0	Adam Henrique	3	1	1	2	1	2	1	0	0	0	0	0	6 16.7														
Cody Franson	3	0	2	2	1	0	0	0	0	0	0	0	9 0.0	Jon Merrill	1	1	1	2	2	0	0	0	0	1	0	0	2 50.0														
James van Riemsdyk	3	1	0	1	2	0	1	0	0	0	0	0	11 9.1	Eric Gelinas	3	0	2	2	1	0	0	0	0	0	0	0	0	10 0.0													
Jake Gardiner	3	0	1	1	0	0	0	0	0	0	0	0	4 0.0	Andy Greene	3	0	2	2	4	0	0	0	0	0	0	0	0	4 0.0													
Dion Phaneuf	3	0	1	1	1	2	0	0	0	0	0	0	6 0.0	Marek Zidlicky	3	0	2	2	1	4	0	0	0	0	0	0	0	5 20.0													
Morgan Rielly	3	0	1	1	-3	0	0	0	0	0	0	0	2 0.0	Michael Ryder	3	1	0	1	0	0	1	0	0	0	0	0	0	5 20.0													
Tim Gleason	2	0	1	1	-3	0	0	0	0	0	0	0	1 0.0	Damien Brunner	2	1	0	1	2	0	0	0	0	0	0	0	0	7 14.3													
David Clarkson	3	0	0	0	-2	2	0	0	0	0	0	0	5 0.0	Patrik Elias	1	1	0	1	1	0	0	0	0	0	0	0	0	100.0													
Carl Gunnarsson	3	0	0	0	0	0	0	0	0	0	0	0	0 0.0	Peter Harrod	2	0	1	1	2	2	0	0	0	0	0	0	0	3 0.0													
Nazem Kadri	3	0	0	0	-3	4	0	0	0	0	0	0	6 0.0	Ryan Carter	3	0	0	0	2	0	0	0	0	0	0	0	0	7 0.0													
Nikolai Kulemin	3	0	0	0	-1	4	0	0	0	0	0	0	3 0.0	Stephen Gionta	3	0	0	0	2	0	0	0	0	0	0	0	0	3 0.0													
Joffrey Lupul	3	0	0	0	-2	2	0	0	0	0	0	0	6 0.0	Jaromir Jagr	3	0	0	0	2	0	0	0	0	0	0	0	0	10 0.0													
Jay McClement	3	0	0	0	0	0	0	0	0	0	0	0	2 0.0	Travis Zajac	3	0	0	0	0	0	0	0	0	0	0	0	0	7 0.0													
Mason Raymond	3	0	0	0	-2	0	0	0	0	0	0	0	1 0.0	Dainius Zubrus	3	0	0	0	0	0	0	0	0	0	0	0	0	7 0.0													
Troy Bodie	2	0	0	0	0	0	0	0	0	0	0	0	0 0.0	Steve Bernier	2	0	0	0	0	0	0	0	0	0	0	0	0	2 0.0													
Colton Orr	2	0	0	0	0	2	0	0	0	0	0	0	0 0.0	Mark Fayne	2	0	0	0	2	0	0	0	0	0	0	0	0	5 0.0													
Carter Ashton	1	0	0	0	0	0	0	0	0	0	0	0	1 0.0	Andrei Loktionov	2	0	0	0	0	0	0	0	0	0	0	0	0	0 0.0													
Dave Bolland	1	0	0	0	0	0	0	0	0	0	0	0	0 0.0	Bryce Salvador	2	0	0	0	-1	2	0	0	0	0	0	0	0	1 0.0													
Jerry D'Amigo	1	0	0	0	0	0	0	0	0	0	0	0	0 0.0	Anton Volchenkov	2	0	0	0	-1	0	0	0	0	0	0	0	0	1 0.0													
Mark Fraser	1	0	0	0	0	0	0	0	0	0	0	0	0 0.0	Reid Boucher	1	0	0	0	2	0	0	0	0	0	0	0	0	1 0.0													
Frazer McLaren	1	0	0	0	0	0	0	0	0	0	0	0	0 0.0	Cam Janssen	1	0	0	0	0	0	0	0	0	0	0	0	0	0 0.0													
Paul Ranger	1	0	0	0	0	0	0	0	0	0	0	0	1 0.0	Adam Larsson	1	0	0	0	0	0	0	0	0	0	0	0	0	1 0.0													
Jerred Smithson	1	0	0	0	0	0	0	0	0	0	0	0	0 0.0	Tuomo Ruutu	1	0	0	0	1	0	0	0	0	0	0	0	0	0 0.0													
Power Play: 3-14 21.4% / Penalty Killing: 7-9 77.8%														Mike Siso														1 0 0 0 0 0 0 0 0 0 0 0 2 0.0													
														Mattias Tedenby														1 0 0 0 0 4 0 0 0 0 0 0 2 0.0													
																												Power Play: 2-9 22.2% / Penalty Killing: 11-14 78.6%													

GOALTENDING

MAPLE LEAFS	GP	Min	W-L-OT	SO	GA	SA	SV	GAA	SV%
Jonathan Bernier	2	130	2-0-0	0	3	73	70	1.38	.959
Drew MacIntyre	1	36	0-0-0	0	0	14	14	0.00	1.000
James Reimer	1	22	0-1-0	0	3	10	7	8.24	.700

GOALTENDING

MAPLE LEAFS	GP	Min	W-L-OT	SO	GA	SA	SV	GAA	SV%
Cory Schneider	3	189	1-0-2	0	5	76	71	1.58	.934

LEAFS VS. NEW JERSEY HISTORY

Leafs All-Time Record:
65-36-20-7

Last Leafs win in Toronto:
Jan. 12, 2014 (3-2 SO)

Last two consecutive Leafs wins:
Nov. 8, 2013 (2-1 SO) & Jan. 12, 2014 (3-2 SO)

Leafs All-Time Home Record:
42-15-5-4

Last Leafs win in New Jersey:
Apr. 6, 2013 (2-1)

Last two consecutive Leafs wins in Toronto:
Nov. 8, 2013 (2-1 SO) & Jan. 12, 2014 (3-2 SO)

Leafs All-Time Road Record:
23-21-15-3

Leafs record in shootout:
7-1

Last two consecutive Leafs wins in New Jersey:
Mar. 23, 2012 (4-3 SO) & Apr. 6, 2013 (2-1)

MOST RECENT NOTABLES VS. NEW JERSEY

Last Leaf shutdown in Toronto:
Apr. 15, 2013 (2-0) (James Reimer)

Last Leaf hat trick:
Nov. 2, 2011 @ NJD (Joffrey Lupul)

Last Leaf shutdown in New Jersey:
Never

Last opponent hat trick vs. Leafs:
Oct. 12, 2006 @ NJD (Brian Gionta)

Last opponent shutdown in Toronto:
Jan. 10, 2004 (0-1) (Martin Brodeur)

Last Leaf overtime goal:
Apr. 1, 2003 @ NJD (3-2) KABERLE (Brodeur)

Last opponent shutdown in New Jersey:
Jan. 3, 2003 (0-2) (Corey Schwab)

Last opponent overtime goal:
Feb. 21, 2012 vs. NJD (3-4) FAYNE (GUSTAVSSON)



LEAFS vs. NEW YORK ISLANDERS

Summary for MAPLE LEAFS: Won: 1 Lost: 1 OT: 1

at TORONTO MAPLE LEAFS

Date	Team	Opponent	Attend	Goaltenders	W Goal
07 Jan '14	Maple Leafs 3	Islanders 5	19,164	Bernier vs Poulin	Calvin de Haan
19 Nov '13	Maple Leafs 5	Islanders 2	19,446	Bernier vs Poulin	Mason Raymond

at NEW YORK ISLANDERS

Date	Team	Opponent	Attend	Goaltenders	W Goal
27 Feb '14 *	Maple Leafs 4	Islanders 5	13,922	Bernier vs Nabokov	Lubomir Visnovsky
* - Overtime ** - Shootout					

Goals by Period:	1st	2nd	3rd	OT	Total	Shots by Period:	1st	2nd	3rd	OT	Total
MAPLE LEAFS	3	2	7	0	12	MAPLE LEAFS	29	22	21	0	72
ISLANDERS	3	2	6	1	12	ISLANDERS	33	22	38	4	97

INDIVIDUAL SCORING

MAPLE LEAFS	GP	G	A	P	+	-	PIM	PP	SH	GW	GT	EN	S	5%	ISLANDERS	GP	G	A	P	+	-	PIM	PP	SH	GW	GT	EN	S	5%	
Joffrey Lupul	3	2	3	5	-1	4	0	0	0	0	0	0	4	50.0	Michael Grabner	2	3	1	4	2	0	0	2	0	0	0	0	8	37.5	
James van Riemsdyk	3	0	5	5	1	0	0	0	0	0	0	0	6	0.0	Travis Hamonic	3	0	3	3	-1	4	0	0	0	0	0	0	4	0.0	
Phil Kessel	3	3	1	4	3	0	1	0	0	0	0	0	9	33.3	John Tavares	2	0	3	3	1	2	0	0	0	0	0	0	0	4	0.0
Tyler Bozak	2	1	2	3	2	0	0	0	0	0	0	0	1	100.0	Frans Nielsen	2	2	0	2	-3	0	1	0	0	0	0	0	0	2	100.0
Trevor Smith	2	1	2	3	0	0	0	0	0	0	0	0	2	50.0	Anders Lee	1	2	0	2	1	0	1	0	0	0	0	0	0	4	50.0
Nazem Kadri	2	0	3	3	-1	0	0	0	0	0	0	0	4	0.0	Casey Cizikas	3	1	1	2	4	2	0	0	0	0	0	0	0	4	25.0
Mason Raymond	3	1	2	2	-1	0	1	0	1	0	1	0	7	28.6	Calvin de Haan	2	1	1	2	-1	2	0	0	1	0	1	0	2	50.0	
Dion Phaneuf	3	1	1	2	0	4	0	0	0	0	0	0	3	33.3	Josh Bailey	3	0	2	2	-4	2	0	0	0	0	0	0	0	4	0.0
Paul Ranger	3	1	1	2	3	2	0	0	0	0	0	0	2	50.0	Cal Clutterbuck	3	1	0	1	1	0	0	0	0	0	0	0	0	9	11.1
David Clarkson	2	1	0	1	0	0	0	0	0	0	0	0	3	33.3	Kyle Okposo	3	1	0	1	-4	0	0	0	0	0	0	0	0	9	11.1
Jake Gardiner	3	0	1	1	-3	2	0	0	0	0	0	0	7	0.0	Lubomir Visnovsky	1	1	0	1	0	0	0	0	0	1	0	0	2	50.0	
Jay McClement	3	0	1	1	-1	0	0	0	0	0	0	0	4	0.0	Ryan Strome	2	0	1	1	1	0	0	0	0	0	0	0	0	7	0.0
Carl Gunnarsson	2	0	1	1	5	2	0	0	0	0	0	0	0	0.0	Thomas Vanek	2	0	1	1	1	0	0	0	0	0	0	0	0	6	0.0
Cody Franson	3	0	0	0	-3	0	0	0	0	0	0	0	5	0.0	Eric Boulton	3	0	0	0	0	12	0	0	0	0	0	0	0	3	0.0
Nikolai Kulemin	3	0	0	0	-1	0	0	0	0	0	0	0	4	0.0	Thomas Hickey	3	0	0	2	0	0	0	0	0	0	0	0	0	2	0.0
Morgan Rielly	3	0	0	0	0	0	0	0	0	0	0	0	3	0.0	Andrew MacDonald	3	0	0	3	2	0	0	0	0	0	0	0	0	1	0.0
Tim Gleason	2	0	0	0	-2	5	0	0	0	0	0	0	4	0.0	Brock Nelson	3	0	0	0	-3	0	0	0	0	0	0	0	0	7	0.0
Peter Holland	2	0	0	1	0	0	0	0	0	0	0	0	1	0.0	Matt Carner	2	0	0	0	-2	7	0	0	0	0	0	0	2	0.0	
Frazier McLaren	2	0	0	0	0	5	0	0	0	0	0	0	0	0.0	Matt Martin	2	0	0	0	1	0	0	0	0	0	0	0	0	0	0.0
Colton Orr	2	0	0	0	-1	5	0	0	0	0	0	0	0	0.0	Colin McDonald	2	0	0	0	1	2	0	0	0	0	0	0	0	3	0.0
Troy Bodie	1	0	0	0	0	0	0	0	0	0	0	0	3	0.0	Brian Strait	2	0	0	0	0	2	0	0	0	0	0	0	0	2	0.0
Jerry D'Amigo	1	0	0	0	-1	0	0	0	0	0	0	0	0	0.0	Pierre-Marc Bouchard	1	0	0	0	-2	0	0	0	0	0	0	0	0	3	0.0
Jerred Smithson	1	0	0	0	0	0	0	0	0	0	0	0	0	0.0	Matt Donovan	1	0	0	0	1	0	0	0	0	0	0	0	0	2	0.0
Power Play: 2-11 18.2% / Penalty Killing: 5-7 71.4%																														

Power Play: 2-7 28.6% / Penalty Killing: 9-11 81.8%

MAPLE LEAFS	GP	Min	W-L-OT	SO	GA	SA	SV	GAA	SV%	ISLANDERS	GP	Min	W-L-OT	SO	GA	SA	SV	GAA	SV%
Jonathan Bernier	3	181	1-1-1	0	11	96	85	3.65	.885	Kevin Poulin	2	120	1-1-0	0	8	50	42	4.00	.840
										Evgeni Nabokov	1	62	1-0-0	0	4	22	18	3.88	.818

LEAFS VS. NEW YORK ISLANDERS HISTORY

Leafs All-Time Record: 65-62-7-8	Last Leafs win in Toronto: Nov. 19, 2013 (5-2)	Last two consecutive Leafs wins: Jan. 23, 2012 (3-0) @ Jan. 24, 2012 (4-3 OT)
Leafs All-Time Home Record: 38-28-4-3	Last Leafs win at NY Islanders: Feb. 28, 2013 (5-4 OT)	Last two consecutive Leafs wins in Toronto: Feb. 22, 2011 (2-1) @ Jan. 23, 2012 (3-0)
Leafs All-Time Road Record: 27-34-3-5	Leafs record in shootout: 1-3	Last two consecutive Leafs wins at NY Islanders: Jan. 24, 2012 (4-3 OT) @ Feb. 28, 2013 (5-4 OT)

MOST RECENT NOTABLES VS. NEW YORK ISLANDERS

Last Leaf shutout in Toronto: Jan. 23, 2012 (3-0) (Jonas Gustavsson)	Last Leaf hat trick: Feb. 28, 2013 @ NYI (Nazem Kadri)
Last Leaf shutout at NY Islanders: Never	Last opponent hat trick vs. Leafs: Mar. 20, 1986 vs. NYI (Mike Bossy)
Last opponent shutout in Toronto: Never	Last Leaf overtime goal: Feb. 28, 2013 @ NYI (5-4) PHANEUF (Nabokov)
Last opponent shutout at NY Islanders: Oct. 4, 1997 (0-3) (Tommy Salo)	Last opponent overtime goal: Feb. 27, 2014 @ NYI (4-5) Visnovsky (BERNIER)



LEAFS vs. NEW YORK RANGERS

Summary for MAPLE LEAFS: Won:1 Lost:1 OT:1

at TORONTO MAPLE LEAFS

Date	Team	Opponent	Attend	Goaltenders	W Goal
04 Jan '14	Maple Leafs 1	Rangers 7	19,362	Reimer, Bernier vs Talbot	Dominic Moore

at NEW YORK RANGERS

Date	Team	Opponent	Attend	Goaltenders	W Goal
05 Mar '14 *	Maple Leafs 3	Rangers 2	18,006	Bernier vs Lundqvist	Tyler Bozak
23 Dec '13 **	Maple Leafs 1	Rangers 2	18,006	Bernier vs Talbot	Derek Stepan
* - Overtime ** - Shootout					

Goals by Period:	1st	2nd	3rd	OT	Total	Shots by Period:	1st	2nd	3rd	OT	Total
MAPLE LEAFS	0	2	2	1	5	MAPLE LEAFS	28	21	26	6	81
RANGERS	2	3	5	0	10	RANGERS	39	47	38	6	130

INDIVIDUAL SCORING

MAPLE LEAFS	GP	G	A	P	+/-	PP	SH	GW	GT	EN	S	%	RANGERS	GP	G	A	P	+/-	PP	SH	GW	GT	EN	S	%	
Tyler Bozak	2	2	1	3	-2	0	0	1	0	0	9	22.2	Dominic Moore	3	3	1	4	4	0	0	1	1	0	0	8	37.5
Nazem Kadri	3	2	0	2	-1	0	0	0	0	0	9	22.2	Brian Boyle	3	1	1	2	1	0	1	0	0	0	0	8	12.5
Morgan Rielly	3	0	2	2	-1	0	0	0	0	0	4	0.0	Carl Hagelin	3	1	1	2	1	0	0	0	0	0	0	9	11.1
Joffrey Lupul	3	1	0	1	-2	2	0	0	0	0	11	9.1	Chris Kreider	3	1	1	2	0	9	0	0	0	0	0	7	14.3
David Clarkson	3	0	1	1	1	0	0	0	0	0	2	0.0	Ryan McDonagh	3	1	1	2	3	0	0	1	0	0	0	11	9.1
Phil Kessel	3	0	1	1	4	0	0	0	0	0	9	0.0	Benoit Pouliot	3	1	1	2	2	0	0	0	0	0	0	6	16.7
Nikolai Kulemin	3	0	1	1	1	2	0	0	0	0	5	0.0	J.T. Miller	2	1	1	2	2	0	0	0	0	0	0	6	16.7
Paul Ranger	3	0	1	1	3	2	0	0	0	0	2	0.0	Derek Stepan	3	0	2	2	1	0	0	0	0	0	0	5	0.0
Cody Franson	3	0	0	0	-5	2	0	0	0	0	7	0.0	Brad Richards	3	1	0	0	2	2	0	0	0	0	0	10	10.0
Jake Gardiner	3	0	0	1	0	0	0	0	0	0	2	0.0	Derrick Brassard	3	0	1	1	1	6	0	0	0	0	0	11	0.0
Carl Gunnarsson	3	0	0	0	1	0	0	0	0	0	1	0.0	Dan Girardi	3	0	1	2	0	0	0	0	0	0	0	4	0.0
Peter Holland	3	0	0	0	-1	2	0	0	0	0	4	0.0	John Moore	3	0	1	1	2	2	0	0	0	0	0	7	0.0
Jay McClement	3	0	0	0	0	2	0	0	0	0	2	0.0	Michael Del Zotto	2	0	1	1	2	0	0	0	0	0	0	3	0.0
Dion Phaneuf	3	0	0	0	-1	7	0	0	0	0	6	0.0	Marc Staal	2	0	1	1	1	0	0	0	0	0	0	4	0.0
Mason Raymond	3	0	0	0	-1	0	0	0	0	0	4	0.0	Ryan Callahan	1	0	1	2	0	0	0	0	0	0	0	3	0.0
James van Riemsdyk	3	0	0	0	-5	2	0	0	0	0	2	0.0	Rick Nash	3	0	0	0	2	0	0	0	0	0	0	10	0.0
Jerry D'Armo	2	0	0	0	0	0	0	0	0	0	1	0.0	Anton Stralman	3	0	0	0	1	2	0	0	0	0	0	4	0.0
Colton Orr	2	0	0	0	-1	2	0	0	0	0	0	0.0	Derek Dorsett	2	0	0	0	0	0	0	0	0	0	0	3	0.0
Troy Bodie	1	0	0	0	0	0	0	0	0	0	0	0.0	Mats Zuccarello	2	0	0	0	1	0	0	0	0	0	0	6	0.0
Tim Gleason	1	0	0	0	0	0	0	0	0	0	0	0.0	Daniel Carillo	1	0	0	0	0	0	0	0	0	0	0	0	0.0
Jerred Smithson	1	0	0	0	0	0	0	0	0	0	0	0.0	Justin Falk	1	0	0	0	-1	0	0	0	0	0	0	1	0.0
													Kevin Klein	1	0	0	0	0	0	0	0	0	0	0	1	0.0
													Martin St. Louis	1	0	0	0	-1	0	0	0	0	0	0	3	0.0

Power Play: 0-7 0.0% / Penalty Killing: 7-8 87.5%

Power Play: 1-8 12.5% / Penalty Killing: 7-7 100.0%

GOALTENDING

MAPLE LEAFS	GP	Min	W-L-OT	SO	GA	SA	SV	GAA	SV%	RANGERS	GP	Min	W-L-OT	SO	GA	SA	SV	GAA	SV%
Jonathan Bernier	3	163	1-1-1	0	8	112	104	2.94	.929	Cam Talbot	2	125	2-0-0	0	2	52	50	0.96	.962
James Reimer	1	23	0-0-0	0	2	18	16	5.16	.889	Henrik Lundqvist	1	62	0-0-1	0	3	29	26	2.91	.897

GOALTENDING

LEAFS VS. NEW YORK RANGERS HISTORY

Leafs All-Time Record: 280-216-95-8	Last Leafs win in Toronto: Apr. 8, 2013 (4-3)	Last two consecutive Leafs wins: Oct. 27, 2011 (4-2) & Dec. 5, 2011 (4-2)
Leafs All-Time Home Record: 165-91-39-3	Last Leafs win at NY Rangers: Mar. 5, 2014 (3-2 OT)	Last two consecutive Leafs wins in Toronto: Nov. 1, 2008 (5-2) & Feb. 25, 2009 (2-1 SO)
Leafs All-Time Road Record: 115-125-56-5	Leafs record in shootout: 1-6	Last two consecutive Leafs wins at NY Rangers: Oct. 27, 2011 (4-2) & Dec. 5, 2011 (4-2)

MOST RECENT NOTABLES VS. NEW YORK RANGERS

Last Leaf shutdown in Toronto: Feb. 15, 1967 (6-0) (Johnny Bower)	Last Leaf hat trick: Dec. 6, 2007 @ NYR (Nik Antropov)
Last Leaf shutdown at NY Rangers: Oct. 17, 2008 (0-1 SO) (Vesa Toskala)	Last opponent hat trick vs. Leafs: Jan. 19, 2011 @ NYR (Marian Gaborik - 4 goals)
Last opponent shutdown in Toronto: Jan. 14, 2012 (0-3) (Martin Biron)	Last Leaf overtime goal: Mar. 5, 2014 @ NYR (3-2) BOZAK (Lundqvist)
Last opponent shutdown at NY Rangers: Jan. 19, 2011 (0-7) (Henrik Lundqvist)	Last opponent overtime goal: Jan. 18, 2001 @ NYR (1-2) Leetch (JOSEPH)



LEAFS vs. OTTAWA SENATORS

Summary for MAPLE LEAFS: Won: 3 Lost: 1 OT: 0

at TORONTO MAPLE LEAFS

Date	Team	Opponent	Attend	Goaltenders	W Goal
01 Feb '14	Maple Leafs 6	Senators 3	19,613	Bernier vs Anderson	Phil Kessel
05 Oct '13 **	Maple Leafs 5	Senators 4	19,552	Reimer, Bernier vs Anderson	Mason Raymond

at OTTAWA SENATORS

Date	Team	Opponent	Attend	Goaltenders	W Goal
12 Apr '14	Maple Leafs 0	Senators 1	20,500	Reimer vs Anderson	Jason Spezza
07 Dec '13 **	Maple Leafs 4	Senators 3	19,559	Reimer vs Anderson	James van Riemsdyk

Goals by Period:	1st	2nd	3rd	OT	Total	Shots by Period:	1st	2nd	3rd	OT	Total
MAPLE LEAFS	3	5	5	0	13	MAPLE LEAFS	47	44	37	9	137
SENATORS	4	4	3	0	11	SENATORS	52	46	46	5	149

INDIVIDUAL SCORING

MAPLE LEAFS	GP	G	A	P	+/-	PIM	PP	SH	GW	GT	EN	S	5%	SENATORS	GP	G	A	P	+/-	PIM	PP	SH	GW	GT	EN	S	5%	
Phil Kessel	4	4	3	7	5	2	1	0	1	0	0	20	20.0	Jason Spezza	4	2	2	4	-3	6	1	0	1	0	0	10	20.0	
James van Riemsdyk	4	2	4	6	5	0	1	0	0	0	0	18	11.1	Chris Neil	4	2	1	3	2	17	0	0	0	0	0	5	40.0	
Nazem Kadri	4	2	3	5	-1	0	1	0	0	0	1	7	28.6	Colin Greening	4	1	2	3	0	2	0	0	0	0	0	0	6	16.7
Joffrey Lupul	2	2	1	3	-3	0	1	0	0	0	0	10	20.0	Kyle Turris	4	1	2	3	0	2	0	0	0	0	0	0	11	9.1
Mason Raymond	4	1	2	3	-1	0	0	0	0	0	0	13	7.7	Jared Cowen	3	1	2	3	2	2	0	0	0	0	0	0	6	16.7
Tyler Bozak	3	1	2	3	3	0	0	0	0	0	0	5	20.0	Erik Karlsson	4	1	1	2	-2	6	1	0	0	0	0	0	16	6.2
Jake Gardiner	4	1	0	1	3	0	0	0	0	0	0	3	33.3	Clarke MacArthur	4	1	1	2	1	0	1	0	0	0	0	0	10	10.0
Cody Franson	4	0	1	1	-5	4	0	0	0	0	0	6	0.0	Patrick Wiercioch	4	0	2	2	3	6	0	0	0	0	0	0	9	0.0
Dion Phaneuf	4	0	1	1	1	6	0	0	0	0	0	16	0.0	Mika Zibanejad	2	0	2	2	-2	2	0	0	0	0	0	0	8	0.0
Troy Bodie	3	0	1	1	-1	0	0	0	0	0	0	3	0.0	Erik Condra	4	1	0	1	2	0	0	0	0	0	0	0	7	14.3
Carl Gunnarsson	3	0	1	1	1	2	0	0	0	0	0	3	0.0	Cory Conacher	2	1	0	1	2	4	0	0	0	0	0	0	1	100.0
Morgan Rielly	3	0	1	1	-3	0	0	0	0	0	0	9	0.0	Milan Michalek	4	0	1	1	-3	2	0	0	0	0	0	0	6	0.0
Dave Bolland	1	0	1	1	0	0	0	0	0	0	0	2	0.0	Bobby Ryan	3	0	1	1	-4	0	0	0	0	0	0	0	8	0.0
Jay McClement	4	0	0	0	-1	4	0	0	0	0	0	5	0.0	Cody Ceci	2	0	1	1	-1	0	0	0	0	0	0	0	3	0.0
Nikolai Kulemin	3	0	0	0	-1	0	0	0	0	0	0	1	0.0	Eric Gryba	2	0	1	1	-1	2	0	0	0	0	0	0	3	0.0
Colton Orr	3	0	0	0	0	0	0	0	0	0	0	1	0.0	Ales Hemsky	1	0	1	0	0	0	0	0	0	0	0	0	3	0.0
David Clarkson	2	0	0	0	0	2	0	0	0	0	0	4	0.0	Marc Methot	4	0	0	0	-3	2	0	0	0	0	0	0	5	0.0
Tim Gleason	2	0	0	0	1	2	0	0	0	0	0	1	0.0	Zack Smith	4	0	0	1	1	16	0	0	0	0	0	0	7	0.0
Peter Holland	2	0	0	0	0	0	0	0	0	0	0	0	0.0	Matt Kassian	3	0	0	0	5	0	0	0	0	0	0	0	1	0.0
Frazer McLaren	2	0	0	0	0	20	0	0	0	0	0	0	0.0	Chris Phillips	3	0	0	0	2	0	0	0	0	0	0	0	6	0.0
Paul Ranger	2	0	0	0	2	2	0	0	0	0	0	1	0.0	Joe Corvo	2	0	0	0	0	0	0	0	0	0	0	0	6	0.0
Spencer Abbott	1	0	0	0	-2	0	0	0	0	0	0	2	0.0	Mike Hoffman	2	0	0	0	0	0	0	0	0	0	0	0	5	0.0
Carter Ashton	1	0	0	0	0	0	0	0	0	0	0	1	0.0	Jean-Gabriel Pageau	2	0	0	0	0	0	0	0	0	0	0	0	6	0.0
Jerry D'Amigo	1	0	0	0	0	0	0	0	0	0	0	1	0.0	Mark Stone	1	0	0	0	0	0	0	0	0	0	0	0	1	0.0
Jamie Devane	1	0	0	0	0	0	0	0	0	0	0	1	0.0	Power Play: 3-14 21.4% / Penalty Killing: 17-21 81.0%														
Mark Fraser	1	0	0	0	2	0	0	0	0	0	0	0	0.0															
Petter Granberg	1	0	0	0	0	0	0	0	0	0	0	0	0.0															
John-Michael Liles	1	0	0	2	0	0	0	0	0	0	0	2	0.0															
Greg McKeeg	1	0	0	0	0	0	0	0	0	0	0	1	0.0															
Trevor Smith	1	0	0	0	-1	4	0	0	0	0	0	1	0.0															

Power Play: 4-21 19.0% / Penalty Killing: 11-14 78.6%

GOALTENDING

MAPLE LEAFS	GP	Min	W-L-OT	SO	GA	SA	SV	GAA	SV%	SENATORS	GP	Min	W-L-OT	SO	GA	SA	SV	GAA	SV%
Jonathan Bernier	2	94	2-0-0	0	3	41	38	1.92	.927	Craig Anderson	4	250	1-1-2	1	12	136	124	2.88	.912
James Reimer	3	155	1-1-0	0	8	108	100	3.09	.926										

LEAFS VS. OTTAWA HISTORY

Leafs All-Time Record: 46-42-3-8	Last Leafs win in Toronto: Feb. 1, 2014 (6-3)	Last two consecutive Leafs wins: Dec. 7, 2013 (4-3 SO) & Feb. 1, 2014 (6-3)
Leafs All-Time Home Record: 25-18-2-5	Last Leafs win in Ottawa: Dec. 7, 2013 (4-3 SO)	Last two consecutive Leafs wins in Toronto: Oct. 5, 2013 (5-4 SO) & Feb. 1, 2014 (6-3)
Leafs All-Time Road Record: 21-24-1-3	Leafs record in shootout: 4-4	Last two consecutive Leafs wins in Ottawa: Apr. 20, 2013 (4-1) & Dec. 7, 2013 (4-3 SO)

MOST RECENT NOTABLES VS. OTTAWA

Last Leaf shutout in Toronto: Feb. 16, 2013 (3-0) (Ben Scrivens)	Last Leaf hat trick: Feb. 1, 2014 vs. OTT (Phil Kessel)
Last Leaf shutout in Ottawa: Mar. 30, 2013 (4-0) (James Reimer)	Last opponent hat trick vs. Leafs: Apr. 3, 2008 vs. OTT (Antoine Vermette)
Last opponent shutout in Toronto: Feb. 19, 2011 (0-1SO) (Craig Anderson)	Last Leaf overtime goal: Feb. 28, 2009 @ OTT (4-3) KUBINA (Elliott)
Last opponent shutout in Ottawa: Apr. 12, 2014 (0-1) (Craig Anderson)	Last opponent overtime goal: Oct. 3, 2007 vs. OTT (3-4) Heatley (RAYCROFT)



LEAFS vs. PHILADELPHIA FLYERS

Summary for MAPLE LEAFS: Won: 2 Lost: 1 OT: 0

at TORONTO MAPLE LEAFS

Date	Team	Opponent	Attend	Goaltenders	W Goal
08 Mar '14 *	Maple Leafs 4	Flyers 3	19,583	Bernier vs Mason	Joffrey Lupul

at PHILADELPHIA FLYERS

Date	Team	Opponent	Attend	Goaltenders	W Goal
28 Mar '14	Maple Leafs 2	Flyers 4	19,963	Bernier vs Mason	Claude Giroux
02 Oct '13	Maple Leafs 3	Flyers 1	19,872	Bernier vs Mason	Dave Bolland

* - Overtime ** - Shootout

Goals by Period:	1st	2nd	3rd	OT	Total	Shots by Period:	1st	2nd	3rd	OT	Total
MAPLE LEAFS	2	2	4	1	9	MAPLE LEAFS	32	34	28	1	95
FLYERS	2	2	4	0	8	FLYERS	33	29	30	0	92

INDIVIDUAL SCORING

MAPLE LEAFS	GP	G	A	P	+/-	PIM	PP	SH	GW	GT	EN	S	%	FLYERS	GP	G	A	P	+/-	PIM	PP	SH	GW	GT	EN	S	%		
Joffrey Lupul	3	1	3	4	2	5	0	1	0	0	8	12.5		Kimmo Timonen	3	2	2	4	2	6	0	0	0	0	0	11	18.2		
Dave Bolland	2	3	0	3	2	2	1	0	1	0	5	60.0		Claude Giroux	3	1	2	3	2	0	0	0	1	0	0	9	11.1		
Jake Gardiner	3	1	1	2	4	0	0	0	0	0	7	14.3		Scott Hartnell	3	1	2	3	3	4	1	0	0	0	0	0	4	25.0	
Mason Raymond	3	1	1	2	1	2	0	0	0	0	6	16.7		Vincent Lecavalier	3	1	1	2	-2	2	1	0	0	0	0	0	10	10.0	
Troy Bodie	3	0	2	2	2	0	0	0	0	0	9	0.0		Brayden Schenn	3	1	1	2	0	5	1	0	0	0	0	0	5	20.0	
Dion Phaneuf	3	0	2	-2	-2	6	0	0	0	0	6	0.0		Jakub Voracek	3	0	2	2	2	2	0	0	0	0	0	0	0	0	0.0
Nazem Kadri	3	1	0	1	3	2	0	0	0	0	6	16.7		Braydon Coburn	3	1	0	1	1	0	0	0	0	0	0	0	0	0	0.0
Phil Kessel	3	1	0	1	0	0	0	0	0	0	11	9.1		Wayne Simmonds	3	1	0	1	-3	2	0	0	0	0	0	0	0	7	14.3
James van Riemsdyk	3	1	0	-1	-2	0	0	0	0	0	14	7.1		Zac Rinaldo	3	0	1	1	-3	0	0	0	0	0	0	0	0	0	0.0
Tyler Bozak	3	0	1	1	-3	0	0	0	0	0	4	0.0		Mark Streit	3	0	1	1	-3	0	0	0	0	0	0	0	0	0	0.0
Cody Franson	3	0	1	1	2	2	0	0	0	0	2	0.0		Andrew MacDonald	2	0	1	1	-1	2	0	0	0	0	0	0	0	0	0.0
Carl Gunnarsson	3	0	1	1	0	2	0	0	0	0	2	0.0		Michael Raffi	2	0	1	1	1	0	0	0	0	0	0	0	0	0	0.0
Nikolai Kulemin	3	0	1	1	0	4	0	0	0	0	4	0.0		Sean Couturier	3	0	0	-2	-2	0	0	0	0	0	0	0	0	0	0.0
Jay McClement	3	0	1	1	0	0	0	0	0	0	3	0.0		Nicklas Grossmann	3	0	0	-3	0	0	0	0	0	0	0	0	0	0	0.0
Morgan Rielly	2	0	1	1	0	0	0	0	0	0	2	0.0		Adam Hall	3	0	0	-1	0	0	0	0	0	0	0	0	0	0	0.0
Tim Cleason	2	0	0	-1	-1	0	0	0	0	0	0	0.0		Matt Read	3	0	0	-3	0	0	0	0	0	0	0	0	0	0	0.0
Colton Orr	2	0	0	0	4	0	0	0	0	0	1	0.0		Luke Schenn	3	0	0	-2	0	0	0	0	0	0	0	0	0	0	0.0
Paul Ranger	2	0	0	2	4	0	0	0	0	0	2	0.0		Jay Rosehill	2	0	0	-1	7	0	0	0	0	0	0	0	0	0	0.0
Carter Ashton	1	0	0	0	0	0	0	0	0	0	0	0.0		Tye McGinn	1	0	0	0	0	0	0	0	0	0	0	0	0	0	0.0
David Clarkson	1	0	0	1	0	0	0	0	0	0	2	0.0		Andrej Meszaros	1	0	0	0	0	0	0	0	0	0	0	0	0	0	0.0
Mark Fraser	1	0	0	0	2	0	0	0	0	0	0	0.0		Maxime Talbot	1	0	0	-1	0	0	0	0	0	0	0	0	0	0	0.0
Peter Holland	1	0	0	0	2	0	0	0	0	0	0	0.0																	
Frazer McLaren	1	0	0	1	5	0	0	0	0	0	1	0.0																	

Power Play: 1-9 11.1% / Penalty Killing: 11-14 78.6%

Power Play: 3-14 21.4% / Penalty Killing: 8-9 88.9%

GOALTENDING

MAPLE LEAFS	GP	Min	W-L-OT	SO	GA	SA	SV	GAA	SV%	FLYERS	GP	Min	W-L-OT	SO	GA	SA	SV	GAA	SV%
Jonathan Bernier	3	181	2-1-0	0	8	92	84	2.65	.913	Steve Mason	3	182	1-1-1	0	9	95	86	2.97	.905

LEAFS VS. PHILADELPHIA HISTORY

Leafs All-Time Record: 56-87-22-3	Last Leafs win in Toronto: Mar. 8, 2014 (4-3 OT)	Last two consecutive Leafs wins: Oct. 2, 2013 (3-1) & Mar. 8, 2014 (4-3 OT)
Leafs All-Time Home Record: 32-36-14-2	Last Leafs win in Philadelphia: Oct. 2, 2013 (3-1)	Last two consecutive Leafs wins in Toronto: Apr. 1, 2009 (3-2) & Jan. 14, 2010 (4-0)
Leafs All-Time Road Record: 24-51-8-1	Leafs record in shootout: 0-1	Last two consecutive Leafs wins in Philadelphia: Feb. 25, 2013 (4-2) & Oct. 2, 2013 (3-1)

MOST RECENT NOTABLES VS. PHILADELPHIA

Last Leaf shutdown in Toronto: Mar. 10, 2012 (0-150) (Jonas Gustavsson)	Last Leaf hat trick: Mar. 19, 1989 @ PHI (Gary Leeman)
Last Leaf shutdown in Philadelphia: Nov. 29, 2002 (3-0) (Ed Belfour)	Last opponent hat trick vs. Leafs: Apr. 3, 2009 @ PHI (Jeff Carter)
Last opponent shutdown in Toronto: Mar. 10, 2012 (0-150) (Ilya Bryzgalov)	Last Leaf overtime goal: Mar. 8, 2014 vs. PHI (4-3) LUPUL (Mason)
Last opponent shutdown in Philadelphia: Apr. 4, 1993 (0-4) (Tommy Soderstrom)	Last opponent overtime goal: Nov. 15, 2000 vs. PHI (1-2) Recchi (JOSEPH)



***PHOENIX COYOTES FRANCHISE CHANGED NAME TO ARIZONA COYOTES PRIOR TO START OF 2014-15 SEASON**

LEAFS vs. PHOENIX COYOTES

Summary for MAPLE LEAFS: Won: 2 Lost: 0 OT: 0

at TORONTO MAPLE LEAFS

Date	Team	Opponent	Attend	Goaltenders	W Goal
19 Dec '13 **	Maple Leafs 2	Coyotes 1	19,254	Reimer vs Smith	Joffrey Lupul

Date	Team	Opponent	Attend	Goaltenders	W Goal
20 Jan '14	Maple Leafs 4	Coyotes 2	14,476	Bernier vs Smith	Carl Gunnarsson

Goals by Period:	1st	2nd	3rd	OT	Total	Shots by Period:	1st	2nd	3rd	OT	Total
MAPLE LEAFS	3	1	1	0	5	MAPLE LEAFS	22	14	18	2	56
COYOTES	0	0	3	0	3	COYOTES	17	28	26	5	76

INDIVIDUAL SCORING

MAPLE LEAFS	GP	G	A	P	+/-	PIM	PP	SH	GW	GT	EN	S	5%
Jake Gardiner	2	1	1	2	0	0	0	0	0	0	0	2	50.0
Nazem Kadri	2	1	1	2	0	0	1	0	0	0	0	6	16.7
Phil Kessel	2	1	1	2	1	0	1	0	0	0	0	6	16.7
Cody Franson	2	0	2	1	2	0	0	0	0	0	0	3	0.0
Troy Bodie	2	0	2	1	1	0	0	0	0	0	0	3	33.3
Carl Gunnarsson	2	0	1	0	1	0	0	1	0	0	0	3	33.3
Peter Holland	2	0	1	1	0	0	0	0	0	0	0	0	0.0
Dion Phaneuf	2	0	1	1	0	4	0	0	0	0	0	2	0.0
Morgan Rielly	2	0	1	1	1	4	0	0	0	0	0	1	0.0
Carter Ashton	1	0	1	1	0	0	0	0	0	0	0	1	0.0
Nikolai Kulemin	2	0	0	0	0	0	0	0	0	0	0	2	0.0
Joffrey Lupul	2	0	0	-1	0	0	0	0	0	0	0	7	0.0
Jay McClement	2	0	0	0	0	0	0	0	0	0	0	1	0.0
Mason Raymond	2	0	0	-1	0	0	0	0	0	0	0	2	0.0
James van Riemsdyk	2	0	0	0	2	0	0	0	0	0	0	10	0.0
Tyler Bozak	1	0	0	0	0	0	0	0	0	0	0	2	0.0
David Clarkson	1	0	0	-1	0	0	0	0	0	0	0	3	0.0
Jerry D'Amigo	1	0	0	1	0	0	0	0	0	0	0	0	0.0
Tim Gleason	1	0	0	0	0	0	0	0	0	0	0	1	0.0
John-Michael Liles	1	0	0	0	0	0	0	0	0	0	0	1	0.0
Colton Orr	1	0	0	1	0	0	0	0	0	0	0	0	0.0
Jerred Smithson	1	0	0	0	0	0	0	0	0	0	0	0	0.0

Power Play: 2-9 22.2% / Penalty Killing: 5-6 83.3%

COYOTES	GP	G	A	P	+/-	PIM	PP	SH	GW	GT	EN	S	5%
Lauri Korpikoski	1	0	2	2	-1	0	0	0	0	0	0	0	0.0
Mike Ribeiro	2	1	0	1	-1	2	1	0	0	0	0	2	50.0
Antoine Vermette	2	1	0	1	1	2	0	1	0	0	0	6	16.7
Martin Hanzal	1	1	0	1	1	0	0	0	0	0	0	3	33.3
Radim Vrbata	2	0	1	1	0	2	0	0	0	0	0	10	0.0
Keith Yandle	2	0	1	1	-2	0	0	0	0	0	0	9	0.0
Rostislav Klesla	1	0	1	1	0	0	0	0	0	0	0	1	0.0
Mikkel Boedker	2	0	0	0	0	0	0	0	0	0	0	5	0.0
Kyle Chipchura	2	0	0	-1	0	0	0	0	0	0	0	0	0.0
Oliver Ekman-Larsson	2	0	0	0	4	0	0	0	0	0	0	6	0.0
Jeff Halpern	2	0	0	-1	2	0	0	0	0	0	0	1	0.0
Tim Kennedy	2	0	0	0	0	0	0	0	0	0	0	2	0.0
Rob Klinkhammer	2	0	0	-1	0	0	0	0	0	0	0	3	0.0
Derek Morris	2	0	0	1	0	0	0	0	0	0	0	9	0.0
David Moss	2	0	0	-1	0	0	0	0	0	0	0	4	0.0
Michael Stone	2	0	0	-1	0	0	0	0	0	0	0	2	0.0
Jordan Szwarz	2	0	0	-1	0	0	0	0	0	0	0	1	0.0
Gilbert Brule	1	0	0	0	2	0	0	0	0	0	0	2	0.0
Shane Doan	1	0	0	-1	0	0	0	0	0	0	0	2	0.0
Zbynek Michalek	1	0	0	0	4	0	0	0	0	0	0	4	0.0
Connor Murphy	1	0	0	0	0	0	0	0	0	0	0	2	0.0
David Schlemko	1	0	0	0	0	0	0	0	0	0	0	2	0.0

Power Play: 1-6 16.7% / Penalty Killing: 7-9 77.8%

GOALTENDING

COYOTES	GP	Min	W-L-OT	SO	GA	SA	SV	GAA	SV%
James Reimer	1	65	1-0-0	0	1	35	34	0.92	.971
Jonathan Bernier	1	60	1-0-0	0	2	41	39	2.00	.951

GOALTENDING

COYOTES	GP	Min	W-L-OT	SO	GA	SA	SV	GAA	SV%
Mike Smith	2	123	0-1-1	0	5	56	51	2.43	.911

LEAFS VS. PHOENIX HISTORY

Leafs All-Time Record:
35-46-8-1

Last Leafs win in Toronto:
Dec. 19, 2013 (2-1SO)

Last two consecutive Leafs wins:
Dec. 19, 2013 (2-1SO) & Jan. 20, 2014 (4-2)

Leafs All-Time Home Record:
21-23-2-1

Last Leafs win in Phoenix:
Jan. 20, 2014 (4-2)

Last two consecutive Leafs wins in Toronto:
Dec. 11, 2001 (6-3) & Oct. 17, 2002 (5-3)

Leafs All-Time Road Record:
14-23-6-0

Leafs record in shootout:
1-1

Last two consecutive Leafs wins in Phoenix:
Jan. 15, 1994 (5-1) (WPG) & Feb. 11, 1994 (3-1) (WPG)

MOST RECENT NOTABLES VS. PHOENIX

Last Leaf shutdown in Toronto:
Apr. 10, 1994 (7-0) (Felix Potvin vs. WPG)

Last Leaf hat trick:
Dec. 14, 1984 @ WPG (Bill Derlago)

Last Leaf shutdown in Phoenix:
Never

Last opponent hat trick vs. Leafs:
Dec. 4, 2008 @ PHX (Martin Hanzal)

Last opponent shutdown in Toronto:
Nov. 8, 1997 (0-3) (Nikolai Khabibulin)

Last Leaf overtime goal:
Never

Last opponent shutdown in Phoenix:
Nov. 22, 1997 (0-2) (Nikolai Khabibulin)

Last opponent overtime goal:
Mar. 17, 1990 vs. WPG (4-5) Taglianetti (LAFORREST)



LEAFS vs. PITTSBURGH PENGUINS

Summary for MAPLE LEAFS: Won: 1 Lost: 1 OT: 1

at TORONTO MAPLE LEAFS

Date	Team	Opponent	Attend	Goaltenders	W Goal
26 Oct '13	Maple Leafs 4	Penguins 1	19,539	Reimer vs Fleury	Nazem Kadri

at PITTSBURGH PENGUINS

Date	Team	Opponent	Attend	Goaltenders	W Goal
16 Dec '13	Maple Leafs 1	Penguins 3	18,573	Bernier vs Fleury	Sidney Crosby
27 Nov '13 **	Maple Leafs 5	Penguins 6	18,660	Bernier vs Fleury, Zatkoff	Sidney Crosby

* - Overtime ** - Shootout

Goals by Period:	1st	2nd	3rd	OT	Total	Shots by Period:	1st	2nd	3rd	OT	Total
MAPLE LEAFS	3	4	3	0	10	MAPLE LEAFS	30	31	19	0	80
PENGUINS	3	2	4	0	9	PENGUINS	47	39	29	2	117

INDIVIDUAL SCORING

MAPLE LEAFS	GP	G	A	P	+/-	PP	SH	GW	GT	EN	S	%	PENGUINS	GP	G	A	P	+/-	PP	SH	GW	GT	EN	S	%		
James van Riemsdyk	3	2	3	5	2	2	1	0	0	0	15	13.3	Kris Letang	2	2	2	4	-4	0	2	0	0	0	0	8	25.0	
Phil Kessel	3	2	1	3	4	2	1	0	0	0	12	16.7	Evgeni Malkin	2	2	2	4	-4	4	1	0	0	0	0	8	25.0	
Cody Franson	3	0	3	3	1	0	0	0	0	0	4	0.0	Sidney Crosby	3	1	2	3	-3	6	0	0	1	0	1	0	10.0	
Nazem Kadri	3	2	0	2	0	2	0	0	1	0	5	40.0	Chris Conner	2	2	0	2	0	0	0	0	0	0	0	0	4	50.0
Dave Bolland	1	2	0	2	2	0	1	0	1	3	66.7	Brandon Sutter	3	1	2	3	0	0	1	0	0	1	0	1	0	14	25.0
Tyler Bozak	1	1	1	2	3	0	0	0	0	0	1	100.0	James Neal	1	1	1	2	-2	2	1	0	0	0	0	0	10	10.0
Dion Phaneuf	3	0	2	2	4	0	0	0	0	3	0.0	Chris Kunitz	3	0	2	2	-2	1	2	0	0	0	0	0	0	9	0.0
Morgan Rielly	3	1	0	1	0	1	0	0	0	3	33.3	Pascal Dupuis	3	0	1	1	-1	0	0	0	0	0	0	0	0	8	0.0
Mark Fraser	1	0	1	1	1	0	0	0	0	0	0.0	Joe Vitale	3	0	1	1	0	0	0	0	0	0	0	0	0	5	0.0
Carl Gunnarsson	3	0	0	1	4	0	0	0	0	2	0.0	Robert Bortuzzo	1	0	1	1	2	7	0	0	0	0	0	0	2	0.0	
Jay McClement	3	0	0	-1	0	0	0	0	0	3	0.0	Brian Dumoulin	1	0	1	2	2	2	0	0	0	0	0	0	0	1	0.0
Mason Raymond	3	0	0	0	0	0	0	0	0	6	0.0	Andrew Ebbett	1	0	1	1	0	0	0	0	0	0	0	0	1	0.0	
Trevor Smith	3	0	0	0	0	0	0	0	0	0	0.0	Paul Martin	1	0	1	1	-3	0	0	0	0	0	0	0	0	1	0.0
Troy Bodie	2	0	0	0	10	0	0	0	0	1	0.0	Craig Adams	3	0	0	1	0	0	0	0	0	0	0	0	5	0.0	
David Clarkson	2	0	0	1	0	0	0	0	0	4	0.0	Jussi Jokinen	3	0	0	-4	2	0	0	0	0	0	0	0	10	0.0	
Jake Gardiner	2	0	0	-1	2	0	0	0	0	3	0.0	Olli Maatta	3	0	0	0	0	0	0	0	0	0	0	0	6	0.0	
Peter Holland	2	0	0	-2	2	0	0	0	0	2	0.0	Matt Niskanen	3	0	0	2	2	2	0	0	0	0	0	0	8	0.0	
Nikolai Kulemin	2	0	0	-3	0	0	0	0	0	1	0.0	Simon Despres	2	0	0	1	2	0	0	0	0	0	0	0	5	0.0	
Frazer McLaren	2	0	0	0	5	0	0	0	0	1	0.0	Deryk Engelland	2	0	0	0	5	0	0	0	0	0	0	0	1	0.0	
Colton Orr	2	0	0	0	0	0	0	0	0	1	0.0	Chuck Kobasew	2	0	0	0	0	0	0	0	0	0	0	0	0	1	0.0
Paul Ranger	2	0	0	0	2	0	0	0	0	5	0.0	Jayson Megna	2	0	0	0	0	0	0	0	0	0	0	0	0	1	0.0
Carter Ashton	1	0	0	0	0	0	0	0	0	1	0.0	Brooks Orpik	2	0	0	-4	2	0	0	0	0	0	0	0	2	0.0	
Jerry D'Amigo	1	0	0	0	0	0	0	0	0	2	0.0	Matt D'Agostini	1	0	0	0	-1	0	0	0	0	0	0	0	4	0.0	
John-Michael Liles	1	0	0	-1	0	0	0	0	0	1	0.0	Tanner Glass	1	0	0	0	0	0	0	0	0	0	0	0	0	0.0	
Joffrey Lupul	1	0	0	-2	0	0	0	0	0	1	0.0	Phillip Samuelsson	1	0	0	0	0	0	0	0	0	0	0	0	0	0.0	
Jerred Smithson	1	0	0	0	2	0	0	0	0	0	0.0	Rob Scuderi	1	0	0	0	0	0	0	0	0	0	0	0	0	0.0	
													Zach Sill	1	0	0	0	5	0	0	0	0	0	0	1	0.0	
													Harry Zolnierczyk	1	0	0	0	2	0	0	0	0	0	0	2	0.0	

Power Play: 3-11 27.3% / Penalty Killing: 5-9 55.6%

Power Play: 4-9 44.4% / Penalty Killing: 8-11 72.7%

GOALTENDING

MAPLE LEAFS	GP	Min	W-L-OT	SO	GA	SA	SV	GAA	SV%	PENGUINS	GP	Min	W-L-OT	SO	GA	SA	SV	GAA	SV%
James Reimer	1	60	1-0-0	0	1	38	37	1.00	.974	Marc-Andre Fleury	3	139	1-1-0	0	7	66	59	3.02	.894
Jonathan Bernier	2	124	0-1-1	0	7	78	71	3.39	.910	Jeff Zatkoff	1	45	1-0-0	0	2	13	11	2.68	.846

LEAFS VS. PITTSBURGH HISTORY

Leafs All-Time Record: 76-71-17-6	Last Leafs win in Toronto: Oct. 26, 2013 (4-1)	Last two consecutive Leafs wins: Mar. 2, 2011 (3-2 OT) & Oct. 29, 2011 (4-3)
Leafs All-Time Home Record: 42-28-11-3	Last Leafs win in Pittsburgh: Jan. 23, 2013 (5-2)	Last two consecutive Leafs wins in Toronto: Mar. 2, 2011 (3-2 OT) & Oct. 29, 2011 (4-3)
Leafs All-Time Road Record: 34-43-6-3	Leafs record in shootout: 0-5	Last two consecutive Leafs wins in Pittsburgh: Dec. 20, 2008 (7-3) & Dec. 27, 2009 (4-3)

MOST RECENT NOTABLES VS. PITTSBURGH

Last Leaf shutdown in Toronto: Feb. 1, 2012 (1-0) (James Reimer)	Last Leaf hat trick: Mar. 5, 1980 @ PIT (Darryl Sittler)
Last Leaf shutdown in Pittsburgh: Mar. 19, 2006 (1-0) (Mikael Tellqvist)	Last opponent hat trick vs. Leafs: Jan. 3, 2008 @ PIT (Evgeni Malkin)
Last opponent shutdown in Toronto: Dec. 4, 2001 (0-1) (Johan Hedberg)	Last Leaf overtime goal: Mar. 2, 2011 vs. PIT (3-2) GRABOVSKI (Fleury)
Last opponent shutdown in Pittsburgh: Dec. 27, 2000 (0-5) (Garth Snow)	Last opponent overtime goal: Feb. 10, 2007 vs. PIT (5-6) Staal (RAYCROFT)



LEAFS vs. ST. LOUIS BLUES

Summary for MAPLE LEAFS: Won: 0 Lost: 2 OT: 0

at TORONTO MAPLE LEAFS

Date	Team	Opponent	Attend	Goaltenders	W Goal
25 Mar '14	Maple Leafs 3	Blues 5	19,505	Bernier vs Miller	Alexander Steen

at ST. LOUIS BLUES

Date	Team	Opponent	Attend	Goaltenders	W Goal
12 Dec '13	Maple Leafs 3	Blues 6	16,073	Reimer, Bernier vs Elliott	Chris Stewart

* - Overtime ** - Shootout

Goals by Period:	1st	2nd	3rd	OT	Total	Shots by Period:	1st	2nd	3rd	OT	Total
MAPLE LEAFS	1	1	4	0	6	MAPLE LEAFS	14	13	20	0	47
BLUES	5	3	3	0	11	BLUES	39	23	23	0	85

INDIVIDUAL SCORING

MAPLE LEAFS	GP	G	A	P	+/-	PIM	PP	SH	GW	GT	EN	S	5%	BLUES	GP	G	A	P	+/-	PIM	PP	SH	GW	GT	EN	S	5%	
James van Riemsdyk	2	2	0	2	-1	2	0	0	0	0	0	8	25.0	David Backes	2	5	0	5	4	0	1	0	0	0	2	11	45.5	
Nazem Kadri	2	1	1	2	-2	0	0	0	0	0	0	6	16.7	Alexander Steen	2	2	3	5	2	0	0	1	0	0	6	33.3		
Jake Gardiner	2	0	2	2	-2	0	0	0	0	0	0	5	0.0	T.J. Oshie	2	1	3	4	2	0	0	0	0	0	7	14.3		
Phil Kessel	2	0	2	2	0	0	0	0	0	0	0	3	0.0	Jaden Schwartz	2	1	2	3	1	0	0	0	0	0	0	6	16.7	
Carl Gunnarsson	2	1	0	1	1	0	0	0	0	0	0	1	100.0	Chris Stewart	1	1	1	2	3	0	0	0	0	1	0	100.0		
Nikolai Kulemin	2	1	0	1	-3	2	0	0	0	0	0	3	33.3	Barret Jackman	2	0	2	2	5	2	0	0	0	0	0	3	0.0	
Joffrey Lupul	2	1	0	1	-4	0	1	0	0	0	0	4	25.0	Alex Pietrangolo	2	0	2	2	0	0	0	0	0	0	0	0	5	0.0
Mason Raymond	2	0	1	1	-1	0	0	0	0	0	0	1	0.0	Vladimir Sobotka	2	0	2	2	0	0	0	0	0	0	0	0	5	0.0
Trevor Smith	1	0	1	1	0	0	0	0	0	0	0	1	0.0	Derek Roy	1	1	0	1	0	0	0	0	0	0	0	2	50.0	
David Clarkson	2	0	0	0	0	14	0	0	0	0	0	2	0.0	Patrik Berglund	2	0	1	1	2	0	0	0	0	0	0	2	0.0	
Cody Franson	2	0	0	0	-2	2	0	0	0	0	0	3	0.0	Jay Bouwmeester	2	0	1	1	-1	0	0	0	0	0	0	3	0.0	
Jay McClement	2	0	0	0	-2	2	0	0	0	0	0	1	0.0	Roman Polak	2	0	1	1	3	5	0	0	0	0	0	6	0.0	
Morgan Rielly	2	0	0	0	1	0	0	0	0	0	0	3	0.0	Kevin Shattenkirk	2	0	1	1	2	0	0	0	0	0	0	5	0.0	
Troy Bodie	1	0	0	0	-1	0	0	0	0	0	0	1	0.0	Maxim Lapierre	2	0	0	0	-1	0	0	0	0	0	0	4	0.0	
Dave Bolland	1	0	0	0	-1	0	0	0	0	0	0	0	0.0	Brenden Morrow	2	0	0	0	-1	11	0	0	0	0	0	2	0.0	
Tyler Bozak	1	0	0	0	0	0	0	0	0	0	0	0	0.0	Carlo Colaiacovo	1	0	0	0	0	1	0	0	0	0	0	3	0.0	
Jerry D'Amigo	1	0	0	0	-1	0	0	0	0	0	0	1	0.0	Ian Cole	1	0	0	0	0	2	0	0	0	0	0	1	0.0	
Mark Fraser	1	0	0	0	-3	0	0	0	0	0	0	1	0.0	Adam Cracknell	1	0	0	0	0	0	0	0	0	0	0	0	2	0.0
Tim Gleason	1	0	0	0	0	0	0	0	0	0	0	0	0.0	Steve Ott	1	0	0	0	-1	0	0	0	0	0	0	2	0.0	
Peter Holland	1	0	0	0	-1	0	0	0	0	0	0	2	0.0	Magnus Paajarvi	1	0	0	0	1	0	0	0	0	0	0	2	0.0	
Frazer McLaren	1	0	0	0	-1	0	0	0	0	0	0	0	0.0	Chris Porter	1	0	0	0	0	0	0	0	0	0	0	3	0.0	
Colton Orr	1	0	0	0	0	0	0	0	0	0	0	0	0.0	Ryan Reaves	1	0	0	0	0	0	0	0	0	0	0	1	0.0	
Dion Phaneuf	1	0	0	0	-3	0	0	0	0	0	0	0	0.0	Vladimir Tarasenko	1	0	0	0	0	0	0	0	0	0	0	3	0.0	
Paul Ranger	1	0	0	0	-2	0	0	0	0	0	0	1	0.0															

Power Play: 1-6 16.7% / Penalty Killing: 5-6 83.3%

GOALTENDING

MAPLE LEAFS	GP	Min	W-L-OT	SO	GA	SA	SV	GAA	SV%	BLUES	GP	Min	W-L-OT	SO	GA	SA	SV	GAA	SV%
Jonathan Bernier	2	101	0-2-0	0	6	68	62	3.56	.912	Ryan Miller	1	60	1-0-0	0	3	25	22	3.00	.880
James Reimer	1	16	0-0-0	0	3	15	12	11.3	.800	Brian Elliott	1	60	1-0-0	0	3	22	19	3.00	.864

GOALTENDING

LEAFS VS. ST. LOUIS HISTORY

Leafs All-Time Record: 91-90-25-3	Last Leafs win in Toronto: Jan. 6, 2011 (6-5 SO)	Last two consecutive Leafs wins: Jan. 6, 2011 (6-5 SO) & Nov. 10, 2011 (3-2 SO)
Leafs All-Time Home Record: 59-30-11-3	Last Leafs win in St. Louis: Nov. 10, 2011 (3-2 SO)	Last two consecutive Leafs wins in Toronto: Nov. 5, 1996 (6-3) & Dec. 3, 1996 (2-0)
Leafs All-Time Road Record: 32-60-14-0	Leafs record in shootout: 2-1	Last two consecutive Leafs wins in St. Louis: Jan. 21, 1999 (4-2) & Mar. 4, 1999 (4-0)

MOST RECENT NOTABLES VS. ST. LOUIS

Last Leaf shutdown in Toronto: Dec. 3, 1996 (2-0) (Potvin/Cousineau)	Last Leaf hat trick: Dec. 4, 1997 @ STL (Derek King)
Last Leaf shutdown in St. Louis: Nov. 4, 2000 (0-0) (Curtis Joseph)	Last opponent hat trick vs. Leafs: Mar. 25, 2014 vs. STL (David Backes)
Last opponent shutdown in Toronto: Jan. 29, 1997 (0-4) (Grant Fuhr)	Last Leaf overtime goal: Dec. 13, 2001 @ STL (4-3) SUNDIN (Johnson)
Last opponent shutdown in St. Louis: Feb. 12, 2010 (0-4) (Chris Mason)	Last opponent overtime goal: Dec. 9, 2003 vs. STL (2-3) Pronger (BELFOUR)



LEAFS vs. SAN JOSE SHARKS

Summary for MAPLE LEAFS: Won: 0 Lost: 2 OT: 0

at TORONTO MAPLE LEAFS

Date	Team	Opponent	Attend	Goaltenders	W Goal
03 Dec '13	Maple Leafs 2	Sharks 4	19,360	Reimer vs Niemi	Brad Stuart

at SAN JOSE SHARKS

Date	Team	Opponent	Attend	Goaltenders	W Goal
11 Mar '14	Maple Leafs 2	Sharks 6	17,562	Reimer vs Niemi	Tommy Wingels

Goals by Period:	1st	2nd	3rd	OT	Total	Shots by Period:	1st	2nd	3rd	OT	Total
MAPLE LEAFS	1	2	1	0	4	MAPLE LEAFS	11	23	17	0	51
SHARKS	4	3	3	0	10	SHARKS	27	35	27	0	89

INDIVIDUAL SCORING

MAPLE LEAFS	GP	G	A	P	+/-	PIM	PP	SH	GW	GT	EN	S	S%	SHARKS	GP	G	A	P	+/-	PIM	PP	SH	GW	GT	EN	S	S%			
Mason Raymond	2	1	2	3	-1	4	1	0	0	0	0	5	20.0	Joe Pavelski	2	2	2	4	4	2	0	0	0	0	0	6	33.3			
Jake Gardiner	2	2	0	2	-2	0	0	1	0	0	0	5	40.0	Joe Thornton	2	1	3	4	3	0	1	0	0	0	0	0	4	25.0		
James van Riemsdyk	2	0	2	2	-4	2	0	0	0	0	0	8	0.0	Tommy Wingels	2	1	2	3	2	5	0	1	0	0	1	0	4	25.0		
Phil Kessel	2	1	0	1	-5	0	1	0	0	0	0	6	16.7	Dan Boyle	2	0	3	3	1	2	0	0	0	0	0	0	0	3	0.0	
Tyler Bozak	2	0	1	1	-3	0	0	0	0	0	0	2	0.0	Jason Demers	2	0	2	2	5	0	0	0	0	0	0	0	0	1	0.0	
Carl Gunnarsson	2	0	1	1	-2	0	0	0	0	0	0	1	0.0	James Sheppard	2	0	2	2	2	2	0	0	0	0	0	0	0	0	0.0	
Morgan Rielly	2	0	1	1	-4	0	0	0	0	0	0	4	0.0	Mike Brown	2	1	0	1	1	5	0	0	0	0	0	0	0	5	20.0	
David Clarkson	2	0	0	0	-1	5	0	0	0	0	0	2	0.0	Brent Burns	2	0	1	1	3	0	0	0	0	0	0	0	0	9	11.1	
Peter Holland	2	0	0	0	0	0	0	0	0	0	0	0	0.0	Logan Couture	2	1	0	1	1	2	0	0	0	0	0	0	1	6	16.7	
Nikolai Kulemin	2	0	0	0	-2	0	0	0	0	0	0	2	0.0	Marty Havlat	2	0	1	2	0	0	0	0	0	0	0	0	0	0	7	14.3
Jay McClement	2	0	0	0	-1	4	0	0	0	0	0	1	0.0	Marc-Edouard Vlasic	2	0	1	1	6	0	0	0	0	0	0	0	0	11	9.1	
Colton Orr	2	0	0	0	-1	0	0	0	0	0	0	0	0.0	Brad Stuart	1	1	0	1	1	0	0	0	1	0	0	0	5	20.0		
Dion Phaneuf	2	0	0	0	-3	16	0	0	0	0	0	5	0.0	Justin Braun	2	0	1	1	1	2	0	0	0	0	0	0	0	4	0.0	
Paul Ranger	2	0	0	0	-1	0	0	0	0	0	0	3	0.0	Andrew Desjardins	2	0	1	1	1	15	0	0	0	0	0	0	0	1	0.0	
Troy Bodie	1	0	0	0	-1	5	0	0	0	0	0	1	0.0	Matt Nieto	1	0	1	1	0	0	0	0	0	0	0	0	0	0	0.0	
Mark Fraser	1	0	0	0	-2	0	0	0	0	0	0	1	0.0	Scott Hannan	2	0	0	0	1	0	0	0	0	0	0	0	0	3	0.0	
Tim Gleason	1	0	0	0	-2	7	0	0	0	0	0	0	0.0	Patrick Marleau	2	0	0	0	1	0	0	0	0	0	0	0	0	9	0.0	
Nazem Kadri	1	0	0	0	0	0	0	0	0	0	0	2	0.0	Adam Burish	1	0	0	0	0	0	0	0	0	0	0	0	0	1	0.0	
Joffrey Lupul	1	0	0	0	-1	5	0	0	0	0	0	2	0.0	Tomas Hertl	1	0	0	0	0	0	0	0	0	0	0	0	0	4	0.0	
Frazer McLaren	1	0	0	0	-1	2	0	0	0	0	0	0	0.0	Matt Irwin	1	0	0	0	-1	0	0	0	0	0	0	0	0	3	0.0	
Trevor Smith	1	0	0	0	-1	0	0	0	0	0	0	1	0.0	Tyler Kennedy	1	0	0	0	1	0	0	0	0	0	0	0	0	3	0.0	
Jerred Smithson	1	0	0	0	-1	5	0	0	0	0	0	0	0.0																	

Power Play: 2-5 40.0% / Penalty Killing: 9-10 90.0%

Power Play: 1-10 10.0% / Penalty Killing: 3-5 60.0%

GOALTENDING

MAPLE LEAFS	GP	Min	W-L-OT	SO	GA	SA	SV	GAA	SV%
James Reimer	2	120	0-2-0	0	9	88	79	4.51	.898

GOALTENDING

SHARKS	GP	Min	W-L-OT	SO	GA	SA	SV	GAA	SV%
Antti Niemi	2	120	2-0-0	0	4	51	47	2.00	.922

LEAFS VS. SAN JOSE HISTORY

Leafs All-Time Record:
20-16-5-0

Last Leafs win in Toronto:
Jan. 29, 2002 (4-3)

Last two consecutive Leafs wins:
Feb. 28, 2001 (2-1) & Jan. 29, 2002 (4-3)

Leafs All-Time Home Record:
12-8-2-0

Last Leafs win in San Jose:
Jan. 11, 2011 (4-2)

Last two consecutive Leafs wins in Toronto:
Feb. 28, 2001 (2-1) & Jan. 29, 2002 (4-3)

Leafs All-Time Road Record:
8-8-3-0

Leafs record in shootout:
0-0

Last two consecutive Leafs wins in San Jose:
Dec. 17, 1996 (6-3) & Mar. 26, 1997 (2-1)

MOST RECENT NOTABLES VS. SAN JOSE

Last Leaf shutdown in Toronto:
Never

Last Leaf hat trick:
Never

Last Leaf shutdown in San Jose:
Nov. 4, 1997 (0-0) (Healy/Cousineau)

Last opponent hat trick vs. Leafs:
Never

Last opponent shutdown in Toronto:
Never

Last Leaf overtime goal:
Never

Last opponent shutdown in San Jose:
Nov. 4, 1997 (0-0) (Mike Vernon)

Last opponent overtime goal:
Never



LEAFS vs. TAMPA BAY LIGHTNING

Summary for MAPLE LEAFS: Won: 2 Lost: 2 OT: 0

at TORONTO MAPLE LEAFS

Date	Team	Opponent	Attend	Goaltenders	W Goal
19 Mar '14	Maple Leafs 3	Lightning 5	19,585	Reimer vs Bishop	Steven Stamkos
28 Jan '14	Maple Leafs 3	Lightning 2	19,475	Bernier vs Bishop	James van Riemsdyk

at TAMPA BAY LIGHTNING

Date	Team	Opponent	Attend	Goaltenders	W Goal
08 Apr '14	Maple Leafs 0	Lightning 3	18,896	Reimer vs Bishop, Lindback	Ondrej Palat
06 Feb '14	Maple Leafs 4	Lightning 1	19,204	Bernier vs Bishop, Desjardins	Jay McClement

* - Overtime ** - Shootout

Goals by Period:	1st	2nd	3rd	OT	Total	Shots by Period:	1st	2nd	3rd	OT	Total
MAPLE LEAFS	2	3	5	0	10	MAPLE LEAFS	37	39	53	0	129
LIGHTNING	3	5	3	0	11	LIGHTNING	39	58	43	0	140

INDIVIDUAL SCORING

MAPLE LEAFS	GP	G	A	P	+/-	PIM	PP	SH	GW	GT	EN	S	%	LIGHTNING	GP	G	A	P	+/-	PIM	PP	SH	GW	GT	EN	S	%			
Tyler Bozak	4	1	3	4	2	2	0	0	0	0	1	11	9.1	Ondrej Palat	4	3	2	5	2	0	1	0	1	0	12	25.0				
Phil Kessel	4	1	3	4	1	0	0	0	0	0	0	16	6.2	Steven Stamkos	2	3	1	4	2	0	1	0	1	0	6	50.0				
Carl Gunnarsson	4	0	3	3	0	2	0	0	0	0	0	3	0.0	Victor Hedman	4	1	2	3	-2	0	0	0	0	0	0	0	1.13	7.7		
Nazem Kadri	4	2	0	2	-2	0	0	0	0	0	0	12	16.7	Tyler Johnson	4	1	2	3	0	2	1	0	0	0	0	0	7	14.3		
James van Riemsdyk	4	2	0	2	1	2	0	0	1	0	0	15	13.3	Radko Gudas	4	1	1	2	-1	12	0	0	0	0	0	0	0	13.7	7.7	
Nikolai Kulemin	4	1	1	2	1	0	0	0	0	0	0	5	20.0	Valtteri Filppula	4	0	2	2	-2	0	0	0	0	0	0	0	0	1	0.0	
Morgan Rielly	4	0	2	2	-1	0	0	0	0	0	0	2	0.0	Ryan Malone	3	0	2	2	0	0	0	0	0	0	0	0	0	0	6	0.0
Joffrey Lupul	3	0	2	2	1	2	0	0	0	0	0	7	0.0	Matthew Carle	4	1	0	1	-2	2	0	0	0	0	0	0	0	8	12.5	
Jake Gardiner	4	1	0	1	-2	0	0	0	0	0	0	13	7.7	Mark Barberio	2	1	0	1	0	0	0	0	0	0	0	0	0	3	33.3	
Jay McClement	4	1	0	1	0	2	0	0	1	0	0	5	20.0	Eric Brewer	4	0	1	1	3	2	0	0	0	0	0	0	0	2	0.0	
Mason Raymond	4	1	0	1	-1	0	0	0	0	0	0	9	11.1	Teddy Purcell	4	0	1	1	-5	0	0	0	0	0	0	0	0	12	0.0	
Cody Franson	4	0	1	1	2	0	0	0	0	0	0	4	0.0	Sami Salo	4	0	1	1	-3	0	0	0	0	0	0	0	0	2	0.0	
Tim Gleason	4	0	1	1	2	14	0	0	0	0	0	5	0.0	B.J. Crombeen	3	0	1	1	0	7	0	0	0	0	0	0	0	5	0.0	
David Clarkson	3	0	1	1	1	9	0	0	0	0	0	7	0.0	Nikita Kucherov	3	0	1	1	0	2	0	0	0	0	0	0	0	4	0.0	
Troy Bodie	4	0	0	0	1	2	0	0	0	0	0	6	0.0	Martin St. Louis	2	0	1	1	-3	0	0	0	0	0	0	0	0	6	0.0	
Dion Phaneuf	4	0	0	0	2	2	0	0	0	0	0	4	0.0	J.T. Brown	4	0	0	0	-1	2	0	0	0	0	0	0	0	14	0.0	
Carter Ashton	2	0	0	0	0	0	0	0	0	0	0	1	0.0	Alex Killorn	4	0	0	0	0	17	0	0	0	0	0	0	0	5	0.0	
Peter Holland	2	0	0	0	0	2	0	0	0	0	0	4	0.0	Nate Thompson	4	0	0	1	0	1	0	0	0	0	0	0	0	6	0.0	
Colton Orr	2	0	0	0	0	0	0	0	0	0	0	0	0.0	Ryan Callahan	2	0	0	0	0	0	0	0	0	0	0	0	0	6	0.0	
Paul Ranger	2	0	0	0	1	0	0	0	0	0	0	0	0.0	Tom Pyatt	2	0	0	0	-1	0	0	0	0	0	0	0	2	0.0		
Jerry D'Amigo	1	0	0	0	0	0	0	0	0	0	0	0	0.0	Keith Aulie	1	0	0	0	0	0	0	0	0	0	0	0	0	0	0.0	
Frazer McLaren	1	0	0	0	0	0	0	0	0	0	0	0	0.0	Jean-Philippe Cote	1	0	0	0	0	0	0	0	0	0	0	0	0	3	0.0	

Power Play: 0-10 0.0% / Penalty Killing: 7-10 70.0%

Power Play: 3-10 30.0% / Penalty Killing: 10-10 100.0%

GOALTENDING

MAPLE LEAFS	GP	Min	W-L-OT	SO	GA	SA	SV	GAA	SV%
Jonathan Bernier	2	120	2-0-0	0	3	76	73	1.50	.961
James Reimer	2	117	0-2-0	0	7	63	56	3.58	.889

GOALTENDING

LIGHTNING	GP	Min	W-L-OT	SO	GA	SA	SV	GAA	SV%
Anders Lindback	1	54	1-0-0	0	0	25	25	0.00	1.000
Ben Bishop	4	164	1-1-0	0	7	90	83	2.56	.922
Cedrick Desjardins	1	18	0-1-0	0	2	13	11	6.65	.846

LEAFS VS. TAMPA BAY HISTORY

Leafs All-Time Record:
47-22-2-5

Last Leafs win in Toronto:
Jan. 28, 2014 (3-2)

Last two consecutive Leafs wins:
Jan. 28, 2014 (3-2) & Feb. 6, 2014 (4-1)

Leafs All-Time Home Record:
24-11-1-2

Last Leafs win in Tampa Bay:
Feb. 6, 2014 (4-1)

Last two consecutive Leafs wins in Toronto:
Mar. 20, 2013 (4-2) & Jan. 28, 2014 (3-2)

Leafs All-Time Road Record:
23-11-1-3

Leafs record in shootout:
2-1

Last two consecutive Leafs wins in Tampa Bay:
Nov. 22, 2011 (7-1) & Mar. 15, 2012 (3-1)

MOST RECENT NOTABLES VS. TAMPA BAY

Last Leaf shutout in Toronto:
Dec. 16, 2003 (3-0) (Ed Belfour)

Last Leaf hat trick:
Nov. 5, 2002 vs. TBL (Alex Mogilny)

Last Leaf shutout in Tampa Bay:
Feb. 2, 1999 (3-0) (Curtis Joseph)

Last opponent hat trick vs. Leafs:
Mar. 19, 2014 vs. TBL (Steven Stamkos)

Last opponent shutout in Toronto:
Jan. 4, 1994 (0-1) (Daren Puppa)

Last Leaf overtime goal:
Apr. 5, 2012 vs. TBL (3-2) PHANEUF (Roloson)

Last opponent shutout in Tampa Bay:
Apr. 8, 2014 (0-3) (Bishop/Lindback)

Last opponent overtime goal:
Nov. 30, 2010 vs. TBL (3-4) Gagne (GUSTAVSSON)



LEAFS vs. VANCOUVER CANUCKS

Summary for MAPLE LEAFS: Won: 1 Lost: 1 OT: 0

at TORONTO MAPLE LEAFS

Date	Team	Opponent	Attend	Goaltenders	W Goal
08 Feb '14	Maple Leafs 3	Canucks 1	19,662	Bernier vs Luongo	Phil Kessel

at VANCOUVER CANUCKS

Date	Team	Opponent	Attend	Goaltenders	W Goal
02 Nov '13	Maple Leafs 0	Canucks 4	18,910	Reimer vs Luongo	Daniel Sedin

Goals by Period:	1st	2nd	3rd	OT	Total	Shots by Period:	1st	2nd	3rd	OT	Total
MAPLE LEAFS	0	2	0	0	3	MAPLE LEAFS	19	10	16	0	45
CANUCKS	2	0	1	0	5	CANUCKS	30	18	32	0	80

INDIVIDUAL SCORING

MAPLE LEAFS	GP	G	A	P	+/-	PP	SH	GW	GT	EN	S	%	CANUCKS	GP	G	A	P	+/-	PIM	PP	SH	GW	GT	EN	S	%	
Phil Kessel	2	1	1	2	1	0	0	1	0	0	7	14.3	Chris Higgins	2	1	1	2	0	2	0	0	0	0	0	7	14.3	
Tyler Bozak	1	0	2	2	0	0	0	0	0	0	1	0.0	Ryan Kesler	2	1	1	2	0	0	0	0	0	0	0	0	5	20.0
Mason Raymond	2	1	0	1	0	2	0	0	0	0	6	16.7	Alexander Edler	2	0	2	2	0	4	0	0	0	0	0	0	0	0.0
James van Riemsdyk	2	0	1	1	2	0	0	0	0	0	3	33.3	Brad Richardson	2	0	2	2	0	0	0	0	0	0	0	0	0	0.0
Nikolai Kulemin	2	0	1	1	0	0	0	0	0	0	2	0.0	Dan Hamhuis	2	1	0	1	1	0	0	0	0	0	0	0	0	0.0
Troy Bodie	1	0	1	1	1	0	0	0	0	0	0	0.0	Zack Kassian	2	1	0	1	-1	10	0	0	0	0	0	0	0	0.0
Tim Gleason	1	0	1	1	0	0	0	0	0	0	1	10.0	Daniel Sedin	2	1	0	1	0	1	0	1	0	0	0	0	0	0.0
David Clarkson	2	0	0	-2	14	0	0	0	0	0	3	0.0	Darren Archibald	1	0	1	1	2	0	0	0	0	0	0	0	0	0.0
Cody Franson	2	0	0	-1	0	0	0	0	0	0	2	0.0	Mike Santorelli	1	0	1	1	0	0	0	0	0	0	0	0	0	0.0
Jake Gardiner	2	0	0	-1	0	0	0	0	0	0	2	0.0	Henrik Sedin	1	0	1	1	0	0	0	0	0	0	0	0	0	0.0
Carl Gunnarsson	2	0	0	1	0	0	0	0	0	0	1	0.0	Christopher Tanev	1	0	1	1	2	0	0	0	0	0	0	0	0	0.0
Nazem Kadri	2	0	0	-2	4	0	0	0	0	0	1	0.0	Alexandre Burrows	2	0	0	1	9	0	0	0	0	0	0	0	0	0.0
Joffrey Lupul	2	0	0	-2	4	0	0	0	0	0	3	0.0	Jason Garrison	2	0	0	-1	0	0	0	0	0	0	0	0	0	0.0
Jay McClement	2	0	0	0	0	0	0	0	0	0	3	0.0	Tom Sestito	2	0	0	0	15	0	0	0	0	0	0	0	0	0.0
Frazier McLaren	2	0	0	0	0	6	0	0	0	0	1	0.0	Ryan Stanton	2	0	0	1	4	0	0	0	0	0	0	0	0	0.0
Dion Phaneuf	2	0	0	1	0	0	0	0	0	0	5	0.0	Kevin Bieksas	1	0	0	0	1	2	0	0	0	0	0	0	0	0.0
Paul Ranger	2	0	0	0	4	0	0	0	0	0	2	0.0	David Booth	1	0	0	-1	0	0	0	0	0	0	0	0	0	0.0
Morgan Rielly	2	0	0	-2	0	0	0	0	0	0	2	0.0	Frank Corrado	1	0	0	-1	0	0	0	0	0	0	0	0	0	0.0
Dave Bolland	1	0	0	-1	0	0	0	0	0	0	0	0.0	Zac Dalpe	1	0	0	0	0	0	0	0	0	0	0	0	0	0.0
Colton Orr	1	0	0	0	15	0	0	0	0	0	0	0.0	Raphael Diaz	1	0	0	-1	0	0	0	0	0	0	0	0	0	0.0
Trevor Smith	1	0	0	0	0	0	0	0	0	0	0	0.0	Jannik Hansen	1	0	0	0	0	0	0	0	0	0	0	0	0	0.0

Power Play: 0-7 0.0% / Penalty Killing: 10-11 90.9%

Power Play: 1-11 9.1% / Penalty Killing: 7-7 100.0%

GOALTENDING

MAPLE LEAFS	GP	Min	W-L-OT	SO	GA	SA	SV	GAA	SV%
Jonathan Bernier	1	60	1-0-0	0	1	33	32	1.00	.970
James Reimer	1	60	0-1-0	0	4	47	43	4.00	.915

GOALTENDING

CANUCKS	GP	Min	W-L-OT	SO	GA	SA	SV	GAA	SV%
Roberto Luongo	2	118	1-1-0	1	3	45	42	1.52	.933

LEAFS VS. VANCOUVER HISTORY

Leafs All-Time Record:
53-60-22-1

Leafs All-Time Home Record:
29-25-11-1

Leafs All-Time Road Record:
24-35-11-0

Last Leafs win in Toronto:
Feb. 8, 2014 (3-1)

Last Leafs win in Vancouver:
Nov. 22, 2003 (5-3)

Leafs record in shootout:
0-1

Last two consecutive Leafs wins:
Nov. 22, 2003 (5-3) & Nov. 24, 2003 (2-1)

Last two consecutive Leafs wins in Toronto:
Nov. 26, 1996 (3-2) & Feb. 8, 1997 (4-2)

Last two consecutive Leafs wins in Vancouver:
Mar. 15, 2003 (1-0) & Nov. 22, 2003 (5-3)

MOST RECENT NOTABLES VS. VANCOUVER

Last Leaf shutout in Toronto:
Jan. 9, 1989 (3-0) (Allan Bester)

Last Leaf shutout in Vancouver:
Mar. 15, 2003 (1-0) (Ed Belfour)

Last opponent shutout in Toronto:
Oct. 27, 1971 (0-0) (Dunc Wilson)

Last opponent shutout in Vancouver:
Nov. 2, 2013 (0-4) (Roberto Luongo)

Last Leaf hat trick:
Feb. 28, 1987 vs. VAN (Rick Vaive)

Last opponent hat trick vs. Leafs:
Oct. 18, 2001 @ VAN (Markus Naslund)

Last Leaf overtime goal:
Mar. 6, 2000 @ VAN (6-5) SUNDIN (Snow)

Last opponent overtime goal:
Mar. 28, 1994 @ VAN (2-3) Craven (POTVIN)



LEAFS vs. WASHINGTON CAPITALS

Summary for MAPLE LEAFS: Won: 1 Lost: 2 OT: 0

at TORONTO MAPLE LEAFS

Date	Team	Opponent	Attend	Goaltenders	W Goal
23 Nov '13 **	Maple Leafs 2	Capitals 1	19,473	Reimer vs Holtby	Joffrey Lupul

at WASHINGTON CAPITALS

Date	Team	Opponent	Attend	Goaltenders	W Goal
16 Mar '14	Maple Leafs 2	Capitals 4	18,506	Reimer vs Halak	Joel Ward
10 Jan '14	Maple Leafs 2	Capitals 3	18,506	Bernier vs Neuvirth	Joel Ward
* - Overtime ** - Shootout					

Goals by Period:	1st	2nd	3rd	OT	Total	Shots by Period:	1st	2nd	3rd	OT	Total
MAPLE LEAFS	1	3	1	0	5	MAPLE LEAFS	25	41	20	5	91
CAPITALS	3	1	4	0	8	CAPITALS	37	32	46	3	118

INDIVIDUAL SCORING

MAPLE LEAFS	GP	G	A	P	+/-	PIM	PP	SH	GW	GT	EN	S	5%	CAPITALS	GP	G	A	P	+/-	PIM	PP	SH	GW	GT	EN	S	5%										
Phil Kessel	3	1	1	2	-2	0	0	0	0	0	0	13	7.7	Alex Ovechkin	3	2	1	3	0	0	0	0	0	0	0	12	16.7										
Dion Phaneuf	3	1	1	2	-3	6	0	0	0	0	0	6	16.7	Joel Ward	3	2	1	3	2	0	1	0	2	0	0	12	16.7										
James van Riemsdyk	3	1	1	2	-3	0	1	0	0	0	0	8	12.5	Troy Brouwer	3	2	0	2	2	0	1	0	0	0	0	11	16.7										
Carl Gunnarsson	3	0	2	2	-1	2	0	0	0	0	0	2	0.0	Nicklas Backstrom	3	1	1	2	0	0	0	0	0	0	0	0	9	11.1									
David Clarkson	3	1	0	1	-1	4	1	0	0	0	0	9	11.1	Karl Alzner	3	0	2	2	1	0	0	0	0	0	0	0	5	0.0									
Troy Bodie	1	1	0	1	1	0	0	0	0	0	0	100.0	Mike Green	3	0	2	2	4	0	0	0	0	0	0	0	10	0.0										
Jake Gardiner	3	0	1	1	0	2	0	0	0	0	0	5	0.0	Marcus Johansson	3	0	2	2	1	0	0	0	0	0	0	0	4	0.0									
Nazem Kadri	3	0	1	1	1	0	0	0	0	0	0	8	0.0	Jason Chimera	3	1	0	1	1	0	0	0	0	0	0	0	10	10.0									
Joffrey Lupul	3	0	1	1	0	0	0	0	0	0	0	9	0.0	Mikhail Grabovski	2	0	1	1	2	2	0	0	0	0	0	0	3	0.0									
Mason Raymond	3	0	1	1	1	2	0	0	0	0	0	3	0.0	Evgeny Kuznetsov	1	0	1	1	0	0	0	0	0	0	0	0	2	0.0									
Tyler Bozak	2	0	1	1	-3	0	0	0	0	0	0	4	0.0	Dustin Penner	1	0	1	1	0	0	0	0	0	0	0	0	0	0.0									
Cody Franson	3	0	0	0	-1	2	0	0	0	0	0	8	0.0	John Carlson	3	0	0	1	0	0	0	0	0	0	0	0	12	0.0									
Nikolai Kulemin	3	0	0	0	-1	4	0	0	0	0	0	4	0.0	Eric Fehr	3	0	0	1	4	0	0	0	0	0	0	8	0.0										
Jay McClement	3	0	0	0	-3	2	0	0	0	0	0	2	0.0	Tom Wilson	3	0	0	0	5	0	0	0	0	0	0	4	0.0										
Morgan Rielly	3	0	0	0	-1	0	0	0	0	0	0	3	0.0	Jay Beagle	2	0	0	0	2	0	0	0	0	0	0	2	0.0										
Carter Ashton	2	0	0	0	0	5	0	0	0	0	0	0	0.0	Connor Carrick	2	0	0	0	-2	0	0	0	0	0	0	1	0.0										
Tim Gleason	2	0	0	0	0	0	0	0	0	0	0	1	0.0	Brooks Laich	2	0	0	1	0	0	0	0	0	0	0	0	4	0.0									
Colton Orr	2	0	0	0	0	5	0	0	0	0	0	0	0.0	Dmitry Orlov	2	0	0	0	0	0	0	0	0	0	0	0	1	0.0									
Jerry D'Amigo	1	0	0	0	0	0	0	0	0	0	0	1	0.0	Aaron Volpatti	2	0	0	0	2	0	0	0	0	0	0	0	0	0.0									
Mark Fraser	1	0	0	0	0	0	0	0	0	0	0	0	0.0	John Erskine	1	0	0	0	9	0	0	0	0	0	0	2	0.0										
Peter Holland	1	0	0	0	0	0	0	0	0	0	0	1	0.0	Jack Hillen	1	0	0	0	2	0	0	0	0	0	0	0	0.0										
Frazer McLaren	1	0	0	0	0	0	0	0	0	0	0	0	0.0	Michael Latta	1	0	0	0	0	0	0	0	0	0	0	0	0	0.0									
Paul Ranger	1	0	0	0	0	0	0	0	0	0	0	3	0.0	Nate Schmidt	1	0	0	1	0	0	0	0	0	0	0	0	2	0.0									
Jerred Smithson	1	0	0	0	0	0	0	0	0	0	0	0	0.0	Tyson Strachan	1	0	0	0	0	0	0	0	0	0	0	0	1	0.0									
Power Play: 2-7 28.6% / Penalty Killing: 9-11 81.8%														Alexander Urbom														1	0	0	0	0	0	0	1	0.0	
														Casey Wellman														1	0	0	0	0	0	0	0	1	0.0
														Power Play: 2-11 18.2% / Penalty Killing: 5-7 71.4%																							

GOALTENDING

MAPLE LEAFS	GP	Min	W-L-OT	SO	GA	SA	SV	GAA	SV%
James Reimer	2	125	1-1-0	0	4	82	78	1.93	.951
Jonathan Bernier	1	59	0-1-0	0	3	35	32	3.06	.914

GOALTENDING

CAPITALS	GP	Min	W-L-OT	SO	GA	SA	SV	GAA	SV%
Michal Neuvirth	1	60	1-0-0	0	2	34	32	2.00	.941
Jaroslav Halak	1	60	1-0-0	0	2	29	27	2.00	.931
Braden Holtby	1	65	0-0-1	0	1	28	27	0.92	.964

LEAFS VS. WASHINGTON HISTORY

Leafs All-Time Record:

58-62-10-2

Last Leafs win in Toronto:

Nov. 23, 2013 (2-1SO)

Last two consecutive Leafs wins:

Jan. 31, 2013 (3-2) & Feb. 5, 2013 (3-2)

Leafs All-Time Home Record:

35-22-6-1

Last Leafs win in Washington:

Feb. 5, 2013 (3-2)

Last two consecutive Leafs wins in Toronto:

Jan. 31, 2013 (3-2) & Nov. 23, 2013 (2-1SO)

Leafs All-Time Road Record:

23-40-4-1

Leafs record in shootout:

4-2

Last two consecutive Leafs wins in Washington:

Jan. 17, 2003 (4-1) & Feb. 20, 2003 (6-2)

MOST RECENT NOTABLES VS. WASHINGTON

Last Leaf shutout in Toronto:

Mar. 6, 2007 (3-0) (Andrew Raycroft)

Last Leaf hat trick:

Jan. 8, 1990 vs. WSH (Gary Leeman)

Last Leaf shutout in Washington:

Never

Last opponent hat trick vs. Leafs:

Jan. 22, 2011 vs. WSH (Alex Ovechkin)

Last opponent shutout in Toronto:

Jan. 28, 1984 (0-8) (Pat Riggin)

Last Leaf overtime goal:

Mar. 29, 2003 vs. WSH (4-3) SUNDIN (Charpentier)

Last opponent shutout in Washington:

Mar. 11, 2012 (0-2) (Michal Neuvirth)

Last opponent overtime goal:

Oct. 16, 1985 vs. WSH (5-6) Duchesne (BERNHARDT)



LEAFS vs. WINNIPEG JETS

Summary for MAPLE LEAFS: Won: 0 Lost: 1 OT: 1

at TORONTO MAPLE LEAFS

Date	Team	Opponent	Attend	Goaltenders	W Goal
05 Apr '14	Maple Leafs 2	Jets 4	19,544	Reimer vs Pavelec	Tobias Enstrom

at WINNIPEG JETS

Date	Team	Opponent	Attend	Goaltenders	W Goal
25 Jan '14 *	Maple Leafs 4	Jets 5	15,004	Reimer, Bernier vs Pavelec	Dustin Byfuglien
* - Overtime ** - Shootout					

Goals by Period:	1st	2nd	3rd	OT	Total	Shots by Period:	1st	2nd	3rd	OT	Total
MAPLE LEAFS	2	3	1	0	6	MAPLE LEAFS	20	15	17	1	53
JETS	4	3	1	1	9	JETS	23	26	23	1	73

INDIVIDUAL SCORING

MAPLE LEAFS	GP	G	A	P	+	-	PIM	PP	SH	GW	GT	EN	S	%
Phil Kessel	2	2	1	3	-1	0	0	0	0	0	0	0	7	28.6
Nazem Kadri	2	1	1	2	0	0	1	0	0	0	0	0	6	16.7
James van Riemsdyk	2	0	2	2	0	0	0	0	0	0	0	0	5	0.0
Troy Bodie	2	1	0	1	1	0	0	0	0	0	0	0	2	50.0
Tim Gleason	2	1	0	1	-3	-2	0	0	0	0	0	0	1	100.0
Dion Phaneuf	2	1	0	1	-2	0	1	0	0	0	0	0	3	33.3
Tyler Bozak	2	0	1	1	-1	0	0	0	0	0	0	0	0	0.0
Cody Franson	2	0	1	1	-1	2	0	0	0	0	0	0	4	0.0
Morgan Rielly	2	0	1	1	3	2	0	0	0	0	0	0	5	0.0
Carter Ashton	1	0	1	1	0	0	0	0	0	0	0	0	1	0.0
Jake Gardiner	2	0	0	0	0	0	0	0	0	0	0	0	2	0.0
Carl Gunnarsson	2	0	0	0	-2	2	0	0	0	0	0	0	0	0.0
Nikolai Kulemin	2	0	0	0	-2	2	0	0	0	0	0	0	3	0.0
Joffrey Lupul	2	0	0	0	-2	0	0	0	0	0	0	0	0	0.0
Jay McClement	2	0	0	0	-1	0	0	0	0	0	0	0	0	0.0
Mason Raymond	2	0	0	0	0	0	0	0	0	0	0	0	3	0.0
Dave Bolland	1	0	0	0	-1	0	0	0	0	0	0	0	0	0.0
David Clarkson	1	0	0	0	0	0	0	0	0	0	0	0	2	0.0
Peter Holland	1	0	0	0	0	0	0	0	0	0	0	0	0	0.0
Colton Orr	1	0	0	0	1	0	0	0	0	0	0	0	0	0.0
Paul Ranger	1	0	0	0	0	2	0	0	0	0	0	0	2	0.0

Power Play: 2-9 22.2% / Penalty Killing: 2-5 40.0%

JETS	GP	G	A	P	+	-	PIM	PP	SH	GW	GT	EN	S	%
Blake Wheeler	2	1	3	4	0	2	1	0	0	0	0	0	5	20.0
Andrew Ladd	2	0	4	4	0	0	0	0	0	0	0	0	2	0.0
Bryan Little	2	2	1	3	3	0	1	0	0	0	0	0	6	33.3
Michael Frolik	2	0	3	3	3	0	0	0	0	0	0	0	8	0.0
Dustin Byfuglien	2	1	1	2	0	0	0	0	0	1	0	0	5	20.0
Tobias Enstrom	2	1	1	2	0	4	1	0	1	0	1	0	2	50.0
Jacob Trouba	2	1	1	2	1	0	0	0	0	0	0	0	6	16.7
Olli Jokinen	2	1	0	1	0	0	0	0	0	0	0	0	6	16.7
Zach Bogosian	1	1	0	1	-1	2	0	0	0	0	0	0	1	100.0
Mark Scheifele	1	1	0	1	-1	0	0	0	0	0	0	0	3	33.3
Mark Stuart	2	0	1	1	4	0	0	0	0	0	0	0	6	0.0
Evander Kane	1	0	1	1	-1	2	0	0	0	0	0	0	2	0.0
Eric O'Dell	1	0	1	1	0	0	0	0	0	0	0	0	0	0.0
Adam Pardy	2	0	0	0	1	0	0	0	0	0	0	0	1	0.0
Anthony Peluso	2	0	0	0	-1	0	0	0	0	0	0	0	3	0.0
Devin Setoguchi	2	0	0	0	-1	2	0	0	0	0	0	0	8	0.0
Keaton Ellerby	1	0	0	0	0	2	0	0	0	0	0	0	1	0.0
Matt Halischuk	1	0	0	0	0	2	0	0	0	0	0	0	2	0.0
Paul Postma	1	0	0	0	0	0	0	0	0	0	0	0	2	0.0
Zach Redmond	1	0	0	0	1	0	0	0	0	0	0	0	2	0.0
Jim Slater	1	0	0	0	0	0	0	0	0	0	0	0	1	0.0
Eric Tangradi	1	0	0	0	-1	0	0	0	0	0	0	0	0	0.0
Chris Thorburn	1	0	0	0	0	0	0	0	0	0	0	0	1	0.0
James Wright	1	0	0	0	0	0	0	0	0	0	0	0	0	0.0

Power Play: 3-5 60.0% / Penalty Killing: 7-9 77.8%

GOALTENDING

MAPLE LEAFS	GP	Min	W-L-OT	SO	GA	SA	SV	GAA	SV%
Jonathan Bernier	1	35	0-0-1	0	1	13	12	1.74	.923
James Reimer	2	85	0-1-0	0	8	60	52	5.62	.867

GOALTENDING

JETS	GP	Min	W-L-OT	SO	GA	SA	SV	GAA	SV%
Ondrej Pavelec	2	123	2-0-0	0	6	53	47	2.93	.887

LEAFS VS. WINNIPEG HISTORY

Leafs All-Time Record:

28-15-1-7

Leafs All-Time Home Record:

14-7-1-3

Leafs All-Time Road Record:

14-8-0-4

Last Leafs win in Toronto:

Jan. 5, 2012 (4-0)

Last Leafs win in Winnipeg:

Feb. 7, 2013 (3-2)

Leafs record in shootout:

1-2

Last two consecutive Leafs wins:

Jan. 7, 2011 (9-3) @ ATL & Feb. 7, 2011 (5-4) (vs. ATL)

Last two consecutive Leafs wins in Toronto:

Oct. 19, 2011 (4-3 SO) & Jan. 5, 2012 (4-0)

Last two consecutive Leafs wins in Winnipeg:

Mar. 25, 2010 (2-1 OT) (ATL) & Jan. 7, 2011 (9-3) (ATL)

MOST RECENT NOTABLES VS. WINNIPEG

Last Leaf shutdown in Toronto:

Jan. 5, 2012 (4-0) (Jonas Gustavsson)

Last Leaf shutdown in Winnipeg:

Dec. 14, 2007 (4-0) (Vesa Toskala - ATL)

Last opponent shutdown in Toronto:

Never

Last opponent shutdown in Winnipeg:

Nov. 30, 2006 (0-5) (Kari Lehtonen - ATL)

Last Leaf hat trick:

Oct. 14, 2005 @ ATL (Jeff O'Neill)

Last opponent hat trick vs. Leafs:

Nov. 30, 2006 @ ATL (Marian Hossa)

Last Leaf overtime goal:

Mar. 25, 2010 @ ATL (2-1) GRABOVSKI (Pavelec)

Last opponent overtime goal:

Jan. 25, 2014 @ WPG (4-5) Byfuglien (BERNIER)





LEAFS NATION

WANT IN ON THE ACTION?

BECOME A MEMBER FOR A CHANCE TO WIN 1 OF 100 PAIRS
OF TICKETS FOR EVERY LEAFS GAME IN THE:



FAN600DECK

LEAFS NATION MEMBERSHIP BENEFITS INCLUDE:

- FIRST PURCHASE ACCESS TO TICKETS ALL SEASON
- EXCLUSIVE TICKET PRESALES
- INVITATIONS TO MEMBERS ONLY LEAFS EVENTS

[MAPLELEAFS.COM/LEAFSNATION](https://www.mapleleafs.com/leafsnation)

Anaheim Ducks

Honda Center
2695 E. Katella Ave.
Anaheim, California 92806
Phone: 714-940-2900
ducks.nhl.com / @AnaheimDucks
Exec. V.P. / General Manager: Bob Murray
Head Coach: Bruce Boudreau
Director of Media & Communications: Alex Gilchrist

**Arizona Coyotes**

Gila River Arena
9400 W. Maryland Avenue
Glendale, Arizona 85305
Phone: 623-772-3200
arizonacoyotes.com / @ArizonaCoyotes
Exec. V.P. / General Manager: Don Maloney
Head Coach: Dave Tippett
V.P. of Communications: Rich Nairn

**Boston Bruins**

TD Garden
100 Legends Way
Boston, Massachusetts 02114
Phone: 617-624-2327
bruins.nhl.com / @NHLBruins
General Manager: Peter Chiarelli
Head Coach: Claude Julien
V.P. Communications & Content: Matt Chmura

**Buffalo Sabres**

First Niagara Center
One Seymour H. Knox III Plaza
Buffalo, New York 14203
Phone: 716-855-4100
sabres.nhl.com / @SabresDotCom
General Manager: Tim Murray
Head Coach: Ted Nolan
V.P. of Public Relations &
Community Relations: Michael Gilbert

**Calgary Flames**

Scotiabank Saddledome
P.O. Box 1540 Station M
Calgary, Alberta T2P 3B9
Phone: 403-777-2177
flames.nhl.com / @NHLFlames
General Manager: Brad Treliving
Head Coach: Bob Hartley
V.P. of Communications: Peter Hanlon

**Carolina Hurricanes**

PNC Arena
1400 Edwards Mill Road
Raleigh, North Carolina 27607
Phone: 919-467-7825
hurricanes.nhl.com / @nhl_canes
Exec. V.P. / General Manager: Ron Francis
Head Coach: Bill Peters
V.P. of Communications: Mike Sundheim

**Chicago Blackhawks**

United Center
1901 W. Madison Street
Chicago, Illinois 60612
Phone: 312-455-7000
blackhawks.nhl.com / @NHLBlackhawks
V.P./General Manager: Stan Bowman
Head Coach: Joel Quenneville
Sr. Director of Communications & Community Relations:
Brandon Faber

**Colorado Avalanche**

Pepsi Center
1000 Chopper Circle
Denver, Colorado 80204
Phone: 303-405-1100
avalanche.nhl.com / @Avalanche
Exec. V.P. of Hockey Operations: Joe Sakic
General Manager: Greg Sherman
Head Coach: Patrick Roy
Sr. V.P. Communications & Business Operations:
Jean Martineau

**Columbus Blue Jackets**

Nationwide Arena
200 W. Nationwide Blvd.
Columbus, Ohio 43215
Phone: 614-246-4625
bluejackets.nhl.com / @BluejacketsNHL
General Manager: Jarmo Kekalainen
Head Coach: Todd Richards
V.P. of Communications & Team Services:
Todd Sharrock

**Dallas Stars**

American Airlines Arena
2601 Avenue of the Stars
Frisco, Texas 75034
Phone: 214-387-5500
stars.nhl.com / @StarsPR
General Manager: Jim Nill
Head Coach: Lindy Ruff
Sr. Director of Communications: Tom Holy

**Detroit Red Wings**

Joe Louis Arena
19 Steve Yzerman Drive
Detroit, Michigan 48226
Phone: 313-394-7000
redwings.nhl.com / @detroitredwings
Exec. V.P. / General Manager: Ken Holland
Head Coach: Mike Babcock
Director of Public Relations: Todd Beam

**Edmonton Oilers**

Rexall Place
11230 - 110th Street
Edmonton, Alberta T5G 3H7
Phone: 780-414-4625
oilers.nhl.com / @NHL_Oilers
General Manager: Craig MacTavish
Head Coach: Dallas Eakins
Director, Communications & Media Relations:
J.J. Hebert

**Florida Panthers**

BBGT Center
One Panther Parkway
Sunrise, Florida 33323
Phone: 954-835-7000
panthers.nhl.com / @FlaPanthers
Exec. V.P./General Manager: Dale Tallon
Head Coach: Gerard Gallant
Director, Communications: Justin Copertino

**Los Angeles Kings**

Staples Center
1111 South Figueroa Street
Los Angeles, California 90015
Phone: 213-742-7100
kings.nhl.com / lakings.com/twitter
President / General Manager: Dean Lombardi
Head Coach: Darryl Sutter
V.P. Communications & Content: Mike Altieri

**Minnesota Wild**

Xcel Energy Center
317 Washington Street
St. Paul, Minnesota 55102
Phone: 651-602-6000
wild.nhl.com / @mnlwild
General Manager: Chuck Fletcher
Head Coach: Mike Yeo
Media Relations Director: Aaron Sickman

**Montreal Canadiens**

Bell Centre
1909, avenue des Canadiens-de-Montreal
Montreal, Quebec H3B 5E8
Phone: 514-932-2582
canadiens.nhl.com / @CanadiensMTL
Exec. V.P. & General Manager:
Marc Bergevin
Head Coach: Michel Therrien
Sr. V.P., Communications: Donald Beauchamp



Nashville Predators

Bridgestone Arena
501 Broadway
Nashville, Tennessee 37203
Phone: 615-770-2300
predators.nhl.com / @PredsNHL
President Hockey Ops. & General Manager: David Poile
Head Coach: Peter Laviolette
Senior V.P. Hockey Communications: Gerry Helper



New Jersey Devils

Prudential Center
25 Lafayette Street
Newark, New Jersey 07102
Phone: 973-757-6100
devils.nhl.com / @NHLDEVILS
President & General Manager: Lou Lamoriello
Head Coach: Peter DeBoer
Senior V.P., Communications: Mike Levine



New York Islanders

Nassau Coliseum
1255 Hempstead Tpke.
Uniondale, NY 11553
Phone: 516-501-6700
islanders.nhl.com / @NYIslanders
General Manager: Garth Snow
Head Coach: Jack Capuano
Director of Communications: Kimber Auerbach



New York Rangers

Madison Square Garden
Two Pennsylvania Plaza, 14th Floor
New York, New York 10121
Phone: 212-465-6486
rangers.nhl.com / @TheNVRangers
President & General Manager: Glen Sather
Head Coach: Alain Vigneault
V.P., Public Relations & Player Recruitment:
John Rosasco



Ottawa Senators

Canadian Tire Centre
1000 Palladium Drive
Ottawa, Ontario K2V 1A5
Phone: 613-599-0100
senators.nhl.com / @NHL_Sens
Exec. V.P. / General Manager: Bryan Murray
Head Coach: Paul MacLean
Sr. Director, Communications: Brian Morris



Philadelphia Flyers

Wells Fargo Center
3601 South Broad Street
Philadelphia, Pennsylvania 19148
Phone: 215-465-4500
flyers.nhl.com / @NHLFlyers
General Manager: Ron Hextall
Head Coach: Craig Berube
Senior Director of Communications: Zack Hill



Pittsburgh Penguins

Consol Energy Center
1001 Fifth Avenue
Pittsburgh, Pennsylvania 15219
Phone: 412-642-1300
penguins.nhl.com / @pghpenguins
Exec. V.P. / General Manager: Jim Rutherford
Head Coach: Mike Johnston
V.P. Communications: Tom McMillan



St. Louis Blues

Scottrade Center
1401 Clark Avenue at Brett Hull Way
St. Louis, Missouri 63103
Phone: 314-622-2500
blues.nhl.com / @St_Louis_Blues
President of Hockey Operations &
General Manager: Doug Armstrong
Head Coach: Ken Hitchcock
Sr. V.P. of Marketing & Communications: Mike Caruso



San Jose Sharks

SAP Center at San Jose
525 West Santa Clara Street
San Jose, California 95113
Phone: 408-287-7070
sharks.nhl.com / @SanJoseSharks
General Manager: Doug Wilson
Head Coach: Todd McLellan
Director of Media Relations: Scott Emmert



Tampa Bay Lightning

Tampa Bay Times Forum
401 Channelside Drive
Tampa, Florida 33602
Phone: 813-301-6500
lightning.nhl.com / @TBLighting
Vice President & General Manager: Steve Yzerman
Head Coach: Jon Cooper
Exec. V.P., Communications: Bill Wickett



Toronto Maple Leafs

Air Canada Centre
50 Bay St., Suite 500
Toronto, Ontario M5J 2L2
mapleleafs.nhl.com / @MapleLeafs
Sr. Vice-President & General Manager: David Nonis
Head Coach: Randy Carlyle
Director, Media Relations: Steve Keogh



Vancouver Canucks

Rogers Arena
800 Griffiths Way
Vancouver, British Columbia V6B 6G1
Phone: 604-899-4600
canucks.nhl.com / @VanCanucks
General Manager: Jim Benning
Head Coach: Willie Desjardins
Director, Media Relations & Team Ops: Ben Brown



Washington Capitals

Verizon Center
627 N. Glebe Road, Suite 850
Arlington, Virginia 22203
Phone: 202-266-2200
capitals.nhl.com / @WashCaps
Sr. V.P. / General Manager: Brian MacLellan
Head Coach: Barry Trotz
Sr. Director, Communications: Sergey Kocharov



Winnipeg Jets

MTS Centre
345 Graham Ave.
Winnipeg, MB R3C 5S6
Phone: 204-987-7825
jets.nhl.com / @NHLjets
Exec. V.P. & General Manager: Kevin Cheveldayoff
Head Coach: Paul Maurice
Director, Corporate Communications:
Scott Brown



NHL - Toronto

Gary Meagher - Executive V.P. Communications
50 Bay St. 11 Floor
Toronto, Ontario M5J 2X8
Phone: 416-359-7900

NHL - New York

Frank Brown - Group V.P., Public Relations
1185 Avenue of the Americas
New York, New York 10036
Phone: 212-789-2000



Twitter.com/NHL

HISTORY



A BRIEF HISTORY OF THE TORONTO MAPLE LEAF HOCKEY CLUB

The Toronto Maple Leafs were formed on February 14, 1927 when Conn Smythe took over the team previously known as the Toronto St. Patricks. The team continued to play out of the old Mutual Street Arena, also known as the "Arena Gardens", until the ice palace on Carlton Street, Maple Leaf Gardens, was built in 1931.

Toronto won its first Stanley Cup as the Maple Leafs in their first season in the Gardens. The "Kid Line" made up of Joe Primeau, Harvey "Busher" Jackson and Charlie Conacher led the team offensively. "Red" Horner led the team in penalty minutes and "Hap" Day and "King" Clancy were the leaders on the blue line.

The Leafs had continued regular season success in the 30's but did not enjoy another Cup victory until 1942. Smythe replenished his talent base in the late 30's by finding multi-talented forward, Syl Apps, dependable goaltender Walter "Turk" Broda and consistent point-getter Gordie Drillon.

Successful Leaf coach Dick Irvin left the Leafs for Montreal in 1940 having won one Stanley Cup and guiding the Leafs to seven Cup Finals in his nine years as Toronto's bench boss. Hap Day took over as coach and won his first Cup behind the bench in dramatic fashion. The Leafs rallied after losing the first three games of the '42 Finals versus the Detroit Red Wings and won the next four to take the series. This is the first and only time this occurred in a Stanley Cup Final series.

The Second World War depleted the Leaf roster as many of the players represented their country overseas. Future captain and star, Ted "Teeder" Kennedy, was first given an opportunity to play in 1943 as a result. Frank "Ulcers" McCool temporarily replaced Broda in net during this period and set an NHL record with three consecutive shutouts in the 1945 playoffs, on the way to the Leafs' next Cup victory.

Conn Smythe's long time right-hand man, Frank Selke, left for Montreal in 1946. Smythe, with the support of the first President of the Gardens and Chairman of the Board, Jack Bickell, emerged as the President of Maple Leaf Gardens Limited and 30% ownership. Bickell, who died in 1951, had a memorial trophy created in his name which honours great Leaf players and significant hockey achievements. Smythe remained as President until his resignation in 1961.

New faces were added to join the players returning from military service with resounding success. Three consecutive Stanley Cups in 1947, 1948 and 1949 demonstrated Smythe's ability to bring together the necessary parts for a winning team. Smythe's most notable player acquisition was on November 20, 1947 when five Leafs were sent to Chicago for Cy Thomas and the previous season's scoring champion, Max Bentley. The 1947 Cup was won over the Montreal Canadiens who were led by Hector "Toe" Blake and Maurice "the Rocket" Richard. In January of 1947, Leaf rookie Howie Meeker set a league record for a rookie by scoring five times in one game. Meeker went on to win the Calder Trophy as Rookie of the Year beating out Gordie Howe for the honours.



Syl Apps & Frank Selke



Walter "Turk" Broda

A BRIEF HISTORY OF THE TORONTO MAPLE LEAF HOCKEY CLUB

The 1948 Cup victory was clinched in four straight games over the Red Wings who were led by Ted Lindsay, Sid Abel and Howe. After this victory, Syl Apps retired after a distinguished career as Leaf captain and inspirational leader. With new captain "Teeder" Kennedy, the Leafs took the 1949 Cup, again in four straight over Detroit.

The 1950s saw the arrival of new faces such as George Armstrong and Tim Horton. These two men would go on to play more games for the Maple Leafs than any other player. Triumph and tragedy were experienced in 1951. Bill Barilko's overtime goal in game five of the Finals versus the Canadiens won the Leafs the Cup but Barilko died in a plane crash later that summer. The remainder of the 50s saw the Leafs try unsuccessfully to replace retired stars such as "Turk" Broda and Max Bentley. Many player moves were made but the Leafs did not see the Stanley Cup Final again until 1959. Kennedy retired in 1956 and the coaches during this decade were Joe Primeau, "King" Clancy, Howie Meeker, Billy Reay and in 1958, "Punch" Imlach arrived. Conn Smythe's son, Stafford, was given control of the team in 1957 and Stafford employed six assistants including John Bassett and Harold Ballard.

Stafford Smythe brought "Punch" to Toronto and Imlach's first player move was the signing of an American Hockey League veteran goalkeeper by the name of Johnny Bower. The move was originally questioned by many due to Bower's age. The 34-year-old Bower went on to win 220 regular season games and four Stanley Cups over 12 seasons. Imlach assigned himself as coach and stayed for 10 consecutive seasons. Leonard "Red" Kelly was brought over from Detroit and moved from defence to forward in February of 1960. Dave Keon and Eddie Shack were two talented youngsters added to the mix. Frank Mahovlich, who had earlier won the Rookie of the Year honours in 1958, claimed star status on the left wing with his effortless skating, hard shot and soft hands. Chicago even unsuccessfully offered \$1,000,000 for his services in October, 1962.

With Bower in net, the defensive tandems of Bobby Baun/Carl Brewer and Tim Horton/Allan Stanley and forward attackers such as Bob Pulford, Billy Harris, Keon, Mahovlich, Kelly and Armstrong, the Leafs dominated the first half of the 1960s. Even though the Leafs finished in first place at the end of the regular season only once in the 60s, the Leafs showed their true skill in the postseason by winning three consecutive Cups beginning in 1962 and another in 1967.

Toronto defeated Stan Makita's Chicago Blackhawks in 1962 in a six game Final series in which Dave Keon made his Stanley Cup debut. In 1963 and 1964, the Leafs defeated Detroit in the Finals. This made it six of 10 Cups won so far having been acquired in a Final series versus the Red Wings. The Cup victory in 1964 was dramatic in that Baun broke his ankle in Game Six blocking a Gordie Howe slapshot. The Leafs were down three games to two and Baun did not want to miss the rest of the game. He returned to score the overtime goal that game and he did not miss a shift in a Game Seven victory two days later. Baun was on crutches for two months after finally allowing his leg to be plastered.

The 1967 Cup victory was significant in several ways. It allowed the Leaf fans to savour a victory over



Punch Imlach



Dave Keon

A BRIEF HISTORY OF THE TORONTO MAPLE LEAF HOCKEY CLUB

the favoured Canadians who were led by the coaching of "Toe" Blake and a roster that included Henri Richard, Jean Beliveau, Yvan Courmoyer and Rogie Vachon. The win was also special because it was won by a team with an average age of over 30 and two players over 40 (Bower and Stanley). Dave Keon became the first Leaf to win the Conn Smythe Trophy as the M.V.P. of the playoffs.

With the successes of a veteran team comes the inevitable period of rebuilding. After the '67 Cup, significant deals made to improve the team included the Frank Mahovlich trade which allowed Norm Ullman, Paul Henderson and Floyd Smith to come to Toronto. Imlach was relieved of his duties immediately after being swept out of the 1969 playoffs by the Boston Bruins. The rebuilding had begun.

With the league suddenly stretching its talent pool over 12 teams instead of the original six, Leafs General Manager Jim Gregory and coach John McLellan had more competition for available talent. With the likes of Pulford, Keon, Armstrong still contributing, the Leafs added Brian Glennie, Rick Ley, Jim Dorey and an all important 1970 first-round draft pick, Darryl Sittler. In 1971, Ullman and Keon led the Leafs offensively and the acquisition of 41 year-old goaltending legend Jacques Plante bolstered the team's confidence. Plante led the league that year with a goals-against average of just 1.88.

The contracts that the new World Hockey Association (W.H.A.) were offering attracted several key Leafs away from the team including a young standout goaltender Bernie Parent and veterans such as Keon, Henderson, and Ullman. The Leafs continued to rebuild through the Entry Draft and in 1973 selected Lanny McDonald and Ian Turnbull and, in 1974, added Dave "Tiger" Williams and Mike Palmateer. Chief Scout Gerry McNamara signed two young players from the Swedish National Team in 1973, Inge Hammarstrom and Borje Salming. The appointment of "Red" Kelly as coach in 1973-74 assisted in bringing the team to fourth place in the Eastern Division at the conclusion of the regular season. As the 1970s progressed, so did the Leafs. Sittler and McDonald emerged as superstars. With Errol Thompson added in to complete the Leafs' top line, the team showed an ability to compete against the top teams. Sittler had an unforgettable night on February 7, 1976 when he scored six times and added four assists in an 11-4 win over the Boston Bruins. Kelly and his "pyramid power" strategies were replaced in 1977 by the meticulous detail and modern techniques of a coach out of the Ontario Hockey League, Roger Neilson.

The best playoff performance of the decade for the Leafs was in 1978 in which the Leafs took out the heavily favoured NY Islanders in the Quarter-Finals. Lanny McDonald scored the memorable series winning goal 4:13 into overtime of Game Seven.

Just prior to the beginning of the 1980s, Leaf fans were surprised by the sudden trading of McDonald on Dec. 29, 1979. This decade was a difficult time for the franchise and its followers. "Punch" Imlach had been brought back to try to rekindle past successes. Many changes took place including the trading of Ian Turnbull, Mike Palmateer and on January 20, 1982, Darryl Sittler. Joe Crozier, Mike Nykoluk, Dan Maloney, John Brophy, George Armstrong and Doug Carpenter each took turns behind the bench during the 1980s.

There were some bright spots. In 1981 Wilf Paiment set a record for most points by a right winger in a season with 97. Rick Vaive was acquired from Vancouver in 1980 in the "Tiger" Williams trade and had three consecutive 50-goal seasons. Wendel Clark, the Leafs' first-round pick, and first overall in the 1985 Entry Draft, had an immediate positive impact on the organization. His competitiveness and spirit restored the team's self confidence and the fans' belief in the team. Gord Stellick, an industrious hockey office employee worked his way through the ranks and was appointed the youngest general manager in the history of the N.H.L. in 1988.



Lanny McDonald

Tom Watt was hired by new General Manager Floyd Smith and took over the coaching duties in 1990 after success with the University of Toronto Varsity Blues and N.H.L. experience in Winnipeg, Vancouver and Calgary. His captain was veteran defenceman Rob Ramage and highly-skilled forward Vincent Damphousse led the team offensively. Dave Ellett was acquired

A BRIEF HISTORY OF THE TORONTO MAPLE LEAF HOCKEY CLUB

in November of 1990 and two future Hall of Famers, Grant Fuhr and Glenn Anderson, came to the team from the decorated Edmonton Oilers in September of 1991. The January 2, 1992 date is fondly remembered by all Leaf fans. Doug Gilmour, Jamie Macoun, Ric Nattress, Rick Wamsley and Kent Manderville were obtained in exchange for Gary Leeman, Michel Petit, Jeff Reese, Craig Berube and Alexander Godyniuk in the league's largest player trade ever. Gilmour has had a very dramatic impact by bringing the team to a level of respectability while setting franchise scoring records in the regular season and playoffs. A second round selection in 1990, Felix Potvin quickly developed into one of the top ten goaltenders in the league and he was a finalist for Rookie Of The Year in 1993.

Cliff Fletcher came to the organization on July 1, 1991 as the Chief Operating Officer, President and General Manager. His goal was to restore the winning tradition on the ice, and off the ice his vision included fostering a solid relationship with the community and the club's alumni. Fletcher brought in Pat Burns to take over as coach in 1992 and his "fire and brimstone" attitude brought out the best in his charges in the springs of 1993 and 1994. The team demonstrated determination, confidence and teamwork. A Game Seven loss in the Semi-Finals to the Wayne Gretzky-led L.A. Kings in '93 and a tough loss to Vancouver in the '94 Semi-Finals renewed the passion and hope with their loyal fan base.

The Entry Draft of 1994 was dramatic due to a major deal which saw Wendel Clark traded to the Nordiques and Mats Sundin join the Leafs in a multi-player deal. In Sundin, the Leafs received a player that would assume top spot on the club's all-time points and goals list while serving as captain for a decade.

A new Toronto Maple Leafs' era was introduced on May 30, 1997 when Ken Dryden was named President of the Toronto Maple Leaf Hockey Club. New coach and former Leaf Pat Quinn would fashion a record of 300-196-52-8 in 574 games with the Maple Leafs, second on the club's list for career wins (Imlach) and in games coached (Imlach). His tenure was highlighted by two trips to the Conference Finals (1999 and 2002) and he reached the playoffs in every year but one, 2005-06. His Leaf clubs qualified for the postseason in each of his first five coaching seasons, including four straight seasons of reaching at least the second round. In addition to his duties as head coach of the Leafs, Quinn also served simultaneously as the team's general manager from July 14, 1999 until August 29, 2003. Fan favourites Curtis Joseph, Tomas Kaberle, Gary Roberts, Alex Mogilny and Sundin were veterans that regularly delivered in the clutch during a period of entertaining, free-wheeling hockey in front of sold-out crowds.

Quinn's successor to the managing duties was John Ferguson. His acquisitions of Joe Nieuwendyk, Eric Lindros and Brian Leetch didn't push the team over the top and he was eventually succeeded by Brian Burke in November 2008. Current coach Randy Carlyle was reunited with Burke late in the 2011-12 campaign. Quinn's successor to the managing duties was John Ferguson. His acquisitions of Joe Nieuwendyk, Eric Lindros and Brian Leetch didn't push the team over the top and he was eventually succeeded by Brian Burke in November 2008. Current coach Randy Carlyle was reunited with Burke late in the 2011-12 campaign.

Dave Nonis took over as Senior Vice President and General Manager on January 9, 2013. The Maple Leafs, under Carlyle, reached the playoffs in 2013 and further excited Leafs Nation by pushing the eventual Stanley Cup-winning Bruins to seven games in the first round.

During this past offseason, MLSE President & CEO Tim Leiweke announced the appointment of three-time Stanley Cup Champion and Hockey Hall of Famer Brendan Shanahan as President and Alternate Governor of the Maple Leafs. Shanahan's management moves heading into 2014-15 included the appointment of analytics expert Kyle Dubas as Assistant General Manager and salary cap specialist Brandon Pridham as Assistant to the General Manager.

Shanahan, Nonis, Carlyle, captain Dion Phaneuf, Phil Kessel and the entire Maple Leafs organization are poised for the challenges ahead striving for the winning formula as the storied Toronto NHL franchise nears its 100th anniversary.



Curtis Joseph

RECORD YEAR-BY-YEAR

SEASON	GP	W	L	T	OL	GF	GA	PTS	FINISHED	PLAYOFF RESULTS
2013-14	82	38	36	-	8	231	256	84	6th, Atlantic Division	Out of Playoffs
* 2012-13	48	26	17	-	5	145	133	57	3rd, Northeast Division	Lost Conference Quarter-Final
2011-12	82	35	37	-	10	231	264	80	4th, Northeast Division	Out of Playoffs
2010-11	82	37	34	-	11	218	251	85	4th, Northeast Division	Out of Playoffs
2009-10	82	30	38	-	14	214	267	74	5th, Northeast Division	Out of Playoffs
2008-09	82	34	35	-	13	250	293	81	5th, Northeast Division	Out of Playoffs
2007-08	82	36	35	-	11	231	260	83	5th, Northeast Division	Out of Playoffs
2006-07	82	40	31	-	11	258	269	91	3rd, Northeast Division	Out of Playoffs
*** 2005-06	82	41	33	-	8	257	270	90	4th, Northeast Division	Out of Playoffs
2004-05	Did not play due to work stoppage									
2003-04	82	45	24	10	3	242	204	103	2nd, Northeast Division	Lost Conference Semi-Final
2002-03	82	44	28	7	3	236	208	98	2nd, Northeast Division	Lost Conference Quarter-Final
2001-02	82	43	25	10	4	249	207	100	2nd, Northeast Division	Lost Conference Final
2000-01	82	37	29	11	5	232	207	90	3rd, Northeast Division	Lost Conference Semi-Final
** 1999-00	82	45	27	7	3	246	222	100	1st, Northeast Division	Lost Conference Semi-Final
1998-99	82	45	30	7		268	231	97	2nd, Northeast Division	Lost Conference Final
1997-98	82	30	43	9		194	237	69	6th, Central Division	Out of Playoffs
1996-97	82	30	44	8		230	273	68	6th, Central Division	Out of Playoffs
1995-96	82	34	36	12		247	252	80	3rd (tie) Central Division	Lost Conference Quarter-Final
* 1994-95	48	21	19	8		135	146	50	4th, Central Division	Lost Conference Quarter-Final
1993-94	84	43	29	12		280	243	98	2nd, Central Division	Lost Conference Final
1992-93	84	44	29	11		288	241	99	3rd, Norris Division	Lost Conference Final
1991-92	80	30	43	7		234	294	67	5th, Norris Division	Out of Playoffs
1990-91	80	23	46	11		241	318	57	5th, Norris Division	Out of Playoffs
1989-90	80	38	38	4		337	358	80	3rd, Norris Division	Lost Preliminary
1988-89	80	28	46	6		259	342	62	5th, Norris Division	Out of Playoffs
1987-88	80	21	49	10		273	345	52	4th, Norris Division	Lost Preliminary
1986-87	80	32	42	6		286	319	70	4th, Norris Division	Lost Quarter-Final
1985-86	80	25	48	7		311	386	57	4th, Norris Division	Lost Quarter-Final
1984-85	80	20	52	8		253	358	48	5th, Norris Division	Out of Playoffs
1983-84	80	26	45	9		303	387	61	5th, Norris Division	Out of Playoffs
1982-83	80	28	40	12		293	330	68	3rd, Norris Division	Lost 1st Round
1981-82	80	20	44	16		298	380	56	5th, Norris Division	Out of Playoffs
1980-81	80	28	37	15		322	367	71	5th, Adams Division	Lost Preliminary
1979-80	80	35	40	5		304	327	75	4th, Adams Division	Lost Preliminary
1978-79	80	34	33	13		267	252	81	3rd, Adams Division	Lost Quarter-Final
1977-78	80	41	29	10		271	237	92	3rd, Adams Division	Lost Semi-Final
1976-77	80	33	32	15		301	285	81	3rd, Adams Division	Lost Quarter-Final
1975-76	80	34	31	15		294	276	83	3rd, Adams Division	Lost Quarter-Final
1974-75	80	31	33	16		280	309	78	3rd, Adams Division	Lost Quarter-Final
1973-74	78	35	27	16		274	230	86	4th, East Division	Lost Quarter-Final
1972-73	78	27	41	10		247	279	64	6th, East Division	Out of Playoffs
1971-72	78	33	31	14		209	208	80	4th, East Division	Lost Quarter-Final
1970-71	78	37	33	8		248	211	82	4th, East Division	Lost Quarter-Final
1969-70	76	29	34	13		222	242	71	6th, East Division	Out of Playoffs
1968-69	76	35	26	15		234	217	85	4th, East Division	Lost Quarter-Final
1967-68	74	33	31	10		209	176	76	5th, East Division	Out of Playoffs
1966-67	70	32	27	11		204	211	75	3rd	Won Stanley Cup
1965-66	70	34	25	11		208	187	79	3rd	Lost Semi-Final
1964-65	70	30	26	14		204	173	74	4th	Lost Semi-Final
1963-64	70	33	25	12		192	172	78	3rd	Won Stanley Cup
1962-63	70	35	23	12		221	180	82	1st	Won Stanley Cup
1961-62	70	37	22	11		232	180	85	2nd	Won Stanley Cup
1960-61	70	39	19	12		234	176	90	2nd	Lost Semi-Final
1959-60	70	35	26	9		199	195	79	2nd	Lost Final
1958-59	70	27	32	11		189	201	65	4th	Lost Final
1957-58	70	21	38	11		192	226	53	6th	Out of Playoffs
1956-57	70	21	34	15		174	192	57	5th	Out of Playoffs
1955-56	70	24	33	13		153	181	61	4th	Lost Semi-Final
1954-55	70	24	24	22		147	135	70	3rd	Lost Semi-Final
1953-54	70	32	24	14		152	131	78	3rd	Lost Semi-Final
1952-53	70	27	30	13		156	167	67	5th	Out of Playoffs
1951-52	70	29	25	16		168	157	74	3rd	Lost Semi-Final
1950-51	70	41	16	13		212	138	95	2nd	Won Stanley Cup
1949-50	70	31	27	12		176	173	74	3rd	Lost Semi-Final
1948-49	60	22	25	13		147	161	57	4th	Won Stanley Cup
1947-48	60	32	15	13		182	143	77	1st	Won Stanley Cup
1946-47	60	31	19	10		209	172	72	2nd	Won Stanley Cup
1945-46	50	19	24	7		174	185	45	5th	Out of Playoffs
1944-45	50	24	22	4		183	161	52	3rd	Won Stanley Cup
1943-44	50	23	23	4		214	174	50	3rd	Lost Semi-Final
1942-43	50	22	19	9		198	159	53	3rd	Lost Semi-Final
1941-42	48	27	18	3		158	136	57	2nd	Won Stanley Cup

* Shortened season due to work stoppage.

** From 1999-00 to 2003-04, each team was awarded a point in games that were tied after regulation. Five minutes of four-on-four sudden-death overtime was then played and if a goal was scored, the winning team would receive an extra point.

*** From 2005-06 to present, five minutes of four-on-four sudden-death overtime is played in games that are tied after regulation. If the game remains tied after overtime, a shootout is conducted to determine a winner. Teams are awarded two points for every win and one point for every overtime/shootout loss.

RECORD YEAR-BY-YEAR

SEASON	GP	W	L	T	OL	GF	GA	PTS	FINISHED	PLAYOFF RESULTS
1940-41	48	28	14	6		145	99	62	2nd	Lost Semi-Final
1939-40	48	25	17	6		134	110	56	3rd	Lost Final
1938-39	48	19	20	9		114	107	47	3rd	Lost Final
1937-38	48	24	15	9		151	127	57	1st, Cdn. Division	Lost Final
1936-37	48	22	21	5		119	115	49	3rd, Cdn. Division	Lost Quarter-Final
1935-36	48	23	19	6		126	106	52	2nd, Cdn. Division	Lost Final
1934-35	48	30	14	4		157	111	64	1st, Cdn. Division	Lost Final
1933-34	48	26	13	9		174	119	61	1st, Cdn. Division	Lost Semi-Final
1932-33	48	24	18	6		119	111	54	1st, Cdn. Division	Lost Final
1931-32	48	23	18	7		155	127	53	2nd, Cdn. Division	Won Stanley Cup
1930-31	44	22	13	9		118	99	53	2nd, Cdn. Division	Lost Quarter-Final
1929-30	44	17	21	6		116	124	40	4th, Cdn. Division	Out of Playoffs
1928-29	44	21	18	5		85	69	47	3rd, Cdn. Division	Lost Semi-Final
1927-28	44	18	18	8		89	88	44	4th, Cdn. Division	Out of Playoffs
* 1926-27	44	15	24	5		79	94	35	5th, Cdn. Division	Out of Playoffs
1925-26	36	12	21	3		92	114	27	6th	Out of Playoffs
1924-25	30	19	11	0		90	84	38	2nd	Lost NHL 5-Final
1923-24	24	10	14	0		59	85	20	3rd	Out of Playoffs
1922-23	24	13	10	1		82	88	27	3rd	Out of Playoffs
1921-22	24	13	10	1		98	97	27	2nd	Won Stanley Cup
1920-21	24	15	9	0		105	100	30	1st, and 2nd***	Lost NHL Final
** 1919-20	24	12	12	0		119	106	24	3rd, and 2nd***	Out of Cup Playoffs
1918-19	18	5	13	0		64	92	10	3rd, and 3rd***	Out of Playoffs
1917-18	22	13	9	0		108	109	26	2nd, and 1st***	Won Stanley Cup

* Name changed from St. Patricks to Maple Leafs

** Name changed from Arenas to St. Patricks

*** Season played in two halves with no combined standing at end.

ALL-TIME RECORD VS. NHL

FRANCHISE	GP	W	L	T	OL	PTS	PTS%	GF	GA
Anaheim Ducks	34	20	8	5	1	46	.676	106	84
Boston Bruins	653	265	281	98	8	638	.489	1940	1933
Buffalo Sabres	193	69	97	18	9	165	.427	537	698
Calgary Flames / Atlanta Flames	126	55	55	12	4	126	.500	430	469
Carolina Hurricanes / Hartford Whalers	107	39	51	11	6	95	.444	339	387
Chicago Blackhawks	641	285	259	96	1	667	.520	1928	1822
Cleveland Barons / California Golden Seals / Oakland Seals	62	38	15	9	0	85	.685	238	171
Colorado Avalanche / Quebec Nordiques	72	26	36	9	1	62	.431	229	271
Columbus Blue Jackets	13	6	4	1	2	15	.577	38	35
Dallas Stars / Minnesota North Stars	206	88	89	28	1	205	.498	681	714
Detroit Red Wings / Detroit Falcons / Detroit Cougars	648	277	277	93	1	648	.500	1866	1845
Edmonton Oilers	92	43	40	8	1	95	.516	336	367
Florida Panthers	67	33	25	7	2	75	.560	194	195
Hamilton Tigers	38	23	15	0	0	46	.605	152	150
Los Angeles Kings	141	59	60	21	1	140	.496	475	480
Minnesota Wild	12	8	3	0	1	17	.708	34	26
Montreal Canadiens	724	293	333	88	10	684	.472	2012	2213
Montreal Maroons	92	43	43	6	0	92	.500	216	216
Montreal Wanderers	2	1	1	0	0	2	.500	10	10
New Jersey Devils / Colorado Rockies / Kansas City Scouts	128	65	36	20	7	157	.613	419	378
Nashville Predators	15	6	7	1	1	14	.467	36	43
New York Americans / Brooklyn Americans	118	64	32	22	0	150	.636	379	244
New York Islanders	142	65	62	7	8	145	.511	459	503
New York Rangers	599	280	216	95	8	663	.553	1894	1726
Ottawa Senators (1993)	99	46	42	3	8	103	.520	280	281
Ottawa Senators (1918)	113	49	55	9	0	107	.473	324	363
Philadelphia Flyers	168	56	87	22	3	137	.408	459	583
Philadelphia Quakers	4	3	1	0	0	6	.750	13	5
Phoenix Coyotes / Winnipeg Jets	90	35	46	8	1	79	.439	318	354
Pittsburgh Penguins	170	76	71	17	6	175	.515	607	613
Pittsburgh Pirates	22	10	9	3	0	23	.523	57	56
Quebec Bulldogs	8	6	2	0	0	12	.750	56	33
St. Louis Blues	209	91	90	25	3	210	.502	675	671
St. Louis Eagles	6	5	0	1	0	11	.927	23	12
San Jose Sharks	41	20	16	5	0	45	.549	128	109
Tampa Bay Lightning	76	47	22	2	5	101	.664	254	197
Vancouver Canucks	136	53	60	22	1	129	.474	459	470
Washington Capitals	132	58	62	10	2	128	.485	446	454
Winnipeg Jets / Atlanta Thrashers	51	28	15	1	7	64	.627	182	133
TOTALS	6250	2735	2623	783	109	6362	.509	19,229	19,314

Defunct Teams

NHL Playoff Appearances: 65

Stanley Cup Championships: 13 (1918, 1922, 1932, 1942, 1945, 1947, 1948, 1949, 1951, 1962, 1963, 1964, 1967)

OPENING NIGHT HISTORY

HOME OPENERS				SEASON OPENERS			
SEASON	DATE	OPPOSITION	RESULT	SEASON	DATE	OPPOSITION	RESULT
2013-14	Oct. 5/13	Ottawa	W 5-4 (SO)	2013-14	Oct. 1/13	at Montreal	W 4-3
2012-13	Jan. 21/13	Buffalo	L 1-2	2012-13	Jan. 19/13	at Montreal	W 2-1
2011-12	Oct. 6/11	Montreal	W 2-0	2011-12	See Home Opener		
2010-11	Oct. 7/10	Montreal	W 3-2	2010-11	See Home Opener		
2009-10	Oct. 1/09	Montreal	L 3-4 (OT)	2009-10	See Home Opener		
2008-09	Oct. 11/08	Montreal	L 1-6	2008-09	Oct. 9/08	at Detroit	W 3-2
2007-08	Oct. 3/07	Ottawa	3-4 L(OT)	2007-08	See Home Opener		
2006-07	Oct. 4/06	Ottawa	L 1-4	2006-07	See Home Opener		
2005-06	Oct. 5/05	Ottawa	L 2-3(SO)	2005-06	See Home Opener		
2004-05	Did not play due to work stoppage			2004-05	Did not play due to work stoppage		
2003-04	Oct. 11/03	Montreal	L 0-4	2003-04	See Home Opener		
2002-03	Oct. 12/02	Ottawa	L 1-2	2002-03	Oct. 10/02	at Pittsburgh	W 6-0
2001-02	Oct. 3/01	Ottawa	L 4-5	2001-02	See Home Opener		
2000-01	Oct. 7/00	Montreal	W 2-0	2000-01	See Home Opener		
1999-00	Oct. 4/99	Boston	W 4-0	1999-00	Oct. 2/99	at Montreal	W 4-1
1998-99	Oct. 10/98	Detroit	W 2-1	1998-99	See Home Opener		
1997-98	Oct. 1/97	Washington	L 1-4	1997-98	See Home Opener		
1996-97	Oct. 5/96	Anaheim	W 4-1	1996-97	See Home Opener		
1995-96	Oct. 10/95	NY Islanders	W 7-3	1995-96	Oct. 7/95	at Pittsburgh	L 3-8
1994-95	Jan. 25/95	Vancouver	W 6-2	1994-95	Jan. 20/95	at Los Angeles	T 3-3
1993-94	Oct. 7/93	Dallas	W 6-3	1993-94	See Home Opener		
1992-93	Oct. 6/92	Washington	L 5-6	1992-93	See Home Opener		
1991-92	Oct. 5/91	Detroit	W 8-5	1991-92	Oct. 3/91	at Montreal	L 3-4
1990-91	Oct. 10/90	Quebec	L 5-8	1990-91	Oct. 4/90	at Winnipeg	L 1-7
1989-90	Oct. 11/89	Buffalo	L 1-7	1989-90	Oct. 5/89	at Los Angeles	L 2-4
1988-89	Oct. 8/88	Chicago	W 7-4	1988-89	Oct. 6/88	at Boston	L 1-2*
1987-88	Oct. 10/87	New Jersey	W 5-2	1987-88	Oct. 8/87	at Chicago	W 7-5
1986-87	Oct. 9/86	Montreal	W 7-4	1986-85	See Home Opener		
1985-86	Oct. 12/85	Quebec	L 0-4	1985-86	Oct. 10/85	at Boston	L 1-3
1984-85	Oct. 13/84	Buffalo	W 4-3	1984-85	Oct. 11/84	at Minnesota	W 1-0
1983-84	Oct. 12/83	Buffalo	T 4-4	1983-84	Oct. 5/83	at Edmonton	L 4-5
1982-83	Oct. 9/82	New Jersey	T 5-5	1982-83	Oct. 6/82	at Chicago	T 3-3
1981-82	Oct. 10/81	Chicago	W 9-8	1981-82	Oct. 6/81	at Winnipeg	W 6-1
1980-81	Oct. 11/80	NY Rangers	L 3-8	1980-81	See Home Opener		
1979-80	Oct. 10/79	NY Rangers	L 3-6	1979-80	See Home Opener		
1978-79	Oct. 14/78	NY Islanders	W 10-7	1978-79	Oct. 11/78	at Pittsburgh	W 3-2
1977-78	Oct. 15/77	Buffalo	L 2-5	1977-78	Oct. 13/77	at Detroit	T 3-3
1976-77	Oct. 9/76	Boston	W 7-5	1976-77	Oct. 5/76	at Colorado	L 2-4
1975-76	Oct. 11/75	Chicago	W 2-1	1975-76	See Home Opener		
1974-75	Oct. 9/74	Kansas City	W 6-2	1974-75	See Home Opener		
1973-74	Oct. 10/73	Buffalo	W 7-4	1973-74	See Home Opener		
1972-73	Oct. 7/72	Chicago	L 1-3	1972-73	See Home Opener		
1971-72	Oct. 16/71	NY Rangers	L 3-5	1971-72	Oct. 8/71	at Vancouver	W 3-2
1970-71	Oct. 14/70	St. Louis	W 7-3	1970-71	Oct. 11/70	at Vancouver	L 3-5*
1969-70	Oct. 15/69	Montreal	T 2-2	1969-70	Oct. 11/69	at Detroit	L 2-3
1968-69	Oct. 16/68	Pittsburgh	T 2-2	1968-69	Oct. 13/68	at Detroit	W 2-1
1967-68	Oct. 14/67	Chicago	W 5-1	1967-68	See Home Opener		
1966-67	Oct. 22/66	NY Rangers	T 4-4	1966-67	See Home Opener		
1965-66	Oct. 23/65	Chicago	L 0-4	1965-66	See Home Opener		
1964-65	Oct. 17/64	Boston	W 7-2	1964-65	Oct. 15/64	at Detroit	W 5-3
1963-64	Oct. 12/63	Boston	W 5-1	1963-64	See Home Opener		
1962-63	Oct. 13/62	Boston	T 2-2	1962-63	Oct. 10/62	at Chicago	W 3-1
1961-62	Oct. 14/61	Boston	W 3-2	1961-62	Oct. 12/61	at Detroit	W 4-2
1960-61	Oct. 8/60	NY Rangers	L 2-5	1960-61	Oct. 6/60	at Montreal	L 0-5
1959-60	Oct. 10/59	Chicago	W 6-3	1959-60	See Home Opener		
1958-59	Oct. 18/58	Boston	W 3-2	1958-59	Oct. 11/58	at Chicago	L 1-3
1957-58	Oct. 12/57	Detroit	L 3-5	1957-58	Oct. 8/57	at Chicago	L 0-1
1956-57	Oct. 13/56	Detroit	L 1-4	1956-57	Oct. 11/56	at Boston	T 4-4
1955-56	Oct. 8/55	Detroit	W 4-2	1955-56	Oct. 6/55	at Montreal	L 0-2
1954-55	Oct. 9/54	Chicago	T 3-3	1954-55	Oct. 7/54	at Detroit	L 1-2
1953-54	Oct. 10/53	Chicago	W 6-2	1953-54	See Home Opener		
1952-53	Oct. 11/52	Chicago	L 2-6	1952-53	See Home Opener		
1951-52	Oct. 13/51	Chicago	L 1-3	1951-52	See Home Opener		
1950-51	Oct. 14/50	Chicago	L 1-2	1950-51	See Home Opener		

* Denotes afternoon game

OPENING NIGHT HISTORY

HOME OPENERS				SEASON OPENERS			
SEASON	DATE	OPPOSITION	RESULT	SEASON	DATE	OPPOSITION	RESULT
1949-50	Oct. 15/49	Chicago	T 4-4	1949-50	See Home Opener		
1948-49	Oct. 16/48	Boston	L 1-4	1948-49	See Home Opener		
1947-48	Oct. 18/47	Detroit	T 2-2	1947-48	See Home Opener		
1946-47	Oct. 19/46	Detroit	W 6-3	1946-47	Oct. 16/46 at Detroit		T 3-3
1945-46	Oct. 27/45	Boston	T 1-1	1945-46	See Home Opener		
1944-45	Oct. 28/44	NY Rangers	W 2-1	1944-45	See Home Opener		
1943-44	Oct. 30/43	NY Rangers	W 5-2	1943-44	See Home Opener		
1942-43	Oct. 31/42	NY Rangers	W 7-2	1942-43	See Home Opener		
1941-42	Nov. 1/41	NY Rangers	L 3-4	1941-42	See Home Opener		
1940-41	Nov. 2/40	NY Rangers	L 1-4	1940-41	See Home Opener		
1939-40	Nov. 4/39	Boston	W 5-0	1939-40	See Home Opener		
1938-39	Nov. 3/38	Boston	L 2-3	1938-39	See Home Opener		
1937-38	Nov. 4/37	Detroit	T 2-2	1937-38	See Home Opener		
1936-37	Nov. 5/36	Detroit	L 1-3	1936-37	See Home Opener		
1935-36	Nov. 9/35	NY Americans	T 5-5	1935-36	See Home Opener		
1934-35	Nov. 8/34	Boston	W 5-3	1934-35	See Home Opener		
1933-34	Nov. 9/33	Boston	W 6-1	1933-34	See Home Opener		
1932-33	Nov. 10/32	Boston	T 1-1	1932-33	See Home Opener		
1931-32	Nov. 12/31	Chicago	L 1-2	1931-32	See Home Opener		
1930-31	Nov. 13/30	NY Americans	T 0-0	1930-31	See Home Opener		
1929-30	Nov. 14/29	Chicago	T 2-2	1929-30	See Home Opener		
1928-29	Nov. 15/28	Chicago	W 2-0	1928-29	See Home Opener		
1927-28	Nov. 15/27	NY Rangers	L 2-4	1927-28	See Home Opener		
1926-27	Nov. 20/26	NY Rangers	L 1-5	1926-27	Nov. 17/26 at Chicago		L 1-4
1925-26	Nov. 28/25	Boston	L 2-3	1925-26	See Home Opener		
1924-25	Dec. 3/24	Boston	W 5-3	1924-25	Nov. 29/24 at Montreal		L 1-7
1923-24	Dec. 15/23	Montreal	W 2-1	1923-24	See Home Opener		
1922-23	Dec. 16/22	Montreal	W 7-2	1922-23	See Home Opener		
1921-22	Dec. 17/21	Montreal	W 5-2	1921-22	See Home Opener		
1920-21	Dec. 25/20	Montreal	W 5-4	1920-21	Dec. 22/20 at Ottawa		L 3-6
1919-20	Dec. 27/19	Quebec	W 7-4	1919-20	Dec. 23/19 at Ottawa		L 0-3
1918-19	Dec. 23/18	Montreal	L 3-4	1918-19	See Home Opener		
1917-18	Dec. 22/17	Ottawa	W 11-4	1917-18	Dec. 19/17 at Mtl. Wanderers		L 9-10

Overall record in home openers: 96 GP: 45-33-15-3
Overall record in season openers: 96 GP: 38-41-14-3



The 48th Highlanders

ALL-TIME HOME & ROAD RECORDS

	HOME	ROAD
2013/14	24-16-1	14-20-7
2012/13	13-9-2	13-8-3 (Shortened Season)
2011/12	18-16-7	17-21-3
2010/11	18-15-8	19-19-3
2009/10	18-17-6	12-21-8
2008/09	16-16-9	18-19-4
2007/08	18-17-6	18-18-5
2006/07	21-15-5	19-16-6
2005/06	26-12-3	15-21-5
2004/05	Did not play due to work stoppage	
2003/04	22-14-3-2	** 23-10-7-1
2002/03	24-13-4-0	20-15-3-3
2001/02	24-11-6-0	19-14-4-4
2000/01	19-11-7-4	18-18-4-1
1999/00	24-12-5-0	21-15-2-3
1998/99	23-13-5	22-17-2
1997/98	16-20-5	14-23-4
1996/97	18-20-3	12-24-5
1995/96	19-15-7	15-21-5
1994/95	15-7-2	6-12-6 (Shortened Season)
1993/94	23-15-4	20-14-8
1992/93	25-11-6	19-18-5
1991/92	21-16-3	9-27-4
1990/91	15-21-4	8-25-7
1989/90	24-14-2	14-24-2
1988/89	15-20-5	13-26-1
1987/88	14-20-6	7-29-4
1986/87	22-14-4	10-28-2
1985/86	16-21-4	9-27-4
1984/85	10-28-2	10-24-6
1983/84	17-16-7	9-29-2
1982/83	20-15-5	8-25-7
1981/82	12-20-8	8-24-8
1980/81	14-21-5	14-16-10
1979/80	17-19-4	18-21-1
1978/79	20-12-8	14-21-5
1977/78	21-13-6	20-16-4
1976/77	18-13-9	15-19-6
1975/76	23-12-5	11-19-10
1974/75	19-12-9	12-21-7
1973/74	21-11-7	14-16-9
1972/73	20-12-7	7-29-3
1971/72	21-11-7	12-20-7
1970/71	24-9-6	13-24-2
1969/70	18-13-7	11-21-6
1968/69	20-8-10	15-18-5
1967/68	24-9-4	9-22-6
1966/67	21-8-6	11-19-5
1965/66	* 22-9-4	12-16-7

	HOME	ROAD
1964/65	17-15-3	13-11-11
1963/64	22-7-6	11-18-6
1962/63	* 21-8-6	14-15-6
1961/62	25-5-5	12-17-6
1960/61	21-6-8	* 18-13-4
1959/60	20-9-6	15-17-3
1958/59	17-13-5	10-19-6
1957/58	12-16-7	9-22-4
1956/57	12-16-7	9-18-8
1955/56	19-10-6	5-23-7
1954/55	14-10-11	10-14-11
1953/54	22-6-7	10-18-7
1952/53	17-12-6	10-18-7
1951/52	17-10-8	12-15-8
1950/51	22-8-5	19-8-8
1949/50	18-9-8	13-18-4
1948/49	12-8-10	10-17-3
1947/48	* 22-3-5	10-12-8
1946/47	* 20-8-2	11-11-8
1945/46	10-13-2	9-11-5
1944/45	13-9-3	11-13-1
1943/44	13-11-1	10-12-3
1942/43	17-6-2	5-13-7
1941/42	* 18-6-0	9-12-3
1940/41	* 16-5-3	12-9-3
1939/40	15-13-6	10-14-0
1938/39	13-8-3	6-12-6
1937/38	13-6-5	11-9-4
1936/37	14-9-1	8-12-4
1935/36	* 15-4-5	8-15-1
1934/35	16-6-2	* 14-8-2
1933/34	** 19-2-3	7-11-6
1932/33	16-4-4	8-14-2
1931/32	* 17-4-3	6-14-4
1930/31	15-4-3	7-9-6
1929/30	10-8-4	7-13-2
1928/29	* 15-5-2	6-13-3
1927/28	9-8-5	9-10-3
1926/27	10-10-2	5-14-3
1925/26	11-5-2	1-16-1
1924/25	10-5-0	* 9-6-0
1923/24	7-5-0	3-9-0
1922/23	10-1-1	3-9-0
1921/22	8-4-0	* 5-6-1
1920/21	* 9-3-0	* 6-6-0
1919/20	8-4-0	4-8-0
1918/19	5-4-0	0-9-0
1917/18	* 10-1-0	3-8-0

* League-Best Mark (Based on Points Percentage)

** Franchise-Best Mark (Based on Points Percentage)

1917-1921 seasons were played in two halves with no combined standing at end.

COACHES	YEARS	GAMES	RECORD	POINTS	PTS %
Dick Carroll (Arenas)	1917-19	40	18W-22L-0T	36	.450
Frank Heffernan (St. Pats)	1919-20	12	5W-7L-0T	10	.417
Harvey Sproule (St. Pats)	1920	12	7W-5L-0T	14	.583
Frank Carroll (St. Pats)	1920-21	24	15W-9L-0T	30	.625
George O'Donoghue (St. Pats)	1921-22	29	15W-13L-1T	31	.534
Charles Querrie (St. Pats)	1922-24, 1926-27	72	29W-38L-5T	63	.438
Eddie Powers (St. Pats)	1924-26	66	31W-32L-3T	65	.492
Mike Rodden (St. Pats)	1927	2	0W-2L-0T	0	.000
Alex Romeril	1927	13	7W-5L-1T	15	.577
Conn Smythe	1927-30, 1931	135	58W-57L-20T	136	.504
Art Duncan	1930-31	47	21W-16L-10T	52	.553
Dick Irvin	1931-40	426	215W-152L-59T	489	.574
Hap Day	1940-50	546	259W-206L-81T	599	.549%
Joe Primeau	1950-53	210	97W-71L-42T	236	.562%
King Clancy	1953-56, 66-67, 71-72	210	80W-81L-49T	205	.498%
Howie Meeker	1956-57	70	21W-34L-15T	57	.407%
Billy Reay	1957-59	90	26W-50L-14T	66	.367%
Punch Imlach	1959-69, 79-80	770	370W-275L-125T	855	.563%
John McLellan	1969-73	310	126W-139L-45T	297	.479%
Red Kelly	1973-77	318	133W-123L-62T	328	.516%
Roger Neilson	1977-79	160	75W-62L-23T	173	.541%
Floyd Smith	1979-80	68	30W-33L-5T	65	.478%
Joe Crozier	1980-81	40	13W-22L-5T	31	.388%
Mike Nykoluk	1981-84	280	89W-144L-47T	225	.402%
Dan Maloney	1984-86	160	45W-100L-15T	105	.328%
John Brophy	1986-88	193	64W-111L-18T	146	.378%
George Armstrong	1988-89	47	17W-26L-4T	38	.404%
Doug Carpenter	1989-90	91	39W-47L-5T	83	.456%
Tom Watt	1990-92	149	52W-80L-17T	121	.406%
Pat Burns	1992-96	281	133W-107L-41T	307	.546%
Nick Beverley	1996	17	9W-6L-2T	20	.588%
Mike Murphy	1996-98	164	60W-87L-17T	137	.418%
Pat Quinn	1998-2006	574	300W-196L-52T-260T	678	.591%
Raul Maurice	2006-08	164	76W-66W-220L	174	.530%
Ron Wilson	2008-12	310	130W-135L-450L	305	.492%
Randy Carlyle	2012-present	148	70W-62L-160L	156	.527%

- Dick Duff was 0-2 and Punch Imlach was 5-5 in 1979-80.

- King Clancy was 9-3-3 in 1971-72.

- King Clancy was 7-1-2 in 1966-67.

- Art Duncan was 0-3-2 and Conn Smyth was 1-0-0 in 1931-32.

- Conn Smythe was 1-0-1 in 1930-31.

GENERAL MANAGERS	YEARS	GAMES	RECORD	POINTS	PTS %
Charles Querrie (Arenas/St. Pats)	1917-27	255	120W-126L-9T	249	.488%
Conn Smythe	1927-57	1665	774W-617L-274T	1822	.547%
Hap Day	1955-57	140	45W-67L-28T	118	.321%
Howie Meeker*	1957	0	0W-0L-0T	0	.000%
Punch Imlach	1958-69, 1979-81	951	433W-359L-159T	1025	.539%
Jim Gregory	1969-79	788	334W-324L-130T	798	.506%
Gery McNamara**	1981-88	535	166W-302L-67T	399	.373%
Gord Stellick	1988-89	80	28W-46L-6T	62	.388%
Floyd Smith	1989-91	160	61W-84L-15T	137	.428%
Cliff Fletcher	1991-97, 2008	493	219W-213L-58T-30TL	499	.506%
Ken Dryden	1997-99	328	169W-109L-35T-150T	388	.591%
Pat Quinn	1999-2003	295	145W-110L-10T-300L	330	.559%
John Ferguson	2003-08	515	226W-222L-58T-90L	519	.504%
Brian Burke	2008-13	306	129W-135L-420L	300	.490%
David Nonis	2012-present	130	64W-53L-130L	141	.542%

* Fired before start of season

**6-18-1 under the committee of John Brophy, Dick Duff and Gord Stellick in 1987-88.

HISTORY OF THE TORONTO MAPLE LEAFS CAPTAINCY

Bert Corbeau	1927	Ted Kennedy	1948-49 to 1954-55	Rob Ramage	1989-90 to 1990-91
Hap Day	1927-28 to 1936-37	Sid Smith	1955-56	Wendel Clark	1991-92 to 1993-94
Charlie Conacher	1937-38	Ted Kennedy & Jim Thomson	1956-57	Doug Gilmour	1994-95 to 1996-97
Red Horner	1938-39 to 1939-40	George Armstrong	1957-58 to 1968-69	Mats Sundin	1997-98 to 2007-08
Syl Apps	1940-41 to 1942-43	Dave Keon	1969-70 to 1974-75	Dion Phaneuf	2010-11 to Present
Bob Davidson	1943-44 to 1944-45	Darryl Sittler	1975-76 to 1980-81		
Syl Apps	1945-46 to 1947-48	Rick Vaive	1981-82 to 1985-86		



1917-18 TORONTO ARENAS



(13-9-0 / 26 points / *2nd & 1st in NHL)

GENERAL MANAGER: Charles Querrie

HEAD COACH: Dick Carroll

PLAYER	POS	GP	G	A	PTS	PIM
Reg Noble	C/D	20	30	10	40	35
Corb Denny	C	21	20	9	29	14
Harry Cameron	D	21	17	10	27	28
Harry Meeking	L	21	10	9	19	28
Alf Skinner	R	20	13	5	18	28
Ken Randall	R/D	21	12	2	14	96
Harry Mummery	D	18	3	3	6	41
Rusty Crawford	L	8	1	2	3	51
Jack Coughlin	R	5	2	0	2	3
Jack Adams	C	8	0	0	0	31
Art Brooks	G	4	0	0	0	0
Sammy Hebert	G	2	0	0	0	0
Hap Holmes	G	16	0	0	0	0
Jack Marks	L/D	5	0	0	0	0

PLAYER	POS	GP	W	L	T/O	GA	GAA	SO	PIM	MIN
Hap Holmes	G	16	9	7	0	76	4.73	0	0	965
Art Brooks	G	4	2	2	0	23	6.27	0	0	220
Sammy Hebert	G	2	1	0	0	10	7.50	0	0	80

HOME ARENA

**Arena Gardens (Capacity: 7,500)

PLAYOFF RESULT

Won Stanley Cup (See page 402 for more information)

UNIFORM



*From 1917-18 to 1920-21, season played in two halves with no combined standing at end.

**Name changed to Mutual Street Arena in 1938.

***From 1917-18 to 1920-21, games that were tied after regulation were decided in sudden-death overtime. There were no ties.

GP	DATE	OPPONENT	RESULT
1	Dec 19	@ Mtl. Wanderers	9-10 L
2	Dec 22	Ottawa	11-4 W
3	Dec 26	Mtl. Canadiens	7-5 W
4	Dec 29	@ Mtl. Canadiens	2-9 L
5	Jan 2	@ Ottawa	6-5 W
6	Jan 5	Mtl. Wanderers	1-0 W
7	Jan 9	Mtl. Canadiens	6-4 W
8	Jan 14	@ Ottawa	6-9 L
9	Jan 16	Ottawa	5-4 W
10	Jan 19	@ Mtl. Canadiens	1-5 L
11	Jan 26	@ Ottawa	3-6 L
12	Jan 28	Mtl. Canadiens	5-1 W
13	Feb 2	@ Mtl. Canadiens	2-11 L
14	Feb 4	Ottawa	8-2 W
15	Feb 9	@ Mtl. Canadiens	7-3 W
16	Feb 11	Ottawa	3-1 W
17	Feb 13	@ Ottawa	6-1 W
18	Feb 18	Mtl. Canadiens	0-9 L
19	Feb 20	@ Mtl. Canadiens	4-5 L (OT)***
20	Feb 23	Ottawa	9-3 W
21	Mar 2	Mtl. Canadiens	5-3 W
22	Mar 6	@ Ottawa	3-9 L



Harry "Hap" Holmes



1918-19 TORONTO ARENAS

(5-13-0 / 10 points / 3rd & 3rd in NHL)

GENERAL MANAGER: Charles Querrie

HEAD COACH: Dick Carroll

PLAYER	POS	GP	G	A	PTS	PIM
Alf Skinner	R	17	12	4	16	26
Reg Noble	C/D	17	10	5	15	35
Ken Randall	R/D	14	8	6	14	27
Corb Dennyey	C	16	8	3	11	15
Rusty Crawford	L	18	7	4	11	51
Harry Meeking	L	14	7	3	10	32
Harry Cameron	D	7	6	2	8	9
Jack Adams	C	17	3	3	6	35
Harry Mummery	D	13	2	0	2	30
Hap Holmes	G	2	0	0	0	0
Paul Jacobs	D	1	0	0	0	0
Bert Lindsay	G	16	0	0	0	0
Dave Ritchie	D	4	0	0	0	9

PLAYER	POS	GP	W	L	T/O	GA	GAA	SO	PIM	MIN
Bert Lindsay	G	16	5	11	0	83	4.99	0	0	998
Hap Holmes	G	2	0	2	0	9	4.50	0	0	120

HOME ARENA

Arena Gardens (Capacity: 7,500)

PLAYOFF RESULT

Out of Playoffs

UNIFORM



GP	DATE	OPPONENT	RESULT
1	Dec 23	Montreal	3-4 L
2	Dec 26	@ Ottawa	2-5 L
3	Dec 28	@ Montreal	3-6 L
4	Dec 31	Ottawa	4-2 W
5	Jan 7	Montreal	6-7 L
6	Jan 9	@ Ottawa	2-4 L
7	Jan 11	@ Montreal	4-13 L
8	Jan 14	Ottawa	5-2 W
9	Jan 21	Montreal	11-3 W
10	Jan 23	@ Ottawa	2-3 L
11	Jan 28	Ottawa	1-2 L (OT)
12	Feb 1	@ Montreal	0-10 L
13	Feb 4	Montreal	6-3 W
14	Feb 6	@ Ottawa	1-3 L
15	Feb 11	Montreal	6-4 W
16	Feb 15	@ Montreal	2-8 L
17	Feb 18	Ottawa	3-4 L (OT)
18	Feb 20	@ Ottawa	3-9 L



Arena Gardens / Mutual Street Arena

(12-12-0 / 24 Points / 3rd & 2nd in NHL)

GENERAL MANAGER: Charles Querrie

HEAD COACH: Frank Heffernan (5-7), Harvey Sproule (7-5)

PLAYER	POS	GP	G	A	PTS	PIM
Corb Denney	C	24	24	12	36	20
Reg Noble	C/D	24	24	9	33	52
Cully Wilson	R	23	20	6	26	86
Ken Randall	R/D	22	10	8	18	42
Babe Dye	R	23	11	3	14	10
Goldie Prodger	F/D	16	8	6	14	4
Mickey Roach	C	21	11	2	13	4
Joe Matte	D	17	8	3	11	19
Harry Cameron	D	7	3	0	3	6
Frank Heffernan	D	19	0	1	1	10
Jake Forbes	G	5	0	0	0	0
Howard Lockhart	G	7	0	0	0	0
Mike Mitchell	G	16	0	0	0	0

PLAYER	POS	GP	W	L	T/O	GA	GAA	SO	PIM	MIN
Mike Mitchell	G	16	6	7	0	60	4.34	0	0	830
Howard Lockhart	G	7	4	2	0	25	4.84	0	0	310
Jake Forbes	G	5	2	3	0	21	4.20	0	0	300

HOME ARENA

Arena Gardens (Capacity: 7,500)

PLAYOFF RESULT

Out of Playoffs

UNIFORM



*Team name changed from Arenas to St. Patricks prior to start of season.

GP	DATE	OPPONENT	RESULT
1	Dec 23	@ Ottawa	0-3 L
2	Dec 27	Que. Bulldogs	7-4 W
3	Dec 31	Montreal	5-1 W
4	Jan 3	Ottawa	4-3 W
5	Jan 7	@ Que. Bulldogs	5-7 L
6	Jan 10	@ Montreal	7-14 L
7	Jan 14	Montreal	3-4 L
8	Jan 17	Que. Bulldogs	8-3 W
9	Jan 21	@ Montreal	2-3 L
10	Jan 24	Ottawa	5-3 W
11	Jan 28	@ Ottawa	0-7 L
12	Jan 31	@ Que. Bulldogs	6-10 L
13	Feb 4	Montreal	5-6 L
14	Feb 7	@ Ottawa	4-3 W
15	Feb 11	Que. Bulldogs	7-2 W
16	Feb 16	@ Que. Bulldogs	4-3 W
17	Feb 18	@ Montreal	8-2 W
18	Feb 21	Ottawa	3-5 L
19	Feb 25	@ Que. Bulldogs	8-2 W
20	Feb 28	Ottawa	0-1 L
21	Mar 3	@ Ottawa	4-7 L
22	Mar 6	Que. Bulldogs	11-2 W
23	Mar 10	@ Montreal	2-7 L
24	Mar 13	Montreal	11-4 W



Reg Noble

(15-9-0 / 30 Points / 2nd & 1st in NHL)

GENERAL MANAGER: Charles Querrie

HEAD COACH: Frank Carroll

PLAYER	POS	GP	G	A	PTS	PIM
Babe Dye	R	23	33	5	38	32
Reg Noble	C/D	24	19	8	27	54
Harry Cameron	D	24	18	9	27	35
Corb Denneny	C	20	19	7	26	29
Ken Randall	R/D	22	6	5	11	74
Sprague Cleghorn	D	13	3	5	8	31
Cully Wilson	R	8	2	3	5	22
Rod Smylie	L/R	23	2	1	3	2
Billy Stuart	D	19	2	1	3	4
Mickey Roach	C	9	1	1	2	2
Jake Forbes	G	20	0	0	0	0
Jack McDonald	L	6	0	0	0	2
Mike Mitchell	G	4	0	0	0	0

PLAYER	POS	GP	W	L	T/O	GA	GAA	SO	PIM	MIN
Jake Forbes	G	20	13	7	0	78	3.83	0	0	1221
Mike Mitchell	G	4	2	2	0	22	5.50	0	0	240

HOME ARENA

Arena Gardens (Capacity: 7,500)

PLAYOFF RESULT

Lost NHL Final

UNIFORM



GP	DATE	OPPONENT	RESULT
1	Dec 22	@ Ottawa	3-6 L
2	Dec 25	Montreal	5-4 W
3	Dec 29	Ottawa	1-8 L
4	Jan 3	@ Hamilton	5-4 W
5	Jan 8	Hamilton	2-3 L (OT)
6	Jan 12	@ Hamilton	4-2 W
7	Jan 15	Ottawa	2-5 L
8	Jan 17	@ Montreal	5-9 L
9	Jan 19	Montreal	7-2 W
10	Jan 22	@ Ottawa	5-4 W (OT)
11	Jan 26	Hamilton	10-3 W
12	Jan 29	@ Montreal	2-4 L
13	Feb 2	@ Ottawa	3-4 L
14	Feb 5	Montreal	10-6 W
15	Feb 9	@ Montreal	5-3 W
16	Feb 12	@ Hamilton	6-4 W
17	Feb 16	Ottawa	4-3 W
18	Feb 19	Hamilton	5-4 W
19	Feb 23	@ Hamilton	4-7 L
20	Feb 26	Ottawa	4-2 W
21	Feb 28	@ Montreal	0-4 L
22	Mar 2	@ Ottawa	3-2 W
23	Mar 5	Hamilton	4-3 W (OT)
24	Mar 7	Montreal	6-4 W



Corb Denneny



(13-10-1 / 27 Points / 2nd in NHL)

GENERAL MANAGER: Charles Querrie

HEAD COACH: George O'Donoghue

PLAYER	POS	GP	G	A	PTS	PIM
Babe Dye	R	24	31	7	38	39
Harry Cameron	D	24	18	17	35	22
Corb Denny	C	24	19	9	28	28
Reg Noble	C/D	24	17	11	28	19
Ken Randall	R/D	24	10	6	16	32
Billy Stuart	D	24	3	7	10	16
Lloyd Andrews	L	11	0	0	0	0
Stan Jackson	L	1	0	0	0	0
Mike Mitchell	G	2	0	0	0	0
Paddy Nolan	L/D	2	0	0	0	0
John Ross Roach	G	22	0	0	0	0
Glenn Smith	D	9	0	0	0	0
Rod Smylie	L/R	20	0	0	0	2
Ted Stackhouse	D	13	0	0	0	2

PLAYER	POS	GP	W	L	T/O	GA	GAA	SO	PIM	MIN
John Ross Roach	G	22	11	10	1	91	4.07	0	0	1340
Mike Mitchell	G	2	2	0	0	6	3.00	0	0	120

HOME ARENA

Arena Gardens (Capacity: 7,500)

PLAYOFF RESULT

Won Stanley Cup (See page 402 for more information)

UNIFORM

*From 1921-22 to 1926-27, sudden-death overtime was limited to 20 minutes.



John Ross Roach

GP	DATE	OPPONENT	RESULT
1	Dec 17	Montreal	5-2 W
2	Dec 21	@ Ottawa	5-4 W
3	Dec 24	Hamilton	2-4 L
4	Dec 28	@ Hamilton	4-3 W
5	Dec 31	@ Montreal	3-5 L
6	Jan 4	Ottawa	3-2 W
7	Jan 7	Hamilton	5-2 W
8	Jan 11	@ Ottawa	2-7 L
9	Jan 14	Ottawa	2-5 L
10	Jan 18	@ Hamilton	4-9 L
11	Jan 21	@ Montreal	5-3 W
12	Jan 25	Montreal	3-1 W
13	Jan 28	Ottawa	1-2 L
14	Feb 1	@ Hamilton	5-4 W
15	Feb 4	Montreal	3-1 W
16	Feb 8	@ Montreal	4-6 L
17	Feb 11	@ Ottawa	4-4 T*
18	Feb 15	Hamilton	6-4 W
19	Feb 18	@ Montreal	4-6 L
20	Feb 22	@ Hamilton	3-4 L
21	Feb 25	Ottawa	7-5 W
22	Mar 1	@ Ottawa	3-2 W
23	Mar 4	Hamilton	8-4 W
24	Mar 7	Montreal	7-8 L

(13-10-1 / 27 Points / 3rd in NHL)

GENERAL MANAGER: Charles Querrie

HEAD COACH: George O'Donoghue (2-3-0), Charles Querrie (11-7-1)

PLAYER	POS	GP	G	A	PTS	PIM
Babe Dye	R	22	26	11	37	19
Jack Adams	C	23	19	9	28	64
Reg Noble	C/D	24	12	11	23	47
Harry Cameron	D	22	9	7	16	27
Billy Stuart	D	23	7	3	10	16
Lloyd Andrews	L	23	5	4	9	10
Ken Randall	R/D	24	3	5	8	58
Corb Denney	C	1	1	0	1	0
Gerry Denoir	C	17	0	1	1	0
John Ross Roach	G	24	0	0	0	0
Ganton Scott	R	17	0	0	0	0
Rod Smylie	L/R	2	0	0	0	0

PLAYER	POS	GP	W	L	T/O	GA	GAA	SO	PIM	MIN
John Ross Roach	G	24	13	10	1	88	3.59	1	0	1469

HOME ARENA

Arena Gardens (Capacity: 7,500)

PLAYOFF RESULT

Out of Playoffs

UNIFORM



PATCH



1922-23

Worlds Champions

GP	DATE	OPPONENT	RESULT
1	Dec 16	Montreal	7-2 W
2	Dec 20	@ Ottawa	2-7 L
3	Dec 23	Hamilton	9-4 W
4	Dec 27	@ Hamilton	6-9 L
5	Dec 30	@ Montreal	2-8 L
6	Jan 3	Ottawa	3-2 W (OT)
7	Jan 6	@ Ottawa	1-2 L
8	Jan 10	@ Hamilton	7-6 W (OT)
9	Jan 13	Montreal	2-2 T
10	Jan 17	Hamilton	2-5 L
11	Jan 20	@ Montreal	1-3 L
12	Jan 24	Ottawa	2-1 W (OT)
13	Jan 27	Montreal	4-2 W
14	Jan 31	@ Ottawa	1-2 L
15	Feb 3	Hamilton	6-5 W
16	Feb 7	@ Hamilton	4-2 W
17	Feb 10	@ Montreal	3-5 L
18	Feb 14	Ottawa	6-4 W
19	Feb 17	@ Hamilton	3-2 W
20	Feb 21	@ Ottawa	1-6 L
21	Feb 24	Montreal	4-3 W
22	Feb 28	@ Montreal	0-3 L
23	Mar 3	Hamilton	4-3 W
24	Mar 5	Ottawa	2-0 W

Did you Know...

The St. Patricks game on February 14, 1923 against the Ottawa Senators at Arena Gardens marked the first ever NHL radio broadcast. The third period was broadcast live on the Toronto Star's CFA radio station. The play-by-play was called by Norman Albert, a colleague of legendary broadcaster Foster Hewitt. Hewitt's first broadcast was likely a game on February 16, 1923 between the Toronto Argonaut Rowing Club and the Kitchener Greenshirts at Arena Gardens. Albert is known to have broadcast only three games, all in 1923.



Foster Hewitt

(10-14-0 / 20 Points / 3rd in NHL)

GENERAL MANAGER: Charles Querrie

HEAD COACH: Charles Querrie

PLAYER	POS	GP	G	A	PTS	PIM
Babe Dye	R	19	16	3	19	23
Jack Adams	C	22	14	4	18	51
Reg Noble	C/D	24	12	5	17	79
Bert Corbeau	D	24	8	6	14	55
Billy Stuart	D	24	4	3	7	22
Amos Arbour	L	21	1	3	4	4
Lloyd Andrews	L	12	2	1	3	0
Stan Jackson	L	22	1	1	2	6
Albert Holway	D	5	1	0	1	0
George Carey	R	4	0	0	0	0
Howard Lockhart	G	1	0	0	0	0
Wliff Loughlin	D/L	14	0	0	0	2
John Ross Roach	G	23	0	0	0	0
Ganton Scott	R	4	0	0	0	0
Chris Speyer	D	3	0	0	0	0

PLAYER	POS	GP	W	L	T/O	GA	GAA	SO	PIM	MIN
John Ross Roach	G	23	10	13	0	80	3.48	1	0	1380
Howard Lockhart	G	1	0	1	0	5	5.00	0	0	60

GP	DATE	OPPONENT	RESULT
1	Dec 15	Montreal	2-1 W
2	Dec 19	@ Ottawa	2-5 L
3	Dec 22	Hamilton	5-2 W
4	Dec 26	Hamilton	2-1 W
5	Dec 29	@ Montreal	0-3 L
6	Jan 2	Ottawa	3-4 L
7	Jan 5	@ Ottawa	3-7 L
8	Jan 9	@ Hamilton	3-5 L
9	Jan 12	Montreal	5-3 W
10	Jan 16	Hamilton	3-1 W
11	Jan 19	@ Montreal	2-0 W
12	Jan 23	Ottawa	1-5 L
13	Jan 26	Montreal	2-1 W
14	Jan 30	@ Ottawa	2-7 L
15	Feb 2	Hamilton	2-4 L
16	Feb 6	@ Hamilton	4-6 L
17	Feb 9	@ Montreal	3-5 L
18	Feb 13	Ottawa	4-2 W
19	Feb 16	@ Ottawa	2-1 W
20	Feb 20	@ Hamilton	1-3 L
21	Feb 23	Hamilton	2-1 W
22	Feb 27	@ Montreal	1-6 L
23	Mar 1	Montreal	1-4 L
24	Mar 5	Ottawa	4-8 L


HOME ARENA

Arena Gardens (Capacity: 7,500)

PLAYOFF RESULT

Out of Playoffs

UNIFORM



Cecil "Babe" Dye

(19-11-0 / 38 Points / 2nd in NHL)

GENERAL MANAGER: Charles Querrie

HEAD COACH: Eddie Powers

PLAYER	POS	GP	G	A	PTS	PIM
Babe Dye	R	29	38	8	46	41
Jack Adams	C	27	21	10	31	67
Hap Day	D	26	10	12	22	33
Bert McCaffrey	R/D	30	10	6	16	12
Bert Corbeau	D	30	4	6	10	74
Albert Holway	D	25	2	2	4	20
Mike Neville	C	13	1	2	3	4
Lloyd Andrews	L	7	1	0	1	0
Alvin Fisher	R	9	1	0	1	4
Reg Noble	C/D	3	1	0	1	8
Reg Reid	L	27	1	0	1	2
Rod Smylie	L/R	11	1	0	1	0
Billy Stuart	D	4	0	1	1	2
Charlie Cotch	L	5	0	0	0	0
Stan Jackson	L	3	0	0	0	7
John Ross Roach	G	30	0	0	0	0
Chris Speyer	D	2	0	0	0	0

PLAYER	POS	GP	W	L	T/O	GA	GAA	SO	PIM	MIN
John Ross Roach	G	30	19	11	0	84	2.80	1	0	1800

HOME ARENA

Arena Gardens (Capacity: 7,500)

PLAYOFF RESULT

Lost NHL Semi-Final

UNIFORM



GP	DATE	OPPONENT	RESULT
1	Nov 29	@ Mtl. Canadiens	1-7 L
2	Dec 3	Boston	5-3 W
3	Dec 5	Hamilton	3-10 L
4	Dec 10	@ Ottawa	6-3 W
5	Dec 13	Mtl. Maroons	1-3 L
6	Dec 17	Mtl. Canadiens	2-5 L
7	Dec 22	@ Boston	10-1 W
8	Dec 25	@ Hamilton	1-8 L
9	Dec 27	Ottawa	3-4 L
10	Jan 1	@ Mtl. Maroons	2-1 W
11	Jan 3	Mtl. Canadiens	1-3 L
12	Jan 5	@ Boston	3-2 W
13	Jan 10	Hamilton	3-1 W
14	Jan 14	Ottawa	3-2 W
15	Jan 17	@ Mtl. Maroons	1-2 L
16	Jan 21	@ Mtl. Canadiens	4-2 W
17	Jan 24	Boston	4-3 W
18	Jan 28	@ Hamilton	0-4 L
19	Jan 31	@ Ottawa	2-1 W
20	Feb 4	Mtl. Maroons	3-2 W
21	Feb 7	Mtl. Canadiens	5-4 W
22	Feb 10	@ Boston	5-1 W
23	Feb 14	Hamilton	3-1 W
24	Feb 18	Ottawa	4-2 W
25	Feb 21	@ Mtl. Maroons	2-1 W
26	Feb 25	@ Mtl. Canadiens	3-1 W
27	Feb 28	Boston	5-1 W
28	Mar 4	@ Hamilton	2-3 L
29	Mar 7	@ Ottawa	0-3 L
30	Mar 9	Mtl. Maroons	3-0 W

(12-21-3 / 27 Points / 6th in NHL)

GENERAL MANAGER: Charles Querrie

HEAD COACH: Eddie Powers

PLAYER	POS	GP	G	A	PTS	PIM
Jack Adams	C	36	21	5	26	52
Babe Dye	R	31	18	5	23	26
Bert McCaffrey	R/D	36	14	7	21	42
Pete Bellefeuille	R	36	14	2	16	22
Hap Day	D	36	14	2	16	26
Bert Corbeau	D	36	5	5	10	121
Mike Neville	C	33	3	3	6	8
Norm Shay	D/R	22	3	1	4	18
Francis Cain	D	23	0	0	0	8
Albert Holway	D	12	0	0	0	0
Gerry Munro	D	4	0	0	0	0
Reg Reid	L	12	0	0	0	2
John Ross Roach	G	36	0	0	0	0
Rod Smylie	L/R	5	0	0	0	0
Gordon Spence	L	3	0	0	0	0

PLAYER	POS	GP	W	L	T/O	GA	GAA	SO	PIM	MIN
John Ross Roach	G	36	12	21	3	114	3.07	2	0	2231

HOME ARENA

Arena Gardens (Capacity: 7,500)

PLAYOFF RESULT

Out of Playoffs

UNIFORM



Bert Corbeau

GP	DATE	OPPONENT	RESULT
1	Nov 28	Boston	2-3 L
2	Dec 1	@ Mtl. Maroons	2-4 L
3	Dec 5	NY Americans	5-3 W
4	Dec 9	@ Pit. Pirates	3-6 L
5	Dec 12	Mtl. Canadiens	4-0 W
6	Dec 19	Pit. Pirates	1-1 T
7	Dec 23	@ Ottawa	2-4 L
8	Dec 26	Mtl. Maroons	0-2 L
9	Dec 29	@ Boston	0-3 L
10	Dec 30	@ NY Americans	1-2 L (OT)
11	Jan 1	Ottawa	3-0 W
12	Jan 5	@ Mtl. Canadiens	4-5 L
13	Jan 9	Boston	3-2 W
14	Jan 12	@ Mtl. Maroons	2-5 L
15	Jan 15	NY Americans	4-3 W
16	Jan 21	@ Pit. Pirates	4-5 L
17	Jan 23	Mtl. Canadiens	6-2 W
18	Jan 26	@ Mtl. Canadiens	3-6 L
19	Jan 29	Pit. Pirates	3-2 W
20	Feb 2	@ Boston	2-3 L
21	Feb 3	@ NY Americans	1-1 T
22	Feb 6	Ottawa	4-1 W
23	Feb 9	Mtl. Maroons	3-5 L
24	Feb 11	@ Ottawa	1-2 L
25	Feb 13	Boston	4-7 L
26	Feb 16	@ NY Americans	3-2 W
27	Feb 18	@ Mtl. Maroons	2-5 L
28	Feb 20	Pit. Pirates	3-1 W
29	Feb 22	@ Boston	1-2 L (OT)
30	Feb 27	Mtl. Maroons	3-4 L
31	Mar 4	@ Pit. Pirates	2-7 L
32	Mar 6	NY Americans	4-2 W
33	Mar 11	Mtl. Canadiens	5-3 W
34	Mar 13	Ottawa	1-1 T
35	Mar 16	@ Mtl. Canadiens	1-6 L
36	Mar 17	@ Ottawa	0-4 L

(15-24-5 / 35 Points / 5th in Canadian Division)

GENERAL MANAGER: Charles Querrie (Nov. 17 - Feb. 10),
None (Feb. 12 - Mar. 26)

HEAD COACH: Charles Querrie (8-17-4), Mike Rodden (0-2-0),
Alex Romeril (7-5-1)

CAPTAIN: Bert Corbeau

PLAYER	POS	GP	G	A	PTS	PIM
Ace Bailey	R	42	15	13	28	82
Bill Carson	C	40	16	6	22	41
Hap Day	D	44	11	5	16	50
Butch Keeling	L	30	11	2	13	29
Bert McCaffrey	R/D	43	5	5	10	43
Bill Brydge	D	41	6	3	9	76
Corb Denny	C	29	7	1	8	24
George Patterson	L/R	17	4	2	6	17
Bert Corbeau	D	41	1	2	3	88
Harold Halderson	D	25	1	2	3	36
Lloyd Gross	L	6	1	1	2	0
Leo Bourgeault	D	22	1	0	1	44
Danny Cox	L	14	0	1	1	4
Pete Bellefeuille	R	13	0	0	0	12
Al Pudas	L/R	4	0	0	0	0
John Ross Roach	G	44	0	0	0	0
Jesse Spring	D	2	0	0	0	0
Carl Voss	C	12	0	0	0	0

PLAYER	POS	GP	W	L	T/O	GA	GAA	SO	PIM	MIN
John Ross Roach	G	44	15	24	5	94	2.04	4	0	2764

HOME ARENA

Arena Gardens (Capacity: 7,500)

PLAYOFF RESULTS

Out of Playoffs

UNIFORM

NOV. - FEB. 16

FEB. 17 - MAR.



GP	DATE	OPPONENT	RESULT
1	Nov 17	@ Chicago	1-4 L
2	Nov 20	NY Rangers	1-5 L
3	Nov 25	Ottawa	2-2 T
4	Nov 30	Pit. Pirates	6-0 W
5	Dec 2	@ Mtl. Canadiens	0-2 L
6	Dec 4	NY Americans	0-1 L
7	Dec 9	Chicago	5-2 W
8	Dec 11	@ Ottawa	1-2 L
9	Dec 14	@ Mtl. Maroons	0-3 L
10	Dec 18	Mtl. Canadiens	0-2 L
11	Dec 20	@ NY Americans	0-2 L
12	Dec 21	@ Boston	5-3 W
13	Dec 25	@ Pit. Pirates	2-3 L
14	Dec 30	Boston	4-1 W
15	Jan 1	Mtl. Maroons	0-3 L
16	Jan 4	@ Det. Cougars	2-1 W
17	Jan 8	NY Americans	3-1 W
18	Jan 11	@ Ottawa	1-4 L
19	Jan 13	@ NY Rangers	1-1 T
20	Jan 15	@ Det. Cougars	1-1 T
21	Jan 19	@ Chicago	3-4 L (OT)
22	Jan 22	@ Mtl. Canadiens	0-4 L
23	Jan 27	Mtl. Maroons	3-5 L
24	Jan 29	Chicago	6-1 W
25	Feb 1	@ Boston	0-1 L
26	Feb 3	@ NY Americans	0-0 T
27	Feb 5	Boston	1-0 W
28	Feb 8	@ Mtl. Maroons	0-3 L
29	Feb 10	NY Rangers	2-3 L
30	Feb 12	Ottawa	0-1 L
31	Feb 16	@ Det. Cougars	1-5 L
32	Feb 17	NY Americans	4-1 W*
33	Feb 19	Mtl. Maroons	1-2 L (OT)
34	Feb 22	@ NY Rangers	3-2 W (OT)
35	Feb 24	Mtl. Canadiens	2-3 L
36	Feb 26	@ Pit. Pirates	1-1 T
37	Mar 1	Pit. Pirates	4-1 W
38	Mar 5	Det. Cougars	4-2 W
39	Mar 10	@ Mtl. Canadiens	2-4 L
40	Mar 12	@ Mtl. Maroons	1-0 W
41	Mar 19	Ottawa	0-2 L
42	Mar 21	@ NY Americans	4-1 W
43	Mar 24	@ Ottawa	0-4 L
44	Mar 26	Mtl. Canadiens	2-1 W

*Team name changed from St. Patricks to Maple Leafs (February 14, 1927).
First Toronto Maple Leafs game played February 17 vs. New York Americans.

Did you Know...

George Patterson (pictured) scored the first goal for the newly named 'Toronto Maple Leafs' on February 17, 1927 versus the New York Americans. Ace Bailey scored twice in the game, including the winning goal, as the Maple Leafs registered a 4-1 win.





1927-28

(18-18-8 / 44 Points / 4th in Canadian Division)

GENERAL MANAGER: Conn Smythe

HEAD COACH: Conn Smythe

CAPTAIN: Hap Day

PLAYER	POS	GP	G	A	PTS	PIM
Bill Carson	C	32	20	6	26	36
Hap Day	D	22	9	8	17	48
Butch Keeling	L	43	10	6	16	52
Danny Cox	L	41	9	6	15	27
Ace Bailey	R	43	9	3	12	72
Art Duncan	D	43	7	5	12	97
Gerry Lowrey	L	25	6	5	11	29
Eddie Rodden	C	25	3	6	9	36
Jimmy Herberts	C/R	31	7	1	8	40
Art Smith	D	15	5	3	8	22
Bert McCaffrey	R/D	9	1	1	2	9
Beattie Ramsay	D	43	0	2	2	10
George Patterson	L/R	12	1	0	1	14
Ed Gorman	D	19	0	1	1	30
Joe Ironstone	G	1	0	0	0	0
Joe Primeau	C	2	0	0	0	0
John Ross Roach	G	43	0	0	0	0

PLAYER	POS	GP	W	L	T/O	GA	GAA	SO	PIM	MIN
John Ross Roach	G	43	18	18	7	88	1.96	4	0	2690
Joe Ironstone	G	1	0	0	1	0	0.00	1	0	70

HOME ARENA

Arena Gardens (Capacity: 7,500)

PLAYOFF RESULT

Out of Playoffs

UNIFORMS

HOME




AWAY



*In 1927-28, 10 minutes of sudden-death overtime was played in games that were tied after regulation.

GP	DATE	OPPONENT	RESULT
1	Nov 15	NY Rangers	2-4 L
2	Nov 19	Chicago	4-2 W
3	Nov 22	@ Boston	0-1 L
4	Nov 24	@ NY Americans	2-1 W
5	Nov 26	@ Pit. Pirates	2-1 W (OT)*
6	Dec 3	Montreal	1-2 L
7	Dec 6	@ Ottawa	0-0 T
8	Dec 8	Mtl. Canadiens	1-2 L (OT)
9	Dec 10	Ottawa	0-0 T
10	Dec 14	@ Chicago	4-2 W
11	Dec 17	Det. Cougars	0-1 L (OT)
12	Dec 20	NY Americans	5-2 W
13	Dec 22	Pit. Pirates	2-3 L (OT)
14	Dec 24	@ Ottawa	1-1 T
15	Dec 29	Boston	2-1 W
16	Jan 2	@ Chicago	4-1 W
17	Jan 5	@ Mtl. Maroons	1-2 L
18	Jan 7	Mtl. Canadiens	1-9 L
19	Jan 10	@ NY Americans	1-2 L
20	Jan 12	@ Det. Cougars	2-1 W
21	Jan 14	NY Rangers	6-1 W
22	Jan 17	@ NY Rangers	2-1 W
23	Jan 21	Ottawa	2-1 W
24	Jan 26	@ Mtl. Maroons	0-1 L
25	Jan 28	Chicago	4-1 W
26	Jan 31	@ Ottawa	0-4 L
27	Feb 2	@ Mtl. Canadiens	4-3 W
28	Feb 4	Det. Cougars	2-0 W
29	Feb 7	Mtl. Canadiens	1-2 L
30	Feb 11	NY Americans	2-2 T
31	Feb 14	Pit. Pirates	2-4 L
32	Feb 16	@ NY Americans	3-2 W
33	Feb 18	@ Mtl. Maroons	1-2 L
34	Feb 21	@ Mtl. Canadiens	0-0 T
35	Feb 23	Mtl. Maroons	2-2 T
36	Feb 28	@ NY Rangers	0-1 L
37	Mar 1	@ Pit. Pirates	2-4 L
38	Mar 3	Boston	0-0 T
39	Mar 6	@ Det. Cougars	1-3 L
40	Mar 8	NY Americans	4-2 W
41	Mar 13	Ottawa	1-1 T
42	Mar 17	Mtl. Canadiens	5-3 W
43	Mar 20	@ Boston	6-2 W
44	Mar 24	Mtl. Maroons	4-8 L

Did you Know...

Prior to the 1927-28 season, the Maple Leafs, aside from changing its colours from green and white to blue and white, introduced two sweaters to be worn during home and away games. The Leafs were the first NHL team to introduce this concept, while other clubs didn't have two sweaters until the early 1930's or later.

In Photos: Ace Bailey poses in the blue (left) and white (right) sweaters worn by the Maple Leafs in the late 1920's.





1928-29

1928-29

(21-18-5 / 47 Points / 3rd in Canadian Division)

GENERAL MANAGER: Conn Smythe

HEAD COACH: Conn Smythe

CAPTAIN: Hap Day

PLAYER	POS	GP	G	A	PTS	PIM
Ace Bailey	R	44	22	10	32	78
Andy Blair	C	44	12	15	27	41
Danny Cox	L	42	12	7	19	14
Gerry Lowrey	L	32	3	11	14	24
Bill Carson	C	24	7	6	13	45
George Horne	R	39	9	3	12	32
Hap Day	D	44	6	6	12	84
Art Duncan	D	39	4	4	8	53
Eric Pettinger	L/C	25	3	3	6	24
Art Smith	D	43	5	0	5	91
Baldy Cotton	L	11	1	2	3	8
Jack Arbour	D	10	1	0	1	10
Joe Primeau	C	6	0	1	1	2
Lorne Chabot	G	43	0	0	0	2
Benny Grant	G	3	0	0	0	0
Alex Gray	R	7	0	0	0	2
Red Horner	D	22	0	0	0	30
Carl Voss	C	2	0	0	0	0

PLAYER	POS	GP	W	L	T/O	GA	GAA	SO	PIM	MIN
Lorne Chabot	G	44	20	17	5	65	1.52	10	2	2562
Benny Grant	G	5	1	1	0	4	1.54	0	0	156
Red Horner	D	1	0	0	0	0	0.00	0	30	2

HOME ARENA

Arena Gardens (Capacity: 7,500)

PLAYOFF RESULT

Lost Semi-Final

UNIFORMS

HOME



AWAY



GP	DATE	OPPONENT	RESULT
1	Nov 15	Chicago	2-0 W
2	Nov 17	Mtl. Canadiens	4-2 W
3	Nov 20 @	Ottawa	1-4 L
4	Nov 22 @	NY Americans	0-3 L
5	Nov 24	Mtl. Maroons	4-1 W
6	Nov 27 @	Mtl. Maroons	0-4 L
7	Dec 1	NY Americans	3-0 W
8	Dec 4 @	Mtl. Canadiens	3-1 W
9	Dec 8	Ottawa	1-2 L (OT)*
10	Dec 11 @	NY Rangers	2-3 L
11	Dec 15	Boston	2-0 W
12	Dec 20 @	Mtl. Maroons	3-6 L
13	Dec 22	Pit. Pirates	2-3 L
14	Dec 25	Mtl. Maroons	4-1 W
15	Dec 27 @	Pit. Pirates	2-0 W
16	Dec 29	Det. Cougars	4-3 W
17	Jan 1	NY Rangers	2-3 L
18	Jan 3 @	Chicago	2-0 W
19	Jan 5	Ottawa	3-1 W
20	Jan 8 @	Boston	2-5 L
21	Jan 10 @	NY Americans	0-2 L
22	Jan 12	NY Americans	0-1 L (OT)
23	Jan 17	Mtl. Canadiens	1-1 T
24	Jan 20 @	Det. Cougars	1-2 L
25	Jan 22 @	NY Rangers	0-1 L
26	Jan 24 @	Mtl. Canadiens	1-1 T
27	Jan 26	Chicago	2-0 W
28	Jan 29 @	Ottawa	2-4 L (OT)
29	Jan 31	Boston	1-3 L
30	Feb 2 @	Boston	3-0 W
31	Feb 3 @	NY Americans	3-1 W
32	Feb 5 @	Pit. Pirates	0-0 T
33	Feb 9	Pit. Pirates	2-1 W
34	Feb 14	NY Rangers	3-1 W
35	Feb 16	Mtl. Maroons	3-0 W
36	Feb 17 @	Det. Cougars	0-2 L
37	Feb 23	Mtl. Canadiens	2-1 W
38	Feb 28 @	Mtl. Maroons	4-0 W
39	Mar 2	Ottawa	1-1 T
40	Mar 7 @	Chicago	1-1 T**
41	Mar 9	Det. Cougars	3-0 W
42	Mar 12 @	Mtl. Canadiens	1-2 L
43	Mar 14	NY Americans	5-0 W
44	Mar 16 @	Ottawa	0-2 L

*From 1928-29 to 1942-43, 10 minute overtime periods without the sudden-death provision were played in games that were tied after regulation.

**Game played in Fort Erie, ON.



Conn Smythe



1929-30

(17-21-6 / 40 Points / 4th in Canadian Division)

GENERAL MANAGER: Conn Smythe

HEAD COACH: Conn Smythe

CAPTAIN: Hap Day

PLAYER	POS	GP	G	A	PTS	PIM
Ace Bailey	R	43	22	21	43	69
Baldy Cotton	L	41	21	17	38	47
Charlie Conacher	R	38	20	9	29	48
Joe Primeau	C	43	5	21	26	22
Andy Blair	C	42	11	10	21	27
Hap Day	D	43	7	14	21	77
Busher Jackson	L	31	12	6	18	29
Eric Pettinger	L/C	43	4	9	13	40
Art Duncan	D	38	4	5	9	49
Red Horner	D	33	2	7	9	96
Art Smith	D	43	3	3	6	75
Danny Cox	L	18	1	4	5	18
Gord Brydson	C/R	8	2	0	2	8
Frank Nighbor	C	22	2	0	2	2
Lorne Chabot	G	42	0	0	0	0
Benny Grant	G	2	0	0	0	0
Cliff McBride	R/D	1	0	0	0	0

PLAYER	POS	GP	W	L	T/O	GA	GAA	SO	PIM	MIN
Lorne Chabot	G	42	16	20	6	113	2.59	6	0	2620
Benny Grant	G	2	1	1	0	11	5.08	0	0	130

HOME ARENA

Arena Gardens (Capacity: 7,500)

PLAYOFF RESULT

Out of Playoffs

UNIFORMS

HOME



AWAY



Lorne Chabot

GP	DATE	OPPONENT	RESULT
1	Nov 14	Chicago	2-2 T
2	Nov 16	Boston	5-6 L
3	Nov 19	@ Pit. Pirates	5-10 L
4	Nov 21	@ Mtl. Canadiens	2-3 L (OT)
5	Nov 23	Ottawa	2-6 L
6	Nov 26	@ NY Rangers	4-3 W
7	Nov 30	Det. Cougars	1-0 W
8	Dec 3	NY Americans	6-0 W
9	Dec 5	@ Ottawa	2-9 L
10	Dec 7	Mtl. Canadiens	0-1 L
11	Dec 10	@ NY Americans	0-1 L
12	Dec 14	NY Rangers	7-6 W (OT)
13	Dec 15	@ Det. Cougars	3-5 L
14	Dec 17	@ Mtl. Maroons	1-3 L
15	Dec 21	Pit. Pirates	2-1 W (OT)
16	Dec 25	@ Boston	2-6 L
17	Dec 29	@ Chicago	4-3 W
18	Jan 1	Mtl. Maroons	5-3 W
19	Jan 4	Mtl. Canadiens	4-3 W
20	Jan 7	@ NY Americans	1-1 T
21	Jan 9	Ottawa	4-0 W
22	Jan 14	@ Mtl. Maroons	1-1 T
23	Jan 16	@ Ottawa	1-2 L
24	Jan 18	NY Americans	4-1 W
25	Jan 25	Det. Cougars	1-2 L
26	Jan 30	Mtl. Maroons	0-3 L
27	Feb 1	Chicago	6-0 W
28	Feb 4	@ Mtl. Canadiens	1-3 L
29	Feb 6	Mtl. Canadiens	3-3 T
30	Feb 9	@ NY Americans	3-6 W
31	Feb 11	@ Boston	5-6 L (OT)
32	Feb 15	Boston	3-5 L
33	Feb 18	@ NY Rangers	5-1 W
34	Feb 20	@ Pit. Pirates	4-0 W
35	Feb 22	Ottawa	0-1 L
36	Feb 25	@ Ottawa	0-2 L (OT)
37	Feb 27	@ Mtl. Canadiens	2-6 L
38	Mar 1	NY Rangers	3-3 T
39	Mar 4	NY Americans	1-1 T
40	Mar 8	Mtl. Maroons	2-3 L
41	Mar 9	@ Det. Cougars	2-1 W
42	Mar 11	Pit. Pirates	3-2 W
43	Mar 15	@ Mtl. Maroons	3-0 W
44	Mar 18	@ Chicago	1-4 L



1930-31

1930-31

(22-13-9 / 53 Points / 2nd in Canadian Division)

GENERAL MANAGER: Conn Smythe

HEAD COACH: Conn Smythe (1-0-1), Art Duncan (21-13-8)

CAPTAIN: Hap Day

PLAYER	POS	GP	G	A	PTS	PIM
Charlie Conacher	R	37	31	12	43	78
Ace Bailey	R	40	23	19	42	46
Joe Primeau	C	38	9	32	41	18
Busher Jackson	L	43	18	13	31	81
Baldy Cotton	L	43	12	17	29	45
King Clancy	D	44	7	14	21	63
Andy Blair	C	44	11	8	19	32
Hap Day	D	44	1	13	14	56
Red Horner	D	42	1	11	12	71
Bob Gracie	C/L	8	4	2	6	4
Rolly Huard	C	1	1	0	1	0
Alex Levinsky	D	8	0	1	1	2
Lorne Chabot	G	37	0	0	0	0
Art Duncan	D	2	0	0	0	0
Babe Dye	R	6	0	0	0	0
Benny Grant	G	7	0	0	0	0
Herb Hamel	R	2	0	0	0	4
Roger Jenkins	R/D	21	0	0	0	12

PLAYER	POS	GP	W	L	T/O	GA	GAA	SO	PIM	MIN
Lorne Chabot	G	37	21	8	8	80	2.09	6	0	2300
Benny Grant	G	7	1	5	1	19	2.65	2	0	430

HOME ARENA

Arena Gardens (Capacity: 7,500)

PLAYOFF RESULT

Lost Quarter-Final

UNIFORMS

HOME



AWAY



GP	DATE	OPPONENT	RESULT
1	Nov 13	NY Americans	0-0 T
2	Nov 15	Phi. Quakers	4-0 W
3	Nov 18 @	Mtl. Maroons	3-0 W
4	Nov 20 @	NY Americans	0-0 T
5	Nov 22	Ottawa	2-0 W
6	Nov 25 @	Phi. Quakers	1-2 L
7	Nov 29	Det. Falcons	4-2 W
8	Dec 2 @	Boston	2-3 L
9	Dec 6	NY Rangers	4-2 W
10	Dec 9 @	Mtl. Canadiens	1-2 L
11	Dec 13	Boston	3-7 L
12	Dec 18	Mtl. Maroons	1-2 L
13	Dec 20	Chicago	3-1 W
14	Dec 23 @	Mtl. Maroons	4-4 T
15	Dec 25 @	Det. Falcons	1-10 L
16	Dec 28 @	Chicago	3-2 W
17	Jan 1	NY Americans	2-0 W
18	Jan 3	Mtl. Canadiens	2-1 W
19	Jan 6 @	Ottawa	2-2 T
20	Jan 8	Mtl. Maroons	1-0 W
21	Jan 10 @	Mtl. Canadiens	1-6 L
22	Jan 15 @	NY Rangers	1-1 T
23	Jan 17	Mtl. Canadiens	3-1 W
24	Jan 22 @	Mtl. Maroons	4-2 W
25	Jan 24	Ottawa	5-2 W
26	Jan 27 @	NY Americans	2-3 L
27	Jan 29 @	Ottawa	3-2 W
28	Jan 31	Phi. Quakers	3-2 W
29	Feb 1 @	Det. Falcons	0-2 L
30	Feb 3 @	Mtl. Canadiens	1-2 L
31	Feb 7	NY Americans	2-0 W
32	Feb 14	Det. Falcons	1-1 T
33	Feb 19	Ottawa	1-2 L
34	Feb 21	Boston	4-2 W
35	Feb 24 @	NY Americans	1-1 T
36	Feb 26 @	NY Rangers	1-4 L
37	Feb 28	Mtl. Canadiens	5-5 T
38	Mar 3 @	Phi. Quakers	5-1 W
39	Mar 5	Mtl. Maroons	5-6 L
40	Mar 7	NY Rangers	5-2 W
41	Mar 10 @	Boston	3-3 T
42	Mar 15 @	Chicago	2-1 W
43	Mar 19	Chicago	8-2 W
44	Mar 21 @	Ottawa	9-6 W



The Kid Line: Charlie Conacher, Joe Primeau & Harvey "Busher" Jackson



(23-18-7 / 53 Points / 2nd in Canadian Division)

GENERAL MANAGER: Conn Smythe

HEAD COACH: Art Duncan (0-3-2), Conn Smythe (1-0-0),

Dick Irvin (22-15-5)

CAPTAIN: Hap Day

PLAYER	POS	GP	G	A	PTS	PIM
Busher Jackson	L	48	28	25	53	63
Joe Primeau	C	46	13	37	50	25
Charlie Conacher	R	44	34	14	48	66
Andy Blair	C	48	9	14	23	35
Bob Gracie	C/L	48	13	8	21	29
Frank Finnigan	R	47	8	13	21	45
King Clancy	D	48	10	9	19	61
Baldy Cotton	L	48	5	13	18	41
Red Horner	D	42	7	9	16	97
Hap Day	D	47	7	8	15	33
Harold Darragh	L	48	5	10	15	6
Ace Bailey	R	41	8	5	13	62
Alex Levinsky	D	47	5	5	10	29
Earl Miller	L	15	3	3	6	10
Lorne Chabot	G	44	0	0	0	2
Benny Grant	G	5	0	0	0	0
Syd Howe	C/L	3	0	0	0	0
Fred Robertson	D	8	0	0	0	23

PLAYER	POS	GP	W	L	T/O	GA	GAA	SO	PIM	MIN
Lorne Chabot	G	44	22	16	6	106	2.36	4	2	2698
Benny Grant	G	5	1	2	1	18	3.38	1	0	320
King Clancy	D	1	0	0	0	1	60.00	0	61	1
Red Horner	D	1	0	0	0	1	60.00	0	97	1
Alex Levinsky	D	1	0	0	0	1	60.00	0	29	1

HOME ARENA

Maple Leaf Gardens (Capacity: 12,473)

PLAYOFF RESULT

Won Stanley Cup (See page 403 for more information)

UNIFORMS

HOME

AWAY



*First game at Maple Leaf Gardens. (Opening night attendance: 13,542)



Opening night ceremonies at Maple Leaf Gardens.

GP	DATE	OPPONENT	RESULT
1	Nov12	Chicago	1-2 L*
2	Nov14	Mtl. Canadiens	1-1 T
3	Nov18	@ Chicago	1-1 T
4	Nov21	NY Rangers	3-5 L
5	Nov26	@ Mtl. Canadiens	2-3 L
6	Nov28	Boston	6-5 W (OT)
7	Dec1	NY Americans	2-2 T
8	Dec3	@ Mtl. Maroons	2-8 L
9	Dec5	Mtl. Maroons	4-0 W
10	Dec8	@ NY Rangers	4-2 W
11	Dec12	Det. Falcons	3-1 W
12	Dec15	@ NY Americans	2-2 T
13	Dec19	Mtl. Maroons	4-2 W
14	Dec20	@ Chicago	0-1 L (OT)
15	Dec22	NY Americans	9-3 W
16	Dec24	@ Mtl. Canadiens	2-1 W (OT)
17	Dec26	Mtl. Canadiens	0-2 L (OT)
18	Dec29	@ NY Americans	5-0 W
19	Dec31	Mtl. Maroons	3-1 W
20	Jan3	@ Det. Falcons	2-3 L (OT)
21	Jan5	@ Boston	3-3 T
22	Jan10	@ NY Rangers	0-2 L
23	Jan12	Det. Falcons	7-4 W
24	Jan14	@ Mtl. Maroons	6-4 W
25	Jan17	@ NY Americans	0-4 L
26	Jan19	NY Americans	11-3 W
27	Jan21	@ Mtl. Canadiens	1-3 L
28	Jan23	Mtl. Canadiens	2-0 W
29	Jan30	NY Rangers	6-3 W (OT)
30	Feb3	@ Chicago	0-7 L
31	Feb6	Boston	6-0 W
32	Feb7	@ Det. Falcons	1-3 L
33	Feb13	Mtl. Maroons	6-0 W
34	Feb16	@ Boston	0-3 L
35	Feb18	NY Rangers	5-3 W
36	Feb20	@ Mtl. Maroons	0-3 L
37	Feb23	@ NY Americans	4-4 T
38	Feb25	Det. Falcons	3-5 L
39	Feb27	Chicago	4-2 W
40	Mar1	NY Americans	3-1 W
41	Mar5	Mtl. Canadiens	1-1 T
42	Mar10	@ Mtl. Maroons	1-3 L
43	Mar12	Boston	5-3 W (OT)
44	Mar15	@ Boston	2-6 L
45	Mar18	@ NY Rangers	6-3 W
46	Mar19	Chicago	11-3 W
47	Mar20	@ Det. Falcons	3-2 W
48	Mar22	@ Mtl. Canadiens	2-4 L



1932-33

1932-33

(24-18-6 / 54 Points / 1st in Canadian Division)

GENERAL MANAGER: Conn Smythe

HEAD COACH: Dick Irvin

CAPTAIN: Hap Day

PLAYER	POS	GP	G	A	PTS	PIM
Busher Jackson	L	48	27	17	44	43
Charlie Conacher	R	40	14	19	33	64
Joe Primeau	C	48	11	21	32	4
King Clancy	D	48	13	12	25	79
Bob Gracie	C/L	48	9	13	22	27
Baldy Cotton	L	48	10	11	21	29
Hap Day	D	47	6	14	20	46
Ace Bailey	R	47	10	8	18	52
Ken Doraty	F	38	5	11	16	16
Andy Blair	C	43	6	9	15	38
Bill Thoms	C	29	3	9	12	15
Red Horner	D	48	3	8	11	144
Alex Levinsky	D	48	1	4	5	61
Harold Darragh	L	19	1	2	3	0
Charlie Sands	C/R	3	0	3	3	0
Stew Adams	L	8	0	2	2	0
Dave Downie	C/R	11	0	1	1	2
Lorne Chabot	G	48	0	0	0	4

PLAYER	POS	GP	W	L	T/O	GA	GAA	SO	PIM	MIN
Lorne Chabot	G	48	24	18	6	111	2.26	5	4	2946
Charlie Conacher	R	2	0	0	0	0	0.00	0	64	4

HOME ARENA

Maple Leaf Gardens (Capacity: 12,473)

PLAYOFF RESULT

Lost Final

UNIFORMS

HOME



AWAY



GP	DATE	OPPONENT	RESULT
1	Nov 10	Boston	1-1T
2	Nov 12	NY Rangers	4-2W
3	Nov 17	@ Chicago	1-3L
4	Nov 20	@ NY Rangers	0-7L
5	Nov 24	Mtl. Canadiens	2-0W
6	Nov 26	Mtl. Maroons	3-2W
7	Nov 27	@ Detroit	2-1W
8	Dec 3	Ottawa	4-1W
9	Dec 8	@ Mtl. Maroons	0-1L
10	Dec 10	NY Americans	2-2T
11	Dec 13	@ Boston	1-5L
12	Dec 15	Ottawa	4-1W
13	Dec 17	Detroit	3-0W
14	Dec 20	@ Mtl. Canadiens	2-1W
15	Dec 22	@ NY Americans	0-1L
16	Dec 24	Chicago	1-2L
17	Dec 27	@ Chicago	4-3W
18	Dec 29	Mtl. Maroons	1-0W
19	Jan 1	@ Detroit	2-2T
20	Jan 3	@ NY Rangers	2-4L
21	Jan 5	@ Mtl. Maroons	2-2T
22	Jan 7	Detroit	1-6L
23	Jan 10	NY Rangers	3-2W
24	Jan 14	@ Ottawa	5-3W (OT)
25	Jan 17	@ NY Americans	1-3L
26	Jan 19	Boston	3-0W
27	Jan 24	@ Ottawa	4-2W
28	Jan 26	@ Boston	2-4L
29	Jan 28	Mtl. Canadiens	4-2W
30	Jan 31	NY Americans	7-1W
31	Feb 4	Chicago	2-2T
32	Feb 7	@ Mtl. Canadiens	0-2L
33	Feb 11	NY Rangers	2-1W
34	Feb 14	@ Boston	2-7L
35	Feb 16	@ NY Rangers	5-2W
36	Feb 18	Detroit	4-1W
37	Feb 23	@ Ottawa	3-0W
38	Feb 25	NY Americans	5-1W
39	Feb 28	Mtl. Canadiens	1-2L
40	Mar 2	@ Mtl. Canadiens	3-4L
41	Mar 4	Mtl. Maroons	4-2W
42	Mar 5	@ Chicago	2-1W
43	Mar 7	@ Mtl. Maroons	2-7L
44	Mar 11	Boston	2-6L
45	Mar 16	@ Detroit	0-1L
46	Mar 18	Ottawa	6-2W
47	Mar 21	@ NY Americans	3-4L
48	Mar 23	Chicago	2-2T

Did you Know...

In the early 1930's, Maple Leaf Gardens became the first NHL arena to utilize a four-sided clock so that it was visible to patrons on all sides of the building. The score clock (pictured) weighed three and a half tons. Maple Leafs Gardens used three different score clocks during the Maple Leafs tenure from 1931 to 1999.





1933-34

(26-13-9 / 61 Points / 1st in Canadian Division)

GENERAL MANAGER: Conn Smythe

HEAD COACH: Dick Irvin

CAPTAIN: Hap Day

PLAYER	POS	GP	G	A	PTS	PIM
Charlie Conacher	R	42	32	20	52	38
Joe Primeau	C	45	14	32	46	8
Busher Jackson	L	38	20	18	38	38
King Clancy	D	46	11	17	28	62
Bill Thoms	C	47	8	18	26	24
Andy Blair	C	47	14	9	23	35
Hec Kilrea	L	43	10	13	23	15
Baldy Cotton	L	47	8	14	22	46
Red Horner	D	40	11	10	21	146
Buzz Boll	L	42	12	8	20	21
Hap Day	D	48	9	10	19	35
Ken Doraty	F	34	9	10	19	6
Charlie Sands	C/R	45	8	8	16	2
Alex Levinsky	D	47	5	11	16	38
Ace Bailey	R	13	2	3	5	11
Jack Shill	C	7	0	1	1	0
George Hainsworth	G	48	0	0	0	0
Flash Hollett	D	4	0	0	0	4
Fred Robertson	D	2	0	0	0	0

PLAYER	POS	GP	W	L	T/O	GA	GAA	SO	PIM	MIN
George Hainsworth	G	48	26	13	9	119	2.37	3	0	3010

HOME ARENA

Maple Leaf Gardens (Capacity: 12,473)

PLAYOFF RESULT

Lost Semi-Final

UNIFORMS

HOME



AWAY



GP	DATE	OPPONENT	RESULT
1	Nov 9	Boston	6-1 W
2	Nov 11	NY Rangers	4-3 W
3	Nov 18	Ottawa	4-1 W
4	Nov 21	@ NY Rangers	1-1 T
5	Nov 25	Mtl. Canadiens	0-1 L
6	Nov 28	Mtl. Maroons	7-3 W
7	Nov 30	@ Mtl. Maroons	1-0 W
8	Dec 2	Mtl. Maroons	8-3 W
9	Dec 3	@ Detroit	3-0 W
10	Dec 5	@ NY Americans	9-1 W
11	Dec 7	@ Ottawa	1-4 L
12	Dec 9	Chicago	1-0 W
13	Dec 12	@ Boston	4-1 W
14	Dec 14	@ Mtl. Canadiens	0-2 L
15	Dec 16	Mtl. Canadiens	3-1 W
16	Dec 23	Mtl. Maroons	8-2 W
17	Dec 26	@ Boston	2-2 T
18	Dec 28	@ NY Rangers	2-2 T
19	Dec 30	Detroit	8-1 W
20	Jan 1	@ Chicago	2-1 W
21	Jan 4	@ Mtl. Canadiens	1-4 L
22	Jan 6	Ottawa	7-3 W
23	Jan 11	@ NY Americans	1-1 T
24	Jan 13	NY Americans	2-2 T
25	Jan 16	@ Ottawa	7-4 W (OT)
26	Jan 18	Boston	6-2 W
27	Jan 20	Chicago	2-2 T
28	Jan 21	@ Detroit	2-4 L (OT)
29	Jan 23	Mtl. Maroons	8-4 W
30	Jan 25	@ Mtl. Maroons	0-6 L
31	Jan 27	Detroit	2-2 T
32	Jan 28	@ Chicago	0-2 L
33	Feb 1	@ NY Rangers	5-5 T
34	Feb 3	Ottawa	8-4 W
35	Feb 4	@ Detroit	1-2 L
36	Feb 8	@ NY Americans	3-3 T
37	Feb 10	Mtl. Canadiens	4-2 W
38	Feb 17	Boston	6-4 W
39	Feb 20	@ Mtl. Canadiens	2-3 L (OT)
40	Feb 24	NY Rangers	8-3 W
41	Feb 27	@ Mtl. Maroons	2-1 W (OT)
42	Mar 3	Detroit	6-4 W
43	Mar 6	@ Boston	2-7 L
44	Mar 8	@ Ottawa	1-3 L
45	Mar 10	NY Americans	8-5 W
46	Mar 15	Chicago	1-2 L
47	Mar 17	NY Rangers	3-2 W
48	Mar 18	@ Chicago	2-3 L

Did you Know...



On February 14, 1934, the Maple Leafs retired Ace Bailey's #6 prior to an All-Star game held in his honour at Maple Leaf Gardens. Bailey's career came to an abrupt end on December 12, 1933, when he was hit from behind by Eddie Shore of the Boston Bruins. It is believed that the retiring of Bailey's number was the first such time that a player's number was retired in any professional or collegiate team sport in North America. The All-Star benefit game raised \$20,909.40 for Bailey and his family. Thirteen years later, the NHL introduced an annual all-star game.



1934-35

1934-35

(30-14-4 / 64 Points / 1st in Canadian Division)

GENERAL MANAGER: Conn Smythe

HEAD COACH: Dick Irvin

CAPTAIN: Hap Day

PLAYER	POS	GP	G	A	PTS	PIM
Charlie Conacher	R	47	36	21	57	24
Busher Jackson	L	42	22	22	44	27
Joe Primeau	C	37	10	20	30	16
Flash Hollett	D	48	10	16	26	38
Baldy Cotton	L	47	11	14	25	36
Hec Kilrea	L	46	11	13	24	16
Bill Thoms	C	47	9	13	22	15
King Clancy	D	47	5	16	21	53
Andy Blair	C	45	6	14	20	22
Pep Kelly	R	47	11	8	19	14
Buzz Boll	L	47	14	4	18	4
Red Horner	D	46	4	8	12	125
Hap Day	D	45	2	4	6	38
Ken Doraty	F	11	1	4	5	0
Nick Metz	L	18	2	2	4	4
Art Jackson	C	20	1	3	4	4
Frank Finnigan	R	11	2	0	2	2
Bob Davidson	L	5	0	0	0	6
George Hainsworth	G	48	0	0	0	0

PLAYER	POS	GP	W	L	T/O	GA	GAA	SO	PIM	MIN
George Hainsworth	G	48	30	14	4	111	2.25	8	0	2957
Charlie Conacher	R	1	0	0	0	0	0.00	0	24	3

HOME ARENA

Maple Leaf Gardens (Capacity: 12,473)

PLAYOFF RESULT

Lost Final

UNIFORMS

HOME



AWAY



GP	DATE	OPPONENT	RESULT
1	Nov 8	Boston	5-3 W
2	Nov 10	Mtl. Canadiens	2-1W (OT)
3	Nov 15	@ NY Americans	1-0 W
4	Nov 17	Mtl. Maroons	2-1 W
5	Nov 18	@ Chicago	5-0 W
6	Nov 20	@ Stl. Eagles	5-2 W
7	Nov 24	Detroit	3-2 W
8	Dec 1	Stl. Eagles	4-3 W
9	Dec 2	@ Detroit	0-3 L
10	Dec 4	@ Boston	1-0 W
11	Dec 8	NY Rangers	2-5 L
12	Dec 11	@ NY Rangers	8-4 W
13	Dec 13	@ Mtl. Maroons	4-2 W (OT)
14	Dec 15	NY Americans	4-3 W
15	Dec 20	@ Stl. Eagles	1-1 T
16	Dec 22	Chicago	1-0 W
17	Dec 25	@ Mtl. Canadiens	6-2 W
18	Dec 27	@ NY Americans	4-3 W (OT)
19	Dec 29	Mtl. Maroons	2-4 L
20	Jan 1	Detroit	0-1 L
21	Jan 5	Mtl. Canadiens	3-1 W
22	Jan 8	@ Boston	1-3 L
23	Jan 10	@ NY Americans	5-5 T
24	Jan 12	Chicago	5-1 W
25	Jan 13	@ Detroit	2-0 W
26	Jan 15	@ Chicago	3-2 W
27	Jan 17	@ Mtl. Canadiens	3-4 L
28	Jan 19	Stl. Eagles	6-2 W
29	Jan 20	@ Chicago	1-2 L
30	Jan 22	@ Stl. Eagles	2-1 W
31	Jan 26	Detroit	0-0 T
32	Jan 29	@ NY Rangers	5-7 L
33	Jan 31	NY Rangers	2-3 L
34	Feb 2	NY Americans	1-2 L
35	Feb 7	Boston	4-4 T
36	Feb 9	Mtl. Maroons	4-2 W
37	Feb 12	@ Boston	5-6 L (OT)
38	Feb 14	@ NY Rangers	0-3 L
39	Feb 16	NY Rangers	5-1 W
40	Feb 19	@ Mtl. Maroons	3-1 W
41	Feb 23	Chicago	4-1 W
42	Feb 24	@ Detroit	2-4 L
43	Mar 2	NY Americans	6-0 W
44	Mar 5	@ Mtl. Canadiens	10-3 W
45	Mar 9	Boston	4-7 L
46	Mar 12	@ Mtl. Maroons	1-0 W
47	Mar 16	Mtl. Canadiens	5-3 W
48	Mar 19	Stl. Eagles	5-3 W

Did you Know...

On November 20, 1934, Busher Jackson (pictured) scored four goals in the third period of a 5-2 win over the St. Louis Eagles, setting an NHL record that has never been broken. Eleven players have since tied Jackson's record of four goals in a period, with Mario Lemieux being the last to do so on January 26, 1997 against Montreal.





1995-96

(23-19-6 / 52 Points / 2nd in Canadian Division)

GENERAL MANAGER: Conn Smythe

HEAD COACH: Dick Irvin

CAPTAIN: Hap Day

PLAYER	POS	GP	G	A	PTS	PIM
Charlie Conacher	R	44	23	15	38	74
Bill Thoms	C	48	23	15	38	29
Buzz Boll	L	44	15	13	28	14
Busher Jackson	L	47	11	11	22	19
Nick Metz	L	38	14	6	20	14
Art Jackson	C	48	5	15	20	14
Pep Kelly	R	42	11	8	19	24
Joe Primeau	C	45	4	13	17	10
King Clancy	D	47	5	10	15	61
Hap Day	D	44	1	13	14	41
Red Horner	D	43	2	9	11	167
Andy Blair	C	45	5	4	9	60
Bob Davidson	L	35	4	4	8	32
Frank Finnigan	R	48	2	6	8	10
Flash Hollett	D	11	1	4	5	8
Jack Markle	R	8	0	1	1	0
Jack Shill	C	3	0	1	1	0
Mickey Blake	L/D	1	0	0	0	2
George Hainsworth	G	48	0	0	0	0
Reg Hamilton	D	7	0	0	0	0

PLAYER	POS	GP	W	L	T/O	GA	GAA	SO	PIM	MIN
George Hainsworth	G	48	23	19	6	106	2.12	8	0	3000

HOME ARENA

Maple Leaf Gardens (Capacity: 12,473)

PLAYOFF RESULT

Lost Final

UNIFORMS

HOME



AWAY



Frank "King" Clancy

GP	DATE	OPPONENT	RESULT
1	Nov 9	NY Americans	5-5 T
2	Nov 14	@ NY Rangers	1-0 W
3	Nov 16	NY Rangers	3-2 W
4	Nov 19	@ Mtl. Canadiens	7-2 W
5	Nov 21	@ Chicago	3-4 L
6	Nov 23	Mtl. Maroons	2-5 L
7	Nov 24	@ Detroit	1-2 L
8	Nov 26	@ Boston	2-1 W
9	Nov 30	Mtl. Canadiens	8-3 W
10	Dec 7	Chicago	2-1 W (OT)
11	Dec 10	@ NY Americans	2-4 L
12	Dec 14	Detroit	2-4 L (OT)
13	Dec 17	@ Mtl. Maroons	1-0 W
14	Dec 19	Boston	0-0 T
15	Dec 21	NY Americans	5-3 W
16	Dec 26	@ Mtl. Canadiens	2-0 W
17	Dec 28	NY Rangers	9-3 W
18	Jan 2	@ Mtl. Maroons	2-5 L
19	Jan 4	Mtl. Maroons	1-1 T
20	Jan 11	Mtl. Canadiens	3-7 L
21	Jan 14	@ Boston	1-4 L
22	Jan 16	@ NY Rangers	0-1 L
23	Jan 18	Boston	5-2 W
24	Jan 19	@ Detroit	0-4 L
25	Jan 23	@ NY Americans	2-3 L (OT)
26	Jan 25	Detroit	6-1 W
27	Jan 30	@ Mtl. Canadiens	0-3 L
28	Feb 1	Chicago	3-2 W (OT)
29	Feb 2	@ Chicago	0-2 L
30	Feb 4	@ Boston	3-0 W
31	Feb 6	@ NY Americans	3-4 L
32	Feb 8	NY Americans	3-0 W
33	Feb 13	@ Mtl. Maroons	1-2 L
34	Feb 15	Detroit	3-2 W (OT)
35	Feb 20	Mtl. Canadiens	2-1 W
36	Feb 22	Mtl. Maroons	1-0 W
37	Feb 23	@ Chicago	1-5 L
38	Feb 25	NY Rangers	2-2 T
39	Feb 29	Chicago	4-2 W
40	Mar 3	@ NY Rangers	0-0 T
41	Mar 7	Mtl. Canadiens	8-1 W
42	Mar 10	@ NY Americans	2-3 L
43	Mar 12	@ Mtl. Canadiens	6-3 W
44	Mar 14	Mtl. Maroons	0-1 L
45	Mar 15	@ Detroit	2-1 W (OT)
46	Mar 17	@ Mtl. Maroons	1-2 L
47	Mar 19	Boston	2-2 T
48	Mar 21	NY Americans	4-1 W



1936-37

(22-21-5 / 49 Points / 3rd in Canadian Division)

GENERAL MANAGER: Conn Smythe

HEAD COACH: Dick Irvin

CAPTAIN: Hap Day

PLAYER	POS	GP	G	A	PTS	PIM
Syl Apps	C	48	16	29	45	10
Busher Jackson	L	46	21	19	40	12
Gordie Drillon	R	41	16	17	33	2
Nick Metz	L	48	9	11	20	19
Bill Thoms	C	48	10	9	19	14
Jimmy Fowler	D	48	7	11	18	22
Bob Davidson	L	46	8	7	15	43
Red Horner	D	48	3	9	12	124
Reg Hamilton	D	39	3	7	10	32
Buzz Boll	L	25	6	3	9	12
Frank Finnigan	R	48	2	7	9	4
Jack Shill	C	32	4	4	8	26
Charlie Conacher	R	15	3	5	8	13
Hap Day	D	48	3	4	7	20
Bill Kendall	R	15	2	4	6	4
Art Jackson	C	14	2	0	2	2
Pep Kelly	R	16	2	0	2	8
King Clancy	D	6	1	0	1	4
James Jarvis	L	24	1	0	1	0
Turk Broda	G	45	0	0	0	0
George Hainsworth	G	3	0	0	0	0
Jack Howard	D	2	0	0	0	0
George Parsons	L	5	0	0	0	0

PLAYER	POS	GP	W	L	T/O	GA	GAA	SO	PIM	MIN
Turk Broda	G	45	22	19	4	106	2.30	3	0	2770
George Hainsworth	G	3	0	2	1	9	2.84	0	0	190

HOME ARENA

Maple Leaf Gardens (Capacity: 12,473)

PLAYOFF RESULT

Lost Quarter-Final

UNIFORMS

HOME



AWAY



GP	DATE	OPPONENT	RESULT
1	Nov 5	Detroit	1-3 L
2	Nov 7	NY Americans	2-3 L
3	Nov 14	Chicago	6-2 W
4	Nov 15	@ Chicago	1-1 T
5	Nov 21	Boston	3-4 L
6	Nov 22	@ Detroit	2-4 L
7	Nov 24	@ NY Rangers	1-5 L
8	Nov 26	@ Mtl. Canadiens	4-2 W
9	Nov 28	Mtl. Canadiens	4-2 W
10	Dec 1	@ Mtl. Maroons	2-1 W
11	Dec 5	Mtl. Maroons	1-3 L
12	Dec 12	NY Rangers	3-5 L (OT)
13	Dec 17	@ NY Americans	5-1 W
14	Dec 19	NY Americans	3-1 W
15	Dec 22	@ Boston	4-2 W
16	Dec 26	Boston	1-2 L
17	Dec 31	@ Mtl. Maroons	1-3 L (OT)
18	Jan 2	Mtl. Maroons	0-0 T
19	Jan 3	@ Detroit	2-4 L
20	Jan 7	@ Mtl. Canadiens	1-4 L
21	Jan 9	Mtl. Canadiens	2-1 W
22	Jan 10	@ Chicago	1-2 L
23	Jan 16	Chicago	3-2 W (OT)
24	Jan 19	@ Boston	6-2 W
25	Jan 21	NY Americans	3-6 L
26	Jan 23	NY Rangers	4-0 W
27	Jan 24	@ NY Rangers	2-4 L
28	Jan 26	Mtl. Canadiens	1-3 L
29	Jan 30	Mtl. Maroons	7-4 W
30	Feb 2	@ Mtl. Maroons	1-3 L
31	Feb 4	@ NY Americans	2-1 W
32	Feb 6	NY Americans	5-0 W
33	Feb 9	NY Rangers	1-5 L
34	Feb 13	Boston	0-3 L
35	Feb 14	@ Detroit	3-3 T
36	Feb 18	Detroit	3-1 W
37	Feb 20	NY Americans	4-3 W
38	Feb 21	@ NY Americans	1-3 L
39	Feb 23	@ NY Rangers	1-2 L
40	Feb 25	@ Mtl. Canadiens	3-1 W
41	Feb 27	Mtl. Maroons	3-2 W
42	Mar 6	Mtl. Canadiens	3-1 W (OT)
43	Mar 7	@ Chicago	2-2 T
44	Mar 11	@ Mtl. Maroons	2-3 L
45	Mar 13	Chicago	3-2 W
46	Mar 16	@ Boston	1-1 T
47	Mar 18	@ Montreal	2-1 W
48	Mar 20	Detroit	3-2 W



1937-38

(24-15-9 / 57 Points / 1st in Canadian Division)

GENERAL MANAGER: Conn Smythe

HEAD COACH: Dick Irvin

CAPTAIN: Charlie Conacher

PLAYER	POS	GP	G	A	PTS	PIM
Gordie Drillon	R	48	26	26	52	4
Syl Apps	C	47	21	29	50	9
Bill Thoms	C	48	14	24	38	14
Busher Jackson	L	48	17	17	34	18
Buzz Boll	L	44	14	11	25	18
Red Horner	D	47	4	20	24	82
Nick Metz	L	48	15	7	22	12
Jimmy Fowler	D	48	10	12	22	8
Bob Davidson	L	48	3	17	20	52
Pep Kelly	R	43	9	10	19	25
Charlie Conacher	R	19	7	9	16	6
Murph Chamberlain	L	43	4	12	16	51
George Parsons	L	30	5	6	11	6
Reg Hamilton	D	45	1	4	5	43
Bingo Kampman	D	32	1	2	3	56
Murray Armstrong	C	9	0	0	0	0
Turk Broda	G	48	0	0	0	0
Chuck Corrigan	R	3	0	0	0	0

PLAYER	POS	GP	W	L	T/O	GA	GAA	SO	PIM	MIN
Turk Broda	G	48	24	15	9	127	2.56	6	0	2980

HOME ARENA

Maple Leaf Gardens (Capacity: 12,473)

PLAYOFF RESULT

Lost Final

UNIFORMS

HOME



AWAY



1937-38 Toronto Maple Leafs

GP	DATE	OPPONENT	RESULT
1	Nov 4	Detroit	2-2 T
2	Nov 6	NY Americans	6-3 W
3	Nov 13	Chicago	7-3 W
4	Nov 14	@ Chicago	3-3 T
5	Nov 18	@ Mtl. Canadiens	6-6 T
6	Nov 20	Boston	2-3 L
7	Nov 21	@ Detroit	5-0 W
8	Nov 23	@ Mtl. Maroons	1-2 L
9	Nov 25	@ NY Rangers	3-1 W
10	Nov 27	Mtl. Maroons	4-0 W
11	Dec 4	Mtl. Canadiens	3-3 T
12	Dec 11	NY Rangers	3-6 L
13	Dec 14	@ Boston	1-3 L
14	Dec 16	@ Mtl. Canadiens	4-2 W
15	Dec 18	NY Americans	3-2 W
16	Dec 25	Detroit	1-1 T
17	Dec 26	@ Detroit	3-1 W
18	Dec 28	@ NY Americans	3-0 W
19	Jan 1	Montreal	6-4 W
20	Jan 4	@ Boston	3-6 L
21	Jan 6	@ Mtl. Maroons	3-6 L
22	Jan 8	NY Rangers	3-2 W
23	Jan 13	Mtl. Maroons	3-2 W
24	Jan 15	Chicago	4-4 T
25	Jan 16	@ Chicago	7-2 W
26	Jan 20	@ NY Americans	1-1 T
27	Jan 22	Boston	1-9 L
28	Jan 29	Detroit	4-1 W
29	Feb 1	@ Mtl. Canadiens	1-6 L
30	Feb 3	Mtl. Canadiens	3-0 W
31	Feb 5	Boston	3-1 W
32	Feb 6	@ NY Rangers	1-2 L
33	Feb 10	Mtl. Maroons	3-0 W (OT)
34	Feb 12	Chicago	1-2 L
35	Feb 13	@ Chicago	1-1 T
36	Feb 17	@ Mtl. Maroons	2-1 W
37	Feb 19	NY Americans	0-4 L
38	Feb 20	@ NY Americans	3-2 W
39	Feb 22	@ Boston	0-2 L
40	Feb 26	NY Rangers	2-4 L
41	Mar 1	@ Mtl. Maroons	5-3 W
42	Mar 5	Mtl. Maroons	2-0 W
43	Mar 6	@ Mtl. Canadiens	6-3 W
44	Mar 8	@ NY Rangers	3-4 L
45	Mar 12	Mtl. Canadiens	3-3 T
46	Mar 17	@ Detroit	7-2 W
47	Mar 19	NY Americans	8-5 W
48	Mar 20	@ NY Americans	2-4 L



1938-39

(19-20-9 / 47 Points / 3rd in NHL)

GENERAL MANAGER: Conn Smythe

HEAD COACH: Dick Irvin

CAPTAIN: Red Horner

PLAYER	POS	GP	G	A	PTS	PIM
Syl Apps	C	44	15	25	40	4
Gordie Drillon	R	40	18	16	34	15
Busher Jackson	L	41	10	17	27	12
Murph Chamberlain	L	48	10	16	26	32
Doc Romnes	L/C	36	7	16	23	0
Pep Kelly	R	48	11	11	22	12
Nick Metz	L	47	11	10	21	15
Gus Marker	R	29	9	6	15	11
George Parsons	L	43	7	7	14	14
Bob Davidson	L	47	4	10	14	29
Red Horner	D	48	4	10	14	85
Bingo Kampman	D	41	2	8	10	52
Jimmy Fowler	D	39	1	6	7	9
Reg Hamilton	D	48	0	7	7	54
Bucko McDonald	D	33	3	3	6	20
Bill Thoms	C	12	1	4	5	4
Jack Church	D	3	0	2	2	2
Pete Langelle	C	2	1	0	1	0
Murray Armstrong	C	3	0	1	1	0
Buzz Boll	L	11	0	0	0	0
Turk Broda	G	48	0	0	0	0
Red Heron	C	6	0	0	0	0
Norm Mann	R/C	16	0	0	0	2

PLAYER	POS	GP	W	L	T/O	GA	GAA	SO	PIM	MIN
Turk Broda	G	48	19	20	9	107	2.15	8	0	2990

HOME ARENA

Maple Leaf Gardens (Capacity: 12,473)

PLAYOFF RESULT

Lost Final

UNIFORMS

HOME



AWAY



GP	DATE	OPPONENT	RESULT
1	Nov 3	Boston	2-3 L
2	Nov 5	Chicago	0-2 L
3	Nov 10	@ Montreal	2-0 W
4	Nov 12	Montreal	4-1 W
5	Nov 15	@ Boston	1-1 T
6	Nov 17	NY Americans	1-0 W
7	Nov 19	NY Americans	1-2 L (OT)
8	Nov 20	@ Chicago	1-1 T
9	Nov 24	@ NY Rangers	2-6 L
10	Nov 26	Detroit	5-0 W
11	Dec 3	Montreal	1-3 L
12	Dec 4	@ Detroit	0-1 L
13	Dec 10	Chicago	4-1 W
14	Dec 15	@ Chicago	4-4 T
15	Dec 17	NY Rangers	2-3 L
16	Dec 24	Detroit	2-0 W
17	Dec 26	@ NY Rangers	2-0 W
18	Dec 27	@ Boston	2-8 L
19	Dec 31	NY Americans	2-3 L
20	Jan 1	@ NY Americans	1-5 L
21	Jan 3	Montreal	2-2 T
22	Jan 7	Boston	2-0 W
23	Jan 8	@ Chicago	0-1 L
24	Jan 12	@ Montreal	9-4 W
25	Jan 14	Chicago	3-1 W
26	Jan 15	@ Detroit	0-1 L
27	Jan 17	@ Boston	1-2 L
28	Jan 21	NY Americans	7-2 W
29	Jan 24	@ NY Americans	1-4 L
30	Jan 28	Detroit	6-0 W
31	Jan 29	@ Detroit	2-2 T
32	Feb 2	Boston	1-2 L
33	Feb 4	NY Rangers	2-4 L
34	Feb 5	@ NY Rangers	5-5 T
35	Feb 7	@ Boston	0-2 L
36	Feb 11	Montreal	3-3 T
37	Feb 12	@ Montreal	4-3 W
38	Feb 18	NY Rangers	2-1 W
39	Feb 19	@ Chicago	4-3 W (OT)
40	Feb 25	Boston	1-0 W
41	Feb 26	@ Detroit	1-5 L
42	Feb 28	@ NY Americans	1-1 T
43	Mar 2	@ Montreal	1-3 L
44	Mar 4	Chicago	1-1 T
45	Mar 11	Detroit	5-1 W
46	Mar 14	NY Americans	7-3 W
47	Mar 18	NY Rangers	2-1 W
48	Mar 19	@ NY Rangers	2-6 L



1939-40

(25-17-6 / 56 Points / 3rd in NHL)

GENERAL MANAGER: Conn Smythe

HEAD COACH: Dick Irvin

CAPTAIN: Red Horner

PLAYER	POS	GP	G	A	PTS	PIM
Gordie Drillon	R	43	21	19	40	13
Syl Apps	C	27	13	17	30	5
Sweeney Schriner	L	39	11	15	26	10
Bob Davidson	L	48	8	18	26	56
Red Heron	C	42	11	12	23	12
Murph Chamberlain	L	40	5	17	22	63
Pete Langelle	C	39	7	14	21	2
Pep Kelly	R	34	11	9	20	15
Gus Marker	R	42	10	9	19	15
Bingo Kampman	D	39	6	9	15	59
Lex Chisholm	C/R	28	6	8	14	11
Nick Metz	L	31	6	5	11	2
Hank Goldup	L	21	6	4	10	2
Billy Taylor	C	29	4	6	10	9
Red Horner	D	31	1	9	10	87
Wally Stanowski	D	27	2	7	9	11
Bucko McDonald	D	34	2	5	7	13
Jack Church	D	31	1	4	5	62
Reg Hamilton	D	23	2	2	4	23
Don Metz	R	10	1	1	2	4
Turk Broda	G	47	0	0	0	0
Phil Stein	G	1	0	0	0	0

PLAYER	POS	GP	W	L	T/O	GA	GAA	SO	PIM	MIN
Turk Broda	G	47	25	17	5	108	2.23	4	0	2900
Phil Stein	G	1	0	0	1	2	1.71	0	0	70

HOME ARENA

Maple Leaf Gardens (Capacity: 12,473)

PLAYOFF RESULT

Lost Final

UNIFORMS

HOME



AWAY



GP	DATE	OPPONENT	RESULT
1	Nov 4	Boston	5-0 W
2	Nov 11	NY Rangers	1-1 T
3	Nov 12	@ NY Rangers	1-0 W
4	Nov 18	Detroit	3-0 W
5	Nov 19	@ Detroit	7-1 W
6	Nov 25	NY Americans	4-3 W
7	Nov 26	@ NY Americans	1-2 L (OT)
8	Nov 28	@ Boston	2-6 L
9	Dec 2	Chicago	3-3 T
10	Dec 3	@ Chicago	3-1 W (OT)
11	Dec 7	@ Montreal	1-4 L
12	Dec 9	Montreal	3-0 W
13	Dec 14	Boston	1-1 T
14	Dec 16	NY Americans	5-1 W
15	Dec 17	@ NY Americans	4-1 W
16	Dec 19	@ Boston	2-3 L (OT)
17	Dec 21	@ Chicago	1-3 L
18	Dec 23	Detroit	5-1 W
19	Dec 25	@ NY Rangers	1-4 L
20	Dec 28	@ Montreal	6-4 W
21	Dec 30	Chicago	4-2 W
22	Dec 31	@ Detroit	3-2 W
23	Jan 4	@ Chicago	1-2 L
24	Jan 6	Montreal	3-1 W
25	Jan 9	@ NY Americans	3-2 W
26	Jan 11	Boston	2-5 L
27	Jan 13	NY Rangers	1-4 L
28	Jan 18	Detroit	2-2 T
29	Jan 20	NY Americans	5-1 W
30	Jan 21	@ Detroit	2-3 L
31	Jan 23	@ Boston	1-4 L
32	Jan 25	@ NY Rangers	0-3 L
33	Jan 27	Montreal	3-1 W
34	Feb 3	Chicago	2-3 L
35	Feb 8	@ NY Rangers	1-2 L
36	Feb 10	NY Rangers	4-4 T
37	Feb 17	Montreal	3-1 W
38	Feb 18	@ Montreal	2-1 W
39	Feb 20	@ Boston	0-5 L
40	Feb 22	@ Detroit	2-1 W
41	Feb 24	Boston	3-1 W
42	Feb 29	Detroit	3-1 W
43	Mar 2	NY Rangers	1-1 T
44	Mar 9	Chicago	5-2 W
45	Mar 10	@ Chicago	1-2 L
46	Mar 14	@ Montreal	8-4 W
47	Mar 16	NY Americans	8-6 W
48	Mar 17	@ NY Americans	2-5 L

Did you Know...



Red Horner

Red Horner played his entire 12-year NHL career with the Maple Leafs from 1928-1940. He led the NHL in penalty minutes in seven of eight seasons from 1932-40, including an NHL record five-straight seasons (1932-37) that still stands today. Horner, inducted into the Hockey Hall of Fame in 1965, was considered one of the hardest hitters of his era and retired in 1940 as the NHL's all-time penalty minute leader with 1,254.



1940-41

(28-14-6 / 62 Points / 2nd in NHL)

GENERAL MANAGER: Conn Smythe

HEAD COACH: Hap Day

CAPTAIN: Syl Apps

PLAYER	POS	GP	G	A	PTS	PIM
Gordie Drillon	R	42	23	21	44	2
Syl Apps	C	41	20	24	44	6
Sweeney Schriner	L	48	24	14	38	6
Nick Metz	L	47	14	21	35	10
Billy Taylor	C	47	9	26	35	15
Wally Stanowski	D	47	7	14	21	35
Pete Langelle	C	47	4	15	19	0
Bucko McDonald	D	31	6	11	17	12
Hank Goldup	L	26	10	5	15	9
Reg Hamilton	D	45	3	12	15	59
Red Heron	C	35	9	5	14	12
Don Metz	R	31	4	10	14	6
Gus Marker	R	27	4	5	9	10
Bob Davidson	L	37	3	6	9	39
Bingo Kampman	D	39	1	4	5	53
Lex Chisholm	C/R	26	4	0	4	8
Norm Mann	R/C	15	0	3	3	2
Jack Church	D	11	0	1	1	22
Turk Broda	G	48	0	0	0	0

PLAYER	POS	GP	W	L	T/O	GA	GAA	SO	PIM	MIN
Turk Broda	G	48	28	14	6	99	2.00	5	0	2970

HOME ARENA

Maple Leaf Gardens (Capacity: 12,627)

PLAYOFF RESULT

Lost Semi-Final

UNIFORMS

HOME



AWAY



GP	DATE	OPPONENT	RESULT
1	Nov 2	NY Rangers	1-4 L
2	Nov 9	Detroit	3-0 W
3	Nov 14 @	Montreal	6-2 W
4	Nov 16	Montreal	4-2 W
5	Nov 17 @	Boston	4-1 W
6	Nov 21 @	NY Americans	2-1 W (OT)
7	Nov 23	Chicago	0-1 L
8	Nov 24 @	Chicago	4-2 W
9	Nov 26 @	NY Rangers	4-2 W
10	Nov 30	NY Americans	6-1 W
11	Dec 1 @	Detroit	3-1 W
12	Dec 7	Boston	3-2 W
13	Dec 12	Montreal	4-3 W
14	Dec 14	Chicago	2-1 W
15	Dec 15 @	Chicago	4-1 W
16	Dec 17 @	Boston	2-5 L
17	Dec 21	NY Americans	2-2 T
18	Dec 22 @	NY Americans	1-2 L
19	Dec 25 @	Detroit	2-3 L
20	Dec 28	NY Rangers	3-2 W
21	Dec 29 @	NY Rangers	2-3 L
22	Jan 4	Detroit	1-3 L
23	Jan 7 @	Montreal	4-3 W (OT)
24	Jan 9	NY Rangers	3-2 W (OT)
25	Jan 11	NY Americans	9-0 W
26	Jan 18	Boston	0-1 L
27	Jan 19 @	NY Americans	3-3 T
28	Jan 23 @	Montreal	3-2 W
29	Jan 25	Montreal	2-2 T
30	Jan 26 @	Detroit	2-0 W
31	Jan 30	Detroit	2-1 W
32	Feb 1	Chicago	3-1 W
33	Feb 2 @	Chicago	1-4 L
34	Feb 8	Boston	2-3 L
35	Feb 15	NY Rangers	4-3 W
36	Feb 16 @	NY Rangers	4-1 W
37	Feb 18 @	Boston	2-2 T
38	Feb 20	Montreal	2-1 W
39	Feb 22	Detroit	6-2 W
40	Feb 23 @	Detroit	0-3 L
41	Feb 25 @	NY Americans	4-4 T
42	Mar 1	Boston	0-0 T
43	Mar 6 @	Montreal	3-4 L
44	Mar 8	NY Americans	6-1 W
45	Mar 9 @	NY Rangers	5-8 L
46	Mar 11 @	Boston	2-3 L
47	Mar 15	Chicago	7-1 W
48	Mar 16 @	Chicago	3-0 W



Clarence "Hap" Day & Walter "Turk" Broda



1941-42



(27-18-3 / 57 Points / 2nd in NHL)

GENERAL MANAGER: Conn Smythe

HEAD COACH: Hap Day

CAPTAIN: Syl Apps

PLAYER	POS	GP	G	A	PTS	PIM
Gordie Drillon	R	48	23	18	41	6
Syl Apps	C	38	18	23	41	0
Billy Taylor	C	48	12	26	38	20
Sweeney Schriner	L	47	20	16	36	21
Lorne Carr	R	47	16	17	33	4
Pete Langelle	C	48	10	22	32	9
Hank Goldup	L	44	12	18	30	13
Bob Davidson	L	37	6	20	26	39
John McCreedy	R	47	15	8	23	14
Bucko McDonald	D	48	2	19	21	24
Nick Metz	L	30	11	9	20	20
Bob Goldham	D	19	4	7	11	25
Bingo Kampman	D	38	4	7	11	67
Wally Stanowski	D	24	1	7	8	10
Don Metz	R	25	2	3	5	8
Ernie Dickens	D	10	2	2	4	6
Reg Hamilton	D	22	0	4	4	27
Jack Church	D	27	0	3	3	30
Turk Broda	G	48	0	0	0	0

PLAYER	POS	GP	W	L	T/O	GA	GAA	SO	PIM	MIN
Turk Broda	G	48	27	18	3	136	2.76	6	0	2960

HOME ARENA

Maple Leaf Gardens (Capacity: 12,627)

PLAYOFF RESULT

Won Stanley Cup (See page 407 for more information)

UNIFORMS

HOME




AWAY



GP	DATE	OPPONENT	RESULT
1	Nov 1	NY Rangers	3-4 L
2	Nov 8	Boston	2-0 W
3	Nov 13	Montreal	4-2 W
4	Nov 15	Detroit	2-1 W
5	Nov 18	@ NY Rangers	8-6 W
6	Nov 20	@ Detroit	4-3 W (OT)
7	Nov 22	Chicago	3-0 W
8	Nov 23	@ Chicago	2-3 L
9	Nov 29	Brooklyn	8-2 W
10	Nov 30	@ Brooklyn	5-1 W
11	Dec 2	@ Boston	1-3 L (OT)
12	Dec 6	Montreal	3-1 W
13	Dec 11	@ Montreal	1-2 L (OT)
14	Dec 13	NY Rangers	2-1 W
15	Dec 14	@ Detroit	4-0 W
16	Dec 20	Chicago	0-2 L
17	Dec 21	@ Chicago	3-0 W
18	Dec 25	Boston	2-0 W
19	Dec 27	Detroit	5-3 W
20	Dec 28	@ Brooklyn	1-2 L
21	Dec 30	@ Boston	1-4 L
22	Jan 1	@ NY Rangers	3-3 T
23	Jan 3	Brooklyn	4-3 W
24	Jan 10	Detroit	4-6 L
25	Jan 15	@ Montreal	3-2 W (OT)
26	Jan 17	Chicago	2-4 L
27	Jan 24	Brooklyn	3-2 W
28	Jan 25	@ Chicago	4-6 L
29	Jan 27	@ Boston	0-0 T
30	Jan 29	Montreal	7-3 W
31	Jan 31	Boston	2-3 L (OT)
32	Feb 1	@ NY Rangers	2-7 L
33	Feb 5	@ Detroit	3-3 T
34	Feb 7	NY Rangers	6-4 W
35	Feb 8	@ Brooklyn	4-3 W
36	Feb 12	@ Montreal	6-4 W
37	Feb 14	Detroit	4-2 W
38	Feb 21	Brooklyn	4-3 W
39	Feb 22	@ Detroit	0-3 L
40	Feb 28	Chicago	8-2 W
41	Mar 1	@ Chicago	4-3 W
42	Mar 3	@ Boston	3-5 L
43	Mar 5	Montreal	2-5 L
44	Mar 7	NY Rangers	4-2 W
45	Mar 8	@ NY Rangers	0-2 L
46	Mar 14	Boston	6-4 W
47	Mar 15	@ Brooklyn	3-6 L
48	Mar 19	@ Montreal	3-7 L

Did you Know...



Syl Apps with the Stanley Cup on April 18, 1942.

In 1942, The Maple Leafs became the first team in NHL history to come back from a 3-0 deficit and win a best-of-seven series. Toronto lost the first-three games of the Stanley Cup Final to the Detroit Red Wings, but rebounded with four-straight wins. Only two other teams have accomplished this feat since; the New York Islanders over the Pittsburgh Penguins in the Quarter-Final in 1975, and the Philadelphia Flyers over the Boston Bruins in the Conference Semi-Final in 2010. The Maple Leafs remain the sole team to do so in the Stanley Cup Final.



1942-43

(22-19-9 / 53 Points / 3rd in NHL)

GENERAL MANAGER: Conn Smythe

HEAD COACH: Hap Day

CAPTAIN: Syl Apps

PLAYER	POS	GP	G	A	PTS	PIM
Lorne Carr	R	50	27	33	60	15
Billy Taylor	C	50	18	42	60	2
Gaye Stewart	L	48	24	23	47	20
Mel Hill	R	49	17	27	44	47
Syl Apps	C	29	23	17	40	2
Babe Pratt	D	40	12	25	37	44
Sweeney Schriner	L	37	19	17	36	13
Bob Davidson	L	50	13	23	36	20
Bud Poile	R	48	16	19	35	24
Reg Hamilton	D	48	4	17	21	68
Jack McLean	C/R	27	9	8	17	33
Jack Forsey	R	19	7	9	16	10
Bucko McDonald	D	40	2	11	13	39
Bobby Copp	D	38	3	9	12	24
Hank Goldup	L	8	1	7	8	4
Jack Hamilton	C	13	1	6	7	4
Shep Mayer	R	12	1	2	3	4
George Boothman	C/D	9	1	1	2	4
Rhys Thomson	D	18	0	2	2	22
Ab DeMarco	C	4	0	1	1	0
Jack Ingoldsby	R/D	8	0	1	1	0
Ted Kennedy	C	2	0	1	1	0
Turk Broda	G	50	0	0	0	0
Buck Jones	D	16	0	0	0	22

PLAYER	POS	GP	W	L	T/O	GA	GAA	SO	PIM	MIN
Turk Broda	G	50	22	19	9	159	3.18	1	0	3000

HOME ARENA

Maple Leaf Gardens (Capacity: 12,627)

PLAYOFF RESULT

Lost Semi-Final

UNIFORM

HOME



AWAY



GP	DATE	OPPONENT	RESULT
1	Oct 31	NY Rangers	7-2 W
2	Nov 7	Detroit	5-2 W
3	Nov 12	Boston	3-1 W
4	Nov 14	Chicago	3-4 L
5	Nov 15	@ Chicago	4-5 L
6	Nov 19	@ NY Rangers	7-3 W
7	Nov 21	Montreal	8-0 W*
8	Nov 22	@ Boston	6-7 L
9	Nov 26	@ Detroit	1-2 L
10	Nov 28	NY Rangers	8-6 W
11	Nov 29	@ Chicago	2-3 L
12	Dec 3	@ Montreal	2-4 L
13	Dec 5	Montreal	9-1 W
14	Dec 6	@ Detroit	2-2 T
15	Dec 10	Chicago	7-2 W
16	Dec 12	Detroit	5-4 W
17	Dec 13	@ Chicago	2-5 L
18	Dec 17	@ Montreal	8-1 W
19	Dec 19	Boston	3-3 T
20	Dec 20	@ NY Rangers	8-2 W
21	Dec 22	@ Boston	4-4 T
22	Dec 26	Boston	7-2 W
23	Dec 27	@ NY Rangers	1-3 L
24	Jan 2	Montreal	6-3 W
25	Jan 3	@ Montreal	4-4 T
26	Jan 9	Detroit	0-4 L
27	Jan 10	@ Boston	4-5 L
28	Jan 16	Montreal	8-4 W
29	Jan 17	@ Montreal	0-2 L
30	Jan 21	NY Rangers	7-4 W
31	Jan 23	Chicago	5-3 W
32	Jan 30	Boston	3-5 L
33	Jan 31	@ Chicago	3-3 T
34	Feb 4	Detroit	2-3 L
35	Feb 6	NY Rangers	3-2 W
36	Feb 7	@ Detroit	3-5 L
37	Feb 9	@ Boston	1-3 L
38	Feb 13	Chicago	3-2 W
39	Feb 14	@ NY Rangers	4-4 T
40	Feb 20	Boston	4-2 W
41	Feb 21	@ Chicago	0-5 L
42	Feb 27	Chicago	1-4 L
43	Feb 28	@ Montreal	4-2 W
44	Mar 2	NY Rangers	0-4 L
45	Mar 6	Montreal	2-2 T
46	Mar 7	@ NY Rangers	5-5 T
47	Mar 9	@ Boston	5-5 T
48	Mar 11	@ Detroit	1-2 L
49	Mar 13	Detroit	3-1 W
50	Mar 14	@ Detroit	5-3 W

*Because of wartime restrictions on train scheduling, regular season overtime was discontinued on November 21, 1942. It wasn't revisited by the NHL until the 1983-84 season.



Lorne Carr



1943-44

(23-23-4 / 50 Points / 3rd in NHL)

GENERAL MANAGER: Conn Smythe

HEAD COACH: Hap Day

CAPTAIN: Bob Davidson

PLAYER	POS	GP	G	A	PTS	PIM
Lorne Carr	R	50	36	38	74	9
Gus Bodnar	C	50	22	40	62	18
Babe Pratt	D	50	17	40	57	30
Ted Kennedy	C	49	26	23	49	2
Bob Davidson	L	47	19	28	47	21
Jack Hamilton	C	49	20	17	37	4
George Boothman	C/D	49	16	18	34	14
Moe Morris	D	50	12	21	33	22
Mel Hill	R	17	9	10	19	6
Jack McLean	C/R	32	3	15	18	30
Reg Hamilton	D	39	4	12	16	32
Tom O'Neill	R	33	8	7	15	29
Bud Poile	R	11	6	8	14	9
Don Webster	L	27	7	6	13	28
Bucko McDonald	D	9	2	4	6	8
Jack Ingoldsby	R/D	21	5	0	5	15
Ross Johnstone	D	18	2	0	2	6
Red Carr	L	5	0	1	1	2
Frank Dunlap	L/R	15	0	1	1	2
Paul Bibeault	G	29	0	0	0	0
Benny Grant	G	20	0	0	0	0
Jean Marois	G	1	0	0	0	0
Eric Prentice	L	5	0	0	0	4

PLAYER	POS	GP	W	L	T/O	GA	GAA	SO	PIM	MIN
Paul Bibeault	G	29	13	14	2	87	3.00	5	0	1740
Benny Grant	G	20	9	9	2	83	4.15	0	0	1200
Jean Marois	G	1	1	0	0	4	4.00	0	0	60

HOME ARENA

Maple Leaf Gardens (Capacity: 12,627)

PLAYOFF RESULT

Lost Semi-Final

UNIFORMS

HOME



AWAY



GP	DATE	OPPONENT	RESULT
1	Oct 30	NY Rangers	5-2 W
2	Oct 31	@ Chicago	4-1 W
3	Nov 4	@ Detroit	5-5 T
4	Nov 6	Boston	2-5 L
5	Nov 7	@ NY Rangers	7-4 W
6	Nov 11	Detroit	2-2 T
7	Nov 13	Chicago	1-4 L
8	Nov 18	@ Montreal	2-5 L
9	Nov 20	Montreal	2-7 L
10	Nov 21	@ NY Rangers	5-2 W
11	Nov 23	@ Boston	5-8 L
12	Nov 27	Boston	7-4 W
13	Nov 28	@ Detroit	4-6 L
14	Dec 2	Detroit	6-5 W
15	Dec 4	NY Rangers	11-4 W
16	Dec 11	Montreal	4-2 W
17	Dec 12	@ Chicago	2-3 L
18	Dec 16	Detroit	1-4 L
19	Dec 18	Chicago	8-4 W
20	Dec 19	@ Chicago	5-2 W
21	Dec 21	@ Boston	5-8 L
22	Dec 25	NY Rangers	3-5 L
23	Dec 31	@ NY Rangers	4-0 W
24	Jan 1	@ Boston	5-2 W
25	Jan 4	@ Montreal	3-6 L
26	Jan 6	Chicago	6-1 W
27	Jan 8	Boston	12-3 W
28	Jan 11	Montreal	5-6 W
29	Jan 15	Detroit	4-6 L
30	Jan 16	@ Detroit	1-4 L
31	Jan 18	@ Boston	7-2 W
32	Jan 22	NY Rangers	1-5 L
33	Jan 23	@ Chicago	3-5 L
34	Jan 27	@ Montreal	2-2 T
35	Jan 29	Chicago	3-4 L
36	Feb 5	Detroit	3-1 W
37	Feb 6	@ Detroit	2-3 L
38	Feb 12	Montreal	2-3 L
39	Feb 13	@ NY Rangers	6-3 W
40	Feb 19	Boston	10-4 W
41	Feb 20	@ Chicago	0-0 T
42	Feb 24	@ Montreal	1-3 L
43	Feb 26	Chicago	2-3 L
44	Feb 29	@ Boston	7-3 W
45	Mar 4	Montreal	2-5 L
46	Mar 5	@ Montreal	3-8 L
47	Mar 9	@ NY Rangers	8-0 W
48	Mar 11	NY Rangers	5-0 W
49	Mar 12	@ Detroit	1-4 L
50	Mar 18	Boston	10-2 W



1944-45



(24-22-4 / 52 Points / 3rd in NHL)
GENERAL MANAGER: Conn Smythe
HEAD COACH: Hap Day
CAPTAIN: Bob Davidson

PLAYER	POS	GP	G	A	PTS	PIM
Ted Kennedy	C	49	29	25	54	14
Lorne Carr	R	47	21	25	46	7
Cus Bodnar	C	49	8	36	44	18
Babe Pratt	D	50	18	23	41	39
Sweeney Schriner	L	26	22	15	37	10
Nick Metz	L	50	22	13	35	26
Mel Hill	R	45	18	17	35	14
Bob Davidson	L	50	17	18	35	49
Art Jackson	C	31	9	13	22	6
Reg Hamilton	D	50	3	12	15	41
Wally Stanowski	D	34	2	9	11	16
Pete Backor	D	36	4	5	9	6
Ross Johnstone	D	24	3	4	7	8
Tom O'Neill	R	33	2	5	7	24
John McCreedy	R	17	2	4	6	11
Bill Ezinicki	R	8	1	4	5	17
Jack McLean	C/R	8	2	1	3	13
Moe Morris	D	29	0	2	2	18
Frank McCool	G	50	0	0	0	0

PLAYER	POS	GP	W	L	T/O	GA	GAA	SO	PIM	MIN
Frank McCool	G	50	24	22	4	161	3.22	4	0	3000

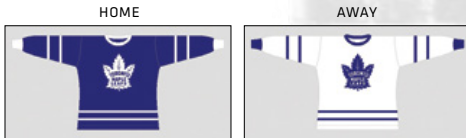
HOME ARENA

Maple Leaf Gardens (Capacity: 12,627)

PLAYOFF RESULT

Won Stanley Cup (See page 408 for more information)

UNIFORMS



GP	DATE	OPPONENT	RESULT
1	Oct 28	NY Rangers	2-1W
2	Oct 29	@ Chicago	11-5W
3	Nov 2	@ Montreal	4-1W
4	Nov 4	Boston	7-2W
5	Nov 9	@ NY Rangers	6-3W
6	Nov 11	Montreal	3-1W
7	Nov 12	@ Detroit	2-4L
8	Nov 15	Detroit	4-8L
9	Nov 18	Chicago	5-4W
10	Nov 19	@ Chicago	4-3W
11	Nov 23	@ Boston	1-5L
12	Nov 25	Montreal	2-0W
13	Nov 26	@ Montreal	1-4L
14	Dec 2	NY Rangers	4-3W
15	Dec 3	@ Boston	4-5L
16	Dec 9	Boston	3-5L
17	Dec 14	@ Montreal	2-2T
18	Dec 16	Detroit	1-1T
19	Dec 23	Detroit	4-5L
20	Dec 25	@ Detroit	4-6L
21	Dec 27	@ NY Rangers	8-2W
22	Dec 30	Chicago	4-0W
23	Jan 4	Montreal	4-2W
24	Jan 6	Detroit	2-5L
25	Jan 9	NY Rangers	4-5L
26	Jan 11	@ Montreal	4-7L
27	Jan 13	Boston	2-1W
28	Jan 14	@ Detroit	0-3L
29	Jan 16	@ Boston	3-5L
30	Jan 20	Chicago	8-4W
31	Jan 21	@ Chicago	0-4L
32	Jan 27	NY Rangers	3-0W
33	Jan 28	@ NY Rangers	7-0W
34	Feb 3	Boston	2-4L
35	Feb 4	@ Chicago	4-3W
36	Feb 6	@ Boston	5-1W
37	Feb 10	Chicago	1-2L
38	Feb 11	@ Chicago	1-2L
39	Feb 17	Montreal	3-4L
40	Feb 18	@ Detroit	1-6L
41	Feb 24	NY Rangers	4-4T
42	Feb 25	@ Montreal	2-5L
43	Feb 27	Chicago	3-3T
44	Mar 3	Montreal	3-2W
45	Mar 4	@ NY Rangers	6-3W
46	Mar 6	@ Boston	5-2W
47	Mar 10	Boston	9-2W
48	Mar 11	@ Detroit	3-2W
49	Mar 17	Detroit	3-4L
50	Mar 18	@ NY Rangers	5-6L



David "Sweeney" Schriner & Frank McCool



1945-46

(19-24-7 / 45 Points / 5th in NHL)

GENERAL MANAGER: Conn Smythe

HEAD COACH: Hap Day

CAPTAIN: Syl Apps

PLAYER	POS	GP	G	A	PTS	PIM
Gaye Stewart	L	50	37	15	52	8
Billy Taylor	C	48	23	18	41	14
Syl Apps	C	40	24	16	40	2
Gus Bodnar	C	49	14	23	37	14
Babe Pratt	D	41	5	20	25	36
Nick Metz	L	41	11	11	22	4
Bob Goldham	D	49	7	14	21	44
Sweeney Schriner	L	47	13	6	19	15
Bob Davidson	L	41	9	9	18	12
Jack Hamilton	C	40	7	9	16	12
Lorne Carr	R	42	5	8	13	2
Wally Stanowski	D	45	3	10	13	10
Mel Hill	R	35	5	7	12	10
Bill Ezinicki	R	24	4	8	12	29
Bud Poile	R	9	1	8	9	0
Moe Morris	D	38	1	5	6	10
Ted Kennedy	C	21	3	2	5	4
Ernie Dickens	D	15	1	3	4	6
Don Metz	R	7	1	0	1	0
Doug Baldwin	D	15	0	1	1	6
Jimmy Thomson	D	5	0	1	1	4
Baz Bastien	G	5	0	0	0	0
Gordie Bell	G	8	0	0	0	0
Turk Broda	G	15	0	0	0	0
Frank McCool	G	22	0	0	0	5

PLAYER	POS	GP	W	L	T/O	GA	GAA	SO	PIM	MIN
Frank McCool	G	22	10	9	3	81	3.68	0	5	1320
Turk Broda	G	15	6	6	3	53	3.53	0	0	900
Gordie Bell	G	8	3	5	0	31	3.87	0	0	480
Baz Bastien	G	5	0	4	1	20	4.00	0	0	300

HOME ARENA

Maple Leaf Gardens (Capacity: 12,627)

PLAYOFF RESULT

Out of Playoffs

UNIFORMS

HOME



AWAY



GP	DATE	OPPONENT	RESULT
1	Oct 27	Boston	1-1 T
2	Nov 1	@ Montreal	2-4 L
3	Nov 3	NY Rangers	1-4 L
4	Nov 4	@ Chicago	4-7 L
5	Nov 7	Boston	3-4 L
6	Nov 8	@ Detroit	2-3 L
7	Nov 10	Chicago	3-2 W
8	Nov 11	@ Chicago	3-5 L
9	Nov 14	Montreal	1-6 L
10	Nov 17	Detroit	5-6 L
11	Nov 18	@ NY Rangers	3-1 W
12	Nov 24	NY Rangers	4-3 W
13	Nov 25	@ Boston	3-5 L
14	Dec 1	Chicago	2-8 L
15	Dec 2	@ Chicago	5-3 W
16	Dec 8	Montreal	0-1 L
17	Dec 9	@ NY Rangers	1-2 L
18	Dec 13	@ Montreal	4-3 W
19	Dec 15	Detroit	3-1 W
20	Dec 16	@ Boston	3-3 T
21	Dec 22	NY Rangers	5-5 T
22	Dec 23	@ NY Rangers	4-3 W
23	Dec 25	@ Detroit	3-6 L
24	Dec 26	Montreal	2-4 L
25	Dec 29	Boston	3-4 L
26	Jan 1	@ Chicago	1-3 L
27	Jan 5	Chicago	0-3 L
28	Jan 10	@ Montreal	5-4 W
29	Jan 12	Detroit	9-3 W
30	Jan 19	NY Rangers	3-1 W
31	Jan 20	@ Detroit	3-1 W
32	Jan 23	@ Boston	1-7 L
33	Jan 26	Chicago	6-5 W
34	Feb 2	Boston	3-5 L
35	Feb 3	@ NY Rangers	6-6 T
36	Feb 6	@ Boston	3-3 T
37	Feb 9	Detroit	4-1 W
38	Feb 10	@ Detroit	2-2 T
39	Feb 16	Montreal	2-4 L
40	Feb 23	Boston	7-2 W
41	Feb 24	@ Montreal	2-6 L
42	Feb 27	NY Rangers	4-6 L
43	Mar 2	Chicago	9-4 W
44	Mar 3	@ NY Rangers	5-2 W
45	Mar 6	@ Chicago	5-2 W
46	Mar 9	Montreal	1-2 L
47	Mar 10	@ Boston	3-7 L
48	Mar 14	@ Montreal	2-2 T
49	Mar 16	Detroit	7-3 W
50	Mar 17	@ Detroit	11-7 W



1946-47



(31-19-10 / 72 Points / 2nd in NHL)
GENERAL MANAGER: Conn Smythe
HEAD COACH: Hap Day
CAPTAIN: Syl Apps

PLAYER	POS	GP	G	A	PTS	PIM
Ted Kennedy	C	60	28	32	60	27
Syl Apps	C	54	25	24	49	6
Howie Meeker	R	55	27	18	45	76
Bill Ezinicki	R	60	17	20	37	93
Bud Poile	R	59	19	17	36	19
Harry Watson	L	44	19	15	34	10
Gaye Stewart	L	60	19	14	33	15
Joe Klukay	L	55	9	20	29	12
Nick Metz	L	60	12	16	28	15
Vic Lynn	L/D	31	6	14	20	44
Wally Stanowski	D	51	3	16	19	12
Cus Mortson	D	60	5	13	18	133
Jimmy Thomson	D	60	2	14	16	97
Don Metz	R	40	4	9	13	10
Cus Bodnar	C	39	4	6	10	10
Bill Barilko	D	18	3	7	10	33
Garth Boesch	D	35	4	5	9	47
Sid Smith	L	14	2	1	3	0
Bob Goldham	D	11	1	1	2	10
Harry Taylor	C	9	0	2	2	0
Turk Broda	G	60	0	0	0	0
Bob Dawes	D/C	1	0	0	0	0

PLAYER	POS	GP	W	L	T/O	GA	GAA	SO	PIM	MIN
Turk Broda	G	60	31	19	10	172	2.87	4	0	3600

HOME ARENA

Maple Leaf Gardens (Capacity: 12,598)

PLAYOFF RESULT

Won Stanley Cup (See page 408 for more information)

UNIFORMS

HOME



AWAY



GP	DATE	OPPONENT	RESULT
1	Oct 16	@ Detroit	3-3 T
2	Oct 19	Detroit	6-3 W
3	Oct 23	@ Boston	3-3 T
4	Oct 26	Chicago	2-1 W
5	Oct 30	@ Chicago	5-2 W
6	Nov 1	@ Montreal	1-1 T
7	Nov 2	Boston	0-5 L
8	Nov 9	NY Rangers	4-2 W
9	Nov 10	@ Chicago	4-2 W
10	Nov 16	Montreal	3-0 W
11	Nov 17	@ NY Rangers	5-4 W
12	Nov 20	@ Boston	1-4 L
13	Nov 23	Detroit	2-4 L
14	Nov 24	@ Detroit	5-0 W
15	Nov 27	@ Chicago	2-5 L
16	Nov 30	Chicago	11-0 W
17	Dec 4	@ Boston	2-2 T
18	Dec 7	Boston	5-1 W
19	Dec 8	@ Detroit	5-4 W
20	Dec 11	Montreal	2-3 L
21	Dec 14	@ NY Rangers	3-2 W
22	Dec 15	@ Chicago	4-3 W
23	Dec 19	Detroit	3-1 W
24	Dec 21	Chicago	3-1 W
25	Dec 22	@ NY Rangers	3-1 W
26	Dec 25	@ Detroit	2-1 W
27	Dec 26	@ Montreal	1-4 L
28	Dec 28	Boston	4-3 W
29	Jan 1	Detroit	2-1 W
30	Jan 2	@ NY Rangers	5-4 W
31	Jan 4	NY Rangers	0-2 L
32	Jan 8	Chicago	10-4 W
33	Jan 11	Boston	4-3 W
34	Jan 12	@ NY Rangers	2-3 L
35	Jan 15	Montreal	2-1 W
36	Jan 16	@ Montreal	1-1 T
37	Jan 18	Detroit	7-4 W
38	Jan 19	@ Boston	2-3 L
39	Jan 25	NY Rangers	0-1 L
40	Jan 26	@ Chicago	6-6 T
41	Jan 30	@ Montreal	0-2 L
42	Feb 1	Chicago	4-5 L
43	Feb 6	@ Montreal	2-8 L
44	Feb 8	Boston	5-2 W
45	Feb 15	Montreal	4-4 T
46	Feb 16	@ NY Rangers	2-6 L
47	Feb 19	@ Chicago	3-5 L
48	Feb 22	NY Rangers	2-0 W
49	Feb 23	@ Montreal	2-2 T
50	Feb 26	Montreal	0-1 L
51	Feb 27	@ Detroit	3-3 T
52	Mar 1	Detroit	4-5 L
53	Mar 5	@ Boston	4-5 L
54	Mar 8	Chicago	12-4 W
55	Mar 9	@ NY Rangers	4-2 W
56	Mar 15	Boston	5-5 T
57	Mar 16	@ Boston	3-5 L
58	Mar 19	Montreal	5-4 W
59	Mar 22	NY Rangers	5-3 W
60	Mar 23	@ Detroit	5-3 W

Did you Know...



The first "official" All Star game was held at Maple Leaf Gardens on October 13, 1947, with proceeds divided between Toronto charities and the NHL Player's Emergency (Benevolent and Disability) Fund. The game saw the Maple Leafs edged 4-3 by a team comprised of All-Stars (pictured left) from the other five NHL teams. Also during the 1946-47 season and prior to the All-Star game, Maple Leaf Gardens became the first arena to have Plexiglas installed in the end zones of the rink (pictured right).





1947-48



(32-15-13 / 77 Points / 1st in NHL)

GENERAL MANAGER: Conn Smythe

HEAD COACH: Hap Day

CAPTAIN: Syl Apps

PLAYER	POS	GP	G	A	PTS	PIM
Syl Apps	C	55	26	27	53	12
Max Bentley	C	53	23	25	48	10
Ted Kennedy	C	60	25	21	46	32
Harry Watson	L	57	21	20	41	16
Howie Meeker	R	58	14	20	34	62
Vic Lynn	L/D	60	12	22	34	53
Bill Ezinicki	R	60	11	20	31	97
Joe Klukay	L	59	15	15	30	28
Jimmy Thomson	D	59	0	29	29	82
Gus Mortson	D	58	7	11	18	118
Sid Smith	L	31	7	10	17	10
Bill Barilko	D	57	5	9	14	147
Wally Stanowski	D	54	2	11	13	12
Nick Metz	L	60	4	8	12	8
Don Metz	R	26	4	6	10	2
Garth Boesch	D	45	2	7	9	52
Cy Thomas	L/R	8	1	2	3	4
Bud Poile	R	4	2	0	2	0
Gaye Stewart	L	7	1	0	1	0
John McCormack	C	3	0	1	1	0
Turk Broda	G	60	0	0	0	2
Fleming MacKell	C	3	0	0	0	2
Tod Sloan	C/R	1	0	0	0	0

PLAYER	POS	GP	W	L	T/O	GA	GAA	SO	PIM	MIN
Turk Broda	G	60	32	15	13	143	2.38	5	2	3600

HOME ARENA

Maple Leaf Gardens (Capacity: 14,550)

PLAYOFF RESULT

Won Stanley Cup (See page 408 for more information)

UNIFORMS

HOME



AWAY



GP	DATE	OPPONENT	RESULT
1	Oct 18	Detroit	2-2 T
2	Oct 19	@ Detroit	0-2 L
3	Oct 22	NY Rangers	3-1 W
4	Oct 25	Chicago	5-1 W
5	Oct 29	Montreal	3-1 W
6	Nov 1	Boston	1-1 T
7	Nov 2	@ NY Rangers	4-7 L
8	Nov 6	@ Montreal	0-3 L
9	Nov 8	NY Rangers	7-2 W
10	Nov 9	@ Detroit	6-0 W
11	Nov 12	Chicago	4-5 L
12	Nov 15	Detroit	5-3 W
13	Nov 16	@ Chicago	5-4 W
14	Nov 19	@ Boston	2-7 L
15	Nov 22	Boston	4-3 W
16	Nov 27	@ Montreal	0-2 L
17	Nov 29	Montreal	3-1 W
18	Nov 30	@ Boston	0-0 T
19	Dec 3	@ NY Rangers	4-1 W
20	Dec 6	Chicago	12-5 W
21	Dec 7	@ Chicago	3-2 W
22	Dec 10	@ Detroit	2-2 T
23	Dec 13	NY Rangers	1-4 L
24	Dec 14	@ Boston	1-1 T
25	Dec 20	Detroit	4-4 T
26	Dec 21	@ Chicago	3-1 W
27	Dec 25	@ Montreal	3-0 W
28	Dec 27	Boston	2-1 W
29	Dec 28	@ NY Rangers	1-1 T
30	Jan 1	Montreal	2-1 W
31	Jan 3	NY Rangers	5-5 T
32	Jan 10	Chicago	6-4 W
33	Jan 11	@ Detroit	2-2 T
34	Jan 15	@ Montreal	4-8 L
35	Jan 17	Boston	4-1 W
36	Jan 18	@ NY Rangers	2-2 T
37	Jan 21	@ Boston	1-2 L
38	Jan 24	Chicago	2-1 W
39	Jan 25	@ Chicago	4-4 T
40	Jan 28	Montreal	3-3 T
41	Jan 31	Detroit	3-3 W
42	Feb 1	@ Detroit	0-3 L
43	Feb 4	@ Boston	4-2 W
44	Feb 7	NY Rangers	3-0 W
45	Feb 14	Montreal	4-2 W
46	Feb 15	@ NY Rangers	4-4 T
47	Feb 19	@ Montreal	1-3 L
48	Feb 21	Detroit	3-2 W
49	Feb 22	@ Chicago	3-2 W
50	Feb 25	Boston	4-2 W
51	Feb 28	Chicago	4-3 W
52	Mar 2	@ NY Rangers	0-1 L
53	Mar 3	Montreal	2-3 L
54	Mar 6	NY Rangers	2-1 W
55	Mar 7	@ Boston	1-3 L
56	Mar 11	@ Montreal	1-3 L
57	Mar 13	Boston	5-2 W
58	Mar 14	@ Chicago	3-0 W
59	Mar 20	Detroit	5-3 W
60	Mar 21	@ Detroit	5-2 W



1948-49



(22-25-13 / 57 Points / 4th in NHL)
GENERAL MANAGER: Conn Smythe
HEAD COACH: Hap Day
CAPTAIN: Ted Kennedy

PLAYER	POS	GP	G	A	PTS	PIM
Harry Watson	L	60	26	19	45	0
Max Bentley	C	60	19	22	41	18
Ted Kennedy	C	59	18	21	39	25
Cal Gardner	C	53	13	22	35	35
Bill Ezinicki	R	52	13	15	28	145
Joe Klukay	L	45	11	10	21	11
Jimmy Thomson	D	60	4	16	20	56
Vic Lynn	L/D	52	7	9	16	36
Ray Timgren	L	36	3	12	15	9
Gus Mortson	D	60	2	13	15	85
Howie Meeker	R	30	7	7	14	56
Harry Taylor	C	42	4	7	11	30
Garth Boesch	D	59	1	10	11	43
Don Metz	R	33	4	6	10	12
Bill Barilko	D	60	5	4	9	95
Tod Sloan	C/R	29	3	4	7	0
Les Costello	L	15	2	3	5	11
Bill Juzda	D	38	1	2	3	23
Frank Mathers	D	15	1	2	3	2
Ray Ceresino	R	12	1	1	2	2
Fleming MacKell	C	11	1	1	2	6
Bob Dawes	D/C	5	1	0	1	0
Al Buchanan	L	3	0	1	1	2
Chuck Blair	R	1	0	0	0	0
Turk Broda	G	60	0	0	0	0
Ray Hannigan	R	3	0	0	0	2
Stan Kemp	D	1	0	0	0	2
John McCormack	C	1	0	0	0	0
Sid Smith	L	1	0	0	0	0

PLAYER	POS	GP	W	L	T/O	GA	GAA	SO	PIM	MIN
Turk Broda	G	60	22	25	13	161	2.68	5	0	3600

HOME ARENA

Maple Leaf Gardens (Capacity:14,550)

PLAYOFF RESULT

Won Stanley Cup (See page 409 for more information)

UNIFORMS

HOME



AWAY



GP	DATE	OPPONENT	RESULT
1	Oct 16	Boston	1-4 L
2	Oct 21	@ Montreal	0-5 L
3	Oct 23	Chicago	6-1 W
4	Oct 24	@ Detroit	1-2 L
5	Oct 27	Montreal	3-2 W
6	Oct 30	Detroit	2-1 W
7	Oct 31	@ Chicago	1-2 L
8	Nov 6	NY Rangers	3-3 T
9	Nov 13	Chicago	3-6 L
10	Nov 14	@ NY Rangers	4-4 T
11	Nov 17	@ Boston	1-2 L
12	Nov 20	Boston	2-2 T
13	Nov 21	@ Chicago	3-3 T
14	Nov 24	Montreal	3-3 T
15	Nov 25	@ Montreal	2-0 W
16	Nov 27	NY Rangers	3-0 W
17	Nov 28	@ Boston	2-6 L
18	Dec 1	@ Detroit	3-5 L
19	Dec 4	Chicago	4-6 L
20	Dec 5	@ Chicago	2-0 W
21	Dec 8	Detroit	3-4 L
22	Dec 11	Boston	3-2 W
23	Dec 12	@ Boston	4-3 W
24	Dec 15	@ NY Rangers	1-3 L
25	Dec 18	NY Rangers	3-3 T
26	Dec 19	@ Detroit	1-5 L
27	Dec 25	Detroit	2-1 W
28	Dec 30	@ Montreal	2-3 L
29	Jan 1	Montreal	5-3 W
30	Jan 2	@ NY Rangers	2-4 L
31	Jan 5	Boston	4-0 W
32	Jan 8	Chicago	3-3 T
33	Jan 9	@ Detroit	2-2 T
34	Jan 15	NY Rangers	2-1 W
35	Jan 16	@ NY Rangers	0-4 L
36	Jan 19	Montreal	1-4 L
37	Jan 22	Detroit	2-2 T
38	Jan 23	@ Detroit	1-2 L
39	Jan 26	@ Boston	3-1 W
40	Jan 29	Chicago	4-4 T
41	Jan 30	@ Chicago	2-4 L
42	Feb 3	@ Montreal	4-1 W
43	Feb 5	NY Rangers	1-1 T
44	Feb 6	@ Boston	4-2 W
45	Feb 9	Montreal	2-2 T
46	Feb 12	Detroit	3-1 W
47	Feb 13	@ NY Rangers	3-0 W
48	Feb 17	@ Montreal	0-3 L
49	Feb 19	Boston	5-2 W
50	Feb 20	@ Chicago	4-3 W
51	Feb 26	Chicago	2-2 T
52	Mar 2	Montreal	0-2 L
53	Mar 5	NY Rangers	7-1 W
54	Mar 6	@ NY Rangers	4-3 W
55	Mar 9	@ Detroit	0-5 L
56	Mar 12	Boston	1-2 L
57	Mar 13	@ Chicago	3-1 W
58	Mar 17	@ Montreal	1-3 L
59	Mar 19	Detroit	2-5 L
60	Mar 20	@ Boston	2-7 L

Did you Know...

In 1949, the Maple Leafs became the first team in NHL history and first since the Ottawa Senators (1903 to 1906) to win three consecutive Stanley Cups. The Maple Leafs won the Stanley Cup despite a losing record in the 1948-49 regular season. The only other team in NHL history to win the Cup after finishing the regular season with a losing record was the 1938 Chicago Black Hawks.

In Photo: Clarence Campbell (right) presents Clarence "Hap" Day (left) with the Stanley Cup on April 16, 1949.





1949-50

(31-27-12 / 74 Points / 3rd in NHL)

GENERAL MANAGER: Conn Smythe

HEAD COACH: Hap Day

CAPTAIN: Ted Kennedy

PLAYER	POS	GP	G	A	PTS	PIM
Sid Smith	L	68	22	23	45	6
Ted Kennedy	C	53	20	24	44	34
Max Bentley	C	69	23	18	41	14
Howie Meeker	R	70	18	22	40	35
Harry Watson	L	60	19	16	35	11
Joe Klukay	L	70	15	16	31	19
Cal Gardner	C	31	7	19	26	12
Ray Timgren	L	68	7	18	25	22
Bill Ezinicki	R	67	10	12	22	144
Vic Lynn	L/D	70	7	13	20	39
Fleming MacKell	C	36	7	13	20	24
Bill Barilko	D	59	7	10	17	85
Gus Mortson	D	68	3	14	17	125
Bill Juzda	D	62	1	14	15	68
Jimmy Thomson	D	70	0	13	13	76
John McCormack	C	34	6	5	11	0
Garth Boesch	D	58	2	6	8	63
Rudy Migay	C	18	1	5	6	8
Bob Dawes	D/C	11	1	2	3	2
Frank Mathers	D	6	0	1	1	2
George Armstrong	R	2	0	0	0	0
John Arundel	D	3	0	0	0	9
Hugh Bolton	D	2	0	0	0	2
Turk Broda	G	68	0	0	0	2
Al Buchanan	L	1	0	0	0	0
Bob Hassard	C	1	0	0	0	0
Tim Horton	D	1	0	0	0	2
Bill Johansen	C/R	1	0	0	0	0
Gilles Mayer	G	1	0	0	0	0
Al Rollins	G	2	0	0	0	0
Phil Samis	D	2	0	0	0	0
Frank Sullivan	D	1	0	0	0	0

PLAYER	POS	GP	W	L	T/O	GA	GAA	SO	PIM	MIN
Turk Broda	G	68	30	25	12	167	2.48	9	2	4040
Al Rollins	G	2	1	1	0	4	2.40	1	0	100
Gilles Mayer	G	1	0	1	0	2	2.00	0	0	60

HOME ARENA

Maple Leaf Gardens (Capacity: 14,550)

PLAYOFF RESULT

Lost Semi-Final

UNIFORMS

HOME



AWAY



1949-50 Toronto Maple Leafs

GP	DATE	OPPONENT	RESULT
1	Oct 15	Chicago	4-4 T
2	Oct 16	@ Detroit	5-1 W
3	Oct 19	Montreal	1-3 L
4	Oct 22	NY Rangers	2-2 T
5	Oct 27	@ Montreal	2-0 W
6	Oct 29	Boston	8-1 W
7	Oct 30	@ NY Rangers	4-2 W
8	Nov 2	NY Rangers	3-3 T
9	Nov 5	Detroit	3-4 L
10	Nov 6	@ Chicago	4-2 W
11	Nov 10	@ Montreal	2-4 L
12	Nov 12	Chicago	4-0 W
13	Nov 13	@ Boston	2-4 L
14	Nov 16	Montreal	1-0 W
15	Nov 19	Detroit	2-5 L
16	Nov 20	@ Detroit	2-5 L
17	Nov 23	@ Boston	1-3 L
18	Nov 24	@ Montreal	3-5 L
19	Nov 26	Boston	3-3 T
20	Nov 27	@ Chicago	3-6 L
21	Dec 1	Detroit	0-2 L
22	Dec 3	NY Rangers	2-0 W
23	Dec 4	@ Detroit	2-4 L
24	Dec 8	@ Chicago	4-1 W
25	Dec 10	Boston	2-1 W
26	Dec 11	@ Boston	0-2 L
27	Dec 14	Montreal	2-2 T
28	Dec 15	@ Montreal	1-4 L
29	Dec 17	Chicago	1-7 L
30	Dec 18	@ NY Rangers	2-0 W
31	Dec 21	@ Detroit	1-7 L
32	Dec 24	Boston	4-8 L
33	Dec 25	@ NY Rangers	1-3 L
34	Dec 28	Montreal	1-1 T
35	Dec 31	Detroit	1-5 L
36	Jan 1	@ Detroit	0-5 L
37	Jan 4	Chicago	4-4 T
38	Jan 7	Chicago	5-2 W
39	Jan 11	@ NY Rangers	2-1 W
40	Jan 14	Boston	4-3 W
41	Jan 18	Montreal	0-1 L
42	Jan 19	@ Montreal	4-2 W
43	Jan 21	NY Rangers	2-1 W
44	Jan 22	@ Detroit	1-0 W
45	Jan 25	NY Rangers	5-1 W
46	Jan 28	Chicago	9-1 W
47	Jan 29	@ Chicago	4-0 W
48	Feb 1	@ Chicago	0-3 L
49	Feb 4	Detroit	3-3 T
50	Feb 5	@ Boston	2-1 W
51	Feb 8	@ Boston	3-1 W
52	Feb 11	Montreal	2-0 W
53	Feb 12	@ Chicago	1-1 T
54	Feb 16	@ Montreal	3-3 T
55	Feb 18	Detroit	3-2 W
56	Feb 19	@ NY Rangers	1-2 L
57	Feb 22	Boston	3-1 W
58	Feb 25	NY Rangers	4-2 W
59	Mar 1	@ Boston	2-5 L
60	Mar 4	Detroit	3-2 W
61	Mar 5	@ NY Rangers	2-5 L
62	Mar 9	@ Montreal	1-1 T
63	Mar 11	NY Rangers	4-0 W
64	Mar 12	@ Boston	2-2 T
65	Mar 15	@ Chicago	0-4 L
66	Mar 18	Chicago	2-1 W
67	Mar 19	@ Detroit	0-5 L
68	Mar 22	Montreal	1-2 L
69	Mar 25	Boston	8-0 W
70	Mar 26	@ NY Rangers	3-5 L



1950-51



(41-16-13 / 95 Points / 2nd in NHL)
GENERAL MANAGER: Conn Smythe
HEAD COACH: Joe Primeau
CAPTAIN: Ted Kennedy

PLAYER	POS	GP	G	A	PTS	PIM
Max Bentley	C	67	21	41	62	34
Ted Kennedy	C	63	18	43	61	32
Tod Sloan	C/R	70	31	25	56	105
Sid Smith	L	70	30	21	51	10
Cal Gardner	C	66	23	28	51	42
Harry Watson	L	68	18	19	37	18
Jimmy Thomson	D	69	3	33	36	76
Danny Lewicki	L	61	16	18	34	26
Joe Klukay	L	70	14	16	30	16
Fleming MacKell	C	70	12	13	25	40
Howie Meeker	R	49	6	14	20	24
John McCormack	C	46	6	7	13	2
Gus Mortson	D	60	3	10	13	142
Bill Barilko	D	58	6	6	12	96
Ray Timgren	L	70	1	9	10	20
Bill Juzda	D	65	0	9	9	64
Fern Flaman	D	39	2	6	8	64
Hugh Bolton	D	13	1	3	4	4
Phil Maloney	C	1	1	0	1	0
Bob Hassard	C	12	0	1	1	0
Andy Barbe	R	1	0	0	0	2
Dusty Blair	C	2	0	0	0	0
Turk Broda	G	31	0	0	0	4
Bobby Copp	D	2	0	0	0	2
Al Rollins	G	40	0	0	0	0

PLAYER	POS	GP	W	L	T/O	GA	GAA	SO	PIM	MIN
Al Rollins	G	40	27	5	8	70	1.77	5	0	2373
Turk Broda	G	31	14	11	5	68	2.23	6	4	1827

HOME ARENA

Maple Leaf Gardens (Capacity: 14,550)

PLAYOFF RESULT

Won Stanley Cup (See page 409 for more information)

UNIFORMS

HOME

AWAY

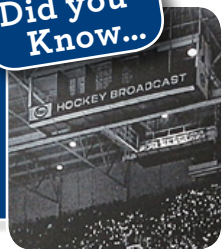


GP	DATE	OPPONENT	RESULT
1	Oct 14	Chicago	1-2 L
2	Oct 15	@ Detroit	4-4 T
3	Oct 18	@ Boston	2-0 W
4	Oct 21	NY Rangers	5-0 W
5	Oct 22	@ Chicago	5-3 W
6	Oct 25	Detroit	1-0 W
7	Oct 28	Boston	4-2 W
8	Oct 29	@ Chicago	3-3 T
9	Nov 1	Montreal	5-3 W
10	Nov 2	Montreal	2-1 W
11	Nov 4	NY Rangers	2-2 T
12	Nov 8	@ NY Rangers	5-3 W
13	Nov 11	Detroit	1-3 L
14	Nov 12	@ Boston	7-0 W
15	Nov 16	@ Montreal	2-5 L
16	Nov 18	NY Rangers	5-4 W
17	Nov 19	@ Boston	1-3 L
18	Nov 22	Chicago	5-2 W
19	Nov 23	Detroit	2-1 W
20	Nov 25	Montreal	4-1 W
21	Nov 26	@ NY Rangers	3-2 W
22	Nov 30	@ Montreal	0-0 T
23	Dec 2	Chicago	0-0 T
24	Dec 3	@ Chicago	3-3 T
25	Dec 6	Montreal	3-1 W
26	Dec 9	Boston	8-1 W
27	Dec 10	@ Detroit	2-3 L
28	Dec 13	Detroit	3-4 L
29	Dec 14	@ Chicago	7-1 W
30	Dec 16	Chicago	2-3 L
31	Dec 17	@ Boston	4-2 W
32	Dec 20	Montreal	6-1 W
33	Dec 23	Boston	2-2 T
34	Dec 27	@ NY Rangers	1-3 L
35	Dec 30	Detroit	1-3 L
36	Dec 31	@ Detroit	4-2 W
37	Jan 6	NY Rangers	2-4 L
38	Jan 9	@ Detroit	3-3 T
39	Jan 13	Chicago	3-3 T
40	Jan 14	@ NY Rangers	1-2 L
41	Jan 18	Montreal	5-2 W
42	Jan 20	Boston	2-1 W
43	Jan 21	@ Detroit	0-0 T
44	Jan 24	Montreal	4-3 W
45	Jan 27	NY Rangers	2-1 W
46	Jan 28	@ Chicago	4-3 W
47	Feb 1	@ Montreal	3-1 W
48	Feb 3	Chicago	6-3 W
49	Feb 4	@ Boston	3-3 T
50	Feb 7	Montreal	3-1 W
51	Feb 10	Detroit	1-2 L
52	Feb 11	@ Chicago	5-3 W
53	Feb 15	@ Montreal	2-2 T
54	Feb 17	NY Rangers	2-0 W
55	Feb 18	@ NY Rangers	5-2 W
56	Feb 21	Detroit	2-2 T
57	Feb 24	Boston	6-2 W
58	Mar 1	@ Montreal	1-3 L
59	Mar 3	Chicago	3-0 W
60	Mar 5	@ Detroit	1-3 L
61	Mar 7	Detroit	0-3 L
62	Mar 10	Boston	5-3 W
63	Mar 11	@ Boston	1-3 L
64	Mar 14	@ NY Rangers	3-1 W
65	Mar 15	@ Chicago	5-3 W
66	Mar 17	NY Rangers	3-1 W
67	Mar 18	NY Rangers	4-1 W
68	Mar 21	Montreal	2-0 W
69	Mar 24	Boston	4-1 W
70	Mar 25	@ Boston	1-0 W

Did you Know...

On March 21, 1951, the first ever “televised” hockey game in Canada was seen by CBC employees only (a programming experiment). Toronto, led by goaltender Al Rollins, shut out the Montreal Canadiens 2-0 at Maple Leaf Gardens in the game said to be the birth of “Hockey Night in Canada.”

In Photo: Terry Sawchuk on the Hockey Night in Canada set in the mid 1960's.





1951-52

(29-25-16 / 74 Points / 3rd in NHL)

GENERAL MANAGER: Conn Smythe

HEAD COACH: Joe Primeau

CAPTAIN: Ted Kennedy

PLAYER	POS	GP	G	A	PTS	PIM
Sid Smith	L	70	27	30	57	6
Ted Kennedy	C	70	19	33	52	33
Tod Sloan	C/R	68	25	23	48	89
Max Bentley	C	69	24	17	41	40
Cal Gardner	C	70	15	26	41	40
Harry Watson	L	70	22	17	39	18
Jimmy Thomson	D	70	0	25	25	86
Howie Meeker	R	54	9	14	23	50
Hugh Bolton	D	60	3	13	16	73
Danny Lewicki	L	51	4	9	13	26
Joe Klukay	L	43	4	8	12	6
Gus Mortson	D	65	1	10	11	106
Fleming MacKell	C	32	2	8	10	16
Bob Solinger	L/R	24	5	3	8	4
Fern Flaman	D	61	0	7	7	110
George Armstrong	R	20	3	3	6	30
Ray Timgren	L	50	2	4	6	11
Bill Juzda	D	46	1	4	5	65
Rudy Migay	C	19	2	1	3	12
Leo Boivin	D	2	0	1	1	0
Jim Morrison	D	17	0	1	1	4
Earl Balfour	L	3	0	0	0	2
Turk Broda	G	1	0	0	0	0
Tim Horton	D	4	0	0	0	8
Frank Mathers	D	2	0	0	0	0
John McLellan	C	2	0	0	0	0
Eric Nesterenko	R	1	0	0	0	0
Al Rollins	G	70	0	0	0	4
Bob Sabourin	L	1	0	0	0	2

PLAYER	POS	GP	W	L	T/O	GA	GAA	SO	PIM	MIN
Al Rollins	G	70	29	24	16	154	2.22	5	4	4170
Turk Broda	G	1	0	1	0	3	6.00	0	0	30

HOME ARENA

Maple Leaf Gardens (Capacity: 14,550)

PLAYOFF RESULT

Lost Semi-Final

UNIFORMS

HOME

AWAY



GP	DATE	OPPONENT	RESULT
1	Oct 13	Chicago	1-3 L
2	Oct 14	@ Detroit	3-2 W
3	Oct 17	Boston	4-2 W
4	Oct 20	NY Rangers	2-3 L
5	Oct 21	@ Chicago	1-1 T
6	Oct 27	Detroit	1-2 L
7	Oct 29	@ Detroit	2-2 T
8	Oct 31	Montreal	1-0 W
9	Nov 1	@ Montreal	4-2 W
10	Nov 3	NY Rangers	1-2 L
11	Nov 7	Chicago	1-0 W
12	Nov 8	@ Chicago	3-1 W
13	Nov 10	Detroit	3-3 T
14	Nov 11	@ Boston	1-1 T
15	Nov 14	@ NY Rangers	2-2 T
16	Nov 17	Boston	1-1 T
17	Nov 18	@ Chicago	0-1 L
18	Nov 21	Chicago	5-1 W
19	Nov 24	Montreal	4-2 W
20	Nov 25	@ Boston	4-1 W
21	Nov 29	@ Montreal	1-5 L
22	Dec 1	NY Rangers	8-2 W
23	Dec 2	@ Detroit	2-1 W
24	Dec 5	Detroit	2-2 T
25	Dec 8	Chicago	3-1 W
26	Dec 9	@ NY Rangers	2-7 L
27	Dec 13	@ Detroit	1-3 L
28	Dec 15	NY Rangers	4-1 W
29	Dec 16	@ Chicago	3-4 L
30	Dec 20	@ Montreal	1-4 L
31	Dec 22	Boston	3-2 W
32	Dec 23	@ Boston	2-4 L
33	Dec 26	Montreal	2-3 L
34	Dec 29	Boston	4-0 W
35	Dec 30	@ NY Rangers	2-2 T
36	Jan 3	@ Montreal	1-3 L
37	Jan 5	Chicago	2-1 W
38	Jan 9	@ NY Rangers	2-1 W
39	Jan 12	Detroit	5-3 W
40	Jan 13	@ Detroit	1-2 L
41	Jan 15	@ Boston	1-0 W
42	Jan 17	@ Montreal	2-2 T
43	Jan 19	Boston	6-2 W
44	Jan 20	@ Chicago	3-1 W
45	Jan 23	Montreal	2-4 L
46	Jan 24	@ Detroit	2-2 T
47	Jan 26	NY Rangers	3-3 T
48	Jan 27	@ Boston	3-0 W
49	Feb 2	Boston	1-1 T
50	Feb 3	@ Chicago	1-3 L
51	Feb 9	Montreal	3-2 W
52	Feb 10	@ NY Rangers	4-3 W
53	Feb 13	Detroit	1-3 L
54	Feb 14	@ Montreal	1-3 L
55	Feb 16	Chicago	2-2 T
56	Feb 19	NY Rangers	3-3 T
57	Feb 21	@ Chicago	1-5 L
58	Feb 23	Detroit	1-3 L
59	Feb 27	@ NY Rangers	3-1 W
60	Mar 1	Boston	1-1 T
61	Mar 2	@ Boston	2-2 T
62	Mar 5	Montreal	6-2 W
63	Mar 8	Detroit	6-3 W
64	Mar 9	@ Detroit	1-6 L
65	Mar 13	@ Montreal	1-3 L
66	Mar 15	NY Rangers	5-2 W
67	Mar 16	@ NY Rangers	4-2 W
68	Mar 19	Montreal	0-3 L
69	Mar 22	Chicago	2-3 L
70	Mar 23	@ Boston	2-4 L



1952-53

(27-30-13 / 67 Points / 5th in NHL)

GENERAL MANAGER: Conn Smythe

HEAD COACH: Joe Primeau

CAPTAIN: Ted Kennedy

PLAYER	POS	GP	G	A	PTS	PIM
Sid Smith	L	70	20	19	39	6
Ted Kennedy	C	43	14	23	37	42
Gord Hannigan	C	65	17	18	35	51
Ron Stewart	R	70	13	22	35	29
Bob Hassard	C	70	8	23	31	14
Tod Sloan	C/R	70	15	10	25	76
George Armstrong	R	52	14	11	25	54
Harry Watson	L	63	16	8	24	8
Max Bentley	C	36	12	11	23	16
Jimmy Thomson	D	69	0	22	22	73
Eric Nesterenko	R	35	10	6	16	27
Tim Horton	D	70	2	14	16	85
Leo Boivin	D	70	2	13	15	97
Rudy Migay	C	40	5	4	9	22
Jim Morrison	D	56	1	8	9	36
Fern Flaman	D	66	2	6	8	110
Phil Maloney	C	29	2	6	8	2
Howie Meeker	R	25	1	7	8	26
Danny Lewicki	L	4	1	3	4	2
Bob Solinger	L/R	18	1	1	2	2
Hugh Bolton	D	9	0	0	0	10
Harry Lumley	G	70	0	0	0	18
Parker MacDonald	C	1	0	0	0	0
Willie Marshall	C	2	0	0	0	0
Wally Maxwell	C	2	0	0	0	0
Dave Reid	C	2	0	0	0	0
Frank Sullivan	D	5	0	0	0	2
Ray Timgren	L	12	0	0	0	4

PLAYER	POS	GP	W	L	T/O	GA	GAA	SO	PIM	MIN
Harry Lumley	G	70	27	30	13	167	2.39	10	18	4200

HOME ARENA

Maple Leaf Gardens (Capacity: 14,550)

PLAYOFF RESULT

Out of Playoffs

UNIFORMS

HOME



AWAY



GP	DATE	OPPONENT	RESULT
1	Oct 11	Chicago	2-6 L
2	Oct 12	@ Detroit	4-4 T
3	Oct 16	@ Boston	1-2 L
4	Oct 18	NY Rangers	4-3 W
5	Oct 19	@ Chicago	3-2 W
6	Oct 22	Detroit	5-4 W
7	Oct 25	Boston	0-4 L
8	Oct 29	Montreal	7-5 W
9	Nov 1	Boston	3-2 W
10	Nov 2	@ Detroit	4-2 W
11	Nov 5	NY Rangers	4-1 W
12	Nov 6	@ Montreal	1-3 L
13	Nov 8	Detroit	3-3 T
14	Nov 11	@ Boston	0-4 L
15	Nov 13	@ Montreal	3-1 W
16	Nov 15	Chicago	1-3 L
17	Nov 16	@ NY Rangers	6-3 W
18	Nov 19	Boston	1-2 L
19	Nov 22	Montreal	2-2 T
20	Nov 23	@ Boston	5-6 L
21	Nov 26	@ NY Rangers	2-4 L
22	Nov 27	@ Chicago	3-3 T
23	Nov 29	Detroit	1-3 L
24	Nov 30	@ Detroit	1-4 L
25	Dec 4	@ Montreal	2-1 W
26	Dec 6	NY Rangers	2-2 T
27	Dec 7	@ Chicago	2-0 W
28	Dec 10	Montreal	1-2 L
29	Dec 13	Detroit	1-3 L
30	Dec 14	@ NY Rangers	2-2 T
31	Dec 18	@ Detroit	1-1 T
32	Dec 20	Chicago	4-1 W
33	Dec 21	@ Chicago	2-4 L
34	Dec 24	Montreal	2-0 W
35	Dec 27	Boston	3-0 W
36	Dec 31	@ NY Rangers	3-3 T
37	Jan 1	@ Boston	1-5 L
38	Jan 3	Chicago	1-1 T
39	Jan 10	Boston	3-1 W
40	Jan 11	@ Detroit	2-5 L
41	Jan 14	Chicago	3-0 W
42	Jan 17	NY Rangers	1-0 W
43	Jan 18	@ Boston	1-2 L
44	Jan 21	Montreal	0-1 L
45	Jan 22	@ Montreal	1-4 L
46	Jan 24	Detroit	2-0 W
47	Jan 25	@ Chicago	4-3 W
48	Jan 29	@ Boston	2-2 T
49	Jan 31	NY Rangers	4-0 W
50	Feb 1	@ Detroit	1-5 L
51	Feb 5	@ Montreal	0-2 L
52	Feb 7	Chicago	2-4 L
53	Feb 8	@ Chicago	2-4 L
54	Feb 14	Montreal	2-2 T
55	Feb 15	@ NY Rangers	2-1 W
56	Feb 18	Detroit	2-0 W
57	Feb 21	Boston	2-2 T
58	Feb 25	Montreal	1-2 L
59	Feb 26	@ Montreal	1-4 L
60	Feb 28	NY Rangers	3-0 W
61	Mar 1	@ NY Rangers	2-4 L
62	Mar 5	@ Chicago	1-3 L
63	Mar 7	Detroit	0-3 L
64	Mar 8	@ Detroit	1-3 L
65	Mar 14	Boston	1-3 L
66	Mar 15	@ NY Rangers	1-1 T
67	Mar 18	Chicago	4-3 W
68	Mar 19	@ Montreal	4-1 W
69	Mar 21	NY Rangers	5-0 W
70	Mar 22	@ Boston	3-1 W



1953-54

(32-24-14 / 78 Points / 3rd in NHL)

GENERAL MANAGER: Conn Smythe

HEAD COACH: King Clancy

CAPTAIN: Ted Kennedy

PLAYER	POS	GP	G	A	PTS	PIM
Tod Sloan	C/R	67	11	32	43	100
Sid Smith	L	70	22	16	38	28
Ted Kennedy	C	67	15	23	38	78
George Armstrong	R	63	17	15	32	60
Tim Horton	D	70	7	24	31	94
Harry Watson	L	70	21	7	28	30
Jimmy Thomson	D	61	2	24	26	86
Ron Stewart	R	70	14	11	25	72
Eric Nesterenko	R	68	14	9	23	70
Rudy Migay	C	70	8	15	23	60
Jim Morrison	D	60	9	11	20	51
Bob Bailey	R	48	2	7	9	70
Gord Hannigan	C	35	4	4	8	18
Fern Flaman	D	62	0	8	8	84
Leo Boivin	D	58	1	6	7	81
Bob Solinger	L/R	39	3	2	5	2
Bob Hassard	C	26	1	4	5	4
Howie Meeker	R	5	1	0	1	0
Earl Balfour	L	17	0	1	1	6
Danny Lewicki	L	7	0	1	1	12
Hugh Bolton	D	9	0	0	0	10
Harry Lumley	G	69	0	0	0	6
Gilles Mayer	G	1	0	0	0	0

PLAYER	POS	GP	W	L	T/O	GA	GAA	SO	PIM	MIN
Harry Lumley	G	69	32	24	13	128	1.86	13	6	4140
Gilles Mayer	G	1	0	0	1	3	3.00	0	0	60

HOME ARENA

Maple Leaf Gardens (Capacity: 14,550)

PLAYOFF RESULT

Lost Semi-Final

UNIFORMS

HOME

AWAY



GP	DATE	OPPONENT	RESULT
1	Oct 10	Chicago	6-2 W
2	Oct 11	@ Detroit	0-4 L
3	Oct 15	@ Boston	4-1 W
4	Oct 17	NY Rangers	1-1 T
5	Oct 18	@ Chicago	2-1 W
6	Oct 21	Detroit	1-1 T
7	Oct 24	Boston	2-3 L
8	Oct 25	@ Detroit	0-2 L
9	Oct 29	@ Montreal	1-3 L
10	Oct 31	NY Rangers	4-1 W
11	Nov 1	@ NY Rangers	2-2 T
12	Nov 4	Chicago	3-1 W
13	Nov 7	Detroit	2-2 T
14	Nov 8	@ Chicago	2-1 W
15	Nov 11	Montreal	4-1 W
16	Nov 14	Boston	2-0 W
17	Nov 15	@ Boston	1-1 T
18	Nov 19	@ Montreal	0-1 L
19	Nov 21	NY Rangers	1-0 W
20	Nov 22	@ Chicago	5-1 W
21	Nov 26	@ Detroit	0-2 L
22	Nov 28	Montreal	3-1 W
23	Nov 29	@ Boston	1-2 L
24	Dec 3	@ Montreal	1-5 L
25	Dec 5	Detroit	3-0 W
26	Dec 6	@ NY Rangers	3-3 T
27	Dec 9	Montreal	3-0 W
28	Dec 12	Chicago	2-0 W
29	Dec 13	@ NY Rangers	2-1 W
30	Dec 17	@ Boston	2-3 L
31	Dec 19	NY Rangers	3-2 W
32	Dec 20	@ Chicago	1-4 L
33	Dec 26	Detroit	4-2 W
34	Dec 30	Montreal	2-2 T
35	Jan 2	Chicago	4-0 W
36	Jan 3	@ Detroit	0-0 T
37	Jan 7	@ Montreal	3-7 L
38	Jan 9	Boston	3-2 W
39	Jan 10	@ NY Rangers	1-4 L
40	Jan 13	Chicago	2-1 W
41	Jan 16	NY Rangers	4-0 W
42	Jan 17	@ Chicago	3-1 W
43	Jan 23	Detroit	4-1 W
44	Jan 24	@ Detroit	0-2 L
45	Jan 27	Montreal	0-2 L
46	Jan 30	Boston	4-2 W
47	Jan 31	@ Boston	0-2 L
48	Feb 4	@ Montreal	4-2 W
49	Feb 6	Chicago	6-0 W
50	Feb 7	@ Chicago	1-2 L
51	Feb 10	Boston	2-3 L
52	Feb 11	@ Boston	3-1 W
53	Feb 13	Montreal	2-2 T
54	Feb 14	@ NY Rangers	3-3 T
55	Feb 17	Detroit	0-0 T
56	Feb 20	Boston	3-2 W
57	Feb 21	@ NY Rangers	1-6 L
58	Feb 25	@ Montreal	0-0 T
59	Feb 27	Chicago	4-2 W
60	Feb 28	@ Chicago	1-2 L
61	Mar 3	NY Rangers	3-3 T
62	Mar 4	@ Detroit	3-3 T
63	Mar 6	Detroit	1-3 L
64	Mar 7	@ NY Rangers	4-0 W
65	Mar 11	@ Montreal	3-0 W
66	Mar 13	Boston	1-2 L
67	Mar 14	@ Boston	0-3 L
68	Mar 17	Montreal	3-1 W
69	Mar 20	NY Rangers	2-5 L
70	Mar 21	@ Detroit	1-6 L



1954-55

(24-24-22 / 70 Points / 3rd in NHL)

GENERAL MANAGER: Conn Smythe

HEAD COACH: King Clancy

CAPTAIN: Ted Kennedy

PLAYER	POS	GP	G	A	PTS	PIM
Sid Smith	L	70	33	21	54	14
Ted Kennedy	C	70	10	42	52	74
Eric Nesterenko	R	62	15	15	30	99
Tod Sloan	C/R	63	13	15	28	89
George Armstrong	R	66	10	18	28	80
Rudy Migay	C	67	8	16	24	66
Hugh Bolton	D	69	2	19	21	55
Ron Stewart	R	53	14	5	19	20
Jim Morrison	D	70	5	12	17	84
Joe Klukay	L	56	8	8	16	44
Jimmy Thomson	D	70	4	12	16	63
Tim Horton	D	67	5	9	14	84
Parker MacDonald	C	62	8	3	11	36
Brian Cullen	C	27	3	5	8	6
Bob Bailey	R	32	4	2	6	52
Bob Solinger	L/R	17	1	5	6	11
Larry Cahan	D	59	0	6	6	64
Willie Marshall	C	16	1	4	5	0
Dave Creighton	C	14	2	1	3	8
Harry Watson	L	8	1	1	2	0
Gord Hannigan	C	13	0	2	2	8
Leo Boivin	D	7	0	0	0	8
Jack Caffery	C	3	0	0	0	0
Dick Duff	L	3	0	0	0	2
Gerry Foley	R	4	0	0	0	8
Gerry James	R	1	0	0	0	0
Paul Knox	R	1	0	0	0	0
Harry Lumley	G	69	0	0	0	9
Gilles Mayer	G	1	0	0	0	0
Marc Reaume	D	1	0	0	0	4
Dave Reid	C	1	0	0	0	0
Ray Timgren	L	1	0	0	0	2

PLAYER	POS	GP	W	L	T/O	GA	GAA	SO	PIM	MIN
Harry Lumley	G	69	23	24	22	134	1.94	8	9	4140
Gilles Mayer	G	1	1	0	0	1	1.00	0	0	60

HOME ARENA

Maple Leaf Gardens (Capacity:14,550)

PLAYOFF RESULT

Lost Semi-Final

UNIFORMS

HOME



AWAY



GP	DATE	OPPONENT	RESULT
1	Oct 7	@ Detroit	1-2 L
2	Oct 9	Chicago	3-3 T
3	Oct 16	NY Rangers	2-4 L
4	Oct 17	@ Boston	1-1 T
5	Oct 21	@ Montreal	3-1 W
6	Oct 23	Boston	3-3 T
7	Oct 27	Montreal	1-3 L
8	Oct 30	NY Rangers	3-1 W
9	Nov 3	Detroit	1-1 T
10	Nov 6	Chicago	5-2 W
11	Nov 7	@ Chicago	2-1 W
12	Nov 10	@ NY Rangers	2-1 W
13	Nov 11	@ Detroit	1-0 W
14	Nov 13	Detroit	1-0 W
15	Nov 14	@ Boston	3-1 W
16	Nov 17	Montreal	5-2 W
17	Nov 18	@ Montreal	4-5 L
18	Nov 20	Boston	0-1 L
19	Nov 21	@ NY Rangers	2-2 T
20	Nov 25	@ Detroit	0-2 L
21	Nov 27	NY Rangers	3-1 W
22	Nov 28	@ Chicago	1-1 T
23	Dec 1	Boston	6-0 W
24	Dec 4	Detroit	1-0 W
25	Dec 5	@ Boston	4-2 W
26	Dec 8	Montreal	3-1 W
27	Dec 9	@ Montreal	0-2 L
28	Dec 11	Chicago	1-2 L
29	Dec 12	@ NY Rangers	1-1 T
30	Dec 15	@ Chicago	8-3 W
31	Dec 18	NY Rangers	3-1 W
32	Dec 19	@ NY Rangers	3-3 T
33	Dec 25	Detroit	2-3 L
34	Dec 26	@ Detroit	1-1 T
35	Dec 29	Montreal	1-1 T
36	Dec 30	@ Detroit	1-4 L
37	Jan 1	Chicago	2-2 T
38	Jan 2	@ Chicago	2-3 L
39	Jan 5	Boston	1-2 L
40	Jan 8	NY Rangers	5-0 W
41	Jan 9	@ Boston	1-1 T
42	Jan 12	@ NY Rangers	0-0 T
43	Jan 15	Boston	4-2 W
44	Jan 16	@ Chicago	4-2 W
45	Jan 19	Chicago	3-3 T
46	Jan 20	@ Montreal	2-6 L
47	Jan 22	Detroit	3-1 W
48	Jan 23	@ Detroit	0-4 L
49	Jan 26	Montreal	1-1 T
50	Jan 29	NY Rangers	1-3 L
51	Jan 30	@ Boston	0-3 L
52	Feb 3	@ Montreal	2-3 L
53	Feb 5	Chicago	2-2 T
54	Feb 6	@ Chicago	4-2 W
55	Feb 9	Montreal	3-1 W
56	Feb 12	Detroit	1-2 L
57	Feb 13	@ Boston	3-3 T
58	Feb 19	Boston	1-1 T
59	Feb 20	@ Chicago	1-4 L
60	Feb 23	@ NY Rangers	3-1 W
61	Feb 24	@ Montreal	1-1 T
62	Feb 26	Detroit	1-1 T
63	Mar 2	Montreal	2-3 L
64	Mar 5	Boston	2-2 T
65	Mar 6	@ Boston	1-3 L
66	Mar 10	@ Montreal	0-0 T
67	Mar 12	NY Rangers	1-2 L
68	Mar 13	@ Detroit	1-6 L
69	Mar 19	Chicago	5-0 W
70	Mar 20	@ NY Rangers	2-3 L



1955-56

(24-33-13 / 61 Points / 4th in NHL)

GENERAL MANAGER: Conn Smythe & Hap Day

HEAD COACH: King Clancy

CAPTAIN: Sid Smith

GP	DATE	OPPONENT	RESULT
1	Oct 6	@ Montreal	0-2 L
2	Oct 8	Detroit	4-2 W
3	Oct 9	@ Chicago	1-3 L
4	Oct 12	@ Boston	0-2 L
5	Oct 15	Boston	2-2 T
6	Oct 16	@ Detroit	0-6 L
7	Oct 19	@ NY Rangers	2-6 L
8	Oct 22	NY Rangers	3-2 W
9	Oct 26	Montreal	2-1 W
10	Oct 29	Chicago	2-0 W
11	Nov 2	Detroit	3-1 W
12	Nov 3	@ Montreal	3-3 T
13	Nov 5	NY Rangers	0-3 L
14	Nov 6	@ Detroit	1-4 L
15	Nov 11	@ Chicago	0-2 L
16	Nov 12	Boston	2-3 L
17	Nov 13	@ NY Rangers	1-4 L
18	Nov 16	Montreal	2-3 L
19	Nov 19	Boston	3-2 W
20	Nov 20	@ Boston	1-1 T
21	Nov 24	@ Chicago	2-3 L
22	Nov 26	Chicago	7-4 W
23	Nov 27	@ Detroit	2-1 W
24	Nov 30	Detroit	3-3 T
25	Dec 3	Montreal	1-3 L
26	Dec 4	@ Boston	0-5 L
27	Dec 7	@ NY Rangers	1-3 L
28	Dec 8	@ Montreal	1-3 L
29	Dec 10	NY Rangers	6-1 W
30	Dec 11	@ Chicago	3-3 T
31	Dec 15	@ Detroit	0-4 L
32	Dec 17	Boston	5-1 W
33	Dec 18	@ NY Rangers	1-4 L
34	Dec 24	Chicago	5-2 W
35	Dec 25	@ Detroit	1-1 T
36	Dec 28	Montreal	2-0 W
37	Dec 29	@ Montreal	2-5 L
38	Dec 31	Detroit	2-2 T
39	Jan 4	Chicago	4-2 W
40	Jan 7	Boston	6-2 W
41	Jan 14	NY Rangers	5-6 L
42	Jan 15	@ Boston	4-1 W
43	Jan 18	Montreal	2-3 L
44	Jan 19	@ Montreal	1-3 L
45	Jan 21	Detroit	4-2 W
46	Jan 22	@ Detroit	1-4 L
47	Jan 25	Chicago	3-1 W
48	Jan 28	NY Rangers	1-3 L
49	Jan 29	@ Boston	1-3 L
50	Feb 1	@ NY Rangers	2-5 L
51	Feb 4	Chicago	2-4 L
52	Feb 5	@ Chicago	2-3 L
53	Feb 8	Montreal	1-1 T
54	Feb 9	@ Boston	1-1 T
55	Feb 11	NY Rangers	5-0 W
56	Feb 12	@ Chicago	1-1 T
57	Feb 15	Boston	1-0 W
58	Feb 16	@ Montreal	1-8 L
59	Feb 18	Detroit	1-6 L
60	Feb 22	@ NY Rangers	4-2 W
61	Feb 24	@ Chicago	2-1 W
62	Feb 25	Boston	1-3 L
63	Feb 29	Montreal	4-1 W
64	Mar 3	Detroit	2-2 T
65	Mar 4	@ Boston	2-2 T
66	Mar 8	@ Montreal	3-4 L
67	Mar 10	NY Rangers	5-2 W
68	Mar 11	@ NY Rangers	2-4 L
69	Mar 17	Chicago	1-1 T
70	Mar 18	@ Detroit	2-0 W

PLAYER	POS	GP	G	A	PTS	PIM
Tod Sloan	C/R	70	37	29	66	100
George Armstrong	R	67	16	32	48	97
Dick Duff	L	69	18	19	37	74
Rudy Migay	C	70	12	16	28	52
Ron Stewart	R	69	13	14	27	35
Billy Harris	C	70	9	13	22	8
Sid Smith	L	55	4	17	21	8
Hugh Bolton	D	67	4	16	20	65
Earl Balfour	L	59	14	5	19	40
Jim Morrison	D	63	2	17	19	77
Gord Hannigan	C	48	8	7	15	40
Ron Hurst	R	50	7	5	12	62
Marc Reaume	D	48	0	12	12	50
Eric Nesterenko	R	40	4	6	10	65
Brian Cullen	C	21	2	6	8	8
Jimmy Thomson	D	62	0	7	7	96
Gerry James	R	46	3	3	6	50
Tim Horton	D	35	0	5	5	36
Larry Cahan	D	21	0	2	2	46
Jack Bionda	D	13	0	1	1	18
Bill Burega	D	4	0	1	1	4
Joe Klukay	L	18	0	1	1	2
Bob Bailey	R	6	0	0	0	6
Ed Chadwick	G	5	0	0	0	0
Barry Cullen	R	3	0	0	0	4
Ray Gariepy	D	1	0	0	0	4
Harry Lumley	G	59	0	0	0	2
Al MacNeil	D	1	0	0	0	2
Willie Marshall	C	6	0	0	0	0
Gilles Mayer	G	6	0	0	0	0
Dave Reid	C	4	0	0	0	0
Lefty Wilson	G	1	0	0	0	0

PLAYER	POS	GP	W	L	T/O	GA	GAA	SO	PIM	MIN
Harry Lumley	G	59	21	28	10	157	2.67	3	2	3527
Gilles Mayer	G	6	1	5	0	18	3.00	0	0	360
Ed Chadwick	G	5	2	0	3	3	0.60	2	0	300
Lefty Wilson	G	1	0	0	0	0	0.00	0	0	13

HOME ARENA

Maple Leaf Gardens (Capacity: 14,550)

PLAYOFF RESULT

Lost Semi-Final

UNIFORMS

HOME

AWAY



1955-56 Toronto Maple Leafs



1956-57

(21-34-15 / 57 Points / 5th in NHL)

GENERAL MANAGER: Conn Smythe & Hap Day

HEAD COACH: Howie Meeker

CAPTAIN: Ted Kennedy & Jim Thomson

PLAYER	POS	GP	G	A	PTS	PIM
George Armstrong	R	54	18	26	44	37
Sid Smith	L	70	17	24	41	4
Dick Duff	L	70	26	14	40	50
Rudy Migay	C	66	15	20	35	51
Ron Stewart	R	65	15	20	35	28
Tod Sloan	C/R	52	14	21	35	33
Tim Horton	D	66	6	19	25	72
Bob Pulford	L	65	11	11	22	32
Ted Kennedy	C	30	6	16	22	35
Brian Cullen	C	46	8	12	20	27
Marc Reaume	D	63	6	14	20	81
Jim Morrison	D	63	3	17	20	44
Barry Cullen	R	51	6	10	16	30
Gerry James	R	53	4	12	16	90
Al MacNeil	D	53	4	8	12	84
Jimmy Thomson	D	62	0	12	12	50
Billy Harris	C	23	4	6	10	6
Gary Aldcorn	L	22	5	1	6	4
Bob Baun	D	20	0	5	5	37
Mike Nykoluk	R	32	3	1	4	20
Ron Hurst	R	14	2	2	4	8
Frank Mahovlich	L	3	1	0	1	2
Kenny Girard	R	3	0	1	1	2
Hugh Bolton	D	6	0	0	0	2
Ed Chadwick	C	70	0	0	0	0

PLAYER	POS	GP	W	L	T/O	GA	GAA	SO	PIM	MIN
Ed Chadwick	G	70	21	34	15	186	2.66	5	0	4200

HOME ARENA

Maple Leaf Gardens (Capacity: 14,550)

PLAYOFF RESULT

Out of Playoffs

UNIFORMS

HOME



AWAY



GP	DATE	OPPONENT	RESULT
1	Oct 11	@ Boston	4-4 T
2	Oct 13	Detroit	1-4 L
3	Oct 14	@ Chicago	1-0 W
4	Oct 18	@ Detroit	3-3 T
5	Oct 20	Boston	2-2 T
6	Oct 25	@ Montreal	3-2 W
7	Oct 27	Chicago	5-2 W
8	Oct 28	@ NY Rangers	1-1 T
9	Oct 31	NY Rangers	7-2 W
10	Nov 3	Detroit	1-2 L
11	Nov 7	Montreal	3-4 L
12	Nov 8	@ Chicago	2-5 L
13	Nov 10	@ Chicago	4-1 W
14	Nov 15	@ Detroit	2-4 L
15	Nov 17	Chicago	3-6 L
16	Nov 18	@ Boston	3-4 L
17	Nov 21	@ NY Rangers	3-3 T
18	Nov 22	@ Detroit	2-2 T
19	Nov 24	Boston	2-3 L
20	Nov 25	@ Boston	1-3 L
21	Nov 29	@ Montreal	2-4 L
22	Dec 1	Detroit	4-0 W
23	Dec 2	@ NY Rangers	2-4 L
24	Dec 5	Montreal	1-3 L
25	Dec 8	NY Rangers	0-0 T
26	Dec 9	@ Chicago	2-1 W
27	Dec 13	@ Montreal	2-6 L
28	Dec 15	NY Rangers	2-1 W
29	Dec 16	@ Boston	2-4 L
30	Dec 20	@ Montreal	2-4 L
31	Dec 22	Boston	2-3 L
32	Dec 23	@ NY Rangers	3-1 W
33	Dec 26	Montreal	1-0 W
34	Dec 29	Chicago	6-3 W
35	Dec 30	@ Chicago	0-2 L
36	Jan 2	Detroit	0-2 L
37	Jan 5	Boston	3-2 W
38	Jan 6	@ Detroit	1-2 L
39	Jan 9	@ NY Rangers	4-3 W
40	Jan 10	@ Montreal	1-2 L
41	Jan 12	Chicago	4-3 W
42	Jan 13	@ Chicago	1-1 T
43	Jan 16	Montreal	2-3 L
44	Jan 19	Boston	4-1 W
45	Jan 20	@ Boston	3-2 W
46	Jan 23	NY Rangers	4-4 T
47	Jan 26	Detroit	1-4 L
48	Jan 27	@ Detroit	1-3 L
49	Feb 2	@ Chicago	3-3 T
50	Feb 3	@ Chicago	3-6 L
51	Feb 6	Montreal	1-1 T
52	Feb 9	NY Rangers	4-4 T
53	Feb 10	@ Boston	1-5 L
54	Feb 13	Boston	2-2 T
55	Feb 14	@ Montreal	2-1 W
56	Feb 16	Detroit	1-3 L
57	Feb 17	@ NY Rangers	2-3 L
58	Feb 23	Boston	2-5 L
59	Feb 24	@ Detroit	2-1 W
60	Mar 2	Chicago	3-4 L
61	Mar 3	@ Chicago	0-0 T
62	Mar 6	Montreal	3-1 W
63	Mar 9	NY Rangers	1-2 L
64	Mar 10	@ Boston	3-3 T
65	Mar 14	@ Montreal	4-8 L
66	Mar 16	NY Rangers	14-1 W
67	Mar 17	@ NY Rangers	5-3 W
68	Mar 20	Montreal	1-2 L
69	Mar 23	Detroit	3-5 L
70	Mar 24	@ Detroit	1-4 L





1957-58

(21-38-11 / 53 Points / 6th in NHL)

GENERAL MANAGER: Stafford Smythe (interim)

HEAD COACH: Billy Reay

CAPTAIN: George Armstrong

PLAYER	POS	GP	G	A	PTS	PIM
Dick Duff	L	65	26	23	49	79
Billy Harris	C	68	16	28	44	32
Brian Cullen	C	67	20	23	43	29
George Armstrong	R	59	17	25	42	93
Barry Cullen	R	70	16	25	41	37
Ron Stewart	R	70	15	24	39	51
Tod Sloan	C/R	59	13	25	38	58
Frank Mahovlich	L	67	20	16	36	67
Bob Pulford	L	70	14	17	31	48
Tim Horton	D	53	6	20	26	39
Gary Aldcorn	L	59	10	14	24	12
Jim Morrison	D	70	3	21	24	62
Rudy Migay	C	48	7	14	21	18
Paul Masnick	C	41	2	9	11	14
Bob Baun	D	67	1	9	10	91
Marc Reaume	D	68	1	7	8	49
Gerry James	R	15	3	2	5	61
Sid Smith	L	12	2	1	3	2
Pete Conacher	L	5	0	1	1	5
Earl Balfour	L	1	0	0	0	0
Carl Brewer	D	2	0	0	0	0
Ed Chadwick	G	70	0	0	0	0
Kenny Girard	R	3	0	0	0	0
Al MacNeil	D	13	0	0	0	9
Bob Nevin	R	4	0	0	0	0
Noel Price	D	1	0	0	0	5

PLAYER	POS	GP	W	L	T/O	GA	GAA	SO	PIM	MIN
Ed Chadwick	G	70	21	38	11	223	3.19	4	0	4200

HOME ARENA

Maple Leaf Gardens (Capacity: 14,550)

PLAYOFF RESULT

Out of Playoffs

UNIFORMS

HOME



AWAY



GP	DATE	OPPONENT	RESULT
1	Oct 8	@ Chicago	0-1 L
2	Oct 12	Detroit	3-5 L
3	Oct 17	@ Montreal	3-9 L
4	Oct 19	Boston	7-0 W
5	Oct 20	@ Detroit	1-3 L
6	Oct 23	@ NY Rangers	0-3 L
7	Oct 26	NY Rangers	3-0 W
8	Oct 30	Montreal	2-6 L
9	Oct 31	@ Montreal	3-1 W
10	Nov 2	Chicago	3-3 T
11	Nov 6	NY Rangers	2-4 L
12	Nov 7	@ Boston	5-3 W
13	Nov 9	Detroit	3-3 T
14	Nov 10	@ Chicago	1-3 L
15	Nov 13	Montreal	2-4 L
16	Nov 16	Boston	2-4 L
17	Nov 17	@ Boston	2-2 T
18	Nov 20	Chicago	2-1 W
19	Nov 23	Detroit	1-2 L
20	Nov 24	@ NY Rangers	5-1 W
21	Nov 28	@ Detroit	3-3 T
22	Nov 30	Boston	3-3 W
23	Dec 1	@ Chicago	7-2 W
24	Dec 4	Montreal	0-0 T
25	Dec 5	@ Montreal	3-4 L
26	Dec 7	NY Rangers	3-3 T
27	Dec 8	@ NY Rangers	2-1 W
28	Dec 14	Chicago	4-1 W
29	Dec 15	@ Boston	3-1 W
30	Dec 19	@ Detroit	2-3 L
31	Dec 21	Boston	3-3 T
32	Dec 22	@ NY Rangers	2-5 L
33	Dec 25	Montreal	5-4 W
34	Dec 28	NY Rangers	6-1 W
35	Dec 29	@ Chicago	1-2 L
36	Jan 2	@ Montreal	2-5 L
37	Jan 4	Chicago	2-4 L
38	Jan 5	@ Detroit	2-3 L
39	Jan 8	@ NY Rangers	5-5 T
40	Jan 11	Boston	2-2 T
41	Jan 12	@ Boston	5-3 W
42	Jan 16	@ Montreal	2-5 L
43	Jan 18	Detroit	2-1 W
44	Jan 19	@ Chicago	3-5 L
45	Jan 22	Montreal	0-2 L
46	Jan 25	@ NY Rangers	7-1 W
47	Jan 26	@ Boston	3-3 T
48	Jan 29	Chicago	1-4 L
49	Feb 1	Detroit	9-2 W
50	Feb 2	@ Detroit	1-3 L
51	Feb 8	Boston	3-7 L
52	Feb 9	@ Boston	2-0 W
53	Feb 12	Montreal	2-5 L
54	Feb 15	Detroit	3-6 L
55	Feb 16	@ Detroit	1-4 L
56	Feb 22	Chicago	3-1 W
57	Feb 23	@ NY Rangers	2-4 L
58	Feb 27	@ Montreal	1-4 L
59	Mar 1	NY Rangers	4-5 L
60	Mar 2	@ Chicago	6-5 W
61	Mar 5	Chicago	5-2 W
62	Mar 8	Boston	3-3 T
63	Mar 9	@ Boston	0-7 L
64	Mar 12	Montreal	3-5 L
65	Mar 15	Detroit	1-3 L
66	Mar 16	@ Chicago	2-3 L
67	Mar 18	@ Detroit	2-4 L
68	Mar 20	@ Montreal	4-7 L
69	Mar 22	NY Rangers	0-7 L
70	Mar 23	@ NY Rangers	2-3 L



1958-59

(27-32-11 / 65 Points / 4th in NHL)

GENERAL MANAGER: Stafford Smythe (interim) (Oct. - Nov. 20), Punch Imlach (Nov. 20 - Apr.)

HEAD COACH: Billy Reay (5-12-3), Punch Imlach (22-20-8)

CAPTAIN: George Armstrong

PLAYER	POS	GP	G	A	PTS	PIM
Dick Duff	L	69	29	24	53	73
Billy Harris	C	70	22	30	52	29
Frank Mahovlich	L	63	22	27	49	94
Bert Olmstead	L	70	10	31	41	74
Bob Pulford	L	70	23	14	37	53
George Armstrong	R	59	20	16	36	37
Ron Stewart	R	70	21	13	34	23
Tim Horton	D	70	5	21	26	76
Gerry Ehman	R	38	12	13	25	12
Larry Regan	R	32	4	21	25	2
Carl Brewer	D	69	3	21	24	125
Allan Stanley	D	70	1	22	23	47
Brian Cullen	C	59	4	14	18	10
Barry Cullen	R	40	6	8	14	17
Dave Creighton	C	34	3	9	12	4
Bob Baun	D	51	1	8	9	87
Marc Reaume	D	51	1	5	6	67
Gary Aldcorn	L	5	0	3	3	2
Rudy Migay	C	19	1	1	2	4
Stephen Kraftcheck	D	8	1	0	1	0
Willie Marshall	C	9	0	1	1	2
Johnny Bower	G	39	0	0	0	2
Ed Chadwick	G	31	0	0	0	0
Bob Nevin	R	2	0	0	0	2
Noel Price	D	28	0	0	0	4

PLAYER	POS	GP	W	L	T/O	GA	GAA	SO	PIM	MIN
Johnny Bower	G	39	15	17	7	106	2.72	3	2	2340
Ed Chadwick	G	31	12	15	4	92	2.97	3	0	1860

HOME ARENA

Maple Leaf Gardens (Capacity: 14,550)

PLAYOFF RESULT

Lost Final

UNIFORMS

HOME



AWAY



GP	DATE	OPPONENT	RESULT
1	Oct 11	Chicago	1-3 L
2	Oct 12	@ Chicago	2-5 L
3	Oct 16	Montreal	3-4 L
4	Oct 18	Boston	3-2 W
5	Oct 19	@ Detroit	1-3 L
6	Oct 25	Detroit	3-0 W
7	Oct 26	@ NY Rangers	2-3 L
8	Oct 29	Montreal	0-5 L
9	Nov 1	NY Rangers	4-3 W
10	Nov 2	@ Boston	0-2 L
11	Nov 8	Boston	5-3 W
12	Nov 9	@ Detroit	2-0 W
13	Nov 12	Montreal	1-4 L
14	Nov 15	Detroit	1-4 L
15	Nov 16	@ Boston	4-4 T
16	Nov 19	@ NY Rangers	4-7 L
17	Nov 22	NY Rangers	2-2 T
18	Nov 23	@ Chicago	3-3 T
19	Nov 26	Detroit	2-5 L
20	Nov 27	@ Detroit	2-3 L
21	Nov 29	Chicago	1-2 L
22	Nov 30	@ Boston	2-1 W
23	Dec 4	@ Montreal	2-2 T
24	Dec 6	Boston	4-1 W
25	Dec 7	@ NY Rangers	2-0 W
26	Dec 10	@ Chicago	2-2 T
27	Dec 13	NY Rangers	4-4 T
28	Dec 14	@ Boston	3-6 L
29	Dec 18	@ Montreal	1-4 L
30	Dec 20	Boston	2-2 T
31	Dec 21	@ NY Rangers	1-5 L
32	Dec 25	@ Detroit	2-0 W
33	Dec 27	Chicago	2-2 T
34	Dec 28	@ Chicago	3-4 L
35	Dec 31	Montreal	2-0 W
36	Jan 3	Chicago	1-2 L
37	Jan 4	@ NY Rangers	4-2 W
38	Jan 7	Detroit	3-1 W
39	Jan 8	@ Montreal	0-3 L
40	Jan 10	Boston	4-1 W
41	Jan 11	@ Detroit	6-6 T
42	Jan 14	NY Rangers	2-3 L
43	Jan 17	Detroit	2-1 W
44	Jan 18	@ Boston	3-4 L
45	Jan 21	Montreal	3-1 W
46	Jan 24	Boston	1-3 L
47	Jan 25	@ Chicago	4-1 W
48	Jan 31	NY Rangers	2-5 L
49	Feb 1	@ Boston	4-6 L
50	Feb 5	@ Montreal	6-3 W
51	Feb 7	Detroit	4-1 W
52	Feb 8	@ Chicago	2-7 L
53	Feb 11	Montreal	2-5 L
54	Feb 14	Chicago	5-1 W
55	Feb 15	@ Detroit	2-4 L
56	Feb 21	NY Rangers	1-1 T
57	Feb 22	@ Chicago	1-5 L
58	Feb 25	Montreal	3-2 W
59	Feb 28	Detroit	2-4 L
60	Mar 1	@ NY Rangers	1-1 T
61	Mar 4	Chicago	5-2 W
62	Mar 5	@ Montreal	1-2 L
63	Mar 7	Boston	4-1 W
64	Mar 8	@ Boston	3-4 L
65	Mar 11	Montreal	2-6 L
66	Mar 14	NY Rangers	5-0 W
67	Mar 15	@ NY Rangers	6-5 W
68	Mar 19	@ Montreal	6-3 W
69	Mar 21	Chicago	5-1 W
70	Mar 22	@ Detroit	6-4 W



1959-60

(35-26-9 / 79 Points / 2nd in NHL)
GENERAL MANAGER: Punch Imlach
HEAD COACH: Punch Imlach
CAPTAIN: George Armstrong

PLAYER	POS	GP	G	A	PTS	PIM
Bob Pulford	L	70	24	28	52	81
George Armstrong	R	70	23	28	51	60
Dick Duff	L	67	19	22	41	51
Frank Mahovlich	L	70	18	21	39	61
Billy Harris	C	70	13	25	38	29
Bert Olmstead	L	53	15	21	36	63
Ron Stewart	R	67	14	20	34	28
Allan Stanley	D	64	10	23	33	22
Tim Horton	D	70	3	29	32	69
Johnny Wilson	L	70	15	16	31	8
Gerry Ehman	R	69	12	16	28	26
Carl Brewer	D	67	4	19	23	150
Larry Regan	R	47	4	16	20	6
Bob Baun	D	61	8	9	17	59
Gerry James	R	34	4	9	13	56
Red Kelly	D/C	18	6	5	11	8
Garry Edmundson	L	39	4	6	10	47
Ted Hampson	C	41	2	8	10	17
Dave Creighton	C	14	1	5	6	4
Joe Crozier	D	5	0	3	3	2
Marc Reaume	D	36	0	1	1	6
Johnny Bower	G	66	0	0	0	4
Ed Chadwick	G	4	0	0	0	0
Kenny Girard	R	1	0	0	0	0
Pat Hannigan	L	1	0	0	0	0
Al MacNeil	D	4	0	0	0	2
Rudy Migay	C	1	0	0	0	0

PLAYER	POS	GP	W	L	T/O	GA	GAA	SO	PIM	MIN
Johnny Bower	G	66	34	24	8	177	2.68	5	4	3960
Ed Chadwick	G	4	1	2	1	15	3.75	0	0	240

HOME ARENA

Maple Leaf Gardens (Capacity: 14,550)

PLAYOFF RESULT

Lost Final

UNIFORMS

HOME

AWAY



GP	DATE	OPPONENT	RESULT
1	Oct 10	Chicago	6-3 W
2	Oct 11	@ Chicago	3-1 W
3	Oct 15	@ Montreal	2-4 L
4	Oct 17	@ Boston	3-0 W
5	Oct 18	@ Detroit	0-3 L
6	Oct 21	@ NY Rangers	3-2 W
7	Oct 24	NY Rangers	1-1 T
8	Oct 28	Montreal	1-1 T
9	Oct 31	Boston	4-3 W
10	Nov 1	@ Boston	3-6 L
11	Nov 4	NY Rangers	4-1 W
12	Nov 7	Detroit	2-2 T
13	Nov 10	@ Chicago	3-1 W
14	Nov 12	@ Montreal	0-3 L
15	Nov 14	Chicago	3-3 T
16	Nov 15	@ NY Rangers	2-2 T
17	Nov 18	Detroit	3-2 W
18	Nov 21	Montreal	1-4 L
19	Nov 22	@ Boston	2-1 W
20	Nov 26	@ Chicago	4-3 W
21	Nov 28	Boston	2-2 T
22	Nov 29	@ Detroit	4-1 W
23	Dec 2	Montreal	1-0 W
24	Dec 5	NY Rangers	6-3 W
25	Dec 6	@ NY Rangers	0-6 L
26	Dec 10	@ Boston	3-6 L
27	Dec 12	Chicago	2-4 L
28	Dec 13	@ Detroit	2-4 L
29	Dec 17	@ Montreal	2-8 L
30	Dec 19	Detroit	4-2 W
31	Dec 20	@ Chicago	4-7 L
32	Dec 26	NY Rangers	4-0 W
33	Dec 27	@ NY Rangers	6-3 W
34	Dec 30	Montreal	2-3 L
35	Dec 31	@ Detroit	4-2 W
36	Jan 2	Chicago	2-4 L
37	Jan 3	@ Chicago	4-0 W
38	Jan 6	Detroit	3-1 W
39	Jan 9	Boston	2-3 L
40	Jan 10	@ Boston	0-4 L
41	Jan 14	@ Montreal	1-3 L
42	Jan 16	NY Rangers	3-1 W
43	Jan 17	@ Detroit	3-4 L
44	Jan 23	Boston	3-3 T
45	Jan 24	@ Boston	2-6 L
46	Jan 27	Chicago	2-1 W
47	Jan 30	NY Rangers	3-2 W
48	Jan 31	@ Chicago	3-3 T
49	Feb 3	@ NY Rangers	4-2 W
50	Feb 4	@ Montreal	2-4 L
51	Feb 6	Detroit	6-4 W
52	Feb 7	@ Boston	0-3 L
53	Feb 10	Montreal	2-4 L
54	Feb 13	Detroit	7-1 W
55	Feb 14	@ Detroit	3-1 W
56	Feb 17	Boston	3-1 W
57	Feb 20	Chicago	3-1 W
58	Feb 21	@ Chicago	5-7 L
59	Feb 24	Montreal	3-1 W
60	Feb 27	Detroit	3-4 L
61	Feb 28	@ NY Rangers	5-3 W
62	Mar 3	@ Montreal	1-5 L
63	Mar 5	Boston	5-2 W
64	Mar 6	@ Boston	3-1 W
65	Mar 9	Montreal	4-9 L
66	Mar 12	NY Rangers	1-4 L
67	Mar 13	@ NY Rangers	2-2 T
68	Mar 17	@ Montreal	6-2 W
69	Mar 19	Chicago	1-0 W
70	Mar 20	@ Detroit	3-2 W



1960-61

(39-19-12 / 90 Points / 2nd in NHL)

GENERAL MANAGER: Punch Imlach

HEAD COACH: Punch Imlach

CAPTAIN: George Armstrong

PLAYER	POS	GP	G	A	PTS	PIM
Frank Mahovlich	L	70	48	36	84	131
Red Kelly	D/C	64	20	50	70	12
Bob Nevin	R	68	21	37	58	13
Bert Olmstead	L	67	18	34	52	84
Dave Keon	C	70	20	25	45	6
Billy Harris	C	66	12	27	39	30
Allan Stanley	D	68	9	25	34	42
Dick Duff	L	67	16	17	33	54
George Armstrong	R	47	14	19	33	21
Bob Pulford	L	40	11	18	29	41
Eddie Shack	L	55	14	14	28	90
Ron Stewart	R	51	13	12	25	8
Tim Horton	D	57	6	15	21	75
Bob Baun	D	70	1	14	15	70
Carl Brewer	D	51	1	14	15	92
Larry Hillman	D	62	3	10	13	59
John MacMillan	R	31	3	5	8	8
Larry Regan	R	37	3	5	8	2
Gerry Ehman	R	14	1	1	2	2
Johnny Wilson	L	3	0	1	1	0
Johnny Bower	G	58	0	0	0	0
Garry Edmundson	L	3	0	0	0	0
Gary Jarrett	L	1	0	0	0	0
Cesare Maniago	G	7	0	0	0	2
Jack Martin	C	1	0	0	0	0
Gerry McNamara	G	5	0	0	0	2

PLAYER	POS	GP	W	L	T/O	GA	SA	GAA	SO	PIM	MIN
Johnny Bower	G	36	58	33	15	10	145	2.50	2	0	3480
Cesare Maniago	G	22	7	4	2	1	17	2.43	0	2	420
Gerry McNamara	G	26	5	2	2	1	12	2.40	0	2	300

HOME ARENA

Maple Leaf Gardens (Capacity: 15,037)

PLAYOFF RESULT

Lost Semi-Final

UNIFORMS

HOME



AWAY



GP	DATE	OPPONENT	RESULT
1	Oct 6	@ Montreal	0-5 L
2	Oct 8	NY Rangers	2-5 L
3	Oct 9	@ Detroit	3-3 T
4	Oct 12	@ Chicago	0-3 L
5	Oct 15	Boston	1-1 T
6	Oct 16	@ NY Rangers	7-2 W
7	Oct 19	Montreal	3-1 W
8	Oct 22	Detroit	1-2 L
9	Oct 23	@ Detroit	3-1 W
10	Oct 29	Chicago	8-4 W
11	Oct 30	@ NY Rangers	3-1 W
12	Nov 2	Boston	2-2 T
13	Nov 3	@ Montreal	1-3 L
14	Nov 5	NY Rangers	7-3 W
15	Nov 9	@ Chicago	0-2 L
16	Nov 12	Chicago	7-1 W
17	Nov 13	@ Boston	4-2 W
18	Nov 16	Detroit	3-3 T
19	Nov 19	Montreal	6-3 W
20	Nov 20	@ Boston	3-2 W
21	Nov 24	@ Chicago	1-2 L
22	Nov 26	Detroit	3-3 T
23	Nov 27	@ Detroit	0-2 L
24	Dec 1	@ Montreal	3-6 L
25	Dec 3	NY Rangers	5-2 W
26	Dec 4	@ Boston	5-2 W
27	Dec 7	Montreal	2-6 L
28	Dec 10	Chicago	5-2 W
29	Dec 11	@ Chicago	6-1 W
30	Dec 15	@ Montreal	4-2 W
31	Dec 17	Boston	3-3 T
32	Dec 18	@ NY Rangers	3-2 W
33	Dec 24	Detroit	4-4 T
34	Dec 25	@ Boston	4-1 W
35	Dec 28	Montreal	1-4 L
36	Dec 31	NY Rangers	2-1 W
37	Jan 1	@ NY Rangers	4-1 W
38	Jan 4	Detroit	6-4 W
39	Jan 5	@ Detroit	4-1 W
40	Jan 7	Boston	4-1 W
41	Jan 8	@ Chicago	1-5 L
42	Jan 12	@ Montreal	2-6 L
43	Jan 14	Chicago	4-1 W
44	Jan 15	@ Boston	6-4 W
45	Jan 18	NY Rangers	4-4 T
46	Jan 21	Boston	1-3 L
47	Jan 25	Montreal	5-3 W
48	Jan 26	@ Boston	4-5 L
49	Jan 28	Chicago	2-1 W
50	Jan 29	@ NY Rangers	4-1 W
51	Feb 2	@ Detroit	5-0 W
52	Feb 4	Detroit	4-2 W
53	Feb 5	@ Chicago	1-1 T
54	Feb 8	NY Rangers	5-3 W
55	Feb 11	Boston	6-3 W
56	Feb 12	@ Detroit	4-2 W
57	Feb 15	Montreal	1-3 L
58	Feb 18	Chicago	5-2 W
59	Feb 19	@ NY Rangers	2-4 L
60	Feb 23	@ Montreal	4-2 W
61	Feb 25	Detroit	3-1 W
62	Feb 26	@ Detroit	2-2 T
63	Mar 1	Montreal	3-1 W
64	Mar 4	NY Rangers	5-4 W
65	Mar 5	@ Chicago	1-3 L
66	Mar 11	Chicago	2-2 T
67	Mar 12	@ Boston	5-0 W
68	Mar 16	@ Montreal	2-5 L
69	Mar 18	Boston	6-2 W
70	Mar 19	@ NY Rangers	2-2 T



1961-62



(37-22-11 / 85 Points / 2nd in NHL)

GENERAL MANAGER: Punch Imlach

HEAD COACH: Punch Imlach

CAPTAIN: George Armstrong

PLAYER	POS	GP	G	A	PTS	PIM
Frank Mahovlich	LW	70	33	38	71	87
Dave Keon	C	64	26	35	61	2
George Armstrong	RW	70	21	32	53	27
Red Kelly	D/C	58	22	27	49	6
Bob Nevin	RW	69	15	30	45	10
Bob Pulford	LW	70	18	21	39	98
Tim Horton	D	70	10	28	38	88
Dick Duff	LW	51	17	20	37	37
Bert Olmstead	LW	56	13	23	36	10
Allan Stanley	D	60	9	26	35	24
Billy Harris	C	67	15	10	25	14
Carl Brewer	D	67	1	22	23	89
Eddie Shack	LW	44	7	14	21	62
Ed Litzenberger	C/RW	37	10	10	20	14
Ron Stewart	RW	60	8	9	17	14
Bob Baun	D	65	4	11	15	94
Al Arbour	D	52	1	5	6	68
Les Kozak	LW	12	1	0	1	2
John MacMillan	RW	31	1	0	1	8
Johnny Bower	G	59	0	1	1	4
Arnie Brown	D	2	0	0	0	0
Gerry Cheevers	G	2	0	0	0	0
Brian Conacher	LW	1	0	0	0	0
Alex Faulkner	C	1	0	0	0	0
Larry Hillman	D	5	0	0	0	4
Larry Keenan	LW	2	0	0	0	0
Don Simmons	G	9	0	0	0	0

PLAYER	POS	GP	W	L	T/O	GA	GAA	SO	PIM	MIN
Johnny Bower	G	59	31	18	10	151	2.56	2	4	3540
Don Simmons	G	9	5	3	1	21	2.33	1	0	540
Gerry Cheevers	G	2	1	1	0	6	3.00	0	0	120

HOME ARENA

Maple Leaf Gardens (Capacity: 15,037)

PLAYOFF RESULT

Won Stanley Cup (See page 412 for more information)

UNIFORMS

HOME



AWAY



Bob Baun, Allan Stanley & Dick Duff with the Stanley Cup on April 22, 1962.

GP	DATE	OPPONENT	RESULT
1	Oct 12	@ Detroit	4-2 W
2	Oct 14	Boston	3-2 W
3	Oct 15	@ NY Rangers	1-2 L
4	Oct 21	Chicago	1-1 T
5	Oct 22	@ Boston	9-1 W
6	Oct 28	NY Rangers	5-1 W
7	Oct 29	@ NY Rangers	2-4 L
8	Nov 1	Montreal	3-2 W
9	Nov 4	Chicago	2-1 W
10	Nov 5	@ Detroit	3-2 W
11	Nov 7	@ Chicago	0-6 L
12	Nov 9	@ Montreal	2-5 L
13	Nov 11	Detroit	5-1 W
14	Nov 12	@ Boston	3-4 L
15	Nov 15	Montreal	3-2 W
16	Nov 18	Detroit	6-1 W
17	Nov 19	@ NY Rangers	3-5 L
18	Nov 23	@ Chicago	5-2 W
19	Nov 25	NY Rangers	6-0 W
20	Nov 26	@ Boston	4-1 W
21	Nov 29	Montreal	2-2 T
22	Nov 30	@ Montreal	1-1 T
23	Dec 2	Chicago	6-4 W
24	Dec 3	@ Detroit	1-3 L
25	Dec 7	@ Montreal	1-4 L
26	Dec 9	Boston	9-2 W
27	Dec 10	@ NY Rangers	3-2 W
28	Dec 16	NY Rangers	4-2 W
29	Dec 17	@ Boston	4-1 W
30	Dec 23	Boston	4-7 L
31	Dec 25	@ Chicago	3-3 T
32	Dec 27	Chicago	0-0 T
33	Dec 30	Detroit	6-4 W
34	Dec 31	@ Detroit	2-4 L
35	Jan 3	Montreal	3-1 W
36	Jan 6	Chicago	6-3 W
37	Jan 7	@ NY Rangers	4-3 W
38	Jan 10	Boston	7-5 W
39	Jan 11	@ Montreal	2-4 L
40	Jan 13	Detroit	4-3 W
41	Jan 14	@ Chicago	2-2 T
42	Jan 17	NY Rangers	4-2 W
43	Jan 20	Boston	4-5 L
44	Jan 21	@ Boston	5-1 W
45	Jan 24	@ Chicago	1-2 L
46	Jan 27	Detroit	4-2 W
47	Jan 28	@ Detroit	2-2 T
48	Feb 1	@ Montreal	2-5 L
49	Feb 3	NY Rangers	4-1 W
50	Feb 4	@ Chicago	1-2 L
51	Feb 7	Boston	2-2 T
52	Feb 10	Montreal	2-4 L
53	Feb 11	@ Detroit	0-5 L
54	Feb 17	NY Rangers	5-3 W
55	Feb 18	@ NY Rangers	2-6 L
56	Feb 21	Montreal	2-4 L
57	Feb 24	Boston	7-2 W
58	Feb 25	@ Detroit	8-2 W
59	Feb 28	Chicago	4-2 W
60	Mar 3	NY Rangers	3-1 W
61	Mar 4	@ Boston	5-1 W
62	Mar 8	@ Montreal	1-1 T
63	Mar 10	Detroit	2-0 W
64	Mar 11	@ Chicago	3-2 W
65	Mar 14	Montreal	5-2 W
66	Mar 17	Chicago	1-3 L
67	Mar 18	@ NY Rangers	2-2 T
68	Mar 22	@ Montreal	1-4 L
69	Mar 24	Detroit	2-2 T
70	Mar 25	@ Boston	4-5 L



1962-63



(35-23-12 / 82 Points / 1st in NHL)
GENERAL MANAGER: Punch Imlach
HEAD COACH: Punch Imlach
CAPTAIN: George Armstrong

PLAYER	POS	GP	G	A	PTS	PIM
Frank Mahovlich	L	67	36	37	73	56
Red Kelly	D/C	66	20	40	60	8
Dave Keon	C	68	28	28	56	2
Bob Pulford	L	70	19	25	44	49
George Armstrong	R	70	19	24	43	27
Dick Duff	L	69	16	19	35	56
Bob Nevin	R	58	12	21	33	4
Ron Stewart	R	63	16	16	32	26
Billy Harris	C	65	8	24	32	22
Eddie Shack	L	63	16	9	25	97
Tim Horton	D	70	6	19	25	69
Carl Brewer	D	70	2	23	25	168
Kent Douglas	D	70	7	15	22	105
Allan Stanley	D	61	4	15	19	22
Ed Litzenberger	C/R	58	5	13	18	10
Bob Baun	D	48	4	8	12	65
Bronco Horvath	C	10	0	4	4	12
Norm Armstrong	R/D	7	1	1	2	2
John MacMillan	R	6	1	1	2	6
Al Arbour	D	4	1	0	1	4
Jim Mikol	L/D	4	0	1	1	2
Rod Seiling	D	1	0	1	1	0
Johnny Bower	G	42	0	0	0	2
Andre Champagne	L	2	0	0	0	0
Bruce Draper	C	1	0	0	0	0
Larry Hillman	D	5	0	0	0	2
Don Simmons	G	28	0	0	0	0

PLAYER	POS	GP	W	L	T/O	GA	GAA	SO	PIM	MIN
Johnny Bower	G	42	20	15	7	109	2.60	1	2	2520
Don Simmons	G	28	15	8	5	69	2.46	1	0	1680

HOME ARENA

Maple Leaf Gardens (Capacity: 14,650)

PLAYOFF RESULT

Won Stanley Cup (See page 412 for more information)

UNIFORMS

HOME



AWAY



Frank Mahovlich

GP	DATE	OPPONENT	RESULT
1	Oct 10	@ Chicago	3-1W
2	Oct 13	Boston	2-2T
3	Oct 14	@ NY Rangers	3-5L
4	Oct 18	@ Montreal	2-4L
5	Oct 20	Chicago	3-1W
6	Oct 21	@ Boston	6-4W
7	Oct 27	NY Rangers	1-5L
8	Oct 28	@ Detroit	0-2L
9	Oct 31	Montreal	3-4L
10	Nov 1	@ Montreal	3-1W
11	Nov 3	Detroit	3-7L
12	Nov 7	@ NY Rangers	5-1W
13	Nov 10	NY Rangers	5-3W
14	Nov 11	@ Chicago	5-3W
15	Nov 14	Montreal	4-2W
16	Nov 17	Detroit	3-2W
17	Nov 18	@ NY Rangers	1-3L
18	Nov 22	@ Chicago	0-1L
19	Nov 24	NY Rangers	4-1W
20	Nov 25	@ Boston	2-5L
21	Nov 29	@ Montreal	4-4T
22	Dec 1	Boston	8-2W
23	Dec 2	@ Detroit	3-1W
24	Dec 5	Montreal	2-1W
25	Dec 8	Chicago	1-1T
26	Dec 9	@ Detroit	3-4L
27	Dec 15	Boston	8-2W
28	Dec 16	@ Chicago	6-2W
29	Dec 20	@ Montreal	4-4T
30	Dec 22	NY Rangers	4-2W
31	Dec 23	@ Boston	5-4W
32	Dec 25	@ Detroit	1-2L
33	Dec 26	Detroit	5-4W
34	Dec 29	Chicago	1-1T
35	Jan 1	@ Boston	0-3L
36	Jan 2	@ NY Rangers	2-3L
37	Jan 5	Boston	4-2W
38	Jan 6	@ Chicago	5-1W
39	Jan 9	Chicago	1-3L
40	Jan 12	Detroit	2-1W
41	Jan 13	@ Boston	2-2T
42	Jan 17	@ Montreal	4-6L
43	Jan 19	Chicago	1-4L
44	Jan 20	@ Detroit	2-2T
45	Jan 23	Montreal	5-1W
46	Jan 24	@ Boston	6-3W
47	Jan 26	Boston	2-5L
48	Jan 27	@ NY Rangers	4-2W
49	Jan 31	@ Montreal	6-3W
50	Feb 2	NY Rangers	2-2T
51	Feb 3	@ Chicago	1-3L
52	Feb 9	Montreal	3-3T
53	Feb 10	@ Detroit	1-2L
54	Feb 13	Detroit	6-2W
55	Feb 16	NY Rangers	4-2W
56	Feb 17	@ NY Rangers	1-4L
57	Feb 20	Montreal	2-1W
58	Feb 23	Boston	2-4L
59	Feb 27	Chicago	6-3W
60	Mar 2	NY Rangers	4-3W
61	Mar 3	@ Boston	6-3W
62	Mar 6	Boston	4-0W
63	Mar 9	Detroit	5-3W
64	Mar 10	@ Chicago	1-1T
65	Mar 14	@ Montreal	3-3T
66	Mar 16	Chicago	3-0W
67	Mar 17	@ NY Rangers	2-1W
68	Mar 20	Montreal	3-3T
69	Mar 23	Detroit	1-2L
70	Mar 24	@ Detroit	2-3L



1963-64



(33-25-12 / 78 Points / 3rd in NHL)
GENERAL MANAGER: Punch Imlach
HEAD COACH: Punch Imlach
CAPTAIN: George Armstrong

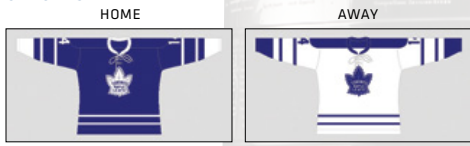
PLAYER	POS	GP	G	A	PTS	PIM	PP	SH	GW
Dave Keon	C	70	23	37	60	6	7	0	2
Frank Mahovlich	L	70	26	29	55	66	6	0	4
Bob Pulford	L	70	18	30	48	73	1	4	1
Red Kelly	D/C	70	11	34	45	16	1	0	2
George Armstrong	R	66	20	17	37	14	7	0	3
Tim Horton	D	70	9	20	29	71	2	0	7
Allan Stanley	D	70	6	21	27	60	1	0	1
Eddie Shack	L	64	11	10	21	128	0	0	5
Ron Stewart	R	65	14	5	19	46	0	2	1
Jim Pappin	R	50	11	8	19	33	0	0	0
Bob Nevin	R	49	7	12	19	26	1	1	1
Billy Harris	C	63	6	12	18	17	1	0	2
Bob Baun	D	52	4	14	18	113	0	0	2
Andy Bathgate	R	15	3	15	18	8	0	0	0
Dick Duff	L	52	7	10	17	59	2	0	0
Don McKenney	C	15	9	6	15	2	3	0	1
Carl Brewer	D	57	4	9	13	114	0	0	0
Larry Hillman	D	33	0	4	4	31	0	0	0
Ed Litzenberger	C/R	19	2	0	2	0	0	0	0
Gerry Ehman	R	4	1	1	2	0	1	0	1
Al Arbour	D	6	0	1	1	0	0	0	0
Kent Douglas	D	43	0	1	1	29	0	0	0
Johnny Bower	G	51	0	0	0	4	0	0	0
Arnie Brown	D	4	0	0	0	6	0	0	0
Ron Ellis	R	1	0	0	0	0	0	0	0
John MacMillan	R	13	0	0	0	4	0	0	0
Don Simmons	G	21	0	0	0	0	0	0	0
Pete Stelmkowski	C	1	0	0	0	2	0	0	0

PLAYER	POS	GP	W	L	T/O	GA	GAA	SO	PIM	MIN
Johnny Bower	G	51	24	16	11	106	2.11	5	4	3009
Don Simmons	G	21	9	9	1	63	3.17	3	0	1191

HOME ARENA
 Maple Leaf Gardens (Capacity: 14,650)

PLAYOFF RESULT
 Won Stanley Cup (See page 413 for more information)

UNIFORMS



GP	DATE	OPPONENT	RESULT
1	Oct 12	Boston	5-1 W
2	Oct 13	@ Chicago	2-4 L
3	Oct 16	@ Montreal	4-2 W
4	Oct 19	Detroit	2-1 W
5	Oct 20	@ Detroit	2-3 L
6	Oct 26	NY Rangers	6-4 W
7	Oct 27	@ Boston	0-2 L
8	Oct 30	Montreal	6-3 W
9	Nov 2	Chicago	0-2 L
10	Nov 7	@ Boston	4-3 W
11	Nov 9	Chicago	3-3 T
12	Nov 13	@ Montreal	2-2 T
13	Nov 14	@ NY Rangers	5-4 W
14	Nov 16	NY Rangers	5-4 W
15	Nov 17	@ Chicago	0-6 L
16	Nov 20	Montreal	1-3 L
17	Nov 23	@ Boston	4-1 W
18	Nov 24	@ NY Rangers	3-3 T
19	Nov 28	@ Chicago	0-2 L
20	Nov 30	Detroit	1-1 T
21	Dec 1	@ Detroit	4-1 W
22	Dec 4	Montreal	3-0 W
23	Dec 7	Chicago	3-0 W
24	Dec 8	@ Detroit	5-3 W
25	Dec 11	Detroit	1-3 L
26	Dec 14	NY Rangers	5-3 W
27	Dec 15	@ Boston	4-4 T
28	Dec 18	@ Montreal	3-7 L
29	Dec 21	Detroit	2-0 W
30	Dec 22	@ NY Rangers	1-1 T
31	Dec 25	@ Boston	5-1 W
32	Dec 28	Detroit	2-0 W
33	Dec 29	@ Chicago	0-2 L
34	Dec 31	@ Detroit	5-4 W
35	Jan 4	Chicago	3-0 W
36	Jan 5	@ NY Rangers	2-3 L
37	Jan 8	Montreal	6-1 W
38	Jan 11	Boston	3-1 W
39	Jan 12	@ Boston	3-6 L
40	Jan 15	NY Rangers	4-5 L
41	Jan 18	Boston	0-11 L
42	Jan 19	@ Chicago	2-0 W
43	Jan 22	Montreal	0-3 L
44	Jan 25	NY Rangers	1-1 T
45	Jan 26	@ Boston	0-2 L
46	Jan 29	@ Montreal	1-2 L
47	Feb 1	Boston	5-1 W
48	Feb 2	@ Detroit	2-2 T
49	Feb 5	Montreal	0-2 L
50	Feb 8	Chicago	3-3 T
51	Feb 9	@ Chicago	1-2 L
52	Feb 12	@ Montreal	0-4 L
53	Feb 15	Chicago	4-0 W
54	Feb 16	@ NY Rangers	2-4 L
55	Feb 19	Detroit	1-1 T
56	Feb 22	NY Rangers	5-2 W
57	Feb 23	@ NY Rangers	4-3 W
58	Feb 26	@ Montreal	0-1 L
59	Feb 29	Chicago	4-1 W
60	Mar 1	@ Boston	3-5 L
61	Mar 3	@ Detroit	2-3 L
62	Mar 4	Boston	4-4 T
63	Mar 7	Detroit	4-2 W
64	Mar 8	@ Chicago	3-4 L
65	Mar 11	Montreal	1-0 W
66	Mar 14	NY Rangers	7-3 W
67	Mar 15	@ NY Rangers	3-1 W
68	Mar 18	@ Montreal	2-2 T
69	Mar 21	Detroit	5-3 W
70	Mar 22	@ Detroit	4-1 W

Did you Know...



On November 8, 1963, Maple Leafs Gardens became the first arena in the NHL to install separate penalty boxes.

In Photo: Frank Mahovlich (left) and Doug Mahns (right) share space in the penalty box at Maple Leafs Gardens prior to the installation of separate boxes.



1964-65

(30-26-14 / 74 Points / 4th in NHL)

GENERAL MANAGER: Punch Imlach

HEAD COACH: Punch Imlach

CAPTAIN: George Armstrong

PLAYER	POS	GP	G	A	PTS	PIM	PP	SH	GW
Frank Mahovlich	L	59	23	28	51	76	7	0	4
Dave Keon	C	65	21	29	50	10	6	1	2
Red Kelly	D/C	70	18	28	46	8	6	1	1
Andy Bathgate	R	55	16	29	45	34	6	0	1
Ron Ellis	R	62	23	16	39	14	7	1	3
Bob Pulford	L	65	19	20	39	46	2	4	4
George Armstrong	R	59	15	22	37	14	3	0	3
Tim Horton	D	70	12	16	28	95	2	1	2
Kent Douglas	D	67	5	23	28	129	5	0	0
Ron Stewart	R	65	16	11	27	33	2	0	5
Carl Brewer	D	70	4	23	27	177	0	1	0
Pete Stemkowski	C	36	5	15	20	33	3	0	1
Don McKenney	C	52	6	13	19	6	0	0	1
Jim Pappin	R	44	9	9	18	33	0	0	2
Bob Baun	D	70	0	18	18	160	0	0	0
Allan Stanley	D	64	2	15	17	30	0	0	0
Eddie Shack	L	67	5	9	14	68	2	0	0
Billy Harris	C	48	1	6	7	0	0	0	0
Dickie Moore	L	38	2	4	6	68	0	0	0
Brit Selby	L	3	2	0	2	2	0	0	1
Terry Sawchuk	G	36	0	2	2	24	0	0	0
Johnny Bower	G	34	0	0	0	6	0	0	0
Larry Hillman	D	2	0	0	0	2	0	0	0
Duane Rupp	D	2	0	0	0	0	0	0	0

PLAYER	POS	GP	W	L	T/O	GA	GAA	SO	PIM	MIN
Terry Sawchuk	G	36	17	13	6	92	2.56	1	24	2160
Johnny Bower	G	34	13	13	8	81	2.38	3	6	2040

HOME ARENA

Maple Leaf Gardens (Capacity: 14,955)

PLAYOFF RESULT

Lost Semi-Final

UNIFORMS

HOME



AWAY



1964-65 Toronto Maple Leafs

GP	DATE	OPPONENT	RESULT
1	Oct 15	@ Detroit	5-3 W
2	Oct 17	Boston	7-2 W
3	Oct 18	@ NY Rangers	3-3 T
4	Oct 22	@ Boston	2-2 T
5	Oct 24	NY Rangers	1-1 T
6	Oct 27	@ Chicago	3-2 W
7	Oct 28	Montreal	2-5 L
8	Oct 31	Chicago	5-1 W
9	Nov 1	@ Detroit	2-4 L
10	Nov 5	@ Montreal	2-2 T
11	Nov 7	NY Rangers	0-1 L
12	Nov 11	Detroit	3-1 W
13	Nov 14	Boston	1-3 L
14	Nov 15	@ Chicago	2-4 L
15	Nov 18	Montreal	3-1 W
16	Nov 21	Chicago	1-0 W
17	Nov 22	@ Boston	3-1 W
18	Nov 25	@ NY Rangers	3-6 L
19	Nov 26	@ Chicago	4-2 W
20	Nov 28	NY Rangers	1-4 L
21	Nov 29	@ Detroit	1-1 T
22	Dec 3	@ Montreal	2-4 L
23	Dec 5	Detroit	10-2 W
24	Dec 9	Montreal	2-3 L
25	Dec 12	Boston	6-3 W
26	Dec 13	@ NY Rangers	3-3 T
27	Dec 17	@ Montreal	2-2 T
28	Dec 19	NY Rangers	6-3 W
29	Dec 20	@ Detroit	1-3 L
30	Dec 25	@ Chicago	3-3 T
31	Dec 26	Chicago	3-5 L
32	Dec 30	Montreal	3-4 L
33	Jan 1	@ Boston	0-3 L
34	Jan 2	Detroit	3-1 W
35	Jan 3	@ NY Rangers	3-3 T
36	Jan 6	@ Chicago	3-1 W
37	Jan 9	Boston	2-1 W
38	Jan 10	@ NY Rangers	6-0 W
39	Jan 13	Chicago	0-0 T
40	Jan 14	@ Montreal	5-3 W
41	Jan 16	Detroit	2-4 L
42	Jan 17	@ Boston	3-1 W
43	Jan 20	Montreal	1-2 L
44	Jan 23	NY Rangers	1-1 T
45	Jan 24	@ Detroit	1-4 L
46	Jan 30	Boston	6-1 W
47	Jan 31	@ Boston	4-2 W
48	Feb 4	@ Montreal	5-2 W
49	Feb 6	Chicago	3-6 L
50	Feb 7	@ Chicago	2-1 W
51	Feb 10	Montreal	6-2 W
52	Feb 13	Detroit	2-1 W
53	Feb 14	@ Boston	2-2 T
54	Feb 20	Chicago	4-3 W
55	Feb 21	@ Detroit	2-3 L
56	Feb 24	Boston	1-3 L
57	Feb 27	NY Rangers	3-4 L
58	Feb 28	@ NY Rangers	2-6 L
59	Mar 4	@ Montreal	2-2 T
60	Mar 6	Chicago	4-1 W
61	Mar 7	@ Boston	3-3 T
62	Mar 10	Detroit	2-4 L
63	Mar 13	Boston	0-2 L
64	Mar 14	@ Chicago	3-5 L
65	Mar 18	@ Montreal	1-4 L
66	Mar 20	NY Rangers	4-1 W
67	Mar 21	@ NY Rangers	10-1 W
68	Mar 24	Montreal	3-2 W
69	Mar 27	Detroit	1-4 L
70	Mar 28	@ Detroit	4-0 W



1965-66

(34-25-11 / 79 Points / 3rd in NHL)

GENERAL MANAGER: Punch Imlach

HEAD COACH: Punch Imlach

CAPTAIN: George Armstrong

PLAYER	POS	GP	G	A	PTS	PIM	PP	SH	GW
Frank Mahovlich	L	68	32	24	56	68	10	0	6
Bob Pulford	L	70	28	28	56	51	11	2	2
Dave Keon	C	69	24	30	54	4	6	0	5
George Armstrong	R	70	16	35	51	12	3	2	3
Eddie Shack	L	63	26	17	43	88	2	0	6
Ron Ellis	R	70	19	23	42	24	3	0	1
Red Kelly	D/C	63	8	24	32	12	0	0	2
Tim Horton	D	70	6	22	28	76	3	0	2
Larry Hillman	D	48	3	25	28	34	3	0	0
Brit Selby	L	61	14	13	27	26	1	0	2
Wally Boyer	C	46	4	17	21	23	1	1	0
Kent Douglas	D	64	6	14	20	97	5	0	0
Allan Stanley	D	59	4	14	18	35	1	0	0
Pete Stelmowski	C	56	4	12	16	55	0	0	1
Orland Kurtenbach	C	70	9	6	15	54	2	1	3
Marcel Pronovost	D	54	2	8	10	34	0	0	0
Bob Baun	D	44	0	6	6	68	0	0	0
Mike Walton	C	6	1	3	4	0	0	0	0
Jim Pappin	R	7	0	3	3	8	0	0	0
Larry Jeffrey	L	20	1	1	2	22	0	0	1
Eddie Joyal	C	14	0	2	2	2	0	0	0
Dick Gamble	L	2	1	0	1	0	1	0	0
Al Arbour	D	4	0	1	1	2	0	0	0
Johnny Bower	G	35	0	1	1	0	0	0	0
Wayne Carleton	L	2	0	1	1	0	0	0	0
Duane Rupp	D	2	0	1	1	0	0	0	0
Terry Sawchuk	G	27	0	1	1	12	0	0	0
Brian Conacher	L	2	0	0	0	2	0	0	0
Bruce Gamble	G	10	0	0	0	0	0	0	0
Brent Imlach	L/R	2	0	0	0	0	0	0	0
Jim McKenny	D	2	0	0	0	2	0	0	0
Darryl Sly	D	2	0	0	0	0	0	0	0
Al Smith	G	2	0	0	0	0	0	0	0
Gary Smith	G	3	0	0	0	0	0	0	0

PLAYER	POS	GP	W	L	T/O	GA	GAA	SO	PIM	MIN
Johnny Bower	G	35	18	10	5	75	2.25	3	0	1998
Terry Sawchuk	G	27	10	11	3	80	3.16	1	12	1521
Bruce Gamble	G	10	5	2	3	21	2.51	4	0	501
Gary Smith	G	3	0	2	0	7	3.56	0	0	118
Al Smith	G	2	1	0	0	2	1.94	0	0	62

HOME ARENA

Maple Leaf Gardens (Capacity: 14,988)

PLAYOFF RESULT

Lost Semi-Final

UNIFORMS

HOME



AWAY



GP	DATE	OPPONENT	RESULT
1	Oct 23	Chicago	0-4 L
2	Oct 24	@ Detroit	0-3 L
3	Oct 27	@ Boston	2-1 W
4	Oct 30	Detroit	4-3 W
5	Nov 3	@ NY Rangers	2-2 T
6	Nov 4	@ Montreal	1-5 L
7	Nov 6	NY Rangers	2-4 L
8	Nov 7	@ Chicago	0-9 L
9	Nov 10	Montreal	3-3 T
10	Nov 13	NY Rangers	5-2 W
11	Nov 14	@ Boston	0-2 L
12	Nov 18	@ Montreal	3-1 W
13	Nov 20	Chicago	3-1 W
14	Nov 21	@ Chicago	7-3 W
15	Nov 24	Montreal	1-2 L
16	Nov 27	Boston	1-2 L
17	Nov 28	@ NY Rangers	4-2 W
18	Dec 1	@ NY Rangers	2-2 T
19	Dec 4	Detroit	3-5 L
20	Dec 5	@ Detroit	1-5 L
21	Dec 11	Boston	8-3 W
22	Dec 12	@ NY Rangers	1-1 T
23	Dec 15	Detroit	5-3 W
24	Dec 16	@ Montreal	3-3 W
25	Dec 18	NY Rangers	8-4 W
26	Dec 19	@ Boston	3-1 W
27	Dec 25	Chicago	5-3 W
28	Dec 26	@ Chicago	1-1 T
29	Dec 29	Montreal	3-2 W
30	Jan 1	Boston	6-3 W
31	Jan 2	@ Detroit	0-4 L
32	Jan 8	Detroit	1-3 L
33	Jan 9	@ Chicago	3-5 L
34	Jan 13	@ Montreal	6-0 W
35	Jan 15	Boston	6-1 W
36	Jan 16	@ Detroit	0-4 L
37	Jan 19	NY Rangers	6-2 W
38	Jan 22	Chicago	4-0 W
39	Jan 23	@ Boston	1-2 L
40	Jan 29	Boston	6-3 W
41	Jan 30	@ NY Rangers	4-8 L
42	Feb 3	@ Montreal	4-5 L
43	Feb 5	Chicago	5-2 W
44	Feb 6	@ Chicago	2-3 L
45	Feb 9	NY Rangers	3-0 W
46	Feb 12	Detroit	3-3 T
47	Feb 13	@ Boston	4-4 T
48	Feb 16	Montreal	3-1 W
49	Feb 19	NY Rangers	1-3 L
50	Feb 20	@ Detroit	1-4 L
51	Feb 23	@ Chicago	3-2 W
52	Feb 26	Boston	3-3 W
53	Feb 27	@ NY Rangers	2-2 T
54	Mar 2	Montreal	3-3 T
55	Mar 3	@ Montreal	4-0 W
56	Mar 5	Chicago	5-0 W
57	Mar 6	@ Boston	5-3 W
58	Mar 9	Detroit	1-0 W
59	Mar 12	Boston	6-0 W
60	Mar 13	@ Chicago	1-5 L
61	Mar 16	Montreal	2-7 L
62	Mar 19	Chicago	4-2 W
63	Mar 20	@ Detroit	1-6 L
64	Mar 24	@ Montreal	2-0 W
65	Mar 26	Detroit	3-1 W
66	Mar 27	@ NY Rangers	5-1 W
67	Mar 30	Montreal	1-3 L
68	Mar 31	@ Boston	1-3 L
69	Apr 2	NY Rangers	3-3 T
70	Apr 3	@ Detroit	3-3 T



1966-67



(32-27-11 / 75 Points / 3rd in NHL)

GENERAL MANAGER: Punch Imlach

HEAD COACH: Punch Imlach

CAPTAIN: George Armstrong

PLAYER	POS	GP	G	A	PTS	PIM	PP	SH	GW
Dave Keon	C	66	19	33	52	2	5	1	2
Frank Mahovlich	L	63	18	28	46	44	4	0	3
Ron Ellis	R	67	22	23	45	14	4	2	7
Bob Pulford	L	67	17	28	45	28	1	1	1
Red Kelly	D/C	61	14	24	38	4	2	0	0
Pete Stelmowski	C	68	13	22	35	75	1	0	4
George Armstrong	R	70	9	24	33	26	3	0	3
Jim Pappin	R	64	21	11	32	89	6	0	7
Larry Jeffrey	L	56	11	17	28	27	1	1	1
Brian Conacher	L	66	14	13	27	47	1	0	1
Eddie Shack	L	63	11	14	25	58	0	0	2
Tim Horton	D	70	8	17	25	70	3	0	1
Larry Hillman	D	55	4	19	23	40	0	0	0
Mike Walton	C	31	7	10	17	13	4	0	0
Kent Douglas	D	39	2	12	14	48	1	0	0
Marcel Pronovost	D	58	2	12	14	28	0	0	0
Allan Stanley	D	53	1	12	13	20	0	0	0
John Brenneman	L	41	6	4	10	4	0	1	0
Bob Baun	D	54	2	8	10	83	0	0	0
Brit Selby	L	6	1	1	2	0	0	0	0
Wayne Carleton	L	5	1	0	1	14	1	0	0
Jim McKenny	D	6	1	0	1	0	0	0	0
Johnny Bower	G	27	0	0	0	0	0	0	0
Bruce Gamble	G	23	0	0	0	0	0	0	0
Dick Gamble	L	1	0	0	0	0	0	0	0
Brent Imlach	L/R	1	0	0	0	0	0	0	0
Duane Rupp	D	3	0	0	0	0	0	0	0
Terry Sawchuk	G	28	0	0	0	2	0	0	0
Al Smith	G	1	0	0	0	0	0	0	0
Gary Smith	G	2	0	0	0	0	0	0	0

PLAYER	POS	GP	W	L	T/O	GA	GAA	SO	PIM	MIN
Johnny Bower	G	27	12	9	3	63	2.64	2	0	1431
Terry Sawchuk	G	28	15	5	4	66	2.81	2	2	1409
Bruce Gamble	G	23	5	10	4	67	3.39	0	0	1185
Gary Smith	G	2	0	2	0	7	3.65	0	0	115
Al Smith	G	1	0	1	0	5	5.00	0	0	60

HOME ARENA

Maple Leaf Gardens (Capacity: 16,161)

PLAYOFF RESULT

Won Stanley Cup (See page 414 for more information)

UNIFORMS


*HOME



*AWAY



*Please note these versions of the uniform weren't worn until the 1967 Stanley Cup Playoffs. The previous season's design and logo was worn for the 1966-67 Regular Season.



George Armstrong with the Stanley Cup on May 2, 1967.

GP	DATE	OPPONENT	RESULT
1	Oct 22	NY Rangers	4-4 T
2	Oct 23	@ NY Rangers	0-1 L
3	Oct 26	Detroit	3-2 W
4	Oct 29	Boston	3-3 T
5	Nov 2	Montreal	2-2 T
6	Nov 3	@ Detroit	2-2 T
7	Nov 9	NY Rangers	3-1 W
8	Nov 6	@ NY Rangers	3-3 T
9	Nov 9	@ Montreal	3-2 W
10	Nov 10	@ Boston	0-4 L
11	Nov 12	@ Detroit	3-3 T
12	Nov 13	@ Chicago	1-6 L
13	Nov 19	Montreal	5-1 W
14	Nov 20	@ Chicago	2-2 T
15	Nov 23	Chicago	6-3 W
16	Nov 26	Boston	4-2 W
17	Nov 27	@ NY Rangers	0-5 L
18	Nov 30	Montreal	3-2 W
19	Dec 3	Detroit	5-2 W
20	Dec 4	@ Boston	8-3 W
21	Dec 7	@ Montreal	3-6 L
22	Dec 10	Chicago	5-3 W
23	Dec 11	@ Detroit	1-4 L
24	Dec 14	Boston	2-1 W
25	Dec 17	NY Rangers	1-3 L
26	Dec 18	@ Chicago	1-3 L
27	Dec 21	@ Montreal	2-6 L
28	Dec 24	Boston	3-0 W
29	Dec 25	@ Boston	4-2 W
30	Dec 31	Chicago	2-5 L
31	Jan 1	@ NY Rangers	1-1 W
32	Jan 4	NY Rangers	1-1 T
33	Jan 7	Boston	5-2 W
34	Jan 8	@ Detroit	1-3 L
35	Jan 11	@ Montreal	2-1 W
36	Jan 14	Detroit	5-2 W
37	Jan 15	@ Chicago	0-4 L
38	Jan 19	@ Detroit	2-6 L
39	Jan 21	Detroit	4-5 L
40	Jan 22	@ Boston	1-3 L
41	Jan 25	Montreal	1-3 L
42	Jan 28	Chicago	2-5 L
43	Jan 29	@ Chicago	1-5 L
44	Feb 1	@ Montreal	1-7 L
45	Feb 5	@ NY Rangers	1-4 L
46	Feb 8	Detroit	2-5 L
47	Feb 11	Chicago	4-4 T
48	Feb 12	@ Boston	2-1 W
49	Feb 15	NY Rangers	6-0 W
50	Feb 18	Boston	5-3 W
51	Feb 22	Montreal	5-2 W
52	Feb 23	@ Detroit	4-2 W
53	Feb 25	Detroit	4-0 W
54	Feb 26	@ NY Rangers	4-2 W
55	Mar 1	@ Montreal	1-1 T
56	Mar 4	Chicago	3-0 W
57	Mar 5	@ Chicago	2-5 L
58	Mar 8	Montreal	6-4 W
59	Mar 11	NY Rangers	2-2 T
60	Mar 12	@ Chicago	0-5 L
61	Mar 15	Detroit	2-4 L
62	Mar 18	Chicago	9-5 W
63	Mar 19	@ Detroit	6-5 W
64	Mar 22	Montreal	3-5 L
65	Mar 23	@ Boston	5-3 W
66	Mar 25	Boston	4-3 W
67	Mar 26	@ NY Rangers	0-4 L
68	Mar 29	@ Montreal	3-5 L
69	Apr 1	NY Rangers	5-1 W
70	Apr 2	@ Boston	5-2 W



1967-68

(33-31-10 / 76 Points / 5th in East Division)

GENERAL MANAGER: Punch Imlach

HEAD COACH: Punch Imlach

CAPTAIN: George Armstrong

PLAYER	POS	GP	G	A	PTS	+/-	PIM	PP	SH	CW	S
Mike Walton	C	73	30	29	59	1	48	11	0	5	238
Bob Pulford	L	74	20	30	50	-7	40	4	3	3	229
Ron Ellis	R	74	28	20	48	6	8	1	1	5	215
Dave Keon	C	67	11	37	48	16	4	1	0	3	196
Murray Oliver	C	74	16	21	37	8	18	2	0	2	155
Frank Mahovlich	L	50	19	17	36	1	30	2	0	4	151
George Armstrong	R	62	13	21	34	8	4	2	0	2	125
Jim Pappin	R	58	13	15	28	0	37	2	0	1	117
Tim Horton	D	69	4	23	27	20	82	1	1	0	179
Brian Conacher	L	64	11	14	25	7	31	0	1	1	88
Pete Sternkowski	C	60	7	15	22	-5	82	0	0	1	141
Larry Hillman	D	55	3	17	20	7	13	2	0	1	92
Marcel Pronovost	D	70	3	17	20	0	48	0	0	1	70
Wayne Carleton	L	65	8	11	19	5	34	0	0	1	140
Norm Ullman	C	13	5	12	17	12	2	1	0	0	39
Allan Stanley	D	64	1	13	14	6	16	0	0	0	61
Paul Henderson	R	13	5	6	11	13	8	0	0	1	38
Duane Rupp	D	71	1	8	9	16	42	0	0	0	79
Floyd Smith	R	6	6	1	7	7	0	1	0	1	19
Mike Byers	R	10	2	2	4	2	0	1	0	0	16
Mike Pelyk	D	24	0	3	3	3	55	0	0	0	18
Garry Unger	C	15	1	1	2	-5	4	0	0	0	15
Tom Martin	R	3	1	0	1	0	0	1	0	0	2
Jim McKenny	D	5	1	0	1	-2	0	1	0	1	2
Johnny Bower	G	43	0	1	1	0	14	0	0	0	0
J.P. Parise	L	1	0	1	1	0	0	0	0	0	0
Bruce Gamble	G	41	0	0	0	0	2	0	0	0	0
Duke Harris	R	4	0	0	0	-4	0	0	0	0	7
Andre Hinse	L	4	0	0	0	-2	0	0	0	0	1
Darryl Sly	D	17	0	0	0	-1	4	0	0	0	2

PLAYER	POS	GP	W	L	T/O	GA	GAA	SO	PIM	MIN
Johnny Bower	G	43	14	18	7	84	2.25	4	14	2239
Bruce Gamble	G	41	19	13	3	85	2.32	5	2	2201

HOME ARENA

Maple Leaf Gardens (Capacity: 15,620)

PLAYOFF RESULT

Out of Playoffs

UNIFORMS

HOME

AWAY



* Game played in Quebec City, QC.



GP	DATE	OPPONENT	RESULT
1	Oct 14	Chicago	5-1W
2	Oct 15	@ Chicago	5-3W
3	Oct 18	Detroit	2-3L
4	Oct 19	@ Montreal	0-1L
5	Oct 21	NY Rangers	3-5L
6	Oct 25	Los Angeles	4-2W
7	Oct 28	Oak. Seals	5-2W
8	Oct 29	@ NY Rangers	2-3L
9	Nov 1	Montreal	5-0W
10	Nov 2	@ Detroit	9-3W
11	Nov 4	NY Rangers	4-2W
12	Nov 5	@ Boston	2-2T
13	Nov 8	@ Oak. Seals	6-1W
14	Nov 9	@ Los Angeles	1-4L
15	Nov 11	@ Min. North Stars	1-2L
16	Nov 15	Boston	4-2W
17	Nov 18	Chicago	2-2T
18	Nov 19	@ Boston	2-6L
19	Nov 22	Min. North Stars	3-0W
20	Nov 25	Detroit	3-2W
21	Nov 29	Montreal	2-1W
22	Nov 30	@ Detroit	3-3T
23	Dec 2	Oak. Seals	3-0W
24	Dec 6	@ Min. North Stars	1-1T
25	Dec 9	Boston	3-3T
26	Dec 10	@ St. Louis	1-2L
27	Dec 13	Pittsburgh	1-2L
28	Dec 16	NY Rangers	4-2W
29	Dec 17	@ Chicago	0-2L
30	Dec 20	@ Montreal	0-5L
31	Dec 23	Detroit	5-3W
32	Dec 25	@ Detroit	3-1W
33	Dec 27	Montreal	2-2T
34	Dec 30	St. Louis	8-1W
35	Dec 31	@ NY Rangers	0-4L
36	Jan 3	@ Montreal	1-1T
37	Jan 6	Boston	3-3T
38	Jan 7	@ NY Rangers	2-6L
39	Jan 10	Detroit	2-1W
40	Jan 12	@ Pittsburgh	3-4L
41	Jan 13	Pittsburgh	7-0W
42	Jan 18	@ Boston	4-2W
43	Jan 20	Min. North Stars	5-1W
44	Jan 21	@ Detroit	2-0W
45	Jan 24	Philadelphia	1-2L
46	Jan 27	Chicago	1-4L
47	Jan 28	@ Chicago	3-1W
48	Jan 30	@ Montreal	0-3L
49	Feb 3	@ Pittsburgh	3-3T
50	Feb 4	@ Philadelphia	1-4L
51	Feb 7	@ Chicago	2-3L
52	Feb 11	@ Oak. Seals	3-4L
53	Feb 12	@ Los Angeles	0-2L
54	Feb 14	Montreal	2-4L
55	Feb 17	NY Rangers	2-3L
56	Feb 21	St. Louis	1-5L
57	Feb 24	Boston	1-0W
58	Feb 25	@ NY Rangers	1-3L
59	Feb 28	Chicago	0-1L
60	Feb 29	@ Boston	1-4L
61	Mar 2	Los Angeles	5-2W
62	Mar 6	Philadelphia	7-2W
63	Mar 9	Detroit	7-5W
64	Mar 10	@ Chicago	0-4L
65	Mar 13	@ St. Louis	3-3T
66	Mar 16	Boston	3-0W
67	Mar 17	@ Philadelphia	4-7L*
68	Mar 20	@ Montreal	2-3L
69	Mar 21	@ Detroit	5-2W
70	Mar 23	NY Rangers	3-1W
71	Mar 24	@ NY Rangers	2-4L
72	Mar 27	Montreal	6-0W
73	Mar 30	Chicago	3-0W
74	Mar 31	@ Boston	4-1W

Note: The Philadelphia Flyers played a "home" game at Maple Leaf Gardens against the Boston Bruins on March 7, 1968, while the Spectrum roof was being repaired. The Bruins won the game 2-1.



1968-69

(35-26-15 / 85 Points / 4th in East Division)

GENERAL MANAGER: Punch Imlach

HEAD COACH: Punch Imlach

CHAPEIN: George Armstrong

PLAYER	POS	GP	G	A	PTS	+/-	PIM	PP	SH	GW	S
Norm Ullman	C	75	35	42	77	19	41	13	0	2	247
Dave Keon	C	75	27	34	61	17	12	3	6	6	281
Paul Henderson	R	74	27	32	59	18	16	4	0	5	192
Murray Oliver	C	76	14	36	50	12	16	3	2	3	107
Ron Ellis	R	72	25	21	46	5	12	4	0	5	180
Mike Walton	C	66	22	21	43	-9	34	8	0	5	205
Tim Horton	D	74	11	29	40	14	107	3	0	1	169
Floyd Smith	R	64	15	19	34	14	22	2	0	2	120
Bob Pulford	L	72	11	23	34	-9	20	3	1	1	179
Jim Dorey	D	61	8	22	30	9	200	0	1	0	133
George Armstrong	R	53	11	16	27	-9	10	1	1	1	103
Larry Mickey	R	55	8	19	27	0	43	0	0	3	80
Pierre Pilote	D	69	3	18	21	5	46	1	0	0	48
Bill Sutherland	C	44	7	5	12	-3	14	0	0	0	53
Mike Pelyk	D	65	3	9	12	-2	146	0	0	0	67
Rick Ley	D	38	1	11	12	2	39	0	0	0	37
Pat Quinn	D	40	2	7	9	10	95	0	0	1	42
Brit Selby	L	14	2	2	4	0	19	0	0	0	18
Wayne Carleton	L	12	1	3	4	-8	6	0	0	0	24
Marcel Pronovost	D	34	1	2	3	-2	20	0	0	0	18
Forbes Kennedy	C	13	0	3	3	-1	24	0	0	0	7
Gerry Meehan	C	25	0	2	2	-1	2	0	0	0	28
Johnny Bower	G	20	0	0	0	0	0	0	0	0	0
Mike Byers	R	5	0	0	0	0	2	0	0	0	8
Terry Clancy	R	2	0	0	0	-1	0	0	0	0	3
Bruce Gamble	G	61	0	0	0	0	2	0	0	0	0
Gary Marsh	L	1	0	0	0	0	0	0	0	0	0
Jim McKenny	D	7	0	0	0	1	2	0	0	0	5
Al Smith	G	7	0	0	0	0	0	0	0	0	0

PLAYER	POS	GP	W	L	T/O	GA	GAA	SO	PIM	MIN
Bruce Gamble	G	61	28	20	11	161	2.80	3	2	3446
Johnny Bower	G	20	5	4	3	37	2.85	2	0	779
Al Smith	G	7	2	2	1	16	2.87	0	0	335

HOME ARENA

Maple Leaf Gardens (Capacity: 16,315)

PLAYOFF RESULT

Lost Quarter-Final

UNIFORMS

HOME



AWAY



GP	DATE	OPPONENT	RESULT
1	Oct 13	@ Detroit	2-1 W
2	Oct 16	Pittsburgh	2-2 T
3	Oct 19	Chicago	1-3 L
4	Oct 23	St. Louis	6-4 W
5	Oct 26	Boston	2-0 W
6	Oct 27	@ NY Rangers	5-3 W
7	Oct 30	Montreal	0-5 L
8	Nov 2	Philadelphia	2-3 L
9	Nov 6	@ Min. North Stars	1-0 W
10	Nov 9	@ Los Angeles	1-3 L
11	Nov 10	@ Oak. Seals	3-1 W
12	Nov 13	Boston	1-1 T
13	Nov 14	@ Montreal	5-3 W
14	Nov 16	Chicago	3-1 W
15	Nov 17	@ Chicago	1-1 T
16	Nov 20	Pittsburgh	5-2 W
17	Nov 23	Detroit	2-5 L
18	Nov 24	@ Boston	4-7 L
19	Nov 27	@ Pittsburgh	3-3 T
20	Nov 30	Min. North Stars	3-3 T
21	Dec 1	@ NY Rangers	1-3 L
22	Dec 4	@ Min. North Stars	4-2 W
23	Dec 7	NY Rangers	5-2 W
24	Dec 8	@ Pittsburgh	4-1 W
25	Dec 11	Montreal	4-4 T
26	Dec 12	@ Philadelphia	1-0 W
27	Dec 14	St. Louis	3-2 W
28	Dec 18	Oak. Seals	5-2 W
29	Dec 21	Detroit	8-3 W
30	Dec 22	@ Detroit	2-3 L
31	Dec 25	@ Chicago	4-3 W
32	Dec 26	@ Montreal	2-4 L
33	Dec 28	Los Angeles	1-4 L
34	Jan 1	Oak. Seals	7-3 W
35	Jan 4	NY Rangers	5-3 W
36	Jan 5	@ Philadelphia	2-2 T
37	Jan 8	Philadelphia	4-4 T
38	Jan 9	@ Boston	2-3 L
39	Jan 11	Los Angeles	4-2 W
40	Jan 15	Boston	5-5 T
41	Jan 18	Detroit	1-1 T
42	Jan 19	@ Boston	3-5 L
43	Jan 23	@ St. Louis	3-2 W
44	Jan 25	@ Pittsburgh	2-0 W
45	Jan 26	@ Detroit	2-3 L
46	Jan 29	@ Los Angeles	1-3 L
47	Jan 31	@ Oak. Seals	4-5 L
48	Feb 2	@ St. Louis	3-5 L
49	Feb 5	Min. North Stars	5-5 T
50	Feb 8	Oak. Seals	1-4 L
51	Feb 9	@ Chicago	5-3 W
52	Feb 12	Min. North Stars	7-1 W
53	Feb 15	NY Rangers	6-2 W
54	Feb 16	@ NY Rangers	2-4 L
55	Feb 19	Montreal	5-1 W
56	Feb 20	@ Montreal	1-2 L
57	Feb 22	Chicago	2-4 L
58	Feb 23	@ Min. North Stars	2-7 L
59	Feb 26	St. Louis	3-2 W
60	Feb 27	@ Philadelphia	1-1 T
61	Mar 1	Pittsburgh	3-3 T
62	Mar 2	Chicago	2-1 W
63	Mar 5	Los Angeles	6-4 W
64	Mar 6	@ Montreal	3-5 L
65	Mar 8	Philadelphia	2-2 T
66	Mar 12	@ Los Angeles	4-0 W
67	Mar 13	@ Oak. Seals	3-1 W
68	Mar 15	Boston	7-4 W
69	Mar 16	@ Boston	3-1 L
70	Mar 19	@ St. Louis	1-1 T
71	Mar 22	Detroit	3-1 W
72	Mar 23	@ Chicago	1-4 L
73	Mar 26	Montreal	6-4 W
74	Mar 27	@ Detroit	4-2 W
75	Mar 29	NY Rangers	2-4 L
76	Mar 30	@ NY Rangers	0-4 L



1969-70

(29-34-13 / 71 Points / 6th in East Division)

GENERAL MANAGER: Jim Gregory

HEAD COACH: John McLellan

CAPTAIN: Dave Keon

PLAYER	POS	GP	G	A	PTS	+/-	PIM	PP	SH	GW	S
Dave Keon	C	72	32	30	62	-15	6	9	2	4	284
Norm Ullman	C	74	18	42	60	20	37	4	1	0	207
Mike Walton	C	58	21	34	55	-11	68	7	0	6	242
Ron Ellis	R	76	35	19	54	11	14	6	1	3	227
Murray Oliver	C	76	14	33	47	-19	16	5	0	3	200
Jim McKenny	D	73	11	33	44	-2	34	3	0	0	170
Paul Henderson	R	67	20	22	42	14	18	5	0	4	213
Bob Pulford	L	74	18	19	37	-24	31	3	0	1	227
George Armstrong	R	49	13	15	28	9	12	2	0	3	93
Brit Selby	L	74	10	13	23	-5	40	1	0	3	88
Tim Horton	D	59	3	19	22	4	91	1	0	1	116
Floyd Smith	R	61	4	14	18	-3	13	0	0	0	73
Jim Harrison	C	31	7	10	17	2	36	1	0	0	43
Jim Dorey	D	46	6	11	17	9	99	0	0	0	122
Rick Ley	D	48	2	13	15	-16	102	1	0	0	52
Brian Glennie	D	52	1	14	15	-4	50	0	0	0	44
Terry Clancy	R	52	6	5	11	4	31	0	0	1	77
Pat Quinn	D	59	0	5	5	-14	88	0	0	0	47
Mike Pelyk	D	36	1	3	4	-10	37	0	0	0	47
Doug Acomb	C	2	0	1	1	1	0	0	0	0	0
Wayne Carleton	L	7	0	1	1	1	6	0	0	0	6
Marv Edwards	G	25	0	1	1	0	24	0	0	0	0
Bruce Gamble	G	52	0	1	1	0	0	0	0	0	0
Ken Murray	D	1	0	1	1	1	2	0	0	0	1
Marcel Pronovost	D	7	0	1	1	5	4	0	0	0	2
Ron Ward	C	18	0	1	1	-2	2	0	0	0	11
Johnny Bower	G	1	0	0	0	0	0	0	0	0	0
Chris Evans	D	2	0	0	0	-5	0	0	0	0	0
Danny Johnson	C	1	0	0	0	0	0	0	0	0	0
Larry McIntyre	D	1	0	0	0	3	0	0	0	0	1
Gerry McNamara	G	2	0	0	0	0	0	0	0	0	0
Randy Murray	D	3	0	0	0	0	2	0	0	0	3
Gordie Nelson	D	3	0	0	0	2	11	0	0	0	5
Brian Spencer	L	9	0	0	0	-4	12	0	0	0	8

PLAYER	POS	GP	W	L	T/O	GA	GAA	SO	PIM	MIN
Bruce Gamble	G	52	19	24	9	156	3.06	5	0	3057
Marv Edwards	G	25	10	9	4	77	3.25	1	24	1420
Johnny Bower	G	1	0	1	0	5	5.00	0	0	60
Gerry McNamara	G	2	0	0	0	2	5.22	0	0	23

HOME ARENA

Maple Leaf Gardens (Capacity: 16,315)

PLAYOFF RESULT

Out of Playoffs

UNIFORMS

HOME

AWAY



GP	DATE	OPPONENT	RESULT
1	Oct 11	@ Detroit	2-3 L
2	Oct 15	Montreal	2-2 T
3	Oct 18	Chicago	4-1 W
4	Oct 19	@ NY Rangers	0-1 L
5	Oct 22	Philadelphia	3-4 L
6	Oct 25	St. Louis	4-2 W
7	Oct 29	Boston	4-2 W
8	Nov 1	NY Rangers	2-3 L
9	Nov 2	@ Boston	4-4 T
10	Nov 4	@ Oak. Seals	5-2 W
11	Nov 5	@ Los Angeles	2-6 L
12	Nov 8	@ Montreal	3-6 L
13	Nov 9	@ Chicago	0-9 L
14	Nov 12	Pittsburgh	0-3 L
15	Nov 15	Philadelphia	4-2 W
16	Nov 19	Los Angeles	4-4 T
17	Nov 22	Detroit	4-0 W
18	Nov 23	@ Philadelphia	3-2 W
19	Nov 26	Montreal	1-3 L
20	Nov 29	Min. North Stars	5-2 W
21	Nov 30	@ Boston	1-4 L
22	Dec 3	@ Min. North Stars	5-5 T
23	Dec 6	Pittsburgh	5-0 W
24	Dec 7	@ Pittsburgh	2-3 L
25	Dec 10	@ Montreal	3-6 L
26	Dec 11	@ Philadelphia	3-6 L
27	Dec 13	Detroit	1-3 L
28	Dec 14	@ NY Rangers	3-1 W
29	Dec 20	NY Rangers	2-5 L
30	Dec 21	@ Detroit	3-0 W
31	Dec 24	Los Angeles	8-1 W
32	Dec 26	@ St. Louis	1-3 L
33	Dec 27	St. Louis	4-1 W
34	Dec 31	Oak. Seals	1-1 T
35	Jan 3	Chicago	6-2 W
36	Jan 4	@ Pittsburgh	4-4 T
37	Jan 7	Min. North Stars	3-3 T
38	Jan 10	Boston	4-3 W
39	Jan 14	NY Rangers	1-7 L
40	Jan 15	@ St. Louis	0-2 L
41	Jan 17	Pittsburgh	4-0 W
42	Jan 22	@ Los Angeles	3-2 W
43	Jan 23	@ Oak. Seals	3-6 L
44	Jan 25	@ Chicago	3-2 W
45	Jan 28	@ Pittsburgh	4-4 T
46	Jan 31	@ Min. North Stars	4-2 W
47	Feb 1	@ Boston	6-7 L
48	Feb 4	St. Louis	1-0 W
49	Feb 5	@ Detroit	1-4 L
50	Feb 7	Oak. Seals	5-1 W
51	Feb 11	@ Montreal	3-3 T
52	Feb 12	@ Philadelphia	3-3 T
53	Feb 14	Philadelphia	4-3 W
54	Feb 15	@ Chicago	4-6 L
55	Feb 18	Montreal	5-3 W
56	Feb 21	Detroit	5-7 L
57	Feb 22	@ NY Rangers	3-5 L
58	Feb 25	Oak. Seals	4-1 W
59	Feb 28	Los Angeles	3-3 T
60	Mar 1	@ Min. North Stars	0-8 L
61	Mar 3	@ Oak. Seals	4-1 W
62	Mar 5	@ Los Angeles	5-3 W
63	Mar 7	Min. North Stars	3-8 L
64	Mar 11	Detroit	1-3 L
65	Mar 14	Boston	2-1 W
66	Mar 15	Montreal	3-3 T
67	Mar 18	Chicago	4-7 L
68	Mar 21	@ St. Louis	2-0 W
69	Mar 22	@ NY Rangers	5-2 W
70	Mar 25	@ Montreal	2-5 L
71	Mar 28	Chicago	1-1 T
72	Mar 29	@ Chicago	0-4 L
73	Apr 1	NY Rangers	1-2 L
74	Apr 2	@ Detroit	2-4 L
75	Apr 4	Boston	2-4 L
76	Apr 5	@ Boston	1-3 L



1970-71

1970-71

(37-33-8 / 82 Points / 4th in East Division)

GENERAL MANAGER: Jim Gregory

HEAD COACH: John McLellan

CAPTAIN: Dave Keon

PLAYER	POS	GP	G	A	PTS	+/-	PIM	PP	SH	GW	S
Norm Ullman	C	73	34	51	85	14	24	11	1	4	226
Dave Keon	C	76	38	38	76	24	4	5	8	9	277
Paul Henderson	R	72	30	30	60	14	34	8	0	2	213
Ron Ellis	R	78	24	29	53	17	10	2	0	2	234
Billy MacMillan	R	76	22	19	41	10	42	3	1	4	156
Garry Monahan	L	78	15	22	37	11	79	4	1	4	173
Jim Harrison	C	78	13	20	33	6	108	0	1	1	147
Jim McKenny	D	68	4	26	30	11	42	2	1	1	131
Jim Dorey	D	74	7	22	29	6	198	0	1	1	171
Mike Pelyk	D	73	5	21	26	17	54	0	0	1	78
George Armstrong	R	59	7	18	25	7	6	0	0	1	93
Guy Trottier	R	61	19	5	24	-12	21	7	0	3	106
Brian Spencer	L	50	9	15	24	2	115	3	0	1	61
Rick Ley	D	76	4	16	20	11	151	0	0	0	78
Darryl Sittler	C	49	10	8	18	3	37	3	0	3	131
Bob Baun	D	58	1	17	18	17	123	0	0	0	104
Mike Walton	C	23	3	10	13	-14	21	2	0	0	68
Brad Selwood	D	28	2	10	12	-7	13	2	0	0	31
Brian Glennie	D	54	0	8	8	-1	31	0	0	0	42
Denis Dupere	L	20	1	2	3	-1	4	1	0	0	18
Bob Liddington	L	11	0	1	1	-2	2	0	0	0	2
Brit Selby	L	11	0	1	1	-3	6	0	0	0	7
Doug Brindley	L/C	3	0	0	0	0	0	0	0	0	0
Bruce Gamble	G	23	0	0	0	0	0	0	0	0	0
Brian Marchinko	C	2	0	0	0	0	0	0	0	0	0
Murray McLachlan	C	2	0	0	0	0	0	0	0	0	0
Ken Murray	D	4	0	0	0	1	0	0	0	0	1
Bernie Parent	G	18	0	0	0	0	0	0	0	0	0
Jacques Plante	G	40	0	0	0	0	2	0	0	0	0
Rene Robert	R	5	0	0	0	-2	0	0	0	0	8
Errol Thompson	L	1	0	0	0	-1	0	0	0	0	0

PLAYER	POS	GP	W	L	T/O	GA	GAA	SO	PIM	MIN
Jacques Plante	G	40	24	11	4	73	1.88	4	2	2329
Bruce Gamble	G	23	6	14	1	83	3.87	2	0	1286
Bernie Parent	G	18	7	7	3	46	2.65	0	0	1040
Murray McLachlan	G	2	0	1	0	4	9.60	0	0	25

HOME ARENA

Maple Leaf Gardens (Capacity: 16,315)

PLAYOFF RESULT

Lost Quarter-Final

UNIFORMS

HOME

AWAY



GP	DATE	OPPONENT	RESULT
1	Oct 11	@ Vancouver	3-5 L
2	Oct 14	St. Louis	7-3 W
3	Oct 17	NY Rangers	2-6 L
4	Oct 18	@ Philadelphia	2-4 L
5	Oct 21	@ NY Rangers	2-3 L
6	Oct 24	Chicago	0-1 L
7	Oct 28	Montreal	6-2 W
8	Oct 31	Min. North Stars	1-3 L
9	Nov 1	@ Detroit	5-4 W
10	Nov 4	@ Los Angeles	2-3 L
11	Nov 6	@ Cal. Golden Seals	4-8 L
12	Nov 7	@ Vancouver	2-3 L
13	Nov 11	@ Vancouver	2-4 L
14	Nov 14	Boston	3-2 W
15	Nov 15	@ NY Rangers	2-4 L
16	Nov 18	Buffalo	2-7 L
17	Nov 19	@ Montreal	1-5 L
18	Nov 21	Cal. Golden Seals	5-3 W
19	Nov 24	Pittsburgh	4-4 T
20	Nov 26	@ St. Louis	0-1 L
21	Nov 28	Detroit	9-4 W
22	Nov 29	@ Boston	2-4 L
23	Dec 2	Los Angeles	7-0 W
24	Dec 5	NY Rangers	0-1 L
25	Dec 6	@ Chicago	2-6 L
26	Dec 8	@ Pittsburgh	0-4 L
27	Dec 9	Montreal	4-0 W
28	Dec 12	Chicago	2-1 W
29	Dec 13	@ Buffalo	4-0 W
30	Dec 16	@ Pittsburgh	4-2 W
31	Dec 19	Buffalo	2-0 W
32	Dec 20	@ Buffalo	4-2 W
33	Dec 23	Vancouver	7-2 W
34	Dec 25	@ Min. North Stars	3-6 L
35	Dec 26	Philadelphia	9-1 W
36	Dec 30	Cal. Golden Seals	3-1 W
37	Jan 2	Detroit	13-0 W
38	Jan 5	@ Min. North Stars	2-0 W
39	Jan 6	Min. North Stars	4-4 T
40	Jan 9	Pittsburgh	5-2 W
41	Jan 10	@ Detroit	3-2 W
42	Jan 13	Cal. Golden Seals	1-1 T
43	Jan 14	@ Philadelphia	0-3 L
44	Jan 16	Los Angeles	8-1 W
45	Jan 17	@ Boston	1-9 L
46	Jan 20	@ Vancouver	5-1 W
47	Jan 22	@ Cal. Golden Seals	2-5 L
48	Jan 23	@ Los Angeles	2-3 L
49	Jan 27	@ Pittsburgh	1-3 L
50	Jan 30	@ Montreal	5-4 W
51	Feb 3	St. Louis	6-2 W
52	Feb 6	Philadelphia	4-2 W
53	Feb 7	@ Buffalo	4-3 W
54	Feb 9	@ St. Louis	3-3 T
55	Feb 10	@ Chicago	3-2 W
56	Feb 13	Los Angeles	8-1 W
57	Feb 14	Boston	1-5 L
58	Feb 17	Pittsburgh	4-3 W
59	Feb 20	St. Louis	3-1 W
60	Feb 21	@ Min. North Stars	4-1 W
61	Feb 25	Min. North Stars	1-1 T
62	Feb 27	Buffalo	2-0 W
63	Feb 28	@ Boston	3-4 L
64	Mar 3	Vancouver	3-1 W
65	Mar 5	@ St. Louis	1-3 L
66	Mar 6	Chicago	2-2 T
67	Mar 10	Montreal	2-1 W
68	Mar 13	Philadelphia	2-3 L
69	Mar 14	@ NY Rangers	0-1 L
70	Mar 18	@ Montreal	1-4 L
71	Mar 20	NY Rangers	3-1 W
72	Mar 21	@ Philadelphia	1-1 T
73	Mar 24	@ Cal. Golden Seals	6-0 W
74	Mar 25	@ Los Angeles	3-5 L
75	Mar 28	@ Detroit	1-2 L
76	Mar 31	Detroit	2-2 T
77	Apr 3	Boston	3-8 L
78	Apr 4	@ Chicago	3-2 W



1971-72

(33-31-14 / 80 Points / 4th in East Division)

GENERAL MANAGER: Jim Gregory

HEAD COACH: John McLellan (24-28-11), King Clancy (9-3-3)

CAPTAIN: Dave Keon

PLAYER	POS	GP	G	A	PTS	+/-	PIM	PP	SH	GW	S
Norm Ullman	C	77	23	50	73	8	26	9	0	1	204
Paul Henderson	R	73	38	19	57	14	32	12	1	5	191
Dave Keon	C	72	18	30	48	1	4	2	2	5	265
Ron Ellis	R	78	23	24	47	7	17	4	0	7	191
Jim Harrison	C	66	19	17	36	-4	104	5	0	0	149
Jim McKenny	D	76	5	31	36	1	27	2	0	0	156
Darryl Sittler	C	74	15	17	32	-4	44	1	0	4	174
Garry Monahan	L	78	14	17	31	2	47	2	1	2	186
Jim Dorey	D	50	4	19	23	10	56	1	0	2	104
Guy Trottier	R	52	9	12	21	-12	16	2	0	1	81
Brad Selwood	D	72	4	17	21	7	58	2	0	1	108
Billy MacMillan	R	61	10	7	17	-1	39	2	0	2	95
Denis Dupere	L	77	7	10	17	5	4	1	0	0	55
Rick Kehoe	R	38	8	8	16	-1	4	2	0	0	70
Don Marshall	L	50	2	14	16	2	0	1	0	0	48
Rick Ley	D	67	1	14	15	3	124	0	0	0	65
Bob Bau	D	74	2	12	14	8	101	0	0	0	158
Brian Glennie	D	61	2	8	10	11	44	0	0	1	80
Pierre Jarry	L	18	3	4	7	-3	13	0	0	1	42
Brian Spencer	L	36	1	5	6	2	65	0	0	0	31
Mike Pelyk	D	46	1	4	5	-2	44	0	0	0	58
Bernie Parent	G	47	0	1	1	0	6	0	0	0	0
Brian Marchinko	C	3	0	0	0	0	0	0	0	0	1
Gerry O'Flaherty	L	2	0	0	0	0	0	0	0	0	3
Jacques Plante	G	34	0	0	0	0	2	0	0	0	0

PLAYER	POS	GP	W	L	T/O	GA	GAA	SO	PIM	MIN
Bernie Parent	G	47	17	18	9	116	2.56	3	6	2715
Jacques Plante	G	34	16	13	5	86	2.63	2	2	1965

HOME ARENA

Maple Leaf Gardens (Capacity: 16,485)

PLAYOFF RESULT

Lost Quarter-Final

UNIFORMS

HOME


AWAY



Did you Know...

It has been over 40 years since Paul Henderson scored the 1972 Summit Series winning goal for Team Canada on September 28 in Game 8 at the Luzhniki Ice Palace in Moscow, Russia. Henderson, the Maple Leafs' leading goal scorer during the 1971-72 season with 38, also scored the game-winning goals for Canada in must-win Game's 6 and 7 in the series.

In Photos: Paul Henderson then (bottom), skating for Canada at the 1972 Summit Series, and now (top), at centre ice during a pre-game ceremony at ACC on February 26, 2011.



GP	DATE	OPPONENT	RESULT
1	Oct 8	@ Vancouver	3-2W
2	Oct 10	@ Cal. Golden Seals	3-3T
3	Oct 16	NY Rangers	3-5L
4	Oct 17	@ Boston	2-2T
5	Oct 20	Buffalo	2-7L
6	Oct 22	@ Detroit	2-5L
7	Oct 23	Philadelphia	5-3W
8	Oct 27	Vancouver	0-0T
9	Oct 30	Min. North Stars	1-1T
10	Oct 31	@ NY Rangers	3-3T
11	Nov 1	Detroit	6-1W
12	Nov 3	@ Min. North Stars	1-2L
13	Nov 6	@ Los Angeles	3-2W
14	Nov 7	@ Cal. Golden Seals	1-8L
15	Nov 10	Montreal	2-5L
16	Nov 13	Vancouver	2-2T
17	Nov 14	@ Philadelphia	3-3T
18	Nov 17	Los Angeles	5-1W
19	Nov 20	Cal. Golden Seals	5-1W
20	Nov 21	@ Buffalo	4-3W
21	Nov 24	@ Pittsburgh	2-1W
22	Nov 27	Chicago	3-3T
23	Nov 28	@ Chicago	1-4L
24	Dec 1	St. Louis	4-2W
25	Dec 4	Boston	3-5L
26	Dec 8	Min. North Stars	3-1W
27	Dec 11	Chicago	1-3L
28	Dec 12	@ Buffalo	4-2W
29	Dec 14	@ St. Louis	4-2W
30	Dec 15	Pittsburgh	3-2W
31	Dec 18	Buffalo	8-1W
32	Dec 19	@ Philadelphia	4-0W
33	Dec 22	@ Montreal	2-4L
34	Dec 25	Detroit	5-3W
35	Dec 26	@ Boston	1-3L
36	Dec 28	@ Pittsburgh	4-2W
37	Dec 29	St. Louis	3-6L
38	Jan 1	Montreal	5-2W
39	Jan 5	Boston	0-2L
40	Jan 8	Philadelphia	2-2T
41	Jan 9	@ Buffalo	2-1W
42	Jan 12	Los Angeles	1-1T
43	Jan 15	NY Rangers	4-3W
44	Jan 16	St. Louis	3-4L
45	Jan 19	@ Montreal	0-1L
46	Jan 22	@ Min. North Stars	1-4L
47	Jan 23	@ Chicago	0-4L
48	Jan 26	@ Los Angeles	3-5L
49	Jan 28	@ Cal. Golden Seals	0-3L
50	Jan 29	@ Vancouver	2-5L
51	Feb 1	@ Detroit	0-4L
52	Feb 2	Min. North Stars	3-2W
53	Feb 5	Philadelphia	1-3L
54	Feb 6	@ NY Rangers	2-2T
55	Feb 8	@ St. Louis	2-1W
56	Feb 9	Pittsburgh	1-4L
57	Feb 12	Cal. Golden Seals	3-0W
58	Feb 13	@ Chicago	1-3L
59	Feb 16	@ Pittsburgh	2-4L
60	Feb 19	Buffalo	4-1W
61	Feb 20	@ Philadelphia	1-3L
62	Feb 22	@ Detroit	4-5L
63	Feb 23	Pittsburgh	2-0W
64	Feb 26	Vancouver	7-1W
65	Mar 1	@ St. Louis	3-1W
66	Mar 4	Los Angeles	3-2W
67	Mar 8	Detroit	5-1W
68	Mar 11	Cal. Golden Seals	2-1W
69	Mar 12	@ Min. North Stars	2-2T
70	Mar 15	Montreal	2-5L
71	Mar 18	Chicago	2-2T
72	Mar 19	@ NY Rangers	3-5L
73	Mar 22	@ Montreal	3-3T
74	Mar 24	@ Vancouver	3-5L
75	Mar 25	@ Los Angeles	4-0W
76	Mar 29	Boston	4-1W
77	Apr 1	NY Rangers	2-1W
78	Apr 2	@ Boston	4-6L



1972-73

1972-73

(27-41-10 / 64 Points / 6th in East Division)

GENERAL MANAGER: Jim Gregory

HEAD COACH: John McLellan

CAPTAIN: Dave Keon

PLAYER	POS	GP	G	A	PTS	+/-	PIM	PP	SH	GW	S
Darryl Sittler	C	78	29	48	77	-11	69	8	0	1	331
Rick Kehoe	R	77	33	42	75	-11	20	2	0	5	204
Dave Keon	C	76	37	36	73	4	2	8	2	6	277
Norm Ullman	C	65	20	35	55	-18	10	3	0	1	174
Jim McKenny	D	77	11	41	52	6	55	5	0	0	208
Ron Ellis	R	78	22	29	51	-1	22	4	1	2	228
Pierre Jarry	L	74	19	18	37	-13	42	2	0	2	188
Denis Dupere	L	61	13	23	36	-4	10	4	0	0	129
Paul Henderson	R	40	18	16	34	2	18	2	0	3	105
Errol Thompson	L	68	13	19	32	4	8	2	0	1	137
Garry Monahan	L	78	13	18	31	-3	53	0	0	3	135
George Ferguson	C	72	10	13	23	-17	34	3	0	1	92
Mike Pelyk	D	72	3	16	19	-20	118	0	0	1	113
Brian Glennie	D	44	1	10	11	2	54	0	0	0	74
Joe Lundrigan	D	49	2	8	10	4	20	1	0	1	53
John Grisdale	D	49	1	7	8	-22	76	0	0	0	49
Dave Fortier	D	23	1	4	5	-10	63	0	0	0	29
Larry McIntyre	D	40	0	3	3	6	26	0	0	0	22
Bob Baun	D	5	1	1	2	-5	4	0	0	0	5
Randy Osburn	L	26	0	2	2	-5	0	0	0	0	15
Terry Clancy	R	32	0	1	1	-10	6	0	0	0	12
Ron Low	G	42	0	0	0	0	4	0	0	0	0
Gord McRae	L	11	0	0	0	0	0	0	0	0	0
Lyle Moffat	L	1	0	0	0	-1	0	0	0	0	0
Jacques Plante	G	32	0	0	0	0	0	0	0	0	0
Dale Smedsmo	L	4	0	0	0	0	0	0	0	0	2

PLAYER	POS	GP	W	L	T/O	GA	GAA	SO	PIM	MIN
Ron Low	G	42	12	24	4	152	3.89	1	4	2343
Jacques Plante	G	32	8	14	6	87	3.04	1	0	1717
Gord McRae	G	11	7	3	0	39	3.77	0	0	620

HOME ARENA

Maple Leaf Gardens (Capacity: 16,485)

PLAYOFF RESULT

Out of Playoffs

UNIFORMS

HOME

AWAY



GP	DATE	OPPONENT	RESULT
1	Oct 7	Chicago	1-3 L
2	Oct 11	Montreal	2-2 T
3	Oct 14	Los Angeles	6-4 W
4	Oct 15	@ Buffalo	2-3 L
5	Oct 18	Pittsburgh	4-3 W
6	Oct 21	Detroit	1-3 L
7	Oct 22	@ Detroit	2-6 L
8	Oct 25	@ Min. North Stars	4-3 W
9	Oct 28	Boston	2-3 L
10	Oct 29	@ Philadelphia	2-5 L
11	Nov 1	Buffalo	7-1 W
12	Nov 4	St. Louis	4-2 W
13	Nov 5	@ Atl. Flames	2-2 T
14	Nov 8	@ Montreal	2-5 L
15	Nov 11	@ St. Louis	0-1 L
16	Nov 15	Atl. Flames	2-1 W
17	Nov 18	Min. North Stars	4-4 T
18	Nov 19	@ Boston	5-6 L
19	Nov 22	@ Min. North Stars	1-3 L
20	Nov 25	Cal. Golden Seals	11-0 W
21	Nov 26	@ NY Rangers	4-7 L
22	Nov 28	@ St. Louis	2-4 L
23	Nov 29	@ Pittsburgh	4-7 L
24	Dec 2	Philadelphia	2-2 T
25	Dec 3	@ Detroit	3-0 W
26	Dec 5	@ Vancouver	5-2 W
27	Dec 9	Vancouver	5-5 T
28	Dec 10	@ Philadelphia	2-5 L
29	Dec 13	NY Rangers	3-4 L
30	Dec 16	Detroit	1-4 L
31	Dec 17	@ Buffalo	0-4 L
32	Dec 20	@ Atl. Flames	3-5 L
33	Dec 23	Chicago	5-3 W
34	Dec 24	@ Chicago	1-5 L
35	Dec 27	Pittsburgh	3-3 T
36	Dec 29	@ Pittsburgh	4-0 W
37	Dec 30	St. Louis	5-4 W
38	Jan 3	Montreal	4-8 L
39	Jan 6	Los Angeles	4-2 W
40	Jan 7	Cal. Golden Seals	4-0 W
41	Jan 10	NY Islanders	4-2 W
42	Jan 12	@ Atl. Flames	0-1 L
43	Jan 13	Boston	1-4 L
44	Jan 16	@ Vancouver	4-6 L
45	Jan 17	@ Cal. Golden Seals	3-3 T
46	Jan 20	@ Los Angeles	6-2 W
47	Jan 24	@ Pittsburgh	2-5 L
48	Jan 27	@ Montreal	2-4 L
49	Jan 28	@ NY Rangers	2-5 L
50	Jan 31	NY Islanders	5-3 W
51	Feb 1	@ Boston	2-5 L
52	Feb 3	Vancouver	1-2 L
53	Feb 6	@ NY Islanders	2-4 L
54	Feb 7	Cal. Golden Seals	5-3 W
55	Feb 10	Los Angeles	2-4 L
56	Feb 14	Buffalo	2-3 L
57	Feb 17	NY Islanders	6-2 W
58	Feb 18	Montreal	1-2 L
59	Feb 21	Atl. Flames	2-2 T
60	Feb 24	St. Louis	4-2 W
61	Feb 28	Vancouver	7-2 W
62	Mar 3	Chicago	3-3 T
63	Mar 4	@ Philadelphia	0-10 L
64	Mar 7	@ Montreal	1-4 L
65	Mar 8	@ NY Islanders	4-1 W
66	Mar 10	Min. North Stars	4-3 W
67	Mar 11	@ NY Rangers	2-4 L
68	Mar 14	Philadelphia	5-1 W
69	Mar 15	@ Min. North Stars	2-5 L
70	Mar 17	NY Rangers	7-5 W
71	Mar 18	@ Buffalo	1-5 L
72	Mar 21	@ Los Angeles	1-5 L
73	Mar 23	@ Cal. Golden Seals	4-7 L
74	Mar 25	@ Vancouver	4-7 L
75	Mar 27	Detroit	1-8 L
76	Mar 29	@ Detroit	6-4 W
77	Mar 31	Boston	7-3 W
78	Apr 1	@ Chicago	4-4 T



1973-74

(35-27-16 / 86 Points / 4th in East Division)

GENERAL MANAGER: Jim Gregory

HEAD COACH: Red Kelly

CAPTAIN: Dave Keon

PLAYER	POS	GP	G	A	PTS	+/-	PIM	PP	SH	GW	S
Darryl Sittler	C	78	38	46	84	12	55	11	0	6	270
Norm Ullman	C	78	22	47	69	10	12	4	0	2	178
Paul Henderson	R	69	24	31	55	9	40	5	0	2	159
Dave Keon	C	74	25	28	53	13	7	1	2	3	244
Ron Ellis	R	70	23	25	48	8	12	3	0	3	158
Inge Hammarstrom	L	66	20	23	43	17	14	4	0	4	135
Jim McKenny	D	77	14	28	42	16	36	3	0	1	129
Rick Kehoe	R	69	18	22	40	19	8	3	0	3	197
Borje Salming	D	76	5	34	39	38	48	3	0	0	130
Ian Turnbull	D	78	8	27	35	12	74	2	0	2	231
Mike Pelyk	D	71	12	19	31	5	94	0	0	1	115
Lanny McDonald	R	70	14	16	30	3	43	2	0	3	142
Garry Monahan	L	78	9	16	25	4	70	0	0	1	139
Tim Ecclestone	L	46	9	14	23	8	32	1	2	1	79
Brian Glennie	D	65	4	18	22	27	100	1	1	0	65
Denis Dupere	L	34	8	9	17	3	8	2	0	0	53
Eddie Shack	L	59	7	8	15	1	74	4	0	1	78
Errol Thompson	L	56	7	8	15	2	6	0	0	2	74
Bob Neely	L	54	5	7	12	-14	98	2	0	0	77
Pierre Jarry	L	12	2	8	10	8	10	0	0	0	31
George Ferguson	C	16	0	4	4	1	4	0	0	0	19
Willie Brossart	D	17	0	1	1	2	20	0	0	0	9
Doug Favell	G	32	0	0	0	0	20	0	0	0	0
Eddie Johnston	G	26	0	0	0	0	0	0	0	0	0
Dunc Wilson	G	24	0	0	0	0	6	0	0	0	0

PLAYER	POS	GP	W	L	T/O	GA	GAA	SO	PIM	MIN
Doug Favell	G	32	14	7	9	79	2.71	0	20	1752
Eddie Johnston	G	26	12	9	4	78	3.09	1	0	1516
Dunc Wilson	G	24	9	11	3	68	2.89	1	6	1412

HOME ARENA

Maple Leaf Gardens (Capacity: 16,485)

PLAYOFF RESULT

Lost Quarter-Final

UNIFORMS



GP	DATE	OPPONENT	RESULT
1	Oct 10	Buffalo	7-4 W
2	Oct 11	@ Philadelphia	0-2 L
3	Oct 13	Los Angeles	6-3 W
4	Oct 17	@ Montreal	5-3 W
5	Oct 20	NY Rangers	3-2 W
6	Oct 21	@ Buffalo	3-4 L
7	Oct 23	Min. North Stars	2-2 T
8	Oct 27	Boston	2-3 L
9	Oct 28	@ Chicago	1-1 T
10	Oct 30	Detroit	7-0 W
11	Nov 1	@ NY Islanders	2-2 T
12	Nov 3	Pittsburgh	6-0 W
13	Nov 7	Montreal	1-4 L
14	Nov 10	NY Islanders	3-3 T
15	Nov 11	@ Detroit	4-5 L
16	Nov 14	@ Cal. Golden Seals	4-1 W
17	Nov 16	@ Vancouver	3-3 T
18	Nov 17	@ Los Angeles	4-3 W
19	Nov 20	@ NY Islanders	4-2 W
20	Nov 22	Pittsburgh	2-4 L
21	Nov 24	Chicago	1-3 L
22	Nov 28	@ Pittsburgh	4-3 W
23	Nov 29	St. Louis	5-1 W
24	Dec 1	Cal. Golden Seals	3-2 W
25	Dec 2	@ NY Rangers	4-6 L
26	Dec 6	@ Min. North Stars	4-1 W
27	Dec 8	Philadelphia	1-3 L
28	Dec 9	@ Buffalo	2-5 L
29	Dec 11	@ St. Louis	3-7 L
30	Dec 13	@ Atl. Flames	6-1 W
31	Dec 15	NY Rangers	2-2 T
32	Dec 19	Cal. Golden Seals	5-3 W
33	Dec 22	Vancouver	4-6 L
34	Dec 23	@ Boston	3-4 L
35	Dec 26	Montreal	9-2 W
36	Dec 29	Atl. Flames	3-3 T
37	Dec 30	@ Chicago	4-3 W
38	Jan 2	Detroit	4-3 W
39	Jan 5	@ Los Angeles	3-5 L
40	Jan 7	Atl. Flames	6-2 W
41	Jan 9	@ Pittsburgh	6-4 W
42	Jan 12	St. Louis	4-2 W
43	Jan 15	@ Vancouver	2-4 L
44	Jan 16	@ Cal. Golden Seals	5-5 T
45	Jan 19	@ Min. North Stars	3-5 L
46	Jan 23	@ Montreal	3-4 L
47	Jan 26	@ St. Louis	3-3 T
48	Jan 27	@ Atl. Flames	5-2 W
49	Jan 31	Min. North Stars	3-1 W
50	Feb 2	Boston	6-2 W
51	Feb 3	@ Buffalo	3-3 T
52	Feb 6	Detroit	2-2 T
53	Feb 9	Min. North Stars	4-1 W
54	Feb 13	Philadelphia	1-3 L
55	Feb 16	Atl. Flames	7-2 W
56	Feb 17	@ Chicago	1-4 L
57	Feb 20	Buffalo	4-2 W
58	Feb 23	Vancouver	3-4 L
59	Feb 24	Los Angeles	3-3 T
60	Feb 26	@ Detroit	3-7 L
61	Feb 28	@ NY Islanders	6-4 W
62	Mar 2	NY Islanders	5-2 W
63	Mar 3	@ Boston	6-4 W
64	Mar 7	Pittsburgh	2-2 T
65	Mar 9	Philadelphia	1-2 L
66	Mar 12	@ St. Louis	1-2 L
67	Mar 14	NY Islanders	2-1 W
68	Mar 16	Boston	2-5 L
69	Mar 17	@ Philadelphia	2-2 T
70	Mar 19	@ Los Angeles	1-1 T
71	Mar 22	@ Cal. Golden Seals	3-2 W
72	Mar 24	@ Vancouver	2-3 L
73	Mar 27	Chicago	3-5 L
74	Mar 30	NY Rangers	7-3 W
75	Mar 31	@ NY Rangers	3-3 T
76	Apr 3	@ Montreal	5-3 W
77	Apr 6	Buffalo	3-1 W
78	Apr 7	@ Boston	4-6 L



1974-75

1974-75

(31-33-16 / 78 Points / 3rd in Adams Division)

GENERAL MANAGER: Jim Gregory

HEAD COACH: Red Kelly

CAPTAIN: Dave Keon

PLAYER	POS	GP	G	A	PTS	+/-	PIM	PP	SH	GW	S
Darryl Sittler	C	72	36	44	80	-10	47	12	1	2	273
Ron Ellis	R	79	32	29	61	9	25	11	0	5	177
Dave Keon	C	78	16	43	59	3	4	1	1	2	183
George Ferguson	C	69	19	30	49	5	61	3	1	5	134
Lanny McDonald	R	64	17	27	44	5	86	2	1	1	168
Jim McKenny	D	66	8	35	43	-4	31	0	1	1	105
Errol Thompson	L	65	25	17	42	-1	12	3	1	4	202
Inge Hammarstrom	L	69	21	20	41	-14	23	3	0	2	170
Bill Flett	R	77	15	25	40	0	38	4	3	2	186
Blaine Stoughton	R	78	23	14	37	-7	24	4	0	1	161
Borje Salming	D	60	12	25	37	4	34	4	1	1	136
Norm Ullman	C	80	9	26	35	-12	8	1	0	0	117
Tiger Williams	L	42	10	19	29	4	187	2	0	0	83
Gary Sabourin	R	55	5	18	23	-13	26	1	0	0	114
Bob Neely	L	57	5	16	21	-18	61	2	0	1	103
Claire Alexander	D	42	7	11	18	11	12	4	0	1	90
Rod Seiling	D	60	5	12	17	8	40	1	1	1	94
Dave Dunn	D	72	3	11	14	-10	142	0	0	2	76
Ian Turnbull	D	22	6	7	13	-6	44	1	0	0	69
Lyle Moffat	L	22	2	7	9	-2	13	0	0	0	18
Brian Glennie	D	63	1	7	8	-5	110	0	0	0	55
Eddie Shack	L	26	2	1	3	-8	11	1	0	0	18
Tim Ecclestone	L	5	1	1	2	1	0	0	0	0	3
Doug Favell	G	39	0	1	1	0	10	0	0	0	0
Willie Bossart	D	4	0	0	0	0	2	0	0	0	1
John Grisdale	D	2	0	0	0	0	4	0	0	0	0
Pierre Hamel	G	4	0	0	0	0	2	0	0	0	0
Gord McRae	G	20	0	0	0	0	4	0	0	0	0
Garry Monahan	L	1	0	0	0	0	0	0	0	0	0
Bob Sykes	L	2	0	0	0	-2	0	0	0	0	1
Jack Valiquette	C	1	0	0	0	-4	0	0	0	0	1
Dunc Wilson	G	25	0	0	0	0	6	0	0	0	0

PLAYER	POS	GP	W	L	T/O	GA	GAA	SO	PIM	MIN
Doug Favell	G	39	12	17	6	145	4.05	1	10	2149
Dunc Wilson	G	25	8	11	4	86	3.70	0	6	1393
Gord McRae	G	20	10	3	6	57	3.22	0	4	1063
Pierre Hamel	G	4	1	2	0	18	5.54	0	2	195

HOME ARENA

Maple Leaf Gardens (Capacity: 16,485)

PLAYOFF RESULT

Lost Quarter-Final

UNIFORMS

HOME

AWAY



GP	DATE	OPPONENT	RESULT
1	Oct 9	KC Scouts	6-2 W
2	Oct 12	NY Rangers	7-3 W
3	Oct 13	@ Boston	2-2 T
4	Oct 16	Los Angeles	1-1 T
5	Oct 19	Vancouver	4-5 L
6	Oct 20	@ Buffalo	5-5 T
7	Oct 23	Montreal	2-3 L
8	Oct 26	Chicago	3-9 L
9	Oct 27	@ Washington	4-3 W
10	Nov 1	@ Atl. Flames	2-5 L
11	Nov 2	Buffalo	3-6 L
12	Nov 6	Min. North Stars	7-4 W
13	Nov 9	@ Min. North Stars	5-7 L
14	Nov 13	@ Los Angeles	0-4 L
15	Nov 15	@ Cal. Golden Seals	5-3 W
16	Nov 16	@ Vancouver	2-5 L
17	Nov 20	Pittsburgh	5-8 L
18	Nov 22	@ NY Islanders	0-6 L
19	Nov 23	Philadelphia	3-6 L
20	Nov 25	St. Louis	2-2 T
21	Nov 27	@ NY Rangers	1-4 L
22	Nov 30	Washington	7-1 W
23	Dec 4	@ Pittsburgh	2-4 L
24	Dec 5	@ NY Islanders	3-3 T
25	Dec 7	Detroit	3-3 T
26	Dec 8	@ Chicago	4-1 W
27	Dec 11	Los Angeles	1-4 L
28	Dec 14	Atl. Flames	4-2 W
29	Dec 15	@ Washington	1-3 L
30	Dec 18	Pittsburgh	6-4 W
31	Dec 19	@ Philadelphia	1-5 L
32	Dec 21	Boston	8-4 W
33	Dec 22	@ Chicago	0-3 L
34	Dec 28	NY Islanders	3-1 W
35	Dec 30	@ Pittsburgh	5-7 L
36	Jan 1	Cal. Golden Seals	3-3 T
37	Jan 4	Chicago	6-3 W
38	Jan 5	@ Detroit	1-0 W
39	Jan 7	@ NY Islanders	3-5 L
40	Jan 8	Vancouver	6-4 W
41	Jan 11	Los Angeles	5-7 L
42	Jan 12	NY Islanders	4-3 W
43	Jan 15	@ St. Louis	4-1 W
44	Jan 18	@ Montreal	5-3 W
45	Jan 19	@ Boston	3-6 L
46	Jan 23	@ Los Angeles	0-8 L
47	Jan 24	@ Cal. Golden Seals	1-6 L
48	Jan 26	@ Vancouver	4-6 L
49	Jan 29	Cal. Golden Seals	4-2 W
50	Jan 30	@ Philadelphia	1-3 L
51	Feb 1	Boston	3-2 W
52	Feb 4	@ St. Louis	5-3 W
53	Feb 6	@ KC Scouts	2-3 L
54	Feb 8	St. Louis	3-3 T
55	Feb 9	@ Detroit	3-5 L
56	Feb 12	Montreal	2-2 T
57	Feb 15	Pittsburgh	3-8 L
58	Feb 16	@ NY Rangers	5-5 T
59	Feb 19	@ Cal. Golden Seals	3-3 T
60	Feb 22	NY Rangers	5-2 W
61	Feb 23	@ Buffalo	1-4 L
62	Feb 25	@ Min. North Stars	9-2 W
63	Feb 26	KC Scouts	4-2 W
64	Mar 1	Washington	5-4 W
65	Mar 2	@ Detroit	5-4 W
66	Mar 5	Detroit	4-3 W
67	Mar 8	Min. North Stars	5-3 W
68	Mar 9	@ Washington	4-2 W
69	Mar 12	Montreal	3-3 T
70	Mar 15	Philadelphia	4-4 T
71	Mar 16	Buffalo	3-11 L
72	Mar 19	@ Atl. Flames	7-8 L
73	Mar 22	@ Montreal	6-4 W
74	Mar 24	Cal. Golden Seals	5-3 W
75	Mar 26	@ KC Scouts	2-2 T
76	Mar 29	Boston	1-1 T
77	Mar 30	@ Buffalo	5-4 W
78	Apr 2	Atl. Flames	0-3 L
79	Apr 5	Buffalo	2-4 L
80	Apr 6	@ Boston	4-4 T



1975-76

(34-31-15 / 83 Points / 3rd in Adams Division)

GENERAL MANAGER: Jim Gregory

HEAD COACH: Red Kelly

CAPTAIN: Darryl Sittler

PLAYER	POS	GP	G	A	PTS	+/-	PIM	PP	SH	GW	S
Darryl Sittler	C	79	41	59	100	12	90	11	1	2	346
Lanny McDonald	R	75	37	56	93	24	70	6	5	4	270
Errol Thompson	L	75	43	37	80	28	26	13	1	7	210
Borje Salming	D	78	16	41	57	33	70	8	0	1	194
Ian Turnbull	D	76	20	36	56	24	90	7	1	3	262
Stan Weir	C	64	19	32	51	10	22	5	0	3	90
George Ferguson	C	79	12	32	44	11	76	3	2	2	140
Tiger Williams	L	78	21	19	40	-1	299	3	0	3	149
Inge Hammarstrom	L	76	19	21	40	0	21	1	0	5	189
Jack Valiquette	C	45	10	23	33	-8	30	1	1	1	111
Pat Boutette	C/R	77	10	22	32	-1	140	2	0	2	92
Jim McKenny	D	46	10	19	29	-7	19	4	0	0	76
Bob Neely	L	69	9	13	22	-15	89	0	0	0	107
Don Ashby	C	50	6	15	21	5	10	1	0	0	63
Rod Seiling	D	77	3	16	19	11	46	0	0	0	108
Blaine Stoughton	R	43	6	11	17	-2	8	1	0	0	60
Greg Hubick	D	72	6	8	14	0	10	0	0	1	54
Claire Alexander	D	33	2	6	8	0	6	0	0	0	46
Dave Dunn	D	43	0	8	8	-5	84	0	0	0	43
Brian Glennie	D	69	0	8	8	10	75	0	0	0	65
Scott Garland	C	16	4	3	7	0	8	1	0	0	17
Doug Favell	G	3	0	0	0	0	0	0	0	0	0
Gord McRae	G	20	0	0	0	0	0	0	0	0	0
Wayne Thomas	G	64	0	0	0	0	18	0	0	0	0
Kurt Walker	D	5	0	0	0	-2	49	0	0	0	2

PLAYER	POS	GP	W	L	T/O	GA	GAA	SO	PIM	MIN
Wayne Thomas	G	64	28	24	12	196	3.19	2	18	3684
Gord McRae	G	20	6	5	2	59	3.70	0	0	956
Doug Favell	G	3	0	2	1	15	5.63	0	0	160


HOME ARENA

Maple Leaf Gardens (Capacity: 16,485)

PLAYOFF RESULT

Lost Quarter-Final

UNIFORMS



GP	DATE	OPPONENT	RESULT
1	Oct 11	Chicago	2-1W
2	Oct 12	@ Buffalo	3-8L
3	Oct 15	Pittsburgh	4-8L
4	Oct 18	NY Rangers	4-1W
5	Oct 19	@ Boston	0-3L
6	Oct 22	Vancouver	3-2W
7	Oct 24	@ Washington	6-3W
8	Oct 25	Cal. Golden Seals	2-2T
9	Oct 29	Buffalo	3-2W
10	Oct 30	@ Philadelphia	2-6L
11	Nov 1	KC Scouts	3-0W
12	Nov 5	Detroit	7-3W
13	Nov 7	@ KC Scouts	3-3T
14	Nov 8	@ St. Louis	3-3T
15	Nov 11	@ Vancouver	2-3L
16	Nov 14	@ Cal. Golden Seals	4-2W
17	Nov 15	@ Los Angeles	1-1T
18	Nov 18	Washington	4-2W
19	Nov 22	Montreal	2-4L
20	Nov 23	@ Boston	3-3T
21	Nov 26	@ Chicago	4-4T
22	Nov 28	@ Atl. Flames	3-6L
23	Nov 29	Philadelphia	1-1T
24	Dec 3	@ Min. North Stars	1-3L
25	Dec 6	Boston	2-4L
26	Dec 7	@ Pittsburgh	3-6L
27	Dec 10	@ Montreal	3-3T
28	Dec 13	NY Islanders	3-5L
29	Dec 14	@ NY Rangers	6-1W
30	Dec 17	St. Louis	6-2W
31	Dec 18	@ NY Islanders	2-4L
32	Dec 20	KC Scouts	5-1W
33	Dec 22	Los Angeles	4-3W
34	Dec 27	Chicago	1-4L
35	Dec 29	Atl. Flames	6-2W
36	Jan 1	Cal. Golden Seals	5-1W
37	Jan 3	Detroit	0-1L
38	Jan 4	@ NY Rangers	8-6W
39	Jan 7	Philadelphia	3-7L
40	Jan 8	@ NY Islanders	5-3W
41	Jan 10	Los Angeles	4-3W
42	Jan 11	@ Montreal	0-2L
43	Jan 14	@ Min. North Stars	6-5W
44	Jan 15	@ KC Scouts	6-4W
45	Jan 17	@ Detroit	4-4T
46	Jan 22	@ Los Angeles	3-6L
47	Jan 24	@ Vancouver	5-5T
48	Jan 25	@ Cal. Golden Seals	3-5L
49	Jan 28	NY Islanders	2-3L
50	Jan 31	NY Rangers	6-4W
51	Feb 1	@ Pittsburgh	1-7L
52	Feb 4	Washington	4-4T
53	Feb 7	Boston	11-4W
54	Feb 8	Min. North Stars	4-1W
55	Feb 11	@ Atl. Flames	2-5L
56	Feb 14	Vancouver	3-4L
57	Feb 16	@ Washington	5-1W
58	Feb 18	Montreal	5-7L
59	Feb 19	@ Pittsburgh	5-7L
60	Feb 21	Buffalo	6-4W
61	Feb 23	Atl. Flames	7-1W
62	Feb 25	Detroit	8-0W
63	Feb 26	@ Buffalo	2-5L
64	Feb 28	Cal. Golden Seals	4-2W
65	Mar 1	Min. North Stars	4-2W
66	Mar 3	@ St. Louis	4-1W
67	Mar 6	@ Los Angeles	4-1W
68	Mar 7	@ Cal. Golden Seals	7-7T
69	Mar 10	St. Louis	2-2T
70	Mar 11	@ Boston	2-6L
71	Mar 13	NY Islanders	2-2T
72	Mar 17	@ Chicago	5-6L
73	Mar 20	Washington	7-3W
74	Mar 21	@ Philadelphia	2-4L
75	Mar 24	@ Montreal	2-1W
76	Mar 27	Buffalo	2-4L
77	Mar 29	Pittsburgh	5-4W
78	Mar 31	@ Detroit	4-4T
79	Apr 3	Boston	2-4L
80	Apr 4	@ Buffalo	2-5L



1976-77

1976-77

(33-32-15 / 81 Points / 3rd in Adams Division)

GENERAL MANAGER: Jim Gregory

HEAD COACH: Red Kelly

CAPTAIN: Darryl Sittler

PLAYER	POS	GP	G	A	PTS	+/-	PIM	PP	SH	GW	S
Lanny McDonald	R	80	46	44	90	12	77	16	4	5	293
Darryl Sittler	C	73	38	52	90	8	89	12	1	5	307
Ian Turnbull	D	80	22	57	79	47	84	4	2	0	316
Borje Salming	D	76	12	66	78	45	46	1	0	0	186
Jack Valiquette	C	66	15	30	45	5	7	0	3	1	121
Jim McKenny	D	76	14	31	45	-26	36	3	0	3	115
Tiger Williams	L	77	18	25	43	11	338	1	0	0	157
Don Ashby	C	76	19	23	42	-14	24	3	0	4	118
Inge Hammarstrom	L	78	24	17	41	8	16	5	0	3	154
Errol Thompson	L	41	21	16	37	-10	8	8	1	2	109
Pat Boutette	C/R	80	18	18	36	13	107	3	0	1	104
Bob Neely	L	70	17	16	33	-17	16	3	0	5	123
Stan Weir	C	65	11	19	30	2	14	1	0	2	68
Scott Garland	C	69	9	20	29	-18	83	3	0	1	84
George Ferguson	C	50	9	15	24	0	24	0	2	0	73
Claire Alexander	D	48	1	12	13	-4	12	0	0	0	61
Brian Glennie	D	69	1	10	11	-1	73	0	0	0	63
Bruce Boudreau	C	15	2	5	7	2	4	0	0	1	17
Kurt Walker	D	26	2	3	5	5	24	0	0	0	6
Randy Carlyle	D	45	0	5	5	-19	51	0	0	0	30
Paul Evans	C/L	7	1	1	2	3	19	0	0	0	10
Bob Warner	D	10	1	1	2	4	4	0	0	0	9
Mike Palmateer	G	50	0	2	2	0	8	0	0	0	0
Mike Pelyk	D	13	0	2	2	-4	4	0	0	0	9
Tracy Pratt	D	11	0	1	1	-7	8	0	0	0	4
Wayne Thomas	G	33	0	1	1	0	4	0	0	0	0
Blair MacKasey	D	1	0	0	0	0	2	0	0	0	0
Gord McRae	G	2	0	0	0	0	0	0	0	0	0

PLAYER	POS	GP	W	L	T/O	GA	GAA	SO	PIM	MIN
Mike Palmateer	G	50	23	18	8	154	3.21	4	8	2877
Wayne Thomas	G	33	10	13	6	116	3.86	1	4	1803
Gord McRae	G	2	0	1	1	9	4.50	0	0	120

HOME ARENA

Maple Leaf Gardens (Capacity: 16,485)

PLAYOFF RESULT

Lost Quarter-Final

UNIFORMS

HOME



AWAY



Darryl Sittler

GP	DATE	OPPONENT	RESULT
1	Oct 5	@ Col. Rockies	2-4 L
2	Oct 9	Boston	7-5 W
3	Oct 13	Los Angeles	4-4 T
4	Oct 15	@ Boston	3-5 L
5	Oct 16	Philadelphia	5-5 T
6	Oct 20	Pittsburgh	4-4 T
7	Oct 21	@ Montreal	3-5 L
8	Oct 23	NY Islanders	2-5 L
9	Oct 27	Min. North Stars	3-5 L
10	Oct 28	@ Detroit	3-1 W
11	Oct 30	@ Min. North Stars	5-1 W
12	Nov 1	@ Cle. Barons	6-3 W
13	Nov 3	St. Louis	2-6 L
14	Nov 5	@ Atl. Flames	4-2 W
15	Nov 6	@ St. Louis	2-3 L
16	Nov 10	@ Los Angeles	2-2 T
17	Nov 13	@ Vancouver	3-0 W
18	Nov 17	Montreal	1-0 W
19	Nov 20	Min. North Stars	8-3 W
20	Nov 21	@ Montreal	5-9 L
21	Nov 24	@ Detroit	3-4 L
22	Nov 27	Boston	4-2 W
23	Nov 28	Cle. Barons	5-1 W
24	Nov 30	@ NY Islanders	4-2 W
25	Dec 1	St. Louis	6-3 W
26	Dec 4	Chicago	2-2 T
27	Dec 5	@ NY Rangers	5-5 T
28	Dec 8	Vancouver	3-4 L
29	Dec 11	NY Rangers	4-1 W
30	Dec 12	@ Philadelphia	4-7 L
31	Dec 15	St. Louis	4-1 W
32	Dec 17	@ Washington	2-3 L
33	Dec 18	Col. Rockies	4-2 W
34	Dec 20	Atl. Flames	6-2 W
35	Dec 22	Pittsburgh	2-5 L
36	Dec 23	@ Buffalo	2-4 L
37	Dec 26	@ Pittsburgh	2-4 L
38	Dec 29	@ Cle. Barons	6-2 W
39	Jan 1	Washington	3-1 W
40	Jan 2	@ Chicago	4-6 L
41	Jan 5	Col. Rockies	6-4 W
42	Jan 8	Buffalo	2-4 L
43	Jan 11	@ Pittsburgh	2-0 W
44	Jan 12	Los Angeles	3-2 W
45	Jan 15	Chicago	1-4 L
46	Jan 18	@ Los Angeles	3-6 L
47	Jan 21	@ Vancouver	3-1 W
48	Jan 23	@ Min. North Stars	5-2 W
49	Jan 27	@ NY Islanders	2-1 W
50	Jan 29	@ Boston	3-3 T
51	Jan 31	@ Atl. Flames	3-7 L
52	Feb 2	Detroit	9-1 W
53	Feb 5	Philadelphia	5-7 L
54	Feb 9	Atl. Flames	5-1 W
55	Feb 12	Washington	10-0 W
56	Feb 13	@ NY Rangers	3-8 L
57	Feb 14	@ Buffalo	2-7 L
58	Feb 16	@ Cle. Barons	5-3 W
59	Feb 17	@ Detroit	2-2 T
60	Feb 19	Pittsburgh	6-6 T
61	Feb 20	@ Chicago	10-8 W
62	Feb 23	NY Rangers	4-5 L
63	Feb 25	@ Washington	2-4 L
64	Feb 26	Buffalo	5-6 L
65	Mar 2	Cle. Barons	1-4 L
66	Mar 5	Vancouver	4-4 T
67	Mar 7	@ Philadelphia	4-2 W
68	Mar 9	Montreal	2-2 T
69	Mar 12	Detroit	6-0 W
70	Mar 13	@ Buffalo	1-6 L
71	Mar 15	@ St. Louis	4-1 W
72	Mar 16	@ Col. Rockies	4-4 T
73	Mar 19	Atl. Flames	5-4 W
74	Mar 21	Cle. Barons	2-7 L
75	Mar 23	NY Islanders	1-1 T
76	Mar 26	Boston	5-7 L
77	Mar 27	@ Washington	4-7 L
78	Mar 30	@ Montreal	3-3 T
79	Apr 2	Buffalo	1-1 T
80	Apr 3	@ Boston	4-7 L

PAGE 271



1977-78

(41-29-10 / 92 Points / 3rd in Adams Division)

GENERAL MANAGER: Jim Gregory

HEAD COACH: Roger Neilson

CAPTAIN: Darryl Sittler

PLAYER	POS	GP	G	A	PTS	+/-	PIM	PP	SH	GW	S
Darryl Sittler	C	80	45	72	117	34	100	14	0	8	311
Lanny McDonald	R	74	47	40	87	34	54	11	0	5	243
Borje Salming	D	80	16	60	76	30	70	6	0	5	258
Ian Turnbull	D	77	14	47	61	6	77	3	1	3	241
Ron Ellis	R	80	26	24	50	8	17	3	0	5	128
Tiger Williams	L	78	19	31	50	6	351	6	0	5	161
Errol Thompson	L	59	17	22	39	17	10	4	1	2	132
Pat Boutette	C/R	80	17	19	36	0	120	2	0	1	130
Bruce Boudreau	C	40	11	18	29	8	12	1	0	2	71
George Ferguson	C	73	7	16	23	-9	37	0	0	0	119
Jack Valiquette	C	60	8	13	21	2	15	3	0	2	49
Stan Weir	C	30	12	5	17	0	4	0	0	0	39
Brian Glennie	D	77	2	15	17	24	62	0	0	0	64
Jerry Butler	R	73	9	7	16	-10	49	1	1	1	99
Trevor Johansen	D	79	2	14	16	3	82	0	0	0	82
Jimmy Jones	R	78	4	9	13	1	23	0	2	1	54
Randy Carlyle	D	49	2	11	13	4	31	0	0	0	54
Mike Pelyk	D	41	1	11	12	1	14	1	0	0	40
Dan Maloney	L	13	3	4	7	-5	25	0	0	1	27
Jim McKenny	D	15	2	2	4	4	8	0	0	0	12
Kurt Walker	D	40	2	2	4	-5	69	0	0	0	12
Ron Wilson	D	13	2	1	3	-5	0	1	0	0	11
John Anderson	R	17	1	2	3	1	2	0	0	0	14
Don Ashby	C	12	1	2	3	-4	0	0	0	0	8
Inge Hammarstrom	L	3	1	1	2	1	0	1	0	0	6
Alain Belanger	R	9	0	1	1	0	6	0	0	0	7
Bob Neely	L	11	0	1	1	-3	0	0	0	0	7
Mike Palmateer	G	63	0	1	1	0	12	0	0	0	0
Paul Evans	C/L	4	0	0	0	-1	2	0	0	0	0
Larry Hopkins	L	2	0	0	0	0	0	0	0	0	0
Gord McRae	G	18	0	0	0	0	2	0	0	0	0

PLAYER	POS	GP	W	L	T/O	GA	GAA	SO	PIM	MIN
Mike Palmateer	G	63	34	19	9	172	2.74	5	12	3760
Gord McRae	G	18	7	10	1	57	3.29	1	2	1040

HOME ARENA

Maple Leaf Gardens (Capacity: 16,485)

PLAYOFF RESULT

Lost Semi-Final

UNIFORMS

HOME




AWAY



Did you Know...

Just prior to the 1977-78 season, the NHL's Board of Governors passed a rule that all player's last names must appear on the backs of all jerseys. Leafs' Owner and Governor Harold Ballard refused, citing it as a threat to program sales. After being threatened by the NHL's President John Ziegler with a \$10,000 fine, Ballard finally "complied" by putting unreadable blue letters on the Leafs' blue road sweaters for games on February 26 and 28 in Chicago and Long Island, respectively. Ziegler extended the fine deadline to the next Leafs' home game, and with the risk of a possible larger fine at stake, Ballard relented and complied with the new NHL rule.



GP	DATE	OPPONENT	RESULT
1	Oct 13	@ Detroit	3-3 T
2	Oct 15	Buffalo	2-5 L
3	Oct 19	Col. Rockies	5-4 W
4	Oct 22	Philadelphia	6-1 W
5	Oct 23	@ Philadelphia	6-3 W
6	Oct 26	Montreal	2-2 T
7	Oct 29	Detroit	7-4 W
8	Nov 2	@ Vancouver	5-1 W
9	Nov 3	Los Angeles	2-4 L
10	Nov 5	@ Col. Rockies	5-2 W
11	Nov 9	@ Atl. Flames	4-0 W
12	Nov 11	@ Washington	3-1 W
13	Nov 12	@ Montreal	0-5 L
14	Nov 16	Washington	5-2 W
15	Nov 17	@ Buffalo	2-1 W
16	Nov 19	Boston	1-3 L
17	Nov 23	@ St. Louis	3-2 W
18	Nov 26	Washington	4-4 T
19	Nov 29	Cle. Barons	3-2 W
20	Nov 30	@ Cle. Barons	3-5 L
21	Dec 3	Detroit	4-2 W
22	Dec 4	@ Boston	1-3 L
23	Dec 7	Min. North Stars	6-3 W
24	Dec 9	@ Col. Rockies	3-2 W
25	Dec 10	@ Los Angeles	3-0 W
26	Dec 14	NY Islanders	3-2 W
27	Dec 16	Min. North Stars	8-5 W
28	Dec 17	Chicago	7-1 W
29	Dec 19	St. Louis	4-4 T
30	Dec 21	Montreal	2-3 L
31	Dec 23	@ Pittsburgh	6-2 W
32	Dec 26	Pittsburgh	4-5 L
33	Dec 28	@ Chicago	0-4 L
34	Dec 30	@ Cle. Barons	5-0 W
35	Dec 31	Atl. Flames	0-3 L
36	Jan 4	Col. Rockies	5-0 W
37	Jan 5	@ Detroit	1-2 L
38	Jan 7	Vancouver	6-4 W
39	Jan 9	Atl. Flames	2-5 L
40	Jan 11	@ Min. North Stars	4-3 W
41	Jan 13	@ Cle. Barons	2-5 L
42	Jan 14	Chicago	3-3 T
43	Jan 17	@ St. Louis	2-2 T
44	Jan 19	Vancouver	3-3 T
45	Jan 21	Los Angeles	1-2 L
46	Jan 25	@ NY Rangers	4-3 W
47	Jan 26	@ NY Islanders	2-4 L
48	Jan 28	@ Atl. Flames	7-5 W
49	Feb 1	Buffalo	2-2 T
50	Feb 4	Detroit	2-2 T
51	Feb 5	@ Boston	3-3 T
52	Feb 8	St. Louis	5-4 W
53	Feb 11	NY Rangers	3-2 W
54	Feb 13	@ Buffalo	4-2 W
55	Feb 15	Boston	2-4 L
56	Feb 18	Min. North Stars	5-4 W
57	Feb 22	Cle. Barons	5-3 W
58	Feb 25	Washington	4-0 W
59	Feb 26	@ Chicago	5-3 W
60	Feb 28	@ NY Islanders	3-4 L
61	Mar 1	Philadelphia	3-2 W
62	Mar 4	Vancouver	4-3 W
63	Mar 5	@ NY Rangers	4-1 W
64	Mar 8	Los Angeles	1-5 L
65	Mar 9	@ Montreal	1-4 L
66	Mar 11	Cle. Barons	5-2 W
67	Mar 12	@ Pittsburgh	7-1 W
68	Mar 15	@ Washington	5-2 W
69	Mar 18	Pittsburgh	2-3 L
70	Mar 19	@ Boston	4-6 L
71	Mar 22	NY Islanders	2-6 L
72	Mar 23	@ Philadelphia	1-4 L
73	Mar 25	NY Rangers	2-5 L
74	Mar 27	Los Angeles	3-0 W
75	Mar 29	@ Atl. Flames	4-7 L
76	Apr 1	Buffalo	3-2 W
77	Apr 2	@ Pittsburgh	3-6 L
78	Apr 5	Montreal	3-6 L
79	Apr 8	Boston	1-3 L
80	Apr 9	@ Buffalo	1-2 L

In Photo: Darryl Sittler (27) and Ian Turnbull (2) don the "blue-on-blue" sweater nameplates on February 28, 1978 in Long Island, NY.



1978-79

1978-79

(34-33-13 / 81 Points / 3rd in Adams Division)

GENERAL MANAGER: Jim Gregory

HEAD COACH: Roger Neilson

CAPTAIN: Darryl Sittler

PLAYER	POS	GP	G	A	PTS	+/-	PIM	PP	SH	GW	S
Darryl Sittler	C	70	36	51	87	9	69	12	0	4	290
Lanny McDonald	R	79	43	42	85	12	32	16	0	2	314
Borje Salming	D	78	17	56	73	36	76	4	0	2	230
Ian Turnbull	D	80	12	51	63	-7	80	4	0	0	239
Walt McKechnie	C	79	25	36	61	21	18	7	1	6	123
Dan Maloney	L	77	17	36	53	19	157	0	0	5	141
Tiger Williams	L	77	19	20	39	-7	298	6	0	4	157
Pat Boutette	C/R	80	14	19	33	3	136	0	0	2	89
Ron Ellis	R	63	16	12	28	7	10	4	0	1	97
John Anderson	R	71	15	11	26	2	10	0	0	2	123
Dave Hutchison	D	79	4	15	19	36	235	0	0	0	217
Jimmy Jones	R	69	9	9	18	2	45	0	0	0	63
Ron Wilson	D	46	5	12	17	-10	4	4	0	0	58
Jerry Butler	R	76	8	7	15	-2	52	0	2	2	77
Dave Burrows	D	65	2	11	13	-10	28	0	0	0	70
Garry Monahan	L	62	4	7	11	4	25	0	2	0	55
Joel Quenneville	D	61	2	9	11	7	60	0	0	1	56
Paul Gardner	C	11	7	2	9	0	0	2	0	1	20
Rocky Saggiuik	R/C	16	3	5	8	1	9	1	0	1	30
Bruce Boudreau	C	26	4	3	7	-3	2	0	0	0	30
Lorne Stamlor	L	45	4	3	7	-6	2	0	0	1	31
Trevor Johansen	D	40	1	4	5	1	48	0	0	0	31
Mike Palmateer	G	58	0	5	5	0	24	0	0	0	0
Don Ashby	C	3	0	0	0	-3	0	0	0	0	2
Pierre Hamel	G	1	0	0	0	0	0	0	0	0	0
Paul Harrison	G	25	0	0	0	0	10	0	0	0	0

PLAYER	POS	GP	W	L	T/O	GA	GAA	SO	PIM	MIN
Mike Palmateer	G	58	26	21	10	167	2.95	4	24	3396
Paul Harrison	G	25	8	12	3	82	3.51	1	10	1403
Pierre Hamel	G	1	0	0	0	0	0.00	0	0	1

HOME ARENA

Maple Leaf Gardens (Capacity: 16,485)

PLAYOFF RESULT

Lost Quarter-Final

UNIFORMS

HOME

AWAY



Lanny McDonald

GP	DATE	OPPONENT	RESULT
1	Oct 11	@ Pittsburgh	3-2 W
2	Oct 14	NY Islanders	10-7 W
3	Oct 15	@ Boston	2-4 L
4	Oct 18	Buffalo	2-0 W
5	Oct 19	@ Buffalo	0-1 L
6	Oct 21	Philadelphia	2-0 W
7	Oct 22	@ NY Rangers	2-5 L
8	Oct 25	Montreal	4-4 T
9	Oct 26	@ Philadelphia	0-5 L
10	Oct 28	Boston	3-5 L
11	Nov 1	@ Los Angeles	4-2 W
12	Nov 3	@ Vancouver	3-1 W
13	Nov 4	@ Col. Rockies	4-4 T
14	Nov 7	@ St. Louis	5-0 W
15	Nov 8	@ Chicago	1-2 L
16	Nov 11	@ Montreal	2-3 L
17	Nov 15	Buffalo	2-2 T
18	Nov 16	@ Boston	6-4 W
19	Nov 18	St. Louis	3-1 W
20	Nov 21	@ Atl. Flames	4-3 W
21	Nov 22	@ NY Rangers	3-3 T
22	Nov 25	Col. Rockies	3-6 L
23	Nov 26	Pittsburgh	8-2 W
24	Nov 29	@ Min. North Stars	5-3 W
25	Dec 2	NY Rangers	5-2 W
26	Dec 3	@ Philadelphia	2-7 L
27	Dec 5	Boston	1-5 L
28	Dec 6	@ Pittsburgh	4-6 L
29	Dec 9	NY Islanders	2-3 L
30	Dec 10	@ Buffalo	3-5 L
31	Dec 13	Vancouver	5-1 W
32	Dec 16	Detroit	4-2 W
33	Dec 17	@ Washington	6-7 L
34	Dec 20	Min. North Stars	4-2 W
35	Dec 22	@ Atl. Flames	1-3 L
36	Dec 23	@ St. Louis	6-1 W
37	Dec 26	@ NY Islanders	1-5 L
38	Dec 27	Boston	1-1 T
39	Dec 30	Washington	5-5 T
40	Jan 3	Atl. Flames	1-4 L
41	Jan 6	Chicago	3-5 L
42	Jan 8	Vancouver	1-5 L
43	Jan 10	Min. North Stars	2-2 T
44	Jan 13	Col. Rockies	4-2 W
45	Jan 16	@ Col. Rockies	3-2 W
46	Jan 19	@ Vancouver	3-3 T
47	Jan 20	@ Los Angeles	3-2 W
48	Jan 24	@ Min. North Stars	2-2 T
49	Jan 26	@ Atl. Flames	2-4 L
50	Jan 28	@ Washington	2-2 T
51	Jan 31	St. Louis	5-1 W
52	Feb 3	Montreal	3-6 L
53	Feb 4	@ Min. North Stars	4-6 L
54	Feb 12	@ Chicago	5-2 W
55	Feb 14	Philadelphia	2-2 T
56	Feb 17	Los Angeles	5-2 W
57	Feb 19	@ Detroit	6-2 W
58	Feb 21	@ Min. North Stars	1-5 L
59	Feb 24	NY Rangers	2-4 L
60	Feb 26	@ Buffalo	1-3 L
61	Feb 28	Atl. Flames	4-6 L
62	Mar 1	@ Montreal	1-2 L
63	Mar 3	Philadelphia	4-3 W
64	Mar 4	@ NY Rangers	4-2 W
65	Mar 7	Vancouver	2-0 W
66	Mar 10	Los Angeles	9-4 W
67	Mar 11	Pittsburgh	4-0 W
68	Mar 14	Buffalo	1-4 L
69	Mar 15	@ NY Islanders	2-6 L
70	Mar 17	Min. North Stars	6-4 W
71	Mar 19	@ Boston	3-4 L
72	Mar 21	Detroit	2-4 L
73	Mar 24	Chicago	3-3 T
74	Mar 25	@ Detroit	1-2 L
75	Mar 28	Washington	6-2 W
76	Mar 31	Min. North Stars	6-2 W
77	Apr 1	@ Buffalo	6-3 W
78	Apr 4	Boston	3-3 T
79	Apr 7	Buffalo	6-2 W
80	Apr 8	@ Boston	3-6 L



1979-80

(35-40-5 / 75 Points / 4th in Adams Division)

GENERAL MANAGER: Punch Imlach

HEAD COACH: Floyd Smith (30-33-5), Dick Duff (0-2-0),

Punch Imlach (5-5-0)

CAPTAIN: Darryl Sittler (Oct. - Dec. 29), None (Dec. 29 - Apr.)

GP	DATE	OPPONENT	RESULT
1	Oct 10	NY Rangers	3-6 L
2	Oct 13	Col. Rockies	2-1 W
3	Oct 14	@ Philadelphia	3-4 L
4	Oct 17	Min. North Stars	6-2 W
5	Oct 19	@ Washington	5-3 W
6	Oct 20	Vancouver	2-0 W
7	Oct 24	@ Vancouver	1-5 L
8	Oct 26	@ Col. Rockies	2-2 T
9	Oct 27	@ Los Angeles	5-7 L
10	Oct 31	Hfd. Whalers	2-4 L
11	Nov 2	@ Hfd. Whalers	3-5 L
12	Nov 3	Buffalo	3-4 L
13	Nov 7	@ St. Louis	7-4 W
14	Nov 10	@ Wpg. Jets	8-4 W
15	Nov 11	@ Edmonton	6-3 W
16	Nov 14	St. Louis	7-2 W
17	Nov 17	Boston	0-2 L
18	Nov 18	@ Que. Nordiques	2-4 L
19	Nov 21	Edmonton	4-4 T
20	Nov 24	Chicago	1-2 L
21	Nov 25	@ NY Rangers	4-3 W
22	Nov 27	@ Atl. Flames	5-3 W
23	Nov 28	@ Washington	4-2 W
24	Dec 1	Philadelphia	4-4 T
25	Dec 5	Montreal	3-2 W
26	Dec 7	NY Islanders	1-6 L
27	Dec 12	Col. Rockies	5-3 W
28	Dec 15	Atl. Flames	8-1 W
29	Dec 17	@ Min. North Stars	1-5 L
30	Dec 19	Los Angeles	4-4 T
31	Dec 20	@ Boston	0-10 L
32	Dec 22	Detroit	2-1 W
33	Dec 23	@ Montreal	4-8 L
34	Dec 26	Washington	2-8 L
35	Dec 27	@ Buffalo	3-5 L
36	Dec 29	Wpg. Jets	6-1 W
37	Jan 2	NY Islanders	1-3 L
38	Jan 5	Que. Nordiques	3-7 L
39	Jan 7	Pittsburgh	9-5 W
40	Jan 9	Montreal	3-5 L
41	Jan 12	Vancouver	6-4 W
42	Jan 16	@ Pittsburgh	4-6 L
43	Jan 17	@ NY Islanders	6-9 L
44	Jan 19	@ Montreal	2-7 L
45	Jan 22	@ Atl. Flames	4-2 W
46	Jan 24	@ Los Angeles	4-5 L
47	Jan 26	@ Edmonton	3-8 L
48	Jan 27	@ Vancouver	5-2 W
49	Jan 30	Detroit	6-4 W
50	Feb 2	Chicago	4-5 L
51	Feb 3	@ Chicago	2-4 L
52	Feb 7	@ Boston	6-8 L
53	Feb 9	Los Angeles	2-7 L
54	Feb 10	@ Detroit	4-1 W
55	Feb 13	Pittsburgh	2-4 L
56	Feb 16	Hfd. Whalers	5-3 W
57	Feb 17	@ NY Rangers	6-4 W
58	Feb 19	@ NY Islanders	6-4 W
59	Feb 20	@ Chicago	2-4 L
60	Feb 23	@ Wpg. Jets	9-3 W
61	Feb 26	@ St. Louis	2-5 L
62	Feb 27	@ Col. Rockies	4-3 W
63	Mar 1	Philadelphia	3-3 T
64	Mar 2	@ Detroit	6-3 W
65	Mar 5	@ Pittsburgh	5-3 W
66	Mar 8	Que. Nordiques	3-2 W
67	Mar 9	@ Que. Nordiques	4-5 L
68	Mar 12	St. Louis	2-3 L
69	Mar 15	NY Rangers	4-8 L
70	Mar 17	Atl. Flames	1-5 L
71	Mar 19	Wpg. Jets	9-1 W
72	Mar 20	@ Philadelphia	3-0 W
73	Mar 22	Buffalo	1-5 L
74	Mar 24	Washington	6-1 W
75	Mar 25	@ Min. North Stars	2-7 L
76	Mar 29	Edmonton	5-8 L
77	Apr 1	@ Hfd. Whalers	5-4 W
78	Apr 2	Boston	2-5 L
79	Apr 5	Min. North Stars	2-1 W
80	Apr 6	@ Buffalo	3-7 L

PLAYER	POS	GP	G	A	PTS	+/-	PIM	PP	SH	GW	S
Darryl Sittler	C	73	40	57	97	3	62	17	1	5	315
Borje Salming	D	74	19	52	71	4	94	4	0	1	222
John Anderson	R	74	25	28	53	5	22	3	0	5	207
Wliff Paiement	R	41	20	28	48	1	72	8	0	2	159
Laurie Boschman	C	80	16	32	48	2	78	2	0	4	99
Rocky Saganuik	R/C	75	24	23	47	-5	52	3	0	4	164
Walt McKechnie	C	54	7	36	43	-6	4	1	0	0	77
Tiger Williams	L	55	22	18	40	-13	197	5	0	1	108
Ian Turnbull	D	75	11	28	39	-23	90	3	0	0	202
Pat Hickey	L	45	22	16	38	1	16	6	0	3	99
Dan Maloney	L	71	17	16	33	-13	102	1	0	1	108
Lanny McDonald	R	35	15	15	30	-1	10	6	0	2	140
Paul Gardner	C	45	11	13	24	-8	10	4	0	1	74
Ron Ellis	R	59	12	11	23	-9	6	0	1	2	55
Terry Martin	L	37	6	15	21	6	2	1	0	2	40
Dave Burrows	D	80	3	16	19	0	42	0	0	0	102
Bill Derlago	C	23	5	12	17	-6	13	1	0	0	45
Rick Vaive	R	22	9	7	16	-4	77	2	0	1	55
Jerry Butler	R	55	7	8	15	-3	29	0	0	1	60
Greg Hotham	D	46	3	10	13	-4	10	0	0	0	46
Richard Mulhern	D	26	0	10	10	-1	11	0	0	0	30
Dave Farrish	D	20	1	8	9	5	30	0	0	0	32
Mike Kaszycki	C	25	4	4	8	-4	10	0	0	0	17
Dave Hutchison	D	31	1	6	7	1	28	0	0	0	21
Joel Quenneville	D	32	1	4	5	-2	24	1	0	0	56
Carl Brewer	D	20	0	5	5	-5	2	0	0	0	11
Bob Stephenson	R	14	2	2	4	-7	4	0	0	0	10
Pat Boutette	C/R	32	0	4	4	-6	17	0	0	0	11
Mike Palmateer	G	38	0	3	3	0	6	0	0	0	0
Pat Ribble	D	13	0	2	2	-9	8	0	0	0	11
Ron Wilson	D	5	0	2	2	-2	2	0	0	0	6
Mark Kirton	C	2	1	0	1	0	2	0	0	0	3
Larry Carriere	D	2	0	1	1	-1	0	0	0	0	1
Paul Harrison	G	30	0	1	1	0	4	0	0	0	0
Bruce Boudreau	C	2	0	0	0	2	2	0	0	0	0
Jiri Crha	G	15	0	0	0	0	4	0	0	0	0
Jimmy Jones	R	1	0	0	0	-1	0	0	0	0	1
Daryl Maggs	D	5	0	0	0	-4	0	0	0	0	7
Curt Ridley	G	3	0	0	0	0	2	0	0	0	0
Vincent Tremblay	G	10	0	0	0	0	0	0	0	0	0

PLAYER	POS	GP	W	L	T/O	GA	GAA	SO	PIM	MIN
Mike Palmateer	G	38	16	14	3	125	3.68	2	6	2039
Paul Harrison	G	30	9	17	2	110	4.42	0	4	1492
Jiri Crha	G	15	8	7	0	50	3.61	0	4	830
Vincent Tremblay	G	10	2	1	0	28	5.11	0	0	329
Curt Ridley	G	3	0	1	0	8	4.36	0	2	110

HOME ARENA
Maple Leaf Gardens (Capacity: 16,485)

PLAYOFF RESULT
Lost Preliminary Round

UNIFORMS





1980-81

1980-81

(28-37-15 / 71 Points / 5th in Adams Division)

GENERAL MANAGER: *Punch Imlach & Harold Ballard (interim)

HEAD COACH: Joe Crozier (13-22-5), Mike Nykoluk (15-15-10)

CAPTAIN: Darryl Sittler

PLAYER	POS	GP	G	A	PTS	+/-	PIM	PP	SH	GW	S
Wilf Paiement	R	77	40	57	97	-7	145	13	3	2	302
Darryl Sittler	C	80	43	53	96	-8	77	14	2	2	267
Bill Derlago	C	80	35	39	74	-11	26	6	0	3	208
Ian Turnbull	D	80	19	47	66	-17	104	8	0	1	262
Borje Salming	D	72	5	61	66	0	154	1	1	1	210
Rick Vaive	R	75	33	29	62	-16	229	8	2	1	195
Pat Hickey	L	72	16	33	49	-16	49	5	0	1	157
John Anderson	R	75	17	26	43	-11	31	2	0	1	142
Dan Maloney	L	65	20	21	41	-10	183	13	0	2	80
Terry Martin	L	69	23	14	37	15	32	1	0	4	111
Laurie Boschman	C	53	14	19	33	-10	178	3	0	4	70
Rocky Saganiuk	R/C	71	12	18	30	-16	52	2	0	3	113
Robert Picard	D	59	6	19	25	-32	68	2	0	0	160
Bruce Boudreau	C	39	10	14	24	-7	18	0	0	0	47
Dave Farrish	D	74	2	18	20	-7	90	1	0	0	110
Ron Seidlbauer	L	21	10	4	14	-3	14	5	0	2	45
Rene Robert	R	14	6	7	13	5	8	1	0	1	43
Vitezslav Duris	D	57	1	12	13	53	0	0	0	0	70
Barry Melrose	D	57	2	5	7	-18	166	0	1	0	39
Ron Ellis	R	27	2	3	5	-1	2	0	0	0	19
Dave Shand	D	47	0	4	4	-14	60	0	0	0	31
Ron Zanussi	R	12	3	0	3	-7	6	0	0	0	15
Stew Gavin	L	14	1	2	3	0	13	0	0	0	13
Greg Hotham	D	11	1	1	2	4	11	0	0	0	8
Mike Kaszycki	C	6	0	2	2	2	2	0	0	0	3
Paul Marshall	L	13	0	2	2	-2	2	0	0	0	8
Bill McCreary	R	12	1	0	1	-6	4	0	0	0	7
Jiri Crha	G	54	0	1	1	0	8	0	0	0	0
Dave Burrows	D	6	0	0	0	-4	2	0	0	0	3
Kim Davis	C	2	0	0	0	0	4	0	0	0	2
Mark Kirton	C	11	0	0	0	-1	0	0	0	0	5
Michel Larocque	G	8	0	0	0	0	0	0	0	0	0
Curt Ridley	G	3	0	0	0	0	2	0	0	0	0
Jim Rutherford	G	18	0	0	0	0	2	0	0	0	0
Vincent Tremblay	G	3	0	0	0	0	0	0	0	0	0

PLAYER	POS	GP	W	L	T/O	GA	GAA	SO	PIM	MIN
Jiri Crha	G	54	20	20	11	211	4.07	0	8	3112
Jim Rutherford	G	18	4	10	2	82	5.12	0	2	961
Michel Larocque	G	8	3	3	2	40	5.22	0	0	460
Vincent Tremblay	G	3	0	3	0	16	6.71	0	0	143
Curt Ridley	G	3	1	1	0	12	5.81	0	2	124

HOME ARENA

Maple Leaf Gardens (Capacity: 16,485)

PLAYOFF RESULT

Lost Preliminary Round

UNIFORMS

HOME



AWAY



GP	DATE	OPPONENT	RESULT
1	Oct 11	NY Rangers	3-8 L
2	Oct 12	@ Philadelphia	4-2 W
3	Oct 15	Detroit	6-4 W
4	Oct 18	Philadelphia	6-2 W
5	Oct 19	@ Buffalo	4-2 W
6	Oct 21	Pittsburgh	8-5 W
7	Oct 23	@ Calgary	5-4 W
8	Oct 25	@ Los Angeles	4-5 L
9	Oct 26	@ Vancouver	5-8 L
10	Oct 29	@ Edmonton	4-4 T
11	Nov 1	Col. Rockies	4-5 L
12	Nov 5	@ Pittsburgh	2-1 W
13	Nov 8	@ Col. Rockies	3-3 T
14	Nov 9	@ Wpg. Jets	7-4 W
15	Nov 12	NY Islanders	2-4 L
16	Nov 15	Edmonton	4-2 W
17	Nov 19	Montreal	4-5 L
18	Nov 22	Los Angeles	2-5 L
19	Nov 23	@ Boston	5-5 T
20	Nov 26	St. Louis	4-6 L
21	Nov 28	@ Washington	2-6 L
22	Nov 29	Washington	3-7 L
23	Dec 3	Pittsburgh	4-4 T
24	Dec 6	Que. Nordiques	4-2 W
25	Dec 7	@ Que. Nordiques	5-4 T
26	Dec 10	Vancouver	5-8 L
27	Dec 11	@ Montreal	2-5 L
28	Dec 13	Buffalo	4-5 L
29	Dec 15	Min. North Stars	6-3 W
30	Dec 17	Min. North Stars	4-2 W
31	Dec 18	@ Detroit	3-5 L
32	Dec 20	Chicago	2-5 L
33	Dec 23	Hfd. Whalers	2-7 L
34	Dec 27	Boston	3-6 L
35	Dec 28	@ Chicago	6-3 W
36	Dec 30	@ St. Louis	3-5 L
37	Jan 3	@ Edmonton	1-4 L
38	Jan 4	@ Calgary	5-8 L
39	Jan 6	@ NY Islanders	3-6 L
40	Jan 7	Wpg. Jets	2-8 L
41	Jan 10	Philadelphia	4-4 T
42	Jan 11	@ NY Rangers	5-3 W
43	Jan 14	Edmonton	4-7 L
44	Jan 17	Montreal	6-5 W
45	Jan 18	@ Wpg. Jets	5-4 W
46	Jan 20	@ Vancouver	2-2 T
47	Jan 22	@ Los Angeles	3-3 T
48	Jan 24	Hfd. Whalers	7-4 W
49	Jan 26	Detroit	2-4 L
50	Jan 28	NY Islanders	4-6 L
51	Jan 30	@ Hfd. Whalers	5-5 T
52	Jan 31	Wpg. Jets	0-2 L
53	Feb 3	@ Detroit	3-5 L
54	Feb 5	@ St. Louis	4-8 L
55	Feb 8	@ Col. Rockies	6-6 T
56	Feb 12	@ Min. North Stars	4-3 W
57	Feb 14	NY Rangers	6-3 W
58	Feb 17	@ NY Islanders	8-5 W
59	Feb 18	@ NY Rangers	3-8 L
60	Feb 21	Min. North Stars	5-3 W
61	Feb 22	@ Chicago	7-4 W
62	Feb 25	Col. Rockies	9-5 W
63	Feb 28	@ Montreal	3-5 L
64	Mar 2	Los Angeles	0-1 L
65	Mar 4	Vancouver	2-5 L
66	Mar 7	Calgary	4-6 L
67	Mar 8	@ Washington	3-7 L
68	Mar 11	Boston	4-4 T
69	Mar 14	Washington	5-3 W
70	Mar 15	@ Philadelphia	4-4 T
71	Mar 18	St. Louis	6-2 W
72	Mar 19	@ Buffalo	4-14 L
73	Mar 21	Buffalo	2-6 L
74	Mar 22	@ Hfd. Whalers	3-3 T
75	Mar 25	@ Pittsburgh	2-5 L
76	Mar 26	@ Boston	3-2 W
77	Mar 28	Calgary	9-5 W
78	Apr 1	Chicago	2-2 T
79	Apr 4	Que. Nordiques	5-5 T
80	Apr 5	@ Que. Nordiques	4-2 W

* Punch Imlach suffered a heart attack during training camp and Harold Ballard served as acting GM for the majority of the season.



1981-82

(20-44-16 / 56 Points / 5th in Norris Division)

GENERAL MANAGER: Gerry McNamara

HEAD COACH: Mike Nykoluk

CAPTAIN: Darryl Sittler (Oct. - Jan. 5), Rick Vaive (Jan. 6 - Apr.)

PLAYER	POS	GP	G	A	PTS	+/-	PIM	PP	SH	GW	S
Rick Vaive	R	77	54	35	89	12	157	12	5	6	267
Bill Derlago	C	75	34	50	84	5	42	6	0	2	198
Wlff Paiement	R	69	18	40	58	-21	203	6	1	1	186
John Anderson	R	69	31	26	57	8	30	7	0	3	191
Borje Salming	D	69	12	44	56	4	170	1	0	0	175
Bob Manno	D	72	9	41	50	5	67	3	1	0	108
Terry Martin	L	72	25	24	49	-18	39	4	0	1	133
Darryl Sittler	C	38	18	20	38	-14	24	5	2	0	127
Rene Robert	R	55	13	24	37	-11	37	2	0	1	120
Rocky Saganiuk	R/C	65	17	16	33	-16	49	0	0	1	100
Jim Benning	D	74	7	24	31	-27	46	2	0	0	90
Laurie Boschman	C	54	9	19	28	-3	150	1	0	1	64
Norm Aubin	C	43	14	12	26	-16	22	3	0	1	62
Dan Maloney	L	44	8	7	15	-11	71	1	0	0	60
Fred Boimistruck	D	57	2	11	13	9	32	0	0	1	48
Stew Gavin	L	38	5	6	11	-6	29	1	0	0	66
Bob McGill	D	68	1	10	11	-9	263	0	0	0	34
Miroslav Frycer	R	10	4	6	10	-7	31	1	0	2	23
Don Luce	C	39	4	4	8	-7	32	0	1	0	36
Ron Zanussi	R	43	0	8	8	-4	14	0	0	0	25
Walt Poddubny	L	11	3	4	7	0	8	1	0	0	22
Barry Melrose	D	64	1	5	6	-26	186	0	0	0	45
Fred Perlini	C	7	2	3	5	-2	0	1	0	0	12
Paul Marshall	L	10	2	2	4	-4	2	1	0	0	14
Trevor Johansen	D	13	1	3	4	-16	4	0	0	0	14
Jim Korn	D/L	11	1	3	4	1	44	0	0	0	10
Michel Larocque	G	50	0	3	3	0	2	0	0	0	0
Gary Yaremchuk	C	18	0	3	3	-7	10	0	0	0	6
Billy Harris	R	20	2	0	2	-16	4	0	0	0	21
Ernie Godden	C	5	1	1	2	1	6	0	0	0	5
Bruce Boudreau	C	12	0	2	2	-6	6	0	0	0	5
John Gibson	D	27	0	2	2	-13	67	0	0	0	31
Vincent Tremblay	G	40	0	2	2	0	2	0	0	0	0
Ian Turnbull	D	12	0	2	2	-4	8	0	0	0	26
Pat Hickey	L	1	0	0	0	0	0	0	0	0	0
Paul Higgins	R	3	0	0	0	-1	17	0	0	0	0
Greg Hotham	D	3	0	0	0	-5	0	0	0	0	4
Darwin McCutcheon	D	1	0	0	0	-1	2	0	0	0	0
Craig Muni	D	3	0	0	0	-4	2	0	0	0	0
Bob Parent	G	2	0	0	0	0	0	0	0	0	0

PLAYER	POS	GP	W	L	T/O	GA	GAA	SO	PIM	MIN
Michel Larocque	G	50	10	24	8	207	4.69	0	2	2647
Vincent Tremblay	G	40	10	18	8	153	4.52	1	2	2033
Bob Parent	G	2	0	2	0	13	6.50	0	0	120

HOME ARENA

Maple Leaf Gardens (Capacity: 16,485)

PLAYOFF RESULT

Out of Playoffs

UNIFORMS

HOME

AWAY



GP	DATE	OPPONENT	RESULT
1	Oct 6	@ Wpg. Jets	6-1W
2	Oct 8	@ Min. North Stars	3-3T
3	Oct 10	Chicago	9-8W
4	Oct 14	Min. North Stars	1-2L
5	Oct 17	@ Que. Nordiques	4-6L
6	Oct 21	Col. Rockies	4-4T
7	Oct 23	Buffalo	2-6L
8	Oct 24	NY Rangers	3-5L
9	Oct 27	@ St. Louis	5-7L
10	Oct 28	@ Pittsburgh	5-3W
11	Oct 31	Wpg. Jets	5-6L
12	Nov 1	@ Chicago	4-9L
13	Nov 4	@ Edmonton	4-6L
14	Nov 6	@ Col. Rockies	4-4T
15	Nov 7	@ Los Angeles	9-4W
16	Nov 11	NY Islanders	3-4L
17	Nov 14	Philadelphia	4-0W
18	Nov 18	@ Hfd. Whalers	5-8L
19	Nov 20	@ Pittsburgh	3-3T
20	Nov 21	Boston	3-5L
21	Nov 24	@ Philadelphia	3-6L
22	Nov 25	@ NY Rangers	3-3T
23	Nov 28	Buffalo	4-4T
24	Nov 29	@ Detroit	6-3W
25	Dec 2	Hfd. Whalers	3-5L
26	Dec 5	Washington	9-4W
27	Dec 9	Wpg. Jets	3-3T
28	Dec 11	@ Washington	2-11L
29	Dec 12	Montreal	2-6L
30	Dec 16	@ Vancouver	6-6T
31	Dec 19	@ Wpg. Jets	8-4W
32	Dec 20	@ Chicago	3-1W
33	Dec 23	Pittsburgh	4-4T
34	Dec 26	Detroit	8-3W
35	Dec 27	@ Hfd. Whalers	3-7L
36	Dec 30	St. Louis	4-6L
37	Dec 31	@ Detroit	5-2W
38	Jan 2	Min. North Stars	2-6L
39	Jan 6	@ Min. North Stars	3-3T
40	Jan 7	@ Calgary	4-4T
41	Jan 9	Los Angeles	5-3W
42	Jan 11	@ Boston	2-5L
43	Jan 13	Col. Rockies	2-1W
44	Jan 15	@ Buffalo	2-8L
45	Jan 16	Edmonton	7-1W
46	Jan 18	NY Rangers	6-2W
47	Jan 20	Calgary	4-4T
48	Jan 21	@ Boston	2-4L
49	Jan 23	@ St. Louis	2-6L
50	Jan 25	Min. North Stars	2-9L
51	Jan 27	Wpg. Jets	3-4L
52	Jan 30	Que. Nordiques	2-2T
53	Jan 31	@ Chicago	5-2W
54	Feb 3	@ Vancouver	1-3L
55	Feb 6	@ Edmonton	1-5L
56	Feb 7	@ Calgary	2-8L
57	Feb 10	Vancouver	1-4L
58	Feb 13	Chicago	4-6L
59	Feb 15	Min. North Stars	3-3T
60	Feb 17	Detroit	3-3T
61	Feb 18	@ Detroit	3-4L
62	Feb 20	St. Louis	8-5W
63	Feb 23	@ St. Louis	2-3L
64	Feb 24	@ Min. North Stars	5-7L
65	Feb 27	@ Montreal	3-3T
66	Mar 1	NY Islanders	5-9L
67	Mar 3	Los Angeles	1-4L
68	Mar 4	@ NY Islanders	1-10L
69	Mar 6	Montreal	1-6L
70	Mar 10	Chicago	6-7L
71	Mar 13	Wpg. Jets	2-10L
72	Mar 17	Que. Nordiques	6-3W
73	Mar 20	@ Wpg. Jets	0-7L
74	Mar 22	Chicago	8-5W
75	Mar 24	St. Louis	4-3W
76	Mar 27	Detroit	1-2L
77	Mar 28	@ Detroit	4-6L
78	Mar 30	@ St. Louis	3-5L
79	Apr 3	Washington	4-6L
80	Apr 4	@ Philadelphia	1-7L



1982-83

1982-83

(28-40-12 / 68 Points / 3rd in Norris Division)

GENERAL MANAGER: Gerry McNamara

HEAD COACH: Mike Nykoluk

CAPTAIN: Rick Vaive

PLAYER	POS	GP	G	A	PTS	+/-	PIM	PP	SH	GW	S
John Anderson	R	80	31	49	80	-6	24	9	0	6	199
Rick Vaive	R	78	51	28	79	-13	105	18	3	8	296
Peter Ilnacac	C	80	28	38	66	6	44	6	0	2	162
Walt Poddubny	L	72	28	31	59	8	71	9	0	3	163
Miroslav Frycer	R	67	25	30	55	2	90	5	0	4	133
Dan Daoust	C	48	18	33	51	-1	31	9	0	0	119
Borje Salming	D	69	7	38	45	-3	104	2	1	0	110
Bill Derlago	C	58	13	24	37	-19	27	5	0	1	135
Greg Terrion	L	74	16	16	32	-3	59	0	3	1	73
Billy Harris	R	76	11	19	30	-15	26	0	1	0	83
Jim Korn	D/L	80	8	21	29	-27	236	0	3	1	101
Gaston Gingras	D	45	10	18	28	7	10	4	0	1	95
Dave Farrish	D	56	4	24	28	1	38	3	0	0	91
Terry Martin	L	76	14	13	27	-29	28	3	1	0	95
Jim Benning	D	74	5	17	22	-8	47	3	0	0	68
Frank Nigro	C	51	6	15	21	-1	23	1	0	0	77
Mike Kaszycki	C	22	1	13	14	0	10	0	0	0	19
Stew Gavin	L	63	6	5	11	-7	44	0	0	0	77
Vitezslav Duris	D	32	2	8	10	3	12	0	1	0	48
Barry Melrose	D	52	2	5	7	-16	68	0	0	0	25
Norm Aubin	C	26	4	1	5	-9	8	2	0	1	18
Fred Boimistruck	D	26	2	3	5	-3	13	0	0	0	26
Russ Adam	C	8	1	2	3	-3	11	0	0	0	4
Gary Nylund	D	16	0	3	3	0	16	0	0	0	12
Mike Palmateer	G	53	0	3	3	0	17	0	0	0	0
Serge Boisvert	R	17	0	2	2	-10	4	0	0	0	18
Marc Magnan	L	4	0	1	1	0	5	0	0	0	1
Craig Muni	D	2	0	1	1	-3	0	0	0	0	2
Dave Shand	D	1	0	1	1	2	2	0	0	0	0
Reid Bailey	D	1	0	0	0	-2	2	0	0	0	0
Paul Higgins	R	22	0	0	0	-3	135	0	0	0	1
Michel Larocque	G	16	0	0	0	0	0	0	0	0	0
Bob McGill	D	30	0	0	0	-24	146	0	0	0	13
Bob Parent	G	1	0	0	0	0	0	0	0	0	0
Rocky Saganuik	R/C	3	0	0	0	-3	2	0	0	0	0
Rick St. Croix	G	17	0	0	0	0	0	0	0	0	0
Ken Strong	L	2	0	0	0	0	0	0	0	0	2
Vincent Tremblay	G	1	0	0	0	0	0	0	0	0	0
Leigh Verstraete	R	3	0	0	0	0	5	0	0	0	0
Rod Willard	L	1	0	0	0	-1	0	0	0	0	2
Gary Yaremchuk	C	3	0	0	0	-1	2	0	0	0	3

PLAYER	POS	GP	W	L	T/O	GA	GAA	SO	PIM	MIN
Mike Palmateer	G	53	21	23	7	197	3.99	0	17	2965
Rick St. Croix	G	17	4	9	2	58	3.78	0	0	920
Michel Larocque	G	16	3	8	3	68	4.89	0	0	835
Bob Parent	G	1	0	0	0	2	3.00	0	0	40
Vincent Tremblay	G	1	0	0	0	2	3.00	0	0	40

HOME ARENA

Maple Leaf Gardens (Capacity: 16,382)

PLAYOFF RESULT

Lost Division Semi-Final

UNIFORMS

HOME

AWAY



GP	DATE	OPPONENT	RESULT
1	Oct 6	@ Chicago	3-3 T
2	Oct 7	@ St. Louis	2-3 L
3	Oct 9	@ New Jersey	5-5 T
4	Oct 13	@ Washington	3-5 L
5	Oct 14	@ Min. North Stars	2-6 L
6	Oct 16	@ Chicago	2-3 L
7	Oct 20	@ Min. North Stars	5-5 W
8	Oct 23	@ Calgary	5-5 T
9	Oct 26	@ Que. Nordiques	4-9 L
10	Oct 27	@ Boston	4-1 W
11	Oct 30	@ Buffalo	3-3 T
12	Nov 3	@ Los Angeles	2-6 L
13	Nov 6	@ St. Louis	3-3 T
14	Nov 7	@ Chicago	3-7 L
15	Nov 10	@ Detroit	8-2 W
16	Nov 13	@ Min. North Stars	4-3 W
17	Nov 17	@ NY Rangers	1-6 L
18	Nov 20	@ NY Rangers	3-6 L
19	Nov 24	@ Pittsburgh	3-4 L
20	Nov 26	@ Washington	3-5 L
21	Nov 27	@ Wpg. Jets	3-6 L
22	Dec 1	@ New Jersey	3-7 L
23	Dec 4	@ NY Islanders	4-1 W
24	Dec 5	@ NY Rangers	5-6 L
25	Dec 7	@ NY Islanders	3-6 L
26	Dec 8	@ Vancouver	3-7 L
27	Dec 11	@ Detroit	2-6 L
28	Dec 14	@ Que. Nordiques	4-4 T
29	Dec 15	@ St. Louis	2-4 L
30	Dec 18	@ Chicago	5-8 L
31	Dec 22	@ Chicago	3-4 L
32	Dec 23	@ St. Louis	3-7 L
33	Dec 28	@ Montreal	4-4 T
34	Dec 29	@ Montreal	6-5 W
35	Jan 1	@ Hfd. Whalers	7-5 W
36	Jan 2	@ Detroit	6-3 W
37	Jan 5	@ New Jersey	4-4 T
38	Jan 6	@ Washington	3-1 W
39	Jan 8	@ Los Angeles	7-5 W
40	Jan 12	@ Boston	4-6 L
41	Jan 13	@ Min. North Stars	1-2 L
42	Jan 15	@ Detroit	3-4 L
43	Jan 17	@ St. Louis	4-4 T
44	Jan 19	@ Wpg. Jets	3-6 L
45	Jan 22	@ Chicago	2-3 L
46	Jan 24	@ Pittsburgh	8-2 W
47	Jan 26	@ Edmonton	6-6 T
48	Jan 27	@ Calgary	1-3 L
49	Jan 29	@ Buffalo	5-3 W
50	Jan 31	@ Min. North Stars	2-4 L
51	Feb 2	@ Hfd. Whalers	7-1 W
52	Feb 5	@ Vancouver	6-4 W
53	Feb 6	@ Detroit	0-3 L
54	Feb 13	@ Hfd. Whalers	3-5 L
55	Feb 16	@ St. Louis	6-3 W
56	Feb 17	@ St. Louis	6-3 W
57	Feb 19	@ Calgary	5-3 W
58	Feb 21	@ Pittsburgh	4-2 W
59	Feb 23	@ Min. North Stars	3-2 W
60	Feb 25	@ Vancouver	4-1 W
61	Feb 26	@ Los Angeles	2-6 L
62	Feb 28	@ Boston	3-6 L
63	Mar 2	@ Philadelphia	2-2 T
64	Mar 3	@ NY Islanders	1-5 L
65	Mar 5	@ Edmonton	3-6 L
66	Mar 8	@ Montreal	3-3 T
67	Mar 9	@ St. Louis	5-2 W
68	Mar 12	@ Chicago	4-2 W
69	Mar 13	@ Detroit	5-2 W
70	Mar 16	@ Detroit	3-4 L
71	Mar 18	@ Wpg. Jets	3-7 L
72	Mar 20	@ Chicago	3-7 L
73	Mar 21	@ Edmonton	1-4 L
74	Mar 23	@ Min. North Stars	6-3 W
75	Mar 24	@ Philadelphia	4-7 L
76	Mar 26	@ Que. Nordiques	2-1 W
77	Mar 29	@ Min. North Stars	4-2 W
78	Mar 30	@ Detroit	4-2 W
79	Apr 2	@ Philadelphia	3-6 L
80	Apr 3	@ Buffalo	4-3 W



1983-84

(26-45-9 / 61 Points / 5th in Norris Division)

GENERAL MANAGER: Gerry McNamara

HEAD COACH: Mike Nykoluk

CAPTAIN: Rick Vaive

PLAYER	POS	GP	G	A	PTS	+/-	PIM	PP	SH	GW	S
Rick Vaive	R	76	52	41	93	-12	114	17	0	6	261
Dan Daoust	C	78	18	56	74	-16	88	8	0	1	154
John Anderson	R	73	37	31	68	-12	22	14	0	5	192
Bill Derlago	C	79	40	20	60	-8	50	8	2	3	210
Jim Benning	D	79	12	39	51	-4	66	6	0	1	136
Dale McCourt	C	72	19	24	43	-16	10	8	2	1	98
Borje Salming	D	68	5	38	43	-34	92	2	1	0	160
Greg Terrion	L	79	15	24	39	-6	36	0	2	2	92
Stew Gavin	L	80	10	22	32	-6	90	0	1	3	96
Gaston Gingras	D	59	7	20	27	-30	16	4	0	0	125
Jim Korn	D/L	65	12	14	26	-33	257	0	0	1	94
Miroslav Frycer	R	47	10	16	26	-24	55	1	0	2	78
Terry Martin	L	63	15	10	25	-8	51	2	2	1	62
Walt Poddubny	L	38	11	14	25	-13	48	4	0	0	77
Peter Ihnacak	C	47	10	13	23	-21	24	5	0	0	76
Dave Farrish	D	59	4	19	23	-13	57	1	0	0	77
Bill Stewart	D	56	2	17	19	-1	116	0	0	0	42
Billy Harris	R	50	7	10	17	-20	14	0	0	0	68
Gary Nylund	D	47	2	14	16	-27	103	0	0	0	71
Gary Leeman	D	52	4	8	12	-14	31	1	0	0	41
Russ Courtman	R	14	3	9	12	0	6	1	0	0	29
Pat Graham	L	41	4	4	8	-9	65	0	0	0	46
Frank Nigro	C	17	2	3	5	-4	16	0	0	0	18
Rick Costello	C	10	2	1	3	-5	2	1	0	0	7
Dave Hutchison	D	47	0	3	3	5	137	0	0	0	16
Bob McGill	D	11	0	2	2	1	51	0	0	0	3
Mike Palmateer	G	34	0	2	2	0	28	0	0	0	0
Ken Strong	L	2	0	2	2	0	2	0	0	0	3
Allan Bester	G	32	0	0	0	0	6	0	0	0	0
Greg Britz	R	6	0	0	0	-1	2	0	0	0	1
Bruce Dowie	G	2	0	0	0	0	0	0	0	0	0
Basil McRae	L	3	0	0	0	-3	19	0	0	0	7
Fred Perlini	C	1	0	0	0	0	0	0	0	0	0
Rick St. Croix	G	20	0	0	0	0	0	0	0	0	0
Ken Wregget	G	3	0	0	0	0	0	0	0	0	0
Gary Yaremchuk	C	1	0	0	0	-1	0	0	0	0	1

PLAYER	POS	GP	W	L	T/O	GA	SV%	GAA	SO	PIM	MIN
Allan Bester	G	32	11	16	4	134	.883	4.35	0	6	1848
Mike Palmateer	G	34	9	17	4	149	.849	4.88	0	28	1831
Rick St. Croix	G	20	5	10	0	80	.849	5.11	0	0	939
Ken Wregget	G	3	1	1	1	14	.891	5.09	0	0	165
Bruce Dowie	G	2	0	1	0	4	.907	3.33	0	0	72

HOME ARENA

Maple Leaf Gardens (Capacity: 16,382)

PLAYOFF RESULT

Out of Playoffs

UNIFORMS

HOME

AWAY



PATCH



Toronto's 50th Birthday

GP	DATE	OPPONENT	RESULT
1	Oct 5	@ Edmonton	4-5 L
2	Oct 8	@ Los Angeles	6-3 W
3	Oct 9	@ Vancouver	4-7 L
4	Oct 12	Buffalo	4-4 T*
5	Oct 15	Chicago	10-8 W
6	Oct 16	@ New Jersey	4-1 W
7	Oct 19	Que. Nordiques	1-8 L
8	Oct 22	Montreal	5-3 W
9	Oct 23	@ Philadelphia	5-8 L
10	Oct 26	Edmonton	8-3 W
11	Oct 28	@ NY Rangers	5-3 W
12	Oct 29	Los Angeles	5-5 T
13	Nov 2	@ Min. North Stars	5-8 L
14	Nov 4	@ Wpg. Jets	2-8 L
15	Nov 5	@ Calgary	3-5 L
16	Nov 9	New Jersey	2-1 W
17	Nov 11	@ Buffalo	1-3 L
18	Nov 12	Philadelphia	3-5 L
19	Nov 16	@ Pittsburgh	3-2 W
20	Nov 17	@ Boston	1-4 L
21	Nov 19	Detroit	5-4 W
22	Nov 22	@ St. Louis	4-7 L
23	Nov 23	@ Min. North Stars	6-4 W
24	Nov 26	Min. North Stars	6-7 L (OT)
25	Nov 30	@ Detroit	5-3 W
26	Dec 3	Vancouver	5-5 T
27	Dec 7	St. Louis	3-4 L
28	Dec 8	@ Hfd. Whalers	8-3 W
29	Dec 10	Calgary	3-6 T
30	Dec 14	Wpg. Jets	4-8 L
31	Dec 17	Washington	1-3 L
32	Dec 18	Pittsburgh	3-3 T
33	Dec 21	St. Louis	5-4 W
34	Dec 23	@ Detroit	2-9 L
35	Dec 26	Detroit	6-2 W
36	Dec 28	@ Min. North Stars	6-8 L
37	Dec 29	@ St. Louis	1-3 L
38	Dec 31	Los Angeles	5-3 W
39	Jan 3	@ St. Louis	3-8 L
40	Jan 4	@ Chicago	1-5 L
41	Jan 7	@ Que. Nordiques	2-4 L
42	Jan 8	St. Louis	2-5 L
43	Jan 11	Montreal	4-6 L
44	Jan 12	@ Min. North Stars	4-5 L (OT)
45	Jan 14	Chicago	2-2 T
46	Jan 18	Min. North Stars	9-4 W
47	Jan 21	NY Rangers	3-6 L
48	Jan 23	Chicago	2-6 L
49	Jan 24	@ St. Louis	3-6 L
50	Jan 27	Washington	1-6 L
51	Jan 28	Washington	0-8 L
52	Feb 1	@ Chicago	2-7 L
53	Feb 4	@ Detroit	6-3 W
54	Feb 5	@ Philadelphia	0-7 L
55	Feb 8	Boston	6-4 W
56	Feb 9	@ Boston	6-3 W
57	Feb 11	Que. Nordiques	5-2 W
58	Feb 13	NY Islanders	3-1 W
59	Feb 15	Min. North Stars	1-3 L
60	Feb 18	Hfd. Whalers	2-8 L
61	Feb 19	Detroit	2-6 L
62	Feb 21	@ Calgary	2-2 T
63	Feb 25	@ Edmonton	3-8 L
64	Feb 26	@ Vancouver	4-4 T
65	Feb 29	NY Rangers	3-1 W
66	Mar 3	NY Islanders	6-11 L
67	Mar 4	@ Chicago	4-5 L
68	Mar 7	New Jersey	5-4 W
69	Mar 8	@ NY Islanders	8-9 L
70	Mar 10	Detroit	4-3 W (OT)
71	Mar 12	Wpg. Jets	7-8 L (OT)
72	Mar 14	Min. North Stars	3-3 T
73	Mar 15	@ Hfd. Whalers	3-5 L
74	Mar 17	@ Montreal	1-6 L
75	Mar 21	@ Pittsburgh	1-3 L
76	Mar 24	Chicago	7-3 W
77	Mar 25	@ Chicago	4-5 L
78	Mar 28	@ Detroit	2-4 L
79	Mar 31	St. Louis	6-4 W
80	Apr 1	@ Buffalo	2-4 L

*From 1983-84 to 1998-99, five minutes of sudden-death overtime was played in games that were tied after regulation.



1984-85

1984-85

(20-52-8 / 48 Points / 5th in Norris Division)

GENERAL MANAGER: Gerry McNamara

HEAD COACH: Dan Maloney

CAPTAIN: Rick Vaive

PLAYER	POS	GP	G	A	PTS	+/-	PIM	PP	SH	GW	S
Rick Vaive	R	72	35	33	68	-26	112	13	0	2	258
John Anderson	R	75	32	31	63	-20	27	14	1	5	194
Bill Derlago	C	62	31	31	62	-15	21	7	5	4	147
Miroslav Frycer	R	65	25	30	55	-7	55	5	0	1	182
Dan Daoust	C	79	17	37	54	-27	98	1	3	2	141
Peter Ilnacac	C	70	22	22	44	-26	24	8	0	1	115
Jim Benning	D	80	9	35	44	-39	55	6	0	2	160
Borje Salming	D	73	6	33	39	-26	76	3	0	0	181
Greg Terrion	L	72	14	17	31	-15	20	1	4	0	91
Gary Leeman	D/R	53	5	26	31	-12	72	3	0	0	88
Stew Gavin	L	73	12	13	25	-22	38	0	0	0	148
Russ Courtnall	R	69	12	10	22	-23	44	0	2	1	130
Al Iafrate	D	68	5	16	21	-19	51	3	0	0	88
Walt Poddubny	L	32	5	15	20	1	26	1	0	0	51
Gary Nylund	D	76	3	17	20	-37	99	0	0	0	61
Jeff Brubaker	L	68	8	4	12	-18	209	2	0	1	39
Jim Korn	D/L	41	5	5	10	-17	171	2	0	1	48
Bill Kitchen	D	29	1	4	5	-6	27	0	0	0	21
Bob McGill	D	72	0	5	5	0	250	0	0	0	22
Ken Strong	L	11	2	0	2	-3	4	0	0	0	19
Bill Root	D	35	1	1	2	-25	23	0	0	0	34
Steve Thomas	L	18	1	1	2	-13	2	0	0	0	26
Gary Varemchuk	C	12	1	1	2	-7	16	0	0	0	7
Tim Bernhardt	G	37	0	2	2	0	4	0	0	0	0
Gaston Gingras	D	5	0	2	2	-7	0	0	0	0	17
Bill Stewart	D	27	0	2	2	-3	32	0	0	0	9
Todd Gill	D	10	1	0	1	-1	13	0	0	0	9
Allan Bester	G	15	0	1	1	0	4	0	0	0	0
Jeff Jackson	L	17	0	1	1	-4	24	0	0	0	12
Wes Jarvis	C	26	0	1	1	-6	2	0	0	0	12
Ken Wregget	G	23	0	1	1	0	10	0	0	0	0
Greg Britz	R	1	0	0	0	0	2	0	0	0	0
Larry Landon	R	7	0	0	0	-4	2	0	0	0	5
Derek Laxdal	R	3	0	0	0	1	6	0	0	0	3
Basil McRae	L	1	0	0	0	0	0	0	0	0	0
Craig Muni	D	8	0	0	0	0	0	0	0	0	1
Cam Plante	D	2	0	0	0	0	0	0	0	0	0
Rick St. Croix	G	12	0	0	0	0	0	0	0	0	0
Leigh Verstraete	R	2	0	0	0	0	0	0	0	0	2

PLAYER	POS	GP	W	L	T/O	GAA	SV%	GAA	SO	PIM	MIN
Tim Bernhardt	G	37	13	19	4	136	.877	3.74	0	4	2182
Ken Wregget	G	23	2	15	3	103	.863	4.84	0	10	1278
Allan Bester	G	15	3	9	1	54	.874	4.22	1	4	767
Rick St. Croix	G	11	2	9	0	54	.828	5.16	0	0	628

HOME ARENA

Maple Leaf Gardens (Capacity: 16,382)

PLAYOFF RESULTS

Out of Playoffs

UNIFORMS

HOME

AWAY



GP	DATE	OPPONENT	RESULT
1	Oct 11	@ Min. North Stars	1-0 W (OT)
2	Oct 13	Buffalo	4-3 W (OT)
3	Oct 14	@ Wpg. Jets	2-5 L
4	Oct 17	Hfd. Whalers	3-5 L
5	Oct 19	@ New Jersey	1-4 L
6	Oct 20	Que. Nordiques	3-12 L
7	Oct 24	Detroit	6-1 W
8	Oct 26	@ Que. Nordiques	2-2 T
9	Oct 27	Calgary	3-5 L
10	Oct 31	@ St. Louis	5-6 L (OT)
11	Nov 3	@ Los Angeles	0-7 L
12	Nov 5	@ Min. North Stars	3-5 L
13	Nov 7	Vancouver	4-4 T
14	Nov 10	Chicago	4-4 T
15	Nov 11	Min. North Stars	6-7 L
16	Nov 14	Los Angeles	3-4 L
17	Nov 17	Wpg. Jets	3-5 L
18	Nov 19	@ Montreal	6-4 W
19	Nov 21	@ Min. North Stars	1-7 L
20	Nov 23	@ Detroit	5-6 L
21	Nov 24	Min. North Stars	2-4 L
22	Nov 27	Edmonton	1-7 L
23	Nov 30	@ NY Rangers	3-3 T
24	Dec 1	NY Rangers	1-4 L
25	Dec 4	@ Detroit	6-7 L
26	Dec 5	Detroit	2-4 L
27	Dec 8	@ St. Louis	3-3 T
28	Dec 9	@ Chicago	2-7 L
29	Dec 12	Philadelphia	6-3 W
30	Dec 14	@ Wpg. Jets	4-6 L
31	Dec 15	Pittsburgh	2-5 L
32	Dec 17	St. Louis	2-3 L
33	Dec 21	@ Chicago	3-4 L
34	Dec 22	Boston	6-4 W
35	Dec 26	@ Buffalo	0-6 L
36	Dec 27	@ New Jersey	1-4 L
37	Dec 29	Chicago	4-5 L
38	Jan 2	Pittsburgh	1-2 L
39	Jan 5	Vancouver	1-4 L
40	Jan 7	Hfd. Whalers	4-7 L
41	Jan 9	Boston	3-5 L
42	Jan 13	@ Vancouver	5-3 W
43	Jan 16	@ Los Angeles	4-3 W
44	Jan 19	St. Louis	6-1 W
45	Jan 22	@ Que. Nordiques	2-2 T
46	Jan 24	@ NY Islanders	1-4 L
47	Jan 26	Chicago	2-5 L
48	Jan 27	@ Chicago	6-2 W
49	Jan 30	@ Pittsburgh	6-5 W
50	Feb 1	@ Washington	3-3 T
51	Feb 2	Min. North Stars	2-5 L
52	Feb 5	Washington	1-4 L
53	Feb 6	@ Chicago	2-3 L
54	Feb 9	@ Montreal	6-2 W
55	Feb 10	Montreal	3-2 W (OT)
56	Feb 14	@ St. Louis	3-5 L
57	Feb 16	New Jersey	3-6 L
58	Feb 17	@ Hfd. Whalers	5-4 W (OT)
59	Feb 19	Edmonton	4-9 L
60	Feb 21	@ Philadelphia	1-4 L
61	Feb 23	@ Detroit	4-2 W
62	Feb 25	Chicago	3-4 L (OT)
63	Feb 27	Min. North Stars	6-1 W
64	Mar 2	NY Islanders	4-2 W
65	Mar 5	@ St. Louis	2-7 L
66	Mar 6	Detroit	3-5 L
67	Mar 9	@ NY Islanders	2-4 L
68	Mar 13	Calgary	3-5 L
69	Mar 14	@ Washington	0-4 L
70	Mar 16	Philadelphia	1-6 L
71	Mar 18	St. Louis	4-3 W (OT)
72	Mar 20	@ Calgary	4-7 L
73	Mar 22	@ Edmonton	3-3 T
74	Mar 24	@ Detroit	5-3 W
75	Mar 27	St. Louis	4-2 W
76	Mar 30	Detroit	3-9 L
77	Mar 31	@ NY Rangers	5-7 L
78	Apr 3	@ Min. North Stars	7-9 L
79	Apr 6	Buffalo	2-5 L
80	Apr 7	@ Boston	1-5 L



1985-86

(25-48-7 / 57 Points / 4th in Norris Division)

GENERAL MANAGER: Gerry McNamara

HEAD COACH: Dan Maloney

CAPTAIN: Rick Vaive (Oct. - Feb. 22), None (Feb. 22 - Apr.)

PLAYER	POS	GP	G	A	PTS	+/-	PIM	PP	SH	GW	S
Tyrosyl Frycer	R	73	32	43	75	-24	74	7	0	3	201
Mom Fergus	C	78	31	42	73	-24	64	3	2	3	168
Rick Vaive	R	61	33	31	64	-19	85	12	0	1	225
Russ Courttnall	R	73	22	38	60	0	52	3	1	4	203
Steve Thomas	L	65	20	37	57	-15	36	5	0	5	197
Marian Stastny	R	70	23	30	53	-6	21	7	0	0	132
Wendel Clark	L/D	66	34	11	45	-27	227	4	0	3	164
Peter Ihnacak	C	63	18	27	45	-9	16	5	0	1	96
Walt Poddubny	L	33	12	22	34	6	25	5	0	1	76
Al Iafraite	D	65	8	25	33	-10	40	2	0	2	94
Greg Terrion	L	76	10	22	32	-5	31	0	2	1	105
Gary Leeman	R	53	9	23	32	-1	20	1	1	0	123
Brad Maxwell	D	52	8	18	26	-27	108	4	0	0	93
Dan Hodgson	C	40	13	12	25	-5	12	2	0	0	54
Jim Benning	D	52	4	21	25	-4	71	2	0	0	76
Bojje Salming	D	41	7	15	22	-7	48	3	1	1	71
Brad Smith	R	42	5	17	22	-8	84	0	0	0	46
Dan Daoust	C	80	7	13	20	-21	88	1	0	0	92
Gary Nylund	D	79	2	16	18	-32	180	0	0	0	84
Chris Kotsopoulos	D	61	6	11	17	-5	83	0	0	0	69
Gary McAdam	L	15	1	6	7	-11	0	0	0	0	9
Miroslav Ihnacak	L	21	2	4	6	-6	27	1	0	0	25
Bob McGill	D	61	1	4	5	-17	141	0	0	0	28
Todd Gill	D	15	1	2	3	0	28	0	0	0	9
Jeff Jackson	L	5	1	2	3	3	2	0	0	0	2
Wes Jarvis	C	2	1	0	1	-1	2	0	0	0	2
Tim Bernhardt	G	23	0	1	1	0	0	0	0	0	0
Rich Costello	C	2	0	1	1	0	0	0	0	0	2
Craig Muni	D	6	0	1	1	-3	4	0	0	0	2
Bill Root	D	27	0	1	1	-8	29	0	0	0	34
Blake Wesley	D	27	0	1	1	-4	21	0	0	0	11
Allan Bester	G	1	0	0	0	0	0	0	0	0	0
Jeff Brubaker	L	21	0	0	0	0	67	0	0	0	8
Bill Derlago	C	1	0	0	0	0	0	0	0	0	2
Don Edwards	G	38	0	0	0	0	4	0	0	0	0
Rod Schutt	L	6	0	0	0	-2	0	0	0	0	2
Ken Wregget	G	30	0	0	0	0	16	0	0	0	0

PLAYER	POS	GP	W	L	T/O	GA	SV%	GAA	SO	PIM	MIN
Don Edwards	G	38	12	23	0	160	.860	4.78	0	4	2009
Ken Wregget	G	30	9	13	4	113	.875	5.33	0	16	1566
Tim Bernhardt	G	23	4	12	3	107	.853	5.07	0	0	1266
Allan Bester	G	1	0	0	0	2	.600	6.00	0	0	20

HOME ARENA

Maple Leaf Gardens (Capacity: 16,382)

PLAYOFF RESULT

Lost Division Final

UNIFORMS

HOME

AWAY



GP	DATE	OPPONENT	RESULT
1	Oct 10	@ Boston	1-3 L
2	Oct 12	Que. Nordiques	0-4 L
3	Oct 13	@ Chicago	5-1 W
4	Oct 16	Washington	5-6 L (OT)
5	Oct 19	Wpg. Jets	3-4 L
6	Oct 23	Pittsburgh	4-5 L
7	Oct 24	@ Pittsburgh	4-6 L
8	Oct 26	Min. North Stars	5-7 L
9	Oct 30	@ Vancouver	3-5 L
10	Nov 2	@ Calgary	2-4 L
11	Nov 3	@ Edmonton	1-7 L
12	Nov 6	NY Islanders	4-5 L
13	Nov 8	@ Detroit	3-3 T
14	Nov 9	St. Louis	2-2 T
15	Nov 12	@ St. Louis	3-4 L (OT)
16	Nov 14	Boston	6-6 T
17	Nov 16	Chicago	6-4 W
18	Nov 17	@ Buffalo	5-3 W
19	Nov 20	@ NY Rangers	3-7 L
20	Nov 23	Detroit	9-3 W
21	Nov 26	@ St. Louis	1-5 L
22	Nov 27	@ Pittsburgh	1-7 L
23	Nov 30	Buffalo	3-2 W (OT)
24	Dec 4	New Jersey	10-7 W
25	Dec 5	@ Philadelphia	6-3 W
26	Dec 7	Montreal	3-6 L
27	Dec 10	@ Washington	2-3 L
28	Dec 11	St. Louis	6-4 W
29	Dec 14	@ Min. North Stars	6-6 T
30	Dec 15	@ Wpg. Jets	3-3 T
31	Dec 18	@ Los Angeles	3-4 L
32	Dec 20	@ Vancouver	3-5 L
33	Dec 26	@ Detroit	5-4 W
34	Dec 28	Hfd. Whalers	3-6 L
35	Jan 1	Montreal	3-2 W
36	Jan 4	Los Angeles	4-6 L
37	Jan 5	Detroit	5-6 L
38	Jan 8	Edmonton	11-9 W
39	Jan 10	@ Buffalo	7-9 L
40	Jan 11	Que. Nordiques	1-5 L
41	Jan 13	Detroit	7-4 W
42	Jan 15	@ St. Louis	1-10 L
43	Jan 18	Min. North Stars	2-5 L
44	Jan 19	Calgary	5-9 L
45	Jan 22	NY Rangers	2-4 L
46	Jan 23	@ Hfd. Whalers	1-4 L
47	Jan 25	@ Montreal	2-3 L (OT)
48	Jan 28	@ NY Islanders	2-9 L
49	Jan 29	Washington	5-2 W
50	Feb 1	Chicago	4-7 L
51	Feb 2	@ Chicago	4-3 W
52	Feb 6	@ Min. North Stars	7-8 L (OT)
53	Feb 8	St. Louis	3-2 W (OT)
54	Feb 11	Min. North Stars	2-4 L
55	Feb 13	@ Chicago	4-5 L (OT)
56	Feb 15	Chicago	4-3 W
57	Feb 16	Vancouver	4-4 T
58	Feb 19	@ Edmonton	5-9 L
59	Feb 20	@ Calgary	7-6 W (OT)
60	Feb 23	@ Min. North Stars	3-4 L
61	Feb 25	NY Rangers	7-3 W
62	Feb 28	@ Detroit	7-3 W
63	Mar 1	Detroit	4-6 L
64	Mar 3	Wpg. Jets	6-1 W
65	Mar 5	@ Min. North Stars	3-5 L
66	Mar 6	@ Philadelphia	4-7 L
67	Mar 8	Chicago	4-3 W
68	Mar 13	@ New Jersey	7-4 W
69	Mar 15	Philadelphia	5-6 L (OT)
70	Mar 17	Los Angeles	7-6 W
71	Mar 19	@ Que. Nordiques	2-5 L
72	Mar 20	NY Islanders	1-7 L
73	Mar 22	New Jersey	3-6 L
74	Mar 26	Min. North Stars	1-6 L
75	Mar 29	St. Louis	4-1 W
76	Mar 30	@ Chicago	5-4 W (OT)
77	Apr 1	@ St. Louis	2-2 T
78	Apr 3	@ Boston	2-4 L
79	Apr 5	@ Hfd. Whalers	1-7 L
80	Apr 6	@ Detroit	2-4 L



1986-87

1986-87

(32-42-6 / 70 Points / 4th in Norris Division)

GENERAL MANAGER: Gerry McNamara

HEAD COACH: John Brophy

CAPTAIN: None

Table with 11 columns: PLAYER, POS, GP, G, A, PTS, +/-, PIM, PP, SH, GW, S. Lists player statistics for the 1986-87 season.

Table with 11 columns: PLAYER, POS, GP, W, L, T/O, GA, SV%, GAA, SO, PIM, MIN. Lists player statistics for the 1986-87 season.

HOME ARENA

Maple Leaf Gardens (Capacity: 16,382)

PLAYOFF RESULT

Lost Division Final

UNIFORMS

HOME

AWAY



PATCHES



Heart & Stroke



King Clancy

Main game log table with 5 columns: GP, DATE, OPPONENT, RESULT. Lists game-by-game results for the 1986-87 season.

PAGE 281



1987-88

(21-49-10 / 52 Points / 4th in Norris Division)

GENERAL MANAGER: Gerry McNamara (Oct. - Feb. 6); John Brophy, Dick Duff & Gord Stellick (interim) (Feb. 6 - Apr.)

HEAD COACH: John Brophy

CAPTAIN: None

GP	DATE	OPPONENT	RESULT
1	Oct 8	@ Chicago	7-5 W
2	Oct 10	New Jersey	5-2 W
3	Oct 14	@ Min. North Stars	3-4 L
4	Oct 16	@ Detroit	2-3 L
5	Oct 17	Detroit	7-4 W
6	Oct 21	Montreal	3-10 L
7	Oct 24	Min. North Stars	4-7 L
8	Oct 28	NY Islanders	5-2 W
9	Oct 29	@ Pittsburgh	4-0 W
10	Oct 31	Chicago	6-5 W
11	Nov 4	Wpg. Jets	7-3 W
12	Nov 5	@ Boston	7-6 W
13	Nov 7	St. Louis	3-4 L
14	Nov 9	@ Montreal	1-3 L
15	Nov 11	Boston	2-3 L
16	Nov 14	@ Philadelphia	6-0 W
17	Nov 15	@ Buffalo	4-5 L
18	Nov 18	St. Louis	3-6 L
19	Nov 19	@ St. Louis	3-3 T
20	Nov 21	Los Angeles	6-6 T
21	Nov 24	@ NY Islanders	4-3 W
22	Nov 25	@ NY Rangers	3-5 L
23	Nov 28	Hfd. Whalers	2-4 L
24	Dec 1	@ Min. North Stars	2-3 L (OT)
25	Dec 3	@ Calgary	3-4 L
26	Dec 5	@ Edmonton	2-5 L
27	Dec 7	Detroit	5-4 W (OT)
28	Dec 12	NY Rangers	4-3 W
29	Dec 13	@ Chicago	1-5 L
30	Dec 15	Washington	5-3 W
31	Dec 18	@ Washington	2-4 L
32	Dec 19	Chicago	2-6 L
33	Dec 21	Min. North Stars	0-0 T
34	Dec 23	@ St. Louis	5-1 W
35	Dec 26	Montreal	2-4 L
36	Dec 28	Washington	4-4 T
37	Dec 30	@ Hfd. Whalers	1-3 L
38	Jan 2	Buffalo	4-6 L
39	Jan 4	Vancouver	7-7 T
40	Jan 6	Min. North Stars	5-5 T
41	Jan 8	@ Chicago	3-7 L
42	Jan 10	@ Wpg. Jets	3-4 L
43	Jan 13	@ Min. North Stars	3-3 T
44	Jan 15	@ New Jersey	3-7 L
45	Jan 16	Pittsburgh	3-4 L
46	Jan 18	@ Detroit	3-4 L
47	Jan 21	Que. Nordiques	4-5 L
48	Jan 23	Chicago	2-3 L
49	Jan 25	Calgary	3-11 L
50	Jan 27	Los Angeles	5-2 W
51	Jan 29	@ Detroit	3-3 T
52	Jan 30	Detroit	5-5 T
53	Feb 1	St. Louis	4-5 L
54	Feb 4	@ Philadelphia	1-6 L
55	Feb 5	@ Buffalo	2-5 L
56	Feb 7	@ Hfd. Whalers	2-4 L
57	Feb 11	NY Islanders	4-3 W
58	Feb 13	Philadelphia	7-4 W
59	Feb 14	New Jersey	2-7 L
60	Feb 17	@ Edmonton	4-4 T
61	Feb 19	@ Vancouver	5-0 W
62	Feb 20	@ Los Angeles	0-3 L
63	Feb 22	@ Min. North Stars	2-4 L
64	Feb 24	Min. North Stars	4-2 W
65	Feb 27	St. Louis	2-6 L
66	Mar 2	Que. Nordiques	3-4 L
67	Mar 3	@ Boston	3-5 L
68	Mar 5	Wpg. Jets	1-10 L
69	Mar 8	@ St. Louis	2-3 L
70	Mar 9	@ Chicago	3-4 L
71	Mar 12	Chicago	6-4 W
72	Mar 15	@ Que. Nordiques	2-3 L
73	Mar 16	@ Pittsburgh	2-5 L
74	Mar 19	NY Rangers	3-4 L
75	Mar 22	@ Vancouver	3-5 L
76	Mar 24	@ Calgary	1-7 L
77	Mar 26	@ St. Louis	2-3 L (OT)
78	Mar 28	Edmonton	4-6 L
79	Apr 1	@ Detroit	3-7 L
80	Apr 2	Detroit	5-3 W

PLAYER	POS	GP	G	A	PTS	+/-	PIM	PP	SH	GW	S
Ed Olczyk	C	80	42	33	75	-22	55	14	4	3	243
Gary Leeman	R	80	30	31	61	-6	62	6	0	0	234
Mark Osborne	L	79	23	37	60	-3	102	4	2	0	155
Al Iafrate	D	77	22	30	52	-21	80	4	3	4	169
Tom Fergus	C	63	19	31	50	5	81	5	0	0	124
Russ Courtnall	R	65	23	26	49	-16	47	6	3	1	212
Vincent Damphousse	C	75	12	36	48	2	40	1	0	2	111
Al Secord	L	74	15	27	42	-21	221	2	0	0	149
Miroslav Frycer	R	38	12	20	32	8	41	1	0	2	76
Peter Ilnacak	C	68	10	20	30	-6	41	0	0	0	75
Rick Lanz	D	75	6	22	28	-12	65	3	0	0	145
Borje Salming	D	66	2	24	26	7	82	1	0	0	92
Todd Gill	D	65	8	17	25	-20	131	1	0	3	109
Dale Degray	D	56	6	18	24	4	63	1	0	1	122
Wendel Clark	L	28	12	11	23	-13	80	4	0	1	93
Greg Terrion	L	59	4	16	20	-6	65	1	0	1	57
Dan Daoust	C	67	9	8	17	-7	57	0	0	1	57
Sean McKenna	R	40	5	5	10	-11	12	0	0	1	46
Luke Richardson	D	78	4	6	10	-25	90	0	0	0	49
Ken Yaremchuk	C	16	2	5	7	-7	10	0	0	0	14
Mike Blaisdell	R	18	3	2	5	-5	2	0	0	1	32
Dave Semenko	L	70	2	3	5	-8	107	0	0	0	12
Ken Wregget	G	56	0	5	5	0	40	0	0	0	0
Chris Kotsopoulos	D	21	2	2	4	-3	19	0	0	0	22
Mike Allison	L	15	0	3	3	0	10	0	0	0	7
Allan Bester	G	30	0	3	3	0	6	0	0	0	0
Brian Curran	D	7	0	1	1	1	3	19	0	0	1
Marty Dallman	C	2	0	1	1	1	0	0	0	0	1
Ted Faus	D	13	0	1	1	6	4	0	0	0	2
Mike Stothers	D	18	0	1	1	-6	42	0	0	0	0
Leigh Verstraete	R	3	0	1	1	-2	9	0	0	0	0
Wes Jarvis	C	1	0	0	0	0	0	0	0	0	0
Derek Laxdal	R	5	0	0	0	0	6	0	0	0	2
Chris McRae	L	11	0	0	0	0	65	0	0	0	0
Jeff Reese	G	5	0	0	0	0	0	0	0	0	0

PLAYER	POS	GP	W	L	T/O	GA	SV%	GAA	SO	PIM	MIN
Ken Wregget	G	56	12	35	4	222	.870	4.44	2	40	3000
Allan Bester	G	30	8	12	5	102	.884	3.81	2	6	1607
Jeff Reese	G	5	1	2	1	17	.867	4.10	0	0	249

HOME ARENA

Maple Leaf Gardens (Capacity: 16,382)

PLAYOFF RESULT

Lost Division Semi-Final

UNIFORMS

HOME

AWAY





1988-89

1988-89

(28-46-6 / 62 Points / 5th in Norris Division)

GENERAL MANAGER: Gord Stellick

HEAD COACH: John Brophy (11-20-2), George Armstrong (17-26-4)

CAPTAIN: None

Table with columns: PLAYER, POS, GP, G, A, PTS, +/-, PIM, PP, SH, GW, S. Lists player statistics for the 1988-89 season.

Table with columns: PLAYER, POS, GP, W, L, T/O, GA, SV%, GAA, SO, PIM, MIN. Summary statistics for players.

HOME ARENA

Maple Leaf Gardens (Capacity: 16,382)

PLAYOFF RESULT

Out of Playoffs

UNIFORMS

HOME

AWAY



Table with columns: GP, DATE, OPPONENT, RESULT. Game-by-game log for the 1988-89 season.

PAGE 283



1989-90

(38-38-4 / 80 Points / 3rd in Norris Division)

GENERAL MANAGER: Floyd Smith

HEAD COACH: Doug Carpenter

CAPTAIN: Rob Ramage

PLAYER	POS	GP	G	A	PTS	+/-	PIM	PP	SH	GW	S
Gary Leeman	R	80	51	44	95	4	63	14	1	5	256
Vincent Damphousse	C	80	33	61	94	2	56	9	0	5	229
Ed Olczyk	C	79	32	56	88	0	78	6	0	4	208
Daniel Marois	R	68	39	37	76	1	82	14	0	3	183
Mark Osborne	L	78	23	50	73	2	91	3	1	6	137
Al Iafrate	D	75	21	42	63	-4	135	6	1	0	153
Tom Kurvers	D	70	15	37	52	-8	29	9	1	1	156
Rob Ramage	D	80	8	41	49	-1	202	3	0	1	196
Tom Fergus	C	54	19	26	45	-18	62	4	0	2	120
Lou Franceschetti	R	80	21	15	36	-12	127	0	2	4	76
Dave Reid	L	70	9	19	28	-8	9	0	4	1	97
Wendel Clark	L	38	18	8	26	2	116	7	0	2	85
Dan Daoust	C	65	7	11	18	1	89	0	4	0	53
Gilles Thibaut	C	21	7	11	18	6	13	3	0	2	44
Luke Richardson	D	67	4	14	18	-1	122	0	0	0	40
John McIntyre	C	59	5	12	17	-12	117	0	1	1	84
Dave Hannan	C	39	6	9	15	-12	55	0	1	0	39
Scott Pearson	L	41	5	10	15	-7	90	0	0	1	66
Todd Gill	D	48	1	14	15	-8	92	0	0	0	44
Brad Marsh	D	79	1	13	14	14	95	0	0	0	50
John Kordic	R	55	9	4	13	-8	252	3	0	0	48
Brian Curran	D	72	2	9	11	-2	301	0	0	0	21
Bobby Reynolds	L	7	1	1	2	-3	0	0	0	0	13
Allan Bester	G	42	0	2	2	0	4	0	0	0	0
Peter Ihnacak	C	5	0	2	2	3	0	0	0	0	5
Mark LaForest	G	27	0	1	1	0	23	0	0	0	0
Paul Lawless	L	6	0	1	1	-4	0	0	0	0	6
Jeff Reese	G	21	0	1	1	0	10	0	0	0	0
Darryl Shannon	D	10	0	1	1	-10	12	0	0	0	16
Jack Capuano	D	1	0	0	0	-1	0	0	0	0	1
Tie Domi	R	2	0	0	0	0	42	0	0	0	0
Rocky Dundas	R	5	0	0	0	-1	14	0	0	0	1
Peter Ing	G	3	0	0	0	0	0	0	0	0	0
Sean McKenna	R	5	0	0	0	-3	20	0	0	0	6
Mike Stevens	L	1	0	0	0	0	0	0	0	0	2

PLAYER	POS	GP	W	L	T/O	GA	SV%	GAA	SO	PIM	MIN
Allan Bester	G	42	20	16	0	165	.873	4.49	0	4	2206
Mark LaForest	G	27	9	14	0	87	.886	3.89	0	23	1343
Jeff Reese	G	21	9	6	3	81	.871	4.41	0	10	1101
Peter Ing	G	3	0	2	1	18	.832	5.93	0	0	182

HOME ARENA

Maple Leaf Gardens (Capacity: 16,382)

PLAYOFF RESULT

Lost Division Semi-Final

UNIFORMS

HOME

AWAY



GP	DATE	OPPONENT	RESULT
1	Oct 5	@ Los Angeles	2-4 L
2	Oct 7	@ St. Louis	8-5 W
3	Oct 11	Buffalo	1-7 L
4	Oct 12	@ Chicago	6-9 L
5	Oct 14	Wpg. Jets	1-5 L
6	Oct 17	@ Pittsburgh	5-7 L
7	Oct 18	Vancouver	4-3 W
8	Oct 21	Washington	4-4 W
9	Oct 23	New Jersey	8-5 L
10	Oct 25	@ Pittsburgh	8-6 W
11	Oct 27	@ Buffalo	5-6 L (OT)
12	Oct 28	Detroit	6-4 W
13	Oct 31	@ Min. North Stars	6-4 W
14	Nov 3	@ Washington	1-2 L
15	Nov 4	Philadelphia	4-7 L
16	Nov 6	Min. North Stars	2-1 W
17	Nov 9	@ Philadelphia	4-1 W
18	Nov 11	Detroit	4-2 W
19	Nov 12	@ Min. North Stars	3-6 L
20	Nov 15	St. Louis	5-2 W
21	Nov 16	@ NY Islanders	2-6 L
22	Nov 18	@ Montreal	3-4 L (OT)
23	Nov 22	@ Min. North Stars	3-6 L
24	Nov 23	@ Boston	0-6 L
25	Nov 25	NY Rangers	7-4 W
26	Nov 29	@ Vancouver	3-2 W (OT)
27	Dec 2	@ Calgary	4-7 L
28	Dec 3	@ Edmonton	3-5 L
29	Dec 6	@ Chicago	4-6 L
30	Dec 7	@ St. Louis	5-2 W
31	Dec 9	Montreal	7-4 W
32	Dec 11	St. Louis	3-1 W
33	Dec 13	@ Detroit	4-2 W
34	Dec 16	Min. North Stars	3-4 L
35	Dec 18	St. Louis	6-3 W
36	Dec 20	@ Detroit	2-4 L
37	Dec 22	@ Chicago	5-3 W
38	Dec 23	Chicago	5-7 L
39	Dec 26	@ Boston	4-6 L
40	Dec 27	Detroit	7-7 T
41	Dec 30	Boston	7-6 W (OT)
42	Jan 3	Que. Nordiques	5-4 W
43	Jan 6	Los Angeles	7-4 W
44	Jan 8	Washington	8-6 W
45	Jan 10	NY Islanders	1-3 L
46	Jan 13	Calgary	6-5 W
47	Jan 15	Chicago	7-6 W
48	Jan 18	@ St. Louis	4-1 W
49	Jan 24	Min. North Stars	7-3 W
50	Jan 26	@ New Jersey	5-1 W
51	Jan 27	Montreal	3-5 L
52	Jan 31	@ Wpg. Jets	5-5 T
53	Feb 2	@ Detroit	2-5 L
54	Feb 3	Pittsburgh	8-4 W
55	Feb 6	@ St. Louis	4-6 L
56	Feb 7	St. Louis	7-1 W
57	Feb 10	@ Hfd. Whalers	2-6 L
58	Feb 12	Los Angeles	5-3 W
59	Feb 14	Hfd. Whalers	6-6 T
60	Feb 15	@ Philadelphia	0-3 L
61	Feb 17	New Jersey	5-4 W
62	Feb 22	@ Calgary	2-12 L
63	Feb 23	@ Edmonton	6-5 W
64	Feb 26	@ Vancouver	2-5 L
65	Feb 28	Que. Nordiques	5-4 W
66	Mar 2	@ Detroit	2-3 L (OT)
67	Mar 3	Detroit	2-5 L
68	Mar 8	@ Hfd. Whalers	7-6 W
69	Mar 10	Edmonton	3-2 W
70	Mar 12	Min. North Stars	1-4 L
71	Mar 14	NY Rangers	2-8 L
72	Mar 16	@ Buffalo	4-3 W
73	Mar 17	Wpg. Jets	4-5 L (OT)
74	Mar 19	Chicago	2-3 L
75	Mar 21	@ NY Rangers	5-5 T
76	Mar 24	@ Que. Nordiques	4-3 W (OT)
77	Mar 26	@ Min. North Stars	4-5 L
78	Mar 28	NY Islanders	3-6 L
79	Mar 29	@ Chicago	2-4 L
80	Mar 31	Chicago	6-4 W



1990-91

1990-91

(23-46-11 / 57 Points / 5th in Norris Division)

GENERAL MANAGER: Floyd Smith

HEAD COACH: Doug Carpenter (1-9-1), Tom Watt (22-37-10)

CAPTAIN: Rob Ramage

PLAYER	POS	GP	G	A	PTS	+/-	PIM	PP	SH	GW	S
Vincent Damphousse	C	79	26	47	73	-31	65	10	1	4	247
Mike Krushelnyski	L/C	59	17	22	39	-6	48	2	2	1	98
Dave Ellett	D	60	8	30	38	-4	69	5	0	1	154
Rob Ramage	D	80	10	25	35	2	173	5	0	2	169
Wendell Clark	L	63	18	16	34	-5	152	4	0	2	181
Dave Hannan	C	74	11	23	34	-9	82	0	1	2	72
Daniel Marois	R	78	21	9	30	-16	112	6	0	1	152
Gary Leeman	R	52	17	12	29	-25	39	4	0	1	135
Dave Reid	L	59	15	13	28	-10	18	1	8	0	110
Peter Zezel	C	52	14	14	28	-7	4	6	0	5	69
Michel Petit	D	54	9	19	28	-19	132	3	1	2	95
Todd Gill	D	72	2	22	24	-4	113	0	0	0	90
Lucien DeBlois	C	38	10	12	22	-4	30	0	1	0	57
Doug Shedden	C	23	8	10	18	2	10	4	0	0	35
Al Iafrate	D	42	3	15	18	-15	113	2	0	0	51
Mike Foligno	R	37	8	7	15	-3	65	1	0	0	56
Paul Fenton	L	30	5	10	15	-3	0	1	1	0	46
Kevin Maguire	R	63	9	5	14	-10	180	1	0	0	52
Ed Olczyk	C	18	4	10	14	-7	13	0	0	0	45
Brian Bradley	C	26	0	11	11	-7	20	0	0	0	32
Aaron Broten	L/C	27	6	4	10	12	32	0	0	1	45
Luke Richardson	D	78	1	9	10	-28	238	0	0	0	68
Tom Fergus	C	14	5	4	9	-5	8	2	0	0	17
Gilles Thibaut	C	20	2	7	9	-7	4	0	0	0	36
Mark Osborne	L	18	3	3	6	-10	4	1	1	0	32
Rob Cimetta	L/R	25	2	4	6	-5	21	2	0	1	18
Bob Rouse	D	13	2	4	6	-11	10	1	0	0	15
Joe Sacco	R	20	0	5	5	-5	2	0	0	0	20
Mike Millar	R	7	2	2	4	-1	2	0	0	0	11
Scott Thornton	L	33	1	3	4	-15	30	0	0	0	31
Alexander Gudymnyuk	D	18	0	3	3	-3	16	0	0	0	15
Tom Kurvics	D	19	0	3	3	-12	8	0	0	0	23
John McIntyre	R	13	0	3	3	0	25	0	0	0	7
Lou Franceschetti	R	16	1	2	3	-2	30	0	0	0	7
Claude Loiselle	C	7	1	1	2	0	2	0	0	0	10
Drake Berehowsky	D	8	0	1	1	-6	25	0	0	0	4
Jeff Reese	G	30	0	1	1	0	0	0	0	0	0
Darryl Shannon	D	10	0	1	1	1	0	0	0	0	0
Darren Veitch	D	2	0	1	1	-4	0	0	0	0	2
Allan Bester	G	6	0	0	0	0	0	0	0	0	0
Brian Curran	D	4	0	0	0	-2	7	0	0	0	0
Peter Ing	G	56	0	0	0	0	6	0	0	0	0
Greg Johnston	R	1	0	0	0	0	0	0	0	0	0
John Kordic	R	3	0	0	0	0	9	0	0	0	1
Brad Marsh	D	22	0	0	0	-6	15	0	0	0	18
Scott Pearson	L	12	0	0	0	-5	20	0	0	0	13
Damian Rhodes	C	1	0	0	0	0	0	0	0	0	0
Jeff Serowik	D	1	0	0	0	0	0	0	0	0	1

PLAYER	POS	GP	W	L	T/O	GA	SV%	GAA	SO	PIM	MIN
Peter Ing	G	56	16	29	8	200	.883	3.84	1	6	3126
Jeff Reese	G	30	6	13	3	92	.868	3.86	1	0	1430
Allan Bester	G	6	0	4	0	18	.860	4.37	0	0	247
Damian Rhodes	G	1	1	0	0	1	.962	1.00	0	0	60

HOME ARENA

Maple Leaf Gardens (Capacity: 16,382)

PLAYOFF RESULT

Out of Playoffs

UNIFORMS

HOME

AWAY



PATCHES



Harold Ballard

GP	DATE	OPPONENT	RESULT
1	Oct 4	@ Wpg. Jets	1-7 L
2	Oct 6	@ Calgary	1-4 L
3	Oct 7	@ Edmonton	2-3 L
4	Oct 10	Que. Nordiques	5-8 L
5	Oct 13	Detroit	3-3 T
6	Oct 17	Hfd. Whalers	1-3 L
7	Oct 18	@ Chicago	0-3 L
8	Oct 20	Chicago	6-2 W
9	Oct 22	@ NY Rangers	1-5 L
10	Oct 24	St. Louis	5-8 L
11	Oct 25	@ St. Louis	3-8 L
12	Oct 27	Buffalo	1-3 L
13	Oct 30	Min. North Stars	5-4 W
14	Nov 1	@ Detroit	4-5 L
15	Nov 3	Calgary	3-7 L
16	Nov 4	Philadelphia	1-7 L
17	Nov 6	@ St. Louis	3-4 L
18	Nov 8	Vancouver	3-5 L
19	Nov 10	Chicago	1-5 L
20	Nov 12	Wpg. Jets	5-2 W
21	Nov 14	Washington	5-3 W
22	Nov 17	Detroit	4-8 L
23	Nov 19	Boston	2-5 L
24	Nov 21	@ Washington	3-5 L
25	Nov 23	@ Philadelphia	1-4 L
26	Nov 24	Edmonton	1-4 L
27	Nov 27	@ St. Louis	4-3 W (OT)
28	Nov 29	@ Vancouver	1-2 L
29	Dec 1	@ Los Angeles	4-3 W
30	Dec 5	Min. North Stars	2-3 L
31	Dec 6	@ Min. North Stars	2-1 W (OT)
32	Dec 8	Chicago	1-2 L
33	Dec 12	Montreal	4-1 W
34	Dec 15	St. Louis	2-4 L
35	Dec 18	@ NY Islanders	2-2 T
36	Dec 19	@ NY Rangers	4-1 W
37	Dec 22	@ Washington	5-2 W
38	Dec 23	@ New Jersey	2-4 L
39	Dec 27	St. Louis	6-4 W
40	Dec 29	Pittsburgh	6-3 W
41	Jan 3	@ Min. North Stars	3-3 T
42	Jan 5	Los Angeles	2-4 L
43	Jan 8	Calgary	3-5 L
44	Jan 10	@ Chicago	2-7 L
45	Jan 12	Hfd. Whalers	2-2 T
46	Jan 14	Buffalo	3-9 L
47	Jan 17	Pittsburgh	5-6 L (OT)
48	Jan 22	@ Que. Nordiques	4-4 T
49	Jan 23	@ Montreal	3-7 L
50	Jan 26	@ Chicago	1-5 L
51	Jan 28	Min. North Stars	4-0 W
52	Feb 1	@ Detroit	1-4 L
53	Feb 2	Detroit	2-5 L
54	Feb 4	St. Louis	6-5 W (OT)
55	Feb 6	@ Wpg. Jets	5-5 T
56	Feb 7	@ Min. North Stars	2-4 L
57	Feb 9	NY Islanders	3-2 W
58	Feb 13	Philadelphia	3-6 L
59	Feb 16	Edmonton	3-2 W
60	Feb 17	@ Buffalo	3-0 W
61	Feb 19	@ St. Louis	2-3 L
62	Feb 21	@ Pittsburgh	4-11 L
63	Feb 23	@ Montreal	3-3 T
64	Feb 25	@ Detroit	4-5 L (OT)
65	Feb 27	New Jersey	7-3 W
66	Mar 2	NY Rangers	2-5 L
67	Mar 3	@ Hfd. Whalers	4-4 T
68	Mar 5	Boston	6-3 W
69	Mar 7	Vancouver	3-3 T
70	Mar 9	@ Boston	0-2 L
71	Mar 12	@ Que. Nordiques	4-3 W
72	Mar 13	@ New Jersey	2-3 L
73	Mar 16	Min. North Stars	4-3 W (OT)
74	Mar 17	@ Min. North Stars	3-4 L
75	Mar 20	@ Los Angeles	4-4 T
76	Mar 22	@ Detroit	3-1 W
77	Mar 23	Detroit	4-1 W
78	Mar 26	Chicago	2-2 T
79	Mar 28	@ Chicago	3-5 L
80	Mar 30	@ St. Louis	2-5 L



1991-92

(30-43-7 / 67 Points / 5th in Norris Division)

GENERAL MANAGER: Cliff Fletcher

HEAD COACH: Tom Watt

CAPTAIN: Wendel Clark

GP	DATE	OPPONENT	RESULT
1	Oct 3	@ Montreal	3-4 L
2	Oct 5	Detroit	8-5 W
3	Oct 7	St. Louis	3-0 W
4	Oct 9	Washington	4-5 L
5	Oct 12	Vancouver	1-2 L
6	Oct 15	@ St. Louis	1-5 L
7	Oct 17	@ Calgary	4-6 L
8	Oct 19	@ Wpg. Jets	2-4 L
9	Oct 21	@ Vancouver	1-4 L
10	Oct 25	Detroit	0-4 L
11	Oct 26	Detroit	6-1 W
12	Oct 28	St. Louis	1-1 T
13	Nov 1	@ Washington	0-4 L
14	Nov 2	Los Angeles	2-5 L
15	Nov 4	San Jose	4-1 W
16	Nov 6	Min. North Stars	4-3 W
17	Nov 8	@ NY Rangers	3-3 T
18	Nov 9	Calgary	1-6 L
19	Nov 12	@ Min. North Stars	0-7 L
20	Nov 14	@ Chicago	0-3 L
21	Nov 16	Chicago	2-2 T
22	Nov 17	Hfd. Whalers	1-3 L
23	Nov 20	@ St. Louis	2-5 L
24	Nov 22	@ San Jose	3-1 W
25	Nov 26	@ Los Angeles	4-4 T
26	Nov 29	@ Min. North Stars	3-2 W
27	Nov 30	Min. North Stars	3-4 L
28	Dec 4	@ Hfd. Whalers	3-0 W
29	Dec 7	Vancouver	6-3 W
30	Dec 9	Montreal	1-4 L
31	Dec 11	NY Islanders	4-5 L
32	Dec 12	@ Philadelphia	1-1 T
33	Dec 14	@ Boston	3-4 L
34	Dec 18	Edmonton	5-7 L
35	Dec 20	@ Washington	3-4 L
36	Dec 21	Buffalo	1-4 L
37	Dec 23	Wpg. Jets	3-1 W
38	Dec 26	@ Pittsburgh	1-2 L
39	Dec 28	Detroit	4-5 L
40	Dec 30	@ Que. Nordiques	2-5 L
41	Jan 3	@ Detroit	4-6 L
42	Jan 4	Chicago	2-4 L
43	Jan 6	St. Louis	3-2 W (OT)
44	Jan 9	@ Chicago	0-2 L
45	Jan 11	@ New Jersey	4-3 W
46	Jan 16	@ Chicago	0-4 L
47	Jan 22	Boston	2-5 L
48	Jan 23	@ NY Islanders	4-3 W
49	Jan 25	Philadelphia	6-4 W
50	Jan 29	Que. Nordiques	5-2 W
51	Feb 1	New Jersey	6-4 W
52	Feb 3	@ Min. North Stars	2-4 L
53	Feb 5	Min. North Stars	3-2 W (OT)
54	Feb 7	@ Detroit	4-3 W
55	Feb 8	Montreal	6-4 W
56	Feb 11	Detroit	4-3 W
57	Feb 15	Wpg. Jets	1-3 L
58	Feb 16	Edmonton	7-5 W
59	Feb 18	@ Pittsburgh	1-7 L
60	Feb 20	@ Detroit	2-3 L
61	Feb 22	@ St. Louis	3-4 L
62	Feb 25	New Jersey	5-5 T
63	Feb 27	Boston	2-4 L
64	Feb 29	Chicago	6-5 W (OT)
65	Mar 1	Min. North Stars	6-2 W
66	Mar 4	@ Edmonton	5-2 W
67	Mar 5	@ Calgary	5-5 T
68	Mar 8	@ San Jose	1-4 L
69	Mar 9	@ Los Angeles	1-4 L
70	Mar 11	@ Min. North Stars	3-0 W
71	Mar 14	Pittsburgh	6-3 W
72	Mar 17	Que. Nordiques	4-3 W (OT)
73	Mar 21	Chicago	1-3 L
74	Mar 23	St. Louis	3-2 W
75	Mar 25	@ Buffalo	2-5 L
76	Mar 28	@ St. Louis	3-2 W
77	Mar 29	@ Chicago	1-5 L
78	Apr 12	NY Islanders	2-6 L*
79	Apr 13	Philadelphia	2-6 L
80	Apr 15	NY Rangers	4-2 W

PLAYER	POS	GP	G	A	PTS	+/-	PIM	PP	SH	GW	S
Glenn Anderson	R	72	24	33	57	-13	100	5	0	4	188
Dave Ellett	D	79	18	33	51	-13	95	9	1	4	225
Peter Zezel	C	64	16	33	49	-22	26	4	0	1	125
Doug Gilmour	C	40	15	34	49	13	32	6	0	3	104
Wendel Clark	L	43	19	21	40	-14	123	7	0	4	158
Brian Bradley	C	59	10	21	31	-3	48	4	0	3	78
Mike Bullard	C	65	14	14	28	-19	40	7	0	0	140
Daniel Marois	R	63	15	11	26	-36	76	4	0	0	140
Rob Pearson	R	47	14	10	24	-16	58	6	0	0	79
Mike Krushelnyski	L/C	72	9	15	24	-5	72	0	2	1	100
Bob Rouse	D	79	3	19	22	-20	97	1	0	0	115
Gary Leeman	R	34	7	13	20	-1	44	3	0	0	91
Lucien DeBlois	C	54	8	11	19	-3	39	0	1	1	75
Todd Gill	D	74	2	15	17	-22	91	1	0	0	82
Jamie Macoun	D	39	3	13	16	0	18	2	0	0	71
Ric Nattress	D	36	2	14	16	-1	32	0	0	1	43
Claude Loiselle	C	64	6	9	15	-21	102	1	0	1	91
Guy Larose	C	34	9	5	14	-8	27	0	0	0	60
Mike Foligno	R	33	6	8	14	-3	50	2	0	1	41
Michel Petit	D	34	1	13	14	-17	85	1	0	1	61
Craig Berube	L	40	5	7	12	-2	109	1	0	1	42
Joe Sacco	R	17	7	4	11	8	4	0	0	1	40
Darryl Shannon	D	48	2	8	10	-17	23	1	0	0	50
Alexander Godynnyuk	D	31	3	6	9	-12	59	1	0	1	30
Rob Cimetta	L/R	24	4	3	7	5	12	0	0	0	31
Bob Halkidis	D	46	3	3	6	-9	145	0	0	0	36
Mark Osborne	L	11	3	1	4	-2	8	0	2	0	16
Dave Hannan	C	35	2	2	4	-10	16	0	1	0	24
Tom Fergus	C	11	1	3	4	-11	4	0	0	0	24
Kent Manderville	C	15	0	4	4	1	0	0	0	0	14
Dave McLlwain	C/R	11	1	2	3	1	4	0	0	1	12
Mike Eastwood	C	9	0	2	2	-4	4	0	0	0	6
Kevin Maguire	R	8	1	0	1	-4	4	0	0	0	8
Dmitri Mironov	D	7	1	0	1	-4	0	0	0	1	7
Grant Fuhr	G	66	0	1	1	0	4	0	0	0	0
Greg Johnston	R	3	0	1	1	-1	5	0	0	0	2
Kevin McClelland	R	18	0	1	1	-3	33	0	0	0	5
Ken Baumgartner	L	11	0	0	0	1	23	0	0	0	5
Drake Berehowsky	D	1	0	0	0	0	0	0	0	0	0
Len Esau	D	2	0	0	0	0	0	0	0	0	0
Todd Hawkins	L/R	2	0	0	0	0	0	0	0	0	0
Ken Linseman	C	2	0	0	0	-2	2	0	0	0	0
Felix Potvin	G	4	0	0	0	0	0	0	0	0	0
Jeff Reese	G	8	0	0	0	0	0	0	0	0	0
Dave Tomlinson	C	3	0	0	0	-1	2	0	0	0	6
Rick Wamsley	G	8	0	0	0	0	0	0	0	0	0

PLAYER	POS	GP	W	L	T/O	GA	SV%	GAA	SO	PIM	MIN
Grant Fuhr	G	66	25	33	5	230	.881	3.66	2	4	3774
Rick Wamsley	G	8	4	3	0	27	.876	3.79	0	0	428
Jeff Reese	G	8	1	5	1	20	.905	2.91	1	0	413
Felix Potvin	G	4	0	2	1	8	.933	2.29	0	0	210

HOME ARENA

Maple Leaf Gardens (Capacity: 15,842)

PLAYOFF RESULT

Out of Playoffs

UNIFORMS

HOME

AWAY

ALTERNATE



PATCH



NHL's 75th Anniversary

*The NHLPA went on strike on April 1, suspending play indefinitely. The strike was quickly settled after 10 days and all affected games were re-scheduled. Play resumed on April 12 and as a result of the layoff, the playoffs extended to the month of June for the first time in NHL history.



1992-93

1992-93

(44-29-11 / 99 Points / 3rd in Norris Division)

GENERAL MANAGER: Cliff Fletcher

HEAD COACH: Pat Burns

CAPTAIN: Wendel Clark

Table with 11 columns: PLAYER, POS, GP, G, A, PTS, +/-, PIM, PP, SH, GW, S. Lists player statistics for the season.

Table with 11 columns: PLAYER, POS, GP, W, L, T/O, GA, SV%, GAA, SO, PIM, MIN. Lists player statistics for the season.

HOME ARENA

Maple Leaf Gardens (Capacity: 15,842)

PLAYOFF RESULT

Lost Conference Final

UNIFORMS

HOME

AWAY



PATCH



Stanley Cup's 100th Anniversary

Table with 4 columns: GP, DATE, OPPONENT, RESULT. Lists game-by-game results for the season.

*Game played at Copps Coliseum in Hamilton, ON.



1993-94

(43-29-12 / 98 Points / 2nd in Central Division)

GENERAL MANAGER: Cliff Fletcher

HEAD COACH: Pat Burns

CAPTAIN: Wendel Clark

PLAYER	POS	GP	G	A	PTS	+/-	PIM	PP	SH	GW	S
Doug Gilmour	C	83	27	84	111	25	105	10	1	3	167
Dave Andreychuk	L	83	53	46	99	22	98	21	5	8	333
Wendel Clark	L	64	46	30	76	10	115	21	0	8	275
Dave Ellett	D	68	7	36	43	6	42	5	0	1	146
Dmitri Mironov	D	76	9	27	36	5	78	3	0	0	147
Glenn Anderson	R	73	17	18	35	-6	50	5	0	3	127
Nikolai Borschevsky	R	45	14	20	34	6	10	7	0	1	105
John Cullen	C	53	13	17	30	-2	67	2	0	4	80
Rob Pearson	R	67	12	18	30	-6	189	1	0	4	119
Jamie Macoun	D	82	3	27	30	-5	115	1	0	1	122
Todd Gill	D	45	4	24	28	8	44	2	0	1	74
Mark Osborne	L	73	9	15	24	2	145	1	1	2	103
Bill Berg	L	83	8	11	19	-3	93	0	0	1	99
Mike Eastwood	C	54	8	10	18	2	28	1	0	2	41
Peter Zezel	C	41	8	16	5	19	0	0	0	0	47
Kent Manderville	C	67	7	9	16	5	63	0	0	1	81
Bob Rouse	D	63	5	11	16	8	101	1	1	0	77
Mike Gartner	R	10	6	6	12	9	4	1	0	0	30
Mike Krushelnyski	L/C	54	5	6	11	-5	28	1	0	1	71
Sylvain Lefebvre	D	84	2	9	11	33	79	0	0	0	96
Drake Berehowsky	D	49	2	8	10	-3	63	2	0	2	29
Ken Baumgartner	L	64	4	4	8	-6	185	0	0	0	34
Yanic Perreault	C	13	3	3	6	1	0	2	0	0	24
Chris Covedaris	L	12	2	2	4	4	14	0	0	0	16
Mark Greig	R	13	2	2	4	1	10	0	0	0	14
Felix Potvin	G	66	0	4	4	0	4	0	0	0	0
Guy Larose	C	10	1	2	3	-2	10	0	0	0	9
Ken McRae	C	9	1	1	2	1	36	0	0	0	11
David Sacco	R	4	1	1	2	-2	4	1	0	0	4
Alexei Kudashov	C	25	1	0	1	-3	4	0	0	0	24
Matt Martin	D	12	0	1	1	0	6	0	0	0	6
Greg Smyth	D	11	0	1	1	-2	38	0	0	0	3
Patrik Augusta	R	2	0	0	0	0	0	0	0	0	3
Frank Bialowas	L	3	0	0	0	0	12	0	0	0	1
Mike Foligno	R	4	0	0	0	0	4	0	0	0	3
David Harlock	D	6	0	0	0	-2	0	0	0	0	2
Eric Lacroix	L	3	0	0	0	0	2	0	0	0	3
Damian Rhodes	G	22	0	0	0	0	2	0	0	0	0
Chris Snell	D	2	0	0	0	-1	2	0	0	0	4

PLAYER	POS	GP	W	L	T/O	GA	SV%	GAA	SO	PIM	MIN
Felix Potvin	G	66	34	22	9	187	.907	2.89	3	4	3883
Damian Rhodes	G	22	9	7	3	53	.902	2.62	0	2	1213

HOME ARENA

Maple Leaf Gardens (Capacity: 15,842)

PLAYOFF RESULT

Lost Conference Final

UNIFORMS

HOME



AWAY



*Game played at Copps Coliseum in Hamilton, ON.

GP	DATE	OPPONENT	RESULT
1	Oct 7	Dallas	6-3 W
2	Oct 9	Chicago	2-1 W
3	Oct 10	@ Philadelphia	5-4 W
4	Oct 13	Washington	7-1 W
5	Oct 15	Detroit	6-3 W
6	Oct 16	@ Detroit	2-1 W
7	Oct 19	Hfd. Whalers	7-2 W
8	Oct 21	@ Florida	4-3 W (OT)
9	Oct 23	@ Tampa Bay	2-0 W
10	Oct 28	@ Chicago	4-2 W
11	Oct 30	@ Montreal	2-5 L
12	Nov 1	@ Dallas	3-3 T
13	Nov 3	Florida	6-3 W
14	Nov 4	@ Detroit	3-3 T
15	Nov 6	Philadelphia	5-3 W
16	Nov 9	@ San Jose	2-2 T
17	Nov 11	@ St. Louis	2-3 L
18	Nov 13	Chicago	2-3 L
19	Nov 15	Edmonton	5-5 T
20	Nov 17	@ Anaheim	4-3 W
21	Nov 18	@ Los Angeles	3-2 W
22	Nov 20	@ Edmonton	3-2 W
23	Nov 22	@ Vancouver	5-2 W
24	Nov 24	@ Calgary	3-5 L
25	Nov 27	Boston	4-2 W
26	Nov 29	Buffalo	0-3 L
27	Dec 1	St. Louis	4-2 W
28	Dec 2	@ St. Louis	5-4 W
29	Dec 4	NY Rangers	3-4 L
30	Dec 8	Wpg. Jets	4-5 L
31	Dec 11	Calgary	3-1 W
32	Dec 12	@ Wpg. Jets	3-3 T
33	Dec 15	Anaheim	0-1 L
34	Dec 17	@ NY Islanders	2-6 L
35	Dec 18	Los Angeles	4-1 W
36	Dec 22	San Jose	2-2 T
37	Dec 23	@ New Jersey	2-3 L
38	Dec 27	Chicago	0-4 L
39	Dec 29	@ Dallas	4-7 L
40	Jan 1	Los Angeles	4-7 L
41	Jan 2	@ Buffalo	3-3 T
42	Jan 4	Tampa Bay	0-1* L
43	Jan 6	Ottawa	6-3 W
44	Jan 8	Vancouver	5-3 W
45	Jan 10	@ Boston	3-0 W
46	Jan 11	@ Washington	2-1 W
47	Jan 13	Dallas	4-3 W (OT)
48	Jan 15	@ Wpg. Jets	5-1 W
49	Jan 18	Anaheim	3-3 T
50	Jan 19	@ Hfd. Whalers	3-3 T
51	Jan 26	NY Islanders	4-3 W
52	Jan 29	Pittsburgh	4-4 T
53	Feb 1	@ St. Louis	4-4 T
54	Feb 5	Detroit	3-4 L
55	Feb 7	Tampa Bay	1-2 L
56	Feb 11	@ Wpg. Jets	3-1 W
57	Feb 12	@ Calgary	2-3 L
58	Feb 15	Detroit	5-4 W (OT)
59	Feb 17	New Jersey	2-1 W
60	Feb 19	Edmonton	3-2 W
61	Feb 21	@ Los Angeles	6-4 W
62	Feb 23	@ Edmonton	3-6 L
63	Feb 26	Montreal	0-3 L
64	Feb 28	@ Ottawa	4-1 W
65	Mar 4	@ Detroit	6-5 W (OT)
66	Mar 5	@ Que. Nordiques	1-4 L
67	Mar 7	St. Louis	2-3 L
68	Mar 9	Dallas	4-2 W
69	Mar 10	@ Pittsburgh	4-2 W
70	Mar 12	Wpg. Jets	3-1 W
71	Mar 16	Vancouver	1-4 L
72	Mar 18	St. Louis	4-2 W
73	Mar 20	Calgary	3-6 L
74	Mar 23	@ Florida	1-1 T*
75	Mar 24	San Jose	1-2 L
76	Mar 26	Que. Nordiques	6-3 W
77	Mar 28	@ Vancouver	2-3 L (OT)
78	Mar 31	@ San Jose	3-5 L
79	Apr 2	@ Anaheim	1-3 L
80	Apr 5	@ Dallas	6-4 W
81	Apr 8	@ NY Rangers	3-5 L
82	Apr 10	Wpg. Jets	7-0 W
83	Apr 12	Chicago	3-4 L
84	Apr 14	@ Chicago	6-4 W



1994-95

1994-95

(21-19-8 / 50 Points / 4th in Central Division)

GENERAL MANAGER: Cliff Fletcher

HEAD COACH: Pat Burns

CAPTAIN: Doug Gilmour

PLAYER	POS	GP	G	A	PTS	+/-	PIM	PP	SH	GW	S
Mats Sundin	C	47	23	24	47	-5	14	9	0	4	173
Dave Andreychuk	L	48	22	16	38	-7	34	8	0	2	168
Mike Ridley	C	48	10	27	37	1	14	2	2	1	88
Doug Gilmour	C	44	10	23	33	-5	26	3	0	1	73
Todd Gill	D	47	7	25	32	-8	64	3	1	2	82
Randy Wood	L/C	48	13	11	24	7	34	1	1	2	125
Mike Gartner	R	38	12	8	20	0	6	2	1	1	91
Dmitri Mironov	D	33	5	12	17	6	28	2	0	0	68
Dave Ellett	D	33	5	10	15	-6	26	3	0	1	84
Mike Craig	R	37	5	5	10	-21	12	1	0	1	61
Mike Eastwood	C	36	5	5	10	-12	32	0	0	0	38
Jamie Macoun	D	46	2	8	10	-6	75	1	0	0	84
Kenny Jonsson	D	39	2	7	9	-8	16	0	0	1	50
Garth Butcher	D	45	1	7	8	-5	59	0	0	0	24
Warren Rychel	L	26	1	6	7	1	101	0	0	0	34
Bill Berg	L	32	5	1	6	-11	26	0	0	2	57
Benoit Hogue	C	12	3	3	6	0	0	1	0	1	16
Terry Yake	C	19	3	2	5	1	2	1	0	2	26
Nikolai Borschevsky	R	19	0	5	5	3	0	0	0	0	28
Rich Sutter	R	18	0	3	3	-7	10	0	0	0	19
Dixon Ward	R	22	0	3	3	-4	31	0	0	0	15
Paul DiPietro	C	12	1	1	2	-6	6	0	0	0	19
Drake Berehowsky	D	25	0	2	2	-10	15	0	0	0	12
Grant Jennings	D	10	0	2	2	-6	7	0	0	0	9
Tie Domi	R	9	0	1	1	1	31	0	0	0	12
Darby Hendrickson	C	8	0	1	1	0	4	0	0	0	4
Kent Manderville	C	36	0	1	1	-2	22	0	0	0	43
Ken Baumgartner	L	2	0	0	0	0	5	0	0	0	1
Ken Belanger	L	3	0	0	0	0	9	0	0	0	1
David Harlock	D	1	0	0	0	-1	0	0	0	0	0
Matt Martin	D	15	0	0	0	2	13	0	0	0	14
Zdenek Nedved	R	1	0	0	0	0	2	0	0	0	0
Felix Potvin	G	36	0	0	0	0	4	0	0	0	0
Damian Rhodes	G	13	0	0	0	0	4	0	0	0	0
Todd Warriner	L	5	0	0	0	-3	0	0	0	0	1

PLAYER	POS	GP	W	L	T/O	GA	SV%	GAA	SO	PIM	MIN
Felix Potvin	G	36	15	13	7	104	.907	2.91	0	4	2144
Damian Rhodes	G	13	6	6	1	34	.916	2.68	0	4	760

HOME ARENA

Maple Leaf Gardens (Capacity: 15,728)

PLAYOFF RESULT

Lost Conference Quarter-Final

UNIFORMS

HOME

AWAY



*A lockout of the players by the owners from October 1 to January 11 forced the NHL to reduce the 1994-95 schedule from 84 to 48 games, with teams playing only intra-conference games during the reduced season. As a result, the regular season extended into the month of May for the first and only time in NHL history.

GP	DATE	OPPONENT	RESULT
1	Jan 20	@ Los Angeles	3-3 T
2	Jan 21	@ San Jose	2-3 L
3	Jan 25	Vancouver	6-2 W
4	Jan 27	@ Chicago	1-4 L
5	Jan 28	Calgary	2-1 W
6	Jan 30	@ Dallas	2-1 W
7	Feb 1	@ Vancouver	4-4 T
8	Feb 3	@ Edmonton	3-5 L
9	Feb 4	@ Calgary	1-4 L
10	Feb 6	San Jose	7-3 W
11	Feb 8	Dallas	3-3 T
12	Feb 10	@ Detroit	2-1 W
13	Feb 11	Los Angeles	2-3 L
14	Feb 13	Chicago	4-2 W
15	Feb 15	Edmonton	1-4 L
16	Feb 18	St. Louis	3-1 W
17	Feb 20	Detroit	2-4 L
18	Feb 22	@ Detroit	1-4 L
19	Feb 23	Anaheim	3-1 W
20	Feb 25	Wpg. Jets	5-2 W
21	Feb 27	@ St. Louis	2-3 L
22	Mar 2	San Jose	3-4 L
23	Mar 4	Calgary	3-2 W
24	Mar 8	Dallas	3-2 W
25	Mar 11	Chicago	2-2 T
26	Mar 13	Los Angeles	1-4 L
27	Mar 15	@ San Jose	2-1 W
28	Mar 17	@ Anaheim	3-3 T
29	Mar 18	@ Los Angeles	5-3 W
30	Mar 21	@ Vancouver	1-3 L
31	Mar 24	Wpg. Jets	3-2 W
32	Mar 25	@ Wpg. Jets	3-3 T
33	Mar 27	Edmonton	4-3 W
34	Mar 31	@ Chicago	3-3 T
35	Apr 3	@ St. Louis	2-5 L
36	Apr 5	St. Louis	4-6 L
37	Apr 7	Detroit	2-4 L
38	Apr 8	Wpg. Jets	4-3 W
39	Apr 14	Dallas	2-1 W
40	Apr 15	@ Wpg. Jets	1-5 L
41	Apr 17	@ Chicago	3-1 W
42	Apr 19	Anaheim	3-2 W
43	Apr 21	@ St. Louis	1-3 L
44	Apr 22	@ Dallas	4-6 L
45	Apr 26	Vancouver	5-2 W
46	Apr 29	@ Calgary	2-2 T
47	May 1	@ Edmonton	6-5 W
48	May 3	@ Anaheim	1-6 L



Doug Gilmour



1995-96

(34-36-12 / 80 Points / 3rd in Central Division)

GENERAL MANAGER: Cliff Fletcher

HEAD COACH: Pat Burns (25-30-10), Nick Beverley (9-6-2)

CAPTAIN: Doug Gilmour

PLAYER	POS	GP	G	A	PTS	+/-	PIM	PP	SH	GW	S
Mats Sundin	C	76	33	50	83	8	46	7	6	7	301
Doug Gilmour	C	81	32	40	72	-5	77	10	2	3	180
Larry Murphy	D	82	12	49	61	-2	34	8	0	1	182
Mike Gartner	R	82	35	19	54	5	52	15	0	4	275
Dave Andreychuk	L	61	20	24	44	-11	54	12	2	3	200
Benoit Hogue	C	44	12	25	37	6	68	3	0	5	94
Kenny Jonsson	D	50	4	22	26	12	22	3	0	1	90
Kirk Muller	L	36	9	16	25	-3	42	7	0	1	79
Todd Gill	D	74	7	18	25	-15	116	1	0	2	109
Dave Gagner	C	28	7	15	22	-2	59	1	0	1	70
Dave Ellett	D	80	3	19	22	-10	59	1	1	0	153
Mike Craig	R	70	8	12	20	-8	42	1	0	1	108
Randy Wood	L/C	46	7	9	16	-4	36	1	0	0	101
Wendel Clark	L	13	8	7	15	7	16	2	0	1	45
Sergio Momesso	L	54	7	8	15	-11	112	4	0	1	91
Todd Warriner	L	57	7	8	15	-11	26	1	0	0	79
Tie Domi	R	72	7	6	13	-3	297	0	0	1	61
Darby Hendrickson	C	46	6	6	12	-2	47	0	0	0	43
Dmitry Yushkevich	D	69	1	10	11	-14	54	1	0	0	96
Paul DiPietro	C	20	4	4	8	-3	4	1	0	0	23
Jamie Macoun	D	82	0	8	8	2	87	0	0	0	74
Brandon Convery	C	11	5	2	7	-7	4	3	0	1	16
Mathieu Schneider	D	13	2	5	7	-2	10	0	0	0	36
Ken Baumgartner	L	60	2	3	5	-5	152	0	0	1	27
Mark Kolesar	L	21	2	2	4	0	14	0	0	0	10
Wayne Presley	R	19	2	2	4	-4	14	1	0	0	28
Mike Hudson	C/L	27	2	0	2	-5	29	0	0	0	27
Bill Berg	L	23	1	1	2	-6	33	0	0	0	33
Nick Kypreos	L	19	1	1	2	0	30	0	0	0	14
Zdenek Nedved	R	7	1	1	2	-1	6	0	0	0	7
Kelly Fairchild	C	1	0	1	1	1	2	0	0	0	1
Rob Zettler	D	29	0	1	1	-1	48	0	0	0	11
Don Beaupre	G	8	0	0	0	0	14	0	0	0	0
Sean Haggerty	L	1	0	0	0	0	0	0	0	0	0
David Harlock	D	1	0	0	0	0	0	0	0	0	0
Jamie Heward	D	5	0	0	0	-1	0	0	0	0	8
Matt Martin	D	13	0	0	0	-1	14	0	0	0	3
Felix Potvin	G	69	0	0	0	0	4	0	0	0	0
Damian Rhodes	G	11	0	0	0	0	0	0	0	0	0
Peter White	C	1	0	0	0	0	0	0	0	0	0

PLAYER	POS	GP	W	L	T/O	GA	SV%	GAA	SO	PIM	MIN
Felix Potvin	G	69	30	26	11	192	.910	2.87	2	4	4009
Damian Rhodes	G	11	4	5	1	29	.904	2.79	0	0	624
Don Beaupre	G	8	0	5	0	26	.847	4.64	0	14	336

HOME ARENA

Maple Leaf Gardens (Capacity: 15,726)

PLAYOFF RESULT

Lost Conference Quarter-Final

UNIFORMS

HOME



AWAY



GP	DATE	OPPONENT	RESULT
1	Oct 7	@ Pittsburgh	3-8 L
2	Oct 10	NY Islanders	7-3 W
3	Oct 14	NY Rangers	0-2 L
4	Oct 17	San Jose	7-2 W
5	Oct 20	Calgary	4-3 W (OT)
6	Oct 21	@ Montreal	3-4 L
7	Oct 24	Florida	1-6 L
8	Oct 26	@ Chicago	2-1 W
9	Oct 28	Los Angeles	2-2 T
10	Oct 29	@ NY Rangers	2-3 L
11	Nov 1	@ Wpg. Jets	4-2 W
12	Nov 3	@ Vancouver	4-4 T
13	Nov 4	@ Edmonton	3-3 T
14	Nov 7	Anaheim	6-3 W
15	Nov 10	Washington	6-1 W
16	Nov 11	@ Boston	3-1 W
17	Nov 14	@ Florida	2-5 L
18	Nov 16	@ Tampa Bay	5-4 W (OT)
19	Nov 18	Wpg. Jets	2-1 W
20	Nov 21	St. Louis	5-2 W
21	Nov 24	Hfd. Whalers	0-4 L
22	Nov 25	@ St. Louis	2-2 T
23	Nov 28	@ Wpg. Jets	3-4 L
24	Nov 30	@ Philadelphia	2-3 L
25	Dec 2	Anaheim	4-4 T
26	Dec 5	Ottawa	4-1 W
27	Dec 7	@ New Jersey	2-1 W
28	Dec 9	Dallas	3-1 W
29	Dec 11	Colorado	1-5 L
30	Dec 14	@ San Jose	4-1 W
31	Dec 16	@ Los Angeles	6-3 W
32	Dec 17	@ Anaheim	3-2 W (OT)
33	Dec 20	Chicago	2-4 L
34	Dec 21	@ Chicago	3-3 T
35	Dec 23	Edmonton	6-1 W
36	Dec 27	@ Calgary	0-4 L
37	Dec 29	@ Colorado	2-3 L
38	Dec 30	@ St. Louis	4-3 W (OT)
39	Jan 1	Dallas	1-0 W
40	Jan 3	Boston	4-4 T
41	Jan 5	@ Buffalo	1-3 L
42	Jan 6	Colorado	5-2 W
43	Jan 10	Los Angeles	5-4 W
44	Jan 11	@ NY Islanders	3-4 L
45	Jan 13	Vancouver	2-5 L
46	Jan 17	Wpg. Jets	2-4 L
47	Jan 24	Chicago	2-2 T
48	Jan 27	@ Ottawa	2-2 T
49	Jan 30	@ Detroit	2-4 L
50	Jan 31	St. Louis	0-4 L
51	Feb 3	Montreal	1-4 L
52	Feb 5	@ San Jose	4-6 L
53	Feb 7	@ Anaheim	2-1 W
54	Feb 8	@ Los Angeles	3-4 L
55	Feb 10	Buffalo	2-2 T
56	Feb 12	Pittsburgh	4-1 W
57	Feb 14	San Jose	4-3 W
58	Feb 16	@ Washington	3-4 L
59	Feb 18	Detroit	2-3 L
60	Feb 21	@ Tampa Bay	2-3 L (OT)
61	Feb 22	@ Detroit	3-5 L
62	Feb 24	Dallas	2-3 L
63	Feb 28	@ Wpg. Jets	3-4 L
64	Mar 2	@ Dallas	1-5 L
65	Mar 3	@ Colorado	0-4 L
66	Mar 6	New Jersey	2-2 T
67	Mar 8	@ Hfd. Whalers	4-7 L
68	Mar 9	Calgary	4-3 W
69	Mar 13	Wpg. Jets	3-3 T
70	Mar 15	Dallas	3-0 W
71	Mar 17	Vancouver	4-2 W
72	Mar 19	@ Detroit	5-6 L
73	Mar 20	Detroit	3-4 L (OT)
74	Mar 23	Philadelphia	0-4 L
75	Mar 25	@ Calgary	4-2 W
76	Mar 27	@ Vancouver	6-2 W
77	Mar 30	@ Edmonton	4-3 W
78	Apr 3	Chicago	2-5 L
79	Apr 4	@ St. Louis	3-1 W
80	Apr 6	St. Louis	5-1 W
81	Apr 11	@ Chicago	6-3 W
82	Apr 13	Edmonton	2-3 W



1996-97

1996-97

(30-44-8 / 68 Points / 6th in Central Division)

GENERAL MANAGER: Cliff Fletcher

HEAD COACH: Mike Murphy

CAPTAIN: Doug Gilmour (Oct. - Feb. 25), None (Feb. 25 - Apr.)

PLAYER	POS	GP	G	A	PTS	+/-	PIM	PP	SH	GW	S
Mats Sundin	C	82	41	53	94	6	59	7	4	8	281
Doug Gilmour	C	61	15	45	60	-5	46	2	1	1	103
Wendell Clark	L	65	30	19	49	-2	75	6	0	6	212
Sergei Berezin	L	73	25	16	41	-3	2	7	0	2	177
Larry Murphy	D	69	7	32	39	1	20	4	0	0	137
Kirk Muller	L	66	20	17	37	-23	85	9	1	3	153
Todd Warriner	L	75	12	21	33	-3	41	2	2	0	146
Tie Domi	R	80	11	17	28	-17	275	2	0	1	98
Mike Craig	R	65	7	13	20	-20	62	1	0	0	128
Darby Hendrickson	C	64	11	6	17	-20	47	0	1	0	105
Jamie Baker	C	58	8	8	16	2	28	1	0	3	69
Steve Sullivan	R	21	5	11	16	5	23	1	0	1	45
Dave Ellett	D	56	4	10	14	-8	34	0	0	1	83
Dmitry Yushkevich	D	74	4	10	14	-24	56	1	1	1	99
Rob Zettler	D	48	2	12	14	8	51	0	0	0	31
Fredrik Modin	L	76	6	7	13	-14	24	0	0	0	85
Mathieu Schneider	D	26	5	7	12	3	20	1	0	1	63
Jamie Macoun	D	73	1	10	11	-14	93	0	0	1	64
Brandon Convery	C	39	2	8	10	-9	20	0	0	0	41
Zdenek Nedved	R	23	3	5	8	4	6	1	0	0	22
David Cooper	D	19	3	3	6	-3	16	2	0	0	23
Nick Kyroses	L	35	3	2	5	1	62	0	0	0	18
Jamie Howard	D	20	1	4	5	-6	6	0	0	0	23
Jason Smith	D	21	0	5	5	-4	16	0	0	0	26
Mike Johnson	R	13	2	2	4	-2	4	0	1	1	27
Matt Martin	D	36	0	4	4	-12	38	0	0	0	30
Craig Wolanin	D	23	0	4	4	3	13	0	0	0	31
Tom Pederson	D	15	1	2	3	0	9	1	0	0	23
Jason Podollan	R	10	0	3	3	-2	6	0	0	0	10
Felix Potvin	G	74	0	3	3	0	19	0	0	0	0
Nathan Dempsey	D	14	1	1	2	-2	2	0	0	0	11
Kelly Fairchild	C	22	0	2	2	-5	2	0	0	0	14
Marcel Cousineau	G	13	0	1	1	0	0	0	0	0	0
Ralph Intranuovo	C	3	0	1	1	-1	0	0	0	0	4
D.J. Smith	D	8	0	1	1	-5	7	0	0	0	4
Don Beaupre	G	3	0	0	0	0	0	0	0	0	0
Kelly Chase	R	2	0	0	0	0	27	0	0	0	0
John Craighead	R	5	0	0	0	0	10	0	0	0	0
Mark Kolesar	L	7	0	0	0	-3	0	0	0	0	3
Scott Pearson	L	1	0	0	0	0	2	0	0	0	0
Greg Smyth	D	2	0	0	0	0	0	0	0	0	0
Shayne Toporowski	R	3	0	0	0	0	7	0	0	0	1
Yannick Tremblay	D	5	0	0	0	-4	0	0	0	0	2
Jeff Ware	D	13	0	0	0	2	6	0	0	0	4
Brian Wiseman	C	3	0	0	0	0	0	0	0	0	1

HOME ARENA

Maple Leaf Gardens (Capacity: 15,726)

PLAYOFF RESULT

Out of Playoffs

UNIFORMS



PATCH



Maple Leaf Gardens 65th Anniversary

GP	DATE	OPPONENT	RESULT
1	Oct 5	Anaheim	4-1 W
2	Oct 8	Edmonton	2-4 L
3	Oct 12	Tampa Bay	4-7 L
4	Oct 15	Chicago	1-3 L
5	Oct 19	@ St. Louis	1-6 L
6	Oct 19	Dallas	0-2 L
7	Oct 22	San Jose	4-3 W
8	Oct 24	@ Boston	2-1 W
9	Oct 26	Phoenix	5-2 W
10	Oct 29	Los Angeles	2-5 L
11	Oct 31	@ NY Islanders	5-3 W
12	Nov 2	Detroit	6-2 W
13	Nov 5	St. Louis	6-3 W
14	Nov 7	@ Ottawa	2-5 L
15	Nov 9	Edmonton	7-3 W
16	Nov 10	@ Philadelphia	1-3 L
17	Nov 13	@ Anaheim	2-3 L
18	Nov 14	@ Los Angeles	1-4 L
19	Nov 16	@ Phoenix	2-3 L
20	Nov 19	Buffalo	4-3 W
21	Nov 21	@ Buffalo	3-6 L
22	Nov 23	Montreal	3-4 L
23	Nov 26	Vancouver	3-2 W
24	Nov 27	@ Detroit	2-5 L
25	Nov 30	@ Dallas	2-5 L
26	Dec 3	St. Louis	2-0 W
27	Dec 6	@ NY Rangers	5-6 L
28	Dec 7	NY Rangers	0-4 L
29	Dec 9	@ Chicago	3-1 W
30	Dec 10	New Jersey	2-5 L
31	Dec 14	Phoenix	3-5 L
32	Dec 15	@ Detroit	1-3 L
33	Dec 17	@ San Jose	6-3 W
34	Dec 20	@ Phoenix	2-5 L
35	Dec 21	@ Colorado	6-2 W
36	Dec 23	Pittsburgh	5-6 L
37	Dec 27	St. Louis	3-2 W
38	Dec 28	Chicago	5-4 W
39	Dec 30	NY Islanders	2-0 W
40	Jan 3	@ Edmonton	3-4 L
41	Jan 4	@ Vancouver	3-7 L
42	Jan 7	@ Calgary	3-4 L (OT)
43	Jan 11	Colorado	2-3 L
44	Jan 13	@ Washington	3-6 L
45	Jan 15	Los Angeles	2-3 L
46	Jan 20	@ Hfd. Whalers	1-3 L
47	Jan 22	Calgary	5-3 W
48	Jan 24	@ Chicago	2-1 W (OT)
49	Jan 25	Dallas	1-5 L
50	Jan 27	Colorado	2-5 L
51	Jan 29	St. Louis	0-4 L
52	Jan 31	@ New Jersey	3-3 T
53	Feb 1	Ottawa	1-2 L
54	Feb 5	Anaheim	4-2 W
55	Feb 8	Vancouver	4-2 W
56	Feb 12	@ Anaheim	2-5 L
57	Feb 13	@ Los Angeles	4-4 T
58	Feb 15	@ Calgary	0-3 L
59	Feb 18	@ Vancouver	6-5 W
60	Feb 19	@ Edmonton	5-6 L
61	Feb 22	Montreal	5-1 W
62	Feb 26	Washington	1-3 L
63	Mar 1	San Jose	3-2 W
64	Mar 3	Boston	4-2 W
65	Mar 5	Detroit	4-4 T
66	Mar 8	Hfd. Whalers	1-1 T
67	Mar 10	Dallas	3-3 T
68	Mar 12	Chicago	2-3 L
69	Mar 15	@ Florida	3-3 T
70	Mar 16	@ Tampa Bay	3-1 W
71	Mar 19	Philadelphia	3-6 L
72	Mar 20	@ Pittsburgh	3-6 L
73	Mar 22	Phoenix	0-3 L
74	Mar 26	@ San Jose	2-1 W
75	Mar 27	@ Phoenix	1-1 T
76	Mar 29	@ Colorado	3-2 W
77	Apr 2	Florida	3-1 W
78	Apr 3	@ Detroit	2-2 T
79	Apr 5	Detroit	2-4 L
80	Apr 9	@ Dallas	2-3 L
81	Apr 10	@ St. Louis	1-5 L
82	Apr 12	Calgary	4-1 W



1997-98

(30-43-9 / 69 Points / 6th in Central Division)

GENERAL MANAGER: Ken Dryden

HEAD COACH: Mike Murphy

CAPTAIN: Mats Sundin

PLAYER	POS	GP	G	A	P	+/-	PIM	PP	SH	CW	S
Mats Sundin	C	82	33	41	74	-3	49	9	1	5	219
Mike Johnson	R	82	15	32	47	-4	24	5	0	0	143
Derek King	L	77	21	25	46	-7	43	4	0	3	166
Igor Korolev	C	78	17	22	39	-18	22	6	3	5	97
Mathieu Schneider	D	76	11	26	37	-12	44	4	1	1	181
Fredrik Modin	L	74	16	16	32	-5	32	1	0	4	137
Sergei Berezin	L	68	16	15	31	-3	10	3	0	3	167
Steve Sullivan	L	63	10	18	28	-8	40	1	0	1	112
Wendel Clark	L	47	12	7	19	-21	80	4	0	3	140
Alyn McCauley	C	60	6	10	16	-7	6	0	0	1	77
Jason Smith	D	81	3	13	16	-5	100	0	0	0	97
Tie Domi	R	80	4	10	14	-5	365	0	0	0	72
Todd Warriner	L	45	5	8	13	5	20	0	0	1	73
Darby Hendrickson	C	80	8	4	12	-20	67	0	0	0	115
Dmitry Yushkevich	D	72	0	12	12	-13	78	0	0	0	92
Sylvain Cote	D	12	3	6	9	2	6	1	0	1	20
Jeff Brown	D	19	1	8	9	2	10	1	0	0	30
Danny Markov	D	25	2	5	7	0	28	1	0	0	15
Rob Zetterl	D	59	0	7	7	-8	108	0	0	0	28
Jamie Macoun	D	67	0	7	7	-17	63	0	0	0	67
Lonny Bohonos	R	6	3	3	6	1	4	0	0	0	13
Kris King	L	82	3	3	6	-13	199	0	0	2	53
Yannick Tremblay	D	38	2	4	6	-6	6	1	0	0	45
Martin Prochazka	R	29	2	4	6	-1	8	0	0	0	40
Per Gustafsson	D	22	1	4	5	-5	10	0	0	0	24
Jamie Baker	C	13	0	5	5	1	10	0	0	0	16
David Cooper	D	9	0	4	4	2	8	0	0	0	13
Mike Kennedy	C	13	0	1	1	-2	14	0	0	0	12
Kevyn Adams	C	5	0	0	0	0	7	0	0	0	3
Jeff Ware	D	2	0	0	0	1	0	0	0	0	0
Craig Wolanin	D	10	0	0	0	-9	6	0	0	0	5

PLAYER	GP	W	L	T	OT	GAA	SV%	SO	G	A	PIM	TOI
Felix Potvin	67	26	33	7	0	2.73	.906	5	0	0	8	3,864:25
Glenn Healy	21	4	10	2	0	2.98	.883	0	0	0	0	1,068:17
Marcel Cousineau	2	0	0	0	0	0.00	1.000	0	0	0	0	16:39

HOME ARENA

Maple Leaf Gardens (Capacity: 15,726)

PLAYOFF RESULT

Out of Playoffs

UNIFORMS

HOME



AWAY



*The 1998 Winter Olympics in Nagano, Japan was the first year that the modern NHL took a break to allow its players to participate. The Olympic break began on February 8 and the NHL schedule resumed on February 25.

GP	DATE	OPPONENT	RESULT
1	Oct 1	Washington	1-4 L
2	Oct 4	@ NY Islanders	0-3 L
3	Oct 7	@ Calgary	2-1 W
4	Oct 9	@ Vancouver	2-2 T
5	Oct 11	@ Edmonton	1-2 L
6	Oct 14	Detroit	2-3 L
7	Oct 15	@ Detroit	4-3 W
8	Oct 18	Dallas	4-5 L
9	Oct 22	Ottawa	2-6 L
10	Oct 25	Calgary	4-3 W
11	Oct 28	Anaheim	2-2 T
12	Nov 1	@ Montreal	1-5 L
13	Nov 4	@ San Jose	0-0 T
14	Nov 5	@ Calgary	4-3 W
15	Nov 8	Phoenix	0-3 L
16	Nov 11	Chicago	5-2 W
17	Nov 13	@ Chicago	2-1 W
18	Nov 15	Pittsburgh	0-5 L
19	Nov 17	St. Louis	2-3 L
20	Nov 19	Philadelphia	3-1 W
21	Nov 21	@ Colorado	1-3 L
22	Nov 22	@ Phoenix	0-2 L
23	Nov 25	San Jose	3-1 W
24	Nov 29	Vancouver	2-4 L
25	Dec 2	Anaheim	3-3 T
26	Dec 4	@ St. Louis	3-4 L
27	Dec 6	Los Angeles	7-2 W
28	Dec 8	Dallas	3-0 W
29	Dec 10	Colorado	2-2 T
30	Dec 13	New Jersey	0-3 L
31	Dec 15	@ Colorado	2-3 L
32	Dec 17	@ Anaheim	6-2 W
33	Dec 18	@ Los Angeles	2-5 L
34	Dec 20	@ Phoenix	3-2 W
35	Dec 23	Edmonton	5-4 W
36	Dec 26	@ Detroit	1-4 L
37	Dec 27	Detroit	1-8 L
38	Dec 31	Boston	2-2 T
39	Jan 1	Chicago	3-2 T
40	Jan 3	@ New Jersey	2-4 L
41	Jan 6	@ Washington	3-5 L
42	Jan 7	@ Tampa Bay	5-2 W
43	Jan 10	Chicago	3-4 L
44	Jan 12	@ NY Rangers	2-3 L
45	Jan 14	Buffalo	1-4 L
46	Jan 21	@ Detroit	3-0 W
47	Jan 22	@ Chicago	3-0 W
48	Jan 24	Tampa Bay	5-2 W
49	Jan 26	@ Dallas	1-5 L
50	Jan 29	@ St. Louis	0-2 L
51	Jan 31	Phoenix	2-5 L
52	Feb 2	Dallas	1-5 L
53	Feb 4	St. Louis	3-2 W
54	Feb 5	@ Ottawa	2-3 L
55	Feb 7	Florida	3-2 W
56	Feb 25	@ Buffalo	2-2*
57	Feb 26	NY Rangers	2-5 L
58	Feb 28	Montreal	4-0 W
59	Mar 2	@ Pittsburgh	1-3 L
60	Mar 4	Colorado	3-5 L
61	Mar 7	Edmonton	4-1 W
62	Mar 9	@ San Jose	2-3 L
63	Mar 11	Anaheim	3-1 W
64	Mar 12	@ Los Angeles	2-1 W
65	Mar 14	Calgary	1-1 W
66	Mar 16	@ Philadelphia	2-4 L
67	Mar 18	Detroit	2-5 L
68	Mar 19	@ Boston	0-4 L
69	Mar 21	Vancouver	1-1 T
70	Mar 24	@ Phoenix	2-4 L
71	Mar 26	@ Dallas	1-0 W
72	Mar 28	NY Islanders	4-3 W (OT)
73	Mar 30	Los Angeles	2-3 L
74	Apr 1	St. Louis	4-6 L
75	Apr 4	San Jose	3-5 L
76	Apr 6	@ Dallas	2-4 L
77	Apr 7	@ Florida	3-1 W
78	Apr 9	@ Carolina	2-5 L
79	Apr 11	Carolina	5-1 W
80	Apr 15	Chicago	3-2 W
81	Apr 18	@ Edmonton	3-4 L
82	Apr 19	@ Vancouver	2-1 W



1998-99

1998-99

(45-30-7 / 97 Points / 2nd in Northeast Division)

GENERAL MANAGER: Ken Dryden

HEAD COACH: Pat Quinn

CAPTAIN: Mats Sundin

Table with 11 columns: PLAYER, POS, GP, G, A, P, +/-, PIM, PP, SH, GW, S. Lists player statistics for the season.

Table with 11 columns: PLAYER, GP, W, L, T, OT, GAA, SV%, SO, G, A, PIM, TOI. Lists goalie statistics for the season.

HOME ARENA

Maple Leaf Gardens (Capacity: 15,726) (Oct. - Feb. 13)

Air Canada Centre (Capacity: 18,819) (Feb. 20 - Apr)

PLAYOFF RESULT

Lost Conference Final

UNIFORMS

HOME

AWAY

ALTERNATE



PATCH



Maple Leaf Gardens - Memories & Dreams

*Last game at Maple Leaf Gardens.

**First game at Air Canada Centre.

Main game log table with columns: GP, DATE, OPPONENT, RESULT. Lists all games from Oct 10 to Apr 17.

PAGE 293



1999-00

(45-27-7-3 / 100 Points / 1st in Northeast Division)

GENERAL MANAGER: Pat Quinn

HEAD COACH: Pat Quinn

CAPTAIN: Mats Sundin

PLAYER	POS	GP	G	A	P	+/-	PIM	PP	SH	GW	S
Mats Sundin	C	73	32	41	73	16	46	10	2	7	184
Steve Thomas	R	81	26	37	63	1	68	9	0	9	151
Jonas Hoglund	R	82	29	27	56	-2	10	9	1	3	215
Igor Korolev	C	80	20	26	46	12	22	5	3	4	101
Yanic Perreault	C	58	18	27	45	3	22	5	0	4	114
Tomas Kaberle	D	82	7	33	40	3	24	2	0	0	82
Sergei Berezin	L	61	26	13	39	8	2	5	0	4	241
Nik Antropov	C	66	12	18	30	14	41	0	0	2	89
Dmitri Khristich	R	53	12	18	30	8	24	3	0	0	79
Bryan Berard	D	64	3	27	30	11	42	1	0	0	98
Dmitry Yushkevich	D	77	3	24	27	2	55	2	1	1	103
Mike Johnson	R	52	11	14	25	8	23	2	1	3	89
Garry Valk	L	73	10	14	24	-2	44	0	1	1	91
Darcy Tucker	R	27	7	10	17	3	55	0	2	3	40
Alexander Karpovtsev	D	69	3	14	17	9	54	3	0	0	51
Cory Cross	D	71	4	11	15	13	64	0	0	1	60
Tie Domi	R	70	5	9	14	-5	198	0	0	2	64
Kevyn Adams	C	52	5	8	13	-7	39	0	0	0	70
Alyn McCauley	C	45	5	5	10	-6	10	1	0	0	41
Danny Markov	D	59	0	10	10	13	28	0	0	0	38
Kris King	L	39	2	4	6	4	55	0	0	0	24
Todd Warriner	L	18	3	1	4	6	2	0	0	0	33
Wendel Clark	L	20	2	2	4	-3	21	0	0	1	36
Gerald Diduck	D	26	0	3	3	2	33	0	0	0	18
Chris McAllister	L	36	0	3	3	-4	68	0	0	0	12
Nathan Dempsey	D	6	0	2	2	2	2	0	0	0	3
Adam Mair	C	8	1	0	1	-1	6	0	0	0	7
Steve Sullivan	L	7	0	1	1	-1	4	0	0	0	11
Sylvain Cote	D	3	0	1	1	1	0	0	0	0	3
Greg Andrusak	D	9	0	1	1	1	4	0	0	0	5
D.J. Smith	D	3	0	0	0	-1	5	0	0	0	2
Dmitriy Yakushin	D	2	0	0	0	0	2	0	0	0	1
Derek King	L	3	0	0	0	-2	2	0	0	0	4

PLAYER	GP	W	L	T	OT	GAA	SV%	SO	G	A	PIM	TOI
Curtis Joseph	63	36	20	7	2	2.49	.915	4	0	1	14	3,801:05
Glenn Healy	20	9	10	0	1	3.04	.888	2	0	1	2	1,163:30

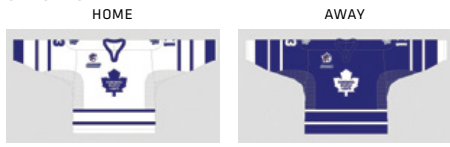
HOME ARENA

Air Canada Centre (Capacity: 18,819)

PLAYOFF RESULT

Lost Conference Semi-Final

UNIFORMS



PATCHES



GP	DATE	OPPONENT	RESULT
1	Oct 2	@ Montreal	4-1W
2	Oct 4	Boston	4-0W
3	Oct 6	Colorado	2-1W
4	Oct 9	@ Ottawa	3-4L
5	Oct 11	Nashville	2-4L
6	Oct 13	Florida	3-2W
7	Oct 15	@ Chicago	2-1W
8	Oct 16	St. Louis	2-4L
9	Oct 20	Carolina	3-3T*
10	Oct 23	Montreal	3-2W
11	Oct 25	Dallas	4-0W
12	Oct 27	Atl. Thrashers	4-0W
13	Oct 30	Calgary	2-1W
14	Nov 3	@ Carolina	6-0W
15	Nov 5	@ Washington	3-5L
16	Nov 6	@ New Jersey	3-3T
17	Nov 9	Anaheim	0-2L
18	Nov 11	@ Boston	3-4L (OT)
19	Nov 13	Detroit	1-1T
20	Nov 15	San Jose	4-2W
21	Nov 17	St. Louis	2-3L
22	Nov 20	NY Rangers	4-3W (OT)
23	Nov 23	@ Pittsburgh	1-3L
24	Nov 26	@ Philadelphia	2-3L (OT)
25	Nov 27	Edmonton	5-2W
26	Nov 29	Washington	3-1W
27	Dec 2	@ Carolina	2-2T
28	Dec 4	Pittsburgh	3-2W (OT)
29	Dec 6	Buffalo	3-2W (OT)
30	Dec 9	@ Philadelphia	2-4L
31	Dec 11	Philadelphia	6-4W
32	Dec 13	Ottawa	1-3L
33	Dec 15	NY Islanders	5-1W
34	Dec 18	Montreal	2-1W
35	Dec 20	@ Florida	6-4W
36	Dec 21	@ Tampa Bay	4-2W
37	Dec 23	New Jersey	4-1W
38	Dec 29	@ NY Islanders	2-1W
39	Jan 1	Buffalo	1-8L
40	Jan 3	Buffalo	6-2W
41	Jan 5	@ NY Rangers	2-3L (OT)
42	Jan 7	@ Pittsburgh	2-5L
43	Jan 8	NY Rangers	3-5L
44	Jan 11	@ Boston	3-2W
45	Jan 14	@ Edmonton	3-2W (OT)
46	Jan 15	@ Calgary	0-4L
47	Jan 17	@ Vancouver	5-4W (OT)
48	Jan 22	Washington	5-5T
49	Jan 24	Ottawa	3-3T
50	Jan 26	@ Detroit	2-4L
51	Jan 27	@ NY Rangers	4-3W
52	Jan 29	Los Angeles	3-2W
53	Feb 1	@ Tampa Bay	5-3W
54	Feb 3	@ Boston	2-4L
55	Feb 9	Philadelphia	2-4L
56	Feb 12	Vancouver	1-4L
57	Feb 14	Carolina	2-5L
58	Feb 16	Boston	3-3T
59	Feb 19	@ Montreal	1-2L
60	Feb 23	Phoenix	5-3W
61	Feb 25	@ New Jersey	3-1W
62	Feb 26	@ Buffalo	5-2W
63	Feb 29	@ Atl. Thrashers	4-0W
64	Mar 1	@ Florida	1-3L
65	Mar 4	Montreal	4-3W
66	Mar 6	@ Vancouver	6-5W (OT)
67	Mar 7	@ Edmonton	2-0W
68	Mar 9	@ Calgary	6-2W
69	Mar 11	@ Ottawa	4-2W
70	Mar 15	Chicago	2-5L
71	Mar 16	@ Detroit	4-3W (OT)
72	Mar 18	Atl. Thrashers	1-4L
73	Mar 22	NY Islanders	2-5L
74	Mar 23	@ Ottawa	2-3L
75	Mar 25	New Jersey	5-3W
76	Mar 29	@ St. Louis	3-2W
77	Mar 30	@ Chicago	0-4L
78	Apr 1	@ Washington	4-3W
79	Apr 3	Buffalo	2-3L
80	Apr 5	Pittsburgh	2-4L
81	Apr 7	@ NY Islanders	2-1W
82	Apr 8	Tampa Bay	4-2W

*From 1999-00 to 2003-04, each team was awarded a point in games that were tied after regulation. Five minutes of four-on-four sudden-death overtime was then played and if a goal was scored, the winning team would receive an extra point.



2000-01

2000-01

(37-29-11-5 / 90 Points / 3rd in Northeast Division)

GENERAL MANAGER: Pat Quinn

HEAD COACH: Pat Quinn

CAPTAIN: Mats Sundin

PLAYER	POS	GP	G	A	P	+/-	PIM	PP	SH	GW	S
Mats Sundin	C	82	28	46	74	15	76	9	0	6	226
Gary Roberts	L	82	29	24	53	16	109	8	2	3	138
Yanic Perreault	C	76	24	28	52	0	52	5	0	2	134
Sergei Berezin	L	79	22	28	50	2	8	10	0	3	256
Jonas Hoglund	R	82	23	26	49	1	14	5	0	5	196
Tomas Kaberle	D	82	6	39	45	10	24	0	0	1	96
Darcy Tucker	R	82	16	21	37	6	141	2	0	4	122
Steve Thomas	R	57	8	26	34	0	46	1	0	1	140
Igor Korolev	C	73	10	19	29	3	28	2	0	0	78
Bryan McCabe	D	82	5	24	29	16	123	3	0	2	159
Garry Valk	L	74	8	18	26	4	46	1	0	2	87
Shayne Corson	L	77	8	18	26	1	189	0	0	2	102
Dmitry Yushkevich	D	81	5	19	24	-2	52	1	0	0	110
Tie Domi	R	82	13	7	20	2	214	1	0	1	60
Nik Antropov	C	52	6	11	17	5	30	0	0	1	71
Danny Markov	D	59	3	13	16	6	34	1	0	2	49
Dave Manson	D	74	4	7	11	13	93	0	0	0	70
Nathan Dempsey	D	25	1	9	10	13	4	1	0	0	31
Dmitri Khristich	R	27	3	6	9	8	8	2	0	0	23
Cory Cross	D	41	3	5	8	7	50	1	0	1	34
Alexei Ponikarovsky	L	22	1	3	4	-1	14	0	0	0	21
Aki Berg	D	12	3	0	3	-6	2	3	0	1	12
Petr Svoboda	D	18	1	2	3	-5	10	1	0	0	17
Wade Belak	R	16	0	1	2	-4	31	0	0	0	8
Adam Mair	C	16	1	2	2	3	14	0	0	0	17
Alyn McCauley	C	14	1	0	1	0	0	0	0	0	13
Don MacLean	C	3	0	1	1	-2	2	0	0	0	2
David Cooper	D	2	0	0	0	-1	0	0	0	0	3
Jeff Farkas	C	2	0	0	0	-1	2	0	0	0	1

PLAYER	GP	W	L	T	OT	GAA	SV%	SO	G	A	PIM	TOI
Curtis Joseph	68	33	27	8	5	2.39	.915	6	0	1	8	4,100:04
Glenn Healy	15	4	7	3	0	2.62	.885	0	0	0	0	870:55

HOME ARENA

Air Canada Centre (Capacity: 18,819)

PLAYOFF RESULT

Lost Conference Semi-Final

UNIFORMS

HOME

AWAY

ALTERNATE



GP	DATE	OPPONENT	RESULT
1	Oct 7	Montreal	2-0 W
2	Oct 9	Dallas	1-3 L
3	Oct 11	NY Islanders	3-2 W
4	Oct 14	Ottawa	0-4 L
5	Oct 16	@ Vancouver	2-5 L
6	Oct 19	@ Edmonton	4-1 W
7	Oct 21	@ Calgary	2-1 W
8	Oct 25	Minnesota	6-1 W
9	Oct 27	@ Buffalo	1-2 L
10	Oct 28	@ Boston	2-1 W (OT)
11	Oct 31	@ Ottawa	3-4 L
12	Nov 2	New Jersey	5-3 W
13	Nov 4	@ St. Louis	0-0 T
14	Nov 5	Boston	7-1 W
15	Nov 8	Carolina	5-0 W
16	Nov 10	@ Carolina	1-3 L
17	Nov 11	Chicago	3-3 T
18	Nov 15	Philadelphia	1-2 L (OT)
19	Nov 17	Tampa Bay	2-2 T
20	Nov 18	@ Montreal	6-1 W
21	Nov 21	@ NY Rangers	3-1 W
22	Nov 22	Edmonton	4-3 W
23	Nov 25	Ottawa	2-4 L
24	Nov 29	St. Louis	5-6 L (OT)
25	Nov 30	@ NY Islanders	6-4 W
26	Dec 2	NY Rangers	8-2 W
27	Dec 4	Florida	4-4 T
28	Dec 6	Detroit	3-0 W
29	Dec 9	Pittsburgh	5-1 W
30	Dec 13	@ Pittsburgh	7-4 W
31	Dec 15	@ NY Islanders	2-3 L
32	Dec 16	Calgary	5-6 L (OT)
33	Dec 20	Nashville	1-3 L
34	Dec 21	@ Boston	0-4 L
35	Dec 23	@ Montreal	5-2 W
36	Dec 26	@ Atl. Thrashers	3-5 L
37	Dec 27	@ Pittsburgh	0-5 L
38	Dec 30	Florida	4-1 W
39	Dec 31	@ Tampa Bay	3-2 W
40	Jan 3	Buffalo	1-1 T
41	Jan 5	@ Buffalo	3-3 T
42	Jan 6	Washington	2-3 L
43	Jan 10	Tampa Bay	1-3 L
44	Jan 12	Phoenix	3-2 W
45	Jan 13	@ New Jersey	4-4 T
46	Jan 17	Los Angeles	1-2 L
47	Jan 18	@ NY Rangers	1-2 L (OT)
48	Jan 20	Buffalo	2-0 W
49	Jan 24	Boston	1-2 L
50	Jan 25	@ Atl. Thrashers	2-1 W (OT)
51	Jan 27	NY Rangers	3-1 W
52	Jan 29	@ St. Louis	1-2 L
53	Jan 31	@ Carolina	4-3 W
54	Feb 1	@ Washington	4-5 L
55	Feb 7	Atl. Thrashers	7-1 W
56	Feb 8	@ Detroit	1-2 L
57	Feb 10	Detroit	3-3 T
58	Feb 14	Columbus	2-2 T
59	Feb 15	@ Philadelphia	2-5 L
60	Feb 17	Colorado	5-5 T
61	Feb 19	New Jersey	0-2 L
62	Feb 22	Vancouver	4-1 W
63	Feb 24	Montreal	5-1 W
64	Feb 25	@ Chicago	4-6 L
65	Feb 28	San Jose	2-1 W
66	Mar 1	@ Washington	3-2 W (OT)
67	Mar 3	Ottawa	2-3 L (OT)
68	Mar 6	@ Calgary	3-1 W
69	Mar 7	@ Edmonton	0-4 L
70	Mar 10	@ Vancouver	3-3 T
71	Mar 14	Anaheim	3-2 W
72	Mar 15	@ Tampa Bay	2-3 L
73	Mar 17	@ Florida	5-3 W
74	Mar 20	@ Buffalo	0-3 L
75	Mar 21	Florida	1-3 L
76	Mar 24	Philadelphia	5-3 W
77	Mar 28	Boston	0-3 L
78	Mar 29	@ Philadelphia	2-1 W
79	Mar 31	@ Montreal	1-4 L
80	Apr 4	NY Islanders	4-2 W
81	Apr 6	@ Chicago	1-0 W
82	Apr 7	@ Ottawa	3-5 L



2001-02

(43-25-10-4 / 100 Points / 2nd in Northeast Division)

GENERAL MANAGER: Pat Quinn

HEAD COACH: Pat Quinn

CAPTAIN: Mats Sundin

PLAYER	POS	GP	G	A	P	+/-	PIM	PP	SH	GW	S
Mats Sundin	C	82	41	39	80	6	94	10	2	9	262
Darcy Tucker	R	77	24	35	59	24	92	7	0	5	124
Alexander Mogilny	R	66	24	33	57	1	8	5	0	4	188
Mikael Renberg	R	71	14	38	52	11	36	4	0	3	130
Robert Reichel	C	78	20	31	51	7	26	1	0	3	152
Gary Roberts	L	69	21	27	48	-4	63	6	2	2	122
Jonas Hoglund	R	82	13	34	47	11	26	1	1	4	199
Bryan McCabe	D	82	17	26	43	16	129	8	0	1	157
Tomas Kaberle	D	69	10	29	39	5	2	5	0	3	85
Travis Green	C	82	11	23	34	13	61	3	0	2	119
Shayne Corson	L	74	12	21	33	11	120	0	1	1	111
Tie Domi	R	74	9	10	19	3	157	0	0	2	93
Dmitry Yushkevich	D	55	6	13	19	14	26	3	0	0	79
Alyn McCauley	C	82	6	10	16	10	18	0	1	1	95
Garry Valk	L	63	5	10	15	2	28	0	0	0	80
Jyrki Lumme	D	51	4	8	12	13	18	1	2	1	61
Cory Cross	D	50	3	9	12	11	54	0	0	1	39
Aki Berg	D	81	1	10	11	14	46	0	0	0	66
Paul Healey	R	21	3	7	10	7	2	0	0	0	29
Wade Belak	R	63	1	3	4	2	142	0	0	0	47
Karel Pilar	D	23	1	3	4	3	8	0	0	0	32
Alexei Ponikarovsky	L	8	2	0	2	2	0	0	0	1	8
Nik Antropov	C	11	1	1	2	-1	4	0	0	0	12
Anders Eriksson	D	34	0	2	2	-1	12	0	0	0	31
Jeff Farkas	C	6	0	2	2	1	4	0	0	0	3
Dave Manson	D	13	0	1	1	3	10	0	0	0	12
Bob Wren	L	1	0	0	0	1	0	0	0	0	0
Marc Moro	D	2	0	0	0	0	2	0	0	0	0
Nathan Dempsey	D	3	0	0	0	1	0	0	0	0	3

PLAYER	GP	W	L	T	OT	GAA	SV%	SO	G	A	PIM	TOI
Curtis Joseph	51	29	17	5	2	2.23	.906	4	0	1	10	3,064:55
Corey Schwab	30	12	10	5	2	2.73	.894	1	0	0	2	1,645:51
Tom Barrasso	4	2	2	0	0	2.74	.909	0	0	0	0	218:57
Sebastien Centomo	1	0	0	0	0	4.50	.750	0	0	0	0	40:00

HOME ARENA

Air Canada Centre (Capacity: 18,819)

PLAYOFF RESULT

Lost Conference Final

UNIFORMS

HOME



AWAY



ALTERNATE 1



ALTERNATE 2



*The 2002 Winter Olympics in Salt Lake City, USA marked the second year of modern NHL participation. The Olympic break began on February 14 and the NHL schedule resumed on February 26.

GP	DATE	OPPONENT	RESULT
1	Oct 3	Ottawa	4-5 L
2	Oct 6	@ Montreal	2-2 T
3	Oct 8	Anaheim	6-1 W
4	Oct 11	@ Carolina	3-2 W
5	Oct 13	St. Louis	2-5 L
6	Oct 16	@ Edmonton	4-1 W
7	Oct 18	@ Vancouver	6-5 W
8	Oct 20	@ Calgary	1-4 L
9	Oct 23	Boston	2-0 W
10	Oct 25	@ Boston	1-2 L (OT)
11	Oct 27	Pittsburgh	4-0 W
12	Oct 30	Tampa Bay	3-2 W
13	Nov 1	@ Pittsburgh	1-3 L
14	Nov 3	Colorado	4-1 W
15	Nov 6	Washington	4-2 W
16	Nov 9	@ New Jersey	2-3 L (OT)
17	Nov 10	New Jersey	1-1 T
18	Nov 14	@ Florida	3-2 W
19	Nov 15	@ Tampa Bay	3-2 W
20	Nov 17	@ Ottawa	1-2 L (OT)
21	Nov 19	Florida	5-1 W
22	Nov 21	@ Buffalo	2-4 L
23	Nov 23	@ NY Islanders	1-3 L
24	Nov 24	Boston	2-0 W
25	Nov 27	Carolina	2-5 L
26	Nov 30	@ Chicago	2-1 W
27	Dec 1	Chicago	4-1 W
28	Dec 4	Pittsburgh	0-1 L
29	Dec 6	@ NY Rangers	6-3 W
30	Dec 8	NY Rangers	4-3 W
31	Dec 11	Phoenix	6-3 W
32	Dec 13	@ St. Louis	4-3 W (OT)
33	Dec 15	Montreal	6-4 W
34	Dec 18	Los Angeles	1-3 L
35	Dec 21	@ Buffalo	3-3 T
36	Dec 22	Buffalo	3-2 W
37	Dec 26	@ Carolina	3-4 L
38	Dec 28	@ Atl. Thrashers	4-5 L
39	Dec 29	Florida	2-4 L
40	Dec 31	@ Tampa Bay	4-1 W
41	Jan 3	@ Boston	2-1 W
42	Jan 5	Ottawa	3-1 W
43	Jan 7	@ Ottawa	3-4 L
44	Jan 8	Nashville	4-3 W
45	Jan 11	@ Washington	3-3 T
46	Jan 12	Montreal	1-1 T
47	Jan 15	Atl. Thrashers	2-3 L
48	Jan 17	@ Nashville	2-3 L (OT)
49	Jan 19	Philadelphia	0-3 L
50	Jan 22	@ Calgary	6-1 W
51	Jan 25	@ Vancouver	1-6 L
52	Jan 26	@ Edmonton	1-4 L
53	Jan 29	San Jose	4-3 W
54	Jan 30	@ Atl. Thrashers	6-0 W
55	Feb 5	Minnesota	3-1 W
56	Feb 7	@ NY Islanders	1-4 L
57	Feb 9	Montreal	4-1 W
58	Feb 11	Atl. Thrashers	5-4 W
59	Feb 26	Carolina	4-1 W*
60	Mar 1	@ New Jersey	2-4 L
61	Mar 2	Buffalo	3-3 T
62	Mar 4	@ Washington	3-2 W
63	Mar 5	@ Detroit	2-6 L
64	Mar 9	@ Montreal	1-1 T
65	Mar 10	@ Philadelphia	3-1 W
66	Mar 12	Philadelphia	1-1 T
67	Mar 14	@ Boston	2-1 W
68	Mar 16	Dallas	5-5 T
69	Mar 19	NY Islanders	3-2 W (OT)
70	Mar 21	Washington	3-4 L
71	Mar 23	Buffalo	2-0 W
72	Mar 25	@ Philadelphia	1-4 L
73	Mar 26	Tampa Bay	7-2 W
74	Mar 28	NY Islanders	4-5 L
75	Mar 30	New Jersey	1-3 L
76	Apr 1	@ Detroit	5-4 W (OT)
77	Apr 4	NY Rangers	2-4 L
78	Apr 6	Florida	2-2 T
79	Apr 8	Columbus	4-1 W
80	Apr 10	@ NY Rangers	7-2 W
81	Apr 12	@ Pittsburgh	5-2 W
82	Apr 13	Ottawa	5-2 W



2002-03

2002-03

(44-28-7-3 / 98 Points / 2nd in Northeast Division)

GENERAL MANAGER: Pat Quinn

HEAD COACH: Pat Quinn

CAPTAIN: Mats Sundin

PLAYER	POS	GP	G	A	P	+/-	PIM	PP	SH	GW	S
Alexander Mogilny	R	73	33	46	79	4	12	5	3	9	165
Mats Sundin	C	75	37	35	72	1	58	16	3	8	223
Tomas Kaberle	C	82	11	36	47	20	30	4	1	2	119
Nik Antropov	D	72	16	29	45	11	124	2	1	6	102
Robert Svehla	D	82	7	38	45	13	46	2	0	1	110
Robert Reichel	C	81	12	30	42	7	26	1	1	1	111
Darcy Tucker	R	77	10	26	36	-7	119	4	1	2	108
Mikael Renberg	R	67	14	21	35	5	36	7	0	1	137
Jonas Hoglund	R	79	13	19	32	2	12	2	0	3	157
Tie Domi	R	79	15	14	29	-1	171	4	0	0	91
Travis Green	C	75	12	12	24	2	67	2	1	3	86
Bryan McCabe	D	75	6	18	24	9	135	3	0	1	149
Jyrki Lumme	D	73	6	11	17	10	46	1	0	3	72
Tom Fitzgerald	R	66	4	13	17	10	57	0	0	0	89
Shayne Corson	L	46	7	8	15	-5	49	0	0	0	69
Alyn McCauley	C	64	6	9	15	3	16	0	0	0	79
Owen Nolan	R	14	7	5	12	2	16	5	0	1	29
Aki Berg	D	78	4	7	11	3	28	0	0	2	49
Paul Healey	R	44	3	7	10	8	16	1	0	0	43
Wade Belak	R	55	3	6	9	-2	196	0	0	0	33
Gary Roberts	L	14	5	3	8	-2	10	3	0	0	22
Karel Pilar	D	17	3	4	7	-7	12	1	0	1	22
Glen Wesley	D	7	0	3	3	3	4	0	0	0	5
Alexei Ponikarovsky	L	13	0	3	3	4	11	0	0	0	13
Richard Jackman	D	42	0	2	2	-10	41	0	0	0	35
Harold Druken	C	5	0	2	2	1	2	0	0	0	8
Josh Holden	C	5	1	0	1	-2	2	0	0	0	6
Matt Stajan	C	1	1	0	1	1	0	0	0	0	1
Carlo Colaiacovo	D	2	0	1	1	0	0	0	0	0	1
Aaron Gavey	C	5	0	1	1	1	0	0	0	0	8
Phil Housley	D	1	0	0	0	-1	2	0	0	0	3
Doug Gilmour	C	1	0	0	0	0	0	0	0	0	0
Anders Eriksson	D	4	0	0	0	1	0	0	0	0	7

PLAYER	GP	W	L	T	OT	GAA	SV%	SO	G	A	PIM	TOI
Ed Belfour	62	37	20	5	1	2.26	.922	7	0	2	24	3,737:54
Trevor Kidd	19	6	10	2	2	3.10	.896	0	0	0	0	1,143:02
Mikael Tellqvist	3	1	1	0	0	2.79	.895	0	0	0	0	85:53

HOME ARENA

Air Canada Centre (Capacity: 18,819)

PLAYOFF RESULT

Lost Conference Quarter-Final

UNIFORMS

HOME

AWAY

ALTERNATE



GP	DATE	OPPONENT	RESULT
1	Oct 10	@ Pittsburgh	6-0 W
2	Oct 12	Ottawa	1-2 L
3	Oct 14	Pittsburgh	4-5 L
4	Oct 15	@ NY Rangers	4-5 L
5	Oct 17	Phoenix	5-3 W
6	Oct 19	@ Montreal	2-2 T
7	Oct 21	Boston	1-4 L
8	Oct 23	Florida	1-4 L
9	Oct 26	NY Rangers	3-4 L
10	Oct 28	Anaheim	5-2 W
11	Oct 31	Atl. Thrashers	3-3 T
12	Nov 2	Montreal	2-5 L
13	Nov 5	Tampa Bay	4-3 W
14	Nov 8	Dallas	1-2 L
15	Nov 9	@ St. Louis	3-6 L
16	Nov 12	@ Los Angeles	4-3 W (OT)
17	Nov 15	@ Buffalo	3-2 W
18	Nov 16	Detroit	1-2 L
19	Nov 19	Boston	2-0 W
20	Nov 23	Philadelphia	6-0 W
21	Nov 25	@ Ottawa	0-2 L
22	Nov 26	Washington	5-4 W
23	Nov 29	@ Philadelphia	3-0 W
24	Nov 30	Buffalo	3-1 W
25	Dec 3	Tampa Bay	4-3 W (OT)
26	Dec 6	@ NY Islanders	2-4 L
27	Dec 7	New Jersey	1-0 W
28	Dec 10	Pittsburgh	4-2 W
29	Dec 12	@ Philadelphia	1-2 L
30	Dec 14	NY Rangers	4-1 W
31	Dec 16	@ Atl. Thrashers	0-1 L
32	Dec 18	@ Florida	2-2 T
33	Dec 19	@ Tampa Bay	2-1 W
34	Dec 21	San Jose	3-3 T
35	Dec 23	Atl. Thrashers	5-1 W
36	Dec 27	@ Calgary	4-3 W
37	Dec 28	@ Edmonton	2-3 L (OT)
38	Dec 31	Vancouver	5-3 W
39	Jan 3	@ New Jersey	0-2 L
40	Jan 4	New Jersey	2-1 W
41	Jan 7	Boston	5-2 W
42	Jan 9	@ Pittsburgh	4-2 W
43	Jan 11	@ Boston	2-6 L
44	Jan 13	@ NY Rangers	1-5 L
45	Jan 14	Calgary	3-2 W
46	Jan 17	@ Washington	4-1 W
47	Jan 18	Montreal	3-2 W (OT)
48	Jan 21	Philadelphia	1-3 L
49	Jan 24	@ Buffalo	0-4 L
50	Jan 25	Colorado	0-3 L
51	Jan 29	@ Carolina	3-2 W
52	Jan 30	@ Atl. Thrashers	5-2 W
53	Feb 5	Florida	6-0 W
54	Feb 6	@ Tampa Bay	3-2 W (OT)
55	Feb 8	Montreal	3-1 W
56	Feb 11	Edmonton	4-5 L
57	Feb 12	@ Chicago	3-1 W
58	Feb 15	Ottawa	2-1 W
59	Feb 18	Carolina	4-3 W
60	Feb 20	@ Washington	6-2 W
61	Feb 22	Montreal	5-3 W
62	Feb 23	Nashville	2-5 L
63	Feb 25	NY Islanders	5-2 W
64	Feb 27	Detroit	2-7 L
65	Mar 1	Carolina	4-1 W
66	Mar 3	Florida	1-2 L
67	Mar 4	@ Ottawa	1-4 L
68	Mar 6	@ Buffalo	2-4 L
69	Mar 8	Vancouver	3-3 T
70	Mar 10	@ Edmonton	3-2 W
71	Mar 13	@ Calgary	3-4 L (OT)
72	Mar 15	@ Vancouver	1-0 W
73	Mar 18	NY Islanders	3-3 T
74	Mar 20	@ Columbus	3-4 L (OT)
75	Mar 22	Buffalo	3-2 W (OT)
76	Mar 24	@ Boston	2-3 L
77	Mar 25	@ Carolina	3-3 T
78	Mar 28	NY Islanders	5-2 W
79	Mar 29	Washington	4-3 W (OT)
80	Apr 1	@ New Jersey	3-2 W (OT)
81	Apr 3	Minnesota	2-1 W
82	Apr 5	Ottawa	1-3 L



2003-04

(45-24-10-3 / 103 Points / 2nd in Northeast Division)

GENERAL MANAGER: John Ferguson

HEAD COACH: Pat Quinn

CAPTAIN: Mats Sundin

PLAYER	POS	GP	G	A	P	+/-	PIM	PP	SH	CW	S
Mats Sundin	C	81	31	44	75	11	52	11	1	10	226
Bryan McCabe	D	75	16	37	53	22	86	8	0	2	168
Joe Nieuwendyk	C	64	22	28	50	7	26	10	1	5	131
Gary Roberts	L	72	28	20	48	9	84	11	1	7	124
Owen Nolan	R	65	19	29	48	4	110	7	2	3	154
Darcy Tucker	R	64	21	11	32	4	68	8	1	2	146
Nik Antropov	C	62	13	18	31	7	62	1	1	2	89
Tomas Kaberle	D	71	3	28	31	16	18	0	0	1	88
Robert Reichel	C	69	11	19	30	2	30	2	0	2	100
Alexander Mogilny	R	37	8	22	30	9	12	4	1	1	92
Ken Klee	D	66	4	25	29	-1	36	3	0	1	85
Alexei Ponikarovsky	L	73	9	19	28	14	44	1	0	2	110
Matt Stajan	C	69	14	13	27	7	22	0	0	0	63
Mikael Renberg	R	59	12	13	25	-1	50	2	0	1	88
Tie Domi	R	80	7	13	20	-2	208	1	0	0	84
Karel Pilar	D	50	2	17	19	2	22	1	0	1	74
Tom Fitzgerald	R	69	7	10	17	-2	52	1	0	1	81
Brian Leetch	D	15	2	13	15	11	10	1	0	1	41
Ron Francis	C	12	3	7	10	3	0	2	0	1	12
Aki Berg	D	79	2	7	9	-1	40	0	0	0	69
Richard Jackman	D	29	2	4	6	-11	13	1	0	1	35
Calle Johansson	D	8	0	6	6	5	0	0	0	0	8
Bryan Marchment	D	75	1	3	4	4	106	0	0	0	56
Harold Druken	C	9	0	4	4	4	2	0	0	0	19
Nathan Perrott	R	40	1	2	3	-1	116	0	0	0	47
Drake Berehowsky	D	9	1	2	3	5	17	0	0	0	8
Wade Belak	R	34	1	1	2	0	109	0	0	0	15
Craig Johnson	L	10	1	1	2	0	6	0	0	0	12
Chad Kilger	L	5	1	1	2	2	2	0	0	1	6
Carlo Colaiacovo	D	2	0	1	1	1	2	0	0	0	0
Pierre Hedin	D	3	0	1	1	-1	0	0	0	0	4
Brad Leeb	R	1	0	0	0	-1	0	0	0	0	1
Clarke Wilm	C	10	0	0	0	0	7	0	0	0	10
Kyle Wellwood	C	1	0	0	0	-1	0	0	0	0	1
Maxim Kondratiev	D	7	0	0	0	0	2	0	0	0	6
Josh Holden	C	1	0	0	0	0	0	0	0	0	0

PLAYER	GP	W	L	T	OT	GAA	SV%	SO	G	A	PIM	TOI
Ed Belfour	59	34	19	6	3	2.13	.918	10	0	2	16	3,444:21
Trevor Kidd	15	6	5	2	0	3.26	.876	1	0	2	2	883:29
Mikael Tellqvist	11	5	3	2	0	2.87	.894	0	0	0	0	647:07

HOME ARENA

Air Canada Centre (Capacity: 18,819)

PLAYOFF RESULT

Lost Conference Semi-Final

UNIFORMS



GP	DATE	OPPONENT	RESULT
1	Oct 11	Montreal	0-4 L
2	Oct 13	Washington	2-2 T
3	Oct 16	@ New Jersey	2-2 T
4	Oct 18	@ Montreal	1-0 W
5	Oct 20	@ NY Islanders	2-5 L
6	Oct 22	@ Dallas	3-1 W
7	Oct 23	@ Phoenix	5-4 W
8	Oct 25	Washington	4-1 W
9	Oct 27	Atl. Thrashers	2-3 L (OT)
10	Oct 30	@ Buffalo	3-5 L
11	Nov 1	Philadelphia	1-7 L
12	Nov 2	@ Carolina	2-1 W
13	Nov 4	Pittsburgh	4-2 W
14	Nov 7	@ New Jersey	1-1 T
15	Nov 8	Edmonton	4-1 W
16	Nov 12	@ Anaheim	1-5 L
17	Nov 13	@ Los Angeles	4-4 T
18	Nov 15	@ San Jose	2-2 T
19	Nov 18	@ Calgary	2-3 L (OT)
20	Nov 20	@ Edmonton	2-3 L
21	Nov 22	@ Vancouver	5-3 W
22	Nov 24	Vancouver	2-1 W
23	Nov 27	@ Atl. Thrashers	3-1 W
24	Nov 29	@ Ottawa	2-1 W
25	Nov 30	@ NY Rangers	4-2 W
26	Dec 2	NY Rangers	5-4 W
27	Dec 4	@ Boston	6-0 W
28	Dec 6	Detroit	5-2 W
29	Dec 9	St. Louis	2-3 L (OT)
30	Dec 11	@ Minnesota	1-0 W
31	Dec 13	NY Rangers	3-1 W
32	Dec 16	Tampa Bay	3-0 W
33	Dec 19	@ Washington	2-2 T
34	Dec 20	Montreal	4-2 W
35	Dec 23	Florida	5-2 W
36	Dec 26	@ NY Rangers	6-5 W (OT)
37	Dec 27	@ NY Islanders	1-3 L
38	Dec 29	@ Florida	4-4 T
39	Jan 1	Boston	2-3 L
40	Jan 3	Buffalo	3-3 T
41	Jan 5	@ Pittsburgh	5-0 W
42	Jan 6	Nashville	2-1 W
43	Jan 8	Ottawa	1-7 L
44	Jan 10	New Jersey	0-1 L
45	Jan 13	Calgary	4-1 W
46	Jan 16	@ Philadelphia	1-4 L
47	Jan 17	Philadelphia	0-4 L
48	Jan 20	NY Islanders	2-0 W
49	Jan 21	@ Washington	3-2 W
50	Jan 24	@ Montreal	4-1 W
51	Jan 27	Carolina	0-2 L
52	Jan 30	@ Atl. Thrashers	4-1 W
53	Jan 31	Ottawa	5-18 W
54	Feb 3	Chicago	1-4 L
55	Feb 5	@ Ottawa	5-4 W (OT)
56	Feb 10	@ Tampa Bay	4-4 T
57	Feb 12	Columbus	4-1 W
58	Feb 14	Buffalo	4-6 L
59	Feb 16	@ Pittsburgh	8-4 W
60	Feb 17	Boston	2-5 L
61	Feb 19	@ Carolina	2-1 W (OT)
62	Feb 21	Montreal	5-4 W
63	Feb 23	Carolina	1-2 L
64	Feb 25	@ Florida	0-4 L
65	Feb 26	@ Tampa Bay	3-4 L
66	Feb 28	New Jersey	3-0 W
67	Mar 2	Boston	3-2 W
68	Mar 4	NY Islanders	6-2 W
69	Mar 6	Buffalo	1-5 L
70	Mar 9	Florida	5-0 W
71	Mar 11	Pittsburgh	2-3 L
72	Mar 13	@ Montreal	3-4 L
73	Mar 15	@ Buffalo	6-5 W (OT)
74	Mar 16	Boston	1-2 L
75	Mar 18	@ Philadelphia	3-2 W
76	Mar 20	Colorado	5-2 W
77	Mar 23	Tampa Bay	2-7 L
78	Mar 25	@ Boston	3-0 W
79	Mar 27	Ottawa	2-2 T
80	Mar 29	Atl. Thrashers	4-2 W
81	Apr 2	@ Buffalo	2-0 W
82	Apr 3	Ottawa	6-0 W



(41-33-8 / 90 Points / 4th in Northeast Division)

GENERAL MANAGER: John Ferguson

HEAD COACH: Pat Quinn

CAPTAIN: Mats Sundin

PLAYER	POS	GP	GP	G	A	P	+/-	PIM	PP	SH	GW	S
Mats Sundin	C	70	31	47	78	7	58	16	2	2	220	
Bryan McCabe	D	73	19	49	68	-1	116	13	0	6	207	
Tomás Kaberle	D	82	9	58	67	-1	46	6	0	2	163	
Darcy Tucker	R	74	28	33	61	-12	100	18	0	4	189	
Jason Allison	C	66	17	43	60	-18	76	9	0	2	111	
Alexander Steen	C	75	18	27	45	-9	42	9	1	3	176	
Kyle Wellwood	C	81	11	34	45	0	14	3	0	0	117	
Alexei Ponikarovsky	L	81	21	17	38	15	68	2	4	3	157	
Jeff O'Neill	C	74	19	19	38	-19	64	14	0	6	169	
Nik Antropov	C	57	12	19	31	13	56	2	1	0	113	
Chad Kilger	L	79	17	11	28	-6	63	1	1	2	103	
Matt Stajan	C	80	15	12	27	5	50	3	4	5	83	
Eric Lindros	C	33	11	11	22	-3	43	4	0	2	59	
Tie Domi	R	77	5	11	16	-10	109	1	0	0	67	
Ken Klee	D	56	3	12	15	-1	66	1	0	1	65	
Alexander Khavanov	D	64	6	6	12	-11	60	2	1	0	44	
Clarke Wilim	C	60	1	7	8	-15	43	0	0	0	50	
Aki Berg	D	75	0	8	8	-5	56	0	0	0	42	
Carlo Colaiacovo	D	21	2	5	7	0	17	1	0	0	21	
Ian White	D	12	1	5	6	2	10	0	0	0	21	
Mariusz Czerkawski	R	19	4	1	5	-2	6	1	0	0	41	
John Pohl	C	7	3	1	4	2	4	1	0	0	17	
Luke Richardson	D	21	0	3	3	-1	41	0	0	0	16	
Wade Belak	R	55	0	3	3	-13	109	0	0	0	16	
Jeremy Williams	R	1	1	0	1	0	0	0	0	0	1	
Staffan Kronwall	D	34	0	1	1	-3	14	0	0	0	18	
Jay Harrison	D	8	0	1	1	5	2	0	0	0	7	
Andy Wozniewski	D	13	0	1	1	-8	13	0	0	0	6	
Ben Ondrus	R	22	0	0	0	-10	18	0	0	0	17	
Aleksander Suglobov	R	2	0	0	0	-1	0	0	0	0	3	
Nathan Perrott	R	3	0	0	0	-5	2	0	0	0	2	
Brendan Bell	D	1	0	0	0	0	0	0	0	0	2	

PLAYER	GP	W	L	OT	GAA	SV%	SO	G	A	PIM	TOI
Ed Belfour	49	22	22	4	3.29	.892	0	0	1	12	2,896:53
Mikael Tellqvist	25	10	11	2	3.13	.895	2	0	0	0	1,398:43
Jean-Sebastien Aubin	11	9	0	2	2.22	.924	1	0	0	0	677:24

HOME ARENA

Air Canada Centre (Capacity: 18,819)

PLAYOFF RESULT

Out of Playoffs

UNIFORMS



*The entire 2004-05 NHL season was officially cancelled on February 16, 2005 due to an unresolved lockout that began on September 16, 2004. It marked the first time that the Stanley Cup was not awarded since 1919 when a Spanish flu pandemic cancelled the championship series. On July 13, 2005, the NHL and NHLPA jointly announced that they had tentatively agreed to a new collective bargaining agreement (CBA) which would be implemented in time to begin the 2005-06 season. The NHL owners and players ratified the CBA on July 22, 2005 and the lockout officially ended.

**From 2005-06 to present, five minutes of four-on-four sudden-death overtime is played in games that are tied after regulation. If the game remains tied after overtime, a shootout is conducted to determine a winner. Teams are awarded two points for every win and one point for every overtime/shootout loss.

***The 2006 Winter Olympics in Turin, Italy marked the third year of modern NHL participation. The Olympic break began on February 13 and the NHL schedule resumed on February 28.

GP	DATE	OPPONENT	RESULT
1	Oct 5	Ottawa	2-3 L (SO)**
2	Oct 8	Montreal	4-5 L
3	Oct 10	@ Ottawa	5-6 L (SO)
4	Oct 11	Philadelphia	4-2 W
5	Oct 14	@ Atl. Thrashers	9-1 W
6	Oct 15	Montreal	3-2 W
7	Oct 20	Carolina	5-4 W (OT)
8	Oct 22	Philadelphia	2-5 L
9	Oct 24	Boston	5-4 W (SO)
10	Oct 27	@ Boston	1-2 L
11	Oct 29	Ottawa	0-8 L
12	Oct 31	Florida	2-1 W
13	Nov 3	@ Carolina	3-4 L
14	Nov 5	Tampa Bay	5-3 W
15	Nov 6	@ Washington	4-5 L
16	Nov 8	Washington	6-4 W
17	Nov 11	@ Buffalo	2-5 L
18	Nov 12	@ Montreal	5-4 W (OT)
19	Nov 15	NY Rangers	2-1 W
20	Nov 17	@ Boston	4-1 W
21	Nov 19	Atl. Thrashers	5-1 W
22	Nov 23	Boston	1-5 L
23	Nov 25	@ Carolina	3-1 L (SO)
24	Nov 26	Montreal	4-3 W (OT)
25	Nov 28	@ Florida	2-1 W
26	Nov 30	@ Tampa Bay	1-2 L
27	Dec 1	@ Atl. Thrashers	4-0 W
28	Dec 3	San Jose	4-5 L
29	Dec 6	Los Angeles	1-2 L
30	Dec 10	Dallas	1-2 L
31	Dec 12	Anaheim	3-2 W
32	Dec 17	@ Ottawa	2-8 L
33	Dec 19	NY Islanders	9-6 W
34	Dec 22	@ Boston	1-4 L
35	Dec 23	Boston	2-1 W
36	Dec 26	New Jersey	2-1 W
37	Dec 27	Pittsburgh	3-2 W (OT)
38	Dec 29	@ Buffalo	4-3 W (SO)
39	Dec 31	@ New Jersey	6-3 W
40	Jan 2	@ Pittsburgh	3-2 W (OT)
41	Jan 6	@ Calgary	0-1 L
42	Jan 7	@ Edmonton	3-2 W
43	Jan 10	@ Vancouver	3-4 L
44	Jan 14	Phoenix	3-4 L
45	Jan 17	@ Colorado	3-5 L
46	Jan 18	Minnesota	3-5 L
47	Jan 21	@ Ottawa	0-7 L
48	Jan 23	Ottawa	3-4 L
49	Jan 26	Buffalo	4-8 L
50	Jan 28	Montreal	3-4 L (OT)
51	Jan 30	@ Florida	4-2 W
52	Jan 31	@ Tampa Bay	2-3 L (SO)
53	Feb 3	@ Washington	1-4 L
54	Feb 4	New Jersey	4-2 W
55	Feb 7	Atl. Thrashers	4-1 W
56	Feb 10	@ NY Rangers	2-4 L
57	Feb 11	NY Rangers	2-4 L
58	Feb 28	Washington	3-5 L***
59	Mar 3	@ Buffalo	2-6 L
60	Mar 4	Ottawa	2-4 L
61	Mar 7	Montreal	5-3 W
62	Mar 10	@ NY Islanders	1-2 L (SO)
63	Mar 11	Tampa Bay	5-1 W
64	Mar 14	Boston	5-4 W (SO)
65	Mar 16	@ Buffalo	1-3 L
66	Mar 18	@ NY Rangers	2-5 L
67	Mar 19	@ Pittsburgh	1-0 W
68	Mar 21	Carolina	3-2 W
69	Mar 23	@ Montreal	1-5 L
70	Mar 25	@ Montreal	2-6 L
71	Mar 26	@ New Jersey	4-3 W
72	Mar 28	@ Philadelphia	3-2 W
73	Apr 1	Buffalo	7-0 W
74	Apr 3	Buffalo	2-3 L (SO)
75	Apr 5	NY Islanders	3-2 W
76	Apr 6	@ Boston	2-3 L (SO)
77	Apr 8	@ Philadelphia	5-2 W
78	Apr 11	Florida	6-5 W (OT)
79	Apr 13	@ NY Islanders	4-3 W (OT)
80	Apr 15	Ottawa	5-1 W
81	Apr 16	@ Buffalo	0-6 L
82	Apr 18	Pittsburgh	5-3 W



2006-07

(40-31-11 / 91 Points / 3rd in Northeast Division)

GENERAL MANAGER: John Ferguson

HEAD COACH: Paul Maurice

CAPTAIN: Mats Sundin

PLAYER	POS	GP	G	A	P	+/-	PIM	PP	SH	GW	S
Mats Sundin	C	75	27	49	76	-2	62	6	1	3	321
Tomas Kaberle	D	74	11	47	58	3	20	2	0	1	128
Bryan McCabe	D	82	15	42	57	3	115	11	0	1	207
Alexei Ponikarovsky	L	71	21	24	45	8	63	6	0	1	198
Darcy Tucker	R	56	24	19	43	-11	81	15	0	6	143
Jeff O'Neill	C	74	20	22	42	1	54	6	0	3	165
Kyle Wellwood	C	48	12	30	42	3	0	7	0	2	99
Matt Stajan	C	82	10	29	39	3	44	1	1	1	132
Alexander Steen	C	82	15	20	35	5	26	4	0	5	192
Nik Antropov	C	54	18	15	33	8	44	4	0	4	125
Bates Battaglia	L	82	12	19	31	9	45	0	0	0	94
John Pohl	C	74	13	16	29	-4	10	3	0	1	105
Chad Kilger	L	82	14	14	28	-5	58	0	1	2	141
Ian White	D	76	3	23	26	8	40	1	0	1	198
Pavel Kubina	D	61	7	14	21	7	48	4	0	1	97
Hal Gill	D	82	6	14	20	11	91	0	0	1	79
Boyd Devereaux	C	33	8	11	19	4	12	0	0	0	57
Carlo Colaiacovo	D	48	8	9	17	5	22	0	0	1	60
Michael Peca	C	35	4	11	15	2	60	0	0	2	42
Yanic Perreault	C	17	2	3	5	1	4	0	0	0	24
Brendan Bell	D	31	1	4	5	-3	19	1	0	0	29
Kris Newbury	C	15	2	2	4	4	26	0	0	0	30
Wade Belak	R	65	0	3	3	-8	110	0	0	0	16
Andy Wozniwski	D	15	0	2	2	-1	14	0	0	0	10
Ben Ondrus	R	16	0	2	2	-5	20	0	0	0	7
Jeremy Williams	R	1	1	0	1	1	0	0	0	0	3
Travis Green	C	24	0	0	0	1	21	0	0	0	19
Erik Westrum	C	2	0	0	0	0	0	0	0	0	0
Jay Harrison	D	5	0	0	0	-5	6	0	0	0	3
Aleksander Suglobov	R	14	0	0	0	-6	4	0	0	0	17

PLAYER	GP	W	L	OT	GAA	SV%	SO	G	A	PIM	TOI
Andrew Raycroft	72	37	25	9	2.99	.894	2	0	1	8	4,108:18
Jean-Sebastien Aubin	20	3	5	2	3.43	.876	0	0	0	0	804:19
Mikael Tellqvist	1	0	1	0	2.03	.895	0	0	0	0	59:00

HOME ARENA

Air Canada Centre (Capacity: 18,819)

PLAYOFF RESULT

Out of Playoffs

UNIFORMS



2006-07 Toronto Maple Leafs

GP	DATE	OPPONENT	RESULT
1	Oct 4	Ottawa	1-4 L
2	Oct 5	@ Ottawa	6-0 W
3	Oct 7	Montreal	2-3 L (SO)
4	Oct 9	Florida	2-1 W (SO)
5	Oct 12	@ New Jersey	6-7 L (SO)
6	Oct 14	Calgary	5-4 W (OT)
7	Oct 18	Colorado	1-4 L
8	Oct 20	@ Columbus	4-2 W
9	Oct 21	NY Rangers	4-5 L (SO)
10	Oct 24	Ottawa	2-6 L
11	Oct 26	@ Ottawa	2-7 L
12	Oct 28	@ Montreal	5-4 W (SO)
13	Oct 30	Atl. Thrashers	4-2 W
14	Nov 1	@ Tampa Bay	4-2 W
15	Nov 2	@ Florida	2-4 L
16	Nov 4	@ Buffalo	4-1 W
17	Nov 6	Philadelphia	4-1 W
18	Nov 9	@ Boston	6-4 W
19	Nov 11	Montreal	5-1 W
20	Nov 16	@ Boston	1-2 L (OT)
21	Nov 18	New Jersey	1-2 L
22	Nov 20	NY Islanders	4-2 W
23	Nov 22	@ Buffalo	4-7 L
24	Nov 24	@ Washington	7-1 W
25	Nov 25	Boston	1-3 L
26	Nov 28	Boston	1-4 L
27	Nov 30	@ Atl. Thrashers	0-5 L
28	Dec 2	@ Montreal	3-4 L (SO)
29	Dec 5	Atl. Thrashers	2-5 L
30	Dec 7	@ Boston	1-3 L
31	Dec 9	@ Detroit	1-5 L
32	Dec 12	Tampa Bay	5-4 W
33	Dec 15	@ Carolina	4-3 W
34	Dec 16	NY Rangers	9-2 W
35	Dec 19	Florida	3-7 L
36	Dec 22	@ Chicago	1-3 L
37	Dec 23	Washington	2-3 L
38	Dec 26	Minnesota	4-3 W
39	Dec 29	@ Pittsburgh	1-4 L
40	Dec 30	Ottawa	2-3 L (OT)
41	Jan 1	Boston	5-1 W
42	Jan 4	@ Boston	10-2 W
43	Jan 6	Buffalo	3-4 L
44	Jan 9	Carolina	1-4 L
45	Jan 11	@ Buffalo	4-2 W
46	Jan 13	Vancouver	1-6 L
47	Jan 16	@ Tampa Bay	4-2 W
48	Jan 18	@ Florida	3-2 W
49	Jan 20	@ Pittsburgh	2-8 L
50	Jan 27	Montreal	4-1 W
51	Jan 30	@ Carolina	4-1 W
52	Jan 31	@ NY Rangers	2-1 W
53	Feb 3	@ Ottawa	3-2 W (SO)
54	Feb 6	@ St. Louis	2-1 W
55	Feb 8	@ Nashville	2-4 L
56	Feb 10	Pittsburgh	5-6 L (OT)
57	Feb 13	NY Islanders	2-3 L (SO)
58	Feb 15	@ Philadelphia	4-2 W
59	Feb 17	Edmonton	4-3 W
60	Feb 20	Boston	0-3 L
61	Feb 22	@ NY Islanders	2-3 L (SO)
62	Feb 24	@ Philadelphia	5-2 W
63	Feb 26	@ Montreal	4-5 L
64	Feb 27	Buffalo	1-6 L
65	Mar 2	@ New Jersey	4-3 W (SO)
66	Mar 3	Buffalo	1-3 L
67	Mar 6	Washington	3-0 W
68	Mar 8	@ Ottawa	1-5 L
69	Mar 10	Ottawa	4-3 W (OT)
70	Mar 13	Tampa Bay	3-2 W
71	Mar 16	@ Washington	1-5 L
72	Mar 17	@ Montreal	2-3 L (SO)
73	Mar 20	New Jersey	2-1 W
74	Mar 23	@ Buffalo	4-5 L
75	Mar 24	Buffalo	4-1 W
76	Mar 27	Carolina	6-1 W
77	Mar 29	@ Atl. Thrashers	2-3 L (OT)
78	Mar 31	Pittsburgh	5-4 W (OT)
79	Apr 1	@ NY Rangers	2-7 L
80	Apr 3	@ Philadelphia	3-2 W (OT)
81	Apr 5	@ NY Islanders	2-5 L
82	Apr 7	Montreal	6-5 W



(36-35-11 / 83 Points / 5th in Northeast Division)
GENERAL MANAGER: John Ferguson (Oct. - Jan. 22),
 Cliff Fletcher (interim) (Jan. 22 - Apr.)
HEAD COACH: Paul Maurice
CAPTAIN: Mats Sundin

PLAYER	POS	GP	G	A	P	+/-	PIM	PP	SH	GW	S
Mats Sundin	C	74	32	46	78	17	76	10	1	4	259
Nik Antropov	C	72	26	30	56	10	92	12	0	5	165
Tomas Kaberle	D	82	8	45	53	-8	22	6	0	1	155
Jason Blake	L	82	15	37	52	-4	28	2	0	0	332
Alexander Steen	C	76	15	27	42	0	32	2	1	2	169
Pavel Kubina	D	72	11	29	40	5	116	6	0	4	136
Alexei Ponikarovsky	L	66	18	17	35	3	36	1	0	1	150
Darcy Tucker	R	74	18	16	34	-8	100	7	0	3	152
Matt Stajan	C	82	16	17	33	-11	47	2	1	3	127
Bryan McCabe	D	54	5	18	23	-2	81	4	0	2	107
Kyle Wellwood	C	59	8	13	21	-12	0	5	0	1	57
Ian White	D	81	5	16	21	-9	44	0	0	2	116
Hai Gill	D	63	2	18	20	0	52	0	0	0	69
Boyd Devereaux	C	62	7	11	18	-6	24	0	1	1	81
Chad Kilger	L	53	10	7	17	1	18	0	0	0	74
Jiri Tlustý	C	58	10	6	16	-12	14	2	0	2	69
Dominic Moore	C	38	4	10	14	7	14	1	0	0	72
Mark Bell	L	35	4	6	10	-2	60	0	0	0	42
Anton Stralman	D	50	3	6	9	-10	18	0	0	0	40
Andy Wozniwski	D	48	2	7	9	5	54	0	0	0	34
Carlo Colaiacovo	D	28	2	4	6	-4	10	0	0	1	30
John Pohl	C	33	1	4	5	-4	10	0	0	1	23
Simon Gamache	L	11	2	2	4	-1	6	1	0	0	11
Jeremy Williams	R	18	2	0	2	-3	4	0	0	0	16
Kris Newbury	C	28	1	1	2	-7	32	0	0	0	14
Wade Belak	R	30	1	0	1	-2	66	0	0	0	13
Robbie Earl	L	9	0	1	1	-2	0	0	0	0	9
Bates Battaglia	L	13	0	0	0	-6	7	0	0	0	6
Darryl Boyce	L	1	0	0	0	0	0	0	0	0	0
Staffan Kronwall	D	18	0	0	0	-2	7	0	0	0	9
Ben Ondrus	R	3	0	0	0	-1	5	0	0	0	4
Alex Foster	C	3	0	0	0	0	0	0	0	0	1

PLAYER	GP	W	L	OT	GAA	SV%	SO	G	A	PIM	TOI
Vesa Toskala	66	33	25	6	2.74	.904	3	0	5	4	3,837:29
Andrew Raycroft	19	2	9	5	3.92	.876	1	0	0	0	964:42
Scott Clemmensen	3	1	1	0	3.90	.839	0	0	0	0	154:20

HOME ARENA

Air Canada Centre (Capacity: 18,819)

PLAYOFF RESULT

Out of Playoffs

UNIFORMS

HOME

AWAY



GP	DATE	OPPONENT	RESULT
1	Oct 3	Ottawa	3-4 L (OT)
2	Oct 4	@ Ottawa	2-3 L
3	Oct 6	Montreal	4-3 W (OT)
4	Oct 9	Carolina	1-7 L
5	Oct 11	NY Islanders	8-1 W
6	Oct 13	Pittsburgh	4-6 L
7	Oct 15	@ Buffalo	4-5 L (OT)
8	Oct 18	Florida	3-2 W
9	Oct 20	Chicago	4-6 L
10	Oct 23	Atl. Thrashers	4-5 L (SO)
11	Oct 25	@ Pittsburgh	5-2 W
12	Oct 27	@ NY Rangers	4-1 W
13	Oct 29	Washington	1-7 L
14	Nov 2	New Jersey	2-3 L
15	Nov 3	Montreal	3-2 W
16	Nov 6	@ Ottawa	1-5 L
17	Nov 9	@ Buffalo	3-0 W
18	Nov 10	NY Rangers	2-3 L (SO)
19	Nov 13	Montreal	3-4 L (OT)
20	Nov 15	@ Boston	2-5 L
21	Nov 17	Ottawa	3-0 W
22	Nov 20	Boston	2-4 L
23	Nov 23	@ Dallas	1-3 L
24	Nov 24	@ Phoenix	1-5 L
25	Nov 27	Montreal	3-4 L (SO)
26	Nov 29	@ Atl. Thrashers	4-2 W
27	Dec 1	Pittsburgh	4-2 W
28	Dec 4	Nashville	3-1 W
29	Dec 6	@ NY Rangers	6-2 W
30	Dec 8	Boston	1-2 L
31	Dec 10	Tampa Bay	6-1 W
32	Dec 14	@ Atl. Thrashers	4-0 W
33	Dec 15	@ Montreal	1-4 L
34	Dec 18	@ Carolina	2-3 L (OT)
35	Dec 20	@ Tampa Bay	1-2 L
36	Dec 22	@ Florida	2-1 W (OT)
37	Dec 26	@ NY Islanders	3-4 L (OT)
38	Dec 27	Philadelphia	1-4 L
39	Dec 29	NY Rangers	1-6 L
40	Jan 1	Tampa Bay	4-3 W (SO)
41	Jan 3	@ Pittsburgh	2-6 L
42	Jan 5	Philadelphia	2-3 L
43	Jan 9	@ Anaheim	0-5 L
44	Jan 10	@ Los Angeles	2-5 L
45	Jan 12	@ San Jose	2-3 L
46	Jan 15	Carolina	5-4 W
47	Jan 17	@ Boston	3-2 W (SO)
48	Jan 19	Buffalo	4-2 W
49	Jan 20	@ New Jersey	2-3 L
50	Jan 23	Washington	3-2 W
51	Jan 24	@ Washington	1-2 L
52	Jan 29	St. Louis	2-3 L
53	Jan 31	@ Carolina	2-3 L (OT)
54	Feb 2	Ottawa	4-2 W
55	Feb 5	Florida	0-8 L
56	Feb 7	@ Montreal	4-2 W
57	Feb 9	Detroit	3-2 W (OT)
58	Feb 13	@ Buffalo	0-1 L
59	Feb 14	NY Islanders	4-5 L
60	Feb 16	Boston	4-3 W (OT)
61	Feb 19	Columbus	3-1 W
62	Feb 21	Buffalo	1-5 L
63	Feb 23	Atl. Thrashers	3-1 W
64	Feb 25	@ Ottawa	5-0 W
65	Feb 27	@ Florida	4-3 W (SO)
66	Feb 29	@ Tampa Bay	2-3 L (OT)
67	Mar 1	@ Washington	3-2 W
68	Mar 4	New Jersey	1-4 L
69	Mar 6	@ Boston	8-2 W
70	Mar 8	New Jersey	1-2 L
71	Mar 11	Philadelphia	4-3 W (OT)
72	Mar 12	@ Philadelphia	3-2 W
73	Mar 15	Buffalo	2-6 L
74	Mar 18	@ NY Islanders	3-1 W
75	Mar 21	@ Buffalo	4-1 W
76	Mar 22	@ Ottawa	5-4 W
77	Mar 25	Boston	2-6 L
78	Mar 27	@ Boston	2-4 L
79	Mar 29	Montreal	4-2 W
80	Apr 1	Buffalo	3-4 L (SO)
81	Apr 3	Ottawa	2-8 L
82	Apr 5	@ Montreal	1-3 L



2008-09

(34-35-13 / 81 Points / 5th in Northeast Division)

GENERAL MANAGER: Cliff Fletcher (Oct. - Nov. 29),
 Brian Burke (Nov. 29 - Apr.)
HEAD COACH: Ron Wilson
CAPTAIN: None

PLAYER	POS	GP	G	A	P	+/-	PIM	PP	SH	GW	S
Jason Blake	L	78	25	38	63	-2	40	5	1	5	302
Alexei Ponikarovsky	L	82	23	38	61	6	38	5	0	3	185
Matt Stajan	C	76	15	40	55	-4	54	5	1	1	114
Mikhail Grabovski	C	78	20	28	48	-8	92	6	0	2	120
Nik Antropov	C	63	21	25	46	-13	24	6	0	2	171
Niklas Hagman	L	65	22	20	42	-5	4	6	0	3	168
Dominic Moore	C	63	12	29	41	-1	69	4	1	1	132
Pavel Kubina	D	82	14	26	40	-15	94	9	0	4	184
Nikolai Kulemin	L	73	15	16	31	-8	18	2	0	1	129
Lee Stempniak	R	61	11	20	31	-9	31	3	0	0	128
Tomas Kaberle	D	57	4	27	31	-8	8	3	0	1	93
John Mitchell	C	76	12	17	29	-16	33	2	0	0	98
Ian White	D	71	10	16	26	6	57	2	0	2	158
Jeff Finger	D	66	6	17	23	-7	43	0	0	0	68
Jamal Mayers	R	71	7	9	16	-7	82	0	0	1	72
Luke Schenn	D	70	2	12	14	-12	71	1	0	0	102
Anton Stralman	D	38	1	12	13	-2	20	0	0	1	43
Boyd Devereaux	C	23	6	5	11	3	2	0	3	0	41
Mike Van Ryn	D	27	3	8	11	2	14	2	0	0	53
Jeremy Williams	R	11	5	2	7	2	2	0	0	0	21
Jonas Frogen	D	41	1	6	7	0	28	0	0	0	12
Jeff Hamilton	C	15	3	3	6	0	4	0	0	1	30
Alexander Steen	C	20	2	2	4	-4	6	1	0	0	31
Jiri Tlustý	C	14	0	4	4	0	0	0	0	0	22
Phil Oreskovic	D	10	1	1	2	-2	21	0	0	0	12
Christian Hanson	C	5	1	1	2	-1	2	0	0	0	9
Brad May	L	38	1	1	2	-5	61	0	0	0	27
Ryan Hollweg	L	25	0	2	2	-7	38	0	0	0	12
Jaime Sifers	D	23	0	2	2	-4	18	0	0	0	25
Tim Stapleton	C	4	1	0	1	-3	0	0	0	0	9
Jay Harrison	D	7	0	1	1	-2	10	0	0	0	6
Carlo Colaiacovo	D	10	0	1	1	-2	6	0	0	0	9
Andre Deveaux	C	21	0	1	1	-3	75	0	0	0	15
Kris Newbury	C	1	0	0	0	0	2	0	0	0	0
Ben Ondrus	R	11	0	0	0	-4	34	0	0	0	2

PLAYER	GP	W	L	OT	GAA	SV%	SO	G	A	PIM	TOI
Vesa Toskala	53	22	17	11	3.26	.891	1	0	0	2	3,056:25
Martin Gerber	12	6	5	0	3.23	.905	0	0	0	10	705:57
Curtis Joseph	21	5	9	1	3.57	.869	0	0	0	0	840:42
Justin Pogge	7	1	4	1	4.35	.844	0	0	0	0	371:42

HOME ARENA

Air Canada Centre (Capacity: 18,819)

PLAYOFF RESULT

Out of Playoffs

UNIFORMS

HOME

AWAY

ALTERNATE



GP	DATE	OPPONENT	RESULT
1	Oct 9	@ Detroit	3-2 W
2	Oct 11	Montreal	1-6 L
3	Oct 13	St. Louis	4-5 L (SO)
4	Oct 17	@ NY Rangers	0-1 L (SO)
5	Oct 18	@ Pittsburgh	1-4 L
6	Oct 21	Anaheim	2-3 L (SO)
7	Oct 23	@ Boston	4-2 W
8	Oct 25	Ottawa	3-2 W
9	Oct 28	Tampa Bay	2-3 L
10	Oct 29	@ New Jersey	6-5 W (SO)
11	Nov 1	NY Rangers	5-2 W
12	Nov 2	@ Carolina	4-6 L
13	Nov 4	Carolina	4-5 L (OT)
14	Nov 6	@ Boston	2-5 L
15	Nov 8	Montreal	6-3 W
16	Nov 11	@ Calgary	3-4 L
17	Nov 13	@ Edmonton	5-2 W
18	Nov 15	@ Vancouver	2-4 L
19	Nov 17	Boston	2-3 L
20	Nov 22	Chicago	4-5 L (OT)
21	Nov 25	Atl. Thrashers	1-6 L
22	Nov 27	@ Ottawa	3-2 L (SO)
23	Nov 29	Philadelphia	4-2 W
24	Dec 1	@ Los Angeles	3-1 W
25	Dec 2	@ San Jose	2-5 L
26	Dec 4	@ Phoenix	3-6 L
27	Dec 6	Washington	1-2 L
28	Dec 8	NY Islanders	4-2 W
29	Dec 12	@ Buffalo	2-1 W
30	Dec 16	New Jersey	3-2 W (SO)
31	Dec 18	@ Boston	5-8 L
32	Dec 20	@ Pittsburgh	7-3 W
33	Dec 22	@ Atl. Thrashers	6-2 W
34	Dec 23	Dallas	2-8 L
35	Dec 26	@ NY Islanders	1-4 L
36	Dec 28	@ Washington	1-4 L
37	Dec 30	Atl. Thrashers	4-3 W (OT)
38	Jan 1	Buffalo	1-4 L
39	Jan 3	Ottawa	2-4 L
40	Jan 6	Florida	2-4 L
41	Jan 8	@ Montreal	2-6 L
42	Jan 10	@ Philadelphia	1-4 L
43	Jan 13	Nashville	0-2 L
44	Jan 15	@ Carolina	6-4 W
45	Jan 16	@ Atl. Thrashers	3-4 L (OT)
46	Jan 19	Carolina	0-2 L
47	Jan 21	Boston	3-4 L (SO)
48	Jan 27	@ Minnesota	1-6 L
49	Jan 29	@ Colorado	7-4 W
50	Jan 31	Pittsburgh	5-4 W
51	Feb 3	Florida	3-4 L (OT)
52	Feb 4	@ Buffalo	0-5 L
53	Feb 7	@ Montreal	5-2 W
54	Feb 10	@ Florida	4-5 L (OT)
55	Feb 12	@ Tampa Bay	4-6 L
56	Feb 14	Pittsburgh	6-2 W
57	Feb 17	Buffalo	1-4 L
58	Feb 19	Columbus	3-4 L (SO)
59	Feb 21	Vancouver	2-3 L (SO)
60	Feb 22	@ NY Rangers	3-2 W (OT)
61	Feb 25	NY Rangers	2-1 W (SO)
62	Feb 26	@ NY Islanders	5-4 W (SO)
63	Feb 28	Ottawa	4-3 W (OT)
64	Mar 3	New Jersey	2-3 L (OT)
65	Mar 5	@ Washington	2-1 W
66	Mar 7	Edmonton	1-4 L
67	Mar 9	@ Ottawa	1-2 L
68	Mar 10	NY Islanders	3-2 W (OT)
69	Mar 12	Tampa Bay	1-4 L
70	Mar 14	Calgary	8-6 W
71	Mar 17	@ Tampa Bay	4-3 W (SO)
72	Mar 19	@ Florida	1-3 L
73	Mar 21	@ Montreal	5-2 W
74	Mar 24	Washington	3-2 W (SO)
75	Mar 27	@ Buffalo	3-5 L
76	Mar 28	Boston	5-7 L
77	Apr 1	Philadelphia	3-2 W
78	Apr 3	@ Philadelphia	5-8 L
79	Apr 4	Montreal	2-6 L
80	Apr 7	@ New Jersey	4-1 W
81	Apr 8	Buffalo	1-3 L
82	Apr 11	Ottawa	5-2 W



(30-38-14 / 74 Points / 5th in Northeast Division)

GENERAL MANAGER: Brian Burke

HEAD COACH: Ron Wilson

CAPTAIN: None

Table with columns: PLAYER, POS, GP, G, A, P, +/-, PIM, PP, SH, GW, S. Lists player statistics for the 2009-10 season.

Table with columns: PLAYER, GP, W, L, OT, GAA, SV%, SO, G, A, PIM, TOI. Lists goalie statistics for the 2009-10 season.

HOME ARENA

Air Canada Centre (Capacity: 18,819)

PLAYOFF RESULT

Out of Playoffs

UNIFORMS

HOME AWAY ALTERNATE



*The 2010 Winter Olympics in Vancouver, Canada marked the fourth year of modern NHL participation. The Olympic break began on February 15 and the NHL schedule resumed on March 1.



2009-10 Toronto Maple Leafs

Main game log table with columns: GP, DATE, OPPONENT, RESULT. Lists all 82 games of the 2009-10 season.



2010-11

(37-34-11 / 85 Points / 4th in Northeast Division)

GENERAL MANAGER: Brian Burke

HEAD COACH: Ron Wilson

CAPTAIN: Dion Phaneuf

GP	DATE	OPPONENT	RESULT
1	Oct 7	Montreal	3-2 W
2	Oct 9	Ottawa	5-1 W
3	Oct 13	@ Pittsburgh	4-3 W
4	Oct 15	@ NY Rangers	4-3 W (OT)
5	Oct 18	NY Islanders	1-2 L (OT)
6	Oct 21	NY Rangers	1-2 L
7	Oct 23	Philadelphia	2-5 L
8	Oct 26	Florida	3-1 W
9	Oct 28	@ Boston	0-2 L
10	Oct 30	NY Rangers	0-2 L
11	Nov 2	Ottawa	2-3 L
12	Nov 3	@ Washington	4-5 L (SO)
13	Nov 6	Buffalo	2-3 L (SO)
14	Nov 9	@ Tampa Bay	0-4 L
15	Nov 10	Florida	1-4 L
16	Nov 13	Vancouver	3-5 L
17	Nov 16	Nashville	5-4 W
18	Nov 18	New Jersey	3-1 W
19	Nov 20	@ Montreal	0-2 L
20	Nov 22	Dallas	4-1 W
21	Nov 26	@ Buffalo	1-3 L
22	Nov 27	@ Ottawa	0-3 L
23	Nov 30	Tampa Bay	3-4 L (OT)
24	Dec 2	Edmonton	0-5 L
25	Dec 4	Boston	3-2 W (SO)
26	Dec 6	@ Washington	5-4 W (SO)
27	Dec 8	@ Pittsburgh	2-5 L
28	Dec 9	Philadelphia	1-4 L
29	Dec 11	Montreal	3-1 W
30	Dec 14	@ Edmonton	4-1 W
31	Dec 16	@ Calgary	2-5 L
32	Dec 18	@ Vancouver	1-4 L
33	Dec 20	Atl. Thrashers	3-6 L
34	Dec 26	@ New Jersey	4-1 W
35	Dec 28	Carolina	3-4 L
36	Dec 30	Columbus	2-3 L
37	Jan 1	@ Ottawa	5-1 W
38	Jan 3	Boston	1-2 L
39	Jan 6	St. Louis	6-5 W (SO)
40	Jan 7	@ Atl. Thrashers	9-3 W
41	Jan 10	@ Los Angeles	3-2 W
42	Jan 11	@ San Jose	4-2 W
43	Jan 13	@ Phoenix	1-5 L
44	Jan 15	Calgary	1-2 L (SO)
45	Jan 19	@ NY Rangers	0-7 L
46	Jan 20	Anaheim	5-2 W
47	Jan 22	Washington	1-4 L
48	Jan 24	@ Carolina	4-6 L
49	Jan 25	@ Tampa Bay	0-2 L
50	Feb 1	Florida	4-3 W (SO)
51	Feb 3	Carolina	3-0 W
52	Feb 5	@ Buffalo	2-6 L
53	Feb 7	Atl. Thrashers	5-4 W
54	Feb 8	@ NY Islanders	5-3 W
55	Feb 10	New Jersey	1-2 L (OT)
56	Feb 12	@ Montreal	0-3 L
57	Feb 15	@ Boston	4-3 W
58	Feb 16	@ Buffalo	2-1 W
59	Feb 19	Ottawa	0-1 L (SO)
60	Feb 22	NY Islanders	2-1 W
61	Feb 24	Montreal	5-4 W
62	Feb 26	@ Pittsburgh	5-6 L (SO)
63	Feb 27	Atl. Thrashers	2-3 L (OT)
64	Mar 2	Pittsburgh	3-2 W (OT)
65	Mar 3	@ Philadelphia	3-2 W
66	Mar 5	Chicago	3-5 L
67	Mar 8	@ NY Islanders	3-4 L (OT)
68	Mar 10	Philadelphia	2-3 L
69	Mar 12	Buffalo	4-3 W
70	Mar 14	Tampa Bay	2-6 L
71	Mar 16	@ Carolina	3-1 W
72	Mar 17	@ Florida	0-4 L
73	Mar 19	Boston	5-2 W
74	Mar 22	@ Minnesota	3-0 W
75	Mar 24	@ Colorado	4-3 W
76	Mar 26	@ Detroit	2-4 L
77	Mar 29	Buffalo	4-3 W
78	Mar 31	@ Boston	4-3 W (SO)
79	Apr 2	@ Ottawa	4-2 W
80	Apr 5	Washington	2-3 L (SO)
81	Apr 6	@ New Jersey	2-4 L
82	Apr 9	Montreal	1-4 L

PLAYER	POS	GP	G	A	P	+/-	PIM	PP	SH	GW	S
Phil Kessel	R	82	32	32	64	-20	24	12	1	6	325
Clarke MacArthur	L	82	21	41	62	-3	37	6	0	3	154
Mikhail Grabovski	C	81	29	29	58	14	60	10	0	4	239
Nikolai Kulemin	L	82	30	27	57	7	26	5	1	5	173
Tomas Kaberle	D	58	3	35	38	-2	16	0	0	1	99
Kris Versteeg	R	53	14	21	35	-13	29	5	0	0	128
Tyler Bozak	C	82	15	17	32	-29	14	6	1	4	120
Dion Phaneuf	D	66	8	22	30	-2	88	3	0	1	190
Colby Armstrong	R	50	8	15	23	-1	38	0	0	0	69
Luke Schenn	D	82	5	17	22	-7	34	0	0	0	128
Tim Brent	C	79	8	12	20	-4	33	0	1	1	60
Carl Gunnarsson	D	68	4	16	20	-2	14	1	0	1	69
Jeffrey Lupul	R	28	9	9	18	-7	19	2	0	1	75
Joey Crabb	R	48	3	12	15	-1	24	0	1	2	51
Darryl Boyce	L	46	5	8	13	8	33	0	0	1	27
Nazem Kadri	C	29	3	9	12	-3	8	0	0	0	51
Francois Beauchemin	D	54	2	10	12	-4	16	0	0	0	76
Mike Komisarek	D	75	1	9	10	-8	86	0	0	0	48
Mike Brown	R	50	3	5	8	1	69	1	0	0	59
Fredrik Sjostrom	L	66	2	3	5	-5	14	0	0	0	62
Brett Lebda	D	41	1	3	4	-14	14	0	0	0	34
John Mitchell	C	23	2	1	3	-7	12	1	0	1	28
Jay Rosehill	L	26	1	2	3	-6	71	0	0	0	12
Colton Orr	R	46	2	0	2	-1	128	0	0	1	14
Keith Aulie	D	40	2	0	2	-1	32	0	0	0	32
Joe Colborne	C	1	0	1	1	1	0	0	0	0	1
Michael Zigomanis	C	8	0	1	1	0	4	0	0	0	7
Matt Lashoff	D	11	0	1	1	1	6	0	0	0	8
Matt Frattin	R	1	0	0	0	-1	0	0	0	0	5
Luca Caputi	L	7	0	0	0	-2	4	0	0	0	8
Korbinian Holzer	D	2	0	0	0	-1	2	0	0	0	1
Christian Hanson	C	6	0	0	0	0	4	0	0	0	2
Marcel Mueller	C	3	0	0	0	0	2	0	0	0	5

PLAYER	GP	W	L	OT	GAA	SV%	SO	G	A	PIM	TOI
James Reimer	37	20	10	5	2.60	.921	3	0	1	2	2,080:09
Jean-Sebastien Giguere	33	11	11	4	2.87	.900	0	0	0	4	1,633:01
Jonas Gustavsson	23	6	13	2	3.29	.890	0	0	0	0	1,242:07

HOME ARENA

Air Canada Centre (Capacity: 18,819)

PLAYOFF RESULT

Out of Playoffs

UNIFORMS

HOME

AWAY

ALTERNATE





(35-37-10 / 80 Points / 4th in Northeast Division)
GENERAL MANAGER: Brian Burke
HEAD COACH: Ron Wilson (29-28-7), Randy Carlyle (6-9-3)
CAPTAIN: Dion Phaneuf

PLAYER	POS	GP	G	A	P	+/-	PIM	PP	SH	GW	S
Phil Kessel	R	82	37	45	82	-10	20	10	0	6	295
Joffrey Lupul	L	66	25	42	67	+1	48	8	0	3	191
Mikhail Grabovski	C	74	23	28	51	+0	51	5	0	2	163
Tyler Bozak	C	73	18	29	47	-7	22	4	0	1	109
Dion Phaneuf	D	82	12	32	44	-10	92	7	0	1	202
Clarke MacArthur	L	73	20	23	43	+3	37	3	0	4	148
Tim Connolly	C	70	13	23	36	-14	40	2	0	3	104
Jake Gardiner	D	75	7	23	30	-2	18	1	0	0	79
Nikolai Kulemin	L	70	7	21	28	+2	6	1	0	1	107
John-Michael Liles	D	66	7	20	27	-14	20	4	0	0	106
Joey Crabb	R	67	11	15	26	+1	33	0	2	4	75
Luke Schenn	D	79	2	20	22	-6	62	0	0	0	81
Cody Franson	D	57	5	16	21	-1	22	2	0	0	65
Carl Gunnarsson	D	76	4	15	19	-9	20	0	0	0	89
Matthew Lombardi	C	62	8	10	18	-19	10	0	1	2	101
Matt Frattin	R	56	8	7	15	-4	25	0	0	2	92
David Steckel	C	76	8	5	13	-14	10	1	2	0	79
Nazem Kadri	C	21	5	2	7	+2	8	1	0	1	28
Mike Komisarek	D	45	1	4	5	-13	41	0	0	0	34
Joe Colborne	C	10	1	4	5	+2	4	0	0	0	7
Mike Brown	R	50	2	4	4	-8	74	0	0	0	56
Colby Armstrong	C	29	1	2	3	-8	9	0	0	0	14
Darryl Boyce	C	17	1	1	2	-3	16	0	0	0	12
Keith Aulie	D	17	0	2	2	-2	16	0	0	0	14
Colton Orr	R	5	1	0	1	+1	5	0	0	0	3
Ryan Hamilton	L	2	0	1	1	-1	2	0	0	0	1
Carter Ashton	R	15	0	0	0	-10	13	0	0	0	22
Philippe Dupuis	C	30	0	0	0	-2	16	0	0	0	30
Jay Rosehill	L	31	0	0	0	-4	60	0	0	0	15

PLAYER	GP	W	L	OT	GAA	SV%	SO	G	A	PIM	TOI
Jonas Gustavsson	42	17	4	2	2.92	.902	4	0	1	4	2,300:42
James Reimer	34	14	14	4	3.10	.900	3	0	0	0	1,879:15
Ben Scrivens	12	4	5	2	3.13	.903	0	0	0	4	671:37
Jussi Rynnäs	2	0	1	0	4.24	.825	0	0	0	0	98:54

HOME ARENA

Air Canada Centre (Capacity: 18,819)

PLAYOFF RESULT

Out of Playoffs

UNIFORMS

HOME

AWAY

ALTERNATE



GP	DATE	OPPONENT	RESULT
1	Oct 6	Montreal	2-0 W
2	Oct 8	Ottawa	6-5 W
3	Oct 15	Calgary	3-2 W
4	Oct 17	Colorado	2-3 (OT)
5	Oct 19	Winnipeg	4-3 W (SO)
6	Oct 20	@ Boston	2-6 L
7	Oct 22	@ Montreal	5-4 W (OT)
8	Oct 24	@ Philadelphia	2-4 L
9	Oct 27	@ NY Rangers	4-2 W
10	Oct 29	Pittsburgh	4-3 W
11	Oct 30	@ Ottawa	2-3 L
12	Nov 2	@ New Jersey	5-3 W
13	Nov 3	@ Columbus	4-1 W
14	Nov 5	Boston	0-7 L
15	Nov 8	Florida	1-5 L
16	Nov 10	@ St. Louis	3-2 W (SO)
17	Nov 12	Ottawa	2-5 L
18	Nov 15	Phoenix	2-3 (SO)
19	Nov 17	@ Nashville	1-4 L
20	Nov 19	Washington	7-1 W
21	Nov 20	@ Carolina	2-3 L
22	Nov 22	@ Tampa Bay	7-1 W
23	Nov 25	@ Dallas	4-3 W (SO)
24	Nov 27	@ Anaheim	5-2 W
25	Nov 30	Boston	3-6 L
26	Dec 3	@ Boston	1-4 L
27	Dec 5	@ NY Rangers	4-2 W
28	Dec 6	New Jersey	2-3 (OT)
29	Dec 9	@ Washington	2-4 L
30	Dec 13	Carolina	2-1 W (OT)
31	Dec 16	@ Buffalo	4-5 L
32	Dec 17	Vancouver	3-5 L
33	Dec 19	Los Angeles	2-3 (SO)
34	Dec 22	Buffalo	3-2 W
35	Dec 23	@ NY Islanders	5-3 W
36	Dec 27	@ Florida	3-5 L
37	Dec 29	@ Carolina	3-4 L (OT)
38	Dec 31	@ Winnipeg	2-3 L
39	Jan 3	Tampa Bay	7-3 W
40	Jan 5	Winnipeg	4-0 W
41	Jan 7	Detroit	4-3 W
42	Jan 10	Buffalo	2-0 W
43	Jan 13	@ Buffalo	2-3 L
44	Jan 14	NY Rangers	0-3 L
45	Jan 17	Ottawa	2-3 L
46	Jan 19	Minnesota	4-1 W
47	Jan 21	Montreal	1-3 L
48	Jan 23	NY Islanders	3-0 W
49	Jan 24	@ NY Islanders	4-3 W (OT)
50	Jan 31	@ Pittsburgh	4-5 L (SO)
51	Feb 1	Pittsburgh	1-0 W
52	Feb 4	@ Ottawa	5-0 W
53	Feb 6	Edmonton	6-3 W
54	Feb 7	@ Winnipeg	1-2 L
55	Feb 9	@ Philadelphia	3-4 L
56	Feb 11	Montreal	0-5 L
57	Feb 14	@ Calgary	1-5 L
58	Feb 15	@ Edmonton	4-3 W (OT)
59	Feb 18	Vancouver	2-6 L
60	Feb 21	New Jersey	3-4 L (OT)
61	Feb 23	San Jose	1-2 L
62	Feb 25	Washington	2-4 L
63	Feb 28	Florida	3-5 L
64	Feb 29	@ Chicago	4-5 L
65	Mar 3	@ Montreal	3-1 W
66	Mar 6	Boston	4-5 L
67	Mar 7	@ Pittsburgh	2-3 L
68	Mar 10	@ Philadelphia	0-1 L (SO)
69	Mar 11	@ Washington	0-2 L
70	Mar 13	@ Florida	2-5 L
71	Mar 15	@ Tampa Bay	3-1 W
72	Mar 17	@ Ottawa	3-1 W
73	Mar 19	@ Boston	0-8 L
74	Mar 20	NY Islanders	2-5 L
75	Mar 23	@ New Jersey	4-3 W (SO)
76	Mar 24	NY Rangers	3-4 L (SO)
77	Mar 27	Carolina	0-3 L
78	Mar 29	Philadelphia	1-7 L
79	Mar 31	Buffalo	4-3 W
80	Apr 3	@ Buffalo	5-6 L (OT)
81	Apr 5	Tampa Bay	3-2 W (OT)
82	Apr 7	@ Montreal	1-4 L



2012-13

(26-17-5 / 57 Points / 3rd in Northeast Division)

GENERAL MANAGER: David Nonis

HEAD COACH: Randy Carlyle

CAPTAIN: Dion Phaneuf

PLAYER	POS	GP	G	A	P	+/-	PIM	PP	SH	GW	S
Phil Kessel	R	48	20	32	52	-3	18	6	0	4	161
Nazem Kadri	C	48	18	26	44	15	23	5	0	1	107
James van Riemsdyk	L	48	18	14	32	-7	26	5	0	3	140
Cody Franson	D	45	4	25	29	4	8	3	0	0	70
Tyler Bozak	C	46	12	16	28	-1	6	4	1	3	61
Dion Phaneuf	D	48	9	19	28	-4	65	3	0	1	88
Nikolai Kulemin	L	48	7	16	23	-5	22	0	0	0	72
Clarke MacArthur	L	40	8	12	20	3	26	2	0	1	62
Joffrey Lupul	L	16	11	7	18	8	12	3	0	3	42
Jay McClement	C	48	8	9	17	0	11	0	0	0	48
Mikhail Grabovski	C	48	9	7	16	-10	24	0	0	1	80
Carl Gunnarsson	D	37	1	14	15	5	14	0	0	0	28
Matt Frattin	R	25	7	6	13	6	4	0	0	3	42
John-Michael Liles	D	32	2	9	11	-1	4	0	0	0	47
Leo Komarov	C	42	4	5	9	-1	18	0	0	3	51
Mark Fraser	D	45	0	8	8	18	85	0	0	0	33
Michael Kostka	D	35	0	8	8	-7	27	0	0	0	49
Frazer McLaren	L	35	3	2	5	0	102	0	0	2	20
Colton Orr	R	44	1	3	4	4	155	0	0	0	13
Jake Gardiner	D	12	0	4	4	0	0	0	0	0	12
Korbinian Holzer	D	22	2	1	3	-12	28	0	0	1	16
Ryan O'Byrne	D	8	1	1	2	4	6	0	0	0	5
Ryan Hamilton	L	10	0	2	2	1	0	0	0	0	6
Mike Brown	R	12	0	1	1	1	70	0	0	0	2
David Steckel	C	13	0	1	1	-2	0	0	0	0	4
Mike Komisarek	D	4	0	0	0	2	2	0	0	0	1
Joe Colborne	C	5	0	0	0	-1	2	0	0	0	4

PLAYER	GP	W	L	OT	GAA	SV%	SO	G	A	PIM	TOI
James Reimer	33	19	8	5	2.46	.924	4	0	1	0	1,856:09
Ben Scrivens	20	7	9	0	2.69	.915	2	0	0	6	1,024:51
Jussi Rynnäs	1	0	0	0	0.00	1.000	0	0	0	0	10:20

HOME ARENA

Air Canada Centre (Capacity: 18,819)

PLAYOFF RESULT

Lost Conference Quarter-Final

UNIFORMS

HOME



AWAY



ALTERNATE



* A lockout of the players by the owners from September 15 to January 6 forced the NHL to reduce the 2012-13 schedule from 82 to 48 games, with teams playing only intra-conference games during the reduced season.



GP	DATE	OPPONENT	RESULT
1	Jan 19	@ Montreal	2-1W
2	Jan 21	Buffalo	1-2L
3	Jan 23	@ Pittsburgh	5-2W
4	Jan 24	NY Islanders	4-7L
5	Jan 26	@ NY Rangers	2-5L
6	Jan 29	@ Buffalo	4-3W (OT)
7	Jan 31	Washington	3-2W
8	Feb 2	Boston	0-1L
9	Feb 4	Carolina	1-4L
10	Feb 5	@ Washington	3-2W
11	Feb 7	@ Winnipeg	3-2W
12	Feb 9	@ Montreal	6-0W
13	Feb 11	Philadelphia	5-2W
14	Feb 14	@ Carolina	1-3L
15	Feb 16	Ottawa	3-0W
16	Feb 18	@ Florida	3-0W
17	Feb 19	@ Tampa Bay	2-4L
18	Feb 21	Buffalo	3-1W
19	Feb 23	@ Ottawa	2-3L
20	Feb 25	@ Philadelphia	4-2W
21	Feb 27	Montreal	2-5L
22	Feb 28	@ NY Islanders	5-4W (OT)
23	Mar 4	@ New Jersey	4-2W
24	Mar 6	Ottawa	5-4W
25	Mar 7	@ Boston	2-4L
26	Mar 9	Pittsburgh	4-5L (SO)
27	Mar 12	@ Winnipeg	2-5L
28	Mar 14	Pittsburgh	1-3L
29	Mar 16	Winnipeg	4-5L (SO)
30	Mar 20	Tampa Bay	4-2W
31	Mar 21	@ Buffalo	4-5L (SO)
32	Mar 23	Boston	3-2W
33	Mar 25	@ Boston	2-3L (SO)
34	Mar 26	Florida	3-2W
35	Mar 28	Carolina	6-3W
36	Mar 30	@ Ottawa	4-0W
37	Apr 4	Philadelphia	3-5L
38	Apr 6	@ New Jersey	2-1W
39	Apr 8	NY Rangers	4-3W
40	Apr 10	@ NY Rangers	2-3L (SO)
41	Apr 13	Montreal	5-1W
42	Apr 15	New Jersey	2-0W
43	Apr 16	@ Washington	1-5L
44	Apr 18	NY Islanders	3-5L
45	Apr 20	@ Ottawa	4-1W
46	Apr 24	@ Tampa Bay	2-5L
47	Apr 25	@ Florida	4-0W
48	Apr 27	Montreal	1-4L



Phil Kessel



2013-14

2013-14

(38-36-8 / 84 Points / 6th in Atlantic Division)

GENERAL MANAGER: David Nonis

HEAD COACH: Randy Carlyle

CAPTAIN: Dion Phaneuf

PLAYER	POS	GP	G	A	P	+/-	PIM	PP	SH	GW	S
Phil Kessel	R	82	37	43	80	-5	27	8	0	6	305
James van Riemsdyk	L	80	30	31	61	-9	50	9	2	3	279
Nazem Kadri	C	78	20	30	50	-11	67	7	0	2	148
Tyler Bozak	C	58	19	30	49	2	14	5	1	1	90
Mason Raymond	L	82	19	26	45	-6	22	6	1	4	178
Joffrey Lupul	L	69	22	22	44	-15	44	6	0	1	191
Cody Franson	D	79	5	28	33	-20	30	1	0	0	115
Jake Gardiner	D	80	10	21	31	-3	19	2	1	1	136
Dion Phaneuf	D	80	8	23	31	2	144	2	0	0	145
Morgan Rielly	D	73	2	25	27	-13	12	1	0	0	96
Nikolai Kulemin	L	70	9	11	20	-4	24	0	0	4	81
Carl Gunnarsson	D	80	3	14	17	12	34	0	0	1	48
Paul Ranger	D	53	6	8	14	-1	36	0	1	0	59
Dave Bolland	C	23	8	4	12	-1	24	1	1	2	33
David Clarkson	R	60	5	6	11	-14	93	1	0	1	102
Peter Holland	C	39	5	5	10	-1	16	1	0	0	40
Jay McClement	C	81	4	6	10	-8	32	0	0	1	67
Troy Bodie	R	47	3	7	10	6	26	0	0	0	50
Trevor Smith	C	28	4	5	9	-3	4	0	0	2	24
Tim Gleason	D	39	1	4	5	-21	55	0	0	0	28
Jerry D'Amigo	R	22	1	2	3	-1	0	0	0	0	12
Carter Ashton	R	32	0	3	3	1	19	0	0	0	23
Josh Leivo	R	7	1	1	2	0	0	0	0	0	4
David Broll	L	5	0	1	1	1	5	0	0	0	3
Mark Fraser	D	19	0	1	1	-8	33	0	0	0	6
Spencer Abbott	R	1	0	0	0	-2	0	0	0	0	2
Petter Granberg	D	1	0	0	0	0	0	0	0	0	0
Greg McKegg	C	1	0	0	0	0	0	0	0	0	1
Jamie Devane	L	2	0	0	0	-1	0	0	0	0	1
John-Michael Liles	D	6	0	0	0	-2	0	0	0	0	5
Jerred Smithson	C	18	0	0	0	-5	9	0	0	0	2
Frazer McLaren	L	27	0	0	0	-2	77	0	0	0	4
Colton Orr	R	54	0	0	0	-3	110	0	0	0	12

PLAYER	GP	W	L	OT	GAA	SV%	SO	G	A	PIM	TOI
Jonathan Bernier	55	26	19	7	2.68	.923	1	0	1	4	3,083:34
James Reimer	36	12	16	1	3.29	.911	1	0	0	2	1,784:39
Drew MacIntyre	2	0	1	0	2.53	.922	0	0	0	0	94:35

HOME ARENA

Air Canada Centre (Capacity: 18,819)

PLAYOFF RESULTS

Out of Playoffs

UNIFORMS



PATCH

WINTER CLASSIC 2013-14



GP	DATE	OPPONENT	RESULT
1	Oct 1	@ Montreal	4-3 W
2	Oct 2	@ Philadelphia	3-1 W
3	Oct 5	Ottawa	5-4 W (SO)
4	Oct 8	Colorado	1-2 L
5	Oct 10	@ Nashville	4-0 W
6	Oct 12	Edmonton	6-5 W (OT)
7	Oct 15	Minnesota	4-1 W
8	Oct 17	Carolina	2-3 L
9	Oct 19	@ Chicago	1-3 L
10	Oct 22	Anaheim	4-2 W
11	Oct 25	@ Columbus	2-5 L
12	Oct 26	Pittsburgh	4-1 W
13	Oct 29	@ Edmonton	4-0 W
14	Oct 30	Calgary	4-2 W
15	Nov 2	@ Vancouver	0-4 L
16	Nov 8	@ New Jersey	2-1 W (SO)
17	Nov 9	@ Boston	1-3 L
18	Nov 13	@ Minnesota	1-2 L (SO)
19	Nov 15	@ Buffalo	1-3 L
20	Nov 16	Buffalo	4-2 W
21	Nov 19	NY Islanders	5-2 W
22	Nov 21	Nashville	2-4 L
23	Nov 23	Washington	2-1 W (SO)
24	Nov 25	Columbus	0-6 L
25	Nov 27	@ Pittsburgh	5-6 L (SO)
26	Nov 29	@ Buffalo	2-3 L (OT)
27	Nov 30	@ Montreal	2-4 L
28	Dec 3	San Jose	2-4 L
29	Dec 5	Dallas	3-2 W (OT)
30	Dec 7	@ Ottawa	4-3 W (SO)
31	Dec 8	Boston	2-5 L
32	Dec 11	Los Angeles	1-3 L
33	Dec 12	@ St. Louis	3-6 L
34	Dec 14	Chicago	7-3 W
35	Dec 16	@ Pittsburgh	1-3 L
36	Dec 17	Florida	1-3 L
37	Dec 19	Phoenix	2-1 W (SO)
38	Dec 21	Detroit	4-5 L (SO)
39	Dec 23	@ NY Rangers	1-2 L (SO)
40	Dec 27	Buffalo	4-3 W (SO)
41	Dec 29	Carolina	5-2 W
42	Jan 1	@ Detroit	3-2 W (SO)*
43	Jan 4	NY Rangers	1-7 L
44	Jan 7	NY Islanders	3-5 L
45	Jan 9	@ Carolina	1-6 L
46	Jan 10	@ Washington	2-3 L
47	Jan 12	New Jersey	3-2 W (SO)
48	Jan 14	@ Boston	4-3 W
49	Jan 15	Buffalo	4-3 W (SO)
50	Jan 18	Montreal	5-3 W
51	Jan 20	@ Phoenix	4-2 W
52	Jan 21	@ Colorado	5-2 W
53	Jan 23	@ Dallas	1-7 L
54	Jan 25	@ Winnipeg	4-5 L (OT)
55	Jan 28	Tampa Bay	3-2 W
56	Jan 30	Florida	6-3 W
57	Feb 1	Ottawa	6-3 W
58	Feb 4	@ Florida	1-4 L
59	Feb 6	@ Tampa Bay	4-1 W
60	Feb 8	Vancouver	3-1 W
61	Feb 27	@ NY Islanders	4-5 L (OT)**
62	Mar 1	@ Montreal	3-4 L (OT)
63	Mar 3	Columbus	1-2 L
64	Mar 5	@ NY Rangers	3-2 W (OT)
65	Mar 8	Philadelphia	4-3 W (OT)
66	Mar 10	@ Anaheim	3-1 W
67	Mar 11	@ San Jose	2-6 L
68	Mar 13	@ Los Angeles	3-2 W
69	Mar 16	@ Washington	2-4 L
70	Mar 18	Detroit	2-3 L
71	Mar 19	Tampa Bay	3-5 L
72	Mar 22	Montreal	3-4 L
73	Mar 23	@ New Jersey	2-3 L
74	Mar 25	St. Louis	3-5 L
75	Mar 28	@ Philadelphia	2-4 L
76	Mar 29	Detroit	2-4 L
77	Apr 1	Calgary	3-2 W
78	Apr 3	Boston	4-3 W (OT)
79	Apr 5	Winnipeg	2-4 L
80	Apr 8	@ Tampa Bay	0-3 L
81	Apr 10	@ Florida	2-4 L
82	Apr 12	@ Ottawa	0-1 L

*Game played at Michigan Stadium in Ann Arbor, MI. (2014 Winter Classic)

**The 2014 Winter Olympics in Sochi, Russia marked the fourth year of modern NHL participation. The Olympic break began on February 9 and the NHL schedule resumed on February 25.

PAGE 307

ALL-TIME PLAYER ROSTER



ARENAS



ST. PATS



MAPLE LEAFS

NAME (SEASONS PLAYED)	POS	NO(S)	GP	G	A	PTS	PIM
A BBOTT, Spencer (13/14 to present)	LW	56	1	0	0	0	0
ACOMB, Doug (69/70)	C	22	2	0	1	1	0
ADAM, Russ (82/83)	C	16	8	1	2	3	11
ADAMS, Jack (17/18 to 18/19; 22/23 to 25/26)	C	-	133	78	31	109	300
ADAMS, Kevyn (97/98 to 99/00)	C	42	58	5	8	13	46
ADAMS, Stewart (32/33)	LW	9	9	0	2	2	0
ALDCORN, Gary (56/57 to 58/59)	LW	21, 22, 26	86	15	18	33	18
ALEXANDER, Claire (74/75 to 76/77)	D	20	123	10	29	39	30
ALLISON, Jason (05/06)	C	41	66	17	43	60	76
ALLISON, Mike (86/87 to 87/88)	LW	8	86	7	19	26	76
ANDERSON, Glenn (91/92 to 93/94)	RW	10, 9	221	63	94	157	267
ANDERSON, John (77/78 to 84/85)	RW	10, 28	534	189	204	393	168
ANDREWS, Lloyd (21/22 to 24/25)	LW	-	53	8	5	13	10
ANDREYCHUK, Dave (92/93 to 95/96)	LW	14	223	120	99	219	194
ANDRUSAK, Greg (99/00)	D	25	9	0	1	1	4
ANTROPOV, Nik (99/00 to 08/09)	RW	80, 11, 9	509	125	166	291	477
APPS, Syl (36/37 to 42/43;45/46 to 47/48)	C	10, 16	423	201	231	432	56
ARBOUR, Al (61/62 to 63/64;65/66)	D	3, 18	66	2	7	9	74
ARBOUR, Amos (23/24)	LW	-	21	1	3	4	4
ARBOUR, Jack (28/29)	F	2	10	1	0	1	10
ARMSTRONG, Colby (10/11 to 11/12)	RW	9	79	9	17	26	47
ARMSTRONG, George (49/50;51/52 to 70/71)	RW	10, 15, 20	1187	296	417	713	721
ARMSTRONG, Murray (37/38 to 38/39)	C	17	12	0	1	1	0
ARMSTRONG, Norm (62/63)	D	18	7	1	1	2	2
ARMSTRONG, Tim (88/89)	C	8	11	1	0	1	6
ARUNDEL, John (49/50)	D	25	3	0	0	0	9
ASHBY, Don (75/76 to 78/79)	C	8, 9, 20	141	26	40	66	34
ASHTON, Carter (11/12, 13/14 to present)	RW	37	47	0	3	3	32
AUBIN, Normand (81/82 to 82/83)	C	24, 35	69	18	13	31	30
AUGUSTA, Patrick (93/94)	RW	24	2	0	0	0	0
AULIE, Keith (09/10 to 11/12)	D	59	57	2	2	4	48
B ACKOR, Peter (44/45)	D	14	36	4	5	9	6
BAILEY, Bob (53/54 to 55/56)	RW	17,18,20,21,23	86	6	9	15	128
BAILEY, Irvine (Ace) (26/27 to 33/34)	RW	6, 12, 8	313	111	82	193	472
BAILEY, Reid (82/83)	D	4, 33	1	0	0	0	2
BAKER, Jamie (96/97 to 97/98)	C	16	71	8	13	21	38
BALDWIN, Doug (45/46)	D	19	15	0	1	1	6
BALFOUR, Earl (51/52;53/54;55/56; 57/58)	LW	16, 22, 23, 24, 25	80	14	6	20	48
BARBE, Andre (50/51)	RW	14	1	0	0	0	2
BARILKO, Bill (46/47 to 50/51)	D	5, 19, 21	252	26	36	62	456
BATHGATE, Andy (63/64 to 64/65)	RW	9	70	19	44	63	42
BATTAGLIA, Bates (06/07 to 07/08)	LW	33	95	12	19	31	52
BAUMGARTNER, Ken (91/92 to 95/96)	LW/D	8, 22	200	7	7	14	520
BAUN, Bob (56/57 to 66/67; 70/71 to 72/73)	D	21, 26	739	29	140	169	1155
BEAUCHEMIN, Francois (09/10 to 10/11)	D	22	136	7	31	38	49
BELAK, Wade (00/01 to 07/08)	D/RW	3, 2	318	7	17	24	763
BELANGER, Alain (77/78)	RW	18	9	0	1	1	6
BELANGER, Ken (94/95)	LW	43	3	0	0	0	9
BELL, Brendan (05/06 to 06/07)	D	36	1	0	0	0	0
BELL, Mark (07/08)	LW	9	35	4	6	10	60
BELLEFEUILLE, Pete (25/26 to 26/27)	RW	10	67	14	2	16	34
BENNING, Jim (81/82 to 86/87)	D	3, 15	364	37	136	173	289
BENTLEY, Max (47/48 to 52/53)	C	7	354	122	134	256	136
BERARD, Bryan (98/99 to 99/00)	D	34	102	8	41	49	64
BEREHOVSKY, Drake (90/91 to 94/95; 03/04)	D	29, 24, 55	133	7	28	35	181
BEREZIN, Sergei (96/97 to 00/01)	LW	94	357	126	94	220	34
BERG, Aki (00/01 to 05/06)	D	8	325	10	32	42	172
BERG, Bill (92/93 to 95/96)	LW	10	196	21	21	42	206
BERUBE, Craig (91/92)	LW	16	40	5	7	12	109
BIALOWAS, Frank (93/94)	LW	36	3	0	0	0	12
BIONDA, Jack (55/56)	D	22	13	0	1	1	18
BLAIR, Andy (28/29 to 35/36)	C	5, 11, 12	358	74	83	157	290
BLAIR, Charles (48/49)	RW	14, 22	1	0	0	0	0
BLAIR, George (Dusty) (50/51)	C	14	2	0	0	0	0
BLAISDELL, Mike (87/88 to 88/89)	RW	22	27	4	2	6	6
BLAKE, Jason (07/08 to 09/10)	LW	55	216	50	91	141	94
BLAKE, Mickey (35/36)	D	3, 20	8	0	0	0	2
BODIE, Troy (13/14 to present)	RW	40	47	3	7	10	26
BODNAR, Gus (43/44 to 46/47)	C	8, 21	187	48	105	153	60

ALL-TIME PLAYER ROSTER



NAME (SEASONS PLAYED)	POS	NO(S)	GP	G	A	PTS	PIM
BOESCH, Garth (46/47 to 49/50)	D	5, 18	197	9	28	37	205
BOHONOS, Lonny (97/98 to 99/00)	C	16	13	6	3	9	8
BOIMISTRUCK, Fred (81/82 to 82/83)	D	11	83	4	14	18	45
BOISVERT, Serge (82/83)	RW	12	17	0	2	2	4
BOIVIN, Leo (51/52 to 54/55)	D	16, 18, 19, 21	137	3	20	23	186
BOLL, Frank (Buzz) (33/34 to 38/39)	LW	8, 17	213	61	39	100	69
BOLLAND, Dave (13/14)	C	63	23	8	4	12	24
BOLTON, Hugh (49/50 to 56/57)	D	4, 19, 20, 23	235	10	51	61	221
BOOTHMAN, George (42/43 to 43/44)	RW	14, 16	58	17	19	36	18
BORSCHESKY, Nikolai (92/93 to 94/95)	RW	16	142	48	65	113	38
BOSCHMAN, Laurie (79/80 to 81/82)	C	12	187	39	70	109	406
BOUDREAU, Bruce (76/77 to 82/83)	C	12,19,35,11,17,28	134	27	42	69	44
BOURGAULT, Leo (26/27)	D	8, 16	22	0	0	0	44
BOUTETTE, Pat (75/76 to 79/80)	RW	15	349	59	82	141	520
BOYCE, Darryl (07/08, 10/11 to 11/12)	C	50, 47	64	6	9	15	49
BOYER, Wally (65/66)	C	15, 18	46	4	17	21	23
BOZAK, Tyler (09/10 to present)	C	42	296	72	111	183	62
BRADLEY, Brian (90/91 to 91/92)	C	44	85	10	32	42	68
BRENNEMAN, John (66/67)	LW	24	41	6	4	10	4
BRENT, Tim (09/10 to 10/11)	C	37	80	8	12	20	33
BREWER, Carl (57/58 to 64/65; 79/80)	D	2, 18, 28, 25	473	19	136	155	917
BRINDLEY, Doug (70/71)	C	17	3	0	0	0	0
BRITZ, Greg (83/84 to 84/85)	RW	16,32	7	0	0	0	4
BROLL, David (13/14 to present)	LW	46	5	0	1	1	5
BROSSART, Willy (73/74 to 74/75)	D	25	21	0	1	1	22
BROTEN, Aaron (90/91)	LW	21	27	6	4	10	32
BROWN, Arnie (61/62;63/64)	D	16, 22	6	0	0	0	6
BROWN, Jeff (97/98)	D	33	19	1	8	9	10
BROWN, Mike (10/11 to 12/13)	RW	18	112	5	8	13	213
BRUBAKER, Jeff (84/85 to 85/86)	LW	23	89	8	4	12	276
BRVDGE, Bill (26/27)	D	3	41	6	3	9	76
BRVDSON, Gord (29/30)	F	14	8	2	0	2	8
BUCHANAN, Al (48/49 to 49/50)	LW	24, 25	4	0	1	1	2
BULLARD, Mike (91/92)	C/LW	22	65	14	14	28	42
BUREGA, Bill (55/56)	D	20	4	0	1	1	4
BURROWS, Dave (78/79 to 80/81)	D	26	151	5	27	32	72
BUTCHER, Garth (94/95)	D	2	45	1	7	8	59
BUTLER, Jerry (77/78 to 79/80)	RW	17	204	24	22	46	130
BYERS, Mike (67/68 to 68/69)	RW	24	15	2	2	4	2
C AFFERY, Jack (54/55)	C	25	3	0	0	0	0
CAHAN, Larry (54/55 to 55/56)	D	20	79	0	8	8	110
CAIN, Francis (25/26)	D	-	23	0	0	0	8
CAMERON, Harry (17/18 to 18/19; 19/20; 20/21 to 22/23)	D	-	105	71	45	116	127
CAPUANO, Jack (89/90)	D	26	1	0	0	0	0
CAPUTI, Luca (09/10 to 10/11)	LW	33	35	3	6	9	20
CAREY, George (23/24)	RW	-	4	0	0	0	0
CARLETON, Wayne (65/66 to 69/70)	LW	12, 25	91	10	16	26	60
CARLYLE, Randy (76/77 to 77/78)	D	23, 28	94	2	16	18	82
CARR, Red (43/44)	LW	14	5	0	1	1	4
CARR, Lorne (41/42 to 45/46)	RW	9	236	105	121	226	37
CARRIERE, Larry (79/80)	D	3	2	0	1	1	0
CARSON, William (26/27 to 28/29)	F	5, 15	96	43	18	61	122
CERESINO, Ray (48/49)	F	16	12	1	1	2	2
CHAMBERLAIN, Murph (37/38 to 39/40)	C/LW	8, 14	131	19	45	64	146
CHAMPAGNE, Andre (62/63)	LW	18	2	0	0	0	0
CHASE, Kelly (96/97 to 97/98)	RW	39	2	0	0	0	27
CHISHOLM, Lex (39/40 to 40/41)	C	9, 22	54	10	8	18	19
CHURCH, Jack (38/39 to 41/42)	D	16, 19, 20	72	1	11	12	114
CIMETTA, Rob (90/91 to 91/92)	LW	34, 14	49	6	7	13	33
CLANCY, Frank (King) (30/31 to 36/37)	D	7, 5	286	52	78	130	383
CLANCY, Terry (68/69 to 69/70;72/73)	RW	7, 21	86	6	6	12	37
CLARK, Wendel (85/86 to 93/94;95/96 to 97/98; 99/00)	LW	17	608	260	181	441	1535
CLARKSON, David (13/14 to present)	RW	71	60	5	6	11	93
CLEGHORN, Sprague (20/21)	D	-	13	3	5	8	31
COLAIACOVO, Carlo (02/03 to 08/09)	D	8, 45	111	12	21	33	57
COLBORNE, Joe (10/11 to 12/13)	C	32	16	1	5	6	6
CONACHER, Brian (61/62;65/66 to 67/68)	LW	17, 18, 22	133	25	27	52	80
CONACHER, Charlie (29/30 to 37/38)	RW	9, 6	326	200	124	324	411
CONACHER, Pete (57/58)	LW	16	5	0	1	1	5

ALL-TIME PLAYER ROSTER



NAME (SEASONS PLAYED)	POS	NO(S)	GP	G	A	PTS	PIM
CONNOLLY, Tim (11/12)	C	12	70	13	23	36	40
CONVERY, Brandon (95/96 to 96/97)	C	12	50	7	10	17	24
COOPER, David (96/97 to 97/98; 00/01)	D	42, 33	30	3	7	10	24
COPP, Robert (42/43;50/51)	D	2, 14	40	3	9	12	26
CORBEAU, Bert (23/24 to 26/27)	D	2	131	18	19	37	338
CORRIGAN, Charlie (37/38)	RW	19	3	0	0	0	0
CORSON, Shayne (00/01 to 02/03)	LW	27	197	27	47	74	358
COSTELLO, Les (48/49)	LW	15, 22	15	2	3	5	11
COSTELLO, Rich (83/84;85/86)	C	8, 16	12	2	2	4	2
COTCH, Charlie (24/25)	LW	-	5	0	0	0	0
COTÉ, Sylvain (97/98 to 99/00)	D	3	94	8	31	39	34
COTTON, Harold (Balduy) (28/29 to 34/35)	LW	8, 11, 14	285	68	88	156	252
COUGHLIN, Jack (17/18)	RW	-	5	2	0	2	3
COURTNALL, Russ (83/84 to 88/89)	C	9, 16, 26	309	90	128	218	243
COX, Dan (26/27 to 29/30)	LW	6, 7	116	22	19	41	63
CRABB, Joey (10/11 to 11/12)	RW	46	115	14	27	41	57
CRAIG, Mike (94/95 to 96/97)	RW	9	172	20	30	50	116
CRAIGHEAD, John (96/97)	RW	44	5	0	0	0	10
CRAWFORD, Rusty (17/18 to 18/19)	LW	-	26	8	6	14	102
CREIGHTON, Dave (54/55;58/59 to 59/60)	C	11, 22, 23	62	6	15	21	16
CROSS, Cory (99/00 to 01/02)	D	4	162	10	25	35	168
CROZIER, Joe (59/60)	D	23	5	0	3	3	2
CULLEN, Barry (55/56 to 58/59)	RW	19	164	28	43	71	88
CULLEN, Brian (54/55 to 58/59)	C	14, 16, 18, 22, 27	220	37	60	97	80
CULLEN, John (92/93 to 93/94)	C	19	100	26	45	71	120
CURRAN, Brian (87/88 to 90/91)	D	28	130	3	14	17	512
CZERKAWSKI, Mariusz (05/06)	R	21	19	4	1	5	6
D AHL, Kevin (98/99)	D	4	3	0	0	0	2
DALLMAN, Marty (87/88)	C	35, 15	6	0	1	1	0
D'AMIGO, Jerry (13/14)	RW	29	22	1	2	3	0
DAMPHOUSSE, Vincent (86/87 to 90/91)	LW	10	394	118	211	329	262
DAOUST, Dan (82/83 to 89/90)	C	24	518	87	166	253	540
DARRAGH, Harold (31/32 to 32/33)	F	16	67	6	12	18	6
DAVIDSON, Bob (34/35 to 45/46)	L/RW	4, 5, 17, 18	491	94	160	254	398
DAVIS, Kim (80/81)	C	18	2	0	0	0	4
DAWES, Bob (46/47;48/49 to 49/50)	D	21, 23, 25	17	2	2	4	2
DAY, Clarence (Hap) (24/25 to 36/37)	D	4,3	538	86	113	199	587
DeBLOIS, Lucien (90/91 to 91/92)	RW	27	92	18	23	41	69
DeGRAY, Dale (87/88)	D	3	56	6	18	24	63
DeMARCO, Ab (42/43)	C	17	4	0	1	1	0
DEMPSEY, Nathan (96/97 to 01/02)	D	43	48	2	12	14	8
DENNENY, Corbett (17/18 to 22/23; 26/27)	RW	5	135	98	41	139	130
DENOIRD, Gerry (22/23)	C	-	17	0	1	1	0
DERLAGO, Bill (79/80 to 85/86)	C	19	378	158	176	334	179
DEVANE, Jamie (13/14 to present)	LW	59	2	0	0	0	0
DEVEAUX, Andre (08/09 to 09/10)	C	56	22	0	1	1	75
DEVEREAUX, Boyd (06/07 to 08/09)	C	22	118	21	27	48	38
DICKENS, Ernie (41/42;45/46)	D	16, 23	25	3	5	8	12
DIDUCK, Gerald (99/00)	D	2	26	0	3	3	33
DiPIETRO, Paul (94/95 to 95/96)	C	25	32	5	5	10	10
DOMI, Tie (89/90; 94/95 to 05/06)	R	40, 8, 28	777	84	112	196	2265
DORATY, Ken (32/33 to 34/35)	F	15	83	15	25	40	22
DOREY, Jim (68/69 to 71/72)	D	8	231	25	74	99	553
DOUGLAS, Kent (62/63 to 66/67)	D	19	283	20	65	85	408
DOWNIE, David (32/33)	C	11, 17	11	0	1	1	2
DRAPER, Bruce (62/63)	F	17	1	0	0	0	0
DRILLON, Gord (36/37 to 41/42)	LW	12, 21	262	127	117	244	42
DRUKEN, Harold (02/03 to 03/04)	C	23, 18	14	0	6	6	4
DUFF, Dick (54/55 to 63/64)	LW	9, 17	582	174	168	342	535
DUNCAN, Art (27/28 to 30/31)	D	4, 11	122	15	14	29	199
DUNDAS, Rocky (89/90)	RW	34	5	0	0	0	14
DUNLAP, Frank (43/44)	F	20	15	0	1	1	2
DUNN, Dave (74/75 to 75/76)	D	4	115	3	19	22	226
DUPERE, Denis (70/71 to 73/74)	LW	15, 17	192	29	44	73	26
DUPONT, Jerome (86/87)	D	2	13	0	0	0	23
DUPUIS, Philippe (11/12)	C	11	30	0	0	0	16
DURIS, Vitezslav (80/81;82/83)	D	23, 24	89	3	20	23	62
DYE, Cecil (Babe) (19/20; 20/21 to 25/26; 30/31)	RW	6	177	173	42	215	190

ALL-TIME PLAYER ROSTER



NAME (SEASONS PLAYED)	POS	NO(S)	GP	G	A	PTS	PIM
E AKINS, Dallas (98/99)	D	2	18	0	2	2	24
EARL, Robbie (07/08)	LW	52	9	0	1	1	0
EASTWOOD, Mike (91/92 to 94/95)	C	21, 32	111	14	23	37	85
ECCLESTONE, Tim (73/74 to 74/75)	LW	16	51	10	15	25	32
EDMUNDSON, Garry (Duke) (59/60 to 60/61)	LW	25	42	4	6	10	47
EHMAN, Gerry (58/59 to 60/61; 63/64)	RW	8, 17	123	26	31	57	40
ELLETT, Dave (90/91 to 96/97)	D	4	446	51	172	223	371
ELLIS, Ron (63/64 to 74/75; 77/78 to 80/81)	RW	6, 8, 11	1034	332	308	640	207
ERIKSSON, Anders (01/02 to 02/03)	D	44	38	0	2	2	12
ESAU, Leonard (91/92)	D	36	2	0	0	0	0
EVANS, Chris (69/70)	D	26	2	0	0	0	0
EVANS, Daryl (86/87)	LW	3	2	1	0	1	0
EVANS, Paul (76/77 to 77/78)	C	17, 28, 29	11	1	1	2	21
EXELBY, Garnet (09/10)	D	3, 7	51	1	3	4	73
EZINICKI, Bill (44/45 to 49/50)	RW	12, 16, 17	271	56	79	135	525
F AIRCHILD, Kelly (95/96 to 96/97)	C	40, 7	23	0	3	3	4
FARKAS, Jeff (00/01 to 01/02)	RW	19, 20	8	0	2	2	6
FARRISH, Dave (79/80 to 80/81; 82/83 to 83/84)	D	23, 28	209	11	69	80	215
FAULKNER, Alex (61/62)	C	8	1	0	0	0	0
FAUSS, Ted (86/87 to 87/88)	D	2, 34	28	0	2	2	15
FENTON, Paul (90/91)	LW	16	30	5	10	15	0
FERGUS, Tom (85/86 to 91/92)	C	19	357	118	179	297	324
FERGUSON, George (72/73 to 77/78)	C	10	359	57	110	167	236
FINGER, Jeff (08/09 to 09/10)	D	4	105	8	25	33	63
FINNIGAN, Frank (31/32; 34/35 to 36/37)	RW	12, 20	154	14	26	40	61
FISHER, Alvin (24/25) <small>TORONTO</small>	RW	-	9	1	0	1	4
FITZGERALD, Tom (02/03 to 03/04)	RW	12	135	11	23	34	109
FLAMAN, Fern (50/51 to 53/54)	D	3, 12	228	4	27	31	368
FLETT, Bill (74/75)	RW	19	77	15	25	40	38
FOLEY, Gerry (54/55)	RW	11	4	0	0	0	8
FOLIGNO, Mike (90/91 to 93/94)	RW	15, 71	129	27	20	47	203
FORSEY, Jack (42/43)	F	17	19	7	9	16	10
FORTIER, Dave (72/73)	D	22	23	1	4	5	63
FOSTER, Alex (07/08)	C	32	3	0	0	0	0
FOWLER, Jim (36/37 to 38/39)	D	3	135	18	29	47	39
FRANCESCHETTI, Lou (89/90 to 90/91)	RW	15	96	22	16	38	157
FRANCIS, Ron (03/04)	C	10	12	3	7	10	0
FRANSON, Cody (11/12 to present)	D	4	181	14	69	83	60
FRASER, Mark (12/13 to 13/14)	D	2, 45	64	0	9	9	118
FRATTIN, Matt (10/11 to 12/13)	RW	39	82	15	13	28	29
FROGREN, Jonas (08/09)	D	24	41	1	6	7	28
FRYCER, Miroslav (81/82 to 87/88)	RW	14	329	115	153	268	374
G AGNE, Paul (88/89)	LW	18, 41	16	3	2	5	6
GAGNER, Dave (95/96)	C	15	28	7	15	22	59
GAMACHE, Simon (07/08)	LW	39	11	2	2	4	6
GAMBLE, Dick (65/66 to 66/67)	LW	9	3	1	0	1	0
GARDINER, Jake (11/12 to present)	D	51	167	17	48	65	37
GARDNER, Cal (48/49 to 51/52)	C	17	219	58	95	153	129
GARDNER, Paul (78/79 to 79/80)	C	18	56	18	15	33	10
GARIEPY, Ray (55/56)	D	2	1	0	0	0	4
GARLAND, Scott (75/76 to 76/77)	C	25	85	13	23	36	91
GARTNER, Mike (93/94 to 95/96)	RW	11	130	53	33	86	62
GAVEY, Aaron (02/03 to 03/04)	C	10	5	0	1	1	0
GAVIN, Stewart (80/81 to 84/85)	LW	9, 17	268	34	48	82	214
GIBSON, John (81/82)	D	23	27	0	2	2	67
GILL, Hal (06/07 to 07/08)	D	25	145	8	32	40	143
GILL, Todd (84/85 to 95/96)	D	3, 11, 23, 29	639	59	210	269	922
GILMOUR, Doug (91/92 to 96/97; 02/03)	C	33	393	131	321	452	386
GINGRAS, Gaston (82/83 to 84/85)	D	11	109	17	40	57	26
GIRARD, Ken (56/57 to 57/58; 59/60)	RW	27	7	0	1	1	2
GLEASON, Tim (13/14)	D	8	39	1	4	5	55
GLENNIE, Brian (69/70 to 77/78)	D	24	554	12	98	110	599
GODDEN, Ernie (81/82)	C	18	5	1	1	2	6
GODYNYUK, Alexander (90/91 to 91/92)	D	93	49	3	9	12	75
GOLDHAM, Bob (41/42; 45/46 to 46/47)	D	2, 14, 17	79	12	22	34	79
GOLDUP, Hank (39/40 to 42/43)	LW	20, 23	99	29	34	63	28
GORMAN, Ed (27/28)	D	3	19	0	1	1	30
GOVEDARIS, Chris (93/94)	LW	8	12	2	2	4	14

ALL-TIME PLAYER ROSTER



NAME (SEASONS PLAYED)	POS	NO(S)	GP	G	A	PTS	PIM
GRABOVSKI, Mikhail (08/09 to 12/13)	C	84	340	91	117	208	237
GRACIE, Bob (30/31 to 32/33)	LW	14	104	26	23	49	60
GRAHAM, Pat (83/84)	LW	23	41	4	4	8	65
GRANBERG, Petter (13/14 to present)	D	26	1	0	0	0	0
GRAY, Alex (28/29)	RW	9	7	0	0	0	2
GREEN, Travis (01/02 to 02/03; 06/07)	C	39	181	23	35	58	149
GREIG, Mark (93/94)	RW	11	13	2	2	4	10
GRISDALE, John (72/73;74/75)	D	3	51	1	7	8	80
GROSS, Lloyd (26/27)	LW	11	16	1	1	2	0
GUNNARSSON, Carl (09/10 to 13/14)	D	36	304	15	71	86	92
GUSTAFSSON, Per (97/98)	D	24	22	1	4	5	10
HAGGERTY, Sean (95/96)	LW	52	1	0	0	0	0
HAGMAN, Niklas (08/09 to 09/10)	RW	9	120	42	33	75	27
HALDERSON, Harold (26/27)	D	14	26	1	2	3	36
HALKIDIS, Bob (91/92)	D	33	46	3	3	6	145
HAMEL, Hap (30/31)	F	14	2	0	0	0	4
HAMILTON, Jack (42/43 to 43/44; 45/46)	C	15, 17, 19, 22	138	31	48	79	76
HAMILTON, Jeff (08/09)	RW	51	15	3	3	6	4
HAMILTON, Reg (35/36 to 44/45)	D	3, 5, 20, 22	366	20	77	97	379
HAMILTON, Ryan (11/12 to 12/13)	LW	48	12	0	3	3	2
HAMMARSTROM, Inge (73/74 to 77/78)	LW	11	292	85	82	167	80
HAMMOND, Ken (88/89)	D	29	14	0	2	2	12
HAMPSON, Ted (59/60)	C	14	41	2	8	10	17
HANNAN, Dave (89/90 to 91/92)	C	9	148	19	34	53	153
HANNIGAN, Gord (52/53 to 55/56)	C	17, 22, 23	161	29	31	60	117
HANNIGAN, Pat (59/60)	RW	23	1	0	0	0	0
HANNIGAN, Ray (48/49)	F	16	3	0	0	0	2
HANSON, Christian (08/09 to 10/11)	C	20	42	3	6	9	22
HARLOCK, David (93/94 to 95/96)	D	28,38	8	0	0	0	0
HARRIS, Bill (55/56 to 64/65)	C	15	610	106	181	287	187
HARRIS, Billy (81/82 to 83/84)	RW	16	146	20	29	49	44
HARRIS, Duke (67/68)	RW	17	4	0	0	0	0
HARRISON, Jay (05/06 to 06/07; 08/09)	D	43	20	0	2	2	18
HARRISON, Jim (69/70 to 71/72)	C	7, 12	175	39	47	86	248
HASSARD, Bob (49/50 to 50/51; 52/53 to 53/54)	C	17, 20, 25	109	9	28	37	18
HAWKINS, Todd (91/92)	RW	8	2	0	0	0	0
HEALEY, Paul (01/02 to 02/03)	RW	26	65	6	14	20	14
HEDIN, Pierre (03/04)	D	3	3	0	1	1	0
HEFFERNAN, Frank (19/20)	D	19	0	0	1	1	10
HENDERSON, Paul (67/68 to 73/74)	LW	19	408	162	156	318	166
HENDRICKSON, Darby (94/95 to 95/96; 96/97 to 98/99)	C/LW	37, 16, 14	233	27	20	47	195
HERBERTS, Jim (27/28)	F	7	43	15	4	19	64
HERON, Bob (Red) (38/39 to 40/41)	C	16, 17, 18	83	20	17	37	24
HEWARD, Jamie (95/96 to 96/97)	D	36, 26	25	1	4	5	6
HICKEY, Pat (79/80 to 81/82)	LW	15, 16	118	38	49	87	65
HIGGINS, Paul (81/82 to 82/83)	RW	17, 29	25	0	0	0	152
HILL, Mel (42/43 to 45/46)	RW	8	146	49	61	110	77
HILLMAN, Larry (60/61 to 67/68)	D	2, 16, 22	265	13	75	88	185
HINSE, Andre (67/68)	LW	23	4	0	0	0	0
HODGSON, Dan (85/86)	C	16	40	13	12	25	12
HOGLUND, Jonas (99/00 to 02/03)	LW	14	325	78	106	184	62
HOGUE, Benoit (94/95 to 95/96)	C/RW	28, 32, 33	56	15	28	43	68
HOLDEN, Josh (02/03 to 03/04)	C	9	6	1	0	1	2
HOLLAND, Peter (13/14 to present)	C	24	39	5	5	10	16
HOLLETT, Bill (Flash) (33/34 to 35/36)	D	3, 15	63	11	20	31	50
HOLLWEG, Ryan (08/09)	LW	44	25	0	2	2	38
HOLWAY, Albert (23/24 to 25/26)	D	-	42	3	2	5	20
HOLZER, Korbinian (10/11, 12/13)	D	55	24	2	1	3	30
HOPKINS, Larry (77/78)	LW	12	2	0	0	0	0
HORNE, George (28/29)	F	8	39	9	3	12	32
HORNER, Reginald (Red) (28/29 to 39/40)	D	2, 11, 15	490	42	110	152	1264
HORTON, Tim (49/50;51/52 to 69/70)	D	7, 16, 20	1185	109	349	458	1389
HORVATH, Bronco (62/63)	C	17	9	0	4	4	12
HOTHAM, Greg (79/80 to 81/82)	D	2, 4, 8	60	4	11	15	21
HOUSLEY, Phil (02/03)	D	96	1	0	0	0	2
HOWARD, Jack (36/37)	D	21	2	0	0	0	0
HOWE, Syd (31/32)	C	3, 15	3	0	0	0	0
HUARD, Roland (30/31)	F	9	1	1	0	1	0
HUBICK, Greg (75/76)	D	19	72	6	8	14	10

ALL-TIME PLAYER ROSTER



NAME (SEASONS PLAYED)	POS	NO(S)	GP	G	A	PTS	PIM
HUDSON, Mike (95/96)	C	15	27	2	0	2	29
HURST, Ron (55/56 to 56/57)	RW	21, 22	64	9	7	16	70
HUTCHISON, Dave (78/79 to 79/80;83/84)	D	23, 33	157	5	24	29	400
IAFRATE, Al (84/85 to 90/91)	D	33	472	81	169	250	546
IHNACAK, Miroslav (85/86 to 86/87)	LW	27	55	8	9	17	39
IHNACAK, Peter (82/83 to 89/90)	C	18, 15	417	102	165	267	175
IMLACH, Brent (65/66 to 66/67)	F	9, 24	3	0	0	0	0
INGOLDSBY, Jack (42/43 to 43/44)	RW	11, 20	29	5	1	6	15
INTRANUOVO, Ralph (96/97)	C	20	3	0	1	1	0
IRWIN, Brayden (09/10)	C	44	2	0	0	0	0
JACKMAN, Ric (02/03 to 03/04)	D	55	71	2	6	8	54
JACKSON, Art (34/35 to 36/37;44/45)	C	15, 16, 17, 18, 20	113	17	31	48	26
JACKSON, Harvey (Busher) (29/30 to 38/39)	LW	9, 11, 17	432	186	165	351	342
JACKSON, Jeff (84/85 to 86/87)	LW	12, 25	77	9	10	19	90
JACKSON, Stan (21/22 to 24/25)	LW	-	26	1	1	2	6
JACOBS, Paul (18/19)	D	-	1	0	0	0	0
JAMES, Gerry (54/55 to 57/58;59/60)	RW	11, 16, 19	149	14	26	40	257
JAMES, Val (86/87)	LW	28	4	0	0	0	14
JARRETT, Gary (60/61)	LW	24	1	0	0	0	0
JARRY, Pierre (71/72 to 73/74)	LW	8	103	24	30	54	65
JARVIS, James (Bud) (36/37)	LW	17	24	1	0	1	0
JARVIS, Wes (84/85 to 87/88)	C	11, 12, 32	29	1	1	2	4
JEFFREY, Larry (65/66 to 66/67)	LW	15, 22	76	12	18	30	49
JENKINS, Roger (30/31)	D	12	21	0	0	0	12
JENNINGS, Grant (94/95)	D	3	10	0	2	2	7
JOHANSEN, Bill (49/50)	C	21	1	0	0	0	0
JOHANSEN, Trevor (77/78 to 78/79;81/82)	D	2, 4	132	4	21	25	134
JOHANSSON, Calle (03/04)	D	9	8	0	6	6	0
JOHNSON, Craig (03/04)	LW	33	10	1	1	2	6
JOHNSON, Danny (69/70)	C	22	1	0	0	0	0
JOHNSON, Mike (96/97 to 99/00)	RW	20	226	48	72	120	86
JOHNSON, Terry (86/87)	D	20, 34	48	0	1	1	104
JOHNSTON, Greg (90/91 to 91/92)	RW	16	4	0	1	1	5
JOHNSTONE, Ross (43/44 to 44/45)	D	12	42	5	4	9	14
JONES, Buck (42/43)	D	14	16	0	0	0	22
JONES, Jim (77/78 to 79/80)	C	16	148	13	18	31	68
JONSSON, Kenny (94/95 to 95/96)	D	19	89	6	29	35	38
JOYAL, Ed (65/66)	C	24	14	0	2	2	2
JUZDA, Bill (48/49 to 51/52)	D	18	211	3	29	32	220
KABERLE, Tomas (98/99 to 10/11)	D	15	878	83	437	520	246
KADRI, Nazem (09/10 to present)	C	43	177	46	67	113	106
KAMPMAN, Rudolph (Bingo) (37/38 to 41/42)	D	7, 17, 20	189	14	30	44	287
KARPOVTSEV, Alexander (98/99 to 99/00)	D	52	125	5	39	44	106
KASZYCKI, Mike (79/80 to 80/81; 82/83)	C	14, 16, 20	53	5	19	24	22
KEELING, Butch (26/27 to 27/28)	LW	8, 10	73	21	8	29	81
KEENAN, Larry (61/62)	LW	8	2	0	0	0	0
KEHOE, Rick (71/72 to 73/74)	RW	16, 17	184	59	72	131	32
KELLY, Leonard (Red) (59/60 to 66/67)	C	4	470	199	232	351	74
KELLY, Pep (34/35 to 39/40)	F	5, 9, 15, 16	230	55	46	101	98
KEMP, Stanley (48/49)	D	16	1	0	0	0	2
KENDALL, William (36/37)	F	24	15	2	4	6	4
KENNEDY, Forbes (68/69)	C	22	13	0	3	3	24
KENNEDY, Mike (97/98)	C	39	13	0	1	1	14
KENNEDY, Ted (42/43 to 54/55;56/57)	C	9, 10, 12, 20	696	231	329	560	432
KEON, Dave (60/61 to 74/75)	C	14	1062	365	493	858	75
KESSEL, Phil (09/10 to present)	RW	81	364	156	177	333	110
KHAVANOV, Alexander (05/06)	D	25	64	6	6	12	60
KHRISTICH, Dmitri (99/00 to 00/01)	RW	19, 8	80	15	24	39	32
KILGER, Chad (03/04 to 07/08)	LW	18	219	42	33	75	141
KILREA, Hec (33/34 to 34/35)	LW	12	89	21	26	47	31
KING, Derek (97/98 to 99/00)	LW	7	161	45	53	98	65
KING, Kris (97/98 to 99/00)	LW	12	188	7	9	16	359
KIRTON, Mark (79/80 to 80/81)	C	20	13	1	0	1	2
KITCHEN, Bill (84/85)	D	26	29	1	4	5	27
KLEE, Ken (03/04 to 05/06)	D	22	122	7	37	44	102
KLUKAY, Joe (46/47 to 51/52;54/55 to 55/56)	LW	8, 17, 19	416	76	94	170	138
KNOX, Paul (54/55)	RW	11	1	0	0	0	0
KOHN, Ladislav (98/99)	RW	39	16	1	3	4	4

ALL-TIME PLAYER ROSTER



NAME (SEASONS PLAYED)	POS	NO(S)	GP	G	A	PTS	PIM
KOLESAR, Mark (95/96 to 96/97)	RW	37	28	2	2	4	14
KOMAROV, Leo (12/13)	F	47	42	4	5	9	18
KOMISAREK, Mike (09/10 to 12/13)	D	8	158	2	17	19	169
KONDRATIEV, Maxim (03/04)	D	34	7	0	0	0	2
KORDIC, John (88/89 to 90/91)	RW	27	104	10	6	16	446
KORN, Jim (81/82 to 84/85)	LW/D	20	197	26	43	69	708
KOROLEV, Igor (97/98 to 00/01)	C/LW	22	297	60	101	161	118
KOSTKA, Mike (12/13)	D	53	35	0	8	8	27
KOTSPOPOULOS, Chris (85/86 to 88/89)	D	26	182	11	37	48	22
KOZAK, Les (61/62)	F	8	12	1	0	1	2
KRAFTCHECK, Steve (58/59)	D	4	8	1	0	1	0
KRONWALL, Staffan (05/06, 07/08)	D	44	52	0	1	1	21
KRUSHELNYSKI, Mike (90/91 to 93/94)	C	26	269	50	63	113	210
KUBINA, PAVEL (06/07 to 08/09)	D	31, 73, 77	215	32	69	101	258
KUDASHOV, Alexei (93/94)	C	20	25	1	0	1	4
KULEMIN, Nikolai (08/09 to 13/14)	LW	41	421	84	111	195	112
KURTENBACH, Orland (65/66)	C	25	70	9	6	15	54
KURVERS, Tom (89/90 to 90/91)	D	25	89	15	40	55	37
KYPREOS, Nick (95/96 to 97/98)	LW	32	54	4	3	7	92
L ACROIX, Eric (93/94)	LW	37, 41	3	0	0	0	2
LANDON, Larry (84/85)	RW	11	7	0	0	0	2
LANGELLE, Peter (38/39 to 41/42)	C	8, 21	137	22	51	73	11
LANZ, Rick (86/87 to 88/89)	D	4	151	9	50	59	115
LAROSE, Guy (91/92 to 93/94)	RW	11	53	10	7	17	45
LASHOFF, Matt (10/11)	D	29	11	0	1	1	6
LAUGHLIN, Craig (88/89)	RW	14, 18	66	10	13	23	41
LAWLESS, Paul (88/89 to 89/90)	LW	20	13	0	1	1	0
LAXDAL, Derek (84/85 to 88/89)	RW	15, 28, 35	51	9	6	15	84
LEBDA, Brett (10/11)	D	23	41	1	3	4	14
LEEB, Brad (03/04)	RW	38	1	0	0	0	0
LEEMAN, Gary (83/84 to 91/92)	RW	4, 11, 16	545	176	231	407	463
LEETCH, Brian (03/04)	D	2	15	2	13	15	10
LEFEBVRE, Sylvain (92/93 to 93/94)	D	2	165	4	21	25	169
LEIVO, Josh (13/14 to present)	LW	32	7	1	1	2	0
LEVINSKY, Alex (30/31 to 33/34)	D	3, 16	150	11	21	32	130
LEWICKI, Danny (50/51 to 53/54)	LW	21, 23	123	21	31	52	66
LEY, Rick (68/69 to 71/72)	D	2, 26	229	8	54	62	416
LIDDINGTON, Bob (70/71)	LW	26	11	0	1	1	2
LILES, John-Michael (11/12 to 13/14)	D	24, 26	104	9	29	38	24
LINDROS, Eric (05/06)	C	88	33	11	11	22	43
LINSEMAN, Ken (91/92)	C	13	2	0	0	0	2
LITZENBERGER, Ed (61/62 to 63/64)	RW	25	114	17	23	40	24
LOISELLE, Claude (90/91 to 91/92)	C	15	71	7	10	17	104
LOMBARDI, Matthew (11/12)	C	15	62	8	10	18	10
LOUGHLIN, Wilf (23/24)	D/LW	-	14	0	0	0	2
LOWREY, Gerald (27/28 to 28/29)	LW	9, 14	53	9	14	23	53
LUCE, Don (81/82)	C	20	39	4	4	8	32
LUMME, Jyrki (01/02 to 02/03)	D	25	124	10	19	29	64
LUNDMARK, Jamie (09/10)	C	16	15	1	2	3	16
LUNDRIGAN, Joe (72/73)	D	2	49	2	8	10	20
LUPUL, Joffrey (10/11 to present)	LW	19	179	67	80	147	123
LYNN, Vic (46/47 to 49/50)	D/LW	14	213	32	58	90	172
M acARTHUR, Clarke (10/11 to 12/13)	LW	16	195	49	76	125	100
MacDONALD, Parker (52/53; 54/55)	LW	21	63	8	3	11	36
MackASEY, Blair (76/77)	D	16	1	0	0	0	2
MackELL, Fleming (47/48 to 51/52)	C	16, 22	152	22	35	57	58
MacLEAN, Don (00/01 to 01/02)	C	37	3	0	1	1	2
MacMILLAN, Bill (70/71 to 71/72)	RW	12, 23	137	32	26	58	81
MacMILLAN, John (60/61 to 63/64)	RW	8, 24, 25	81	5	6	11	32
MacNEIL, Al (55/56 to 57/58; 59/60)	D	11, 22, 24	71	4	8	12	97
MACOUN, Jamie (91/92 to 97/98)	D	34	466	13	88	101	506
MAGGS, Darryl (79/80)	D	24	5	0	0	0	0
MAGNAN, Marc (82/83)	LW	35	4	0	1	1	5
MAGUIRE, Kevin (86/87; 90/91 to 91/92)	RW	28, 18	88	10	5	15	258
MAHOVLICH, Frank (56/57 to 67/68)	LW	26, 27	720	296	301	597	782
MAIR, Adam (99/00 to 00/01)	C	21	24	1	2	3	20
MALONEY, Dan (77/78 to 81/82)	LW	9	270	65	84	149	538
MALONEY, Phil (50/51; 52/53)	C	23, 25	30	3	6	9	2
MANDERVILLE, Kent (91/92 to 94/95)	LW	18	136	8	15	23	102

ALL-TIME PLAYER ROSTER



NAME (SEASONS PLAYED)	POS	NO(S)	GP	G	A	PTS	PIM
MANN, Norm (38/39; 40/41)	RW	8, 19, 21	31	0	3	3	4
MANNO, Bob (81/82)	D	3, 18	72	9	41	50	67
MANSON, Dave (00/01 to 01/02)	D	3	87	4	8	12	103
MARCHINKO, Brian (70/71 to 71/72)	C	22	5	0	0	0	0
MARCHMENT, Bryan (03/04)	D	27	75	1	3	4	106
MARKER, Gus (38/39 to 40/41)	RW	14, 18	112	23	20	43	36
MARKLE, Jack (35/36)	F	21	8	0	1	1	0
MARKOV, Danny (97/98 to 00/01)	D	55	200	9	36	45	137
MARKS, Jack (17/18)	LW/D	3	5	0	0	0	0
MAROIS, Daniel (88/89 to 91/92)	RW	32	285	106	80	186	346
MARSH, Brad (88/89 to 90/91)	D	3	179	2	28	30	189
MARSH, Gary (68/69)	LW	18	1	0	0	0	0
MARSHALL, Don (71/72)	LW	22	50	2	14	16	4
MARSHALL, Paul (80/81 to 81/82)	LW	15, 28	23	2	4	6	4
MARSHALL, Willie (52/53; 54/55 to 55/56; 58/59)	C	31	1	5	6	2	2
MARTIN, Jack (60/61)	F	24	1	0	0	0	0
MARTIN, Matt (93/94 to 97/98)	D	33, 3	76	0	5	5	71
MARTIN, Terry (79/80 to 83/84)	LW	25	317	83	76	159	152
MARTIN, Tom (67/68)	RW	17	3	1	0	1	0
MASNICK, Paul (57/58)	C	8	41	2	9	11	14
MATHERS, Frank (48/49 to 49/50; 51/52)	D	20	23	1	3	4	4
MATTE, Joe (19/20)	RW/D	17	8	3	11	19	19
MAXWELL, Brad (85/86)	D	4	52	8	18	26	108
MAXWELL, Wally (52/53)	F	26	2	0	0	0	0
MAY, Brad (08/09)	LW	10	38	1	1	2	61
MAYER, Shep (42/43)	F	18, 22	12	1	2	3	4
MAYERS, Jamal (08/09 to 09/10)	RW	21	115	9	15	24	160
McADAM, Gary (85/86)	LW	12	15	1	6	7	0
McALLISTER, Chris (98/99 to 99/00)	D	33	56	0	5	5	107
McBRIDE, Cliff (29/30)	D	12	1	0	0	0	0
McCABE, Bryan (00/01 to 07/08)	D	24	523	83	214	297	785
McCAFFREY, Bert (24/25 to 27/28)	D	7	118	30	19	49	106
McCAULEY, Alyn (97/98 to 02/03)	C	18	304	33	49	82	52
McCLELLAND, Kevin (91/92)	RW	20	18	0	1	1	33
McCLEMENT, Jay (12/13 to 13/14)	C	11	129	12	15	27	43
McCORMACK, John (47/48 to 50/51)	C	20	84	12	13	25	2
McCOURT, Dale (83/84)	C	12	72	19	24	43	10
McCREARY, Bill (80/81)	RW	28	12	1	0	1	4
McCREEDEY, John (41/42; 44/45)	RW	14, 20	64	17	12	29	25
McCUTCHEON, Darwin (81/82)	D	2	1	0	0	0	2
McDONALD, Jack (20/21)	LW	-	6	0	0	0	2
McDONALD, Lanny (73/74 to 79/80)	RW	7	477	219	240	459	372
McDONALD, Wilfred (Bucko) (38/39 to 43/44)	D	3, 19	195	17	53	70	116
McGILL, Bob (81/82 to 86/87; 92/93)	D	4, 8, 15, 26	317	4	25	29	988
McINTYRE, John (89/90 to 90/91)	C	44	72	5	15	20	142
McINTYRE, Larry (69/70; 72/73)	D	25	41	0	3	3	26
McKECHNIE, Walt (78/79 to 79/80)	C	11	133	32	72	104	22
McKEGG, Greg (13/14 to present)	C	39	1	0	0	0	0
McKENNA, Sean (87/88 to 89/90)	RW	8, 21	48	5	6	11	32
McKENNEY, Don (63/64 to 64/65)	C	17	67	15	30	45	8
McKENNY, Jim (65/66 to 77/78)	D	18, 25	594	81	246	327	292
McLAREN, Fraser (12/13 to present)	LW	38	62	3	2	5	179
McLEAN, Jack (42/43 to 44/45)	C	7, 18	67	14	24	38	76
McLELLAN, John (51/52)	C	14	2	0	0	0	0
McLLWAIN, Dave (91/92 to 92/93)	C	7	77	15	6	21	34
McRAE, Basil (83/84 to 84/85)	LW	26	4	0	0	0	19
McRAE, Chris (87/88 to 88/89)	LW	27, 29, 32	14	0	0	0	77
McRAE, Ken (92/93 to 93/94)	C	36, 40	11	1	1	2	38
MEEHAN, Gerry (68/69)	C	26, 27	25	0	2	2	2
MEEKER, Howie (46/47 to 53/54)	RW	11, 15	346	83	102	185	329
MEEKING, Harry (17/18 to 18/19)	LW	-	35	17	12	29	60
MELROSE, Barry (80/81 to 82/83)	D	26	173	5	15	20	420
METZ, Don (39/40 to 41/42; 45/46 to 48/49)	RW	8, 10, 11, 15, 18, 19	172	20	35	55	42
METZ, Nick (34/35 to 41/42; 44/45 to 47/48)	LW	5, 15, 16, 17, 19	518	131	119	250	149
MICKEY, Larry (68/69)	RW	12	55	8	19	27	43
MIGAY, Rudy (49/50; 51/52 to 59/60)	C	11, 14, 21, 22	418	59	92	151	293
MIKOL, Jim (62/63)	D	16	4	0	1	1	2
MILLAR, Mike (90/91)	RW	36	7	2	2	4	2
MILLER, Earl (31/32)	F	15	15	3	3	6	10
MIRONOV, Dmitri (92/93 to 94/95)	D	15	175	22	63	85	146

ALL-TIME PLAYER ROSTER



NAME (SEASONS PLAYED)	POS	NO(S)	GP	G	A	PTS	PIM
MITCHELL, John (08/09 to 10/11)	C	39	159	20	35	55	76
MODIN, Fredrik (96/97 to 98/99)	RW	19	217	38	38	76	91
MOFFAT, Lyle (72/73;74/75)	LW	26	23	2	7	9	13
MOGILNY, Alexander (01/02 to 03/04)	RW	89	176	65	101	166	32
MOMESSO, Sergio (95/96)	LW	7	54	7	8	15	112
MONAHAN, Garry (70/71 to 74/75;78/79)	LW	14, 20	375	55	80	135	274
MOORE, Dick (64/65)	RW	16	38	2	4	6	68
MOORE, Dominic (07/08 to 08/09)	C	19	101	16	39	55	83
MORO, Marc (01/02)	D	33	2	0	0	0	2
MORRIS, Moe (43/44 to 45/46)	D	5	117	13	28	41	50
MORRISON, Jim (51/52 to 57/58)	D	3, 14, 21, 22, 24	399	23	87	110	358
MORTSON, Gus (46/47 to 51/52)	D	3, 19	371	21	71	92	709
MUELLER, Marcel (10/11)	LW	45	3	0	0	0	2
MULHERN, Richard (79/80)	D	8	26	0	10	10	11
MULLER, Kirk (95/96 to 96/97)	C/LW	21	102	29	33	62	127
MUMMERY, Harry (17/18 to 18/19)	D	-	31	5	3	8	71
MUNI, Craig (81/82 to 82/83; 84/85 to 85/86)	D	26, 32, 33, 34	19	0	2	2	6
MUNRO, Gerry (25/26)	D	-	4	0	0	0	0
MURPHY, Larry (95/96 to 96/97)	D	55	151	19	81	100	54
MURRAY, Ken (69/70 to 70/71)	D	3, 7	5	0	1	1	2
MURRAY, Randy (69/70)	D	3	3	0	0	0	2
N ATTRESS, Ric (91/92)	D	2	36	2	14	16	32
NEDVED, Zdenek (94/95 to 96/97)	RW	45, 20, 10	31	4	6	10	14
NEELY, Bob (73/74 to 77/78)	LW	3	261	36	53	89	264
NELSON, Gord (69/70)	D	27	3	0	0	0	11
NESTERENKO, Eric (51/52 to 55/56)	RW	16, 19, 25	206	43	36	79	261
NEVILLE, Mike (24/25 to 25/26)	C	-	46	4	5	9	12
NEVIN, Bob (57/58 to 58/59; 60/61 to 63/64)	RW	11	250	55	100	155	55
NEWBURY, Kris (06/07 to 08/09)	C	54	44	3	3	6	60
NIEUWENDYK, Joe (03/04)	C	25	64	22	28	50	26
NIGHBOUR, Frank (29/30)	C	7	22	2	0	2	2
NIGRO, Frank (82/83 to 83/84)	C	16, 32	68	8	18	26	39
NOBLE, Reg (17/18 to 24/25)	LW/C	-	160	125	59	184	329
NOLAN, Owen (02/03 to 03/04)	RW	11	79	26	34	60	126
NOLAN, Paddy (21/22)	LW/D	-	2	0	0	0	0
NYKOLUK, Mike (56/57)	RW	24, 27	32	3	1	4	20
NYLUND, Gary (82/83 to 85/86)	D	2, 8	218	7	50	57	398
O 'BYRNE, Ryan (12/13)	D	23	8	1	1	2	6
O'FLAHERTY, Gerry (71/72)	LW	16	2	0	0	0	0
OLCZYK, Ed (87/88 to 90/91)	C	16	257	116	151	267	221
OLIVER, Murray (67/68 to 69/70)	C	11	226	44	90	134	50
OLMSTEAD, Bert (58/59 to 61/62)	LW	16	246	56	109	165	231
ONDRUS, Ben (05/06 to 08/09)	RW	25, 26, 46	52	0	2	2	77
O'NEILL, Jeff (05/06 to 06/07)	R	92	148	39	41	80	118
O'NEILL, Tom (Windy) (43/44 to 44/45)	RW	18	66	10	12	22	53
ORES KOVIC, Phil (08/09)	D	40	10	1	1	2	21
ORR, Colton (09/10 to present)	RW	28	231	8	5	13	637
OSBORNE, Mark (86/87 to 90/91; 91/92 to 93/94)	LW	12, 21	426	94	160	254	563
OSBURN, Randy (72/73)	LW	16	26	0	2	2	0
P AIEMENT, Wilf (79/80 to 81/82)	RW	14, 99	187	78	125	203	420
PAPPIN, Jim (63/64 to 67/68)	RW	17, 18	223	54	46	100	200
PARISE, Jean Paul (67/68)	LW	17	1	0	1	1	0
PARSONS, George (36/37 to 38/39)	LW	16, 18, 25	64	12	13	25	17
PATTERSON, George (26/27 to 27/28)	RW	6	29	5	2	7	34
PEARSON, Rob (91/92 to 93/94)	RW	12	192	49	42	91	458
PEARSON, Scott (88/89 to 90/91; 96/97)	LW	18, 22	63	5	11	16	114
PECA, Michael (06/07)	C	27	35	4	11	15	60
PEDERSON, Tom (96/97)	D	24	15	1	2	3	9
PELYK, Mike (67/68 to 73/74; 76/77 to 77/78)	D	4, 20, 21, 28	441	26	88	114	566
PERLINI, Fred (81/82; 83/84)	C	8, 28, 29, 32, 34	8	2	3	5	0
PERREAULT, Yanic (93/94; 98/99 to 00/01; 06/07)	C	44, 94	176	54	69	123	90
PERROTT, Nathan (03/04 to 05/06)	R	26	43	1	2	3	118
PETIT, Michel (90/91 to 91/92)	D	22, 24	88	10	32	42	217
PETTINGER, Eric (28/29 to 29/30)	LW	10	68	7	12	19	64
PHANEUF, Dion (10/11 to present)	D	3	302	39	104	143	423
PICARD, Robert (80/81)	D	4	59	6	19	25	68
PILAR, Karel (01/02 to 03/04)	D	29	90	6	24	30	42
PILOTE, Pierre (68/69)	D	2	69	3	18	21	46
PLANTE, Cam (84/85)	D	11	2	0	0	0	0

ALL-TIME PLAYER ROSTER



NAME (SEASONS PLAYED)	POS	NO(S)	GP	G	A	PTS	PIM
PODDUBNY, Walt (81/82 to 85/86)	LW	8, 12	186	59	86	145	178
PODOLLAN, Jason (96/97 to 98/99)	LW	7	14	0	3	3	6
POHL, John (05/06 to 07/08)	C	21, 53	114	17	21	38	24
POILE, Norman (Bud) (42/43 to 43/44; 45/46 to 47/48)	C	7, 11, 16, 25	131	44	52	96	52
PONIKAROVSKY, Alexei (00/01 to 09/10)	LW	23, 39, 22	477	114	143	257	318
PRATT, Tracy (76/77)	D	4	11	0	1	1	8
PRATT, Walter (Babe) (42/43 to 45/46)	D	2, 12	181	52	108	160	149
PRENTICE, Eric (43/44)	D	17	5	0	0	0	4
PRESLEY, Wayne (95/96)	RW	18	19	2	2	4	14
PRICE, Noel (57/58 to 58/59)	D	23	29	0	0	0	9
PRIMEAU, Joe (27/28 to 35/36)	C	7, 10, 15	310	66	177	243	105
PRIMEAU, Wayne (09/10)	C	18	59	3	5	8	35
PROCHAZKA, Martin (97/98)	LW	21	29	2	4	6	8
PRODGER, Goldie (19/20)	D/F	-	16	8	6	14	4
PRONOVOST, Marcel (65/66 to 69/70)	D	3	223	8	40	48	134
PUDAS, Albert (26/27)	LW	14	4	0	0	0	0
PULFORD, Bob (56/57 to 69/70)	C	20	947	251	312	563	691
Q UENNEVILLE, Joel (78/79 to 79/80)	D	3	93	3	13	16	84
QUINN, Pat (68/69 to 69/70)	D	23	99	2	12	14	183
R AMAGE, Rob (89/90 to 90/91)	D	8	160	18	66	84	375
RAMSEY, Beattie (27/28)	D	2	43	0	2	2	10
RANDALL, Ken (17/18 to 22/23)	RW/D	-	127	49	32	81	329
RANGER, Paul (13/14)	D	15	53	6	8	14	36
RAYMOND, Mason (13/14)	LW	12	82	19	26	45	22
REAUME, Marc (54/55 to 59/60)	D	2, 25	267	8	39	47	257
REGAN, Larry (58/59 to 60/61)	RW	8	116	11	42	53	10
REICHEL, Robert (01/02 to 03/04)	C	21	228	43	80	123	82
REID, David (52/53; 54/55 to 55/56)	F	18, 25	7	0	0	0	0
REID, Dave (88/89 to 90/91)	LW	34, 14	216	33	53	86	49
REID, Reg (24/25 to 25/26)	LW	-	39	1	0	1	4
RENBERG, Mikael (01/02 to 03/04)	RW	19	197	40	72	112	122
REYNOLDS, Bobby (89/90 to 90/91)	LW	20	7	1	1	2	0
RIBBLE, Pat (79/80)	D	3	13	0	2	2	2
RICHARDSON, Luke (87/88 to 90/91; 05/06)	D	2, 22	299	11	39	50	597
RIDLEY, Mike (94/95)	C	7	48	10	27	37	14
RIELLY, Morgan (13/14 to present)	D	44	73	2	25	27	12
RITCHIE, Dave (18/19)	D	-	4	0	0	0	9
ROACH, Mickey (19/20 to 20/21)	C	-	30	12	3	15	6
ROBERT, Rene (70/71; 80/81 to 81/82)	RW	14	74	19	31	50	45
ROBERTS, Gary (00/01 to 03/04)	LW	7	237	83	74	157	266
ROBERTSON, Fred (31/32; 33/34)	D	17	10	0	0	0	23
RODDEN, Edmund (27/28)	F	12	25	3	6	9	36
ROMNES, Doc (38/39)	F	7	36	7	16	23	0
ROOT, Bill (84/85 to 86/87)	D	25, 28	96	4	5	9	89
ROSEHILL, Jay (09/10 to 11/12)	LW	38	72	2	3	5	198
ROUSE, Bob (90/91 to 93/94)	D	28, 3	237	13	45	58	338
RUPP, Duane (64/65 to 67/68)	D	3, 4, 17	78	1	9	10	42
RYCHEL, Warren (94/95)	LW	21	26	1	6	7	101
S ABOURIN, Bob (51/52)	RW	16	1	0	0	0	2
SABOURIN, Gary (74/75)	RW	15	55	5	18	23	26
SACCO, David (93/94)	C	7	4	1	1	2	4
SACCO, Joe (90/91 to 92/93)	LW	20, 24	60	11	13	24	16
SAGANIUK, Rocky (78/79 to 82/83)	RW	7, 8	230	56	62	118	164
SALMING, Borje (73/74 to 88/89)	D	21	1099	148	620	768	1292
SAMIS, Phil (49/50)	D	23	2	0	0	0	0
SANDS, Charlie (32/33 to 33/34)	C	3, 16, 17	48	8	11	19	2
SCHENN, Luke (08/09 to 11/12)	D	2	310	14	61	75	217
SCHNEIDER, Mathieu (95/96 to 97/98)	D	72	115	18	38	56	74
SCHRINER, Dave (Sweeney) (39/40 to 42/43; 44/45 to 45/46)	LW	11	244	109	83	192	75
SCHUTT, Rod (85/86)	LW	25	6	0	0	0	0
SCOTT, Ganton (22/23 to 23/24; 26/27)	RW	7	21	0	0	0	0
SECORD, Al (87/88 to 88/89)	LW	20	114	20	37	57	292
SEDLBAUER, Ron (80/81)	LW	18	21	10	4	14	14
SEILING, Rod (62/63; 74/75 to 75/76)	D	16, 17	138	8	29	37	86
SELBY, Brit (64/65 to 66/67; 68/69 to 70/71)	LW	8, 11, 15	169	29	30	59	93
SELWOOD, Brad (70/71 to 71/72)	D	3	100	6	27	33	71
SEMENKO, Dave (87/88)	F	27	70	2	3	5	107

ALL-TIME PLAYER ROSTER



NAME (SEASONS PLAYED)	POS	NO(S)	GP	G	A	PTS	PIM
SEROWIK, Jeff (90/91)	D	34	1	0	0	0	0
SHACK, Eddie (60/61 to 66/67; 73/74 to 74/75)	RW	23	504	99	96	195	676
SHAND, Dave (80/81; 82/83)		3, 4	48	0	5	5	62
SHANNON, Darryl (88/89 to 92/93)	D	4, 14, 24, 28, 29, 34	98	3	13	16	52
SHAY, Norm (25/26) ^{TORONTO}	D/RW	22	3	1	4	18	
SHEDDEN, Doug (88/89 to 90/91)	RW	37, 12	24	8	10	18	12
SHILL, Jack (33/34; 35/36 to 36/37)	LW	7, 19, 20, 18	42	4	6	10	26
SIFERS, Jaime (08/09)	D	59	23	0	2	2	18
SITTLER, Darryl (70/71 to 81/82)	C	27	844	389	527	916	763
SJOSTROM, Fredrik (09/10 to 10/11)	LW	11	85	4	6	10	18
SKINNER, Alf (17/18 to 18/19) ^T	RW	-	37	25	9	34	54
SLOAN, Tod (47/48 to 48/49; 50/51 to 57/58)	C	11, 15, 20, 22	549	162	184	346	650
SLY, Darryl (65/66; 67/68)	D	21	19	0	0	0	4
SMEDSMO, Dale (72/73)	LW	23	4	0	0	0	0
SMITH, Art (27/28 to 29/30)	D	2, 3, 12	101	13	6	19	188
SMITH, Brad (85/86 to 86/87)	RW	29	89	10	24	34	256
SMITH, D.J. (96/97 to 01/02)	D	4, 24	11	0	1	1	12
SMITH, Floyd (67/68 to 69/70)	RW	17	131	25	34	59	35
SMITH, Glenn (21/22) ^{TORONTO}	D	-	9	0	0	0	0
SMITH, Jason (96/97 to 98/99)	D	25	162	5	29	34	156
SMITH, Sid (46/47 to 57/58)	LW	8, 16, 22, 24	601	186	183	369	94
SMITH, Trevor (13/14 to present)	C	23	28	4	5	9	4
SMITHSON, Jerred (13/14)	C	22	18	0	0	0	9
SMYLIE, Rod (20/21 to 22/23; 24/25 to 25/26) ^{TORONTO}	LW	-	61	3	1	4	4
SMYTH, Greg (93/94; 96/97)	D	28	13	0	1	1	38
SNELL, Chris (93/94)	D	38	2	0	0	0	2
SOLINGER, Bob (51/52 to 54/55)	LW	11, 21, 23, 25	98	10	11	21	19
SPENCE, Gordon (25/26) ^{TORONTO}	LW	-	3	0	0	0	0
SPENCER, Brian (69/70 to 71/72)	LW	15, 22	95	10	20	30	192
SPEYER, Chris (23/24 to 24/25) ^{TORONTO}	D	-	5	0	0	0	0
SPRING, Jesse (26/27)	D	14	2	0	0	0	0
STACKHOUSE, Ted (21/22) ^{TORONTO}	D	-	13	0	0	0	2
STAJAN, Matt (02/03 to 09/10)	C	14, 41	445	87	136	223	247
STALBERG, Viktor (09/10)	LW	45	40	9	5	14	30
STAMLER, Lorne (78/79)	LW	12	45	4	3	7	2
STANLEY, Allan (58/59 to 67/68)	D	26	633	47	186	233	318
STANOWSKI, Wally (39/40 to 41/42; 44/45 to 47/48)	D	2, 3, 16, 20	282	20	74	94	106
STAPLETON, Tim (08/09)	C	42	4	1	0	1	0
STASTNY, Marian (85/86)	RW	10	70	23	30	53	21
STECKEL, David (11/12 to 12/13)	C	20	89	8	6	14	10
STEEN, Alex (05/06 to 08/09)	LW	10	253	50	76	126	106
STEMKOWSKI, Pete (63/64 to 67/68)	C	12, 25	221	29	64	93	247
TEMPNIAK, Lee (08/09 to 09/10)	RW	12	123	25	36	61	49
STEPHENSON, Bob (79/80)	RW	15	14	2	2	4	4
STEVENS, Mike (89/90)	LW	26	1	0	0	0	0
STEWART, Bill (83/84 to 84/85)	D	17	83	2	19	21	148
STEWART, Gaye (42/43; 45/46 to 47/48)	LW	15, 16, 21	165	81	52	133	52
STEWART, Ron (52/53 to 64/65)	RW	12, 19, 24	838	186	182	368	413
STOTHERS, Mike (87/88)	D	25	18	0	1	1	42
STOUGHTON, Blaine (74/75 to 75/76)	LW	17	121	29	25	54	32
STRALMAN, Anton (07/08 to 08/09)	D	36	88	4	18	22	38
STRONG, Ken (82/83 to 84/85)	LW	23, 32	15	2	2	4	6
STUART, Billy (20/21 to 24/25) ^{TORONTO}	D	-	94	16	15	31	60
SUGLOBOV, Alexander (05/06 to 06/07)	R	19, 9	16	0	0	0	4
SULLIVAN, Frank (49/50; 52/53)	D	25	6	0	0	0	2
SULLIVAN, Steve (96/97 to 99/00)	C	11	154	35	50	85	95
SUNDIN, Mats (94/95 to 07/08)	C	13	981	420	567	987	748
SUTHERLAND, Bill (68/69)	C	15	44	7	5	12	14
SUTTER, Rich (94/95)	RW	20	18	0	3	3	10
SVEHLA, Robert (02/03)	D	67	82	7	38	45	46
SVOBODA, Petr (00/01)	D	23	18	1	2	3	10
SYKES, Bob (74/75)	LW	25	2	0	0	0	0
T AYLOR, Billy (39/40 to 42/43; 45/46)	C	7, 19, 21	222	66	118	184	60
TAYLOR, Harry (46/47; 48/49)	C	17, 21	51	4	9	13	30
TERRION, Greg (82/83 to 87/88)	C	7	427	66	103	169	217
THIBAudeau, Gilles (89/90 to 90/91)	C	7	41	9	18	27	17
THOMAS, Cy (47/48)	F	22	8	1	2	3	4
THOMAS, Steve (84/85 to 86/87; 98/99 to 00/01)	RW	12, 25, 32	377	118	173	291	299
THOMPSON, Errol (70/71; 72/73 to 77/78)	LW	12, 22	365	126	119	245	70

ALL-TIME PLAYER ROSTER



NAME (SEASONS PLAYED)	POS	NO(S)	GP	G	A	PTS	PIM
THOMS, Bill (32/33 to 38/39)	C	7, 14, 16, 29	279	68	92	160	115
THOMSON, Jim (45/46 to 56/57)	D	2, 20	717	15	208	223	845
THOMSON, Rhys (42/43)	D	17	18	0	2	2	22
THORNTON, Scott (90/91)	C	24	33	1	3	4	30
TIMGREN, Ray (48/49 to 52/53; 54/55)	LW	22, 23	237	13	43	56	68
TLUSTY, Jiri (07/08 to 09/10)	C	11, 41	74	10	10	20	14
TOMLINSON, Dave (91/92 to 92/93)	C	14, 37	6	0	0	0	4
TOPOROWSKI, Shayne (96/97)	RW	41	3	0	0	0	7
TREMBLAY, Yannick (96/97 to 98/99)	D	38	78	4	11	15	22
TROTTIER, Guy (70/71 to 71/72)	RW	11	113	28	17	45	37
TUCKER, Darcy (99/00 to 07/08)	RW	16	531	148	171	319	756
TURNBULL, Ian (73/74 to 81/82)	D	2	580	112	302	414	651
U LLMAN, Norm (67/68 to 74/75)	C	9	535	166	305	471	160
UNGER, Garry (67/68)	C	15	15	1	1	2	4
V AIVE, Rick (79/80 to 86/87)	RW	22, 20	534	299	238	537	940
VALIQUETTE, Jack (74/75 to 77/78)	C	8	172	33	66	99	52
VALK, Garry (98/99 to 01/02)	RW	10	287	31	63	94	171
van RIEMSDYK, James (12/13 to present)	LW	21	128	48	45	93	76
VAN RYN, Mike (08/09)	D	26	27	3	8	11	14
VEITCH, Darren (88/89; 90/91)	D	25, 26	39	3	8	11	16
VERSTEEG, Kris (10/11)	LW	32	53	14	21	35	29
VERSTRAETE, Leigh (82/83 to 84/85; 87/88)	RW	25, 34, 28	8	0	1	1	14
VOSS, Carl (26/27; 28/29)	C	6	14	0	0	0	0
W ALKER, Kurt (75/76 to 77/78)	LW	26	71	4	5	9	152
WALLIN, Rickard (09/10)	C	51	60	2	7	9	20
WALTON, Mike (65/66 to 70/71)	C	15, 16	257	84	107	191	184
WARD, Dixon (94/95)	RW	12	22	0	3	3	31
WARD, Ron (69/70)	C	25	18	0	1	1	2
WARE, Jeff (96/97 to 97/98)	D	23	15	0	0	0	6
WARNER, Bob (76/77)	D	16	10	1	1	2	4
WARRINER, Todd (94/95 to 99/00)	LW	8	253	36	48	84	117
WATSON, Harry (46/47 to 54/55)	LW	4	500	163	122	285	111
WEBSTER, Don (43/44)	LW	19	27	7	6	13	28
WEIR, Stan (75/76 to 77/78)	C	14	159	42	56	98	40
WELLWOOD, Kyle (03/04 to 07/08)	C	42	189	31	77	108	14
WESLEY, Blake (85/86)	D	28	27	0	1	1	21
WESLEY, Glen (02/03)	D	22	7	0	3	3	4
WESTRUM, Erik (06/07)	C	39	2	0	0	0	0
WHITE, Ian (05/06 to 09/10)	D	7, 37	296	28	77	105	190
WHITE, Peter (95/96)	C	18	1	0	0	0	0
WILLARD, Rod (82/83)	LW	28	1	0	0	0	0
WILLIAMS, Dave (Tiger) (74/75 to 79/80)	LW	22	407	109	132	241	1670
WILLIAMS, Jeremy (05/06 to 08/09)	RW	48	31	9	2	11	6
WILM, Clarke (03/04 to 05/06)	C	39	70	1	7	8	50
WILSON, Cully (19/20 to 20/21)	RW	-	31	22	9	31	108
WILSON, John (59/60 to 60/61)	LW	19	73	15	17	32	8
WILSON, Ron (77/78 to 79/80)	RW	11, 14	64	7	15	22	6
WISEMAN, Brian (96/97)	C	15	3	0	0	0	0
WOLANIN, Craig (96/97 to 97/98)	D	26	33	0	4	4	19
WOOD, Randy (94/95 to 95/96)	LW	24	94	20	20	40	70
WOZNIEWSKI, Andy (05/06 to 07/08)	D	56	76	2	10	12	81
WREN, Bob (01/02)	C	33	1	0	0	0	0
Y AKE, Terry (94/95)	RW	25	19	3	2	5	2
YAKUSHIN, Dmitri (99/00)	D	49	2	0	0	0	2
YAREMCHUK, Gary (81/82 to 84/85)	C	8, 25, 28, 32	34	1	4	5	28
YAREMCHUK, Ken (86/87 to 88/89)	C	15, 16, 13, 34	47	6	13	19	28
YUSHKEVICH, Dmitry (95/96 to 01/02)	D	26, 36	506	25	110	135	409
Z ANUSSI, Ron (80/81 to 81/82)	RW	32, 39	55	3	8	11	20
ZETTLER, Rob (95/96 to 97/98)	D	2	136	2	20	22	207
ZEZEL, Peter (90/91 to 93/94)	C	25	207	50	78	128	73
ZIGOMANIS, Mike (10/11)	C	26	8	0	1	1	4

ALL-TIME GOALTENDER ROSTER



ARENAS



ST. PATS



MAPLE LEAFS

GOALIES

(SEASONS PLAYED)

	NO(S)	W	L	T	GPI	MIN	GA	GAA	SO
AUBIN, Jean-Sebastien (05/06 to 06/07).....	30	12	5	4	31	1,481	71	2.83	1
BARRASSO, Tom (01/02)	30	2	2	0	4	219	10	2.74	0
BASTIEN, Aldege (Baz) (45/46)	1	0	4	1	5	300	20	4.00	0
BEAUPRE, Don (95/96 to 96/97)	31,33	0	8	0	11	446	36	4.84	0
BERNIER, Jonathan (13/14 to present)	45	26	19	7	55	3,083	138	2.68	1
BELFOUR, Ed (02/03 to 05/06)	20	93	61	15	170	10,078	422	2.51	17
BELL, Gord (45/46)	1, 24	3	5	0	8	480	31	3.88	0
BERNHARDT, Tim (84/85 to 86/87) ..	1	17	31	7	61	3,468	246	4.26	0
BESTER, Allan (83/84 to 90/91)	31, 30	69	91	16	205	10,963	741	4.06	7
BIBEAULT, Paul (43/44)	1	13	14	2	29	1,740	87	3.00	5
BOWER, Johnny (58/59 to 69/70)	1	220	161	79	472	27,396	1,145	2.51	33
BRODA, Walter (Turk) (36/37 to 42/43; 45/46 to 51/52).....	1, 19, 23	302	224	101	629	38,168	1,609	2.53	62
BROOKS, Art (17/18)	-	2	2	0	4	220	23	6.27	0
CENTOMO, Sebastien (01/02)	30	0	0	0	1	40	3	4.50	0
CHABOT, Lorne (28/29 to 32/33)	1	103	80	31	214	13,024	477	2.20	33
CHADWICK, Ed (55/56 to 59/60)	1, 20	57	89	34	180	10,740	529	2.96	14
CHEEVERS, Gerry (61/62)	1	1	1	0	2	120	7	3.50	0
CLEMMENSEN, Scott (07/08)	30	1	1	0	3	154	10	3.90	0
COUSINEAU, Marcel (96/97 to 97/98) ...	31	3	5	1	15	583	31	3.19	1
CRHA, Jiri (79/80 to 80/81)	31	28	27	11	69	3,942	261	3.97	0
DOWIE, Bruce (83/84)	1	0	1	0	2	72	4	3.33	0
EDWARDS, Don (85/86)	30	12	23	0	38	2,009	160	4.78	0
EDWARDS, Marv (69/70)	31	10	9	4	25	1,420	77	3.25	1
FAVELL, Doug (73/74 to 75/76)	33	26	26	16	74	4,061	239	3.53	1
FORBES, Jake (19/20 to 20/21)	-	15	10	0	25	1,521	99	3.91	0
FUHR, Grant (91/92 to 92/93)	31	38	42	9	95	5,439	317	3.50	3
GAMBLE, Bruce (65/66 to 70/71)	1, 30	82	83	31	210	11,676	573	2.94	19
GERBER, Martin (08/09)	29	6	5	0	12	706	38	3.23	0
GIGUERE, Jean-Sebastien (09/10 to 10/11).....	35	17	18	6	48	2,548	116	2.73	2
GRANT, Ben (28/29 to 31/32; 43/44)	1, 15, 16, 17	13	17	4	36	2,190	135	3.70	3
GUSTAVSSON, Jonas (09/10 to 11/12).....	50	39	45	15	107	5,882	292	2.98	5
HAINSWORTH, George (33/34 to 36/37) ..	1	79	48	20	147	9,157	345	2.26	19
HAMEL, Pierre (74/75; 78/79)	31, 32	1	2	0	5	196	18	5.51	0
HARRISON, Paul (78/79 to 79/80)	30	17	29	5	55	2,895	192	3.98	1
HEALY, Glenn (97/98 to 00/01)	30	23	30	5	65	3,649	177	2.91	2
HEBERT, Sammy (17/18)	-	1	0	0	2	80	10	7.50	0
HOLMES, Harry (Hap) (17/18 to 18/19) ...	-	9	9	0	18	1,085	85	4.70	0
ING, Peter (89/90 to 90/91)	31, 1	16	31	9	59	3,308	218	3.95	1
IRONSTONE, Joe (27/28)	1	1	0	0	1	70	0	0.00	1
JOHNSTON, Ed (73/74)	1	12	9	4	26	1,516	78	3.09	1
JOSEPH, Curtis (98/99 to 01/02; 08/09) ...	31	138	97	28	270	15,808	656	2.49	17
KIDD, Trevor (02/03 to 03/04)	37	12	15	4	34	2,026	107	3.17	1
LaFOREST, Mark (89/90)	1	9	14	0	27	1,343	87	3.89	0
LAROCQUE, Michel (80/81 to 82/83) ..	1	16	35	13	74	3,942	315	4.80	0
LINDSAY, Bert (18/19)	-	5	11	0	16	998	83	4.99	0
LOCKHART, Howard (19/20; 23/24)	-	4	3	0	8	370	30	4.86	0
LOW, Ron (72/73)	30	12	24	4	42	2,343	152	3.89	1
LUMLEY, Harry (52/53 to 55/56)	1	104	106	58	267	16,000	588	2.21	34

ALL-TIME GOALTENDER ROSTER



GOALIES

(SEASONS PLAYED)

	NO(S)	W	L	T	GPI	MIN	GA	GAA	SO
M acDONALD, Joey (09/10)	29	1	4	0	6	319	17	3.20	0
MacINTYRE, Drew (13/14)	35	0	1	0	2	95	4	2.53	0
MANIAGO, Cesare (60/61)	1	4	2	1	7	420	18	2.57	0
MAROIS, Jean (43/44)	1	1	0	0	1	60	4	4.00	0
MAYER, Gilles (49/50/53/54 to 55/56)	1	2	6	1	9	540	18	2.67	0
McCOOL, Frank (44/45 to 45/46)	1	34	31	7	72	4,320	242	3.36	4
McLACHLAN, Murray(70/71)	31	0	1	0	2	25	4	9.60	0
McNAMARA, Gerry (60/61; 69/70)	1	2	2	1	7	323	15	2.79	0
McRAE, Gord (72/73; 74/75 to 77/78)	1,31	30	22	10	71	3,799	221	3.49	1
MITCHELL, Mike (19/20 to 21/22) <small>TORONTO ST. PATS</small>	-	10	9	0	22	1,190	88	4.44	0
P ALMATEER, Mike (76/77 to 79/80; 82/83 to 83/84) ..	29	129	112	41	296	16,868	964	3.43	15
PARENT, Bernie (70/71 to 71/72)	30	24	25	12	65	3,755	162	2.59	3
PARENT, Bob (81/82 to 82/83)	31	0	2	0	3	160	15	5.63	0
PLANTE, Jacques (70/71 to 72/73)	1	48	38	15	106	6,011	246	2.46	7
POGGE, Justin (08/09)	29, 1	1	4	1	7	372	27	4.35	0
POTVIN, Felix (91/92 to 98/99)	29	160	149	49	369	21,461	1026	2.87	12
PUPPA, Daren (92/93)	1	6	2	0	8	479	18	2.25	2
R AYCROFT, Andrew (06/07 to 07/08) ..	1	39	34	14	91	5,072	268	3.17	3
REESE, Jeff (87/88 to 91/92; 98/99) ...	1, 35	20	33	9	76	3,785	258	4.09	1
REIMER, James (10/11 to present)	34	65	48	15	140	7600	361	2.85	11
RHODES, Damian (90/91 to 95/96)	31, 1	20	18	5	47	2,657	117	2.64	0
RIDLEY, Curt (79/80 to 80/81)	1, 33, 35	1	2	0	6	234	20	5.13	0
ROACH, John Ross (21/22 to 27/28) <small>TORONTO MAPLE LEAFS</small> ..	1	98	107	17	22	13,674	639	2.80	13
ROLLINS, Al (49/50 to 51/52)	23	57	30	24	112	6,643	228	2.06	11
RUTHERFORD, Jim (80/81)	1	4	10	2	18	961	82	5.12	0
RYNNAS, Jussi (11/12)	40	0	1	0	3	109	7	3.84	0
S T. CROIX, Rick (82/83 to 84/85)	1, 30	11	28	2	47	2,467	191	4.65	0
SAWCHUK, Terry (64/65 to 66/67)	30,24	42	29	14	91	5,090	238	2.81	4
SCHWAB, Corey (01/02)	35	12	10	5	30	1,646	75	2.73	1
SCRIVENS, Ben (11/12 to 12/13)	30	11	14	2	32	1,696	81	2.86	2
SIMMONS, Don (61/62 to 63/64)	1, 24	28	21	7	58	3,411	154	2.71	5
SMITH, Al (65/66 to 66/67; 68/69)	1, 30, 31	4	3	1	10	457	23	3.02	0
SMITH, Gary (65/66 to 66/67)	1	0	4	0	5	223	14	3.61	0
STEIN, Phil (39/40)	1	0	0	1	1	70	2	1.71	0
T ELLQVIST, Mikael (02/03 to 06/07) ...	32	16	16	4	40	2,191	110	3.01	2
THOMAS, Wayne (75/76 to 76/77)	30,33	38	37	18	97	5,487	312	3.41	3
TOSKALA, Vesa (07/08 to 09/10)	35	62	54	20	145	4,018	426	3.08	5
TREMBLAY, Vincent (79/80 to 82/83) ..	1, 29, 30	12	22	8	54	2,545	199	4.69	1
W AMSLEY, Rick (91/92 to 92/93) ...	30	4	6	0	11	588	42	4.29	0
WILSON, Dunc (73/74 to 74/75)	1, 30	17	22	7	49	2,805	154	3.29	1
WILSON, Ross (Lefty)(55/56)	1	0	0	0	1	13	0	0.00	0
WREGGET, Ken (83/84 to 88/89)	30, 31	55	112	17	200	10,923	791	4.34	2

* Defencemen Red Horner (1929, 1932), King Clancy (1932) and Alex Levinsky (1932), as well as forward Charlie Conacher (1933, 1935) each appeared in at least one game as a goaltender with the Maple Leafs.

GOALTENDING RECORDS

INCLUDES STATISTICS OF THE ARENAS (1917-19) AND ST. PATRICKS (1919-27)

YEAR	GOALTENDER	RECORD	GAA	SHUTOUTS
1917-18	Holmes, Harry Brooks, Arthur Hebert, Sammy	10-6-0	4.73	0
		2-1-0	5.75	0
		1-1-0	7.50	0
1918-19	Lindsay, Bert Holmes, Harry	5-11-0	5.09	0
		0-2-0	4.50	0
1919-20	Mitchell, Ivan Lockhart, Howie Forbes, Vernon	6-7-0	4.34	0
		4-2-0	4.84	0
		2-3-0	4.20	0
1920-21	Forbes, Vernon	13-7-0	3.83	0
1921-22	Roach, John Ross	11-10-1	4.14	0
1922-23	Roach, John Ross	13-10-1	3.59	1
1923-24	Roach, John Ross	10-13-0	3.48	1
1924-25	Roach, John Ross	19-11-0	2.80	1
1925-26	Roach, John Ross	12-21-3	3.07	2
1926-27	Roach, John Ross	15-24-5	2.04	4
1927-28	Roach, John Ross	18-18-7	1.96	4
1928-29	Ironstone, Joe Chabot, Lorne Grant, Benny	0-0-1	0.00	1
		20-18-5	1.61	12
		1-0-0	2.18	0
1929-30	Horner, Red Chabot, Lorne	0-0-0	0.00	0
		16-20-6	2.59	6
1930-31	Chabot, Lorne Grant, Benny Chabot, Lorne	21-8-8	2.09	2
		1-5-1	2.65	2
		22-16-6	2.36	4
1931-32	Grant, Benny *Clancy, King *Horner, Red *Levinsky, Alex	1-2-1	3.38	1
		0-0-0	60.00	0
		0-0-0	60.00	0
		0-0-0	60.00	0
1932-33	Chabot, Lorne Conacher, Charlie	24-18-6	2.26	5
		0-0-0	0.00	0
1933-34	Hainsworth, George	26-13-9	2.48	3
1934-35	Hainsworth, George	30-14-4	2.31	8
1935-36	Hainsworth, George	23-19-6	2.12	8
1936-37	Broda, Turk Hainsworth, George	22-19-4	2.30	3
		0-2-1	2.84	0
1937-38	Broda, Turk	24-15-9	2.56	6
1938-39	Broda, Turk	19-20-9	2.15	8
1939-40	Broda, Turk Stein, Phil	25-17-5	2.23	4
		0-0-1	1.71	0
1940-41	Broda, Turk	28-14-6	2.00	5
1941-42	Broda, Turk	27-18-3	2.76	6
1942-43	Broda, Turk	22-19-9	3.18	1
1943-44	Bibeault, Paul Grant, Benny Marois, Jean	13-14-2	3.00	5
		9-9-2	4.15	0
		1-0-0	4.00	0
1944-45	McCool, Frank	22-24-4	3.22	4
1945-46	McCool, Frank Broda, Turk Bell, Gordie Bastien, Baz Broda, Turk	10-9-3	3.68	0
		6-6-3	3.53	0
		3-5-0	3.88	0
		0-4-1	4.00	0
		31-19-10	2.87	4
1947-48	Broda, Turk	32-15-13	2.38	5
1948-49	Broda, Turk	22-25-13	2.68	5
1949-50	Broda, Turk Rollins, Al	30-25-12	3.48	9
		1-1-0	2.40	1
1950-51	Mayer, Gil Rollins, Al	0-1-0	2.00	0
		27-5-8	1.77	5
1951-52	Broda, Turk Rollins, Al	14-11-5	2.23	6
		29-24-16	2.22	5
1952-53	Broda, Turk	0-1-0	6.00	0
1952-53	Lumley, Harry Lumley, Harry	27-30-13	2.39	10
		32-24-13	1.86	13
1953-54	Mayer, Gil Lumley, Harry	0-0-1	3.00	0
		24-23-22	1.94	8
1954-55	Mayer, Gil Lumley, Harry	1-0-0	1.00	0
		21-28-10	2.71	3
1955-56	Mayer, Gil Chadwick, Ed Wilson, Lefty	1-5-0	3.17	2
		2-0-3	0.60	0
		0-0-0	0.00	0
1956-57	Chadwick, Ed	21-34-15	2.74	5
1957-58	Chadwick, Ed	21-38-11	3.23	4
1958-59	Bower, Johnny Chadwick, Ed	15-17-7	2.74	3
		12-15-4	3.10	3
1959-60	Bower, Johnny Chadwick, Ed	34-24-8	2.73	5
		1-2-1	3.75	0
1960-61	Bower, Johnny Maniago, Cesare McNamara, Gerry	33-15-10	2.50	2
		4-2-1	2.57	0
		2-2-1	2.60	0
1961-62	Bower, Johnny Simmons, Don Cheevers, Gerry	32-17-10	2.58	2
		4-4-1	2.33	1
		1-1-0	3.50	0
1962-63	Bower, Johnny Simmons, Don	20-15-7	2.62	1
		15-8-5	2.50	1
1963-64	Bower, Johnny Simmons, Don	24-16-11	2.11	5
		9-9-1	3.17	3

*Clancy, Horner and Levinsky allowed a goal March 15, 1932 while Chabot was serving a penalty.

GOALTENDING RECORDS

YEAR	GOALTENDER	RECORD	GAA	SHUTOUTS
1964-65	Sawchuck, Terry	17-13-6	2.56	1
	Bower, Johnny	13-13-8	2.38	3
1965-66	Bower, Johnny	18-10-5	2.25	3
	Sawchuck, Terry	10-11-3	3.16	1
	Gamble, Bruce	5-2-3	2.51	4
	Smith, Gary	0-2-0	3.56	0
	Smith, Al	1-0-0	1.94	0
1966-67	Sawchuck, Terry	15-5-4	2.81	2
	Bower, Johnny	12-9-3	2.64	2
	Gamble, Bruce	5-10-4	3.39	0
	Smith, Gary	0-2-0	3.65	0
	Smith, Al	0-1-0	5.00	0
1967-68	Bower, Johnny	14-18-7	2.25	4
1968-69	Gamble, Bruce	19-13-3	2.32	5
	Gamble, Bruce	28-20-11	2.80	3
	Bower, Johnny	5-4-3	2.82	2
1969-70	Smith, Al	2-2-1	2.87	0
	Gamble, Bruce	19-24-9	3.06	5
	Edwards, Marv	10-9-4	3.25	1
	Bower, Johnny	0-1-0	5.00	0
1970-71	McNamara, Gerry	0-0-0	5.22	0
	Plante, Jacques	24-11-4	1.88	4
	Parent, Bernie	7-7-3	2.65	0
	Gamble, Bruce	6-14-1	3.87	2
	McLachlan, Murray	0-1-0	9.60	0
1971-72	Plante, Jacques	16-13-5	2.62	2
	Parent, Bernie	17-18-9	2.56	3
1972-73	Plante, Jacques	8-14-6	3.04	1
	McRae, Gordon	7-3-0	3.77	0
	Low, Ron	12-24-4	3.89	1
1973-74	Favell, Doug	14-7-9	2.71	0
	Wilson, Dunc	9-11-3	2.89	1
	Johnston, Ed	12-9-4	3.09	1
1974-75	McRae, Gord	10-3-6	3.22	0
	Wilson, Dunc	8-11-4	3.70	0
	Favell, Doug	12-17-6	4.05	1
	Hamel, Pierre	1-2-0	5.54	0
1975-76	Thomas, Wayne	28-24-12	3.19	2
	McRae, Gord	6-5-2	3.70	0
	Favell, Doug	0-2-1	5.63	0
1976-77	Palmateer, Mike	23-18-8	3.21	4
	Thomas, Wayne	10-13-6	3.86	1
	McRae, Gord	0-1-1	4.50	0
1977-78	Palmateer, Mike	34-19-9	2.74	5
	McRae, Gord	7-10-1	3.29	1
1978-79	Palmateer, Mike	26-21-10	2.95	4
	Harrison, Paul	8-12-3	3.51	1
	Hamel, Pierre	0-0-0	0.00	0
1979-80	Crha, Jiri	8-7-0	3.61	0
	Palmateer, Mike	16-14-3	3.61	2
	Ridley, Curt	0-1-0	4.36	0
	Harrison, Paul	9-17-2	4.42	0
	Tremblay, Vincent	2-1-0	5.11	0
1980-81	Crha, Jiri	20-20-11	4.07	0
	Rutherford, Jim	4-10-2	5.12	0
	Larocque, Michel	3-3-2	5.22	0
	Ridley, Curt	1-1-0	5.81	0
	Tremblay, Vincent	0-3-0	6.71	0
1981-82	Tremblay, Vincent	10-18-8	4.52	1
	Larocque, Michel	10-24-8	4.69	0
	Parent, Bob	0-2-0	6.50	0
1982-83	St. Croix, Rick	4-9-2	3.80	0
	Palmateer, Mike	21-23-7	3.99	0
	Larocque, Michel	3-8-3	4.89	0
	Tremblay, Vincent	0-0-0	3.00	0
	Parent, Bob	0-0-0	3.00	0
1983-84	Bester, Allan	11-16-4	4.35	0
	Palmateer, Mike	9-17-4	4.88	0
	St. Croix, Rick	5-10-0	5.11	0
	Wregget, Ken	1-1-1	5.09	0
	Dowie, Bruce	0-1-0	3.33	0
1984-85	Bernhardt, Tim	13-19-4	3.74	0
	Bester, Allan	3-9-1	4.22	1
	Wregget, Ken	2-15-3	4.84	0
	St. Croix, Rick	2-9-0	5.16	0
1985-86	Wregget, Ken	9-13-4	4.33	0
	Edwards, Don	12-23-0	4.78	0
	Bernhardt, Tim	4-12-3	5.07	0
	Bester, Allan	0-0-0	3.00	0
1986-87	Bester, Allan	10-14-3	3.65	2
	Wregget, Ken	22-28-3	3.97	0
	Bernhardt, Tim	0-0-0	9.00	0
	Wregget, Ken	12-35-4	4.44	2
1987-88	Reese, Jeff	1-2-1	4.10	0
	Wregget, Ken	17-20-3	3.80	2
	Bester, Allan	9-20-2	4.42	0
1988-89	Wregget, Ken	2-6-1	4.94	0
	Reese, Jeff			
	Wregget, Ken			

GOALTENDING RECORDS

YEAR	GOALTENDER	RECORD	GAA	SHUTOUTS
1989-90	Laforest, Mark	9-14-0	3.89	0
	Reese, Jeff	9-6-3	4.41	0
	Bester, Allan	20-16-0	4.49	0
1990-91	Ing, Peter	0-2-1	5.93	0
	Ing, Peter	16-29-8	3.84	1
	Reese, Jeff	6-13-3	3.86	1
	Bester, Allan	0-4-0	4.37	0
	Rhodes, Damian	1-0-0	1.00	0
1991-92	Potvin, Felix	0-2-1	2.29	0
	Reese, Jeff	1-5-1	2.91	1
	Fuhr, Grant	25-33-5	3.66	2
	Wamsley, Rick	4-3-0	3.79	0
1992-93	Puppa, Daren	6-2-0	2.25	2
	Potvin, Felix	25-15-7	2.50	2
	Fuhr, Grant	13-9-4	3.14	1
	Wamsley, Rick	0-3-0	5.63	0
	Rhodes, Damian	9-7-3	2.62	0
1993-94	Potvin, Felix	34-22-9	2.89	3
	Rhodes, Damian	6-6-1	2.68	0
1994-95	Potvin, Felix	15-13-7	2.91	0
	Rhodes, Damian	4-5-1	2.79	0
1995-96	Beaupre, Don	0-5-0	4.64	0
	Potvin, Felix	30-26-11	2.87	2
1996-97	Potvin, Felix	27-36-7	3.15	0
	Beaupre, Don	0-3-0	5.45	0
	Cousineau, Marcel	3-5-1	3.29	1
1997-98	Potvin, Felix	26-33-7	2.73	5
	Healy, Glenn	4-10-2	2.98	*0
	Cousineau, Marcel	0-0-0	0.00	*0
1998-99	Joseph, Curtis	35-24-7	2.56	3
	Healy, Glenn	6-3-0	2.97	0
	Potvin, Felix	2-0-1	3.81	0
	Reese, Jeff	1-1-0	4.53	0
	Joseph, Curtis	36-20-7	2.49	4
1999-00	Healy, Glenn	9-10-0	3.04	0
	Joseph, Curtis	33-27-8	2.39	2
2000-01	Healy, Glenn	4-7-3	2.62	0
	Joseph, Curtis	29-17-5	2.23	4
2001-02	Schwab, Corey	12-10-5	2.73	1
	Barrasso, Tom	2-2-0	2.74	0
	Centomo, Sebastien	0-0-0	4.50	0
2002-03	Belfour, Ed	37-20-5	2.26	7
	Tellqvist, Mikael	1-1-0	2.79	0
	Kidd, Trevor	6-10-2	3.10	0
2003-04	Belfour, Ed	34-19-6	2.13	10
	Tellqvist, Mikael	5-3-2	2.87	0
	Kidd, Trevor	6-5-2	3.26	1
2004-05		Did not play due to work stoppage		
2005-06	Belfour, Ed	22-22-4	3.29	0
	Tellqvist, Mikael	10-11-2	3.13	2
	Aubin, J.S.	9-0-2	2.22	1
2006-07	Raycroft, Andrew	37-25-9	2.99	2
	Aubin, J.S.	3-5-2	3.43	0
	Tellqvist, Mikael	0-1-0	2.03	0
2007-08	Toskala, Vesa	33-25-6	2.74	3
	Raycroft, Andrew	2-9-5	3.92	1
	Clemmensen, Scott	1-1-0	3.90	0
2008-09	Gerber, Martin	6-5-0	3.23	0
	Toskala, Vesa	22-17-11	3.26	1
	Joseph, Curtis	5-9-1	3.57	0
	Pogge, Justin	1-4-1	4.35	0
2009-10	Giguere, Jean-Sebastien	6-7-2	2.49	*2
	Gustavsson, Jonas	16-15-9	2.87	*1
	MacDonald, Joey	1-4-0	3.20	**0
	Toskala, Vesa	7-12-3	3.66	1
2010-11	Giguere, Jean-Sebastien	11-11-4	2.87	0
	Gustavsson, Jonas	6-13-2	3.29	0
	Reimer, James	20-10-5	2.60	3
2011-12	Gustavsson, Jonas	17-17-4	2.92	4
	Reimer, James	14-14-4	3.10	3
	Scrivens, Ben	4-5-2	3.13	0
	Rynnäs, Jussi	0-1-0	4.24	0
2012-13	Reimer, James	19-8-5	2.46	4
	Scrivens, Ben	7-9-0	2.69	2
	Rynnäs, Jussi	0-0-0	0.00	0
2013-14	Bernier, Jonathan	26-19-7	2.68	1
	Reimer, James	12-16-1	3.29	1
	MacIntyre, Drew	0-1-0	2.53	0

* Glenn Healy and Marcel Cousineau shared a shutout November 4, 1997 vs. San Jose.

** Jonas Gustavsson and Joey MacDonald shared a shutout December 1, 2009 at Montreal.

ALL-TIME SCORING LEADERS

NAME (SEASON PLAYED)	POS	GP	G	A	PTS	PIM
1. Mats Sundin (94/95 to 07/08)	C	981	420	567	987	748
2. Darryl Sittler (70/71 to 81/82)	C	844	389	527	916	763
3. Dave Keon (60/61 to 74/75)	C	1062	365	493	858	75
4. Borje Salming (73/74 to 88/89)	D	1099	148	620	768	1292
5. George Armstrong (49/50;51/52 to 70/71)	RW	1187	296	417	713	721
6. Ron Ellis (63/64 to 74/75;77/78 to 80/81)	RW	1034	332	308	640	207
7. Frank Mahovlich (56/57 to 67/68)	LW	720	296	301	597	782
8. Bob Pulford (56/57 to 69/70)	C	947	251	312	563	691
9. Ted Kennedy (42/43 to 54/55;56/57)	C	696	231	329	560	432
10. Rick Vaive (79/80 to 86/87)	RW	534	299	238	537	940
11. Tomas Kaberle (98/99 to 10/11)	D	878	83	437	520	246
12. Norm Ullman (67/68 to 74/75)	C	535	166	305	471	160
13. Lanny McDonald (73/74 to 79/80)	RW	477	219	240	459	372
14. Tim Horton (49/50;51/52 to 69/70)	D	1185	109	349	458	1389
15. Doug Gilmour (91/92 to 96/97; 02/03)	C	393	131	321	452	386
16. Wendel Clark (85/86 to 93/94, 95/96 to 97/98; 99/00)	LW	608	260	181	441	1535
17. Syl Apps (36/37 to 42/43;45/46 to 47/48)	C	423	201	231	432	56
18. Ian Turnbull (73/74 to 81/82)	D	580	112	302	414	651
19. Gary Leeman (83/84 to 91/92)	RW	545	176	231	407	463
20. John Anderson (77/78 to 84/85)	RW	534	189	204	393	168
21. Sid Smith (46/47 to 57/58)	LW	601	186	183	369	94
22. Ron Stewart (52/53 to 64/65)	RW	838	186	182	368	413
23. Harvey (Busher) Jackson (29/30 to 38/39)	LW	434	186	165	351	342
24. Red Kelly (59/60 to 66/67)	C	470	119	232	351	74
25. Tod Sloan (47/48 to 48/49;50/51 to 57/58)	C	549	162	184	346	650
26. Dick Duff (54/55 to 63/64)	LW	582	174	165	339	535
27. Bill Derlago (79/80 to 85/86)	C	378	158	176	334	179
28. *Phil Kessel (09/10 to present)	RW	364	156	177	333	110
29. Vincent Damphousse (86/87 to 90/91)	LW	394	118	211	329	262
30. Jim McKenny (65/66 to 77/78)	D	594	81	246	327	292
31. Charlie Conacher (29/30 to 37/38)	RW	326	200	124	324	411
32. Darcy Tucker (99/00 to 07/08)	RW	531	148	171	319	756
33. Paul Henderson (67/68 to 73/74)	LW	408	162	156	318	166
34. Tom Fergus (85/86 to 91/92)	C	357	118	179	297	324
35. Bryan McCabe (00/01 to 07/08)	D	523	83	214	297	785
36. Steve Thomas (84/85 to 86/87; 98/99 to 00/01)	RW	377	118	173	291	299
37. Nik Antropov (99/00 to 07/08)	RW	509	125	166	291	477
38. Bill Harris (55/56 to 64/65)	C	610	106	181	287	187
39. Harry Watson (46/47 to 54/55)	LW	500	163	122	285	111
40. Todd Gill (84/85 to 95/96)	D	639	59	210	269	922
41. Miroslav Frycer (81/82 to 87/88)	RW	329	115	153	268	374
42. Ed Olczyk (87/88 to 90/91)	C	257	116	151	267	221
43. Peter Ilnacac (82/83 to 89/90)	C	417	102	165	267	175
44. Alexei Ponikarovsky (00/01 to 09/10)	L	477	114	143	257	318
45. Max Bentley (47/48 to 52/53)	C	354	122	134	256	136
46. Mark Osborne (86/87 to 90/91; 91/92 to 93/94)	LW	426	94	160	254	563
47. Bob Davidson (34/35 to 45/46)	L/RW	491	94	160	254	398
48. Dan Daoust (82/83 to 89/90)	C	518	87	166	253	540
49. Nick Metz (34/35 to 41/42;44/45 to 47/48)	LW	518	131	119	250	149
50. Al Iafrate (84/85 to 90/91)	D	472	81	169	250	546

*Still Active with Leafs

INDIVIDUAL LEADERS BY YEAR

REGULAR SEASON 1927/28 TO 1966/67

YEAR	GOALS	ASSISTS	POINTS	PIMS
1927/28	Bill Carson20	Hap Day8	Bill Carson26	Arthur Duncan97
1928/29	Ace Bailey22	Andy Blair15	Ace Bailey32	Art Smith91
1929/30	Ace Bailey22	Ace Bailey21	Ace Bailey43	Red Horner96
		Joe Primeau21		
1930/31	Charlie Conacher31	Joe Primeau32	Charlie Conacher43	Harvey Jackson81
1931/32	Charlie Conacher34	Joe Primeau37	Harvey Jackson53	Red Horner97
1932/33	Harvey Jackson27	Joe Primeau21	Harvey Jackson44	Red Horner144
1933/34	Charlie Conacher32	Joe Primeau32	Charlie Conacher52	Red Horner146
1934/35	Charlie Conacher36	Harvey Jackson22	Charlie Conacher57	Red Horner125
1935/36	Charlie Conacher23	Charlie Conacher15	Charlie Conacher38	Red Horner167
	Bill Thoms23	Bill Thoms15	Bill Thoms38	
		Art Jackson15		
1936/37	Harvey Jackson21	Syl Apps29	Syl Apps45	Red Horner124
1937/38	Gordie Drillon26	Syl Apps29	Gordie Drillon52	Red Horner92
1938/39	Gordie Drillon18	Syl Apps25	Syl Apps40	Red Horner85
1939/40	Gordie Drillon19	Gordie Drillon19	Gordie Drillon40	Red Horner87
1940/41	Sweeney Schriner24	Billy Taylor26	Gordie Drillon44	Reg Hamilton59
			Syl Apps44	
1941/42	Gordie Drillon23	Billy Taylor26	Gordie Drillon41	Bingo Kampman67
			Syl Apps41	
1942/43	Lorne Carr27	Billy Taylor42	Lorne Carr60	Reg Hamilton68
			Billy Taylor60	
1943/44	Lorne Carr36	Gus Bodnar40	Lorne Carr74	Reg Hamilton32
		Babe Pratt40		
1944/45	Ted Kennedy29	Gus Bodnar36	Ted Kennedy54	Bob Davidson49
1945/46	Gaye Stewart37	Gus Bodnar23	Gaye Stewart52	Bob Goldham44
1946/47	Ted Kennedy28	Ted Kennedy32	Ted Kennedy60	Gus Mortson133
1947/48	Syl Apps26	Jim Thomson29	*Max Bentley54	Bill Barilko147
	*Max Bentley26		Syl Apps53	
1948/49	Harry Watson26	Max Bentley22	Harry Watson45	Bill Ezinicki145
		Cal Gardner22		
1949/50	Max Bentley23	Ted Kennedy24	Sid Smith45	Bill Ezinicki144
1950/51	Tod Sloan31	Ted Kennedy43	Max Bentley62	Gus Mortson142
1951/52	Sid Smith27	Ted Kennedy33	Sid Smith57	Fern Flaman110
1952/53	Sid Smith20	Ted Kennedy23	Sid Smith39	Fern Flaman110
		Bob Hassard23		
1953/54	Sid Smith22	Tod Sloan32	Tod Sloan43	Tod Sloan100
1954/55	Sid Smith33	Ted Kennedy42	Sid Smith54	Eric Nesterenko99
1955/56	Tod Sloan37	George Armstrong32	Tod Sloan66	Tod Sloan100
1956/57	Dick Duff26	George Armstrong26	George Armstrong44	Gerry James90
1957/58	Dick Duff26	Billy Harris28	Dick Duff49	George Armstrong93
1958/59	Dick Duff29	Bert Olmstead31	Dick Duff53	Carl Brewer125
1959/60	Bob Pulford24	Bob Pulford28	Bob Pulford52	Carl Brewer150
		George Armstrong28		
1960/61	Frank Mahovlich48	Red Kelly50	Frank Mahovlich84	Frank Mahovlich131
1961/62	Frank Mahovlich33	Frank Mahovlich38	Frank Mahovlich71	Bob Pulford98
1962/63	Frank Mahovlich36	Red Kelly40	Frank Mahovlich73	Carl Brewer168
1963/64	Frank Mahovlich26	*Andy Bathgate58	*Andy Bathgate77	Eddie Shack128
		Dave Keon37	Dave Keon60	
1964/65	Frank Mahovlich23	Andy Bathgate29	Frank Mahovlich51	Carl Brewer177
1965/66	Frank Mahovlich32	George Armstrong35	Frank Mahovlich56	Kent Douglas97
			Bob Pulford56	
1966/67	Ron Ellis22	Dave Keon33	Dave Keon52	Jim Pappin89

*Totals not all earned with Leafs

INDIVIDUAL LEADERS BY YEAR

REGULAR SEASON 1967/68 TO 2011/12

YEAR	GOALS	ASSISTS	POINTS	PIMS
1967/68	*Norm Ullman.....35 Mike Walton30	*Norm Ullman.....37 Dave Keon37	*Norm Ullman72 Mike Walton59	Tim Horton82 Pete Sternkowski82
1968/69	Norm Ullman35	Norm Ullman.....42	Norm Ullman77	*Forbes Kennedy.....219 Jim Dorey200
1969/70	Ron Ellis.....35	Norm Ullman.....42	Dave Keon.....62	Rick Ley102
1970/71	Dave Keon.....38	Norm Ullman.....51	Norm Ullman85	Jim Dorey198
1971/72	Paul Henderson.....38	Norm Ullman.....50	Norm Ullman73	Rick Ley124
1972/73	Dave Keon.....37	Darryl Sittler48	Darryl Sittler77	Mike Pelyk118
1973/74	Darryl Sittler.....38	Norm Ullman.....47	Darryl Sittler84	Brian Glennie100
1974/75	Darryl Sittler.....36	Darryl Sittler.....44	Darryl Sittler80	Dave Williams187
1975/76	Errol Thompson43	Darryl Sittler.....59	Darryl Sittler100	Dave Williams299
1976/77	Lanny McDonald46	Borje Salming.....66	Darryl Sittler90 Lanny McDonald.....90	Dave Williams338
1977/78	Lanny McDonald47	Darryl Sittler72	Darryl Sittler117	Dave Williams351
1978/79	Lanny McDonald43	Borje Salming.....56	Darryl Sittler87	Dave Williams298
1979/80	Darryl Sittler.....40	Darryl Sittler.....57	Darryl Sittler97	Dave Williams197
1980/81	Darryl Sittler.....43	Borje Salming.....61	Wilf Paiement97	Rick Vaive229
1981/82	Rick Vaive54	Bill Derlago50	Rick Vaive89	Bob McGill263
1982/83	Rick Vaive51	John Anderson.....49	John Anderson.....80	Jim Korn236
1983/84	Rick Vaive52	Dan Daoust52	Rick Vaive93	Jim Korn.....257
1984/85	Rick Vaive35	Dan Daoust.....37	Rick Vaive68	Bob McGill250
1985/86	Wendel Clark.....34	Miroslav Frycer43	Miroslav Frycer75	Wendel Clark227
1986/87	Wendel Clark.....37	Russ Courtnall.....44	Russ Courtnall73	Wendel Clark271
1987/88	Ed Olczyk42	Mark Osborne.....37	Ed Olczyk75	Al Secord221
1988/89	Ed Olczyk38	Ed Olczyk.....52	Ed Olczyk90	John Kordic185 Brian Curran185
1989/90	Gary Leeman.....51	Vincent Damphousse.....61	Gary Leeman.....95	Brian Curran301
1990/91	Vincent Damphousse26	Vincent Damphousse.....47	Vincent Damphousse ..73	Luke Richardson.....238
1991/92	*Doug Gilmour26 Glenn Anderson24	*Doug Gilmour.....61	*Doug Gilmour87 Glenn Anderson57	*K. Baumgartner225 Bob Halkidis145
1992/93	*Dave Andreychuk...54 Nikolai Borschevsky...34	Doug Gilmour95	Doug Gilmour.....127	Rob Pearson211
1993/94	Dave Andreychuk.....53	Doug Gilmour84	Doug Gilmour.....111	Rob Pearson189
1994/95	Mats Sundin23	Mike Ridley27	Mats Sundin47	*Tie Domi159 Warren Rychel101
1995/96	Mike Gartner35	Mats Sundin50	Mats Sundin83	Tie Domi297
1996/97	Mats Sundin41	Mats Sundin.....53	Mats Sundin94	Tie Domi275
1997/98	Mats Sundin33	Mats Sundin.....41	Mats Sundin74	Tie Domi365
1998/99	Sergei Berezin37	Mats Sundin52	Mats Sundin83	Tie Domi198
1999/00	Mats Sundin32	Mats Sundin.....41	Mats Sundin73	Tie Domi198
2000/01	Gary Roberts29	Mats Sundin.....46	Mats Sundin74	Tie Domi214
2001/02	Mats Sundin41	Mats Sundin.....39	Mats Sundin80	Tie Domi157
2002/03	Mats Sundin37	Alexander Mogilny46	Alexander Mogilny.....79	Wade Belak196
2003/04	Mats Sundin31	Mats Sundin.....44	Mats Sundin75	Tie Domi208
2004/05	Did not play due to work stoppage			
2005-06	Mats Sundin31	Tomas Kaberle58	Mats Sundin78	Bryan McCabe.....116
2006/07	Mats Sundin27	Mats Sundin.....49	Mats Sundin76	Bryan McCabe.....115
2007/08	Mats Sundin32	Mats Sundin.....46	Mats Sundin78	Pavel Kubina116
2008/09	Jason Blake25	Matt Stajan40	Jason Blake63	Pavel Kubina94
2009/10	Phil Kessel30	Tomas Kaberle42	Phil Kessel55	Colton Orr239
2010/11	Phil Kessel32	Clarke MacArthur.....41	Phil Kessel64	Colton Orr128
2011/12	Phil Kessel.....37	Phil Kessel.....45	Phil Kessel82	Dion Phaneuf92
2012/13	Phil Kessel.....20	Phil Kessel.....32	Phil Kessel52	Colton Orr155
2013/14	Phil Kessel.....37	Phil Kessel.....43	Phil Kessel80	Dion Phaneuf.....144

*Totals not all earned with Leafs

ALL-TIME STATS LEADERS

GAMES PLAYED

Most Games, Career (600+ Regular Season)

1. George Armstrong	1187
2. Tim Horton	1185
3. Borje Salming	1099
4. Dave Keon	1062
5. Ron Ellis	1034
6. Mats Sundin	981
7. Bob Pulford	947
8. Tomas Kaberle	878
9. Darryl Sittler	844
10. Ron Stewart	838
11. Tie Domi	777
12. Bob Baun	739
13. Frank Mahovlich	720
14. Jim Thomson	717
15. Ted Kennedy	696
16. Todd Gill	639
17. Allan Stanley	633
18. Walter (Turk) Broda	629
19. Bill Harris	610
20. Wendel Clark	608

GOALS

Most Goals, Career (160+)

1. Mats Sundin	420
2. Darryl Sittler	389
3. Dave Keon	365
4. Ron Ellis	332
5. Rick Vaive	299
6. Frank Mahovlich	296
George Armstrong	296
8. Wendel Clark	260
9. Bob Pulford	251
10. Ted Kennedy	231
11. Lanny McDonald	219
12. Syl Apps	201
13. Charlie Conacher	200
14. John Anderson	189
15. Busher Jackson	186
Sid Smith	186
Ron Stewart	186
18. Gary Leeman	176
19. Dick Duff	174
20. Norm Ullman	166
21. Harry Watson	163
22. Paul Henderson	162
Tod Sloan	162

Most Goals, Season (40+)

1. Rick Vaive (81-82)	54
Dave Andreychuk (92-93)	
(29 with Buffalo)	54
3. Dave Andreychuk (93-94)	53
4. Rick Vaive (83-84)	52
5. Rick Vaive (82-83)	51
Gary Leeman (89-90)	51
7. Frank Mahovlich (60-61)	48
8. Lanny McDonald (77-78)	47
9. Wendel Clark (93-94)	46
Lanny McDonald (76-77)	46
11. Darryl Sittler (77-78)	45
12. Errol Thompson (75-76)	43
Lanny McDonald (78-79)	43
Darryl Sittler (80-81)	43
15. Ed Olczyk (87-88)	42

16. Mats Sundin (01-02)	41
Mats Sundin (96-97)	41
Darryl Sittler (75-76)	41
19. Darryl Sittler (79-80)	40
Wilf Paiement (80-81)	40
Bill Derlago (83-84)	40

GAME-WINNING GOALS

Most Game Winning Goals, Career

1. Mats Sundin	79
2. Dave Keon	63
3. Frank Mahovlich	55
4. Ron Ellis	50
5. George Armstrong	43
6. Darryl Sittler	42

POWERPLAY GOALS

Most Powerplay Goals, Career

1. Mats Sundin	124
2. Darryl Sittler	120
3. Rick Vaive	90
4. Wendel Clark	79
5. Dave Keon	65
6. George Armstrong	64
7. Frank Mahovlich	62
8. Darcy Tucker	61
9. Lanny McDonald	59
10. Ron Ellis	56
11. Sid Smith	54
12. Dave Andreychuk	53

SHORTHANDED GOALS

Most Shorthanded Goals, Career

1. Dave Keon	31
2. Bob Pulford	27
3. Mats Sundin	23
4. Ron Stewart	15
5. Russ Courtnall	13
Dave Reid	13
Greg Terrion	13
8. Rick Vaive	11
9. Lanny McDonald	10
Rudy Migay	10
3 tied	9

ASSISTS

Most Assists, Career (200+)

1. Borje Salming	620
2. Mats Sundin	567
3. Darryl Sittler	527
4. Dave Keon	493
5. Tomas Kaberle	437
6. George Armstrong	417
7. Tim Horton	349
8. Ted Kennedy	329
9. Doug Gilmour	321
10. Bob Pulford	312
11. Ron Ellis	308
12. Norm Ullman	305
13. Ian Turnbull	302
14. Frank Mahovlich	301
15. Jim McKenny	246
16. Lanny McDonald	240

*Still Active with Leafs

ALL-TIME STATS LEADERS

17. Rick Vaive	238
18. Red Kelly	232
19. Syl Apps	231
Gary Leeman	231
21. Vincent Damphousse	211
22. Todd Gill	210
23. Jim Thomson	208
24. John Anderson	204

Most Assists, Season (50+)

1. Doug Gilmour (92-93)	95
2. Doug Gilmour (93-94)	84
3. Darryl Sittler (77-78)	72
4. Borje Salming (76-77)	66
5. Borje Salming (80-81)	61
Doug Gilmour (91-92)	
(Tor.) 34 (Overall)	61
Vincent Damphousse (89-90)	61
8. Borje Salming (77-78)	60
9. Darryl Sittler (75-76)	59
10. Tomas Kaberle (05-06)	58
11. Ian Turnbull (76-77)	57
Darryl Sittler (79-80)	57
Wilf Paiement (80-81)	57
14. Lanny McDonald (75-76)	56
Borje Salming (78-79)	56
Dan Daoust (83-84)	56
Ed Olczyk (89-90)	56
18. Darryl Sittler (80-81)	53
Mats Sundin (96-97)	53
20. Darryl Sittler (76-77)	52
Borje Salming (79-80)	52
Ed Olczyk (88-89)	52
23. Norm Ullman (70-71)	51
Ian Turnbull (78-79)	51
Darryl Sittler (78-79)	51
26. Red Kelly (60-61)	50
Norm Ullman (71-72)	50
Bill Derlago (81-82)	50
Mark Osborne (89-90)	50
Mats Sundin (95-96)	50

POINTS

Most Points, Season (80+)

1. Doug Gilmour (92-93)	127
2. Darryl Sittler (77-78)	117
3. Doug Gilmour (93-94)	111
4. Darryl Sittler (75-76)	100
5. Dave Andreychuk (93-94)	99
6. Darryl Sittler (79-80)	97
Wilf Paiement (80-81)	97
8. Darryl Sittler (80-81)	96
9. Gary Leeman (89-90)	95
10. Mats Sundin (96-97)	94
Vincent Damphousse (89-90)	94
12. Lanny McDonald (75-76)	93
Rick Vaive (83-84)	93
14. Lanny McDonald (76-77)	90
Darryl Sittler (76-77)	90
Ed Olczyk (88-89)	90
17. Rick Vaive (81-82)	89
18. Ed Olczyk (89-90)	88
19. Lanny McDonald (77-78)	87
Darryl Sittler (78-79)	87
Doug Gilmour (91-92)	87
22. Norm Ullman (70-71)	85
Lanny McDonald (78-79)	85
24. Frank Mahovlich (60-61)	84
Darryl Sittler (73-74)	84
Bill Derlago (81-82)	84

27. Mats Sundin (95-96)	83
Mats Sundin (98-99)	83
29. *Phil Kessel (11-12)	82
30. Darryl Sittler (74-75)	80
Errol Thompson (75-76)	80
John Anderson (82-83)	80
Mats Sundin (01-02)	80
*Phil Kessel (13-14)	80

PENALTY MINUTES

Most Penalty Minutes, Career (500+)

1. Tie Domi	2265
2. Dave Williams	1670
3. Wendel Clark	1535
4. Tim Horton	1389
5. Borje Salming	1292
6. Red Horner	1264
7. Bob Baun	1155
8. Bob McGill	988
9. Rick Vaive	940
10. Todd Gill	922
11. Carl Brewer	917
12. Jim Thomson	845
13. Bryan McCabe	785
14. Frank Mahovlich	782
15. Darryl Sittler	763
Wade Belak	763
17. Darcy Tucker	756
18. Mats Sundin	748
19. George Armstrong	721
20. Gus Mortson	709
21. Jim Korn	708
22. Bob Pulford	691
23. Eddie Shack	676
24. Ian Turnbull	651
25. Tod Sloan	650
26. *Colton Orr	637
27. Brian Glennie	599
28. Luke Richardson	597
29. Mike Pelyk	566
30. Mark Osborne	563
31. Jim Dorey	553
32. Al Iafrate	546
33. Dan Daoust	540
34. Dan Maloney	538
35. Dick Duff	535
36. Hap Day	528
37. Bill Ezinicki	525
38. Pat Boutette	520
Ken Baumgartner	520
40. Brian Curran	512

Most Penalty Minutes, Season (200+)

1. Tie Domi (97-98)	365
2. Dave Williams (77-78)	351
3. Dave Williams (76-77)	338
4. Brian Curran (89-90)	301
5. Dave Williams (75-76)	299
6. Dave Williams (78-79)	298
7. Tie Domi (95-96)	297
8. Tie Domi (96-97)	275
9. Wendel Clark (86-87)	271
10. Bob McGill (81-82)	263
11. Jim Korn (83-84)	257
12. John Kordic (89-90)	252
13. Bob McGill (84-85)	250
14. *Colton Orr (09-10)	239
15. Luke Richardson (90-91)	238
16. Dave Hutchison (78-79)	235
17. Rick Vaive (80-81)	229

*Still Active with Leafs

ALL-TIME STATS LEADERS

18. Wendel Clark (85-86).....	227
19. Al Secord (87-88).....	221
20. Tie Domi (00-01).....	214
21. Rob Pearson (92-93).....	211
22. Jeff Brubaker (84-85).....	209
23. Tie Domi (03-04).....	208
24. Wiif Paiement (81-82).....	203
25. Rob Ramage (89-90).....	202
26. Jim Dorey (68-69).....	200

PLUS/MINUS (since 1967-68)

1. Borje Salming.....	181
2. Mats Sundin.....	99
3. Lanny McDonald.....	89
4. Paul Henderson.....	84
5. Ron Ellis.....	67
6. Brian Glennie.....	63
Dave Keon.....	63
Bryan McCabe.....	63
8. Alexei Ponikarovsky.....	56
9. Doug Gilmour.....	55
10. Nik Antropov.....	54
11. Norm Ullman.....	53

GOALTENDING

Most Shutouts, Career

1. Walter Broda.....	62
2. Harry Lumley.....	34
3. Lorne Chabot.....	33
Johnny Bower.....	33
5. George Hainsworth.....	19
Bruce Gamble.....	19
7. Ed Belfour.....	17
Curtis Joseph.....	17
9. Mike Palmateer.....	15
10. Ed Chadwick.....	14
11. Felix Potvin.....	12
12. Al Rollins.....	11
*James Reimer.....	11
14. John Ross Roach.....	8
15. Allan Bester.....	7
Jacques Plante.....	7
17. Paul Bibeault.....	5
Don Simmons.....	5
Vesa Toskala.....	5
Jonas Gustavsson.....	5

Most Wins, Career

1. Walter Broda.....	302
2. Johnny Bower.....	220
3. Felix Potvin.....	160
4. Curtis Joseph.....	138
5. Mike Palmateer.....	129
6. Harry Lumley.....	104
7. Lorne Chabot.....	103
8. Ed Belfour.....	93
9. Bruce Gamble.....	82
10. George Hainsworth.....	79
11. Allan Bester.....	69
12. *James Reimer.....	65
13. Vesa Toskala.....	62
14. Ed Chadwick.....	57
Al Rollins.....	57
16. Ken Wregget.....	55
17. Jacques Plante.....	48

Most Losses, Career

1. Walter Broda.....	224
2. Johnny Bower.....	161
3. Felix Potvin.....	149
4. Mike Palmateer.....	112
Ken Wregget.....	112
6. Harry Lumley.....	106
7. Curtis Joseph.....	97
8. Allan Bester.....	91
9. Ed Chadwick.....	89
10. Bruce Gamble.....	83
11. Lorne Chabot.....	80
12. Ed Belfour.....	61
13. Vesa Toskala.....	54
14. George Hainsworth.....	48
*James Reimer.....	48
16. Jonas Gustavsson.....	45

Most Games, Career

1. Walter Broda.....	629
2. Johnny Bower.....	472
3. Felix Potvin.....	369
4. Mike Palmateer.....	296
5. Curtis Joseph.....	270
6. Harry Lumley.....	267
7. Lorne Chabot.....	214
8. Bruce Gamble.....	210
9. Allan Bester.....	205
10. Ken Wregget.....	200

Minutes, Career






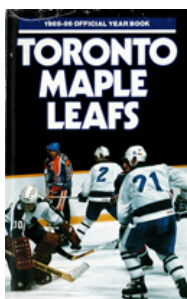


1. Turk Broda.....	38167
2. Johnny Bower.....	27395
3. Felix Potvin.....	21461
4. Mike Palmateer.....	16847
5. Harry Lumley.....	16000
6. Curtis Joseph.....	15808
7. John Ross Roach.....	13653
8. Lorne Chabot.....	13024
9. Bruce Gamble.....	11675
10. Allan Bester.....	10949

Goals Against Average, Career

(2400 minutes minimum)

1. John Ross Roach.....	2.00
2. Al Rollins.....	2.06
3. Lorne Chabot.....	2.20
4. Harry Lumley.....	2.21
5. George Hainsworth.....	2.26
6. Jacques Plante.....	2.46
7. Curtis Joseph.....	2.49
8. Ed Belfour.....	2.51
9. Johnny Bower.....	2.51
10. Walter Broda.....	2.53
11. Bernie Parent.....	2.59
12. Damien Rhodes.....	2.64
13. *Jonathan Bernier.....	2.68
14. Don Simmons.....	2.71
15. Jean Sebastien-Giguere.....	2.73
16. Terry Sawchuck.....	2.81
17. *James Reimer.....	2.85
18. Felix Potvin.....	2.87

*Still Active with Leafs



TEAM RECORDS (SEASON)

TEAM RECORDS, SEASON

Points, Season

Most Points

103	2003-04 (82 games)
100	2001-02 (82 games)
100	1999-00 (82 games)

Fewest Points

35	1926-27 (44 games)
40	1929-30 (44 games)

Highest Points Percentage

.679	1950-51 (70 games)
.667	1934-35 (48 games)

Lowest Points Percentage

.300	1984-85 (80 games)
.325	1987-88 (80 games)

Wins, Season

Most Wins

45	2003-04 (82 games)
45	1999-00 (82 games)
45	1998-99 (82 games)

Most Home Wins

26	2005-06 (41 games)
25	1992-93 (42 games)
25	1961-62 (35 games)

Most Road Wins

23	2003-04 (41 games)
22	1998-99 (41 games)

Fewest Wins

15	1926-27 (44 games)
17	1929-30 (44 games)

Fewest Home Wins

9	1927-28 (22 games)
10	Four times: Most recently in 1984-85 (40 games)

Fewest Road Wins

5	1955-56 (35 games)
5	1926-27 (22 games)

Losses, Season

Most Losses

52	1984-85 (80 games)
49	1987-88 (80 games)

Most Home Losses

28	1984-85 (40 games)
21	Three times: Most recently in 1990-91 (40 games)

Most Road Losses

29	1987-88 (40 games)
29	1983-84 (40 games)
29	1972-73 (39 games)

Fewest Losses

13	1933-34 (48 games)
13	1930-31 (44 games)

Fewest Home Losses

2	1933-34 (24 games)
3	1947-48 (30 games)
3	1939-40 (24 games)

Fewest Road Losses

8	1950-51 (35 games)
8	1934-35 (24 games)

Overtime, Season

Most Overtime Wins

7	2005-06
7	2002-03
7	1999-00
6	1985-86
5	2013-14
5	2011-12
5	2000-01

Most Home Overtime Wins

5	1998-99
4	2013-14
4	2008-09
4	2007-08
4	2006-07
4	2005-06
4	2002-03
4	2000-01
4	1991-92

Most Road Overtime Wins

4	2003-04
4	1999-00

Most Overtime Losses

10	2009-10
6	1985-86
5	2011-12
5	2010-11
5	2000-01

Most Home Overtime Losses

6	2009-10
4	2008-09
4	2000-01

Most Road Overtime Losses

4	2013-14
4	2009-10
4	2001-02
4	1985-86

Ties, Season

Most Ties

22	1954-55 (70 games)
16	Four times: Most recently in 1981-82

Most Home Ties

11	1954-55 (35 games)
10	1968-69 (38 games)
10	1948-49 (30 games)

Most Road Ties

11	1964-65 (35 games)
11	1954-55 (35 games)

Fewest Ties

3	1941-42 (48 games)
4	Four times: Most recently in 1989-90

TEAM RECORDS (SEASON)

Fewest Home Ties

- 0 1941-42 (24 games)
- 1 1936-37, 1943-44

Fewest Road Ties

- 0 1939-40 (24 games)
- 1 Four times: Most recently in 1988-89

Shutouts, Season

Most Shutouts

- 13 1953-54

Most Times Shut Out

- 13 1926-27

Streaks, Season

Longest Winning Streak

- 10 Oct. 7 to Oct. 28, 1939

Longest Home Winning Streak

- 9 Mar. 6 to Apr. 7, 2007
- 9 Nov. 11 to Dec. 26, 1953

Longest Road Winning Streak

- 7 Jan. 29 to Feb. 22, 2003
- 7 Dec. 4, 1960 to Jan. 5, 1961
- 7 Nov. 14 to Dec. 15, 1940

Longest Undeclared Streak

- 11 Jan. 6 to Feb. 1, 1994 (7W-4T)
- 11 Oct. 15 to Nov. 8, 1950 (8W-3T)

Longest Home Undeclared Streak

- 18 Oct. 31, 1953 to Jan. 23, 1954 (16W-2T)
- 18 Nov. 28, 1933 to Mar. 10, 1934 (15W-3T)

Longest Road Undeclared Streak

- 9 Nov. 30, 1947 to Jan. 11, 1948 (4W-5T)

Longest Losing Streak

- 10 Jan. 15 to Feb. 8, 1967

Longest Home Losing Streak

- 7 Nov. 11 to Dec. 5, 1984

Longest Road Losing Streak

- 11 Feb. 20 to Apr. 1, 1988

Longest Winless Streak

- 15 Dec. 26, 1987 to Jan. 25, 1988 (11L-4T)

Longest Home Winless Streak

- 11 Feb. 11, 2012 to Mar. 27, 2012 (8L-2OT-1SO)
- 11 Dec. 19, 1987 to Jan. 25, 1988 (7L-4T)

Longest Road Winless Streak

- 18 Oct. 6, 1982 to Jan. 5, 1983 (13L-5T)

Longest Shutout Streak

- 311:42 Nov. 13-25, 1930, (Lorne Chabot, Benny Grant)

Goals, Season

Most Goals

- 337 1989-90 (80 games)
- 322 1980-81 (80 games)

Most Goals Against

- 387 1983-84 (80 games)
- 386 1985-86 (80 games)

Fewest Goals

- 79 1926-27 (44 games)

Fewest Goals (Minimum 70 games)

- 147 1954-55 (70 games)

Fewest Goals Against

- 69 1928-29 (44 games)

Fewest Goals Against (Minimum 70 games)

- 131 1953-54 (70 games)

Highest Goals Per Game Average

- 4.28 1943-44 (214 goals in 50 games)
- 4.21 1989-90 (337 goals in 80 games)

Highest Goals Against Per Game Average

- 4.837 1983-84 (387 goals in 80 games)
- 4.825 1985-86 (386 goals in 80 games)

Most Powerplay Goals

- 107 2005-06 (82 games)

Most Shorthanded Goals

- 17 1986-87 (80 games)

Most 20-Goal Scorers

- 7 1989-90 (Leeman, Darnphousse, Iczyk, Marois, Osborne, Iafraite, Franceschetti)
- 7 1985-86 (Clark, Vaive, Frycer, Fergus, M. Stastny, Courttnall, Thomas)
- 7 1980-81 (Sittler, Paiement, Vaive, Derlago, Sedlbauer, Martin, Maloney)

Most 30-Goal Scorers

- 4 1989-90 (Leeman, Darnphousse, Olczyk, Marois)
- 4 1980-81 (Sittler, Paiement, Vaive, Derlago)

Most 40-Goal Scorers

- 2 1993-94 (Clark, Andreychuk)
- 2 1983-84 (Vaive, Derlago)
- 2 1980-81 (Sittler, Paiement)
- 2 1977-78 (Sittler, McDonald)
- 2 1975-76 (Sittler, Thompson)

TEAM RECORDS (GAME)

TEAM RECORDS, GAME

Largest Margin of Victory, Leaf Shutout

13 Jan. 2, 1971 vs. Detroit W 13-0

Goals, Game

Most Goals

14 Mar. 16, 1957 vs. NY Rangers, W 14-1

Most Goals Against

14 Mar. 19, 1981 at Buffalo, L 4-14

Most Goals, Both Teams

20 Jan. 8, 1986 vs. Edmonton W 11-9

Most Powerplay Goals

7 Oct. 14, 2005 at Atlanta W 9-1

Most Powerplay Goals Against

7 Mar. 13, 1987 at Washington, L 2-10

Most Powerplay Goals, Both Teams

9 Oct. 14, 1978 vs. NY Islanders, W 10-7
(Leafs 5PPG - Islanders 4PPG)

Most Shorthanded Goals

3 Nov. 16, 1988 vs. Pittsburgh, W 8-5

Assists, Game

Most Assists

23 Mar. 16, 1957 vs. NY Rangers, W 14-1

Most Assists Against

22 Mar. 19, 1981 at Buffalo, L 4-14

Most Assists, Both Teams

32 Oct. 14, 1978, vs. NY Islanders, W 10-7
(Leafs 18A - Islanders 14A)

Points, Game

Most Points

37 Mar. 16, 1957 vs. NY Rangers (14G, 23A),
W 14-1

Most Points Against

36 Mar. 19, 1981 at Buffalo (14G, 22A), L 4-14

Most Points, Both Teams

53 Jan. 8, 1986 vs. Edmonton (20G, 33A),
W 11-9 (Leafs 17A - Oilers 16A)

Fastest, Game

Fastest Maple Leaf Goal, Start of Game

0:07 Charlie Conacher, Feb. 6, 1932 vs. Boston

Fastest Opponent Goal, Start of a Game:

0:05** Alex Mogilny, Dec. 21, 1991 vs. Buffalo

Fastest Maple Leafs Goal, Start of a Period:

0:04 ** James van Riemsdyk, Mar. 28, 2014 at
Philadelphia (2nd period)

Fastest Opponent Goal, Start of a Period:

0:05 Alex Mogilny, Dec. 21, 1991 vs. Buffalo
(1st period)

Fastest Maple Leafs Goal, Overtime:

0:06 Mats Sundin, Dec. 30, 1995 at St. Louis

Fastest Opponent Overtime Goal, Overtime:

0:12 Joe Thornton, Oct. 25, 2001 at Boston

Fastest Two Goals

0:04** Dec. 29, 1988 at Quebec, 3rd period,
Ed Olczyk (5:24), Gary Leeman (5:28),
W 6-5

Fastest Three Goals

0:39 Jan. 20, 1940 vs. NY Americans,
1st period, Sweeney Schriner (3:25), Harry
Taylor (3:52), Pep Kelly (4:04), W 5-1

Fastest Four Goals

1:25 Mar. 26, 2002 vs. Tampa Bay, 3rd period,
Robert Reichel (5:10), Mats Sundin (5:53), Tie
Domi (6:09), Tie Domi (6:35), W 7-2

Fastest Five Goals

4:18 Feb. 13, 1971 vs. Los Angeles, 2nd period, W 8-1

Fastest Six Goals

7:16 Jan. 12, 1946 vs. Detroit, 1st period, Gus
Bodnar (3:17), Billy Taylor (5:48), Gaye Stewart
(7:13), Syl Apps (7:46), Jack Hamilton (9:22),
Billy Taylor (10:33), W 9-3

Fastest Two Powerplay Goals

0:06 Feb. 9, 1952 vs. Montreal, 2nd period, Howie
Meeker (10:14), Howie Meeker (10:20), W 3-2

Fastest Three Powerplay Goals

1:16 Feb. 9, 1952 vs. Montreal, 2nd period, Howie
Meeker (10:14), Howie Meeker (10:20),
George Armstrong (11:30), W 3-2

Fastest Two Goals Against

0:06 Jan. 26, 1933 vs. Boston, 3rd period, Nels
Stewart (15:03), Percy Galbraith (15:09), L 2-4

Fastest Three Goals Against

0:27 Nov. 15, 1944 vs. Detroit, 2nd period,
Hal Jackson (11:48), Steve Wochy (12:02),
Don Grosso (12:15), L 4-8

Fastest Four Goals Against

2:08 Feb. 19, 1985 vs. Edmonton, (14:23 to 16:31 of
2nd period) Wayne Gretzky, Jari Kurri(2), and
Mark Napier, L 4-9

Fastest Five Goals Against

6:10 January 8, 1986 vs. Edmonton, (15:10 of 2nd
period to 1:20 of 3rd period), Wayne Gretzky,
Kevin McClelland, Paul Coffey, Jari Kurri, and
Glenn Anderson, W 11-9

Fastest Six Goals Against

10:02 January 8, 1986 vs. Edmonton, (11:19 of
2nd period to 1:20 of the 3rd period),
Raimo Summanen, Wayne Gretzky, Kevin
McClelland, Paul Coffey, Jari Kurri, and Glenn
Anderson, W 11-9

Fastest Two Goals, Both Teams

0:07 Feb. 25, 1992 vs. New Jersey, 3rd period,
Randy McKay, N.J. (9:06), Peter Zezel
(9:13) T 5-5

0:07 Oct. 11, 1970 at Vancouver, 3rd period,
Andre Boudrias, VAN (9:00), Norm Ullman,
TOR (9:07), L 3-5

0:07 Mar. 15, 1964 at NY Rangers, 3rd period,
Jim Neilson, NYR, (1:27),
Tim Horton, TOR (1:34), W 3-1

Fastest Three Goals, Both Teams

0:29 Feb. 19, 1984 vs. Detroit, 3rd period, L 2-6

TEAM RECORDS (GAME)

Fastest Four Goals, Both Teams

0:53* Oct. 15, 1983 vs. Chicago, 2nd period, Gaston Gingras, TOR (16:49), Denis Savard, CHI (17:12), Steve Larmer, CHI (17:27), Denis Savard, CHI (17:42), W 10-8

Fastest Five Goals, Both Teams

1:24* Oct. 15, 1983 vs. Chicago, 2nd period, Gaston Gingras, TOR (16:49), Denis Savard, CHI (17:12), Steve Larmer, CHI (17:27), Denis Savard, CHI (17:42), John Anderson, TOR (18:13), W 10-8

Fastest Six Goals, Both Teams

3:15 Jan. 4, 1944 at Montreal, 1st period, Maurice Richard, MTL (14:10), Don Webster, TOR (15:13), Fern Majeau, MTL (15:41), Bugsy Watson, MTL (15:52), Lorne Carr, TOR (16:55), Emile Bouchard, MTL (17:25), L 3-6

Shots On Goal, Game (Since 1955/56)

Most Shots On Goal

61 Nov. 23, 2009 vs. NY Islanders, OTL 3-4
*includes overtime
61 Feb. 25, 1976 vs. Detroit, W 8-0

Most Shots Against

65 Mar. 15, 1984 at Hartford, L 3-5

Most Shots, Both Teams

109 Oct. 9, 1955 at Chicago, W 5-3
(Leafs 58 - Blackhawks 51)

Fewest Shots On Goal

9 Mar. 4, 1999 at St. Louis, W 4-0

Fewest Shots Against

13 Mar. 9, 1975 at Washington, T 4-4
13 Oct. 12, 1955 at Boston, L 0-2

Fewest Shots, Both Teams

32 Jan. 5, 2002 vs. Ottawa, W 3-1
32 Jan. 24, 1985 at NY Islanders, L 4-1

* NHL Record **Ties NHL Record

Penalties, Game

Most Penalty Minutes

154 Nov. 15, 1986 vs. Detroit, W 6-0

Most Penalty Minutes, Opponent

160 Jan. 13 1986 vs. Detroit, W 7-4

Most Penalty Minutes, Both Teams

300 Nov. 15, 1986 vs. Detroit, W 6-0
Toronto: 17 min, 8 maj, 6 mis, 2 game/Detroit: 13 min, 10 maj, 4 min, 3 game

Most Penalties

33 Nov. 15, 1986 vs. Detroit, W 6-0

Most Penalties, Opponent

33 Jan. 13 1986 vs. Detroit, W 7-4

Most Penalties, Both Teams

66 Mar. 2, 1990 at Detroit, L 2-3



Alexander Mogilny

TEAM RECORDS (PERIOD)

TEAM RECORDS, PERIOD

Goals, Period

Most Goals

7 Jan. 2, 1971 vs. Detroit, 3rd period, W 13-0

Most Goals Against

9* Mar. 19, 1981 at Buffalo, 2nd period, L 4-14

Most Powerplay Goals

3 Nov. 19, 2011 vs. Washington, 2nd period, W 7-1

3 Jan. 7, 2011 at Atlanta, 2nd period, W 9-3

Most Goals, Both Teams

12** Mar. 19, 1981 at Buffalo, 2nd period, L 4-14

Assists, Period

Most Assists

11 Nov. 12, 1999 at Chicago 3, 3rd period, W 10-3

11 Jan. 2, 1971 vs. Detroit, 3rd period, W 13-0

Most Assists Against

14 Mar. 19, 1981 at Buffalo, 2nd period, L 4-14

14 Mar. 16, 1969 vs. Boston, 2nd period, L 3-11

Most Assists, Both Teams

19 Mar. 19, 1981 at Buffalo, 2nd period, L 4-14
(Leafs 5A – Sabres 14A)

Points, Period

Most Points

18 Jan. 2, 1971 vs. Detroit, 3rd period, W 13-0

Most Points Against

23* Mar. 19, 1981 at Buffalo, 2nd period, L 4-14

Most Points, Both Teams

31 Mar. 19, 1981 at Buffalo, 2nd period, L 4-14
(Leafs 3G, 5A – Sabres 9G, 14A)

Shots On Goal, Period (Since 1955/56)

Most Shots

30 Feb. 25, 1976 vs. Detroit, 1st period, W 8-0

Most Shots Against

32 Mar. 15, 1984 at Hartford, 2nd period, L 3-5

Most Shots, Both Teams

46 Dec. 18, 1976 vs. Colorado, 3rd period,
(Leafs 21 – Rockies 25 shots) W 4-2

Fewest Shots

0 Apr. 3, 2000 at Buffalo, 2nd period, L 2-3

Fewest Shots Against

0 Oct. 21, 2008 vs. Anaheim, 3rd period, 2-3 L (SO)

Penalties, Period

Most Penalty Minutes

108 Jan. 13, 1986 vs. Detroit, 3rd period, W 7-4

Most Penalty Minutes, Opponent

134 Jan. 13, 1986 vs. Detroit, 3rd period, W 7-4

Most Penalty Minutes, Both Teams

242 Jan. 13, 1986 vs. Detroit, 3rd period, W 7-4

Most Penalties

18 Jan. 13, 1986 vs. Detroit, 3rd period, W 7-4

Most Penalties, Opponent

23 Jan. 13, 1986 vs. Detroit, 3rd period, W 7-4

Most Penalties, Both Teams

41 Jan. 13, 1986 vs. Detroit, 3rd period, W 7-4

* NHL Record **Ties NHL Record



Wendel Clark

INDIVIDUAL RECORDS, CAREER

Most Seasons, Career

21	George Armstrong
20	Tim Horton
16	Ron Ellis
16	Borje Salming

Games Played, Career

Most Games

1187	George Armstrong
1185	Tim Horton
1099	Borje Salming

Most Games, Goaltender

629	Walter (Turk) Broda
472	Johnny Bower
369	Felix Potvin

Most Games, Defence

1185	Tim Horton
1099	Borje Salming
878	Tomas Kaberle

Most Games, Centre

1062	Dave Keon
981	Mats Sundin
947	Bob Pulford

Most Games, Left Wing

720	Frank Mahovlich
608	Wendel Clark
601	Sid Smith

Most Games, Right Wing

1187	George Armstrong
1034	Ron Ellis
838	Ron Stewart

Longest Consecutive Games Streak

486	Tim Horton, Feb. 11, 1961 to Feb. 4, 1968
-----	---

Goals, Career

Most Goals

420	Mats Sundin
389	Darryl Sittler
365	Dave Keon

Most Goals, Defence

148	Borje Salming
112	Ian Turnbull
109	Tim Horton

Most Goals, Centre

420	Mats Sundin
389	Darryl Sittler
365	Dave Keon

Most Goals, Left Wing

296	Frank Mahovlich
260	Wendel Clark
186	Busher Jackson
186	Sid Smith

Most Goals, Right Wing

332	Ron Ellis
299	Rick Vaive
296	George Armstrong

Overtime Goals

14	Mats Sundin
7	Tomas Kaberle
6	Wendel Clark
6	Steve Thomas

Most 20-goal Seasons

13	Mats Sundin
11	Ron Ellis
11	Dave Keon
9	Darryl Sittler

Most 30-goal Seasons

10	Mats Sundin
8	Darryl Sittler
7	Rick Vaive

Most 40-goal Seasons

4	Darryl Sittler
3	Rick Vaive
3	Lanny McDonald

Most 50-goal Seasons

3	Rick Vaive
2	Dave Andreychuk
1	Gary Leeman

Assists, Career

Most Assists

620	Borje Salming
567	Mats Sundin
527	Darryl Sittler

Most Assists, Defence

620	Borje Salming
437	Tomas Kaberle
349	Tim Horton

Most Assists, Centre

567	Mats Sundin
527	Darryl Sittler
493	Dave Keon

Most Assists, Left Wing

301	Frank Mahovlich
211	Vincent Damphousse
183	Sid Smith

Most Assists, Right Wing

417	George Armstrong
308	Ron Ellis
240	Lanny McDonald

Points, Career

Most Points

987	Mats Sundin
916	Darryl Sittler
858	Dave Keon

Most Points, Defence

768	Borje Salming
520	Tomas Kaberle
458	Tim Horton

Most Points, Centre

987	Mats Sundin
916	Darryl Sittler
858	Dave Keon

Most Points, Left Wing

597	Frank Mahovlich
441	Wendel Clark
369	Sid Smith

Most Points, Right Wing

713	George Armstrong
640	Ron Ellis
537	Rick Vaive

INDIVIDUAL / GOALTENDING RECORDS (CAREER)

Penalty Minutes, Career

Most Penalty Minutes

2265 Tie Domi
1670 Dave (Tiger) Williams
1535 Wendel Clark

Most Penalty Minutes, Defence

1389 Tim Horton
1292 Borje Salming
1264 Red Horner

Most Penalty Minutes, Centre

763 Darryl Sittler
748 Mats Sundin
691 Bob Pulford

Most Penalty Minutes, Left Wing

1670 Dave (Tiger) Williams
1535 Wendel Clark
782 Frank Mahovlich

Most Penalty Minutes, Right Wing

2265 Tie Domi
940 Rick Vaive
721 George Armstrong

GOALTENDERS RECORDS, CAREER

Most Games Played

629 Walter (Turk) Broda
472 Johnny Bower
369 Felix Potvin

Most Wins

302 Walter (Turk) Broda
220 Johnny Bower
160 Felix Potvin

Most Shutouts

62 Walter (Turk) Broda
34 Harry Lumley
33 Lorne Chabot
33 Johnny Bower

Lowest GAA (Min. 100 games)

2.06 Al Rollins
2.20 Lorne Chabot
2.21 Harry Lumley

* NHL Record **Ties NHL Record



Dave Andreychuk

INDIVIDUAL RECORDS, SEASON

Goals, Season

Most Goals

- 54 Dave Andreychuk, 1992-93, (29-*Buffalo*)
- 54 Rick Vaive, 1981-82
- 53 Dave Andreychuk, 1993-94

Most Goals, Defence

- 22 Al Iafrate, 1987-88
- 22 Ian Turnbull, 1976-77
- 21 Al Iafrate, 1989-90

Most Goals, Centre

- 45 Darryl Sittler, 1977-78
- 43 Darryl Sittler, 1980-81
- 42 Ed Olczyk, 1987-88

Most Goals, Left Wing

- 45 Dave Andreychuk, 1992-93, (29-*Buffalo*)
- 53 Dave Andreychuk, 1993-94
- 48 Frank Mahovlich, 1960-61
- 46 Wendel Clark, 1993-94

Most Goals, Right Wing

- 54 Rick Vaive, 1981-82
- 52 Rick Vaive, 1983-84
- 51 Gary Leeman, 1989-90
- 51 Rick Vaive, 1982-83

Most Goals, Rookie

- 34 Wendel Clark 1985-86
- 31 Daniel Marois, 1988-89

Most Powerplay Goals

- 21 Dave Andreychuk, 1993-94
- 21 Wendel Clark, 1993-94
- 18 Darcy Tucker, 2005-06
- 18 Rick Vaive, 1982-83

Most Shorthanded Goals

- 8 Dave Reid, 1990-91
- 8 Dave Keon, 1970-71

Most Overtime Goals (Since 1983-84)

- 4 Mats Sundin, 1999-00
- 2 Tim Connolly, 2011-12
- 2 Nikolai Kulemin, 2009-10
- 2 Pavel Kubina, 2007-08 & 2008-09
- 2 Tomas Kaberle, 2005-06
- 2 Mats Sundin, 2001-02 & 2002-03
- 2 Nik Antropov, 2002-03
- 2 Steve Thomas, 1986-87 & 1999-00
- 2 Wendel Clark, 1991-92 & 1993-94

Longest Goal Streak

- 10 John Anderson, Mar. 18 to Apr. 7, 1985

Longest Home Goal Streak

- 13 Babe Dye, Dec. 5, 1924 to Feb. 28, 1925

Longest Road Goal Streak

- 8 Babe Dye, Jan. 3, 1921 to Feb. 12, 1921
- 8 Frank Mahovlich, Dec. 1, 1960 to Jan. 5, 1961
- 8 Daniel Marois, Oct. 7 to Nov. 9, 1989

Assists, Season

Most Assists

- 95 Doug Gilmour, 1992-93
- 84 Doug Gilmour, 1993-94
- 72 Darryl Sittler, 1977-78

Most Assists, Defence

- 66 Borje Salming, 1976-77
- 61 Borje Salming, 1980-81
- 60 Borje Salming, 1977-78

Most Assists, Centre

- 95 Doug Gilmour, 1992-93
- 84 Doug Gilmour, 1993-94
- 72 Darryl Sittler, 1977-78

Most Assists, Left Wing

- 61 Vincent Damphousse, 1989-90
- 47 Vincent Damphousse, 1990-91
- 46 Dave Andreychuk, 1993-94

Most Assists, Right Wing

- 57 Wilf Paiement, 1980-81
- 56 Lanny McDonald 1975-76
- 49 John Anderson, 1982-83

Most Assists, Rookie

- 40 Gus Bodnar, 1943-44
- 38 Peter Ichnacak, 1982-83

Longest Assist Streak

- 12 Norm Ullman, Dec. 12, 1970 to Jan. 6, 1971

Longest Home Assist Streak

- 15 Darryl Sittler, Oct. 27, 1976 to Jan. 1, 1977

Longest Road Assist Streak

- 11 Borje Salming, Oct. 28, 1976 to Dec. 5, 1976

Most Assists, Season, Goaltender

- 5 Mike Palmateer, 1978-79
- 5 Ken Wregget, 1987-88
- 5 Curtis Joseph, 1998-99
- 5 Vesa Toskala, 2007-08
- 4 Ken Wregget, 1986-87
- 4 Felix Potvin, 1993-94

Points, Season

Most Points

- 127 Doug Gilmour, 1992-93
- 117 Darryl Sittler, 1977-78
- 111 Doug Gilmour, 1993-94

Most Points, Defence

- 79 Ian Turnbull, 1976-77
- 78 Borje Salming, 1976-77
- 76 Borje Salming, 1977-78

Most Points, Centre

- 127 Doug Gilmour, 1992-93
- 117 Darryl Sittler, 1977-78
- 111 Doug Gilmour, 1993-94

Most Points, Left Wing

- 99 Dave Andreychuk, 1993-94
- 94 Vincent Damphousse, 1989-90
- 84 Frank Mahovlich, 1960-61

INDIVIDUAL / GOALTENDING RECORDS (SEASON)

Most Points, Right Wing

- 97 Wilf Paiement, 1980-81
- 95 Gary Leeman, 1989-90
- 93 Lanny McDonald, 1975-76

Most Points, Rookie

- 66 Peter Ilnacak, 1982-83
- 62 Gus Bodnar, 1943-44

Longest Point Streak

- 18 Ed Olczyk, 1989-90
- 18 Darryl Sittler, 1977-78

Longest Point Streak, Defence

- 10 Tom Kurvers, 1989-90 (four goals
11 assists) (Jan. 15-Feb. 7)

Longest Overall Point-Streak, Since Beginning of season:

- 8 Frank Mahovich, 1961-62 Lanny McDonald,
1976-77 John Anderson, 1982-83

Longest Home Point-Streak, Since Beginning of season

- 16 Mats Sundin, 2007-08
(Oct. 3 - Dec. 4) (8 G, 17 A)

Longest Road Point-Streak, Since Beginning of season:

- 9 Harry Cameron, 1921-22 (with St. Pats)

Penalty Minutes, Season

Most Penalty Minutes

- 365 Tie Domi, 1997-98
- 351 Dave Williams, 1977-78
- 338 Dave Williams, 1976-77

Most Penalty Minutes, Defence

- 301 Brian Curran, 1989-90
- 263 Bob McGill, 1981-82
- 250 Bob McGill, 1984-85

Most Penalty Minutes, Centre

- 178 Laurie Boschman, 1980-81
- 150 Laurie Boschman, 1981-82
- 124 Nik Antropov, 2002-03

Most Penalty Minutes, Left Wing

- 351 Dave Williams, 1977-78
- 338 Dave Williams, 1976-77
- 299 Dave Williams, 1975-76

Most Penalty Minutes, Right Wing

- 365 Tie Domi, 1997-98
- 297 Tie Domi, 1995-96
- 275 Tie Domi, 1996-97

Most Penalty Minutes, Rookie

- 263 Bob McGill, 1981-82

SHOTS ON GOAL, SEASON

- 346 Darryl Sittler, 1975-76
- 333 Dave Andreychuk, 1993-94
- 332 Jason Blake, 2007-08
- 331 Darryl Sittler, 1972-73
- 325 Phil Kessel, 2010-11
- 321 Mats Sundin, 2006-07

GOALTENDERS RECORDS, SEASON

Most Wins

- 37 Andrew Raycroft, 2006-07
- 37 Ed Belfour, 2002-03
- 36 Curtis Joseph, 1999-00
- 35 Curtis Joseph, 1998-99

Most Shutouts

- 13 Harry Lumley, 1953-54
- 12 Lorne Chabot, 1928-29
- 10 Ed Belfour, 2003-04
- 10 Harry Lumley, 1952-53

Most Saves

- 2214 Felix Potvin, 1996-97

Lowest GAA (Min. 15 games)

- 1.61 Lorne Chabot (1928-29)
- 1.77 Al Rollins (1950-51)
- 1.86 Harry Lumley (1953-54)

Longest winning streak

- 9 Felix Potvin (Oct. 7 - Oct. 28, 1993)
- 9 Jacques Plante (Dec. 12, 1970 - Jan. 9, 1971)
- 9 John Roach (Jan. 31 - Feb. 28, 1925)
- 8 Turk Broda (Nov. 24 - Dec. 15, 1940)
- 8 George Hainsworth (Nov. 8 - Dec. 1, 1934)

Longest winning streak rookie

- 7 Jonas Gustavsson (Mar. 6 - 27, 2010)
- 7 Gord McRae (Feb. 25 - Mar. 9, 1975)
- 7 Al Rollins (Mar. 14 - Mar. 25, 1951)

* NHL Record **Ties NHL Record



Dave "Tiger" Williams

INDIVIDUAL RECORDS, GAME & PERIOD

Goals, Game & Period

Most Goals, Game

6 Darryl Sittler, Feb. 7, 1976 vs. Boston, W 11-4

Most Goals Against, One Player

5 John Tonelli, Jan. 6, 1981 at NY Islanders, L 3-6

Most Goals, Defence, Game

5 Ian Turnbull, Feb. 2, 1977 vs. Detroit, W 9-1
4 Hap Day, Nov. 19, 1929 at Pittsburgh, L 5-10

Most Goals, Rookie, Game

5 Howie Meeker, Jan. 8, 1947 vs. Chicago, W 10-4

Most Goals, Period

4** Harvey (Busher) Jackson, Nov. 20, 1934 at St. Louis, 3rd period, W 5-2

Most Goals Against, Period

4** Al Secord, Jan. 7, 1987 at Chicago, 2nd period, L 4-6

Fastest Goal, Start of Game

0:07 Charlie Conacher, Feb. 6, 1932 vs. Boston
0:08 Ted Kennedy, Oct. 24, 1953 vs. Boston

Fastest Goal, By a Player in his First NHL Game

0:15 Gus Bodnar, Oct. 30, 1943 vs. NY Rangers

Fastest Goal, Start of Period

0:04 ** James van Riemsdyk, Mar. 28, 2014 at Philadelphia, 2nd period, L 2-4

Fastest Two Goals

0:07 Harvey Jackson, Feb. 18, 1932 vs. NY Rangers, 2nd period (12:50 & 12:57), W 5-3

Fastest Three Goals

2:54 Lanny McDonald, Oct. 16, 1976 vs. Philadelphia, 1st period, (8:24, 9:25 & 11:18), T 5-5

Fastest Two Powerplay Goals

0:06 Howie Meeker, Feb. 9, 1952 vs. Montreal, 2nd period (10:14 & 10:20), W 3-2

Fastest Two Powerplay Goals Against

0:25 Maurice Richard, Nov. 22, 1952 at Montreal, 2nd period (13:25 & 13:50), T 2-2

Fastest Two Shorthanded Goals

2:54 Darcy Tucker, Mar. 6, 2000 at Vancouver, 2nd period (19:14) & 3rd period (2:08), W 6-5

Fastest Two Shorthanded Goals Against, One Player

0:12* Esa Tikkanen, Nov. 12, 1988 vs. Edmonton, 1st period (10:44 & 10:56), L 2-6

Assists, Game & Period

Most Assists, Game

6 Doug Gilmour, Feb. 13, 1993 vs. Minnesota, W 6-1
6 Walter (Babe) Pratt, Jan. 8, 1944 vs. Boston, W 12-3

Most Assists Against, One Player

6 Mike Bossy, Jan. 6, 1981 at NY Islanders, L 3-6

Most Assists, Defence, Game

6** Walter (Babe) Pratt, Jan. 8, 1944 vs. Boston, W 12-3

Most Assists, Rookie, Game

4 Dan Daoust, Jan. 2, 1983 vs. Detroit, W 6-3
4 Pat Boutette, Feb. 25, 1976 vs. Detroit, W 8-0

Most Assists, Period

3 Several players: Most recent: Phil Kessel, Apr. 3, 2012 at Buffalo, 1st period, L 5-6 (OT)

Points, Game & Period

Most Points, Game

10* Darryl Sittler, Feb. 7, 1976 vs. Boston (6G, 4A), W 11-4

Most Points Against, One Player, Game

8 Bernie Nicholls, Dec. 1, 1988 at Los Angeles, L 3-9

Most Points, Defence, Game

6 Walter (Babe) Pratt, Jan. 8, 1944 vs. Boston, W 12-3 (6A)
5 Tomas Kaberle, Oct. 26, 2009 at Anaheim, W 6-3 (1G, 4A)
5 Bob Manno, Oct. 10, 1981 vs. Chicago, W 9-8 (1G, 4A)
5 Ian Turnbull, Feb. 2, 1977 vs. Detroit, W 9-1 (5G)
5 Hap Day, Nov. 19, 1929 vs. Pittsburgh, L 5-10 (4G, 1A)

Most Points, Rookie, Game

5 Howie Meeker, Jan. 8, 1947 vs. Chicago, W 10-4

Most Points, Period

5 Darryl Sittler, Feb. 7, 1976 vs. Boston, 2nd period (3G, 2A), W 11-4

Most Points Against, One Player, Period

4 Several Players

Penalty Minutes, Game & Period

Most Penalty Minutes, Game

57 Brad Smith, Nov. 15, 1986

Most Penalties, Game

9 Jim Dorey, Oct. 16, 1968

INDIVIDUAL / GOALTENDING ROOKIE RECORDS

INDIVIDUAL ROOKIE RECORDS

Goals

34	Wendel Clark, 1985-86
31	Daniel Marois, 1988-89
28	Walt Poddubny, 1982-83
28	Peter Ilnacac, 1982-83
27	Howie Meeker, 1946-47

Assists

40	Gus Bodnar, 1943-44
38	Peter Ilnacac, 1982-83
37	Bob Nevin, 1960-61
37	Steve Thomas, 1985-86
34	Kyle Wellwood, 2005-06
34	Borje Salming, 1973-74

Points

66	Peter Ilnacac, 1982-83
62	Gus Bodnar, 1943-44
59	Walt Poddubny, 1982-83
58	Bob Nevin, 1960-61
57	Steve Thomas, 1985-86

Plus-Minus (since 1967-68)

+38	Borje Salming, 1973-74
+17	Inge Hammarstrom, 1973-74
+16	Duane Rupp, 1967-68
+16	Paul Evans, 1977-78
+14	Nik Antropov, 1999-00

Penalty Minutes

263	Bob McGill, 1981-82
227	Wendel Clark, 1985-86
200	Jim Dorey, 1968-69
187	Dave Williams, 1974-75
147	Bill Barilko, 1947-48

Game-Winning Goals

8	Howie Meeker, 1946-47
5	Bob Nevin, 1960-61
5	Steve Thomas, 1985-86
4	- several players

Powerplay Goals

9	Dan Daoust, 1982-83
9	Walt Poddubny, 1982-83
9	Alexander Steen, 2005-06
7	Ron Ellis, 1964-65
7	Guy Trottier, 1970-71
7	Daniel Marois, 1988-89
7	Sergei Berezin, 1996-97

Shorthanded Goals

2	Gus Mortson, 1946-47
2	Jimmy Jones, 1977-78
2	Russ Courtnall, 1984-85

Goal Streaks

5	Gaye Stewart, Nov. 12 to 14, 1942
4	Gordie Drillon, Dec. 12 to 22, 1936
4	Danny Lewicki, Jan. 28 to Feb. 4, 1951
4	Ron Ellis, Mar. 20 to 27, 1965
4	Walt Poddubny, Dec. 4 to 8, 1982
4	Steve Thomas, Jan. 4 to 10, 1986
4	Daniel Marois, Mar. 12 to 19, 1989
4	Mikhail Grabovski, Nov. 2 to 8, 2008

Assists Streaks

(assists in consecutive TEAM games)

6	Bob Nevin, Dec. 1 to 11, 1960
6	Dan Daoust, Dec. 29, 1982 to Jan. 8, 1983
6	Frank Nigro, Dec. 18, 1982 to Jan. 1, 1983

Points Streaks

(points in consecutive TEAM games)

9	Gus Bodnar, Nov. 13 to Dec. 4, 1943
9	Bob Nevin, Dec. 1 to 18, 1960
9	Dan Daoust, Dec. 22 to Jan. 8, 1983
8	Daniel Marois, Mar. 7 to 22, 1989
8	Gus Bodnar, Dec. 12, 1943 to Jan. 1, 1944

GOALTENDER ROOKIE RECORDS

Games Played

70	Ed Chadwick, 1956-57
56	Peter Ing, 1990-91
54	Jiri Crha, 1980-81
50	Frank McCool, 1944-45
	Mike Palmateer, 1976-77

Wins

27	Al Rollins, 1950-51
25	Felix Potvin, 1992-93
24	Frank McCool, 1944-45
23	Mike Palmateer, 1976-77
22	Turk Broda, 1936-37

Losses

34	Ed Chadwick, 1956-57
29	Peter Ing, 1990-91
24	Ron Low, 1972-73
22	Frank McCool, 1944-45
20	Jiri Crha, 1980-81

Shutouts

5	Al Rollins, 1950-51
5	Ed Chadwick, 1956-57
4	Frank McCool, 1944-45
4	Mike Palmateer, 1976-77
3	James Reimer, 2010-11
3	Turk Broda, 1936-37

Goals Against Average (minimum 20 GP)

1.77	(40 GP) Al Rollins, 1950-51
2.30	(45 GP) Turk Broda, 1936-37
2.50	(48 GP) Felix Potvin, 1992-93
2.60	(37 GP) James Reimer, 2010-11
2.62	(22 GP) Damian Rhodes, 1993-94

Save Percentage

(minimum 20 GP - since 1976-77 first season individual saves were recorded by the NHL)





.921	(37 GP) James Reimer, 2010-11
.910	(48 GP) Felix Potvin, 1992-93
.905	(50 GP) Mike Palmateer, 1976-77
.902	(42 GP) Jonas Gustavsson, 2009-10
.902	(22 GP) Damian Rhodes, 1993-94

Minutes

3126	Peter Ing, 1990-91
3106	Jiri Crha, 1980-81
2877	Mike Palmateer, 1976-77
2781	Felix Potvin, 1992-93
2340	Jonas Gustavsson, 2009-10

Saves (since 1976-77)

1516	Peter Ing, 1990-91
1472	Jiri Crha, 1980-81
1454	Mike Palmateer, 1976-77
1170	Felix Potvin, 1992-93
1044	James Reimer, 2010-11



ALL-TIME HAT TRICKS

DATE	PLAYER	HOME/ROAD	OPPOSITION
Jan. 14, 1928	Hap Day (1st)	Home	NY Rangers
Mar. 20, 1928	Bill Carson (1st)	Home	Boston Bruins
Nov. 19, 1929	* Hap Day (2nd)	Road	Pittsburgh Pirates
Feb. 6, 1930	Charlie Conacher (1st)	Home	Montreal Canadiens
Jan. 31, 1931	Charlie Conacher (2nd)	Home	Philadel. Quakers
Mar. 5, 1931	Baldy Cotton (1st)	Home	Montreal Maroons
Mar. 19, 1931	* Charlie Conacher (3rd)	Home	Chicago Blackhawks
Mar. 21, 1931	Charlie Conacher (4th)	Road	Ottawa Senators
Mar. 21, 1931	* Ace Bailey (1st)	Road	Ottawa Senators
Dec. 22, 1931	Charlie Conacher (5th)	Home	NY Americans
Jan. 19, 1932	** Charlie Conacher (6th)	Home	NY Americans
Feb. 16, 1933	Busher Jackson (1st)	Road	NY Rangers
Mar. 4, 1933	Joe Primeau (1st)	Home	Montreal Maroons
Dec. 23, 1933	Charlie Conacher (7th)	Home	Montreal Maroons
Jan. 6, 1934	* Charlie Conacher (8th)	Home	Ottawa Senators
Jan. 16, 1934	Ken Doraty (1st)	Road	Ottawa Senators
Jan. 23, 1934	Busher Jackson (2nd)	Home	Montreal Maroons
Mar. 3, 1934	Charlie Conacher (9th)	Home	Detroit Red Wings
Nov. 20, 1934	* Busher Jackson (3rd)	Road	St. Louis Eagles
Dec. 11, 1934	Busher Jackson (4th)	Road	NY Rangers
Jan. 12, 1935	Charlie Conacher (10th)	Home	Chicago Blackhawks
Mar. 5, 1935	* Charlie Conacher (11th)	Road	Montreal Canadiens
Mar. 16, 1935	Charlie Conacher (12th)	Home	Montreal Canadiens
Nov. 9, 1935	Charlie Conacher (13th)	Home	NY Americans
Dec. 28, 1935	Buzz Boll (1st)	Home	NY Rangers
Mar. 7, 1936	Bill Thoms (1st)	Home	Montreal Canadiens
Mar. 12, 1936	Bill Thoms (2nd)	Road	Montreal Canadiens
Jan. 19, 1937	Gord Drillon (1st)	Road	Boston Bruins
Jan. 23, 1937	Busher Jackson (5th)	Home	NY Rangers
Jan. 30, 1937	Gord Drillon (2nd)	Home	Montreal Maroons
Jan. 30, 1937	Busher Jackson (6th)	Home	Montreal Maroons
Nov. 6, 1937	Gord Drillon (3rd)	Home	NY Americans
Nov. 13, 1937	Charlie Conacher (14th)	Home	Chicago Blackhawks
Jan. 16, 1938	Pep Kelly (1st)	Road	Chicago Blackhawks
Nov. 12, 1938	Busher Jackson (7th)	Home	Montreal Canadiens
Jan. 12, 1939	* Syl Apps (1st)	Road	Montreal Canadiens
Mar. 14, 1939	Nick Metz (1st)	Home	NY Americans
Dec. 17, 1939	Pep Kelly (2nd)	Road	NY Americans
Mar. 14, 1940	* Red Heron (1st)	Road	Montreal Canadiens
Nov. 30, 1940	* Hank Goldup (1st)	Home	NY Americans
Jan. 29, 1942	Pete Langelle (1st)	Home	Montreal Canadiens
Feb. 28, 1942	Nick Metz (2nd)	Home	Chicago Blackhawks
Nov. 28, 1942	Syl Apps (2nd)	Home	NY Rangers
Jan. 23, 1943	Syl Apps (3rd)	Home	Chicago Blackhawks
Nov. 27, 1943	Bob Davidson (1st)	Home	Boston Bruins
Dec. 4, 1943	* Jack Hamilton (1st)	Home	NY Rangers
Jan. 8, 1944	George Boothman (1st)	Home	Boston Bruins
Jan. 18, 1944	Lorne Carr (1st)	Road	Boston Bruins
Feb. 19, 1944	Jack Hamilton (2nd)	Home	Boston Bruins
Feb. 19, 1944	Bud Poile (1st)	Home	Boston Bruins
Mar. 9, 1944	Lorne Carr (2nd)	Road	NY Rangers
Mar. 18, 1944	Bob Davidson (2nd)	Home	Boston Bruins
Oct. 29, 1944	Lorne Carr (3rd)	Road	Chicago Blackhawks
Oct. 29, 1944	Sweeney Schriner (1st)	Road	Chicago Blackhawks
Dec. 27, 1944	Ted Kennedy (1st)	Road	NY Rangers
Jan. 9, 1945	Ted Kennedy (2nd)	Home	NY Rangers
Feb. 4, 1945	Ted Kennedy (3rd)	Road	Chicago Blackhawks
Nov. 17, 1945	Gaye Stewart (1st)	Home	Detroit Red Wings
Feb. 3, 1946	Billy Taylor (1st)	Road	NY Rangers
Feb. 23, 1946	Gaye Stewart (2nd)	Home	Boston Bruins
Mar. 2, 1946	Sweeney Schriner (2nd)	Home	Chicago Blackhawks
Mar. 2, 1946	* Syl Apps (4th)	Home	Chicago Blackhawks
Mar. 16, 1946	Billy Taylor (2nd)	Home	Detroit Red Wings
Mar. 17, 1946	Gaye Stewart (3rd)	Road	Detroit Red Wings

* Four goal game

** Five goal game

(Number in parenthesis represents hat tricks as a Maple Leaf)

ALL-TIME HAT TRICKS

DATE	PLAYER	HOME/ROAD	OPPOSITION
Nov. 9, 1946	Syl Apps (5th)	Home	NY Rangers
Nov. 30, 1946	Bill Ezinicki (1st)	Home	Chicago Blackhawks
Jan. 8, 1947	** Howie Meeker (1st)	Home	Chicago Blackhawks
Mar. 8, 1947	Bud Poile (2nd)	Home	Chicago Blackhawks
Dec. 6, 1947	Max Bentley (1st)	Home	Chicago Blackhawks
Dec. 6, 1947	Harry Watson (1st)	Home	Chicago Blackhawks
Mar. 21, 1948	Syl Apps (6th)	Road	Detroit Red Wings
Feb. 6, 1949	Cal Gardner (1st)	Road	Boston Bruins
Oct. 29, 1949	Harry Watson (2nd)	Home	Boston Bruins
Feb. 11, 1951	Tod Sloan (1st)	Road	Chicago Blackhawks
Mar. 15, 1952	Sid Smith (1st)	Home	NY Rangers
Oct. 12, 1952	Ted Kennedy (4th)	Road	Detroit Red Wings
Dec. 8, 1954	Ron Stewart (1st)	Home	Montreal Canadiens
Dec. 15, 1954	Sid Smith (2nd)	Road	Chicago Blackhawks
Feb. 3, 1957	Dick Duff (1st)	Road	Chicago Blackhawks
Mar. 16, 1957	Brian Cullen (1st)	Home	NY Rangers
Mar. 16, 1957	Sid Smith (3rd)	Home	NY Rangers
Oct. 19, 1957	Billy Harris (1st)	Home	Boston Bruins
Oct. 19, 1957	Brian Cullen (2nd)	Home	Boston Bruins
Dec. 1, 1957	Frank Mahovlich (1st)	Road	Chicago Blackhawks
Dec. 25, 1957	Frank Mahovlich (2nd)	Home	Montreal Canadiens
Jan. 25, 1958	Barry Cullen (1st)	Home	NY Rangers
Mar. 15, 1959	George Armstrong (1st)	Road	NY Rangers
Oct. 29, 1960	Frank Mahovlich (3rd)	Road	Chicago Blackhawks
Nov. 5, 1960	* Frank Mahovlich (4th)	Home	NY Rangers
Nov. 12, 1960	Bob Pulford (1st)	Home	Chicago Blackhawks
Dec. 11, 1960	* Frank Mahovlich (5th)	Road	Chicago Blackhawks
Nov. 23, 1961	Red Kelly (1st)	Road	Chicago Blackhawks
Dec. 2, 1961	Billy Harris (2nd)	Home	Chicago Blackhawks
Dec. 16, 1961	George Armstrong (2nd)	Home	NY Rangers
Jan. 6, 1963	Ed Shack (1st)	Road	Chicago Blackhawks
Jan. 31, 1963	Red Kelly (2nd)	Road	Montreal Canadiens
Mar. 21, 1965	Red Kelly (3rd)	Road	NY Rangers
Dec. 18, 1965	Dave Keon (1st)	Home	NY Rangers
Dec. 18, 1965	Bob Pulford (2nd)	Home	NY Rangers
Jan. 15, 1966	Brit Selby (1st)	Home	Boston Bruins
Mar. 5, 1966	Dave Keon (2nd)	Home	Chicago Blackhawks
Dec. 10, 1966	Ron Ellis (1st)	Home	Chicago Blackhawks
Mar. 23, 1967	Pete Stenkowski (1st)	Road	Boston Bruins
Nov. 15, 1967	Mike Walton (1st)	Home	Boston Bruins
Dec. 30, 1967	Frank Mahovlich (6th)	Home	St. Louis Blues
Jan. 13, 1968	Bob Pulford (3rd)	Home	Pittsburgh Penguins
Mar. 17, 1968	Floyd Smith (1st)	Road	Philadelphia Flyers
Dec. 7, 1968	Norm Ullman (1st)	Home	NY Rangers
Jan. 4, 1969	Norm Ullman (2nd)	Home	NY Rangers
Feb. 5, 1969	Ron Ellis (2nd)	Home	Minnesota N. Stars
Jan. 17, 1970	Dave Keon (3rd)	Home	Pittsburgh Penguins
Dec. 2, 1970	Dave Keon (4th)	Home	Los Angeles Kings
Dec. 26, 1970	Paul Henderson (1st)	Home	Philadelphia Flyers
Jan. 9, 1971	Brian Spencer (1st)	Home	Pittsburgh Penguins
Nov. 1, 1971	Ron Ellis (3rd)	Home	Detroit Red Wings
Dec. 25, 1971	Bill MacMillan (1st)	Home	Detroit Red Wings
Dec. 28, 1971	Norm Ullman (3rd)	Road	Pittsburgh Penguins
Feb. 19, 1972	Darryl Sittler (1st)	Home	Buffalo Sabres
Feb. 26, 1972	Paul Henderson (2nd)	Home	Vancouver Canucks
Mar. 24, 1972	Ron Ellis (4th)	Road	Vancouver Canucks
Nov. 25, 1972	Rick Kehoe (1st)	Home	Oakland Seals
Jan. 7, 1974	Darryl Sittler (2nd)	Home	Atlanta Flames
Feb. 28, 1974	Paul Henderson (3rd)	Road	NY Islanders
Mar. 30, 1974	Lanny McDonald (1st)	Home	NY Rangers
Nov. 6, 1974	Darryl Sittler (3rd)	Home	Minnesota N. Stars
Nov. 15, 1974	Bill Flett (1st)	Road	Oakland Seals
Nov. 20, 1974	Dave Keon (5th)	Home	Pittsburgh Penguins
Dec. 14, 1974	Ron Ellis (5th)	Home	Atlanta Flames
Dec. 21, 1974	Inge Hammarstrom (1st)	Home	Boston Bruins

* Four goal game

** Five goal game

(Number in parenthesis represents hat tricks as a Maple Leaf)

ALL-TIME HAT TRICKS

DATE	PLAYER	HOME/ROAD	OPPOSITION
Feb. 25, 1975	Claire Alexander (1st)	Road	Minnesota N. Stars
Mar. 5, 1975	Darryl Sittler (4th)	Home	Detroit Red Wings
Mar. 8, 1975	Errol Thompson (1st)	Home	Minnesota N. Stars
Jan. 24, 1976	Errol Thompson (2nd)	Road	Vancouver Canucks
Feb. 7, 1976	*** Darryl Sittler (5th)	Home	Boston Bruins
Feb. 23, 1976	Darryl Sittler (6th)	Home	Atlanta Flames
Mar. 20, 1976	Darryl Sittler (7th)	Home	Washington Capitals
Oct. 16, 1976	Lanny McDonald (2nd)	Home	Philadelphia Flyers
Dec. 1, 1976	Lanny McDonald (3rd)	Home	Los Angeles Kings
Feb. 2, 1977	** Ian Turnbull (1st)	Home	Detroit Red Wings
Feb. 16, 1977	Jack Valiquette (1st)	Road	Cleveland Barons
Feb. 20, 1977	Errol Thompson (3rd)	Road	Chicago Blackhawks
Oct. 22, 1977	Darryl Sittler (8th)	Home	Philadelphia Flyers
Oct. 29, 1977	Lanny McDonald (4th)	Home	Detroit Red Wings
Dec. 16, 1977	Bruce Boudreau (1st)	Road	Minnesota N. Stars
Oct. 14, 1978	Darryl Sittler (9th)	Home	NY Islanders
Dec. 23, 1978	Ron Ellis (6th)	Road	St. Louis Blues
Feb. 17, 1979	Walt McKechnie (1st)	Home	Los Angeles Kings
Mar. 17, 1979	Darryl Sittler (10th)	Home	Minnesota N. Stars
Mar. 31, 1979	Lanny McDonald (5th)	Home	Minnesota N. Stars
Apr. 1, 1979	Lanny McDonald (6th)	Road	Buffalo Sabres
Jan. 12, 1980	Wilf Paiement (1st)	Home	Vancouver Canucks
Jan. 16, 1980	Darryl Sittler (11th)	Road	Pittsburgh Penguins
Feb. 23, 1980	Rocky Saganuik (1st)	Road	Winnipeg Jets
Mar. 2, 1980	Darryl Sittler (12th)	Road	Detroit Red Wings
Mar. 5, 1980	Darryl Sittler (13th)	Road	Pittsburgh Penguins
Mar. 29, 1980	Wilf Paiement (2nd)	Home	Edmonton Oilers
Oct. 25, 1980	Darryl Sittler (14th)	Road	Los Angeles Kings
Oct. 26, 1980	Darryl Sittler (15th)	Road	Vancouver Canucks
Dec. 15, 1980	Dan Maloney (1st)	Road	Minnesota N. Stars
Dec. 28, 1980	Darryl Sittler (16th)	Road	Chicago Blackhawks
Jan. 17, 1981	Pat Hickey (1st)	Road	Montreal Canadiens
Jan. 24, 1981	* Darryl Sittler (17th)	Home	Hartford Whalers
Mar. 14, 1981	Darryl Sittler (18th)	Home	Washington Capitals
Mar. 28, 1981	Wilf Paiement (3rd)	Home	Calgary Flames
Oct. 10, 1981	Borje Salming (1st)	Home	Chicago Blackhawks
Dec. 5, 1981	Bill Derlago (1st)	Home	Washington Capitals
Dec. 19, 1981	Terry Martin (1st)	Road	Winnipeg Jets
Dec. 30, 1981	Terry Martin (2nd)	Home	St. Louis Blues
Jan. 31, 1982	Rick Vaive (1st)	Road	Chicago Blackhawks
Mar. 10, 1982	Terry Martin (3rd)	Home	Chicago Blackhawks
Mar. 17, 1982	Miroslav Frycer (1st)	Home	Quebec Nordiques
Mar. 22, 1982	* Rick Vaive (2nd)	Home	Chicago Blackhawks
Dec. 18, 1982	Miroslav Frycer (2nd)	Home	Chicago Blackhawks
Jan. 2, 1983	Rick Vaive (3rd)	Home	Detroit Red Wings
Jan. 12, 1983	John Anderson (1st)	Home	Boston Bruins
Feb. 16, 1983	Dan Daoust (1st)	Home	St. Louis Blues
Oct. 23, 1983	Rick Vaive (4th)	Road	Philadelphia Flyers
Dec. 8, 1983	Rick Vaive (5th)	Road	Hartford Whalers
Dec. 21, 1983	* Rick Vaive (6th)	Home	St. Louis Blues
Jan. 18, 1984	Rick Vaive (7th)	Home	Minnesota N. Stars
Mar. 7, 1984	Jim Korn (1st)	Home	New Jersey Devils
Mar. 12, 1984	Walt Poddubny (1st)	Home	Winnipeg Jets
Oct. 24, 1984	Bill Derlago (2nd)	Home	Detroit Red Wings
Dec. 14, 1984	Bill Derlago (3rd)	Road	Winnipeg Jets
Mar. 24, 1985	John Anderson (2nd)	Road	Detroit Red Wings
Apr. 3, 1985	Bill Derlago (4th)	Road	Minnesota N. Stars
Oct. 16, 1985	Rick Vaive (8th)	Home	Washington Capitals
Nov. 14, 1985	Rick Vaive (9th)	Home	Boston Bruins
Nov. 16, 1985	Greg Terrion (1st)	Home	Chicago Blackhawks
Nov. 23, 1985	Russ Courtnall (1st)	Home	Detroit Red Wings

* Four goal game

** Five goal game

*** Six goal game

(Number in parenthesis represents hat tricks as a Maple Leaf)

ALL-TIME HAT TRICKS

DATE	PLAYER	HOME/ROAD	OPPOSITION
Jan. 8, 1986	* Miroslav Frycer (3rd)	Home	Edmonton Oilers
Feb. 13, 1986	Miroslav Frycer (4th)	Road	Chicago Blackhawks
Feb. 25, 1986	Wendel Clark (1st)	Home	NY Rangers
Feb. 28, 1986	Walt Poddubny (2nd)	Road	Detroit Red Wings
Mar. 30, 1986	Miroslav Frycer (5th)	Road	Chicago Blackhawks
Oct. 9, 1986	Tom Fergus (1st)	Home	Montreal Canadiens
Oct. 11, 1986	* Wendel Clark (2nd)	Home	Buffalo Sabres
Nov. 5, 1986	Tom Fergus (2nd)	Home	St. Louis Blues
Nov. 16, 1986	Gary Leeman (1st)	Road	Chicago Blackhawks
Feb. 28, 1987	Rick Vaive (10th)	Home	Vancouver Canucks
Mar. 12, 1988	Peter Ihnacak (1st)	Home	Chicago Blackhawks
Oct. 17, 1988	Vincent Damphousse (1st)	Road	Montreal Canadiens
Nov. 21, 1988	Tom Fergus (3rd)	Home	St. Louis Blues
Feb. 17, 1989	Daniel Marois (1st)	Road	NY Rangers
Mar. 7, 1989	Daniel Marois (2nd)	Road	Quebec Nordiques
Mar. 19, 1989	Gary Leeman (2nd)	Road	Philadelphia Flyers
Mar. 25, 1989	Ed Olczyk (1st)	Home	Detroit Red Wings
Oct. 12, 1989	Wendel Clark (3rd)	Road	Chicago Blackhawks
Dec. 9, 1989	Ed Olczyk (2nd)	Home	Montreal Canadiens
Jan. 6, 1990	Daniel Marois (3rd)	Home	Los Angeles Kings
Jan. 8, 1990	Gary Leeman (3rd)	Home	Washington Capitals
Feb. 23, 1990	Vincent Damphousse (2nd)	Road	Edmonton Oilers
Mar. 8, 1990	Gary Leeman (4th)	Road	Hartford Whalers
Mar. 16, 1990	Vincent Damphousse (3rd)	Road	Buffalo Sabres
Oct. 5, 1991	Wendel Clark (4th)	Home	Detroit Red Wings
Oct. 26, 1991	Mike Bullard (1st)	Home	Detroit Red Wings
Jan. 11, 1992	Wendel Clark (5th)	Road	New Jersey Devils
Mar. 17, 1992	Glenn Anderson (1st)	Home	Quebec Nordiques
Oct. 15, 1993	Doug Gilmour (1st)	Home	Detroit Red Wings
Dec. 1, 1993	Dave Andreychuk (1st)	Home	St. Louis Blues
Feb. 28, 1994	Wendel Clark (6th)	Road	Ottawa Senators
Mar. 4, 1994	Wendel Clark (7th)	Road	Detroit Red Wings
Mar. 9, 1994	Kirk Muller (1st)	Home	Calgary Flames
Nov. 9, 1996	* Wendel Clark (8th)	Home	Edmonton Oilers
Dec. 21, 1996	Mats Sundin (1st)	Road	Colorado Avalanche
Dec. 4, 1997	Derek King (1st)	Road	St. Louis Blues
Nov. 12, 1998	Mats Sundin (2nd)	Road	Chicago Blackhawks
Feb. 10, 1999	Sergei Berezin (1st)	Home	Carolina Hurricanes
Apr. 1, 1999	Sergei Berezin (2nd)	Road	Edmonton Oilers
Apr. 7, 1999	*Yanic Perreault (1st)	Home	Ottawa Senators
Apr. 10, 1999	*Steve Sullivan (1st)	Home	Florida Panthers
Dec. 20, 1999	Nik Antropov (1st)	Road	Florida Panthers
Nov. 18, 2000	Jonas Hoglund (1st)	Road	Montreal Canadiens
Dec. 6, 2001	Gary Roberts (1st)	Road	New York Rangers
Nov. 5, 2002	Alexander Mogilny (1st)	Home	Tampa Bay Lightning
Dec. 23, 2002	Alexander Mogilny (2nd)	Home	Atlanta Thrashers
Oct. 14, 2005	Jeff O'Neill (1st)	Road	Atlanta Thrashers
Apr. 11, 2006	*Mats Sundin (3rd)	Home	Florida Panthers
Oct. 14, 2006	Mats Sundin (4th)	Home	Calgary Flames
Oct. 28, 2006	Tomas Kaberle (1st)	Road	Montreal Canadiens
Dec. 16, 2006	Kyle Wellwood (1st)	Home	NY Rangers
Jan. 4, 2007	Alex Steen (1st)	Road	Boston Bruins
Dec. 6, 2007	Nik Antropov (2nd)	Road	New York Rangers
Jan. 15, 2009	Jason Blake (1st)	Road	Carolina Hurricanes
Apr. 11, 2009	Boyd Devereaux (1st)	Home	Ottawa Senators
Oct. 26, 2009	Niklas Hagman (1st)	Road	Anaheim Ducks
Oct. 8, 2011	Phil Kessel (1st)	Home	Ottawa Senators
Nov. 2, 2011	Joffrey Lupul (1st)	Road	New Jersey Devils
Feb. 28, 2013	Nazem Kadri (1st)	Road	New York Islanders
Mar. 30, 2013	Nazem Kadri (2nd)	Road	Ottawa Senators
Oct. 22, 2013	Phil Kessel (2nd)	Home	Anaheim Ducks
Feb. 1, 2014	Phil Kessel (3rd)	Home	Ottawa Senators

* Four goal game
(Number in parenthesis represents hat tricks as a Maple Leaf)

ALL-TIME OPPONENTS HAT TRICKS

DATE	PLAYER	HOME/ROAD	OPPOSITION
Jan. 7, 1928	Morenz, Howie	Home	Montreal Canadiens
Mar. 1, 1928	Milks, Hib	Road	Pittsburgh Pirates
Mar. 6, 1928	Hay, George	Road	Detroit Red Wings
Mar. 17, 1928	Morenz, Howie	Home	Montreal Canadiens
Mar. 24, 1928	* Stewart, Nels	Home	Montreal Maroons
Jan. 8, 1929	Oliver, Harry	Away	Boston Bruins
Nov. 16, 1929	Gainor, Dutch	Home	Boston Bruins
Nov. 19, 1929	* McKinnon, John	Away	Pittsburgh Pirates
Nov. 19, 1929	Milks, Hib	Away	Pittsburgh Pirates
Feb. 27, 1930	Morenz, Howie	Away	Montreal Canadiens
Dec. 25, 1930	* Goodfellow, Ebbie	Away	Detroit Red Wings
Feb. 26, 1931	Cook, Bill	Away	New York Rangers
Mar. 21, 1931	Gagne, Art	Away	Ottawa Senators
Dec. 3, 1931	Ward, Jimmy	Away	Montreal Maroons
Feb. 3, 1932	* Thompson, Paul	Away	Chicago Blackhawks
Mar. 15, 1932	Barry, Marty	Away	Boston Bruins
Mar. 7, 1933	* Ward, Jimmy	Away	Montreal Maroons
Mar. 11, 1933	Lamb, Joe	Home	Boston Bruins
Jan. 25, 1934	Northcott, Baldy	Away	Montreal Maroons
Nov. 9, 1935	* Schriner, Sweeney	Home	New York Americans
Dec. 12, 1936	Dillon, Cecil	Home	New York Rangers
Jan. 1, 1939	Sorrell, John	Away	New York Americans
Jan. 11, 1940	* Cain, Herb	Home	Boston Bruins
Mar. 17, 1940	Egan, Pat	Away	New York Americans
Feb. 7, 1942	Patrik, Lynn	Home	New York Rangers
Mar. 15, 1942	Chamberlain, Murph	Away	Brooklyn Americans
Nov. 22, 1942	Jackson, Art	Away	Boston Bruins
Dec. 12, 1942	Howe, Syd	Home	Detroit Red Wings
Nov. 27, 1943	Gallinger, Don	Home	Boston Bruins
Dec. 21, 1943	Cowley, Bill	Away	Boston Bruins
Dec. 25, 1943	Aubuchon, Ossie	Home	New York Rangers
Mar. 5, 1944	Richard, Maurice	Away	Montreal Canadiens
Mar. 12, 1944	Bruneteau, Mud	Away	Detroit Red Wings
Nov. 26, 1944	Richard, Maurice	Away	Montreal Canadiens
Jan. 16, 1945	* Cain, Herb	Away	Boston Bruins
Jan. 26, 1946	* Kaleta, Alex	Home	Chicago Blackhawks
Feb. 27, 1946	Laprade, Edgar	Home	New York Rangers
Nov. 20, 1946	Bauer, Bobby	Away	Boston Bruins
Feb. 15, 1947	Richard, Maurice	Home	Montreal Canadiens
Mar. 5, 1947	Bauer, Bobby	Away	Boston Bruins
Nov. 2, 1947	O'Connor, Buddy	Away	New York Rangers
Mar. 19, 1950	Howe, Gordie	Away	Detroit Red Wings
Feb. 10, 1952	Slowinski, Eddie	Away	New York Rangers
Jan. 11, 1953	Howe, Gordie	Away	Detroit Red Wings
Jan. 7, 1954	Richard, Maurice	Away	Montreal Canadiens
Mar. 3, 1954	Raleigh, Don	Home	New York Rangers
Jan. 20, 1955	Richard, Maurice	Away	Montreal Canadiens
Mar. 13, 1955	Reibel, Earl	Away	Detroit Red Wings
Nov. 07, 1956	Moore, Dickie	Home	Montreal Canadiens
Nov. 17, 1956	* McIntyre, Jack	Home	Chicago Blackhawks
Dec. 13, 1956	Beliveau, Jean	Away	Montreal Canadiens
Oct. 17, 1957	Richard, Henri	Away	Montreal Canadiens
Jan. 8, 1958	Henry, Camille	Away	New York Rangers
Mar. 2, 1958	Nesterenko, Eric	Away	Chicago Blackhawks
Nov. 19, 1958	* Prentice, Dean	Away	New York Rangers
Dec. 14, 1958	McKenney, Don	Away	Boston Bruins
Feb. 1, 1959	Gendron, Jean-Guy	Away	Boston Bruins
Feb. 11, 1959	Beliveau, Jean	Home	Montreal Canadiens
Feb. 22, 1959	Lindsay, Ted	Away	Chicago Blackhawks
Nov. 1, 1959	Gendron, Jean-Guy	Away	Boston Bruins
Dec. 6, 1959	Bartlett, Jim	Away	New York Rangers
Dec. 20, 1959	Hull, Bobby	Away	Chicago Blackhawks
Feb. 21, 1960	* Hull, Bobby	Away	Chicago Blackhawks
Mar. 9, 1960	Geoffrion, Bernie	Home	Montreal Canadiens
Nov. 3, 1960	Beliveau, Jean	Away	Montreal Canadiens
Jan. 4, 1961	Glover, Howie	Home	Detroit Red Wings
Nov. 9, 1961	Provost, Claude	Home	Montreal Canadiens
Nov. 19, 1961	Ingarfield, Earl	Away	New York Rangers
Dec. 3, 1961	Ullman, Norm	Away	Detroit Red Wings
Dec. 23, 1961	Oliver, Murray	Home	Boston Bruins
Dec. 31, 1961	Howe, Gordie	Away	Detroit Red Wings
Nov. 17, 1963	Hull, Bobby	Away	Chicago Blackhawks
Jan. 18, 1964	Hebenton, Andy	Home	Boston Bruins

* Four goal game

ALL-TIME OPPONENTS HAT TRICKS

DATE	PLAYER	HOME/ROAD	OPPOSITION
Jan. 18, 1964	Prentice, Dean	Home	Boston Bruins
Nov. 15, 1964	Hull, Bobby	Away	Chicago Blackhawks
Oct. 23, 1965	Hull, Bobby	Home	Chicago Blackhawks
Nov. 07, 1965	Hull, Bobby	Away	Chicago Blackhawks
Dec. 18, 1965	Ingarfield, Earl	Home	New York Rangers
Jan. 16, 1966	Ullman, Norm	Away	Detroit Red Wings
Oct. 22, 1966	Gilbert, Rod	Home	New York Rangers
Dec. 21, 1966	Cournoyer, Yvan	Away	Montreal Canadiens
Feb. 8, 1967	Ullman, Norm	Home	Detroit Red Wings
Feb. 11, 1967	Hull, Bobby	Home	Chicago Blackhawks
Dec. 20, 1967	Duff, Dick	Away	Montreal Canadiens
Jan. 7, 1968	Ratelle, Jean	Away	New York Rangers
Nov. 24, 1968	Esposito, Phil	Away	Boston Bruins
Feb. 23, 1969	Grant, Danny	Away	Minnesota N. Stars
Mar. 6, 1969	Cournoyer, Yvan	Away	Montreal Canadiens
Mar. 16, 1969	Sanderson, Derek	Away	Boston Bruins
Oct. 22, 1969	Lacroix, Andre	Home	Philadelphia Flyers
Nov. 8, 1969	Lemaire, Jacques	Away	Montreal Canadiens
Nov. 9, 1969	Mikita, Stan	Away	Chicago Blackhawks
Dec. 3, 1969	Cullen, Ray	Away	Minnesota N. Stars
Dec. 11, 1969	Lacroix, Andre	Away	Philadelphia Flyers
Jan. 23, 1970	Ingarfield, Earl	Away	Oakland Seals
Mar. 1, 1970	Collins, Bill	Away	Minnesota N. Stars
Mar. 7, 1970	Collins, Bill	Home	Minnesota N. Stars
Dec. 6, 1970	Martin, Pit	Away	Chicago Blackhawks
Apr. 3, 1971	Carleton, Wayne	Home	Boston Bruins
Nov. 29, 1972	Shack, Eddie	Away	Pittsburgh Penguins
Dec. 10, 1972	Dornhoefer, Gary	Away	Philadelphia Flyers
Jan. 16, 1973	Boudrias, Andre	Away	Vancouver Canucks
Feb. 1, 1973	Esposito, Phil	Away	Boston Bruins
Mar. 4, 1973	* MacLeish, Rick	Away	Philadelphia Flyers
Mar. 21, 1973	Corrigan, Mike	Away	Los Angeles Kings
Mar. 25, 1973	Tannahill, Don	Away	Vancouver Canucks
Mar. 31, 1973	Orr, Bobby	Home	Boston Bruins
Nov. 11, 1973	Charron, Guy	Away	Detroit Red Wings
Dec. 11, 1973	Unger, Garry	Away	St. Louis Blues
Feb. 17, 1974	Pappin, Jim	Away	Chicago Blackhawks
Apr. 7, 1974	Cashman, Wayne	Away	Boston Bruins
Dec. 21, 1974	Esposito, Phil	Home	Boston Bruins
Jan. 23, 1975	Widing, Juha	Away	Los Angeles Kings
Feb. 9, 1975	Roberto, Phil	Away	Detroit Red Wings
Feb. 15, 1975	Keho, Rick	Home	Pittsburgh Penguins
Mar. 16, 1975	Martin, Rick	Home	Buffalo Sabres
Mar. 16, 1975	Perreault, Gilbert	Home	Buffalo Sabres
Oct. 12, 1975	Gare, Danny	Away	Buffalo Sabres
Nov. 11, 1975	Gould, John	Away	Vancouver Canucks
Jan. 4, 1976	Vadnais, Carol	Away	New York Rangers
Jan. 22, 1976	* Murphy, Mike	Away	Los Angeles Kings
Jan. 25, 1976	Merrick, Wayne	Away	California Golden Seals
Feb. 19, 1976	Pronovost, Jean	Away	Pittsburgh Penguins
Mar. 11, 1976	Hodge, Ken	Away	Boston Bruins
Mar. 27, 1976	Martin, Rick	Home	Buffalo Sabres
Apr. 4, 1976	Gare, Danny	Away	Buffalo Sabres
Nov. 21, 1976	Shutt, Steve	Away	Montreal Canadiens
Jan. 5, 1977	Gardner, Paul	Home	Colorado Rockies
Feb. 14, 1977	Robert, Rene	Away	Buffalo Sabres
Feb. 19, 1977	Larouche, Pierre	Home	Pittsburgh Penguins
Nov. 12, 1977	Lafleur, Guy	Away	Montreal Canadiens
Mar. 29, 1978	Plett, Willi	Away	Atlanta Flames
Oct. 14, 1978	Potvin, Denis	Home	New York Islanders
Nov. 4, 1978	Gardner, Paul	Away	Colorado Rockies
Jan. 6, 1979	Bullay, Ted	Home	Chicago Blackhawks
Feb. 3, 1979	Shutt, Steve	Home	Montreal Canadiens
Mar. 15, 1979	* Trottier, Bryan	Away	New York Islanders
Oct. 27, 1979	* Murphy, Mike	Away	Los Angeles Kings
Dec. 17, 1979	MacAdam, Al	Away	Minnesota N. Stars
Dec. 26, 1979	Charron, Guy	Home	Washington Capitals
Jan. 26, 1980	MacDonald, Blair	Away	Edmonton Oilers
Mar. 15, 1980	Niisson, Ulf	Home	New York Rangers
Mar. 25, 1980	Smith, Bobby	Away	Minnesota N. Stars
Mar. 29, 1980	Ashby, Don	Home	Edmonton Oilers
Oct. 11, 1980	Allison, Mike	Home	New York Rangers

* Four goal game

ALL-TIME OPPONENTS HAT TRICKS

DATE	PLAYER	HOME/ROAD	OPPOSITION
Dec. 3, 1980	Kehoe, Rick	Home	Pittsburgh Penguins
Dec. 30, 1980	Babych, Wayne	Away	St. Louis Blues
Jan. 6, 1981	** Tonelli, John	Away	New York Islanders
Feb. 5, 1981	* Turnbull, Perry	Away	St. Louis Blues
Mar. 4, 1981	Gradin, Thomas	Home	Vancouver Canucks
Mar. 8, 1981	Maruk, Dennis	Away	Washington Capitals
Mar. 19, 1981	Perreault, Gilbert	Away	Buffalo Sabres
Mar. 19, 1981	Savard, Andre	Away	Buffalo Sabres
Oct. 10, 1981	Mulvey, Grant	Home	Chicago Blackhawks
Oct. 17, 1981	Frycer, Miroslav	Away	Quebec Nordiques
Oct. 23, 1981	McKegney, Tony	Away	Buffalo Sabres
Nov. 1, 1981	* Secord, Al	Away	Chicago Blackhawks
Dec. 27, 1981	Stoughton, Blaine	Away	Hartford Whalers
Jan. 15, 1982	Lambert, Yvon	Away	Buffalo Sabres
Jan. 25, 1982	Smith, Bobby	Home	Minnesota N. Stars
Feb. 13, 1982	Bulley, Ted	Home	Chicago Blackhawks
Mar. 4, 1982	Bossy, Mike	Away	New York Islanders
Mar. 4, 1982	Potvin, Denis	Away	New York Islanders
Mar. 13, 1982	Hawerchuk, Dale	Home	Winnipeg Jets
Apr. 4, 1982	Kerr, Tim	Away	Philadelphia Flyers
Oct. 26, 1982	Goulet, Michel	Away	Quebec Nordiques
Nov. 20, 1982	Rogers, Mike	Home	New York Rangers
Dec. 18, 1982	Larmer, Steve	Home	Chicago Blackhawks
Feb. 13, 1983	Stoughton, Blaine	Away	Hartford Whalers
Mar. 5, 1983	Kurri, Jari	Home	Edmonton Oilers
Oct. 15, 1983	Savard, Denis	Home	Chicago Blackhawks
Nov. 26, 1983	Broten, Neal	Home	Minnesota N. Stars
Dec. 14, 1983	Hawerchuk, Dale	Home	Winnipeg Jets
Dec. 23, 1983	Ogrodnick, John	Away	Detroit Red Wings
Dec. 23, 1983	Yzerman, Steve	Away	Detroit Red Wings
Feb. 19, 1984	Boldirev, Ivan	Home	Detroit Red Wings
Feb. 25, 1984	Messier, Mark	Away	Edmonton Oilers
Mar. 3, 1984	LaFontaine, Pat	Home	New York Islanders
Apr. 1, 1984	Tucker, John	Away	Buffalo Sabres
Nov. 27, 1984	Gretzky, Wayne	Home	Edmonton Oilers
Dec. 4, 1984	Ogrodnick, John	Away	Detroit Red Wings
Dec. 9, 1984	Savard, Denis	Away	Chicago Blackhawks
Dec. 14, 1984	Hawerchuk, Dale	Away	Winnipeg Jets
Jan. 7, 1985	Francis, Ron	Home	Hartford Whalers
Feb. 14, 1985	Pettersson, Jorgen	Away	St. Louis Blues
Feb. 19, 1985	Anderson, Glenn	Home	Edmonton Oilers
Feb. 19, 1985	Kurri, Jari	Home	Edmonton Oilers
Mar. 30, 1985	Yzerman, Steve	Home	Detroit Red Wings
Nov. 3, 1985	Gretzky, Wayne	Away	Edmonton Oilers
Nov. 6, 1985	* Flatley, Patrick	Home	New York Islanders
Nov. 20, 1985	Brooke, Bob	Away	New York Rangers
Nov. 26, 1985	Hunter, Mark	Away	St. Louis Blues
Jan. 8, 1986	Gretzky, Wayne	Home	Edmonton Oilers
Feb. 6, 1986	Broten, Neal	Away	Minnesota N. Stars
Feb. 13, 1986	Fraser, Curt	Away	Chicago Blackhawks
Mar. 17, 1986	Fox, Jimmy	Home	Los Angeles Kings
Mar. 20, 1986	Bossy, Mike	Home	New York Islanders
Dec. 12, 1986	* Lemieux, Mario	Away	Pittsburgh Penguins
Jan. 7, 1987	* Secord, Al	Away	Chicago Blackhawks
Feb. 7, 1987	Neely, Cam	Away	Boston Bruins
Mar. 18, 1987	Savard, Denis	Home	Chicago Blackhawks
Apr. 5, 1987	Savard, Denis	Away	Chicago Blackhawks
Jan. 8, 1988	Thomas, Steve	Away	Chicago Blackhawks
Jan. 15, 1988	Muller, Kirk	Away	New Jersey Devils
Feb. 13, 1988	Craven, Murray	Home	Philadelphia Flyers
Mar. 3, 1988	Neely, Cam	Away	Boston Bruins
Mar. 5, 1988	MacLean, Paul	Home	Winnipeg Jets
Nov. 12, 1988	Tikkanen, Esa	Home	Edmonton Oilers
Nov. 14, 1988	Gagner, Dave	Home	Minnesota N. Stars
Nov. 19, 1988	* Anderson, Glenn	Away	Edmonton Oilers
Nov. 25, 1988	Bellows, Brian	Away	Minnesota N. Stars
Dec. 1, 1988	Taylor, Dave	Away	Los Angeles Kings
Dec. 15, 1988	MacLean, John	Away	New Jersey Devils
Dec. 17, 1988	Tocchet, Rick	Home	Philadelphia Flyers
Dec. 21, 1988	Lemieux, Mario	Home	Pittsburgh Penguins
Feb. 13, 1989	Shanahan, Brendan	Away	New Jersey Devils
Feb. 13, 1989	Verbeek, Pat	Away	New Jersey Devils
Feb. 27, 1989	Federko, Bernie	Home	St. Louis Blues

* Four goal game

** Five goal game

ALL-TIME OPPONENTS HAT TRICKS

DATE	PLAYER	HOME/ROAD	OPPOSITION
Mar. 1, 1989	Turcotte, Darren	Away	New York Rangers
Mar. 18, 1989	Steen, Thomas	Home	Winnipeg Jets
Oct. 17, 1989	Lemieux, Mario	Away	Pittsburgh Penguins
Dec. 23, 1989	Roenick, Jeremy	Home	Chicago Blackhawks
Dec. 27, 1989	Carson, Jimmy	Home	Detroit Red Wings
Feb. 22, 1990	Mullen, Joe	Away	Calgary Flames
Feb. 22, 1990	Murzyn, Dana	Away	Calgary Flames
Oct. 24, 1990	Hull, Brett	Home	St. Louis Blues
Oct. 25, 1990	Hull, Brett	Away	St. Louis Blues
Nov. 17, 1990	Yzerman, Steve	Home	Detroit Red Wings
Jan. 17, 1991	Cullen, John	Home	Pittsburgh Penguins
Jan. 26, 1991	Wilson, Doug	Away	Chicago Blackhawks
Nov. 6, 1991	Bellows, Brian	Home	Minnesota N. Stars
Dec. 26, 1991	* Mullen, Joe	Away	Pittsburgh Penguins
Jan. 3, 1992	Ysebaert, Paul	Away	Detroit Red Wings
Feb. 18, 1992	Mullen, Joe	Away	Pittsburgh Penguins
Nov. 26, 1992	Nolan, Owen	Home	Quebec Nordiques
Jan. 17, 1993	Goulet, Michel	Away	Chicago Blackhawks
Oct. 30, 1993	Damphousse, Vincent	Away	Montreal Canadiens
Nov. 15, 1993	Corson, Shayne	Home	Edmonton Oilers
Feb. 1, 1994	Hull, Brett	Away	St. Louis Blues
Mar. 7, 1994	Duchesne, Steve	Home	St. Louis Blues
Mar. 20, 1994	Reichel, Robert	Home	Calgary Flames
Feb. 4, 1995	Titov, German	Away	Calgary Flames
Apr. 22, 1995	Harvey, Todd	Away	Dallas Stars
Oct. 8, 1996	Smyth, Ryan	Home	Edmonton Oilers
Oct. 12, 1996	Gratton, Chris	Home	Tampa Bay Lightning
Nov. 27, 1996	Shanahan, Brendan	Away	Detroit Red Wings
Feb. 19, 1997	Czerkawski, Mariusz	Away	Edmonton Oilers
Mar. 19, 1997	* Lindros, Eric	Home	Philadelphia Flyers
Oct. 22, 1997	McEachern, Shawn	Home	Ottawa Senators
Dec. 27, 1997	Maltby, Kirk	Home	Detroit Red Wings
Apr. 9, 1998	Roberts, Gary	Away	Carolina Hurricanes
Oct. 31, 1998	Sanderson, Geoff	Home	Buffalo Sabres
Dec. 23, 1998	Modano, Mike	Home	Dallas Stars
Dec. 9, 1999	Lindros, Eric	Away	Philadelphia Flyers
Jan. 8, 2000	Nedved, Petr	Home	New York Rangers
Feb. 1, 2001	Bondra, Peter	Away	Washington Capitals
Mar. 17, 2001	Bure, Pavel	Away	Florida Panthers
Oct. 18, 2001	Naslund, Markus	Away	Vancouver Canucks
Nov. 9, 2001	Elias, Patrik	Away	New Jersey Devils
Nov. 27, 2001	Kapanen, Sami	Home	Carolina Hurricanes
Jan. 13, 2003	Nedved, Petr	Away	New York Rangers
Mar. 20, 2003	Wright, Tyler	Away	Columbus Blue Jackets
Oct. 29, 2005	*Heatley, Dany	Home	Ottawa Senators
Dec. 31, 2005	Gomez, Scott	Away	New Jersey Devils
Mar. 3, 2006	Roy, Derek	Away	Buffalo Sabres
Apr. 11, 2006	Nieuwendyk, Joe	Home	Florida Panthers
Oct. 12, 2006	Gionta, Brian	Away	New Jersey Devils
Oct. 26, 2006	Heatley, Dany	Away	Ottawa Senators
Nov. 30, 2006	Hossa, Marian	Away	Atlanta Thrashers
Jan. 20, 2007	Recchi, Mark	Away	Pittsburgh Penguins
Feb. 10, 2007	Staal, Jordan	Home	Pittsburgh Penguins
Apr. 7, 2007	Ryder, Michael	Home	Montreal Canadiens
Jan. 3, 2008	Evgeni Malkin	Road	Pittsburgh Penguins
Feb. 5, 2008	Richard Zednik	Home	Florida Panthers
Apr. 3, 2008	Antoine Vermette	Home	Ottawa Senators
Nov. 6, 2008	Blake Wheeler	Road	Boston Bruins
Dec. 4, 2008	Martin Hanzal	Road	Phoenix Coyotes
Dec. 18, 2008	David Krejci	Road	Boston Bruins
Dec. 23, 2008	James Neal	Home	Dallas Stars
Feb. 4, 2009	Thomas Vanek	Road	Buffalo Sabres
Mar. 14, 2009	Olli Jokinen	Home	Calgary Flames
Apr. 3, 2009	Jeff Carter	Road	Philadelphia Flyers
Dec. 5, 2009	Marc Savard	Road	Boston Bruins
Jan. 19, 2011	* Marian Gaborik	Road	New York Rangers
Jan. 22, 2011	Alex Ovechkin	Home	Washington Capitals
Nov. 5, 2011	Tyler Seguin	Home	Boston Bruins
Apr. 24, 2013	Martin St. Louis	Road	Tampa Bay Lightning
Mar. 19, 2014	Steven Stamkos	Home	Tampa Bay Lightning
Mar. 25, 2014	David Backes	Home	St. Louis Blues
Mar. 29, 2014	Darren Helm	Home	Detroit Red Wings

* Four goal game

ALL-TIME PENALTY SHOTS

PENALTY SHOTS FOR

DATE	LEAFS SHOOTER	GOALTENDER	HOME/ROAD	RESULT
Dec. 11, 1934	Charlie Conacher	Andy Aitkenhead (New York Rangers)	Road	Unsuccessful
Dec. 22, 1934	Charlie Conacher	Lorne Chabot (Blackhawks)	Home	Unsuccessful
Mar. 2, 1935	Charlie Conacher	Roy Worters (Americans)	Home	Unsuccessful
Feb. 8, 1936	Charlie Conacher	Roy Worters (Americans)	Home	Successful
Nov. 14, 1936	King Clancy	Mike Karakas (Blackhawks)	Home	Successful
Dec. 18, 1937	Gord Drillon	Earl Robertson (Americans)	Home	Unsuccessful
Nov. 29, 1941	Sweeney Schriner	Earl Robertson (Americans)	Home	Successful
Mar. 7, 1942	Bob Goldham	Jim Henry (Rangers)	Home	Successful
Nov. 19, 1942	Bud Poile	Steve Buzinski (Rangers)	Road	Successful
Feb. 28, 1943	Billy Taylor	Paul Bibeault (Canadiens)	Road	Successful
Feb. 19, 1944	Jackie Hamilton	Bert Gardiner (Bruins)	Home	Successful
Mar. 6, 1946	Syl Apps	Mike Karakas (Blackhawks)	Road	Successful
Jan. 3, 1948	Max Bentley	Bill Durnan (Canadiens)	Home	Unsuccessful
Mar. 1, 1950	Bill Barilko	Jack Gelineau (Bruins)	Road	Successful
Feb. 17, 1951	Tod Sloan	Chuck Rayner (Rangers)	Home	Unsuccessful
Jan. 3, 1962	Dave Keon	Jacques Plante (Canadiens)	Home	Unsuccessful
Feb. 7, 1962	Ron Stewart	Bruce Gamble (Bruins)	Home	Unsuccessful
Jan. 31, 1963	Red Kelly	Jacques Plante (Canadiens)	Road	Successful
Mar. 4, 1964	Don McKenney	Eddie Johnston (Bruins)	Home	Unsuccessful
Nov. 23, 1966	Frank Mahovlich	Glenn Hall (Blackhawks)	Home	Successful
Feb. 8, 1967	Pete Stelmowski	Roger Crozier (Red Wings)	Home	Unsuccessful
Nov. 5, 1967	Bob Pulford	Gerry Cheevers (Bruins)	Road	Unsuccessful
Mar. 9, 1968	Mike Walton	Roger Crozier (Red Wings)	Home	Successful
Mar. 10, 1968	Mike Walton	Jack Norris (Blackhawks)	Road	Unsuccessful
Jan. 22, 1970	Norm Ullman	Wayne Rutledge (Kings)	Road	Unsuccessful
Oct. 20, 1971	Paul Henderson	Roger Crozier (Sabres)	Home	Unsuccessful
Oct. 20, 1973	Paul Henderson	Gilles Villemure (NYR)	Home	Unsuccessful
Nov. 20, 1974	Dave Keon	Gary Inness (Penguins)	Home	Successful
Mar. 12, 1977	Lanny McDonald	Jim Rutherford (Red Wings)	Home	Unsuccessful
Oct. 28, 1978	Lanny McDonald	Gilles Gilbert (Bruins)	Home	Successful
Jan. 3, 1979	Dan Maloney	Dan Bouchard (Flames)	Home	Unsuccessful
Oct. 14, 1979	Lanny McDonald	Pete Peeters (Flyers)	Road	Successful
Oct. 9, 1982	Terry Martin	Glenn Resch (Devils)	Home	Unsuccessful
Oct. 15, 1983	Greg Terrion	Tony Esposito (Blackhawks)	Home	Successful
Jan. 14, 1984	Greg Terrion	Murray Bannerman (Blackhawks)	Home	Successful
Jan. 1, 1986	Dan Daoust	Patrick Roy (Canadiens)	Home	Unsuccessful
Dec. 4, 1986	Rick Vaive	Darren Eliot (Kings)	Road	Successful
Mar. 10, 1990	Tom Kurvers	Bill Ranford (Oilers)	Home	Unsuccessful
Nov. 4, 1990	Gary Leeman	Pete Peeters (Flyers)	Home	Unsuccessful
Nov. 24, 1993	Wendel Clark	Trevor Kidd (Flames)	Road	Successful
Mar. 4, 1994	Peter Zezel	Chris Osgood (Red Wings)	Road	Unsuccessful
Mar. 15, 1995	Mats Sundin	Arturs Irbe (Sharks)	Road	Successful
Apr. 8, 1995	Dave Andreychuk	Tim Cheveldae (Jets)	Home	Unsuccessful
Mar. 8, 1996	Wayne Presley	Sean Burke (Whalers)	Road	Unsuccessful
Jan. 10, 1998	Mats Sundin	Andrei Trefilov (Blackhawks)	Home	Unsuccessful
Feb. 7, 1998	Derek King	John Vanbiesbrouck (Panthers)	Home	Successful
Mar. 6, 1999	Steve Sullivan	Ron Tugnutt (Senators)	Road	Unsuccessful
Feb. 14, 2000	Kevin Adams	Arturs Irbe (Hurricanes)	Home	Unsuccessful
Dec. 20, 2000	Gary Roberts	Mike Dunham (Predators)	Home	Unsuccessful
Feb. 23, 2003	Robert Reichel	Tomas Vokoun (Predators)	Home	Unsuccessful
Feb. 26, 2003	Mats Sundin	Garth Snow (Islanders)	Home	Unsuccessful
Mar. 19, 2006	Chad Kilger	Marc-Andre Fleury (Penguins)	Road	Successful
Oct. 4, 2006	Mats Sundin	Martin Gerber (Senators)	Home	Successful
Dec. 15, 2006	John Pohl	Cam Ward (Hurricanes)	Road	Unsuccessful
Dec. 23, 2006	Mats Sundin	Olaf Kolzig (Washington)	Home	Successful
Dec. 26, 2006	John Pohl	Manny Fernandez (Minnesota)	Home	Successful
Nov. 22, 2008	Matt Stajan	Nikolai Khabibulin (Blackhawks)	Home	Unsuccessful
Jan. 1, 2009	Niklas Hagman	Ryan Miller (Sabres)	Home	Unsuccessful
Mar. 5, 2011	Mikhail Grabovski	Corey Crawford (Blackhawks)	Home	Unsuccessful
Mar. 31, 2011	Mikhail Grabovski	Tim Thomas (Bruins)	Road	Unsuccessful
Dec. 16, 2011	Nikolai Kulemin	Ryan Miller (Sabres)	Road	Successful
Jan. 7, 2012	Phil Kessel	Jimmy Howard (Red Wings)	Home	Successful
Feb. 27, 2013	Mikhail Grabovski	Carey Price (Canadiens)	Home	Unsuccessful
Oct. 10, 2013	Carl Gunnarsson	Pekka Rinne (Predators)	Road	Unsuccessful
Oct. 22, 2013	James van Riemsdyk	Jonas Hiller (Ducks)	Home	Unsuccessful
Mar. 5, 2014	Tyler Bozak	Henrik Lundqvist (Rangers)	Road	Successful

OVERALL:

Leafs have scored 28 goals on 66 penalty shot opportunities (42.4%)

*A successful penalty shot denotes that a goal was scored.

PENALTY SHOTS AGAINST

DATE	OPPOSITION SHOOTER	GOALTENDER	HOME/ROAD	RESULT
Nov. 10, 1934	Armand Mondou (Canadiens)	George Hainsworth	Home	Unsuccessful
Dec. 8, 1934	Bun Cook (Rangers)	George Hainsworth	Home	Unsuccessful
Jan. 8, 1935	Eddie Shore (Bruins)	George Hainsworth	Road	Unsuccessful
Jan. 19, 1935	Glenn Brydson (Eagles)	George Hainsworth	Home	Unsuccessful
Jan. 31, 1935	Bert Connelly (Rangers)	George Hainsworth	Home	Unsuccessful
Mar. 9, 1935	Babe Siebert (Bruins)	George Hainsworth	Home	Successful

ALL-TIME PENALTY SHOTS

PENALTY SHOTS AGAINST Cont...

DATE	OPPOSITION SHOOTER	GOALTENDER	HOME/ROAD	RESULT
Nov. 19, 1935	Jean Pusie (Canadiens)	George Hainsworth	Road	Unsuccessful
Jan. 16, 1936	Bert Connelly (Rangers)	George Hainsworth	Road	Successful
Jan. 18, 1936	Babe Siebert (Bruins)	George Hainsworth	Home	Successful
Jan. 7, 1941	Tony Demers (Canadiens)	Turk Broda	Road	Unsuccessful
Jan. 12, 1946	Carl Liscombe (Red Wings)	Frank McCool	Home	Unsuccessful
Dec. 4, 1948	Jim Conacher (Blackhawks)	Turk Broda	Road	Unsuccessful
Jan. 19, 1950	Maurice Richard (Canadiens)	Turk Broda	Home	Successful
Oct. 17, 1954	Joe Klukay (Bruins)	Harry Lumley	Road	Unsuccessful
Dec. 31, 1961	Gordie Howe (Red Wings)	Johnny Bower	Road	Successful
Jan. 20, 1962	Wayne Connelly (Bruins)	Johnny Bower	Home	Successful
Dec. 8, 1963	Claude Laforge (Red Wings)	Don Simmons	Road	Successful
Dec. 28, 1963	Tom Williams (Bruins)	Johnny Bower	Home	Unsuccessful
Dec. 12, 1964	John Bucyk (Bruins)	Terry Sawchuk	Home	Successful
Mar. 24, 1965	Yvon Cournoyer (Canadiens)	Johnny Bower	Home	Unsuccessful
Nov. 5, 1966	Bob Nevin (Rangers)	Terry Sawchuk	Home	Successful
Nov. 27, 1971	Jim Pappin (Blackhawks)	Bernie Parent	Home	Unsuccessful
Feb. 9, 1972	Syl Apps (Penguins)	Bernie Parent	Home	Successful
Mar. 25, 1972	Paul Curtis (Kings)	Bernie Parent	Road	Unsuccessful
Feb. 16, 1974	Bob Leiter (Flames)	Dunc Wilson	Home	Successful
Mar. 8, 1975	Dennis Hextall (North Stars)	Gord McRae	Home	Successful
Mar. 9, 1975	Nelson Pyatt (Capitals)	Gord McRae	Road	Successful
Jan. 11, 1978	Steve Jensen (North Stars)	Mike Palmateer	Road	Unsuccessful
Apr. 1, 1978	Gilbert Perreault (Sabres)	Mike Palmateer	Home	Unsuccessful
Jan. 30, 1980	Mike Foligno (Red Wings)	Paul Harrison	Home	Successful
Mar. 29, 1980	Stan Weir (Oilers)	Mike Palmateer	Home	Successful
Jan. 16, 1982	Wayne Gretzky (Oilers)	Michel Larocque	Home	Unsuccessful
Oct. 15, 1983	Rick Paterson (Blackhawks)	Mike Palmateer	Home	Unsuccessful
Oct. 26, 1983	Ken Linseman (Oilers)	Rick St. Croix	Home	Unsuccessful
Dec. 26, 1984	John Tucker (Sabres)	Rick St. Croix	Road	Unsuccessful
Jan. 2, 1985	Warren Young (Penguins)	Tim Bernhardt	Home	Successful
Mar. 6, 1986	Dave Poulin (Flyers)	Don Edwards	Road	Unsuccessful
Dec. 7, 1986	Rick Meagher (Blues)	Ken Wregget	Road	Successful
Dec. 23, 1986	Dennis Maruk (North Stars)	Allan Bester	Road	Unsuccessful
Nov. 15, 1987	Christian Ruutu (Sabres)	Ken Wregget	Road	Unsuccessful
Mar. 15, 1988	Lane Lambert (Nordiques)	Ken Wregget	Road	Unsuccessful
Nov. 26, 1988	Dino Ciccarelli (North Stars)	Allan Bester	Home	Unsuccessful
Dec. 12, 1988	Joe Nieuwendyk (Flames)	Jeff Reese	Home	Unsuccessful
Dec. 29, 1988	Michel Goulet (Nordiques)	Allan Bester	Road	Unsuccessful
Jan. 9, 1989	Greg Adams (Canucks)	Allan Bester	Home	Unsuccessful
Feb. 22, 1989	Hakan Loob (Flames)	Jeff Reese	Road	Unsuccessful
Mar. 7, 1989	Anton Stastny (Nordiques)	Allan Bester	Road	Unsuccessful
Jan. 5, 1991	Wayne Gretzky (Kings)	Peter Ing	Home	Unsuccessful
Jan. 3, 1992	Steve Yzerman (Red Wings)	Grant Fuhr	Road	Successful
Oct. 22, 1992	Brian Bradley (Lightning)	Felix Potvin	Road	Unsuccessful
Dec. 11, 1992	Theoren Fleury (Flames)	Rick Wamsley	Home	Successful
Dec. 27, 1992	Brendan Shanahan (Blues)	Grant Fuhr	Road	Unsuccessful
Nov. 20, 1993	Scott Pearson (Oilers)	Damian Rhodes	Road	Unsuccessful
Mar. 21, 1995	Geoff Courtnall (Canucks)	Damian Rhodes	Road	Unsuccessful
Nov. 21, 1996	Donald Audette (Sabres)	Felix Potvin	Road	Unsuccessful
Nov. 18, 1998	Adam Oates (Capitals)	Curtis Joseph	Road	Successful
Mar. 17, 1999	Landon Wilson (Bruins)	Curtis Joseph	Home	Unsuccessful
Apr. 1, 2000	Ulf Dahlien (Capitals)	Curtis Joseph	Road	Unsuccessful
Oct. 11, 2000	Brad Isbister (Islanders)	Glenn Healy	Home	Unsuccessful
Oct. 18, 2001	Markus Naslund (Canucks)	Curtis Joseph	Road	Successful
Oct. 30, 2001	Vincent Lecavalier (Lightning)	Curtis Joseph	Road	Unsuccessful
Nov. 6, 2001	Joe Sacco (Capitals)	Curtis Joseph	Home	Unsuccessful
Dec. 1, 2001	Kyle Calder (Blackhawks)	Curtis Joseph	Home	Unsuccessful
Jan. 22, 2002	Jarome Iginla (Flames)	Curtis Joseph	Road	Unsuccessful
Dec. 28, 2002	Mike Comrie (Oilers)	Ed Belfour	Road	Unsuccessful
Nov. 15, 2003	Marco Sturm (Sharks)	Mikael Tellqvist	Road	Unsuccessful
Dec. 31, 2005	Scott Gomez (Devils)	Ed Belfour	Road	Successful
Feb. 4, 2006	Viktor Kozlov (Devils)	Ed Belfour	Home	Unsuccessful
Jan. 20, 2007	Jarkko Ruutu (Penguins)	Andrew Raycroft	Road	Successful
Jan. 30, 2007	Eric Belanger (Hurricanes)	Andrew Raycroft	Road	Unsuccessful
Feb. 17, 2007	Marc-Antoine Pouliot (Oilers)	Andrew Raycroft	Home	Successful
Mar. 29, 2008	Chris Higgins (Canadiens)	Vesa Toskala	Home	Unsuccessful
Feb. 26, 2009	Sean Bergenheim (Islanders)	Vesa Toskala	Road	Unsuccessful
Apr. 4, 2009	Guillaume Latendresse (Canadiens)	Martin Gerber	Home	Unsuccessful
Oct. 6, 2009	Daniel Alfredsson (Senators)	Jonas Gustavsson	Home	Successful
Oct. 13, 2010	Evgeni Malkin (Penguins)	Jonas Gustavsson	Road	Unsuccessful
Oct. 30, 2010	Ryan Callahan (NY Rangers)	Jean-Sebastien Giguere	Home	Successful
Nov. 2, 2010	Mike Fisher (Senators)	Jean-Sebastien Giguere	Home	Successful
Dec. 16, 2010	Jarome Iginla (Flames)	Jonas Gustavsson	Road	Unsuccessful
Mar. 8, 2011	Matt Martin (Islanders)	James Reimer	Road	Unsuccessful
Feb. 14, 2012	Paul Byron (Flames)	Jonas Gustavsson	Road	Successful
Feb. 28, 2013	Michael Grabner (Islanders)	James Reimer	Road	Unsuccessful
Oct. 2, 2013	Wayne Simmonds (Flyers)	Jonathan Bernier	Road	Unsuccessful
Jan. 15, 2014	Zemgus Girgensons (Sabres)	James Reimer	Home	Unsuccessful

OVERALL:

Opposition has scored 27 goals in 84 opportunities (32.1%)

*A successful penalty shot denotes that a goal was scored.

ALL-TIME SHOOTOUT RESULTS

ALL-TIME SHOOTER STATISTICS:

Player	Attempts	Goals	Percentage	Game Deciding Goals
ALLISON, Jason	3	0	0.0	0
ANTROPOV, Nik	6	1	16.7	0
ARMSTRONG, Colby	2	2	100.0	1
BLAKE, Jason	10	4	40.0	1
BOZAK, Tyler	18	10	55.6	2
CLARKSON, David	2	0	0.0	0
COLBORNE, Joe	1	0	0.0	0
CONNOLLY, Tim	2	2	100.0	0
FRANSON, Cody	1	0	0.0	0
FRATTIN, Matt	3	1	33.3	0
GRABOVSKI, Mikhail	14	3	21.4	1
HAGMAN, Niklas	6	2	33.3	1
HAMILTON, Jeff	2	2	100.0	1
KABERLE, Tomas	12	5	41.7	1
KADRI, Nazem	13	3	23.1	2
KESSSEL, Phil	27	5	18.5	4
KUBINA, Pavel	2	0	0.0	0
KULEMIN, Nikolai	20	6	30.0	2
LINDROS, Eric	3	1	33.3	1
LUNDMARK, Jamie	1	0	0.0	0
LUPUL, Joffrey	13	8	61.5	6
MacARTHUR, Clarke	3	0	0.0	0
MITCHELL, John	6	4	66.7	2
O'NEILL, Jeff	3	1	33.3	1
PERREAULT, Yanic	2	1	50.0	0
PHANEUF, Dion	1	0	0.0	0
POHL, John	3	1	33.3	1
PONIKAROVSKY, Alexei	12	1	8.3	0
RAYMOND, Mason	7	2	28.6	1
STAJAN, Matt	4	1	25.0	0
STAPLETON, Tim	1	1	100.0	1
STEEN, Alex	6	2	33.3	0
STEMPNIAK, Lee	7	1	14.3	0
SUNDIN, Mats	24	10	41.7	4
TLUSTY, Jiri	1	0	0.0	0
TUCKER, Darcy	11	2	18.2	1
van RIEMSDYK, James	12	6	50.0	3
VERSTEEG, Kris	3	1	33.3	0
WELLWOOD, Kyle	6	1	16.7	1
WILLIAMS, Jeremy	2	1	50.0	0
TOTALS	275	91	33.1	38

ALL-TIME GOALTENDER STATISTICS:

Goaltender	Shots Faced	Saves	Percentage	Wins	Losses
AUBIN, Jean-Sebastien	16	11	68.8	1	3
BELFOUR, Ed	14	8	57.1	2	4
BERNIER, Jonathan	25	16	64.0	5	4
CLEMMENSEN, Scott	3	2	66.7	1	0
GIGUERE, Jean-Sebastien	23	12	52.2	3	4
GUSTAVSSON, Jonas	28	17	60.7	5	5
JOSEPH, Curtis	11	8	72.7	2	1
POGGE, Justin	2	0	0.0	0	1
RAYCROFT, Andrew	38	23	60.5	3	7
REIMER, James	54	36	66.7	7	9
SCRIVENS, Ben	5	3	60.0	1	1
TELLQVIST, Mikael	5	3	60.0	1	1
TOSKALA, Vesa	48	26	54.2	7	9
TOTALS	248	150	60.5	38	49

ALL-TIME SHOOTOUT RESULTS

ALL-TIME RECORD: 38 wins, 49 losses
ALL-TIME HOME RECORD: 22 wins, 26 losses
ALL-TIME ROAD RECORD: 16 wins, 23 losses

SEASON	OVERALL RECORD	HOME RECORD	ROAD RECORD
2013-14:	9 wins, 4 losses	7 wins, 1 loss	2 wins, 3 losses
2012-13:	0 wins, 5 losses	0 wins, 2 losses	0 wins, 3 losses
2011-12:	4 wins, 5 losses	1 win, 4 losses	3 wins, 1 loss
2010-11:	5 wins, 6 losses	3 wins, 5 losses	2 wins, 1 loss
2009-10:	4 wins, 4 losses	3 wins, 0 losses	1 win, 4 losses
2008-09:	6 wins, 7 losses	3 wins, 5 losses	3 wins, 2 losses
2007-08:	3 wins, 4 losses	1 win, 4 losses	2 wins, 0 losses
2006-07:	4 wins, 7 losses	1 win, 3 losses	3 wins, 4 losses
2005-06:	3 wins, 7 losses	3 wins, 2 losses	0 wins, 5 losses

ALL-TIME SHOOTOUT SEASON HIGHS & LOWS

Most Games Decided by Shootout

- 13 2013-14
- 13 2008-09
- 11 2010-11
- 11 2006-07

Most Home Games Decided by Shootout

- 8 2013-14
- 8 2010-11
- 8 2008-09

Most Road Games Decided by Shootout

- 7 2006-07
- 5 2013-14
- 5 2009-10
- 5 2008-09
- 5 2005-06

Most Shootout Wins

- 9 2013-14
- 6 2008-09
- 5 2010-11

Most Home Shootout Wins

- 7 2013-14
- 3 2010-11
- 3 2009-10
- 3 2007-08
- 3 2005-06

Most Road Shootout Wins

- 3 2011-12
- 3 2008-09
- 3 2006-07

Most Shootout Losses

- 7 2008-09
- 7 2006-07
- 7 2005-06

Most Home Shootout Losses

- 5 2010-11
- 5 2008-09
- 4 2011-12
- 4 2006-07

Most Road Shootout Losses

- 5 2005-06
- 4 2009-10
- 4 2006-07



ALL-TIME SHOOTOUT RESULTS

WINS

Longest WINS streak in consecutive games that go to a shootout

4 games – 2008-09 & 2013-14

2008-09

Feb. 25, 2009 vs. NY Rangers – W 2-1
Feb. 26, 2009 at NY Islanders – W 5-4
Mar. 17, 2009 at Tampa Bay – W 4-3
Mar. 24, 2009 vs. Washington – W 3-2

2013-14

Dec. 27, 2013 vs. Buffalo – W 4-3
Jan. 1, 2014 at Detroit – W 3-2 (Winter Classic)
Jan. 12, 2014 vs. New Jersey – W 3-2
Jan. 15, 2014 vs. Buffalo – W 4-3

Longest WINS streak in consecutive *home* games that go to a shootout

4 games – 2013-14

2013-14

Oct. 5, 2013 vs. Ottawa – W 5-4
Nov. 8, 2013 vs. New Jersey – W 2-1
Nov. 23, 2013 vs. Washington – W 2-1
Dec. 19, 2013 vs. Phoenix – W 2-1

Longest WINS streak in consecutive *road* games that go to a shootout

2 games – 2007-08, 2008-09 & 2011-12

2007-08

Jan. 17, 2008 at Boston – W 3-2
Feb. 27, 2008 at Florida – W 4-3

2008-09

Feb. 26, 2009 at NY Islanders – W 5-4
Mar. 17, 2009 at Tampa Bay – W 4-3

2011-12

Nov. 10, 2011 at St. Louis – W 3-2
Nov. 25, 2011 at Dallas – W 4-3

LOSSES

Longest LOSSES streak in consecutive games that go to a shootout

5 games – 2012-13

2012-13

Mar. 9, 2013 vs. Pittsburgh – L 4-5
Mar. 16, 2013 vs. Winnipeg – L 4-5
Mar. 21, 2013 at Buffalo – L 4-5
Mar. 25, 2013 at Boston – L 2-3
Apr. 10, 2013 at NY Rangers – L 2-3

Longest LOSSES streak in consecutive *home* games that go to a shootout

4 games – 2011-12

2011-12

Nov. 15, 2011 vs. Phoenix – L 2-3
Dec. 19, 2011 vs. Los Angeles – L 2-3
Mar. 10, 2012 vs. Philadelphia – L 0-1
Mar. 24, 2012 vs. NY Rangers – L 3-4

Longest LOSSES streak in consecutive *road* games that go to a shootout

5 games – 2005-06

2005-06

Oct. 10, 2005 at Ottawa – L 5-6
Nov. 25, 2005 at Carolina – L 3-4
Jan. 31, 2006 at Tampa Bay – L 2-3
Mar. 10, 2006 at NY Islanders – L 1-2
Apr. 6, 2006 at Boston – L 2-3

CONSECUTIVE GAMES DETERMINED BY A SHOOTOUT

Longest streak of consecutive games determined by a shootout

4 games – 2013-14

Dec. 19, 2013 vs. Phoenix – W 2-1
Dec. 21, 2013 vs. Detroit – L 4-5
Dec. 23, 2013 at NY Rangers – L 1-2
Dec. 27, 2013 vs. Buffalo – W 4-3

Longest streak of consecutive *home* games determined by a shootout

3 games – 2008-09 & 2013-14

2008-09

Feb. 19, 2009 vs. Columbus – L 3-4
Feb. 21, 2009 vs. Vancouver – L 2-3
Feb. 25, 2009 vs. NY Rangers – W 2-1

2013-14

Dec. 19, 2013 vs. Phoenix – W 2-1
Dec. 21, 2013 vs. Detroit – L 4-5
Dec. 27, 2013 vs. Buffalo – W 4-3

Longest streak of consecutive *road* games determined by a shootout

2 games – 2009-10, 2012-13 & 2013-14

2009-10

Mar. 4, 2010 at Boston – L 2-3
Mar. 6, 2010 at Ottawa – W 2-1

2012-13

Mar. 21, 2013 at Buffalo – L 4-5
Mar. 25, 2013 at Boston – L 2-3

2013-14

Dec. 23, 2013 at NY Rangers – L 1-2
Jan. 1, 2014 at Detroit – W 3-2 (Winter Classic)



SEASONS

**JOIN THE TORONTO MARLIES AT
RICOH COLISEUM TO CELEBRATE
10 SEASONS IN TORONTO**

GAME-BY-GAME OVERTIME RESULTS

YEAR-BY-YEAR OVERTIME RECORDS:

1983-84: 1-3-9	1991-92: 4-0-7	1998-99: 6-1-7	2005-06: 10-8**	2012-13: 2-5
1984-85: 5-2-8	1992-93: 1-1-11	1999-00: 7-3-7	2006-07: 8-11**	2013-14: 14-8
1985-86: 4-6-7	1993-94: 4-1-12	2000-01: 3-5-11	2007-08: 8-11**	
1986-87: 3-4-6	1994-95: 0-0-8	2001-02: 3-4-10	2008-09: 10-13**	
1988-89: 1-4-6	1995-96: 4-2-12	2002-03: 7-3-7	2009-10: 9-14**	
1989-90: 3-4-4	1996-97: 1-1-8	2003-04: 4-3-10	2010-11: 7-11**	
1990-91: 4-2-11	1997-98: 1-0-9	2004-05: 0-0-0*	2011-12: 9-10**	

*Did not play due to work stoppage

ALL-TIME OVERTIME RECORD:

OVERALL: 144-142-180 HOME: 78W, 67L ROAD: 66W, 75L

**Records include shootout, which was implemented in 2005-06

ALL-TIME RECORD FOR GAMES DECIDED IN OVERTIME:

SEASON	DATE	OPPONENT	RESULT	GWG	GOALTENDERS
1983-84	Nov. 26, 1983	vs. MIN	L-7-6	Broten	Palmateer/Beaupre
	Jan. 12, 1984	@ MIN	L-5-4	McCarthy	Bester/ Meloche
	Mar. 10, 1984	vs. DET	W-4-3	Gavin	Bester/ Micallef
	Mar. 12, 1984	vs. WPG	L-8-7	MacLean	Bester/ Soetaert
1984-85	Oct. 11, 1984	@ MIN	W-1-0	Frycer	Bester/ Beaupre
	Oct. 13, 1984	vs. BUF	W-4-3	Benning	Wregget/ Barrasso
	Oct. 31, 1984	@ StL	L-6-5	Sutter	Wregget/ Liut
	Feb. 10, 1985	vs. MTL	W-3-2	Vaive	Bernhardt/ Penny
	Feb. 17, 1985	@ HFD	W-5-4	Daoust	Wregget/ Weeks
	Feb. 25, 1985	vs. CHI	L-4-3	D. Wilson	Bernhardt/ Bannerman
	Mar. 18, 1985	vs. StL	W-4-3	Anderson	Bernhardt/ Wamsley
	1985-86	Oct. 16, 1985	vs. WSH	L-6-5	Duchesne
Nov. 12, 1985		@ StL	L-4-3	Mullen	Bernhardt/ Wamsley
Nov. 30, 1985		vs. BUF	W-3-2	Thomas	Edwards/ Puppa
Jan. 25, 1986		@ MTL	L-3-2	Smith	Bernhardt/ Roy
Feb. 6, 1986		@ MIN	L-8-7	Rouse	Edwards/ Beaupre
Feb. 8, 1986		vs. StL	W-3-2	Courtnall	Wregget/ Wamsley
Feb. 13, 1986		@ CHI	L-5-4	Fraser	Wregget/ Sauve
Feb. 20, 1986		@ CGY	W-7-6	Fergus	Wregget/ Lemelin
Mar. 15, 1986		vs. PHI	L-6-5	Crossman	Edwards/ Froese
Mar. 30, 1986		@ CHI	W-5-4	Frycer	Wregget/ Sauve
1986-87	Dec. 13, 1986	vs. PIT	W-3-2	Thomas	Bester/ Romano
	Dec. 17, 1986	@ NJ	L-3-2	Sulliman	Wregget/ Chevrier
	Dec. 19, 1986	vs. MIN	L-6-5	Broten	Wregget/ Takko
	Dec. 20, 1986	vs. BUF	W-5-4	Thomas	Bester/ Cloutier
	Dec. 23, 1986	@ MIN	W-4-3	Vaive	Wregget/ Takko
	Jan. 26, 1987	vs. CGY	L-6-5	Patterson	Bester/ Lemelin
	Mar. 9, 1987	@ StL	L-3-2	Paslowski	Wregget/ Wamsley
1987-88	Dec. 1, 1987	@ MIN	L-3-2	Bellows	Wregget/ Beaupre
	Dec. 7, 1987	vs. DET	W-5-4	Courtnall	Bester/ Hanlon
	Mar. 26, 1988	@ StL	L-3-2	Paslowski	Wregget/ Millen
1988-89	Jan. 25, 1989	vs. BOS	L-2-1	Brickley	Wregget/ Lemelin
	Feb. 22, 1989	@ CGY	W-4-3	Leeman	Reese/ Wamsley
	Feb. 23, 1989	@ VAN	L-2-1	Sandlak	Bester/ McLean
	Apr. 1, 1989	@ StL	L-4-3	G. Cavallini	Bester/ Millen (EN)
	Apr. 2, 1989	@ CHI	L-4-3	Murray	Bester/ Chevier
1989-90	Oct. 27, 1989	@ BUF	L-6-5	Turgeon	Laforest/ Malarchuk
	Nov. 18, 1989	@ MTL	L-4-3	Naslund	Bester/ Roy
	Nov. 29, 1989	@ VAN	W-3-2	Dampousse	Leforest/ McLean
	Dec. 30, 1989	@ BOS	W-7-6	Clark	Bester/ Moog
	Mar. 2, 1990	@ DET	L-3-2	Yzerman	Reese/ Chevaldæe
	Mar. 17, 1990	vs. WPG	L-5-4	Taglianetti	Laforest/ Essensa
	Mar. 24, 1990	@ QUE	W-4-3	Osborne	Reese/ Tugnut

GAME-BY-GAME OVERTIME RESULTS

1990-91	Nov. 27, 1990	@ StL	W-4-3	Clark	Ing/ Joseph
	Dec. 6, 1990	@ MIN	W-2-1	Ramage	Ing/ Casey
	Jan. 17, 1991	vs. PIT	L-6-5	Young	Ing/ Barasso
	Feb. 4, 1991	vs. StL	W-6-5	Hannan	Ing/ Joseph
	Feb. 25, 1991	@ DET	L-5-4	Racine	Reese/ Chevaldaae
1991-92	Mar. 16, 1991	vs. MIN	W-4-3	Petit	Ing/ Hayward
1991-92	Jan. 6, 1992	vs. StL	W-3-2	Ellett	Fuhr/ Joseph
	Feb. 5, 1992	vs. MIN	W-3-2	Clark	Fuhr/ Casey
	Feb. 29, 1992	vs. CHI	W-6-5	Clark	Fuhr/ Belfour
	Mar. 17, 1992	vs. QUE	W-4-3	Anderson	Fuhr/ Fiset
1992-93	Nov. 26, 1992	vs. QUE	L-5-4	Nolan	Potvin/ Hextall
	Apr. 13, 1993	vs. StL	W-2-1	Zezel	Potvin/ Joseph
1993-94	Oct. 21, 1993	@ FLA	W-4-3	Pearson	Rhodes/ Vanbsbrk.
	Jan. 13, 1994	vs. DAL	W-4-3	Anderson	Potvin/ Wakaluk
	Feb. 15, 1994	vs. DET	W-5-4	Clark	Potvin/ Chevaldaae
	Mar. 4, 1994	@ DET	W-6-5	Clark	Potvin/ Osgood
1994-95	Mar. 28, 1994	@ VAN	L-3-2	Craven	Potvin/ Whitmore
1994-95	No Overtime Scoring				
1995-96	Oct. 20, 1995	vs. CGY	W-4-3	Craig	Potvin/ Tabaracci
	Nov. 16, 1995	@ TB	W-5-4	Hogue	Potvin/ Puppa
	Dec. 17, 1995	@ ANA	W-3-2	AndreYchuk	Rhodes/ Shtalenkov
	Dec. 30, 1995	@ StL	W-4-3	Sundin	Potvin/ Fuhr
	Feb. 21, 1996	vs. TB	L-3-2	Bellows	Potvin/ Puppa
1996-97	Mar. 20, 1996	vs. DET	L-4-3	McCarty	Beaupre/ Osgood
1996-97	Jan. 7, 1997	@ CGY	L-4-3	Gagner	Potvin/ Kidd
	Jan. 24, 1997	@ CHI	W-2-1	Muller	Potvin/ Hackett
1997-98	Mar. 28, 1998	vs. NYI	W-4-3	Cote	Potvin/ Salo
1998-99	Nov. 28, 1998	vs. OTT	W-3-2	D. King	Joseph/ Dafeo
	Dec. 5, 1998	@ MTL	W-4-3	Kaberle	Joseph/ Hackett
	Jan. 4, 1999	vs. TB	W-5-4	Modin	Joseph/ Ranford
	Feb. 17, 1999	@ BUF	W-3-2	Sundin	Healy/ Hasek
	Feb. 20, 1999	vs. MTL	W-3-2	Thomas	Joseph/ Hackett
	Mar. 8, 1999	@ NYR	L-3-2	Nedved	Healy/ Richter
1999-00	Apr. 14, 1999	vs. NYI	W-3-2	Berard	Joseph/ Potvin
1999-00	Nov. 11, 1999	@ BOS	L-4-3	Axelsson	Joseph/ Dafeo
	Nov. 20, 1999	vs. NYR	W-4-3	Korolev	Joseph/ Richter
	Nov. 26, 1999	@ PHI	L-3-2	Recchi	Healy/ Boucher
	Dec. 4, 1999	vs. PIT	W-3-2	Sundin	Joseph/ Barrasso
	Dec. 6, 1999	vs. BUF	W-3-2	Thomas	Joseph/ Roloson
	Jan. 5, 2000	@ NYR	L-3-2	Graves	Joseph/ Richter
	Jan. 14, 2000	@ EDM	W-3-2	Sundin	Joseph/ Salo
	Jan. 17, 2000	@ VAN	W-5-4	Thomas	Joseph/ Potvin
	Mar. 6, 2000	@ VAN	W-6-5	Sundin	Healy/ Snow
	Mar. 16, 2000	@ DET	W-4-3	Sundin	Joseph/ Osgood
2000-01	Oct. 28, 2000	@ BOS	W-2-1	Sundin	Joseph/ Raycroft
	Nov. 15, 2000	vs. PHI	L-2-1	Recchi	Joseph/ Cechmanek
	Nov. 29, 2000	vs. StL	L-6-5	Hecht	Joseph/ Johnson
	Dec. 16, 2000	vs. CGY	L-6-5	Bure	Joseph/ Vernon
	Jan. 18, 2001	@ NYR	L-2-1	Leetch	Joseph/ Richter
	Jan. 25, 2001	@ ATL	W-2-1	McCabe	Healy/ Hniliicka
	Mar. 1, 2001	@ WSH	W-3-2	Roberts	Joseph/ Kolzig
	Mar. 3, 2001	vs. OTT	L-3-2	Yashin	Joseph/ Lalime
2001-02	Oct. 25, 2001	@ BOS	L-2-1	Thornton	Schwab/ Dafeo
	Nov. 9, 2001	@ NJ	L-3-2	Elias	Joseph/ Brodeur
	Nov. 17, 2001	@ OTT	L-2-1	Rachunek	Joseph/ Lalime
	Dec. 13, 2001	@ StL	W-4-3	Sundin	Joseph/ Johnson
	Jan. 17, 2002	@ NSH	L-3-2	Johnson	Schwab/ Dunham
	Mar. 19, 2002	vs. NYI	W-3-2	Cross	Schwab/ Osgood
	Apr. 1, 2002	@ DET	W-5-4	Sundin	Schwab/ Legace

GAME-BY-GAME OVERTIME RESULTS

2002-03	Nov. 12, 2002	vs. LA	W-4-3	Sundin	Belfour/ Storr	
	Dec. 3, 2002	vs. TB	W-4-3	Pilar	Belfour/ Khabibulin	
	Dec. 28, 2002	@ EDM	L-3-2	Marchant	Belfour/ Salo	
	Jan. 18, 2003	@ MTL	W-3-2	Antropov	Tellqvist/ Theodore	
	Feb. 6, 2003	@ TB	W-3-2	Antropov	Kidd/ Khabibulin	
	Mar. 13, 2003	@ CGY	L-4-3	Clark	Kidd/ Turek	
	Mar. 20, 2003	@ CLB	L-4-3	Wright	Kidd/ Denis	
	Mar. 22, 2003	vs. BUF	W-3-2	McCabe	Belfour/ Norenen	
	Mar. 29, 2003	vs. WSH	W-4-3	Sundin	Belfour/ Charpentier	
	Apr. 1, 2003	@ NJ	W-3-2	Kaberle	Belfour/ Brodeur	
	2003-04	Oct. 27, 2003	vs. ATL	L-2-3	Savard	Belfour/ Nurminen
		Nov. 18, 2003	@ CGY	L-2-3	Lydman	Belfour/ McLennan
		Dec. 9, 2003	vs. StL	L-2-3	Pronger	Belfour/ Osgood
Dec. 26, 2003		@ NYR	W-6-5	Sundin	Belfour/ Markannen	
Feb. 5, 2004		@ OTT	W-5-4	Nolan	Kidd/Lalime	
Feb. 19, 2004		@ CAR	W-2-1	Tucker	Tellqvist/ Weekes	
Mar. 15, 2004		@ BUF	W-6-5	Kaberle	Kidd/ Biron	
2004-05	Did not play due to work stoppage					
2005-06	Oct. 20, 2005	vs. CAR	W 5-4	KLEE	Belfour / Ward	
	Nov. 12, 2005	@ MTL	W 5-4	O'NEILL	Belfour / Theodore	
	Nov. 26, 2005	vs. MTL	W 4-3	SUNDIN	Belfour / Theodore	
	Dec. 27, 2005	@ PIT	W 3-2	KABERLE	Tellqvist / Fleury	
	Jan. 2, 2006	vs. PIT	W 3-2	MCCABE	Belfour / Thibault	
	Jan. 28, 2006	vs. MTL	L 3-4	Koivu	Tellqvist / Theodore	
	Apr. 11, 2006	vs. FLA	W 6-5	KABERLE	Aubin / McLennan	
	Apr. 13, 2006	@ NYI	W 4-3	STAJAN	Aubin / Snow	
	*Eric Lindros, Mats Sundin and Darcy Tucker each earned shootout game-deciding shootout goals in 2005-06.					
	2006-07	Oct. 14, 2006	vs. CGY	W-5-4	SUNDIN	Raycroft/ Kiprusoff
		Nov. 16, 2006	@ BOS	L-1-2	Bergeron	Aubin/ Thomas
Dec. 30, 2006		vs. OTT	L-2-3	Phillips	Raycroft/ Emery	
Feb. 10, 2007		vs. PIT	L-5-6	Staal	Raycroft/ Fleury	
Mar. 10, 2007		vs. OTT	W-4-3	TUCKER	Raycroft/ Emery	
Mar. 29, 2007		@ ATL	L-2-3	Kozlov	Raycroft/ Hedberg	
Mar. 31, 2007		vs. PIT	W-5-4	KABERLE	Raycroft/ Thibault, Fleury	
Apr. 3, 2007		vs. PHI	W-3-2	MCCABE	Raycroft/ Biron	
*Mats Sundin, Kyle Wellwood, John Pohl and Jeff O'Neill each earned shootout game-deciding shootout goals in 2006-07.						
2007-08		Oct. 3, 2007	vs. OTT	3-4 L	Heatley	Raycroft/ Gerber
	Oct. 6, 2007	vs. MTL	4-3 W	KABERLE	Toskala/ Huet	
	Oct. 15, 2007	at BUF	4-5 L	Gaustad	Raycroft/ Thibault	
	Nov. 13, 2007	vs. MTL	3-4 L	Komisarek	Raycroft/ Price	
	Dec. 18, 2007	@ CAR	2-3 L	Walker	Toskala/ Graham	
	Dec. 22, 2007	@ FLA	2-1 W	KUBINA	Toskala/ Vokoun	
	Dec. 26, 2007	@ NYI	3-4 L	Comrie	Raycroft/DiPietro,Dubielewicz(W)	
	Jan. 31, 2008	@ CAR	2-3 L	Brind'Amour	Toskala/ Ward	
	Feb. 9, 2008	vs. DET	3-2 W	ANTROPOV	Toskala/ Hasek	
	Feb. 16, 2008	vs. BOS	4-3 W	TUCKER	Toskala/ Thomas	
	Feb. 29, 2008	@ TB	2-3 L	Boyle	Toskala/ Smith	
	Mar. 11, 2008	vs. PHI	4-3 W	KUBINA	Toskala/ Biron	
	*Mats Sundin (2) and Tomas Kaberle each scored game-deciding shootout goals in 2007-08.					
2008-09	Nov. 4, 2008	vs. CAR	4-5 L	Wallin	Toskala/ Ward	
	Nov. 22, 2008	vs. CHI	4-5 L	Bolland	Toskala/ Khabibulin	
	Dec. 30, 2008	vs. ATL	4-3 W	KUBINA	Joseph/ Hedberg	
	Jan. 16, 2009	@ ATL	3-4 L	Peverley	Toskala/ Lehtonen	
	Feb. 3, 2009	vs. FLA	3-4 L	McCabe	Toskala/ Anderson	
	Feb. 10, 2009	@ FLA	4-5 L	Zednik	Toskala/ Vokoun	
	Feb. 22, 2009	@ NYR	3-2 W	HAGMAN	Toskala/ Lundqvist	
	Feb. 28, 2009	@ OTT	4-3 W	KUBINA	Joseph/ Elliott	
	Mar. 3, 2009	vs. NJD	2-3 L	Oduya	Toskala/ Brodeur	
	Mar. 10, 2009	vs. NYI	3-2 W	GRABOVSKI	Gerber/ MacDonald	
	*Niklas Hagman, Jason Blake, Nikolai Kulemin, Tim Stapleton, John Mitchell and Jeff Hamilton each scored game-deciding shootout goals in 2008-09.					

GAME-BY-GAME OVERTIME RESULTS

2009-10:	Oct. 1, 2009	vs. MTL	3-4 L	Gorges	Toskala/Price	
	Oct. 28, 2009	@ DAL	3-4 L	Neal	Gustavsson/Turco	
	Oct. 30, 2009	@ BUF	2-3 L	Connolly	Gustavsson/Miller	
	Nov. 3, 2009	TBL	1-2 L	Malone	Gustavsson/Niittymaki	
	Nov. 23, 2009	NYI	3-4 L	Bailey	Toskala,Gustavsson(OTL)/Roloson	
	Dec. 21, 2009	BUF	2-3 L	Roy	Gustavsson/Miller	
	Dec. 26, 2009	@ MTL	2-3 L	A. Kostitsyn	Gustavsson/Halak	
	Jan. 21, 2010	@ TBL	2-3 L	St. Louis	Gustavsson/Niittymaki	
	Jan. 29, 2010	@ NJD	4-5 L	Zajac	Gustavsson,Toskala(OTL)/Brodeur	
	Mar. 9, 2010	BOS	4-3 W	KULEMIN	Gustavsson/Thomas	
	Mar. 11, 2010	TBL	4-3 W	KESSEL	Giguere/Smith	
	Mar. 25, 2010	@ ATL	2-1 W	GRABOVSKI	Gustavsson/Pavelec	
	Mar. 27, 2010	NYR	3-2 W	KULEMIN	Gustavsson/Lundqvist	
	Apr. 3, 2010	BOS	1-2 L	Satan	Gustavsson/Rask	
	Apr. 10, 2010	MTL	4-3 W	PHANEUF	Giguere/Halak	
	**Phil Kessel (2), Nikolai Kulemin and John Mitchell each scored game-deciding shootout goals in 2009-10.					
	2010-11:	Oct. 15, 2010	@ NYR	4-3 W	KESSEL	Giguere/Lundqvist
Oct. 18, 2010		NYI	1-2 L	Tavares	Giguere/Roloson	
Nov. 30, 2010		TBL	3-4 L	Gagne	Gustavsson/Ellis	
Feb. 10, 2011		NJD	1-2 L	Kovalchuk	Reimer/Hedberg	
Feb. 27, 2011		@ ATL	2-3 L	Hainsey	Reimer,Giguere(OT)/Mason	
Mar. 2, 2011		PIT	3-2 W	GRABOVSKI	Reimer/Floury	
Mar. 8, 2011		@ NYI	3-4 L	Comeau	Reimer/Montoya	
**Colby Armstrong, Tyler Bozak, Mikhail Grabovski, Phil Kessel and Nazem Kadri each scored game-deciding shootout goals in 2010-11.						
2011-12:	Oct. 17, 2011	vs. COL	2-3 L	Jones	Reimer/Giguere	
	Oct. 22, 2011	@ MTL	5-4 W	GRABOVSKI	Reimer,Gustavsson(W)/Price	
	Dec. 6, 2011	vs. NJD	2-3 L	Clarkson	Reimer/Brodeur	
	Dec. 13, 2011	vs. CAR	2-1 W	CONNOLLY	Reimer/Ward	
	Dec. 29, 2011	@ CAR	3-4 L	Staal	Reimer/Ward	
	Jan. 24, 2012	@ NYI	4-3 W	MacARTHUR	Gustavsson/Montoya	
	Feb. 15, 2012	@ EDM	4-3 W	CONNOLLY	Reimer/Khabibulin	
	Feb. 21, 2012	NJD	3-4 L	Fayne	Gustavsson/Brodeur	
	Apr. 3, 2012	@ BUF	5-6 L	Roy	Scrivens/Miller	
	Apr. 5, 2012	TBL	3-2 W	PHANEUF	Scrivens/Roloson	
**Joffrey Lupul (2), Phil Kessel and Nazem Kadri each scored game-deciding goals shootout goals in 2011-12.						
2012-13:	Jan. 29	at BUF	4-3 W	FRATTIN	Reimer/Miller	
	Feb. 28	at NYI	5-4 W	PHANEUF	Reimer/Nabokov	
**The Maple Leafs did not have any game-deciding shootout goals in 2012-13.						
2013-14:	Oct. 12	vs. EDM	6-5 W	BOLLAND	Bernier/Dubnyk	
	Nov. 29	at BUF	2-3 L	Ehrhoff	Reimer/Miller	
	Dec. 5	vs. DAL	3-2 W	SMITH	Bernier/Lehtonen	
	Jan. 25	at WPG	4-5 L	Byfuglien	Reimer,Bernier(OT)/Pavalec	
	Feb. 27	at NYI	4-5 L	Visnovsky	Bernier/Nabokov	
	Mar. 1	at MTL	3-4 L	Pacioretty	Bernier/Budaj	
	Mar. 5	at NYR	3-2 W	BOZAK	Bernier/Lundqvist	
	Mar. 8	vs. PHI	4-3 W	LUPUL	Bernier/Mason	
	Apr. 3	vs. BOS	4-3 W	KADRI	Bernier,Reimer(W)/Johnson	
	Joffrey Lupul (4), James van Riemsdyk (3), Tyler Bozak and Mason Raymond each scored game-deciding shootout goals in 2013-14.					

The Maple Leafs record for most consecutive games tied after regulation time: 7 games (Feb. 19 to Mar. 3, 2009).

WINS WITH 10 OR MORE GOALS

DATE	SCORE	OPPONENT
December 22, 1917	11-4	vs. Ottawa Senators
January 21, 1919	11-3	vs. Montreal Canadiens
March 6, 1920	11-2	vs. Quebec Bulldogs
March 13, 1920	11-4	vs. Montreal Canadiens
January 26, 1921	10-3	vs. Hamilton Tigers
February 5, 1921	10-6	vs. Montreal Canadiens
December 22, 1924	10-1	at Boston Bruins
January 19, 1932	11-3	vs. New York Americans
March 19, 1932	11-3	vs. Chicago Blackhawks
March 5, 1935	10-3	at Montreal Canadiens
December 4, 1943	11-4	vs. New York Rangers
January 8, 1944	12-3	vs. Boston Bruins
February 19, 1944	10-4	vs. Boston Bruins
March 18, 1944	10-2	vs. Boston Bruins
October 29, 1944	11-5	at Chicago Blackhawks
March 17, 1946	11-7	at Detroit Red Wings
November 30, 1946	11-0	vs. Chicago Blackhawks
January 8, 1947	10-4	vs. Chicago Blackhawks
March 8, 1947	12-4	vs. Chicago Blackhawks
December 6, 1947	12-5	vs. Chicago Blackhawks
March 16, 1957	14-1	vs. New York Rangers
December 5, 1964	10-2	vs. Detroit Red Wings
March 21, 1965	10-1	at New York Rangers
January 2, 1971	13-0	vs. Detroit Red Wings
November 25, 1972	11-0	vs. California Golden Seals
February 7, 1976	11-4	vs. Boston Bruins
February 12, 1977	10-0	vs. Washington Capitals
February 20, 1977	10-8	at Chicago Blackhawks
October 14, 1978	10-7	vs. New York Islanders
October 15, 1983	10-8	vs. Chicago Blackhawks
December 4, 1985	10-7	vs. New Jersey Devils
January 8, 1986	11-9	vs. Edmonton Oilers
February 17, 1989	10-6	at New York Rangers
November 12, 1998	10-3	at Chicago Blackhawks
January 4, 2007	10-2	at Boston Bruins

LARGEST MARGINS OF DEFEAT (SINCE 1981)

DATE	SCORE	OPPONENT	DATE	SCORE	OPPONENT
March 19, 1981	14-4	at Buffalo Sabres	October 4, 1990	7-1	at Winnipeg Jets
December 11, 1981	11-2	at Washington Capitals	October 24, 1990	8-3	vs. St. Louis Blues
January 15, 1982	8-2	at Buffalo Sabres	November 4, 1990	7-1	vs. Philadelphia Flyers
January 25, 1982	9-2	vs. Minnesota North Stars	January 10, 1991	7-2	at Chicago Blackhawks
February 7, 1982	8-2	at Calgary Flames	January 14, 1991	9-3	vs. Buffalo Sabres
March 4, 1982	10-1	at New York Islanders	February 21, 1991	11-4	at Pittsburgh Penguins
March 13, 1982	10-2	vs. Winnipeg Jets	November 9, 1991	6-1	vs. Calgary Flames
March 20, 1982	7-0	at Winnipeg Jets	November 12, 1991	7-0	at Minnesota North Stars
April 4, 1982	7-1	at Philadelphia Flyers	December 26, 1991	12-1	at Pittsburgh Penguins
October 19, 1983	8-1	vs. Quebec Nordiques	February 18, 1992	7-1	at Pittsburgh Penguins
November 4, 1983	8-2	at Winnipeg Jets	October 30, 1992	7-1	at Detroit Red Wings
December 23, 1983	9-2	at Detroit Red Wings	December 1, 1992	8-3	at New Jersey Devils
January 28, 1984	8-0	vs. Washington Capitals	December 6, 1992	6-0	at New York Rangers
February 5, 1984	7-0	at Philadelphia Flyers	May 3, 1995	6-1	at Anaheim Mighty Ducks
February 18, 1984	8-2	vs. Hartford Whalers	October 7, 1995	8-3	at Pittsburgh Penguins
October 20, 1984	12-3	vs. Quebec Nordiques	October 24, 1995	6-1	at Florida Panthers
November 3, 1984	7-0	at Los Angeles Kings	October 17, 1996	6-1	at St. Louis Blues
November 21, 1984	7-1	at Minnesota North Stars	November 15, 1997	5-0	at Pittsburgh Penguins
November 27, 1984	7-1	vs. Edmonton Oilers	December 27, 1997	8-1	vs. Detroit Red Wings
December 26, 1984	6-0	at Buffalo Sabres	January 28, 1999	6-0	at Pittsburgh Penguins
February 19, 1985	9-4	vs. Edmonton Oilers	January 1, 2000	8-1	at Buffalo Sabres
March 30, 1985	9-3	vs. Detroit Red Wings	December 27, 2000	5-0	at Pittsburgh Penguins
November 3, 1985	7-1	at Edmonton Oilers	January 25, 2002	6-1	at Vancouver Canucks
November 27, 1985	7-1	at Pittsburgh Penguins	February 27, 2003	7-2	at Detroit Red Wings
January 15, 1986	10-1	at St. Louis Blues	November 1, 2003	7-1	vs. Philadelphia Flyers
January 28, 1986	9-2	at New York Islanders	January 8, 2004	7-1	vs. Ottawa Senators
April 5, 1986	7-1	at Hartford Whalers	March 23, 2004	7-2	vs. Tampa Bay Lightning
October 22, 1986	7-1	vs. Quebec Nordiques	October 29, 2005	8-0	vs. Ottawa Senators
December 12, 1986	8-3	at Pittsburgh Penguins	December 17, 2005	8-2	at Ottawa Senators
October 21, 1987	10-3	vs. Montreal Canadiens	January 21, 2006	7-0	at Ottawa Senators
February 18, 1987	9-2	at Edmonton Oilers	April 16, 2006	6-0	at Buffalo Sabres
February 20, 1987	7-2	at Calgary Flames	October 26, 2006	7-2	at Ottawa Senators
March 13, 1987	10-2	at Washington Capitals	November 30, 2006	5-0	at Atlanta Thrashers
March 21, 1987	9-4	at Montreal Canadiens	January 13, 2007	6-1	vs. Vancouver Canucks
January 25, 1988	11-3	vs. Calgary Flames	January 20, 2007	8-2	at Pittsburgh Penguins
March 5, 1988	10-1	vs. Winnipeg Jets	February 27, 2007	6-1	vs. Buffalo Sabres
March 24, 1988	7-1	at Calgary Flames	October 9, 2007	7-1	vs. Carolina Hurricanes
November 19, 1988	9-1	at Edmonton Oilers	October 29, 2007	7-1	vs. Washington Capitals
December 1, 1988	9-3	at Los Angeles Kings	February 5, 2008	8-0	vs. Florida Panthers
December 14, 1988	8-2	vs. Edmonton Oilers	April 3, 2008	8-2	vs. Ottawa Senators
December 17, 1988	7-1	vs. Philadelphia Flyers	December 23, 2008	8-2	vs. Dallas Stars
January 27, 1989	8-1	at Detroit Red Wings	January 19, 2011	7-0	at New York Rangers
January 30, 1989	7-1	at Chicago Blackhawks	November 5, 2011	7-0	vs. Boston Bruins
February 13, 1989	8-1	at New Jersey Devils	March 19, 2012	8-0	at Boston Bruins
March 18, 1989	10-2	vs. Winnipeg Jets	March 29, 2012	7-1	vs. Philadelphia Flyers
October 11, 1989	7-1	vs. Buffalo Sabres	November 25, 2013	6-0	vs. Columbus Blue Jackets
November 23, 1989	6-0	at Boston Bruins	January 4, 2014	7-1	vs. New York Rangers
February 22, 1990	12-2	at Calgary Flames	January 6, 2014	6-1	at Carolina Hurricanes
March 14, 1990	8-2	vs. New York Rangers	January 23, 2014	7-0	at Dallas Stars

TEAM STREAKS & RECORDS FOR TORONTO FRANCHISE

Season	Highest Margins		Most Goals, 1 Game		Record		Hat Tricks		Overall Team Streaks			Home Team Streaks			Road Team Streaks							
	Victory	Defeat	For	Against	1st 10 Games	Last 10 Games	Wins	Losses	Wins	Underf.	Lossing	Wins	Underf.	Lossing	Wins	Underf.	Lossing					
2013-14	4(3)	6(3)	11	7(2)	7-30	2-8-0	6	6(2)	8	7	4	4	4	3(2)	5	7	7(2)					
2012-13	6	4(1)	7	11	5-5-0	5-4-1	2	4	8	2(4)	5	4	5	3	3	4	4					
2011-12	6(2)	8	7(3)	8	7-2-1	3-5-2	2	4	6	4	6	5	6(2)	4	11	3(2)	3(2)	4				
2010-11	6	9	7	12	5-4-1	6-3-1	0	4	9	3(4)	4(2)	3	5	4	4(2)	5	7	5(2)	8			
2009-10	5	5(3)	6(5)	7(2)	1-7-2	4-4-2	1	3(2)	7	7	5	4	6	4	6	4	5(2)	5	7			
2008-09	4(3)	6	8(3)	-	4-3-3	5-5-0	2	4	8	5	5(2)	2(2)	4(2)	3	4	4	4	4	4			
2007-08	7	8	8	8(2)	4-5-1	4-5-1	1	4	4	5	5	3	3	2(2)	5	6	4	5	6			
2006-07	8	6	10	8	4-3-3	6-3-1	4	5	5(3)	3(3)	7	9	9	3(2)	3(4)	4(2)	2(3)	7	7			
2005-06	8	8	9	8	5-3-2	7-2-1	2	6	6	8	8	6	6	3(3)	3(3)	2(5)	2(5)	7	7			
2004-05*	0	0	0	0	0-0-0	0-0-0	0	0	0	0	0	0	0	0	0	0	0	0	0	0		
2003-04	6(2)	6(2)	8	7(3)	4-3-2-1	7-2-1-0	0	8	8	3(2)	5	5	6	2(3)	6	8	3	6	6			
2002-03	6(3)	5	6(4)	7	3-6-1-0	5-2-2-1	1	5	6	3(4)	4(2)	8	13	3	4	4	3(2)	4	4	4		
2001-02	6	4	7(2)	6	5-3-1-1	6-2-2-0	1	5	6	3(2)	5	5	9	3	3	4	4	4	4	4		
2000-01	6(3)	5	8	6(3)	6-4-0-0	5-5-0-0	1	3(3)	6	4	6	5	5(2)	2(4)	5	5	5	4	4	4		
1999-00	6	7	6(6)	8	6-3-1-0	5-5-0-0	1	6	6(2)	4	6	6	6	6(2)	3(2)	4	5	5	4	4		
1998-99	8	9	10	8	3-6-1	4-6-2	5	3(6)	7	3	3(3)	4	4	7	4	5	3	3	3	3		
1997-98	4(1)	5	7	7(6)	3-6-1	4-6-0	1	6	6	4(2)	6	2(5)	4	5	4(2)	2(3)	3	4	6	6		
1996-97	5(3)	5(7)	7(2)	8	4-5-1	5-4-2	2	3(3)	5	8	10	4	5	4(2)	6	2(3)	4	5	9	9		
1995-96	5(3)	5(7)	7(2)	8	4-5-1	5-4-2	2	3(3)	5	8	10	4	5	4(2)	6	2(3)	4	5	9	9		
1994-95	4(2)	5	7(3)	6(3)	4-4-2	5-4-1	0	2(5)	3	3	4	4	4	4(2)	2	2(3)	1(6)	3	2(5)	5	5	
1993-94	7	4(2)	7(3)	11(2)	13-0-0	4-6-0	4	10	11	4	7	7	7	2(3)	3	5	7	4	6	6	6	
1992-93	7	6(2)	8(2)	8	5-3-2	5-4-1	0	5	10	3(2)	4	4	4	2	3	4	6	6	6	6	6	
1991-92	5	11	7	11	2-8-1	5-5-0	4	4(2)	4(3)	7	7(3)	6	6	6(2)	4	4	4	2	5	7	11	
1990-91	4(3)	7	7	11	1-8-1	4-4-2	0	2(5)	4	6	10	2(4)	5	5	5(2)	3	6	10	10	10	10	
1989-90	6	10	8(5)	12	4-6-0	3-6-1	7	5	5	4(2)	4(2)	6	6(2)	5	5	2(3)	4	5(2)	6	10	6	
1988-89	4(3)	8(2)	10	10	6-3-1	4-6-0	6	3	6	6(2)	15	3(2)	3(2)	4	5(2)	6	6	10	6	10	6	
1987-88	6	9	7(5)	11	6-4-0	2-8-0	1	5	5	8	8	6	6	4	3(2)	2	2(2)	5	6	6	6	
1986-87	6	8	8(3)	10	5-2-3	4-6-0	5	4	5(2)	6	6	4	4	3	3(2)	2	2(2)	5	6	6	6	
1985-86	6	9	11	10	1-9-0	2-7-1	9	3	3(3)	9	13	4	6	6	8	1(9)	2(2)	5	6	6	6	
1984-85	5(3)	9	7	12	3-6-1	3-6-1	4	3	4	6	10	2(2)	2(3)	7	10	2(2)	3(2)	5	10	10	10	
1983-84	5(2)	8	10	11	5-4-1	3-6-1	6	4	4	6(2)	7	3(2)	4(2)	4	4	3(2)	3	3	10	11	11	
1982-83	6(3)	8(2)	9	13(2)	2-5-3	5-5-0	4	6	7	6	10	5	6(2)	4	4	3(2)	3	3	10	11	11	
1981-82	6	9(2)	9(3)	11	3-5-2	3-7-0	8	2(3)	5	6	9	4	5	5	8	2	3(2)	6	12	13	13	
1980-81	4(4)	10	9(2)	14	6-3-1	4-3-3	7	6	6	5(2)	7(2)	3(4)	4(2)	6	3	5(2)	4	6	12	13	13	
1979-80	8	10	9(3)	10	5-5-0	5-5-0	6	4	5(2)	4(3)	6	3	4	3(2)	4	3(4)	3(4)	5	7	7	7	
1978-79	6	5	10	7(3)	4-5-1	4-4-2	6	5	6	5(2)	7	4	5(2)	3	6	2(2)	4(3)	5	7	7	7	
1977-78	6(2)	5	8	7	6-2-2	2-8-0	3	6	7(2)	5	5(2)	5(2)	7	3(2)	4	4	4	5	5	5	5	
1976-77	10	5(4)	10	9	2-5-3	2-4-4	5	4	6	4	7(2)	5	6	3(2)	6(2)	4	4	4	5	5	5	
1975-76	8	7	11	9	5-4-1	3-6-1	4	4	6	4	3	10	5	8	2(3)	4	2(3)	4	4	4	4	
1974-75	7	8	11	15	3-4-3	3-4-3	8	7	9	4	9	4	5	3	4	5	3	4	5	5	5	
1973-74	7(2)	4(2)	9	11	4-3-3	4-3-3	3	3(5)	7	3	5	5	9	2(2)	4	3	5	2(3)	5	5	5	
1972-73	11	10	11	10	5-3-2	4-3-3	1	3	4(2)	5(2)	6	3(3)	7(2)	4	2	2(3)	7(2)	9	9	9	9	
1971-72	7	8	10	8	3-2-5	4-3-3	6	6	7(2)	8	8	7	7	2(2)	3	3	3(3)	7	8	8	8	
1970-71	13	8	13	9	3-7-0	3-7-0	3	7	8	4(2)	4(2)	7	14	2(2)	2(3)	3	5	9	9	9	9	
1969-70	7	9	8	13	4-4-2	2-7-1	1	2(9)	5	5	7	5	6	2(4)	5	4	4	4	4	4	4	
1968-69	5	8	8	11	5-4-1	3-4-3	3	4	4	6	3	3	4	6	3(3)	8	2(2)	5	3(2)	3(3)	4	4
1967-68	7(2)	8	7	12(1)	3-5-2	6-3-1	4	7	6	10	9	2	1	5	5	3	3	3	3	3	3	
1966-67	6	6	6	6	3-5-2	6-0-0	4	4	4	7	6	12	11	6	12	5	6	6	6	6	6	
1965-66	6(3)	6	8	6	4-4-2	4-4-2	4	5	4	10	10	8	8	3	3	3	3	3	3	3	3	
1964-65	12	4	10(2)	6(2)	4-2-4	4-4-1	1	3(4)	7	4(2)	5(2)	9	3(2)	2(4)	4	4	4	4	4	4	4	
1963-64	5	11	7	11	6-4-0	6-2-2	0	4	6	3	4	6	10	3	4	2	3(3)	4	4	4	4	

*Did not play due to work stoppage

TEAM STREAKS & RECORDS FOR TORONTO FRANCHISE

Season	Highest Margins		Most Goals, 1 Game		Record		Hat		Overall Team Streaks			Home Team Streaks			Road Team Streaks			
	Victory	Defeat	For	Against	1st 10 Games	Last 10 Games	Tricks	Wins	Undef.	Losing	Wins	Undef.	Losing	Wins	Undef.	Losing	Wins	
1926/63	6(2)	4(2)	7	10(4)	45-1	5-3	2	5(2)	10	3	4	6	12	3	3(2)	4(2)	3(3)	4
1951/62	8	6	9	8	7-2-1	4-3-3	3	5	8	2(4)	5	7	13	1(5)	2(3)	5	4(2)	6
1950/61	6	6(2)	7	9	12	4-4-2	5-5	4	5	2(4)	5	8	1(6)	3	7	7	3(2)	4
1959/60	5	5(2)	7	9	5-3-2	6-3-1	0	4	6	5	4	9	2(2)	2(4)	3(2)	4(2)	5	5(2)
1958/59	6	6(2)	7(2)	12	3-7-0	7-3-0	1	5	6	3(2)	5	2(5)	5	2(2)	5	3	4	5
1957/58	7(2)	7(2)	9	9	3-6-1	1-8-1	5	3	5	8	9	2(2)	7	3(2)	6	2(2)	4	6
1956/57	13	4(3)	14	8	4-2-4	3-5-2	3	3	7	3(6)	9	2(3)	4	3	9	1(9)	5	3(4)
1955/56	5(2)	7	8	6	11(2)	4-5-1	0	4	5	6	7(2)	4	7	3	3(2)	2	3	5
1954/55	6	5	8	6	11	3-3-4	1	7	9	3	8(2)	4	5	1(10)	6	5	6	3
1953/54	6	5(2)	6(2)	7	10	4-4-2	3-5-2	0	4	8	3	4	9	18	2	3	2(2)	3
1952/53	5	4(4)	7	6(2)	12	6-3-1	4-5-1	1	4(2)	5	5	7	3(2)	8	2(3)	4	4	8
1951/52	6	5(2)	8	7	10	4-4-2	4-5-1	3	6	4	6	4	10	2(2)	5	2	7	5
1950/51	7(2)	3	8	5	9(3)	7-1-2	8-2-0	1	6	11	2(3)	4	5	6	2(2)	4	8	3
1949/50	8	6(2)	9	8	12	5-2-3	3-5-2	1	6	7	4	7(2)	11	2	6	4(2)	6	10
1948/49	6	5(3)	7	6(3)	9(2)	3-5-2	3-6-1	1	2(5)	6	3(2)	8	3(2)	7	2(2)	5	3	4
1947/48	7	5	12	7(2)	17	5-3-2	6-4-0	3	4	10	2(3)	4	6	14	1(3)	2	2(4)	9
1946/47	11	6	12	8	16	6-1-3	5-6-2	4	6	6(2)	3	6	5	5	2(2)	2(2)	4	6
1945/46	6	6	11	8	18-1	1-8-1	7	4	5	5(2)	6	3	3	3	4	2	3	4
1944/45	7(2)	5	11	8	16	8-2-0	5-3-2	5	6	6	4	7	3(2)	4	3	5	3(3)	3(3)
1943/44	9	5(2)	12	8(3)	15(2)	4-4-2	4-5-1	8	3(2)	3(2)	3	4	4	4	3	4	2	3
1942/43	8(2)	5	9	6	14	6-4-0	3-4-3	1	3	5	2(6)	5	5	8	2(2)	3	2	3(2)
1941/42	6(2)	5	8(3)	7(2)	14	8-2-0	4-6-0	2	6	6	2(4)	3(2)	7	7	2	2	2(3)	3
1940/41	6	3(5)	9	8	13	8-2-0	4-4-2	1	8	8	2(4)	4(2)	4	6	1(5)	2	7	4
1939/40	6	5	8(2)	6(2)	14	6-2-2	6-3-1	2	3(2)	6	3	3(4)	4	11	2	3	2(2)	2(2)
1938/39	6	6	9	8	13	4-4-2	5-3-2	3	4	5	3	6	4	7	2(2)	3(2)	2	4
1937/38	5(3)	4(2)	8	8	9	5-2-3	5-4-1	3	3(2)	16	2(3)	3(2)	4	6	3	3	3(2)	4
1936/37	5	4(2)	7	6	11	4-5-1	6-2-2	4	3(3)	4(2)	3	5	6	6	2(3)	2(4)	4	4
1935/36	7	3(4)	9	7	12	6-3-1	8-2-0	4	3(2)	5	5	7	10	4	2(4)	2(3)	2(3)	2(3)
1934/35	6	9	10	7(2)	13	8-1-0	8-2-0	5	6	8(2)	5	5	7	10	2(2)	1(5)	3(2)	6
1933/34	6	9	9	7(3)	9(2)	3-3-0	3-4-0	1	4	5	4	7	18	8	1(2)	1(2)	7	7
1932/33	6	7	7(2)	8	10	5-3-2	3-5-1	2	3(2)	5	4	8	11	2	4	3	2(3)	3(2)
1931/32	8(2)	7	8	14(2)	3-4-3	6-5-1	2	3(2)	5	2	5	8	8	1(4)	1(4)	3	2(2)	2(3)
1930/31	6	7	9	10	15	5-3-2	3-5-3	5	3	5(3)	3	3(2)	8	9	2	2(3)	4	6
1929/30	6(2)	7	9	10	16	3-5-3	3-5-3	2	3(3)	6	4	9	6	6	2(3)	6	2(2)	3
1928/29	5	4	5	6	9	5-5-0	4-4-2	1	3(2)	6	4	7	4	7	1(5)	5	2(2)	3
1927/28	5	8	6(2)	9	12	4-4-2	3-4-3	1	4	4	3	7	4	5	1(8)	5	2(2)	3
1926/27	6	4(4)	6(2)	5(3)	8	2-7-1	4(4)	0/6	2(2)	3	4(2)	6	2	2(3)	2(2)	2	2	5
1925/26	4(2)	5(2)	6	7(2)	11	2-7-1	3-6-1	0/6	2	3	4	5	6	6	2	2(4)	1	10
1924/25	9	7(2)	10	10	13	4-6-0	8-2-0	0/6	9	9	2(2)	9	9	5	5	4	4	2
1923/24	3	5(2)	5(2)	8	12	5-5-0	3(2)-0	0/6	3	3	4	4	2(3)	2	2	1(3)	1(3)	3
1922/23	5(2)	6	9	15	4-5-1	7-3-0	3-3-1	0/6	3	3	2(2)	3	7	7	1	2	1(3)	4
1921/22	4	6	9	9	15	5-5-0	5-4-1	0/6	3	3	3	4	4	1(4)	1(4)	2(2)	2(2)	3
1920/21	7	7	10(2)	8	9	5-5-0	5(2)	2	2	5	2	2	8	3	2	2	4	2
1919/20	9	7(2)	11(2)	14	21	5-5-0	6-4-0	0/6	4	4	3(2)	3(2)	3	3	2	4	4	6
1918/19	8	10	11	13	17-0	3(2)-0	3(2)-0	0/6	2	2	3(3)	3(3)	2	2	1(2)	0	0	9
1917/18	7	9(2)	11	18	5-5-0	6-4-0	0/6	4	4	2	2	2	7	1	1	2	2	4

Numbers in parentheses indicate the number of times the yearly high was reached that season. Team records are shown as white on black based only on Maple Leaf franchise (since 1927/28). Toronto Arenas (1917-1919) Toronto St. Patricks (1919-1927)

POSTPONED/RESCHEDULED GAMES

POSTPONED / RESCHEDULED GAMES

SEASON	ORIGINAL DATE	OPPONENT	NEW DATE	REASON	RESULT
1919-20	Dec. 30	vs. Montreal	Dec. 31	Play on New Year's Eve.	5-1 W
1919-20	Feb. 14	at Que. Bulldogs	Feb. 16	Play during Winter Carnival.	4-3 W
1920-21	Jan. 5	at Montreal	Jan. 17	Too warm for natural ice.	5-9 L
1920-21	Mar. 9	vs. Montreal	Mar. 7	End schedule early.	6-4 W
1920-21	Mar. 12	at Montreal	Feb. 28	End schedule early.	0-4 L
1921-22	Mar. 8	vs. Montreal	Mar. 7	End schedule early.	7-8 L
1924-25	Dec. 6	vs. Hamilton	Dec. 5	Kitchener vs. Varsity (SPA Cup)	3-10 L
1924-25	Feb. 11	at Boston	Feb. 10	Boston AA vs. Boston HC	5-1 W
1925-26	Jan. 2	vs. Ottawa	Jan. 1	Kitchener vs. Parkdale	3-0 W
1925-26	Jan. 16	vs. NY Americans	Jan. 15	Kitchener vs. Toronto CC	4-3 W
1925-26	Jan. 30	vs. Pit. Pirates	Jan. 29	Kitchener vs. Osgoode Hall	3-2 W
1925-26	Feb. 23	at Boston	Feb. 22	Play on George Washington's birthday.	1-2 L (OT)
1934-35	Feb. 26	at Chicago	Jan. 15	Golden Gloves boxing.	3-2 W
1935-36	Jan. 21	vs. Montreal	Feb. 20	Death of King George V.	2-1 W
1937-38	Jan. 9	at NY Rangers	Feb. 6	Ice show in Detroit caused rescheduling.	1-2 L
1940-41	Mar. 13	vs. NY Rangers	Jan. 9	Ice show.	3-2 W (OT)
1946-47	Oct. 31	at Montreal	Nov. 1	Travel concern. (Oct. 30 at CHI)	1-1 T
1951-52	Oct. 28	at Detroit	Oct. 29	Ice show.	2-2 T
1951-52	Feb. 6	vs. NY Rangers	Feb. 19	Death of King George VI.	3-3 T
1971-72	Oct. 13	vs. Detroit	Nov. 1	Death of Stafford Smythe.	6-1 W
1974-75	Oct. 29	vs. St. Louis	Nov. 25	Ali vs. Foreman (TV).	2-2 T
1974-75	Dec. 1	at Detroit	Feb. 9	Weather.	3-5 L
1975-76	Dec. 31	vs. Cal. Golden Seals	Jan. 1	Montreal vs. CSKA Moscow (TV).	5-1 W
1976-77	Feb. 7	at Buffalo	Feb. 14	Weather.	2-7 L
1977-78	Apr. 3	at Pittsburgh	Apr. 2	Academy Awards (TV).	3-6 L
1978-79	Jan. 14	at Chicago	Feb. 12	Weather.	5-2 W
1981-82	Dec. 6	at Boston	Jan. 21	Weather.	2-4 L
1982-83	Feb. 12	at Boston	Feb. 28	Weather.	3-6 L
1990-91	Nov. 15	at Detroit	Feb. 25	Ice show.	4-5 L (OT)
1991-92	Apr. 1	vs. NY Islanders	Apr. 12	NHLPA Strike.	2-6 L
1991-92	Apr. 4	vs. NY Rangers	Apr. 15	NHLPA Strike.	4-2 W
1991-92	Apr. 5	at Philadelphia	Apr. 13	NHLPA Strike.	2-6 L
1992-93	Oct. 7	vs. Washington	Oct. 6	Game 1 - ALCS (Blue Jays vs. Athletics)	5-6 L
1992-93	Apr. 1	at Philadelphia	Apr. 4	Arena damage caused rescheduling.	0-4 L
1994-95	Apr. 5	vs. Detroit	Apr. 7	Flooding in San Jose delayed Detroit.	2-4 L
1994-95	Apr. 7	vs. St. Louis	Apr. 5	Rescheduled to accommodate Detroit.	4-6 L
2000-01	Dec. 7	at St. Louis	Jan. 29	High school basketball tournament.	1-2 L

All-Time Record: 14-19-4-0

CONSECUTIVE GAMES VS. SAME OPPONENT IN SAME VENUE

SEASON	OPPONENT	FIRST GAME (RESULT)	SECOND GAME (RESULT)	HOME/ROAD	VENUE
1944-45	Detroit	Dec. 16 (1-1 T)	Dec. 23 (4-5 L)	Home	Maple Leaf Gardens
1949-50	Chicago	Jan. 4 (4-4 T)	Jan. 7 (5-2 W)	Home	Maple Leaf Gardens
1949-50	Chicago	Jan. 29 (4-0 W)	Feb. 1 (0-3 L)	Road	Chicago Stadium
1949-50	Boston	Feb. 5 (2-1 W)	Feb. 8 (3-1 W)	Road	Boston Garden
1965-66	NY Rangers	Nov. 28 (4-2 W)	Dec. 1 (2-2 T)	Road	Madison Square Garden
2005-06	Ottawa	Jan. 21 (0-7 L)	Jan. 23 (3-4 L)	Road	Corel Centre
2005-06	Montreal	Mar. 23 (1-5 L)	Mar. 25 (2-6 L)	Road	Bell Centre
2005-06	Buffalo	Apr. 1 (7-0 W)	Apr. 3 [2-3 L (SO)]	Home	Air Canada Centre

CHRISTMAS DAY GAMES

YEAR	OPPONENT	RESULT
1920	vs. Montreal	5-4 W
1924	at Hamilton	1-8 L
1926	at Pit. Pirates	2-3 L
1928	vs. Mtl. Maroons	4-1 W
1929	at Boston	2-6 L
1930	at Det. Falcons	1-10 L
1934	at Montreal	6-2 W
1937	vs. Detroit	1-1 T
1939	at NY Rangers	1-4 L
1940	at Detroit	2-3 L
1941	vs. Boston	2-0 W
1943	vs. NY Rangers	3-5 L
1944	at Detroit	4-6 L
1945	at Detroit	3-6 L
1946	at Detroit	2-1 W
1947	at Montreal	3-0 W
1948	vs. Detroit	2-1 W
1949	at NY Rangers	1-3 L
1954	vs. Detroit	2-3 L
1955	at Detroit	1-1 T
1957	vs. Montreal	5-4 W
1958	at Detroit	2-0 W
1960	at Boston	4-1 W
1961	at Chicago	3-3 T
1962	at Detroit	1-2 L
1963	at Boston	5-1 W
1964	at Chicago	3-3 T
1965	vs. Chicago	5-3 W
1966	at Boston	4-2 W
1967	at Detroit	3-1 W
1968	at Chicago	4-3 W
1970	at Min. North Stars	3-6 L
1971	vs. Detroit	5-3 W

All-Time Record: 16-13-4
Home Record: 7-2-1
Away Record: 9-11-3

BOXING DAY GAMES

YEAR	OPPONENT	RESULT
1917	vs. Montreal	7-5 W
1918	at Ottawa	2-5 L
1923	at Hamilton	2-1 W
1925	vs. Mtl. Maroons	0-2 L
1931	vs. Montreal	0-2 L (OT)
1933	at Boston	2-2 T
1935	at Montreal	2-0 W
1936	vs. Boston	1-2 L
1937	at Detroit	3-1 W
1938	at NY Rangers	2-0 W
1942	vs. Boston	7-2 W
1945	vs. Montreal	2-4 L
1946	at Montreal	1-4 L
1951	vs. Montreal	2-3 L
1953	vs. Detroit	4-2 W
1954	at Detroit	1-1 T
1956	vs. Montreal	1-0 W
1959	vs. NY Rangers	4-0 W
1962	vs. Detroit	5-4 W
1964	vs. Chicago	3-5 L
1965	at Chicago	1-1 T
1968	at Montreal	2-4 L
1969	at St. Louis	1-3 L
1970	vs. Philadelphia	9-1 W
1971	at Boston	1-3 L
1973	vs. Montreal	9-2 W
1976	at Pittsburgh	2-4 L
1977	vs. Pittsburgh	4-5 L
1978	at NY Islanders	1-5 L
1979	vs. Washington	2-8 L
1981	vs. Detroit	8-3 W
1983	vs. Detroit	6-2 W
1984	at Buffalo	0-6 L
1985	at Detroit	5-4 W

BOXING DAY GAMES (CONT'D)

1986	at Detroit	2-4 L
1987	vs. Montreal	2-4 L
1988	vs. NY Islanders	3-4 L
1989	at Boston	4-6 L
1991	at Pittsburgh	1-12 L
1992	vs. Detroit	1-5 L
1997	at Detroit	1-4 L
1998	vs. Montreal	1-2 L
2000	at Atl. Thrashers	3-5 L
2001	at Carolina	3-4 L
2003	at NY Rangers	6-5 W (OT)
2005	vs. New Jersey	2-1 W
2006	vs. Minnesota	4-3 W
2007	at NY Islanders	3-4 L (OT)
2008	at NY Islanders	1-4 L
2009	vs. Montreal	2-3 L (OT)
2010	at New Jersey	4-1 W

All-Time Record: 19-27-3-2
Home Record: 12-12-0-1
Away Record: 7-15-3-1

NEW YEAR'S DAY GAMES

YEAR	OPPONENT	RESULT
1926	vs. Ottawa	3-0 W
1927	vs. Mtl. Maroons	0-3 L
1929	vs. NY Rangers	2-3 L
1930	vs. Mtl. Maroons	5-3 W
1931	vs. NY Americans	2-0 W
1933	at Detroit	2-2 T
1934	at Chicago	2-1 W
1935	vs. Detroit	0-1 L
1938	vs. Montreal	6-4 W
1939	at NY Americans	1-5 L
1942	at NY Rangers	3-3 T
1944	at Boston	5-2 W
1946	at Chicago	1-3 L
1947	vs. Detroit	2-1 W
1948	vs. Montreal	2-1 W
1949	vs. Montreal	5-3 W
1950	at Detroit	0-5 L
1953	at Boston	1-5 L
1955	vs. Chicago	2-2 T
1961	at NY Rangers	4-1 W
1963	at Boston	0-3 L
1965	at Boston	0-3 L
1966	vs. Boston	6-3 W
1967	at NY Rangers	2-1 W
1969	vs. Oak. Seals	7-3 W
1972	vs. Montreal	5-2 W
1975	vs. Cal. Golden Seals	3-3 T
1976	vs. Cal. Golden Seals	5-1 W
1977	vs. Washington	3-1 W
1983	vs. Hfd. Whalers	7-5 W
1986	vs. Montreal	3-2 W
1989	at Chicago	3-3 T
1994	vs. Los Angeles	4-7 L
1996	at Dallas	1-0 W
1998	at Chicago	3-3 T
2000	at Buffalo	1-8 L
2004	at Boston	2-3 L
2007	vs. Boston	5-1 W
2008	vs. Tampa Bay	4-3 W (SO)
2009	vs. Buffalo	1-4 L
2011	at Ottawa	5-1 W
2014	at Detroit (Winter Classic)	3-2 W (SO)

All-Time Record: 23-13-6-0
Home Record: 16-5-2-0
Road Record: 7-8-4-0

OTHER HOLIDAY GAME RECORDS

Remembrance Day: 14-17-4-1
St. Patrick's Day: 18-14-3-1

ALL-TIME PLAYER TRANSACTIONS

1926-27 Season Through 2014

Acquired:

- 1926** **Harold Henderson** from Detroit for Pete Bellefeuille (Dec.)
- 1928** **Lorne Chabot** and **Alex Gray** from NY Rangers for Butch Keeling and John Roach
- 1928** **Eddie Rodden** from Chicago for Bert McCaffery to Pittsburgh; (Ty Arbour from Pittsburgh to Chicago) (Dec.)

1930s

Acquired:

- 1930** **Frank Nighbor** from Ottawa for Dan Cox (Jan.)
- 1930** **King Clancy** from Ottawa for Art Smith, Eric Pettinger and \$35,000 (Oct. 10)
- 1933** **George Hainsworth** from Montreal for Lorne Chabot
- 1938** **Doc Rommes** from Chicago for Bill Thoms (Dec.)
- 1939** **David "Sweeney" Schriener** from NY Americans for Murray Armstrong, Buzz Boll, Harvey "Busher" Jackson and Doc Romnes

1940s

Acquired:

- 1942** **Babe Pratt** from NY Rangers for Dudley Ganett and Hank Goldup
- 1943** **Ted Kennedy** from Montreal for rights to Frankie Eddolls (Feb. 28)
- 1946** **Harry Watson** from Detroit for Billy Taylor
- 1947** **Max Bentley** and **Cy Thomas** from Chicago for Gus Bodnar, Ernie Dickens, Bob Goldham, Bud Poile and Gave Stewart (Nov. 2)
- 1948** **Cal Gardner** and **Bill Juzda** from NY Rangers for Wally Stanowski and Rene Trudel

1950s

Acquired:

- 1950** **Leo Boivin**, **Fern Flaman**, **Phil Maloney** and **Ken Smith** from Boston for Bill Ezinicki and Vic Lynn (Nov. 16)
- 1952** **Jim Morrison** from Boston for Fleming MacKell (Jan. 9)
- 1952** **Harry Lumley** from Chicago for Cal Gardner, Roy Hannigan, Gus Mortson and Al Rollins (Sept. 11)
- 1953** Max Bentley purchased from Toronto by NY Rangers
- 1954** **Dave Creighton** from Boston for Fern Flaman (Jul. 20)
- 1954** **Jack Price** from Chicago for Ray Timgren (Oct. 4)
- 1954** **Joe Klukay** from Boston for Leo Boivin (Nov. 9)
- 1958** **Allan Stanley** from Boston for Jim Morrison (Oct. 8)
- 1959** **Frank Roggeveen** and **Johnny Wilson** from Detroit for Barry Cullen (Jun. 9)

1960s

Acquired:

- 1960** **Red Kelly** from Detroit for Marc Reaume (Feb. 10)
- 1960** **Stan Smrke** from Montreal for Al MacNeil (Jun.)
- 1960** **Eddie Shack** from NY Rangers for Pat Hannigan and Johnny Wilson (Nov. 7)
- 1961** **Don Simmons** from Boston for Ed Chadwick (Jan. 31)
- 1962** **Kent Douglas** from Springfield (AHL) for Jim Wilcox, Roger Cote, Wally Boyer, Bill White and Don Mattussi (Jun.)
- 1964** **Andy Bathgate** and **Don McKenney** from NY Rangers for Arnie Brown, Bill Collins, Dick Duff, Bob Nevin and Rod Seiling (Feb. 22)

- 1964** **Terry Sawchuk** claimed from Detroit (Jun. 10)
- 1964** **Ed Ehrenverth** and **Duane Rupp** from NY Rangers for Lou Angotti and Ed Lawson (Jun. 25)
- 1965** **Aut Erickson**, **Larry Jeffrey**, **Ed Joyal**, **Lowell MacDonald** and **Marcel Pronovost** from Detroit for Andy Bathgate, Bill Harris and Gary Janet (May 20)
- 1965** **Andy Heberton**, **Orland Kurtenbach** and **Pat Stapleton** from Boston for Ron Stewart (Jun. 8)
- 1965** **Bruce Gamble**, from Springfield (AHL) for Larry Johnston and Bill Smith (Sept.)
- 1967** **Murray Oliver** and cash from Boston for Eddie Shack (May 15)
- 1967** **Bryan Hextall** and **J.P. Parise** from Oakland for Gerry Ehman (Oct. 3)
- 1968** **Paul Henderson**, **Floyd Smith** and **Norm Ullman** from Detroit for Frank Mahovich, Peter Sternkowski, Garry Unger and the rights to Carl Brewer (Mar. 3)
- 1968** **Pat Quinn** purchased from St. Louis (Mar. 25)
- 1968** **Pierre Pilote** from Chicago for Jim Pappin (May 23)
- 1969** **Forbes Kennedy** and **Brit Selby** from Philadelphia for Mike Beyers and Gery Meehan (Mar. 2)
- 1969** **Jim Harrison** from Boston for Wayne Carleton (Dec. 10)

1970s

Acquired:

- 1970** **Guy Trottier**, **Denis Dupere** and **Jacques Plante** from NY Rangers for Tim Horton (Mar. 3)
- 1970** **Brian Conacher** and **Terry O'Malley** from Minnesota for Murray Oliver (May 22)
- 1970** **Garry Monahan** and **Brian Murphy** from Los Angeles for Bob Pulford (Sept 3)
- 1970** **Bob Baun** from St. Louis for Brit Selby (Nov. 13)
- 1971** **Bernie Parent** and Philadelphia's 2nd Round Draft Choice in the 1971 Amateur Draft (**Rick Kehoe**) from Philadelphia for Bruce Gamble, Mike Walton and Toronto's 1st Round Choice in 1971 Amateur Draft (Pierre Plante) (Feb. 1)
- 1972** **Pierre Jarry** from NY Rangers for Jim Dorey (Feb. 20)
- 1973** 1st Round Draft Choice in draft (**Ian Turnbull**) and future considerations (**Ed Johnston**) from Boston for Jacques Plante and Toronto's 1st Round choice in 1973 amateur draft (Doug Gibson) (Mar. 3)
- 1973** **Dunc Wilson** from Vancouver for Murray Heatley and Larry McIntyre (May 29)
- 1973** 1st Round Amateur Draft Selection (**Bob Neely** and (**Doug Favell**) from Philadelphia for 2nd Round Selection (Larry Goodenough) and the rights to Bernie Parent (Jul. 27)
- 1973** **Tim Ecclestone** from Detroit for Pierre Jarry (Nov. 29)
- 1974** **Bill Flett** from Philadelphia for Dave Fortier and Randy Osburn (May 27)
- 1974** **Gary Sabourin** from St. Louis for Ed Johnston (May 27)
- 1974** **Blaine Stoughton** and future considerations from Pittsburgh for Rick Kehoe (Sept. 13)
- 1974** **Dave Dunn** from Vancouver for John Grisdale and Garry Monahan (Oct. 16)
- 1974** **Rod Seiling** from Washington for Willie Brossart and Tim Ecclestone (Nov. 2)
- 1975** **Wayne Thomas** from Montreal for 1st Round Selection in 1976 Amateur Draft (Peter Lee) (Jun. 17)
- 1975** **Stan Weir** from California for Gary Sabourin (Jun. 20)
- 1975** **Greg Hubick** from Montreal for Doug Jarvis (Jun. 26)

- 1977 **Tracy Pratt** from Colorado for 3rd Round Draft Choice in 1977 Amateur Draft (Randy Pierce) (Mar. 8)
- 1977 2nd Round Draft choice (**Bob Gladney**) from Chicago for the rights to Jim Harrison (Sept. 28)
- 1977 **Jerry Butler** from St. Louis for Inge Hammarstrom (Nov. 1)
- 1978 **Dan Maloney** and 2nd Round Draft Choice in 1980 Entry Draft (**Craig Muni**) from Detroit for Errol Thompson and Toronto's 1st Round Choice (Brent Peterson) and 2nd Round Choice (Al Jensen) in 1978 Amateur Draft and 1st Round Choice in 1980 Entry Draft (Mike Blaisdell) (Mar. 13)
- 1978 **Dave Burrows** from Pittsburgh for Randy Carlyle and George Ferguson (Jun. 14)
- 1978 **Dave Hutchison** and **Lorne Stamler** from Los Angeles for Scott Garland, Brian Glennie, Kurt Walker, Toronto's 2nd Round Choice in the 1979 Entry Draft (Mark Hardy) (Jun. 14)
- 1978 **Paul Harrison** from Minnesota for 4th Round Choice in 1981 Entry Draft (Terry Tait) (Jun. 14)
- 1978 **Walt McKechnie** from Minnesota for 3rd Round Choice in the 1980 Entry Draft (Randy Velischeck) (Oct. 5)
- 1978 2nd Round Draft Choice (**Gary Varemchuk**) from Colorado for Jack Valiquette (Oct. 19)
- 1979 **Paul Gardner** from Colorado for Don Ashby and Trevor Johansen (Mar. 13)
- 1979 **Reg Thomas** from Edmonton for 6th Round Draft Choice in 1981 Entry Draft (Steve Smith) (Dec. 13)
- 1979 **Dave Farrish** and **Terry Martin** from Quebec for Reg Thomas (Dec. 13)
- 1979 **Bob Stephenson** from Hartford for Pat Boutette (Dec. 24)
- 1979 **Pat Hickey** and **Wilf Paiement** from Colorado Rockies for Lanny McDonald and Joel Quenneville (Dec. 29)

1980s

Acquired:

- 1980 **Pat Ribble** from Chicago for Dave Hutchinson (Jan. 10)
- 1980 **Mike Kaszycki** from Washington for Pat Ribble (Feb. 16)
- 1980 **Bill Derlago** and **Rick Vaive** from Vancouver for Jerry Butler and Dave "Tiger" Williams (Feb. 18)
- 1980 3rd Round Choice in 1980 Entry Draft (**Fred Boimistruck**) from Colorado for Walt McKechnie (Mar. 3)
- 1980 **Dave Shand** and 3rd Round Draft Choice in 1980 Entry Draft (**Torrie Robertson** - Toronto transferred this choice to Washington from Calgary for 2nd Round Draft Choice in 1980 Entry Draft (Kevin LaVallee) Jun. 10)
- 1980 **Tim Coulis**, **Robert Picard** and 2nd Round Draft Choice in 1980 Entry Draft (**Bob McGill**) from Washington for Mike Palmateer and Toronto's 3rd Round Choice in 1980 Entry Draft (Torrie Robertson) (Jun. 11)
- 1980 **Kim Davis** and **Paul Marshall** from Pittsburgh for Dave Burrows and Paul Gardner (Nov. 18)
- 1980 **Jim Rutherford** from Detroit for Mark Kirton (Dec. 4)
- 1981 **Rene Robert** from Colorado for 3rd Round Choice in 1981 Entry Draft (Ulrich Hiemer) (Jan. 30)
- 1981 **Michel Larocque** from Montreal for Robert Picard (Mar. 10)
- 1981 5th Round Draft Choice in the 1981 Entry Draft (**Barry Brigley**) from Los Angeles for Jim Rutherford (Mar. 10)
- 1981 **Ron Zanussi** and 3rd Round Draft Choice (**Ernie Godden**) from Minnesota for 2nd Round Draft Choice in 1981 Entry Draft (Dave Donnelly) (Mar. 10)

- 1981 **Don Luce** from Los Angeles for Bob Gladney and Toronto's 6th Round Choice in 1983 Entry Draft (Joel Billargeon) (Aug. 10)
- 1981 5th Round Choice in 1982 Entry Draft (**Sylvain Charland**) from NY Rangers for Pat Hickey (Oct. 16)
- 1981 **John Gibson** and **Billy Harris** from Los Angeles for Ian Turnbull (Nov. 11)
- 1982 **Rich Costello**, 2nd Round Choice in 1982 Entry Draft (**Peter Innaack**) and future considerations (**Ken Strong**) from Philadelphia for Darryl Sittler (Jan. 20)
- 1982 6th Round Choice in 1982 Entry Draft (**Craig Kales**) from Pittsburgh for Greg Hotham (Feb. 3)
- 1982 **Walt Poddubny** and **Phil Drouillard** from Edmonton for Laurie Boschman (Mar. 8)
- 1982 **Jim Korn** from Detroit for 4th Round Draft Choice in 1982 Entry Draft (CraigCoxe) and 5th Round Choice in 1983 Entry Draft (Joey Kocur) (Mar. 8)
- 1982 **Miroslav Frycer** and 7th Round Draft Choice in 1982 Entry Draft (**Jeff Triano**) from Quebec for Wilf Paiement (Mar. 9)
- 1982 Future Considerations from Hartford for Paul Marshall (Oct. 5)
- 1982 **Greg Terrion** from Los Angeles for 4th Round Draft Choice in 1983 Entry Draft (David Korol - later transferred to Detroit) (Oct. 19)
- 1982 **Dan Daoust** from Montreal for 3rd Round Choice in 1984 Entry Draft (Ken Hodge - later transferred to Minnesota) (Dec. 17)
- 1982 **Gaston Gingras** for 2nd Round Choice in 1986 Entry Draft (Benoit Brunet).
- 1983 **Rick St. Croix** from Philadelphia for Michel Larocque (Jan. 11)
- 1983 **Reid Bailey** from Edmonton for Serge Boisvert (Jan. 15)
- 1983 **Basil McRae** from Quebec for Richard Turmel (Aug. 12)
- 1983 **Pat Graham** and **Nick Ricci** from Pittsburgh for Rocky Saganik and Vincent Tremblay (Aug. 15)
- 1983 **Lee Norwood** from Washington for Dave Shand (Oct. 6)
- 1984 **Bill Root** and 2nd Round Choice in 1986 Entry Draft (**Darryl Shannon**) from Montreal for Dom Campedelli (Aug. 21)
- 1985 **Larry Landon** from Montreal for Gaston Gingras (Feb. 14)
- 1985 **Don Edwards** from Calgary for 4th Round Choice in 1987 Entry Draft (Tim Harris) (May 29)
- 1985 **Brad Maxwell** from Quebec for John Anderson (Aug. 21)
- 1985 **Chris Kotsopoulos** from Hartford for Stewart Gavin (Oct. 7)
- 1985 **Tom Fergus** from Boston for Bill Derlago (Oct. 11)
- 1986 **Mike Allison** from NY Rangers for Walt Poddubny (Aug. 18)
- 1986 **Terry Johnson** from Calgary for Jim Korn (Oct. 3)
- 1986 5th Round Draft Choice in 1988 Entry Draft (**Leonard Esau**) from Vancouver for Brad Maxwell (Oct. 3)
- 1986 **Rick Lanz** from Vancouver for Jim Benning and Dan Hodgson (Dec. 2)
- 1987 **Mark Osborne** from NY Rangers for Jeff Jackson and 3rd Round Draft Choice in 1989 Entry Draft (Rob Zamuner) (Mar. 5)
- 1987 **Ed Olczyk** and **Al Secord** from Chicago for Bob McGill, Steve Thomas and Rick Vaive (Sept. 4)
- 1987 **Dave Semenko** from Hartford for Bill Root (Sept. 9)
- 1987 **Dale Degray** from Calgary for future considerations (Oct.)
- 1987 **Sean McKenna** from Los Angeles for Mike Allison (Dec. 14)
- 1988 **Brian Curran** from NY Islanders for 6th Round Choice in 1988 Entry Draft (Pavel Gross) (Mar. 8)

ALL-TIME PLAYER TRANSACTIONS

1988 **Darren Veitch** from Detroit for Miroslav Frycer (Jun. 10)
1988 **Bill Root** from Philadelphia for Mike Stothers (Jun. 21)
1988 **John Kordic** from Montreal for Russ Courtnall (Nov. 7)
1989 5th Round Draft Choice in 1989 Entry Draft (**Keith Carney**) from Philadelphia for Al Secord (Feb. 7)
1989 **Ken Hammond** from Denver Rangers (IHL) (Feb. 18) in return for earlier loan of Chris McRae to Denver (Jan. 30)
1989 **Paul Lawless** from Vancouver for Peter Deboer (Feb. 25)
1989 1st Round Choice in the 1989 Entry Draft (**Rob Pearson**) from Philadelphia and 1st Round Choice in the 1989 Entry Draft (obtained by Philadelphia from Calgary in trade for Brad McCrimmon, Aug. 26, 1987) (**Steve Bancroft**) from Philadelphia for Ken Wregget (Mar. 6)
1989 **Rob Ramage** from Calgary for 2nd Round Draft Pick in 1989 Entry Draft (Kent Manderville) (Jun. 16)
1989 **Lou Franceschetti** from Washington for a 5th Round Draft Pick in the 1990 Entry Draft (Mark Oumet) (Jun. 29)
1989 6th Round Choice in the 1991 Entry Draft from Philadelphia for Jiri Latal (Aug. 22)
1989 **Mark Laforest** from Philadelphia for the Flyers 6th Round Draft Pick in the 1991 Entry Draft (obtained for Jiri Latal) and a 5th Round Draft Pick in the 1991 Entry Draft (Sept. 8)
1989 **Tom Kurvers** from New Jersey for 1st Round Draft Pick in the 1991 Entry Draft (Scott Niedermayer) (Oct. 16)
1989 **Gilles Thibaudeau** and **Mike Stevens** from NY Islanders for Jack Capuano, Paul Gagne and Derek Laxdal (Dec. 20)
1989 4th Round Choice in 1990 Entry Draft (**Greg Walters**) from Edmonton for Vladimir Ruzicka (Dec. 21)

1990s

1990 **Kevin Maguire** and an 8th Round Draft Pick in 1991 (**Dmitri Mironov** from Philadelphia) for a 3rd Round Choice in the 1990 Entry Draft (Al Kinisky) (Jun. 16)
1990 **Greg Johnston** from NY Rangers for Mark Laforest and Tie Domi (Jun. 29)
1990 **Mike Krushelnyski** from Los Angeles for John McIntyre (Nov. 9)
1990 **Robert Cimetta** from Boston for Steve Bancroft (Nov. 9)
1990 **Dave Ellett** and **Paul Fenton** from Winnipeg for Ed Olczyk and Mark Osborne (Nov. 10)
1990 **Michel Petit**, **Lucien DeBlois** and **Aaron Broten** from Quebec for Scott Pearson and a 2nd round pick in 1991 (transferred to Washington - Eric Lavigne) and 1992 (Toumas Gronman) (Nov. 17)
1990 **Mike Foligno** and Buffalo's 8th Round Choice in 1991 Entry Draft (**Tomas Kucharcik**) for Lou Franceschetti and Brian Curran (Dec. 17)
1991 **Brian Bradley** from Vancouver for Tom Kurvers (Jan. 12)
1991 **Peter Zedel** and **Bob Rouse** from Washington for Al Iaffrate (Jan. 16)
1991 **Todd Hawkins** from Vancouver for Brian Blad (Jan. 22)
1991 5th Round Choice in the 1991 Entry Draft (**Alexei Kudashov**) from Washington for Paul Fenton and John Kordic (Jan. 24)
1991 8th Round Choice in the 1991 Entry Draft (**Robb McIntyre**) from Detroit for Brad Marsh (Feb. 5)
1991 6th Round Choice in the 1991 Entry Draft (**Alexander Kuzminsky**) from Detroit for Allan Bester (Mar. 5)
1991 **Keith Osborne** from St. Louis for Darren Veitch (Mar. 5)
1991 **Robert Mendel** from Washington for Bobby Reynolds (Mar. 5)

1991 **Mike Bullard** from Philadelphia for future considerations (Jul. 26)
1991 **Grant Fuhr**, **Glenn Damphouse**, and **Craig Berube** from Edmonton for Vincent Damphouse, Peter Ing, Scott Thornton, Luke Richardson (Sept. 19)
1991 **Ken Linseman** from Edmonton for cash (Oct. 7)
1991 Cash from Vancouver for Tom Fergus (Dec. 18)
1991 **Guy Larose** from NY Rangers for Mike Stevens (Dec. 26)
1992 **Doug Gilmour**, **Jamie Macoun**, **Ric Nattress**, **Rick Wamsley** and **Kent Manderville** from Calgary for Gary Leeman, Michel Petit, Jeff Reese, Craig Berube and Alexander Godnyuk (Jan. 2)
1992 **Mark Ferner** from Washington for 12th round draft choice in 1992 (Feb. 27)
1992 5th Round Draft Choice in the 1992 Entry Draft (**Chris Deruiter**) from Buffalo for Dave Hannan (Mar. 10)
1992 **Ken Baumgartner** and **Dave McLlwain** from NY Islanders for Daniel Marois and Claude Loiselle (Mar. 10)
1992 **Mark Osborne** from Winnipeg for Lucien DeBlois (Mar. 10)
1992 Cash from Calgary for Todd Gillingham (Jun. 2)
1992 **Brad Marsh** from Detroit for future considerations (Jun. 5)
1992 **Jarmo Myllys** from San Jose for cash (Jun. 15)
1992 NY Islanders' first and second round choices in 1992 Entry Draft (**Brandon Convery** and 2nd round pick later traded to Washington) (Jim Carey) in exchange for Toronto's first round choice in 1992 Entry Draft (Darius Kasparaitis) (Jun. 20).
1992 Future considerations from Ottawa for Brad Marsh (Jul. 20)
1992 **Ken McRae** from Quebec for Len Esau (Jul. 21)
1992 **Sylvain Lefebvre** from Montreal for Toronto's third round draft choice in 1994 (Martin Belanger) (Aug. 20)
1992 **Bob McGill** claimed on waivers from Tampa Bay Lightning (Sept. 9).
1992 **John Cullen** from Hartford for a second round draft choice in 1993 (traded to San Jose - Vlastamil Kroupa) (Nov. 24)
1992 **Bill Berg** claimed on waivers from NY Islanders (Dec. 3).
1993 **Dave Andreychuk** and **Daren Puppa** and a first round pick in 1993 (**Kenny Jonsson**) from Buffalo for Grant Fuhr and Toronto's 6th round pick in 1995 (Feb. 2).
1993 **Brad Miller** from Ottawa in exchange for Toronto's ninth round selection in the 1993 Entry Draft (Pavol Demitra) (Feb. 26).
1993 Joe Sacco selected by Anaheim and Daren Puppa chosen by Florida in the 1993 Expansion Draft (Jun. 24).
1993 Future considerations from Florida for Dave Tomlinson (Aug. 3).
1993 Future considerations from Winnipeg for Kevin McClelland (Aug. 12)
1993 **Daniel Jardevmyr** from Winnipeg for future considerations (Aug. 25).
1993 **Todd Gillingham** and **Paul Holden** from Calgary in exchange for Jeff Perry and Brad Miller (Sept. 2).
1993 **Chris Govedaris** signed as free agent from Hartford (Sept. 7).
1993 Future considerations from Florida for Mike Foligno (Nov. 5).
1993 **Greg Smyth** from Florida for future considerations (Dec. 7).
1994 Guy Larose claimed on waivers by Calgary (Jan. 1).
1994 Greg Smyth claimed on waivers by Chicago (Jan. 8).
1994 **Mark Greig** and a 6th round draft pick in 1995 (**Doug Bonner**) from Hartford for Ted Crowley (Jan. 25).

- 1994** **Pat Jablonski** from Tampa Bay for future considerations (Feb. 21).
- 1994** **Ken Belanger** from Hartford for a 9th round pick (Matt Ball) in 1994 (Mar. 18).
- 1994** **Mike Gartner** from NY Rangers for Glenn Anderson, Scott Malone and 4th round pick (Alexander Korobolin) in 1994 (Mar. 21).
- 1994** **Trent Cull** and **Mark Kolesar** signed as free agents (Jun. 3).
- 1994** **Mats Sundin, Garth Butcher, Todd Warriner** and Quebec's 1st round pick in 1994 (traded to Washington - Nolan Baumgartner) for Wendel Clark, Sylvain Lefebvre, Landon Wilson and Toronto's 1st round pick in 1994 (Jeffrey Kealty)(Jun. 28).
- 1994** **Mike Ridley** and Washington's 1st round pick in 1994 (**Eric Fichaud**) for Rob Pearson and Toronto's 1st round pick in 1994 (Nolan Baumgartner) (Jun. 28).
- 1994** NY Islanders third round pick in 1994 (**Fredrik Modin**) for Toronto's second-round pick in 1995 (D.J. Smith) (Jun. 28).
- 1994** Fourth round pick in 1996 from Los Angeles for Yanic Perreault (Jul. 14).
- 1994** **Mike Craig** signed as a free agent (Jul. 29).
- 1994** Peter Zezel and Grant Marshall awarded to Dallas as equalization for Toronto's signing of Mike Craig (Aug. 10).
- 1994** **Terry Yake** from Anaheim for David Sacco (Sept. 28).
- 1994** **Dixon Ward, Guy Leveque, Shayne Toporowski** and **Kelly Fairchild** from Los Angeles in exchange for Eric Lacroix, Chris Snell and a fourth round pick in the 1996 Entry Draft (Eric Belanger) (Oct. 3)
- 1995** **Randy Wood** claimed from Buffalo in NHL Waiver Draft (Jan. 18)
- 1995** **Warren Rychel** obtained from Washington, who was obtained from Los Angeles earlier that day, for Toronto's fourth round selection in 1995 (Sebastien Charpentier) (Feb. 10)
- 1995** **Gord Kruppke** (with Adirondack of the AHL) from Detroit for Chris Govedaris (with Milwaukee of the IHL) (Feb. 17)
- 1995** **Rich Sutter** from Tampa Bay for future considerations (Mar. 13)
- 1995** **Benoit Hogue** and NY Islanders' third round pick in 1995 (**Ryan Pepperal**) and fifth round pick in 1995 (**Brandon Sugden**) for junior Eric Fichaud (Apr. 6)
- 1995** **Paul DiPietro** from Montreal for a fourth round draft selection in 1996 (Kim Staal) (Apr. 6).
- 1995** A sixth round pick in 1996 from Calgary for Nikolai Borschevsky (**Chris Bogas**) (Apr. 6)
- 1995** **Grant Jennings** from Pittsburgh for Drake Berehowsky (Apr. 7)
- 1995** **Tie Domi** from Winnipeg for Mike Eastwood and Toronto's third round selection in 1995 (Brad Isbister) (Apr. 7).
- 1995** **Sergio Momesso** from Vancouver for Mike Ridley (Jul. 8).
- 1995** **Larry Murphy** from Pittsburgh for Dmitri Mironov and Toronto's second round pick in 1996 (transferred to New Jersey - Joshua Dewolf) (Jul. 8).
- 1995** **Rob Zettler** from Philadelphia for a fifth round draft pick in 1996 (Per-Ragna Bergquist) (Jul. 8).
- 1995** **Mike Hudson** signed as a free agent from Pittsburgh (Aug. 28).
- 1995** **Dmitry Yushkevich** and Philadelphia's second round pick in 1996 (**Francis Larivee**) for Toronto's first round pick in 1996 (Dainius Zubrus), second pick in 1997 (Jean-Marc Pelletier), and LA's fourth round pick in 1996 (transferred back to Los Angeles - Mikael Simons) acquired in 1994 Yanic Perreault trade (Aug. 30).
- 1995** **Brent Gretzky** signed as a free agent (Sept. 8).
- 1995** Pat Jablonski claimed by St. Louis in NHL Waiver Draft. Future considerations from Colorado for Warren Rychel (Oct. 2).
- 1995** **Peter White** and 1996 4th round pick from Edmonton for Kent Manderville (Dec. 4).
- 1996** Mike Hudson claimed on waivers by St. Louis (Jan. 4).
- 1996** Damian Rhodes and Ken Belanger traded to the NY Islanders in exchange for **Kirk Muller**. New York then dealt Rhodes and Wade Redden to Ottawa in exchange for Bryan Berard and Martin Straka. Toronto received **Don Beaupre** from the Senators. (Jan. 23).
- 1996** **Dave Gagner** and Dallas' sixth round pick in 1996 (**Dmitri Yakushin**) for Randy Wood and Benoit Hogue. (Jan. 28).
- 1996** **Nick Kypreos** and **Wayne Presley** from NY Rangers for Bill Berg and Sergio Momesso. (Feb. 29).
- 1996** **Wendel Clark, Mathieu Schneider** and unsigned junior **Denis (D.J.) Smith** from the NY Islanders for Kenny Jonsson, Darby Hendrickson, junior Sean Haggarty and the Leafs' 1st round selection in 1997 (Roberto Luongo) (Mar. 13).
- 1996** A 2nd round selection in the 1996 Entry Draft (**Marek Posmyk**) and New Jersey's 4th round selection in 1998 (transferred to Edmonton - Kristian Antila) for Dave Andreychuk (Mar. 13).
- 1996** A fourth round pick in 1996 (transferred to Montreal - Kim Staal) from Anaheim for Ken Baumgartner (Winnipeg's draft selection from Selanne trade on Feb. 7) (Mar. 20).
- 1996** **Jamie Baker** and San Jose's fifth round draft pick (**Peter Cava**) for Todd Gill (Jun. 14).
- 1996** A 4th round pick in 1996 (**Vladmir Antipov**) from Phoenix for Mike Gartner (Jun. 22).
- 1996** A 3rd round pick in 1996 (**Mike Lankshear**), from Calgary for Dave Gagner (Jun. 22).
- 1996** **Scott Pearson** signed as a free agent (Jul. 24).
- 1996** **Daniel Marois** signed as a free agent. (Aug. 20).
- 1996** **Greg Smyth** signed as a free agent. (Aug. 22).
- 1996** **Darby Hendrickson** acquired from NY Islanders in exchange for a conditional 1998 mid round draft pick (Jiri Dopita) (Oct. 11)
- 1996** Ralph Intranuovo claimed by Edmonton off waivers (Oct. 25)
- 1996** **Tom Pederson** signed as a free agent (Dec. 13).
- 1997** **Craig Wolanin** obtained from Tampa Bay in exchange for Toronto's 1998 third round draft pick (transferred to Edmonton - Alex Henry) (Jan. 31)
- 1997** **Jason Smith, Steve Sullivan** and **Alyn McCauley** from New Jersey in exchange for Doug Gilmour, Dave Ellett and a 1999 3rd round pick (Andre Lakos) previously obtained from Devils (Feb. 25)
- 1997** Future considerations from Detroit for Larry Murphy (Mar. 18)
- 1997** **Kelly Chase** from Hartford in exchange for Toronto's 8th round selection in 1998 Entry Draft (Jaros Svoboda) (Mar. 18)
- 1997** **Jason Podollan** from Florida in exchange for Kirk Muller (Mar. 18).
- 1997** **Per Gustafsson** obtained from Florida in exchange for Mike Lankshear (Jun. 12).
- 1997** **Derek King** and **Mike Kennedy** signed as free agents (Jul. 3).
- 1997** **Kris King** signed as a free agent (Jul. 7).
- 1997** **Glenn Healy** signed as a free agent (Jul. 8).
- 1997** **Kevyn Adams** signed as a free agent (Aug. 1)
- 1997** **Igor Korolev** signed as a free agent (Sept. 28)
- 1997** Future considerations from St. Louis for Kelly Chase (Sept. 30)

ALL-TIME PLAYER TRANSACTIONS

- 1998 **Jeff Brown** acquired from Carolina in exchange for a conditional 1999 4th round draft pick (transferred to Nashville - Yevgeny Pavlov) (Jan. 2)
- 1998 **Lonny Bohonos** from Vancouver in exchange for Brandon Convery (Mar. 7)
- 1998 An 8th round draft pick in 1998 (**Dwight Wolfe**) from Ottawa for Per Gustafsson (Mar. 17)
- 1998 **Sylvain Cote** from Washington for Jeff Brown (Mar. 24)
- 1998 A 4th round pick in 1998 Entry Draft from Detroit (**Alexei Ponikarovsky**) for Jamie Macoun (Mar. 24)
- 1998 An 8th round pick in 1998 Entry Draft from Dallas (**Mihail Travnicek**) for Mike Kennedy (Mar. 24)
- 1998 Rob Zetterle selected by Nashville in the 1998 Expansion Draft (Jun. 26)
- 1998 **Ladislav Kohn** from Calgary for David Cooper (Jul. 2)
- 1998 **Steve Thomas** signed as a free agent (Jul. 12)
- 1998 **Dallas Eakins** signed as a free agent (Jul. 14)
- 1998 **Curtis Joseph** signed as a free agent (Jul. 15)
- 1998 **Niklas Andersson** signed as a free agent (Sept. 4)
- 1998 **Kevin Dahl** claimed from St. Louis in NHL Waiver Draft (Oct. 5)
- 1998 **Garry Valk** and **Glen Featherstone** signed as free agents (Oct. 6)
- 1998 **Alexander Karpovtsev** and the NY Rangers' fourth round pick in 1999 (**Mirko Murovic**) for Mathieu Schneider (Oct. 14)
- 1999 **Bryan Berard** and the NY Islanders' sixth round selection (**Jan Sochor**) for Felix Potvin and Toronto's sixth round selection, later traded to Tampa Bay - (Fedor Fedorov) (Jan. 9)
- 1999 **Chris McAllister** from Vancouver for Darby Hendrickson (Feb. 16)
- 1999 **David Nemirovsky** from Florida for Jeff Ware (Feb. 17)
- 1999 **Yanic Perreault** from Los Angeles for Jason Podolan and Toronto's third round pick (Cory Campbell) in the 1999 Entry Draft (Mar. 23)
- 1999 Edmonton's fourth round pick (**Jonathan Zion**) in the 1999 Entry Draft and second round pick in the 2000 Entry Draft (**Kris Vernarsky**) for Jason Smith (Mar. 23)
- 1999 Yannick Tremblay selected by Atlanta in the 1999 Expansion Draft (Jun. 25)
- 1999 **Jonas Hoglund** signed as a free agent (Jul. 7)
- 1999 **Greg Andrusak**, **Brian Wiseman** and **Terran Sandwith** signed as free agents (Jul. 9)
- 1999 **Jason Bonsignore** signed as a free agent (Jul. 15)
- 1999 Atlanta's sixth round pick in the 2001 Entry Draft for the rights to Martin Prochazka (Jul. 15)
- 1999 Future considerations from Tampa Bay for Jeff Reese (Aug. 6)
- 1999 **Craig Charron** obtained from NY Islanders in exchange for Niklas Andersson (Aug. 17)
- 1999 **Jimmy Waite** signed as a free agent (Aug. 19)
- 1999 **Cory Cross** and a 7th round selection in the 2001 Entry Draft from Tampa Bay for Fredrik Modin (Oct. 1)
- 1999 A 2nd round selection in the 2001 Entry Draft and a conditional draft choice also in 2001 from the Chicago in exchange for Sylvain Cote (Oct. 8)
- 1999 **Tyler Hartton** and future considerations from St. Louis in exchange for Derek King (Oct. 20)
- 1999 Boston's right to match **Dmitri Khristich's** arbitration award in exchange for Toronto's 2nd round choice in the 2000 Entry Draft (Ivan Huml) (Oct. 21)
- 1999 Steve Sullivan claimed by Chicago off waivers (Oct. 23)
- 1999 A 3rd round pick in the 2000 Entry Draft (**Mikael Tellqvist**) from Tampa Bay in exchange for Todd Warriner (Nov. 29)

2000s

- 2000 **Darcy Tucker** and a 4th round pick in the 2000 Entry Draft (**Miguel Delisle**) from Tampa Bay in exchange for Mike Johnson, Marek Posmyk and Toronto's 5th and 6th round picks in the 2000 Entry Draft (Pavel Sedov, Aaron Gionet) (Feb. 9)
- 2000 **Dan MacLean** from Los Angeles in exchange for Craig Charron (Feb. 23)
- 2000 Keyvin Adams selected by the Columbus and Tommi Rajamaki chosen by the Minnesota in the 2000 Expansion Draft (Jun. 23)
- 2000 Anaheim's 6th and 7th round picks (**Vadim Sozinov**, **Markus Seikola**) in exchange for the rights to Jonathan Hedstrom (Jun. 25)
- 2000 **Gary Roberts** and **Shayne Corson** signed as free agents (Jul. 4)
- 2000 **Dave Manson** signed as a free agent (Aug. 16)
- 2000 **Regan Kelly** from Philadelphia in exchange for Chris McAllister (Sept. 26)
- 2000 **Bryan McCabe** from Chicago in exchange for Alexander Karpovtsev and Toronto's 4th round pick in the 2001 Entry Draft (Vladimir Gusev) (Oct. 2)
- 2000 Future considerations from Dallas in exchange for Gerald Diduck (Oct. 29)
- 2000 A 3rd round pick in the 2001 Entry Draft (**Brendan Bell**) from Washington (originally Tampa Bay's pick) in exchange for Dmitri Khristich (Dec. 11)
- 2001 **Wade Belak** claimed off waivers from Calgary (Feb. 16)
- 2001 **Maxim Galanov** from Tampa Bay in exchange for Konstantin Kalmikov (Feb. 20)
- 2001 **Alki Berg** from Los Angeles in exchange for Adam Mair and Toronto's 2nd round pick in the 2001 Entry Draft (Mike Cammalleri) (Mar. 13)
- 2001 **Robert Reichel**, **Travis Green** and **Craig Mills** from Phoenix in exchange for Danny Markov (Jun. 12)
- 2001 **Mikael Renberg** from Phoenix in exchange for Sergei Berezin (Jun. 22)
- 2001 A 3rd round pick in the 2001 Entry Draft (**Nicolas Corbelli**) from Chicago (originally Philadelphia's pick) in exchange for Igor Korolev (Jun. 23)
- 2001 **Alexander Mogilny** signed as a free agent (Jul. 3)
- 2001 **Anders Eriksson** signed as a free agent (Jul. 4)
- 2001 **Marty Wilford** from Chicago in exchange for the rights to free agent Shawn Thornton, assigned Wilford to St. John's (AHL) (Sept. 30)
- 2001 **Corey Schwab** signed as a free agent. (Oct. 1)
- 2001 **Jyrki Lumme** from Dallas in exchange for Dave Manson (Nov. 21)
- 2002 **Marc Moro** from Nashville in exchange for D.J. Smith and Marty Wilford (Mar. 1)
- 2002 **Tom Barrasso** from Carolina in exchange for a fourth round draft choice (Kevin Nastiuk) in the 2003 NHL Entry Draft (Mar. 15)
- 2002 **Ric Jackman** from Boston in exchange for rights to Kris Vernarsky (May 13)
- 2002 **Josh Holden** from Vancouver in exchange for Jeff Farkas (Jun. 23)
- 2002 **Ryan Bonni** from Vancouver in exchange for future considerations (Jun. 25)
- 2002 **Ed Belfour** signed as a free agent (Jul. 2)
- 2002 **Tom Fitzgerald** signed as a free agent (Jul. 17)
- 2002 **Robert Svehla** from Florida in exchange for Dmitry Yushkevich (Jul. 19)
- 2002 **Aaron Gavey** signed as a free agent (Jul. 24)
- 2002 **Nathan Barrett** signed as a free agent (Aug. 31)
- 2002 **Trevor Kidd** signed as a free agent (Aug. 26)
- 2002 **Brad Leeb** from Vancouver in exchange for the rights to Tomas Mojzis (Sept. 4)

- 2002** **Harold Druken** off waivers from Carolina (Nov. 11)
- 2002** **Nathan Perrott** from Nashville in exchange for Bob Wren (Nov. 30)
- 2003** Harold Druken claimed off waivers by Carolina (Jan. 16)
- 2003** **Owen Nolan** from the San Jose in exchange for Alyn McCauley, Brad Boyes and a first round draft choice in the 2003 NHL Entry Draft (later traded to Boston - Mark Stuart) (Mar. 5)
- 2003** **Glen Wesley** from Carolina in exchange for a second round draft choice in the 2004 NHL Entry Draft (transferred to Columbus - Kyle Wharton) (Mar. 9)
- 2003** **Doug Gilmour** from Montreal in exchange for a sixth round draft choice in the 2003 NHL Entry Draft (Mark Flood) (Mar. 11)
- 2003** **Phil Housley** from Chicago in exchange for future considerations (Mar. 11)
- 2003** **Harold Druken** and **Jeff Daw** from Carolina in exchange for Allan Rourke and future considerations (May 29)
- 2003** **Bryan Marchment** signed as a free agent (Jul. 11)
- 2003** **Joe Nieuwendyk** signed as a free agent (Sept. 10)
- 2003** **Ken Klee** signed as a free agent (Sept. 27)
- 2003** Travis Green claimed on waivers by Columbus; **Petr Tenkrat** off waivers by Toronto from Columbus (Oct. 3)
- 2003** **Clarke Wilim** signed as a free agent (Oct. 28)
- 2004** **Craig Johnson** claimed off waivers from Anaheim (Jan. 10)
- 2004** **Drake Berehowsky** from Pittsburgh in exchange for Ric Jackman (Feb. 11)
- 2004** **Brian Leetch** from NY Rangers in exchange for Maxim Kondratiev, Jarkko Immonen, a first round selection in the 2004 NHL Entry Draft (transferred to Calgary - Kris Chucko) and a second round selection in the 2005 NHL Entry Draft (Michael Sauer) (Mar. 3)
- 2004** Craig Johnson claimed off waivers by Washington (Mar. 5)
- 2004** **Chad Kilger** claimed off waivers from Montreal (Mar. 9)
- 2004** **Ron Francis** from Carolina in exchange for a fourth round selection in 2005 NHL Entry Draft (transferred to Columbus - Jared Boll) (Mar. 9)
- 2004** **Calle Johansson** signed as a free agent (Mar. 9)
- 2004** **Andy Wozniwski** signed as a free agent (May 27)
- 2004** **Chris St. Jacques** signed as a free agent (Jun. 2)
- 2005** **Jeff O'Neill** from Carolina in exchange for a conditional fourth round selection in the 2006 NHL Entry Draft (transferred to St. Louis - Reto Berra) (Jul. 30)
- 2005** **Jason Allison** signed as a free agent (Aug. 5)
- 2005** **Alexander Khavanov** signed as a free agent (Aug. 10)
- 2005** **Eric Lindros** signed as a free agent (Aug. 11)
- 2005** **Mike Hoffman** signed as a free agent (Aug. 12)
- 2005** **Jean-Sebastien Aubin** signed as a free agent (Aug. 18)
- 2005** **John Pohl** from St. Louis for future considerations (Aug. 24)
- 2005** **Mariusz Czerkawski** signed as a free agent (Sept. 9)
- 2005** **Brad Brown** signed as a free agent (Sept. 10)
- 2005** A conditional 6th round pick (**Leo Komarov**) in 2006 Entry Draft in exchange for Nathan Perrott (Nov. 6)
- 2006** **Luke Richardson** from Columbus in exchange for a conditional 5th round pick (Nick Sucharski) in 2006 Entry Draft (Mar. 8)
- 2006** **Alexander Suglobov** from New Jersey in exchange for Ken Klee (Mar. 8)
- 2006** **Andrew Raycroft** from Boston in exchange for Tuukka Rask (Jun. 24)
- 2006** **Hal Gill** signed as a free agent (Jul. 1)
- 2006** **Pavel Kubina** signed as a free agent (Jul. 1)
- 2006** **Erik Westrum** signed as a free agent (Jul. 13)
- 2006** **Michael Peca** signed as a free agent (Jul. 18)
- 2006** **Brent Aubin** signed as a free agent (Sept. 15)
- 2006** **Boyd Devereaux** signed as a free agent (Oct. 7)
- 2006** **Tyson Nash** and a 4th round pick (**Matt Frattin**) in 2007 Entry Draft from Phoenix in exchange for Mikael Tellqvist (Nov. 28)
- 2007** **Travis Green** claimed off waivers from Anaheim (Jan. 10)
- 2007** **Yanic Perreault** and a fifth round pick (**Joel Champagne**) in the 2008 Entry Draft from Phoenix in exchange for Brendan Bell and a second round pick (later traded to Nashville-Roman Josi) in the 2008 Entry Draft (Feb. 27)
- 2007** **Reid Cashman** signed as a free agent (Mar. 20)
- 2007** **Vesa Toskala** and **Mark Bell** from San Jose in exchange for a first round pick (later traded to St. Louis-Lars Eller) and a second round pick (later traded to St. Louis-Aaron Palushaj) in the 2007 Entry Draft, and a fourth round pick (later traded to Nashville-Craig Smith) in the 2009 Entry Draft (Jun. 22)
- 2007** **Simon Gamache** signed as a free agent (Jun. 25)
- 2007** **Jason Blake** signed as a free agent (Jul. 1)
- 2007** **Scott Clemmensen** signed as a free agent (Jul. 6)
- 2007** **David Ling** signed as a free agent (Jul. 9)
- 2007** **Derrick Walser** signed as a free agent (Jul. 18)
- 2007** **Tony Salmelainen** signed as a free agent (Aug. 31)
- 2008** **Dominic Moore** claimed off waivers from Minnesota (Jan. 11)
- 2008** **Kyle Rogers** signed as a free agent (Mar. 29)
- 2008** **Stefano Giliati** signed as a free agent (Apr. 3)
- 2008** **Tim Stapleton** signed as a free agent (Jun. 6)
- 2008** A fifth round pick (**Jerome Flaake**) in the 2008 Entry Draft from Florida in exchange for Wade Belak (Feb. 26)
- 2008** A second round pick (**Jimmy Hayes**) in the 2008 Entry Draft and a fifth round pick (later traded to New York Rangers, then back to Pittsburgh-Andy Bathgate) in the 2009 Entry Draft from Pittsburgh in exchange for Hal Gill (Feb. 26)
- 2008** A third round pick (later traded to St. Louis-James Livingston) in the 2008 Entry Draft from Florida in exchange for Chad Kilger (Feb. 26)
- 2008** **Jamal Mayers** from St. Louis in exchange for a third round pick (James Livingston) in the 2008 Entry Draft (Jun.19)
- 2008** **Jeff Finger** signed as a free agent (Jul. 1)
- 2008** **Niklas Hagman** signed as a free agent (Jul. 1)
- 2008** **Curtis Joseph** signed as a free agent (Jul. 1)
- 2008** **Mikhail Grabovski** from Montreal in exchange for a second round pick (later traded to Montreal, then Chicago, then back to Toronto, then Boston-Jared Knight) in the 2010 Entry Draft and the rights to Greg Pateryn (Jul. 3)
- 2008** **Ryan Hollweg** from the New York Rangers in exchange for Pittsburgh's fifth round pick (later traded back to Pittsburgh-Andy Bathgate) in the 2009 Entry Draft (Jul. 14)
- 2008** **Mike Van Ryn** from Florida in exchange for Bryan McCabe and a fourth round pick (Sam Britain) in the 2010 Entry Draft (Sep. 2)
- 2008** **Lee Stempniak** from St. Louis in exchange for Carlo Colaiacovo and Alex Steen (Nov. 24)
- 2009** **Brad May** from Anaheim in exchange for a conditional pick in the 2010 Entry Draft (Jan. 7)
- 2009** **Ryan Hamilton** from Minnesota in exchange for Robbie Earl (Jan. 21)
- 2009** **Martin Gerber** claimed off waivers from Ottawa (Mar. 4)
- 2009** **Erik Reitz** claimed off waivers from the New York Rangers (Mar. 4)
- 2009** A second round pick (**Kenny Ryan**) and a conditional pick in the 2009 Entry Draft from the New York Rangers in exchange for Nik Antropov (Mar. 4)
- 2009** Carolina's second round pick (**Jesse Blacker**) in the 2009 Entry Draft from Buffalo in exchange for Dominic Moore (Mar. 4)
- 2009** **Olaf Kolzig**, **Jamie Heward**, **Andy Rogers** and a fourth round pick (forfeited) in the 2009 Entry Draft from Tampa Bay in exchange for Richard Petiot (Mar. 4)

ALL-TIME PLAYER TRANSACTIONS

- 2009 **Jeff Hamilton** signed as a free agent (Mar. 5)
- 2009 **Jay Harrison** signed as a free agent (Mar. 27)
- 2009 **Christian Hanson** signed as a free agent (Mar. 31)
- 2009 **Tyler Bozak** signed as a free agent (Apr. 3)
- 2009 **Robert Slaney** signed as a free agent (Apr. 14)
- 2009 **Mike Komisarek** signed as a free agent (Jul.1)
- 2009 **Colton Orr** signed as a free agent (Jul. 1)
- 2009 **Garnet Exelby** and **Colin Stuart** from Atlanta in exchange for Pavel Kubina and Tim Stapleton (Jul. 1)
- 2009 **Francois Beauchemin** signed as a free agent (Jul. 6)
- 2009 **Tim Brent** signed as a free agent (Jul. 6)
- 2009 **Jay Rosehill** signed as a free agent (Jul. 6)
- 2009 **Richard Greenop** signed as a free agent (Jul. 6)
- 2009 **Jonas Gustavsson** signed as a free agent (Jul. 7)
- 2009 **Rickard Wallin** signed as a free agent (Jul. 10)
- 2009 **Wayne Primeau** and a second round pick in the 2011 Entry Draft from Calgary in exchange for Anton Stralman, Colin Stuart and a seventh round pick in 2012 (Jul. 27)
- 2009 A conditional draft pick in 2011 from Anaheim in exchange for Justin Pogge (Aug. 10)
- 2009 **Joey MacDonald** signed as a free agent (Aug. 10)
- 2009 **Phil Kessel** from Boston for Toronto's first round pick (Tyler Seguin) and second round pick (Jared Knight) in the 2010 Entry Draft, and first round pick in the 2011 Entry Draft (Sept. 18)
- 2009 **Phillipe Paradis** from Carolina in exchange for Jiri Tlustý (Dec. 3)

2010s

- 2010 **Dion Phaneuf**, **Fredrik Sjostrom** and **Keith Aulie** from Calgary in exchange for Niklas Hagman, Jamal Mayers, Matt Stajan and Ian White (Jan. 31)
- 2010 **Jean-Sebastien Giguere** from Anaheim in exchange for Jason Blake and Vesa Toskala (Jan. 31)
- 2010 **Jamie Lundmark** claimed off waivers from Calgary (Feb. 13)
- 2010 **Luca Caputi** and **Martin Skoula** from Pittsburgh in exchange for Alexei Ponikarovsky (Mar. 2)
- 2010 A fifth round pick (**Sam Carrick**) in the 2010 Entry Draft from New Jersey in exchange for Martin Skoula (Mar. 3)
- 2010 **Matt Jones**, a fourth round pick (later traded to Washington-Phillip Grubauer) and a seventh round pick (later traded to Edmonton-Kellen Jones) in the 2010 Entry Draft from Phoenix in exchange for Lee Stempniak (Mar. 3)
- 2010 A seventh round pick in the 2011 Entry Draft from Anaheim in exchange for Joey MacDonald (Mar. 3)
- 2010 **Chris Peluso** from Pittsburgh in exchange for a sixth round pick (Joe Rogalski) in the 2010 Entry Draft (Mar. 3)
- 2010 **Simon Gysbers** signed as a free agent (Mar. 10)
- 2010 **Brayden Irwin** signed as a free agent (Mar. 29)
- 2010 **Jussi Rynnäs** signed as a free agent (Apr. 23)
- 2010 **Ben Scrivens** signed as a free agent (Apr. 28)
- 2010 **Mike Brown** from Anaheim in exchange for Toronto's fifth round pick (Chris Wagner) in the 2010 Entry Draft (Jun. 26)
- 2010 **Kris Versteeg** and **Bill Sweatt** from Chicago in exchange for Viktor Stalberg, Chris DiDomenico and Philippe Paradis (Jun. 30)
- 2010 **Colby Armstrong** signed as a free agent (Jul. 1)
- 2010 **Joey Crabb** signed as a free agent (Jul. 1)
- 2010 **Danny Richmond** signed as a free agent (Jul. 1)
- 2010 **Mike Zigomanis** signed as a free agent (Jul. 3)
- 2010 **Brett Lebda** signed as a free agent (Jul. 6)
- 2010 **Marcel Mueller** signed as a free agent (Jul. 14)
- 2010 **Matt Lashoff** from Tampa Bay in exchange for Alex Berry and Stefano Giliati (Aug. 27)
- 2010 **Clarke MacArthur** signed as a free agent (Aug. 28)
- 2010 **Andrew Crescenzi** signed as free agent (Sept. 24)
- 2011 **Joffrey Lupul**, **Jake Gardiner** and a conditional fourth round pick in 2013 from Anaheim in exchange for Francois Beauchemin (Feb. 9)

- 2011 First and third round picks in the 2011 Entry Draft from Philadelphia in exchange for Kris Versteeg (Feb. 14)
- 2011 **Aaron Voros** from Anaheim in exchange for a conditional seventh round pick in the 2011 Entry Draft (Feb. 15)
- 2011 **Joe Colborne**, a first round pick in the 2011 Entry Draft and a conditional second round pick in the 2012 Entry Draft from Boston in exchange for Tomas Kaberle (Feb. 18)
- 2011 A seventh round pick in the 2012 Entry Draft from NY Rangers in exchange for John Mitchell (Feb. 28)
- 2011 **Tyler Brenner** signed as a free agent (Mar. 21)
- 2011 **Mark Owuya** signed as a free agent (Apr. 28)
- 2011 **John Michael Liles** from Colorado in exchange for Boston's second round pick in the 2012 Entry Draft (Jun. 24)
- 2011 **Tim Connolly** signed as a free agent (Jul. 2)
- 2011 **Cody Franson** and **Matthew Lombardi** from Nashville in exchange for Brett Lebda and Robert Slaney. The trade also includes a conditional fourth-round pick in 2013 Entry Draft (Jul. 3)
- 2011 **Philippe Dupuis** signed as a free agent (Jul. 7)
- 2011 **David Steckel** from New Jersey in exchange for a fourth round pick in the 2012 Entry Draft (Oct. 4)
- 2012 Darryl Boyce claimed off waivers by Columbus (Feb. 25)
- 2012 **Carter Ashton** from Tampa Bay in exchange for Keith Aulie (Feb. 27)
- 2012 **Mark Fraser** from Anaheim in exchange for Dale Mitchell (Feb. 27)
- 2012 **Spencer Abbott** signed as a free agent (Mar. 28)
- 2012 **James van Riemsdyk** from Philadelphia in exchange for Luke Schenn (Jun. 23)
- 2012 **Jay McClement** signed as a free agent (Jul. 1)
- 2012 **Mike Kostka** signed as a free agent (Jul. 1)
- 2012 **Keith Aucoin** signed as a free agent (Jul. 24)
- 2013 **Mike Mottau** signed as a free agent (Jan. 15)
- 2013 A conditional fourth round pick in the 2014 Entry Draft from Phoenix in exchange for Matthew Lombardi (Jan. 16)
- 2013 Keith Aucoin claimed off waivers by New York Islanders (Jan. 17)
- 2013 **Frazer McLaren** claimed off waivers from San Jose (Jan. 31)
- 2013 A fourth round pick in the 2014 Entry Draft from Edmonton in exchange for Mike Brown (Mar. 4)
- 2013 **Ryan Lasch** and a seventh round pick in the 2014 Entry Draft from Anaheim in exchange for David Steckel (Mar. 14)
- 2013 **Kevin Marshall** acquired from Washington in exchange for Nicolas Deschamps (Mar. 14)
- 2013 **Drew MacIntyre** signed as a free agent (Apr. 2)
- 2013 **Ryan O'Byrne** acquired from Colorado in exchange for a fourth round pick in the 2014 Entry Draft (Apr. 3)
- 2013 **Jonathan Bernier** acquired from Los Angeles in exchange for Matt Frattin, Ben Scrivens and a second round pick in either the 2014 or 2015 Entry Draft (Jun. 23)
- 2013 **Dave Bolland** acquired from Chicago in exchange for Toronto's second round pick in the 2013 Entry Draft (Carl Dahlstrom), Anaheim's fourth round pick in 2013 (previously acquired and Chicago later traded to San Jose, Fredrik Bergvik) and a fourth round pick in 2014 Entry Draft (Jun. 30)
- 2013 **T.J. Brennan** signed as a free agent (Jul. 5)
- 2013 **David Clarkson** signed as a free agent (Jul. 5)
- 2013 **Trevor Smith** signed as a free agent (Jul. 5)
- 2013 **Troy Bodie** signed as a free agent (Jul. 10)
- 2013 **Chris Gibson** signed as a free agent (Jul. 19)
- 2013 **Paul Ranger** signed as a free agent (Jul. 24)
- 2013 **Mason Raymond** signed as a free agent (Sep. 23)
- 2013 A fourth round pick in the 2014 Entry Draft in exchange for Joe Colborne (Sep. 28)
- 2013 **Jerred Smithson** signed as a free agent (Nov. 6)
- 2013 **Peter Holland** and **Brad Staubitz** acquired from Anaheim in exchange for Jesse Blacker, a 2nd round pick and Anaheim's 7th round pick (previously acquired) in the 2014 Entry Draft (Nov. 16)
- 2014 **Tim Gleason** acquired from Carolina in exchange for John-Michael Liles and Dennis Robertson (Jan. 1)
- 2014 **Cameron Abney** and **Teemu Hartikainen** acquired from Edmonton in exchange for Mark Fraser (Jan. 31)

ALL-TIME PLAYER TRANSACTIONS

- 2014 **Roman Polak** acquired from St. Louis in exchange for Carl Gunnarsson and Calgary's fourth round pick in 2014 (previously acquired, Ville Husso) (Jun. 28)
- 2014 **Stephan Robidas** signed as a free agent (Jul. 1)
- 2014 **Leo Komarov** signed as a free agent (Jul. 1)
- 2014 **Matt Frattin** acquired from Columbus in exchange for Jerry D'Amigo (Jul. 1)
- 2014 **Petri Kontiolla** signed as free agent (Jul. 3)
- 2014 **Michael Santorelli** signed as a free agent (Jul. 3)
- 2014 **David Booth** signed as a free agent (Jul. 22)
- 2014 **David Winnik** signed as a free agent (Jul. 28)



THIS DATE IN LEAFS HISTORY

OCTOBER

October 5, 2005

The Toronto Maple Leafs lost 3-2 in a shootout to the Ottawa Senators in the first ever NHL game decided by a shootout.

October 6, 2007

The Toronto Maple Leafs won their 2,500th game in franchise history when they defeated Montreal 4-3 in overtime at Air Canada Centre.

October 10, 1930

King Clancy joined Toronto after his services were purchased from Ottawa for an unheard of amount of \$35,000. The Board of Directors would only contribute \$25,000 and the remainder was obtained on a longshot bet on a race horse called Rare Jewel, owned by Smythe.

October 11, 2007

Mats Sundin became the Maple Leafs all-time leader in goals and points, when he scored his 390th goal and 917th point, in Toronto's 8-1 win over the New York Islanders at Air Canada Centre.

October 13, 1947

Leafs play NHL All-Stars in first game between Stanley Cup Champions and NHL All-Stars (4-3 All-Stars).

October 14, 2006

Mats Sundin registered three goals and an assist, including the game-winning goal, while shorthanded in overtime as the Maple Leafs won, 5-4, over Calgary. Sundin's final goal of the game was the 500th of his career and he became the first player in Maple Leafs history to record that milestone while playing for Toronto.

October 16, 1971

Norm Ullman becomes fourth NHLer to reach 1,000 career points.

October 23, 1993

Leafs set mark for most consecutive wins to start the season with their 9th over Tampa Bay (2-0), extending streak to 10 five days later (4-2) over Chicago (also club mark for consecutive wins).

October 26, 1980

Darryl Sittler establishes Leaf record with 15th career hat trick.

October 30, 1943

Gus Bodnar, playing first NHL game, sets NHL record that still stands today for fastest goal by a rookie (15 seconds).

NOVEMBER

November 10, 1986

King Clancy died after 42 years of service with the Maple Leafs as a player, coach, and assistant general manager.



November 12, 1931

Maple Leaf Gardens opens as Leafs play against the Blackhawks (2-1 Chicago).

November 20, 1934

Busher Jackson sets NHL record (since tied) for most goals in one period with four at St. Louis.

November 23, 1944

Toronto dresses only 11 players and lose 5-1 to Boston.

November 29, 1958

GM George (Punch) Imlach replaces Billy Reay as Coach.

DECEMBER

December 2, 2003

Mats Sundin scores his 64th game winning goal in a 5-4 win over the New York Rangers to move past Dave Keon as the franchise's all-time leader.

December 6, 2001

Pat Quinn records his 500th coaching victory in a 6-3 victory in New York against the Rangers

December 15, 2001

Tie Domi passes Dave Williams to become the Leafs' all-time penalty minute leader in a 6-4 win versus Montreal.

December 17, 1930

A \$5,000 cheque on this date, along with a \$20,000 cheque on October 6, 1930, two players and a racetrack longshot winner which returned \$10,000 allowed Leafs to pay Ottawa for King Clancy.

December 19, 2005

Ed Belfour registered his 448th career victory in a 9-6 win versus the New York Islanders surpassing Terry Sawchuk for second all-time in NHL wins.

December 29, 1988

Leafs tie NHL record and set club mark for two fastest goals (four seconds) when Ed Olczyk and Gary Leeman strike at Quebec.

JANUARY

January 1, 2014

The Maple Leafs played in their first-ever outdoor game defeating the Detroit Red Wings 3-2 in a shootout victory in front of a record setting crowd of 104,591 fans at Michigan Stadium in Ann Arbor, Michigan.

January 2, 1971

During third period of 13-0 win over Detroit, Leafs set club records for most points (18), goals (7) and assists (11) in one period.

January 4, 2007

The Maple Leafs set a new franchise road record when they recorded three goals in 42 seconds, as they won, 10-2, over the Bruins. The three goals were scored in the second period by Bates Battaglia (15:33), Alex Steen (15:51), and Kris Newbury (16:15).

January 8, 1944

Babe Pratt sets Leaf game mark with six assists versus Boston (since tied).

January 8, 1947

Howie Meeker nets five versus Chicago (NHL record most goals one game by a rookie).

January 13, 2004

Gary Roberts and Tom Fitzgerald both play their 1000th career NHL games becoming the first players to reach the milestone on the same night. Toronto defeats Calgary 4-1 at Air Canada Centre.

January 17, 1928

Hap Day becomes first Leaf to score three goals in one game during 6-1 home triumph over New York.

January 19, 1932

Charlie Conacher becomes first Leaf with five goals in a game (versus New York's Roy Worters) in 11-3 decision at MLG.

January 19, 1991

Maple Leafs forward Vincent Damphousse scored four goals leading the Campbell Conference to an 11-5 victory over the Wales Conference at the 42nd NHL All-Star Game in Chicago. Damphousse, who was also named the game's most valuable player, became just the third player in NHL history to record four goals in an all-star game.

January 22, 1994

Felix Potvin becomes first Leaf player voted to starting lineup of the NHL All-Star Game, halting 16 of 19 shots for the Western Conference at Madison Square Garden.



January 27, 1988

Leafs snap a club-record 15-game winless streak (5-2 over LA at MLG).

FEBRUARY

February 1, 1955

Hap Day appointed only the second general manager in team history. He would become the only man to serve as team captain, coach, and general manager.

February 2, 1977

Ian Turnbull achieves NHL record for defencemen with five goals versus Detroit.

February 5-6, 2000

Toronto plays host to the 50th NHL All-Star Game. The World team defeats North America by a score of 9-4. The Leafs are heavily represented in the game with three players (Joseph, Sundin, Yushkevich) and Pat Quinn as head coach of the North American team.



February 6, 1932

Charlie Conacher scored seven seconds into the game to set a record that stood for 41 years (Toronto defeated Boston 6-0).

February 7, 1976

Darryl Sittler sets NHL record for most points in a game (10) with six goals and four assists vs. Boston

February 13, 1993

Doug Gilmour ties Babe Pratt's mark for most assists in a game with six in 6-1 victory over Minnesota on same night Pat Burns celebrates 200th NHL regular-season win.

February 13, 1999

After 68 storied seasons at Maple Leaf Gardens the Maple Leafs played their final game. The Leafs hosted the Chicago Blackhawks, the team that opened the Gardens on November 12, 1931. While the Leafs dropped a 6-2 decision, the sellout crowd of 15,726 and millions more tuning in on television and radio were part of a special farewell to the last of the original six arenas.



February 14, 1934

"Ace Bailey Benefit Game" is played at MLG. Packed house watched the Leafs defeat NHL All-Stars 7-3. Game featured Eddie Shore, Howie Morenz and Lionel and Charlie Conacher on opposing teams.

February 17, 1927

Leafs beat N.Y. Americans 4-1 in their first game as the "Leafs." Pat Patterson scored first ever "Leaf" goal in that game.

February 17, 1990

Leaf great Hap Day dies. He was the only Leaf to serve the team as a Captain, Coach and General Manager.

February 20, 1944

Maple Leafs and Blackhawks played a penalty-free 0-0 tie at Chicago Stadium.

February 20, 1999

A new era in Maple Leaf hockey began with the inaugural game at the new home of the Maple Leafs - Air Canada Centre. A sellout crowd of 18,819 attending the christening of the new building witnessed a storybook ending with a 3-2 overtime victory over long-time rival the Montreal Canadiens. Todd Warriner scored the first goal at ACC 6:04 into the first period. Steve Thomas scored the overtime marker with only 1:12 remaining in the extra frame.

February 22, 1993

Glenn Anderson becomes second player in Leaf uniform to earn career 1,000 points in 8-1 victory at Vancouver on same night Doug Gilmour earns 73rd assist to break Darryl Sittler's season record.

February 26, 2006

Mats Sundin collected an assist on the game-winning goal versus Finland, as he captained Sweden to a gold medal at 2006 Winter Olympics in Turin, Italy. Also winning medals at the Olympics from the Maple Leafs were Mikael Tellqvist - Sweden (Gold), Aki Berg - Finland (Silver), Tomas Kaberle - Czech Republic (Bronze). Bryan McCabe and Head Coach Pat Quinn represented Canada, and Nik Antropov played for Kazakhstan.

MARCH

March 2, 2002

Toronto wears commemorative St. Patrick's uniforms in honour of the Maple Leafs 75th anniversary. The Leafs and Buffalo Sabres play to a 3-3 tie.

March 3, 1993

Doug Gilmour joins Darryl Sittler as second Leaf to earn 100 points with assist in 3-1 win over Minnesota then goes on to set single season Leaf marks for points (127) and assists (95).

March 3, 2009

The Maple Leafs set a franchise record and tied an NHL record by going to overtime in seven straight games from Feb. 19, 2009 to Mar. 3, 2009. The Leafs extended the streak to seven games on Mar. 3 when they lost 3-2 in overtime to New Jersey at Air Canada Centre.

March 4, 1967

Terry Sawchuk records his 100th career NHL shutout vs. Chicago

March 6, 2008

Mats Sundin became the 46th player in NHL history to play in his 1300th career NHL game, as the Maple Leafs won 8-2 at Boston. Sundin scored his 30th goal of the season and collected two assists in the contest. Sundin recorded 30 or more goals in 13 NHL seasons. Sundin holds the Maple Leafs record for 30+ goal seasons with 10.

March 10, 2003

Leafs visit Edmonton and Mats Sundin records his 1000th career NHL point with the game winning goal.

March 12, 1994

Dave Andreychuk sets Leafs record for goals by a left-winger (surpassing Frank Mahovlich) when he scored his 49th goal of the season vs. Winnipeg.

March 14, 1981

Darryl Sittler completes "hat trick scoring feat" with three goals in 5-3 home win over the Capitals. The three goals shatter Dave Keon's Leaf career mark of 365. On March 7, Sittler's 40th assist of the season versus Calgary breaks Keon's Leaf record of 493 while Keon's Leaf points record of 858 is eclipsed by Sittler with two assists at Washington on March 8.

March 15, 2004

Alexander Mogilny's assist on the tying goal in the final minute of regulation is his 1000th career NHL point. Mogily becomes just the second Russian player to reach the milestone as Toronto goes on to a 6-5 overtime victory in Buffalo.

March 16, 1957

Leafs set a team record by scoring 14 goals against the Rangers at MLG (won 14-1).

March 17, 1934

A crowd of 11,000 turned out for "King Clancy Night" on St. Patrick's Day. Clancy was pushed to centre ice while seated in a sleigh shaped like a throne. The Irishman unveiled his robe to show a green uniform with a large shamrock on the back and he proceeded to wear the uniform for the game. Lester Patrick, coach of the Rangers, complained that his uniform was a distraction and Clancy changed into his regular Maple Leaf uniform.

March 19, 2006

When Chad Kilger scored on Pittsburgh goaltender Marc-Andre Fleury it marked the first time in team history that the Leafs have had a successful penalty shot to win a game by a score of 1-0. This feat has only been accomplished once in NHL history when Bert Connelly of the New York Rangers was successful against Maple Leafs goaltender George Hainsworth on a penalty shot on January 16, 1936 at Madison Square Garden.

March 21, 1951

First ever "televised" hockey game, seen by CBC employees only (a programming experiment). Leafs defeat Montreal 2-0.

March 21, 1948

Syl Apps, a player who coveted team achievements, scored a hat-trick in the last regular-season game of his career to reach the individual milestone of 200 career goals.

March 23, 1994

Doug Gilmour becomes first Leaf to achieve back-to-back 100-point seasons with a goal in 1-1 tie at Florida.

March 23, 1993

Dave Andreychuk scores his 50th goal of the season at Winnipeg. He scored 29 goals with Buffalo to start the season.

March 24, 1982

Rick Vaive first Leaf to score 50 goals in a season (versus St. Louis).

March 24, 1994

Dave Andreychuk scores 50th goal of season versus San Jose's Arturs Irbe to become third Leaf to score 50 goals in a season. Andreychuk also scored more than 50 in previous season but 29 came with Buffalo.

March 26, 1994

Mike Gartner tallies his 30th goal for an NHL record 15th consecutive season as Leafs defeat Quebec 6-3.

March 27, 1993

With an assist against the Oilers, Doug Gilmour shatters Darryl Sittler's Leaf record with his 118th point of season, finishing the term with 127.

APRIL

April 1, 2003

Leafs visit New Jersey and Ed Belfour records his 400th career NHL victory, a 3-2 Toronto win.

April 3, 1933

Ken Doraty scores goal at 10:46 (1:48 AM) of OT (the second longest OT game) as the Leafs beat Boston 1-0 in Stanley Cup Semi-Final game.

April 3, 1976

Darryl Sittler first Leaf at 100 points in one season.

April 3, 2003

Leafs host Minnesota and with a 2-1 victory, Ed Belfour sets a franchise record for wins in a season by a goaltender with 37 (since tied by Andrew Raycroft).

April 5, 1932

Busher Jackson becomes first player to score three goals in a single period during a Playoff game in Finals versus Rangers.

April 6, 2000

THIS DATE IN LEAFS HISTORY

The Maple Leafs clinch the Northeast Division. It is their first division title since 1962-63.

April 6, 2011

Tyler Bozak became the second player in franchise history to register a 3-on-5 shorthanded goal when he scored in New Jersey against Martin Brodeur. Prior to Bozak, Darryl Sittler was the only other Maple Leaf to accomplish the feat when he did so on March 19, 1980 versus the Winnipeg Jets at Maple Leaf Gardens.

April 9, 1932

Ace Bailey's winner versus Rangers brings Leafs first Stanley Cup. The series marked the debut of the Leafs famed "Kid Line" of Harvey "Busher" Jackson, Joe Primeau, and Charlie Conacher. The trio combined for eight goals in the three-game sweep.

April 9, 1963

Dick Duff scores fastest two goals from start of a Playoff game (68 seconds) in first game of Stanley Cup Final versus Red Wings, 4-2 win for Leafs.

April 10, 1949

Sid Smith equals Playoff record with three power-play goals in one game, guiding Leafs to 3-1 win at Detroit.

April 11, 1964

Bob Pulford scores with just :02 left in regulation while shorthanded to give the Leafs a 3-2 win in the first game of the Final versus Detroit at MLG.

April 11, 1978

George Ferguson ties Leaf Playoff record with three goals in a period versus L.A. Kings.

April 12, 1979

Darryl Sittler with two goals (4:04 and 4:16) and Ron Ellis' one (4:27) mark three fastest goals in a Playoff game versus Atlanta.

April 14, 1942

Brothers Don Metz (3-2=5) and Nick Metz (1-2=3) led the Leafs to a record-tying 9-3 win against Detroit in the Finals. The nine-goal outburst matched the single game Finals record set by Detroit against Toronto on April 7, 1936.

April 14, 1948

Harry Watson's goal is the winner as the Leafs gain their fifth Stanley Cup with 7-2 verdict at Detroit to sweep the series. This was captain Syl Apps' final game, who punctuated his career with a goal.

April 14, 1999

With a 3-2 overtime victory over the NY Islanders at Air Canada Centre (OT winner by Bryan Berard), the Leafs set a new club record with 45 regular season wins. The previous mark of 44 was set in the 1992-93 season.

April 16, 1949

Leafs become first modern era team to win three consecutive Stanley Cups as Cal Gardner scores winner in sweep over Detroit at MLG. It was the Leafs' sixth Stanley Cup.

April 18, 1942

Leafs only team to lose first three games of Final and then win Stanley Cup, beating Detroit 3-1 in deciding game with Pete Langelie netting winner. Turk Broda allowed just seven goals over the last four games.

April 18, 1963

Leafs claim ninth Stanley Cup.

April 18, 2006

With a 5-3 victory over the Pittsburgh Penguins at Air Canada Centre, the Leafs set a new club record with 26 regular season home wins. The previous mark of 25 was set in the 1961-62 and 1992-93 seasons.

April 19, 1947

Leafs claim fourth Stanley Cup as Ted Kennedy nets winner in 2-1 Game 6 triumph over the Canadiens at MLG.

April 21, 1951

Bill Barilko's goal at 2:53 of overtime versus Habs gives Leafs 3-2 win and seventh Stanley Cup in dramatic five-game series in which all games required OT. Barilko never played another NHL game after dying in an off-season plane crash.



April 22, 1945

Babe Pratt's third-period goal brings Leafs third Stanley Cup with 2-1 decision in seventh game at Detroit's Olympia. Frank McCool of Toronto earned shutouts in the first three games of the series and allowed nine goals in seven starts.

April 22, 1962

Dick Duff's goal past Glenn Hall gives Leafs 2-1 win in Game #6 at Chicago and the Leafs' eighth Stanley Cup Championship and first in 11 seasons. This was the first of three consecutive Stanley Cup triumphs for the Leafs.

April 22, 1976

Darryl Sittler ties Playoff record (and sets Leaf mark) with five goals, including equalling Leaf record with three goals in one period (versus Philadelphia).

April 23, 1964

Bob Baun scores overtime goal of Game #6 of Final series versus Detroit. Earlier in the game he sustained a fractured ankle after blocking a Gordie Howe slapshot. Toronto took the Stanley Cup with a Game #7 victory.

April 25, 1964

Andy Bathgate supplies decisive marker as Leafs achieve their 10th Stanley Cup with 4-0 win over Detroit in Game 7 at MLG.

MAY

May 1, 1993

Nikolai Borschevsky scores in OT to oust Red Wings 4-3 in seventh and deciding game of Norris Division Semi-Finals.

May 2, 1967

Jim Pappin supplies the winner as the Leafs notch Stanley Cup #11 with 3-1 verdict over the Canadiens at MLG. The roster included 42-year old Johnny Bower, and 41-year old Allan Stanley as well as seven others over the age of 30.

JUNE

June 10, 1964

Toronto drafts goalie Terry Sawchuk from Detroit Red Wings in NHL Inter-League Draft. Leafs selected immediately after Sawchuk was exposed by the Red Wings.

June 14, 2010

Dion Phaneuf named captain.

June 17, 1993

Pat Burns becomes first Leaf Coach to win Jack Adams Award as Coach of the Year and Doug Gilmour first Leaf awarded Selke Trophy as best defensive forward in the NHL.



June 28, 1994

Leafs trade Wendel Clark, Sylvain Lefebvre. Landon Wilson and their first-round Draft choice to Quebec for Mats Sundin, Garth Butcher, Todd Warriner and Quebec's first-round Draft choice; Leafs acquire Mike Ridley and a first-round Draft choice from Washington for Rob Pearson and a first-round Draft choice.

June 29, 2000

Wendel Clark announces his retirement after 15 seasons in the NHL, 13 of which were spent with the Maple Leafs.

JULY

July 1, 1991

Cliff Fletcher assumes duties as President, Chief Operating Officer and General Manager of the Maple Leafs.

July 18, 1990

Johnny Bower ends his 32-year term with the organization as he retires as a scout.

AUGUST

August 14, 2009

Leaf great Ted Kennedy passes away. He won five Stanley cups with the Leafs (1944-45, 1946-47, 1947-48, 1948-49, 1950-51) and served as team captain from 1948 to 1955, and again in 1956-57. In 1955, Kennedy became only the second Leaf (Babe Pratt, 1944) to claim the Hart Trophy as the NHL's most valuable player.

August 18, 1994

Doug Gilmour named 15th Captain in Maple Leafs' history at Hockey Hall of Fame ceremony.

SEPTEMBER

September 11, 1993

Maple Leafs face the Rangers at Wembley Arena in London, England in the first of two pre-season games on consecutive days. New York outscored Toronto 8-4 in winning both contests of the "French's Cup".

September 30, 1997

Mats Sundin named captain.

CONN SMYTHE TROPHY

The Conn Smythe Trophy was introduced in 1964 by Maple Leaf Gardens Limited to honour Conn Smythe, the former owner, general manager, and coach of the Toronto Maple Leafs and a member of the Hockey Hall of Fame as a builder. The trophy's design is similar to Maple Leaf Gardens, the arena in which the Maple Leafs played their home games from 1931 to 1999. A replica of a Maple Leaf adorns the trophy as well.

The Conn Smythe Trophy is awarded annually to the player judged most valuable to his team during the National Hockey League's Stanley Cup playoffs. The Conn Smythe Trophy has been awarded 48 times to 42 players since the 1964-65 season. Each year, at the conclusion of the final game of the Stanley Cup Final, members of the Professional Hockey Writers' Association vote to elect the player deserving of the trophy.

Dave Keon's name resides on the trophy as the 1967 winner when the Maple Leafs defeated Chicago and Montreal in the playoffs to capture the Stanley Cup.



Dave Keon

CONN SMYTHE
MAPLE LEAF GARDENS
TORONTO

June 20, 1964.

Dear Clarence:

Thank you for yours of the 15th. I enjoyed my trip to Montreal and the dinner very much. It is a fine way to keep my connections with the men who are making the National League tick.

I appreciate also the kindness of the Governors in making a trophy after me. At the Gardens here we have had the J. P. Eickell Memorial Trophy, and you are familiar with what it stands for. It is chosen by the Directors of Maple Leaf Gardens and I have found that besides being hard headed businessmen, they are very astute in their assessment of hockey players' ability. My first suggestion for the method of selection of the winner of this new trophy, is that the actual Governors, who are also, I understand, representatives of the Owners, pick the recipient.

This would, I think, be a method by which the owners who are not represented in the finals and semi-finals could be interested in going to see the games and I think you would find their choices would be unbiased and the players chosen would be the proper ones to receive the trophy and prize.

Would be glad to discuss this matter with you at any time.

Sincerely yours,

Conn S.

Mr. C. S. Campbell,
President, National Hockey League,
San Life Building,
Montreal, Que.

RECEIVED
JUN 22 1 25 PM '64
ACTION

ART ROSS MEMORIAL TROPHY



An annual award "to the player who leads the league in points at the end of the regular season."

No Leaf has won this trophy since its inception in 1948.

Prior to 1948, these Leafs/St. Pats led the NHL in scoring:

- 1923 - Babe Dye (St. Pats)
- 1925 - Babe Dye (St. Pats)
- 1929 - Ace Bailey
- 1932 - Busher Jackson
- 1934 - Charlie Conacher
- 1935 - Charlie Conacher
- 1938 - Gordie Drillon

MAURICE "ROCKET" RICHARD TROPHY



An annual award "to the goal-scoring leader during the regular season."

No Leaf has won this trophy since its inception in 1999.

Prior to 1999, these Leafs/St. Pats led the NHL in goals:

- 1921 - Babe Dye (St. Pats)
- 1923 - Babe Dye (St. Pats)
- 1925 - Babe Dye (St. Pats)
- 1929 - Ace Bailey
- 1931 - Charlie Conacher
- 1932 - Charlie Conacher (tie)
- 1934 - Charlie Conacher
- 1935 - Charlie Conacher
- 1936 - Charlie Conacher (tie)
- Bill Thomas (tie)
- 1938 - Gordie Drillon
- 1946 - Gage Stewart

HART MEMORIAL TROPHY



An annual award "to the player adjudged to be the most valuable to his team."

- 1944 - Babe Pratt
- 1955 - Ted Kennedy

CALDER MEMORIAL TROPHY



An annual award "to the player selected as the most proficient in his first year of competition in the NHL."

- 1937 - Syl Apps
- 1943 - Gage Stewart
- 1944 - Gus Bodnar
- 1945 - Frank McCool
- 1947 - Howie Meeker
- 1958 - Frank Mahovlich
- 1961 - Dave Keon
- 1963 - Kent Douglas
- 1966 - Brit Selby

LADY BYNG MEMORIAL TROPHY



An annual award "to the player adjudged to have exhibited the best type of sportsmanship and gentlemanly conduct combined with a high standard of playing ability."

- 1932 - Joe Primeau
- 1938 - Gordie Drillon
- 1942 - Syl Apps
- 1952 - Sid Smith
- 1955 - Sid Smith
- 1961 - Red Kelly
- 1962 - Dave Keon
- 1963 - Dave Keon
- 2003 - Alexander Mogilny

SELKE TROPHY




An annual award "to the forward who best excels in the defensive aspects of the game."

- 1993 - Doug Gilmour



VEZINA TROPHY



An annual award "to the goalkeeper adjudged to be the best at his position" as voted by the general managers of each of the 30 clubs.

- 1941 - Turk Broda
- 1948 - Turk Broda
- 1951 - Al Rollins
- 1954 - Harry Lumley
- 1961 - Johnny Bower
- 1965 - Johnny Bower & Terry Sawchuk
- 1981 - Michel Larocque (Montreal)

JACK ADAMS TROPHY



An annual award "to the NHL coach adjudged to have contributed the most to his team's success."

- 1993 - Pat Burns

KING CLANCY MEMORIAL TROPHY



An annual award "to the player who best exemplifies leadership qualities on and off the ice and has made a noteworthy humanitarian contribution in his community."

- 2000 - Curtis Joseph


MASTERTON TROPHY



An annual award "to the player who best exemplifies the qualities of perseverance, sportsmanship and dedication."

- 2008 - Jason Blake

MOLSON CUP AWARD



An annual team award to the Leaf player having accumulated the most Molson Cup points by three star selections.

- | | |
|---|-------------------------|
| 1974 - Borje Salming | 1994 - Doug Gilmour |
| 1975 - Darryl Sittler | 1995 - Mats Sundin |
| 1976 - Darryl Sittler | 1996 - Felix Potvin |
| 1977 - Borje Salming | 1997 - Felix Potvin |
| 1978 - Borje Salming | 1998 - Felix Potvin |
| 1979 - Darryl Sittler | 1999 - Curtis Joseph |
| 1980 - Borje Salming | 2000 - Curtis Joseph |
| 1981 - Darryl Sittler/
Wilf Paiement | 2001 - Curtis Joseph |
| 1982 - Michel Larocque | 2002 - Mats Sundin |
| 1983 - Rick Vaive | 2003 - Ed Belfour |
| 1984 - Rick Vaive | 2004 - Ed Belfour |
| 1985 - Bill Derlago | 2006 - Mats Sundin |
| 1986 - Ken Wregget | 2007 - Mats Sundin |
| 1987 - Rick Vaive | 2008 - Vesa Toskala |
| 1988 - Ken Wregget | 2009 - Vesa Toskala |
| 1989 - Gary Leeman | 2010 - Phil Kessel |
| 1990 - Gary Leeman | 2011 - Phil Kessel |
| 1991 - Peter Ing | 2012 - Phil Kessel |
| 1992 - Grant Fuhr | 2013 - James Reimer |
| 1993 - Doug Gilmour | 2014 - Jonathan Bernier |

NHL AWARDS

YEAR	PLAYER	AWARD	WEEK/MONTH	STATS
1986	Steve Thomas	Rookie/Month	January	-
1990	Peter Ing	Rookie/Month	December	-
1993	Felix Potvin	Player/Week	January 25	3-0-0, 0.67 GAA
1993	Felix Potvin	Rookie/Month	February	5-2-2, 1.97 GAA
1993	Doug Gilmour	Player/Week	February 22	3GP, 2G, 6A, 8 PTS
1993	Felix Potvin	Player/Week	October 18	3-0-0, 1.67 GAA
1993	Felix Potvin	Player/Month	October	9-1-0, 2.20 GAA
1994	Felix Potvin	Player/Week	January 17	4-0-0, 1.22 GAA
1997	Steve Sullivan	Rookie/Month	March	14GP, 4G, 7A, 11PTS
1997	Mike Johnson	Rookie/Month	December	-
1998	Felix Potvin	Player/Week	March 16	3-1-0, 1.25 GAA
1998	Mats Sundin	Player/Week	October 25	3GP, 2G, 5A, 7PTS
1999	Sergei Berezin	Player/Week	April 4	3GP, 5G, 2A, 7PTS
2000	Curtis Joseph	Player/Week	February 27	3-0-0, 2.00 GAA
2000	Yanic Perreault	Player/Week	March 12	4GP, 5G, 3A, 8PTS
2002	Darcy Tucker	Player/Week	April 14	4GP, 4G, 5A, 9PTS
2002	Ed Belfour	Player/Week	November 24	2-0-0, 0.00 GAA
2004	Ed Belfour	Defensive/Week	January 25	3-0-0, 1.00 GAA
2004	Brian Leetch	Offensive/Week	March 21	4GP, 2G, 5A, 7PTS
2004	Ed Belfour	Defensive/Week	April 4	3-0-0, 0.67 GAA
2005	Bryan McCabe	Defensive/Week	October 16	4GP, 1G, 7A, 8PTS
2005	Bryan McCabe	Offensive/Week	November 20	3GP, 3G, 4A, 7PTS
2006	Mats Sundin	Third Star/Week	October 15	6GP, 4G, 4A, 8PTS
2006	Andrew Raycroft	Second Star/Week	November 5	3-0-0, 1.67 GAA
2007	Andrew Raycroft	First Star/Week	February 4	3-0-0, 1.33 GAA
2008	Mats Sundin	First Star/Week	March 2	4GP, 4G, 4A, 8PTS
2008	Vesa Toskala	Second Star/Week	March 23	3-0-0, 2.00 GAA
2009	Tomas Kaberle	First Star/Week	November 1	4GP, 2G, 10A, 12PTS
2009	Niklas Hagman	Third Star/Week	November 29	3GP, 5G, 0A, 5PTS
2010	J.S. Giguere	Second Star/Week	February 7	2-0-0, 0.00 GAA
2011	Phil Kessel	First Star/Week	February 27	4GP, 4G, 4A, 8PTS
2011	James Reimer	Rookie/Month	March	9-4-1, 2.87 GAA, 150
2011	Phil Kessel	First Star/Month	October	11GP, 10G, 8A, 18PTS
2011	Phil Kessel	First Star/Week	October 17	3GP, 5G, 3A, 8PTS
2011	Joffrey Lupul	Third Star/Month	November	14GP, 7G, 12A, 19PTS
2011	Joffrey Lupul	Second Star/Week	January 9	3GP, 2G, 5A, 7PTS
2012	Mikhail Grabovski	First Star/Week	January 30	2GP, 1G, 4A, 5PTS
2012	James Reimer	Third Star/Week	February 6	2-0-0, 0.00 GAA, 250
2013	Nazem Kadri	Third Star/Week	March 24	3GP, 3G, 4A, 7PTS
2013	Joffrey Lupul	First Star/Week	March 31	4GP, 5G, 4A, 9PTS
2013	Phil Kessel	Second Star/Week	April 14	3GP, 5G, 2A, 7PTS
2013	Phil Kessel	Second Star/Week	October 27	3GP, 5G, 1A, 6PTS
2014	Phil Kessel	Second Star/Month	January	15GP, 7G, 13A, 20PTS
2014	Phil Kessel	Second Star/Week	February 2	3GP, 3G, 4A, 7PTS



Nazem Kadri

ALL-STAR GAME PARTICIPATION

The following Maple Leafs were selected as mid-season All-Stars:

SEASON	MAPLE LEAFS	POINTS/GOALS AGAINST
1968-69	Tim Horton	0
1969-70	Norm Ullman	1 (assist)
	Ron Ellis	0
1970-71	Dave Keon	0
	Dave Keon	0
1971-72	Paul Henderson	0
1972-73	Paul Henderson	1 (goal)
	Dave Keon	0
1973-74	Jim McKenny	0
	Norm Ullman	2 (2 assists)
1974-75	Darryl Sittler	2 (goal, assist)
1975-76	Borje Salming	0
	Wayne Thomas	4 goals against
1976-77	Lanny McDonald	2 (2 goals)
	Borje Salming	0
1977-78	Ian Turnbull	0
	Lanny McDonald	0
1978-79	Borje Salming	1 (assist)
	Darryl Sittler	1 (goal)
1979-80	Lanny McDonald	0
	Borje Salming	0
1980-81	Darryl Sittler	1 (assist)
	Dave Burrows	0
1981-82	Darryl Sittler	1 (assist)
	Robert Picard	0
1982-83	Rick Vaive	1 (goal)
	Bob Manno	0
1983-84	Rick Vaive	1 (goal)
1984-85	Rick Vaive	3 (3 assists)
1985-86	Miroslav Frycer	1 (goal)
1986-87	Wendel Clark	0
1987-88	None - Rendezvous '87 (Team NHL vs Soviet Union)	0
1988-89	Al Iafrate	0
1989-90	Gary Leeman	2 (goal, assist)
1990-91	Al Iafrate	0
1991-92	Vincent Damphousse	4 (4 goals) MVP
1992-93	Dave Ellett	1 (assist)
1993-94	Doug Gilmour	1 (goal)
	Doug Gilmour	1 (assist)
1994-95	Dave Andreychuk	2 (goal, assist)
	*Felix Potvin	3 goals against
1995-96	Wendel Clark	Did not attend due to injury
	Did not play due to work stoppage.	0
1996-97	Mike Gartner	0
	Mats Sundin	1 (assist)
1997-98	Larry Murphy	0
	Felix Potvin	1 goal against
1998-99	Mats Sundin	1 (assist)
	Mats Sundin	1 (assist)
1999-00	Mats Sundin	4 (goal, 3 assists)
	Curtis Joseph	Did not attend due to injury
2000-01	**Mats Sundin (543,428)	0
	**Curtis Joseph (554,789)	3 goals against
2001-02	Dmitry Yushkevich	2 (goal, assist)
	Mats Sundin	4 (2 goals, 2 assists)
2002-03	Mats Sundin	2 (2 assists)
	Tomas Kaberle	1 (assist)
2003-04	Mats Sundin	Did not attend due to injury
	Ed Belfour	Did not attend due to injury
2004-05	Mats Sundin	2 (2 assists)
	Gary Roberts	2 (goal, assist)
2005-06	Did not play due to work stoppage.	0
2006-07	None - 2006 Torino Olympics	0
2007-08	Tomas Kaberle	0
2008-09	Tomas Kaberle	2 (2 assists)
2009-10	None - 2010 Vancouver Olympics	0
2010-11	Phil Kessel	0
2011-12	***Dion Phaneuf	0
	****Joffrey Lupul	2 (2 goals)
2012-13	Phil Kessel	3 (goal, 2 assists)
2013-14	Did not play due to work stoppage.	0
	None - 2014 Sochi Olympics	0

} Challenge Cup (Team NHL vs. Soviet Union)

*Felix Potvin earned 231,993 fan votes to become the first Maple Leaf to ever start the All-Star Game at any position since the inception of the balloting system in 1985-86. **Voted by the fans as a starter for the All-Star Game (number of votes in brackets). Prior to 1968-69, the All-Star Game participants consisted of the previous season's Stanley Cup winner versus All-Stars selected from the remainder of the league. ***Voted by the fans to play in NHL All-Star Game. ****Joffrey Lupul was an assistant captain for Team Chara.

These Toronto Maple Leafs have been selected to the National Hockey League year-end All-Star Teams. First, Second or Rookie team indicated in parentheses.

1930-31

King Clancy, defence (1st)

1931-32

Harvey Jackson, left wing (1st)
King Clancy, defence (2nd)
Charlie Conacher, right wing (2nd)
Dick Irvin, coach (2nd)

1932-33

King Clancy, defence (2nd)
Charlie Conacher, right wing (2nd)
Harvey Jackson, left wing (2nd)
Dick Irvin, coach (2nd)

1933-34

King Clancy, defence (1st)
Charlie Conacher, right wing (1st)
Harvey Jackson, left wing (1st)
Joe Primeau, centre (2nd)
Dick Irvin, coach (2nd)

1934-35

Charlie Conacher, right wing (1st)
Harvey Jackson, left wing (1st)
Dick Irvin, coach (2nd)

1935-36

Charlie Conacher, right wing (1st)
Bill Thoms, centre (2nd)

1936-37

Harvey Jackson, left wing (1st)

1937-38

Gord Drillon,* right wing (1st)
Syl Apps, centre (2nd)
*Tied with Cecil Dillon, New York Rangers

1938-39

Syl Apps, centre (1st)
Gord Drillon, right wing (1st)

1940-41

Turk Broda, goal (1st)
Wally Stanowski, defence (1st)
Sweeney Schriner, left wing (1st)
Syl Apps, centre (2nd)

1941-42

Syl Apps, centre (1st)
Turk Broda, goal (2nd)
Bucko McDonald, defence (2nd)
Gord Drillon, right wing (2nd)

1942-43

Lorne Carr, right wing (1st)
Syl Apps, centre (2nd)

1943-44

Babe Pratt, defence (1st)
Lorne Carr, right wing (1st)
Paul Bibeault, goal (2nd)
Hap Day, coach (2nd)

1944-45

Babe Pratt, defence (2nd)

1945-46

Gaye Stewart, left wing (1st)

1947-48

Turk Broda, goal (1st)

1949-50

Gus Mortson, defence (1st)
Ted Kennedy, centre (2nd)

1950-51

Jim Thomson, defence (2nd)
Ted Kennedy,* centre (2nd)
Sid Smith, left wing (2nd)
*Kennedy tied with Sid Abel, Detroit

1951-52

Jim Thomson, defence (2nd)
Sid Smith, left wing (2nd)

1953-54

Harry Lumley, goal (1st)
Tim Horton, defence (2nd)
Ted Kennedy, centre (2nd)

1954-55

Harry Lumley, goal (1st)
Sid Smith, left wing (1st)

1955-56

Tod Sloan, centre (2nd)

1959-60

Allan Stanley, defence (2nd)

1960-61

Johnny Bower, goal (1st)
Frank Mahovlich, left wing (1st)
Allan Stanley, defence (2nd)

1961-62

Carl Brewer, defence (2nd)
Dave Keon, centre (2nd)
Frank Mahovlich, left wing (2nd)

1962-63

Carl Brewer, defence (1st)
Frank Mahovlich, left wing (1st)
Tim Horton, defence (2nd)

1963-64

Tim Horton, defence (1st)
Frank Mahovlich, left wing (2nd)

1964-65

Carl Brewer, defence (2nd)
Frank Mahovlich, left wing (2nd)

1965-66

Allan Stanley, defence (2nd)
Frank Mahovlich, left wing (2nd)

1966-67

Tim Horton, defence (2nd)

1967-68

Tim Horton, defence (1st)

1968-69

Tim Horton, defence (1st)

1970-71

Dave Keon, centre (2nd)
Jacques Plante, goal (2nd)

1974-75

Borje Salming, defence (2nd)

1975-76

Borje Salming, defence (2nd)

1976-77

Borje Salming, defence (1st)
Lanny McDonald, right wing (2nd)

1977-78

Borje Salming, defence (2nd)
Darryl Sittler, centre (2nd)

1978-79

Borje Salming, defence (2nd)

1979-80

Borje Salming, defence (2nd)

1982-83

Dan Daoust, centre (rookie)

1985-86

Wendel Clark, left wing (rookie)

1992-93

Felix Potvin, goal (rookie)

1994-95

Kenny Jonsson, defence (rookie)

1996-97

Sergei Berezin, left wing (rookie)

1997-98

Mike Johnson, left wing (rookie)

2001-02

Mats Sundin, centre (2nd)

2003-04

Bryan McCabe, defence (2nd)
Mats Sundin, centre (2nd)

2008-09

Luke Schenn, defence (rookie)

2011-12

Jake Gardiner, defence (rookie)

ALL-TIME SWEATER NUMBERS

*Some players wore two or more numbers.

*Includes regular season and playoffs but does not include 2013-14 season.



Baz Bastien, Gord Bell, Tim Bernhardt, Paul Bibeault, Johnny Bower, Turk Broda, Lorne Chabot, Ed Chadwick, Gerry Cheevers, Bruce Dowie, Bruce Gamble, Ben Grant, George Hainsworth, Peter Ing, Ed Johnston, Mark Laforese, Michel Larocque, Harry Lumley, Cesare Maniago, Gilles Mayer, Frank McCool, Gerry McNamara, Gord McRae, Jacques Plante, Justin Pogge, Daren Puppa, Andrew Raycroft, Jeff Reese, Damian Rhodes, Curt Ridley, Johnny Roach, Jim Rutherford, Don Simmons, Al Smith, Gary Smith, Rick St. Croix, Phil Stein, Vince Tremblay, Dunc Wilson, Ross "Lefty" Wilson.



Wade Belak, Carl Brewer, Garth Butcher, Bobby Copp, Bert Corbeau, Gerald Diduck, Jerome Dupont, Dallas Eakins, Ted Fauss, Mark Fraser, Bob Goldham, Danny Hillman, Larry Hillman, Red Horner, Greg Hotham, Trevor Johansen, Brian Leetch, Sylvain Lefebvre, Rick Ley, Joe Lundrigan, Darwin McCutcheon, Ric Nattress, Gary Nylund, Pierre Pilote, Babe Pratt, Beattie Ramsey, Marc Reaume, Luke Richardson, Luke Schenn, Art Smith, Wally Stanowski, Jim Thomson, Ian Turnbull, Rob Zetter.



Al Arrau, Wade Belak, Jim Benning, Mickey Blake, William Brydge, Larry Carriere, Sylvain Cote, Hap Day, Dale Degray, Art Duncan, Daryl Evans, Garnet Exelby, Fern Flaman, Jimmy Fowler, Todd Gill, John Grisdale, Reg Hamilton, Pierre Hedin, Flash Hollett, Syd Howe, Grant Jennings, Alex Levinsky, Bob Manno, Dave Manson, Brad Marsh, Matt Martin, Bucko McDonald, Marc Moro, Jim Morrison, Gus Mortson, Ken Murray, Randy Murray, Bob Neely, Dion Phaneuf, Marcel Pronovost, Joel Quenneville, Pat Ribble, Bob Rouse, Duane Rupp, Charlie Sands, Brad Selwood, Dave Shand, Art Smith, Wally Stanowski.



Reid Bailey, Hugh Bolton, Cory Cross, Kevin Dahl, Bob Davidson, Hap Day, Art Duncan, Dave Dunn, Dave Ellett, Jeff Finger, Cody Franson, Greg Hotham, Trevor Johansen, Red Kelly, Steve Kraftcheck, Rick Lanz, Gary Leeman, Brad Maxwell, Bob McGill, Mike Pelyk, Robert Picard, Tracy Pratt, Duane Rupp, Dave Shand, Darryl Shannon, D.J. Smith, Harry Watson.



Bill Barilko, Andy Blair, Garth Boesch, King Clancy, Bill Carson, Bob Davidson, Corbett Denny, Reg Hamilton, Pep Kelly, Nick Metz, Moe Morris.



Ace Bailey, Charlie Conacher, Ron Ellis, George Patterson.



Max Bentley, King Clancy, Terry Clancy, Dan Cox, Garnet Exelby, Kelly Fairchild, Jim Harrison, Jim Herberts, Tim Horton, Binet Kampman, Butch Keeling, Derek King, Bert McCaffrey, Lanny McDonald, Jack McLean, Dave McLlwain, Sergio Momesso, Ken Murray, Frank Nighbor, Jason Poddolan, Bud Poile, Joe Primeau, Mike Ridley, Gary Roberts, Doc Romnes, David Sacco, Rocky Saganuik, Jack Shill, Bill Taylor, Greg Terrion, Gilles Thibaudeau, Bill Thoms, Ian White.



Mike Allison, Tim Armstrong, Don Ashby, Ace Bailey, Ken Baumgartner, Aki Berg, Gus Bodnar, Buzz Boll, Murph Chamberlain, Carlo Colaiacovo, Rich Costello, Hal Cotton, Tie Dorn, Jim Dorey, Gerry Ehman, Alex Faulkner, Ron Ellis, Tim Gleason, Chris Govevadis, Todd Hawkins, Mel Hill, George Horne, Greg Hotham, Pierre Jarry, Larry Keenan, Dmitri Khristich, Jo Klukay, Mike Komisarek, Les Kozak, Pete Langelie, John MacMillan, Norm Mann, Willie Marshall, Paul Masnick, Bob McGill, Sean McKenna, Don Metz, Richard Mulhern, Gary Nylund, Fred Perlini, Walt Poddubny, Rob Ramage, Larry Regan, Rocky Saganuik, Brit Selby, Sid Smith, Jack Valiquette, Todd Warriner, Gary Yaremchuk.



Stewart Adams, Glenn Anderson, Nik Antropov, Colby Armstrong, Don Ashby, Andy Bathgate, Mark Bell, Lorne Carr, Lex Chisholm, Charlie Conacher, Russ Courtnall, Mike Craig, Dick Duff, Stewart Gavin, Alex Gray, Niklas Hagman, Dave Hannan, Josh Holden, Brent Imlach, Busher Jackson, Calle Johansson, Pep Kelly, Ted Kennedy, Gerald Lowrey, Dan Maloney, Alexander Sjugobov, Norm Ullman.



Glenn Anderson, John Anderson, Syl Apps, George Armstrong, Bill Berg, Vincent Damphousse, George Ferguson, Ron Francis, Aaron Gavey, Roger Jenkins, Butch Keeling, Ted Kennedy, Brad May, Nick Metz, Zdenek Nedved, Eric Pettinger, Joe Primeau, Marian Stastny, Alex Steen, Garry Valk.



Nik Antropov, Andy Blair, Fred Boimistruck, Bruce Boudreau, Harold Cotton, Dave Creighton, David Downie, Art Duncan, Philippe Dupuis, Ron Ellis, Gerry Foley, Mike Gartner, Todd Gill, Gaston Gingras, Mark Greig, Inge Hammarstrom, Red Horner, Jack Ingozidsby, Busher Jackson, Gerry James, Larry Landon, Guy Larose, Gary Leeman, Al MacNeil, Jay McClement, Walt McKechnie, Howie Meeker, Don Metz, Rudy Migay, Bob Nevin, Owen Nolan, Murray Oliver, Cam Plante, Norman (Bud) Poile, Sweeney Schriener, Brit Selby, Fredrik Sjostrom, Todd Sloan, Bob Solinger, Steve Sullivan, Jiri Tlustý, Guy Trottier, Ron Wilson.



Ace Bailey, Andy Blair, Serge Boisvert, Laurie Boschman, Bruce Boudreau, Wayne Carleton, Tim Connolly, Brandon Convery, Gord Drillon, Bill Ezinicki, Frank Finnigan, Tom Fitzgerald, Fern Flaman, Jim Harrison, Jeff Jackson, Wes Jarvis, Roger Jenkins, Ross Johnston, Ted Kennedy, Hec Kilrea, Kris King, Al MacNeil, Gary McAdam, Dale McCourt, Larry Mickey, Mark Osborne, Bob Pearson, Walt Poddubny, Babe Pratt, Mason Raymond, Eddie Rodden, Doug Shedden, Art Smith, Lorne Stampler, Pete Stelmowski, Lee Stempniak, Ron Stewart, Steve Thomas, Erol Thompson, Dixon Ward.



Ken Linseman, Mats Sundin, Ken Yaremchuk.



Dave Andreychuk, Peter Backor, Steve Backor, George Boothman, Red Carr, Murph Chamberlain, Rob Cimetta, Bobby Copp, Harold Cotton, Brian Cullen, Miroslav Frycer, Bob Gracie, Bob Goldham, Harold Halderson, Ted Hampson, Darby Hendrickson, Jonas Hoglund, Buck Jones, Mike Kaszycki, Dave Keon, Craig Laughlin, Guy Lowrey, Vic Lynn, Gus Marker, John McLellan, Johnny McCree, Rudy Migay, Gary Monahan, Jim Morrison, Wilf Paiement, Dave Reid, Rene Robert, Matt Stajan, Dave Tomlinson, Bill Thoms, Stan Weir, Ron Wilson.



George Armstrong, Jim Benning, Pat Boutette, Wally Boyer, Bill Carson, Les Costello, Marty Dallman, Ken Doraty, Denis Dupere, Mike Foligno, Lou Franceschetti, Dave Gagner, Benny Grant, Jack Hamilton, Billy Harris, Pat Hickey, Flash Hollett, Red Homer, Syd Howe, Mike Hudson, Peter Ihnacak, Art Jackson, Larry Jeffrey, Tomas Kaberle, Pep Kelly, Derek Laxdal, Claude Loiselle, Matthew Lombardi, Paul Marshall, Bob McGill, Howie Meeker, Don Metz, Nick Metz, Earl Miller, Dmitri Mironov, Joe Primeau, Paul Ranger, Gary Sabourin, Brit Selby, Todd Sloan, Brian Spencer, Bob Stephenson, Gaye Stewart, Bill Sutherland, Gary Unger, Mike Walton, Brian Wiseman, Ken Yaremchuk.



Russ Adam, Syl Apps, Earl Balfour, Jamie Baker, Craig Berube, Lonny Bohonos, Leo Boivin, Goerge Boothman, Nikolai Borschevsky, Greg Britz, Amie Brown, Ray Ceresino, Jack Church, Pete Conacher, Rich Costello, Russ Courtnall, Brian Cullen, Harold Darrah, Ernie Dickens, Tim Ecclestone, Bill Ezinicki, Paul Fenton, Murray Grant, Ray Hamnigan, Billy Harris, Darby Hendrickson, Red Heron, Pat Hickey, Larry Hillman, Dan Hodgson, Tim Horton, Art Jackson, Gerry James, Wes Jarvis, Jim Jones, Greg Johnston, Mike Kaszycki, Rick Kehoe, Pep Kelly, Gary Leeman, Alex Levinsky, Jamie Lundmark, Clarke MacArthur, Blair MacKasey, Fleming Mackell, John McCormack, Nick Metz, Jim Mikol, Dickie Moore, Eric Nesterenko, Frank Nigro, Ed Olczyk, Bert Olmstead, Randy Osburn, George Parsons, Bud Poile, Charlie Sands, Rod Seiling, Sid Smith, Wally Stanowski, Gaye Stewart, Bill Thoms, Darcy Tucker, Mike Walton, Bob Warner, Ken Yaremchuk.

ALL-TIME SWEATER NUMBERS

17

Murray Armstrong, Bob Bailey, Alain Belanger, Buzz Boll, Bruce Boudreau, Doug Brindley, Jerry Butler, Wendell Clark, Brian Conacher, Bob Davidson, Ab Demarco, Dave Downie, Bruce Draper, Dick Duff, Denis Dupere, Gerry Ehman, Paul Evans, Bill Eziricki, Jack Forsey, Cal Gardner, Stewart Gavin, Bob Goldham, Benny Grant, Jack Hamilton, Gord Hannigan, Duke Harris, Bob Hassard, Red Heron, Paul Higgins, Bronco Horvath, Art Jackson, Harvey Jackson, Jim Jarvis, Bingo Kampman, Rick Kehoe, Joe Klukay, Don McKenzie, Nick Metz, Jim Pappin, Jean Paul Parise, Eric Prentice, Fred Robertson, Duane Rupp, Charlie Sands, Rod Seiling, Floyd Smith, Bill Stewart, Blaine Stoughton, Harry Taylor, Rys Thomson.

18

Al Arbour, Norm Armstrong, Bob Bailey, Alain Belanger, Garth Boss, Leo Boivin, Carl Brewer, Mike Brown, Brian Conacher, Brian Cullen, Bob Davidson, Harold Druken, Paul Gagne, Paul Gardner, Ernie Godden, Red Heron, Peter Ihnacak, Art Jackson, Bill Juzda, Chad Kilger, Craig Laughlin, Kevin Maguire, Kent Mandeville, Bob Manno, Gus Marker, Gary Marsh, Pres Mayer, Alyn McCauley, Jim McKenny, Jack McLean, Don Metz, Windy O'Neill, Jim Pappin, George Parsons, Scott Pearson, Wayne Presley, Wayne Primeau, David Reid, Ron Sedlbauer, Jack Schill, Peter White, Jeremy Williams.

19

Doug Baldwin, Bill Barillo, Leo Boivin, Hugh Bolton, Bruce Boudreau, Turk Broda, Jack Church, Ray Corrigan, Barry Cullen, John Cullen, Bill Derlago, Kent Douglas, Jeff Farkas, Tom Fergus, Bill Flett, Jack Hamilton, Paul Henderson, Greg Hubick, Gerry James, Kenny Jonsson, Dmitri Khristich, Joe Klukay, Jeffrey Lupul, Norm Mann, Bucko McDonald, Don Metz, Nick Metz, Fredrik Modin, Dominic Moore, Gus Morton, Eric Nesterenko, Mikael Renberg, Jack Schill, Ron Stewart, Alexander Suglobov, Billy Taylor, Don Webster, John Wilson.

20

Claire Alexander, George Armstrong, Don Ashby, Bob Bailey, Ed Belfour, Mickey Blake, Hugh Bolton, Bill Burega, Larry Cahm, Ed Chadwick, Jack Church, Frank Dunlap, Jeff Farkas, Frank Finnigan, Hank Goldup, Reg Hamilton, Christian Hanson, Bob Hassard, Tim Horton, Jack Ingoldby, Ralph Intranou, Art Jackson, Mike Johnson, Terry Johnson, Bingo Kampman, Mike Kaszycki, Ted Kennedy, Mark Kirton, Jim Korn, Alexei Kudashov, Paul Lawless, Don Luce, Frank Mathers, Kevin McClelland, John McCormack, John McCreedy, Gary Monahan, Zdenek Nedved, Mike Pelyk, Bob Pulford, Bobby Reynolds, Joe Sacco, Jack Schill, Al Secord, Tod Sloan, Wally Stanowski, David Steckel, Rich Sutter, Jim Thomson, Rick Vaive.

21

Gary Aldcorn, Bob Bailey, Bill Barillo, Bobby Baun, Gus Bodnar, Leo Boivin, Aaron Broten, Terry Clancy, Mariusz Czerkawski, Bob Daves, Gord Drillon, Mike Eastwood, Jack Howard, Ron Hurst, Pete Langelle, Danny Lewicki, Parker MacDonald, Adam Mair, Norm Mann, Jack Markle, Willie Marshall, Jamal Mayers, Sean McKenna, Rudy Migay, Jim Morrison, Kirk Muller, Mark Osborne, Mike Pelyk, John Pohl, Martin Prochazka, Robert Reichel, Warren Rychel, Borje Salming, Darryl Sly, Bob Solinger, Gaye Stewart, Billy Taylor, Harry Taylor, James van Riemsdyk.

22

Doug Acomb, Gary Aldcorn, Earl Balfour, Ken Baumgartner, Francois Beauchemin, Jack Bionda, Charles Blair, Mike Blaisdell, Eric Brown, Mike Bullard, Lex Chisholm, Brian Conacher, Les Costello, Dave Creighton, Brian Cullen, Boyd Devereaux, Dave Fortier, Jack Hamilton, Reg Hamilton, Gord Hannigan, Larry Hillman, Ron Hurst, Larry Jeffrey, Danny Johnson, Forbes Kennedy, Ken Klee, Igor Korolev, Fleming Mackell, Al MacNeil, Brian Marchinko, Don Marshall, Shep Mayer, Rudy Migay, Jim Morrison, Alexei Ponikarovskiy, Scott Pearson, Michel Petit, Luke Richardson, Tod Sloan, Sid Smith, Jerred Smithson, Brian Spencer, Cy Thomas, Errol Thompson, Ray Timgren, Rick Vaive, Glen Wesley, Tiger Williams.

23

Bob Bailey, Earl Balfour, Hugh Bolton, Greg Britz, Turk Broda, Jeff Brubaker, Randy Carlyle, Dave Creighton, Joe Crozier, Bob Daves, Ernie Dickens, Harold Druken, Slava Duris, Dave Frazier, John Gibson, Todd Gill, Hank Goldup, Pat Graham, Gord Hannigan, Pat Hannigan, Andre Hinse, Dave Hutchison, Brett Lebeda, Danny Lewicki, Bill MacMillan, Phil Maloney, Ryan O'Byrne, Alexei Ponikarovskiy, Noel Price, Pat Quinn, Al Rollins, Phil Sarnis, Eddie Shack, Dale Smedsmo, Trevor Smith, Bob Solinger, Ken Strong, Petr Svoboda, Ray Timgren, Jeff Ware.

24

Norman Aubin, Patrik Augusta, Earl Balfour, Gord Bell, Drake Berehowsky, John Brennan, Al Buchanan, Mike Byers, Gary Collins, Dan Daoust, Dick Duff, Slava Duris, Aut Erickson, Jonas Frogen, Brian Glennie, Per Gustafsson, Peter Holland, Brent Imlach, Ed Joyal, Bill Kendall, John-Michael Liles, John MacMillan, Al MacNeil, Darryl Maegs, Willie Marshall, Bryan McCabe, Jim Morrison, Mike Nykoluk, Tom Pederson, Michel Petit, Joe Sacco, Terry Sawchuk, Daryl Shannon, Don Simmons, D.J. Smith, Sid Smith, Ron Stewart, Scott Thornton, Randy Wood.

25

Greg Andrusak, John Arundel, Earl Balfour, Willy Bossart, Al Buchanan, Jack Caffery, Wayne Carleton, Bob Daves, Paul DiPietro, Garry Edmundson, Scott Garland, Hal Gill, Bob Hassard, Jeff Jackson, Alexander Khavanov, Orland Kurtenbach, Tom Kuvers, Ed Litzenberger, Jyrki Lumme, John MacMillan, Phil Maloney, Milan Macetta, Terry Martin, Gil Mayer, Mike McIntyre, Mike Kennedy, Eric Nesterenko, Joe Nieuwendyk, Ben Ondrus, George Parsons, Bud Poile, Marc Reaume, David Reid, Bill Root, Rod Schutt, Jason Smith, Greg Smyth, Bob Solinger, Peter Stastkoski, Mike Stothers, Frank Sullivan, Steve Thomas, Darren Veitch, Leigh Verstraete, Ron Ward, Terry Yake, Gary Yaremchuk, Peter Zezel.

26

Gary Aldcorn, Bob Baun, Dave Burrows, Jack Capuano, Russ Courtnall, Petteer Granberg, Paul Healey, Jamie Heward, Bill Kitchen, Chris Kotsopoulos, Mike Krushelnyski, Rick Ley, Bob Liddington, John-Michael Liles, Frank Mahovlich, Wally Maxwell, Bob McGill, Basil McRae, Jerry Meehan, Gary Melrose, Lyle Moffat, Craig Muni, Ben Ondrus, Nathan Perrott, Allan Stanley, Mike Stevens, Mike Van Ryn, Darren Veitch, Kurt Walker, Craig Wolanin, Dmitry Yushkevich, Mike Zigomans.

27

Shayne Corson, Brian Cullen, Lucien DeBlois, Ken Girard, Miroslav Ihnacak, John Kordic, Frank Mahovlich, Bryan Marchmont, Chris McRae, Jerry Meehan, Gord Nelson, Mike Nykoluk, Michael Peca, Dave Semenko, Darryl Sittler.

28

John Anderson, Carl Brewer, Bruce Boudreau, Randy Carlyle, Brian Curran, Tie Dorn, Paul Evans, Dave Farrish, David Harlock, Benoit Hogue, Val James, Derek Laxdal, Kevin Maguire, Paul Marshall, Bill McCreary, Colton Orr, Mike Pelyk, Fred Perlini, Bill Root, Bob Rouse, Darryl Shannon, Greg Smyth, Leigh Verstraete, Blake Wesley, Rod Willard, Gary Yaremchuk.

29

Drake Berehowsky, Jerry D'Amigo, Paul Evans, Martin Gerber, Todd Gill, Ken Hammond, Paul Higgins, Matt Lashoff, Joe MacDonald, Chris McRae, Mike Palmatier, Fred Perlini, Karel Pilar, Justin Pogge, Felix Potvin, Darryl Shannon, Brad Smith, Bill Thoms, Vincent Tremblay.

30

Jean-Bastien Aubin, Tom Barrasso, Allan Bester, Sebastian Centomo, Don Edwards, Bruce Gamble, Paul Harrison, Glenn Hela, Michel Laroque, Ron Low, Bernie Parent, Terry Sawchuk, Ben Scrivens, Al Smith, Rick St. Croix, Wayne Thomas, Vince Tremblay, Rick Wamsley, Dunc Wilson, Ken Wregget.

31

Don Beaupre, Allan Bester, Marcel Cousineau, Jiri Crhan, Marv Edwards, Grant Fuhr, Pierre Hamel, Peter Ing, Curtis Joseph, Paul Kubina, Murray McLachlin, Gord McRae, Bob Parent, Damian Rhodes, Al Smith, Ken Wregget.

32

Greg Britz, Joe Colborne, Mike Eastwood, Alex Foster, Pierre Hamel, Benoit Hogue, Wes Jarvis, Nick Kypreos, Josh Leivo, Daniel Marois, Chris McRae, Craig Muni, Frank Nigro, Fred Perlini, Ken Strong, Mikael Tellqvist, Steve Thomas, Kris Versteeg, Gary Yaremchuk, Ron Zanussi.

33

Reid Bailey, Bates Battaglia, Don Beaupre, Jeff Brown, Luca Caputi, David Cooper, Doug Favell, Bob Halkidis, Benoit Hogue, Dave Hutchison, Al Iafate, Craig Johnson, Matt Martin, Chris McAllister, Craig Muni, Curt Ridley, Wayne Thomas, Bob Wren.

ALL-TIME SWEATER NUMBERS

34

Bryan Berard, Rob Cimetta, Rocky Dundas, Ted Fauss, Flash Hollett, Wes Jarvis, Terry Johnson, Maxim Kondratiev, Jamie Macoun, Craig Muni, Fred Perfini, Dave Reid, James Reimer, Jeff Serowik, Darryl Shannon, Leigh Verstraete, Ken Yaremchuk.

35

Normand Aubin, Bruce Boudreau, Marty Dallman, Jean-Sebastien Giguere, Pat Jablonski, Derek Laxdal, Drew MacIntyre, Marc Magnan, Jeff Reese, Curt Ridley, Rod Schutt, Corey Schwab, Vesa Toskala.

36

Brendan Bell, Frank Bialowas, Len Esau, Carl Cunnarsson, Ken McRae, Mike Millar, Jamie Heward, Anton Stralman, Dmitry Yushkevich.

37

Carter Ashton, Tim Brent, Darby Hendrickson, Trevor Kidd, Mark Kolesar, Eric Lacroix, Don MacLean, Jason Podollan, Doug Shedden, Dave Tomlinson, Ian White.

38

David Harlock, Brad Leeb, Frazer McLaren, Jay Rosehill, Chris Snell, Yannick Tremblay.

39

Kelly Chase, Jeff Farkas, Matt Frattin, Simon Gamache, Travis Green, Mike Kennedy, Ladislav Kohn, Greg McKeeg, John Mitchell, Alexei Ponikarovskiy, Eric Westrum, Clarke Wilm, Ron Zanussi.

40

Troy Bodie, Tie Domi, Kelly Fairchild, Ken McRae, Phil Oreskovic, Jussi Rynnäs.

41

Jason Allison, Paul Gagne, Eric Lacroix, Nikolai Kulemin, Matt Stajan, Jiri Tlustý, Shayne Toporowski.

42

Keryn Adams, Tyler Bozak, David Cooper, Tim Stapleton, Kyle Wellwood.

43

Ken Belanger, Nathan Dempsey, Nazem Kadri, Jay Harrison.

44

Brian Bradley, John Craighead, Anders Eriksson, Ryan Hollweg, Brayden Irwin, Staffan Kronwall, John McIntyre, Yanic Perreault, Morgan Rielly.

45

Jonathan Bernier, Carlo Colaiacovo, Mark Fraser, Marcel Mueller, Zdenek Nedved, Viktor Stalberg.

46

David Broll, Joey Crabb, Ben Ondrus.

47

Darryl Boyce, Leo Komarov.

48

Ryan Hamilton, Jeremy Williams.

49

Dmitri Yakushin.

50

Darryl Boyce, Jonas Gustavsson.

51

Jake Gardiner, Jeff Hamilton, Rickard Wallin.

52

Robbie Earl, Sean Haggerty, Alexander Karpovtsev.

53

Mike Kostka, John Pohl.

54

Kris Newbury.

55

Drake Berehowsky, Jason Blake, Korbinian Holzer, Danny Markov, Larry Murphy, Ric Jackman.

56

Spencer Abbott, Andre Deveaux, Andy Wozniwski.

59

Keith Aulie, Jamie Devane, Jaime Sifers.

63

Dave Bolland

67

Robert Svehla.

71

David Clarkson, Mike Foligno.

72

Mathieu Schneider.

73

Pavel Kubina.

77

Pavel Kubina.

80

Nik Antropov.

81

Phil Kessel.

84

Mikhail Grabovski.

88

Eric Lindros.

89

Alexander Mogilny.

92

Jeff O'Neill.

93

Doug Gilmour, Alexander Godynyuk.

94

Sergei Berezin, Yanic Perreault.

96

Phil Housley.

99

Wilf Paiement.



HOCKEY HALL OF FAME INDUCTEES

These esteemed members of the Hockey Hall of Fame all saw service either as a player or on the organizational side of the Toronto Arenas, Toronto St. Pats or Toronto Maple Leaf Hockey Club. Year in brackets indicates year elected. Players recognized based on the following criteria:

- Skaters: 100 games as a Leaf
- Goaltenders: 80 games as a Leaf
- Coaches: 80 games as a Leaf



BUILDERS



HAROLD E. BALLARD
(1977)



J.P. BICKELL
(1978)



PAT BURNS
(2014)



CLIFF FLETCHER
(2004)



JIM GREGORY
(2007)



WILLIAM A. HEWITT
(1947)



FOSTER HEWITT
(1965)



GEORGE "PUNCH"
IMLACH (1984)



DICK IRVIN SR.
(1958)



ROGER NEILSON
(2002)



RUDY PILOUS
(1985)



NORMAN "BUD" POILE
(1990)



FRANK J. SELKE
(1960)



CONN SMYTHE
(1958)

HOCKEY HALL OF FAME INDUCTEES

PLAYERS



JACK ADAMS
(1959)



GLENN ANDERSON
(2008)



SYL APPS
(1961)



GEORGE ARMSTRONG
(1975)



IRVINE "ACE" BAILEY
(1975)



ED BELFOUR
(2011)



MAX BENTLEY
(1966)



JOHNNY BOWER
(1976)



WALTER "TURK" BRODA
(1967)



HARRY CAMERON
(1962)



FRANK "KING" CLANCY
(1958)



CHARLIE CONACHER
(1961)



CLARENCE "HAP" DAY
(1961)



GORD DRILLON
(1975)



DICK DUFF
(2006)



CECIL "BABE" DYE
(1970)



FERNIE FLAMAN
(1990)



GRANT FUHR
(2003)



MIKE GARTNER
(2001)



DOUG GILMOUR
(2011)



GEORGE
HAINSWORTH (1961)



REGINALD "RED"
HORNER (1965)



TIM HORTON
(1977)

HOCKEY HALL OF FAME INDUCTEES

PLAYERS



HARVEY "BUSER"
JACKSON (1971)



LEONARD "RED" KELLY
(1969)



TED KENNEDY
(1966)



DAVE KEON
(1986)



HARRY LUMLEY
(1980)



FRANK MAHOVLICH
(1981)



LANNY McDONALD
(1992)



LARRY MURPHY
(2004)



REG NOBLE
(1962)



BERT OLMSTEAD
(1985)



JACQUES PLANTE
(1978)



WALTER "BABE"
PRATT (1966)



JOE PRIMEAU
(1963)



MARCEL PRONOVOST
(1978)



BOB PULFORD
(1991)



BORJE SALMING
(1996)



TERRY SAWCHUK
(1971)



DAVID "SWEENEY"
SCHRINER (1962)



DARRYL SITTLER
(1989)



ALLAN STANLEY
(1981)



MATS SUNDIN
(2012)




NORM ULLMAN
(1982)



HARRY WATSON
(1994)

PAT BURNS 1952 - 2010



PRIOR TO THE INCEPTION OF THE MAPLE LEAFS

Once known as the Arenas and the St. Patricks, Toronto's premier hockey franchise became known as the Maple Leafs after a group headed by Conn Smythe purchased the team on Valentine's Day, February 14, 1927. Taking over a club that earned Stanley Cup championships in 1918 (Toronto Arenas) and 1922 (Toronto St. Pats), Smythe soon started laying the foundation that evolved into the current appearance of the storied Toronto Maple Leafs. Now in charge of Toronto's National Hockey League entry, Smythe's patriotic pride led him to decide on a Maple Leaf as the team's namesake and crest. The Maple Leaf was a proud national symbol to Smythe due to his military career. It is also said that he admired the team name of the East Toronto Maple Leaves whom he scouted regularly. The uniform colours remained green and white for the balance of the 1926-27 season out of respect for the previous organization but a makeshift jersey was employed that year as a Maple Leaf replaced the "St. Pats" on the chest. The next season, he changed the colours to blue and white, likely due to his long time involvement with the University of Toronto Blues hockey team who share the same colours. Past Public Relations Director, Stan Obodiac was fond of saying the blue represented the blue of the Canadian sky and the white represented the white of the Canadian snow.

1927-33

In 1927, the Leafs were the first NHL club to have both a home sweater (blue) and a road sweater (white). This distinction would continue for the following few seasons. Smythe's first proper uniform consisted of a dark blue home jersey with a series of thin-wide-thin striped bands on the arms, leggings and shoulders, and a 48-point Maple Leaf on the chest with the words "Toronto Maple Leafs" displayed upwards, like a smile, on the crest. The Leafs road uniform of the time was white with three stripes of equal width above and below the same Maple Leaf on the chest (just above the waist). These stripes were also on the back of the sweaters and the stockings.

1933-34

Same design, except the thin-wide-thin stripes on the neck and shoulders were replaced with three thin stripes of equal width.

1934-37



George Patterson
1927-28



Charlie Conacher
1929-30



Sid Smith
1947-48

The basic design of the Leaf uniform for the next four decades was established just prior to the Ace Bailey Benefit Game. The leggings remained the same – three sets of thin-wide-thin stripes – but the jersey itself consisted of two stripes of equal width on the arms and on the waist. There were no stripes on the shoulder, just a simple white band around the collar. The maple leaf crest remained unchanged. The road uniform was similar, with blue stripes and collar.

1937-67

The home uniform remained virtually unchanged during these years except for some subtle alterations to the Maple Leaf crest. The appearance of veins appeared on the crest. As well, the word “Toronto” curving downwards and “Maple Leafs” going straight across appeared in 1937. A 35-point Leaf crest was introduced in 1942. In 1947, the words “Toronto Maple Leafs” appeared in red, but the innovation was largely ceremonial and only lasted one semester. The first appearance of the captain’s “C” and the alternate captain’s “A” appeared during the 1946-47 season. Other modifications included: highlighting the Leaf crest with a white border (or blue border) and variations to the veins of the Leaf. In 1958, the neck was outfitted with a six-eyelet lace and tie, and this remained a feature of the Leaf uniform until 1973. In 1958, a major alteration was made to the Leafs’ road uniform when a solid blue yolk was added to the shoulder, extending from the neck to just above the stripe on the arm. In 1961, when the Leafs began to put numbers on the sleeves of the jersey, this stripe was tapered back to the top of the arm.

1967-70

The first major modification in four decades was made to both the Leafs’ home and road uniform prior to the start of the 1967 playoffs. The standard 35-point Leaf crest was replaced with a solid 11-point Maple Leaf – similar to the Maple Leaf displayed on the new Canadian flag – in celebration of Canada’s centennial year. “Toronto” still curved slightly downward. The two stripes on the arm and waist were replaced with one set of thin-wide-thin stripes, not unlike those on the Leaf uniform of 1928. The road uniform still retained the solid blue yolk on the shoulders.

1970-92

Another distinctive change was made to the Leafs uniform prior to the start of the 1970-71



Jim Thomson & Fernie Flaman
1952-53



Harry Watson, Harry Lumley, Sid Smith
1953-54

season, when the NHL introduced legislation requiring the home team to wear white uniforms at home. The crest that was introduced in 1967 was abandoned in favour of the 11-point Leaf with the word "Toronto" going straight across and running parallel to the words "Maple Leafs." The arm stripes on both home and away uniforms was discontinued, replaced with a solid yolk extending from the neck to the wrist. A solid stripe on the waist, two solid stripes on the stockings and a miniature Leaf crest on the shoulders completed the new uniform design. The Leafs went back to the tie down collar for 1973-74 to 1975-76. In 1975, the leggings were altered to have two stripes instead of three. In 1976-77, the collar went back to the V-neck shape. In 1977, names appeared on the back of the road uniform and by 1979, on the back of the home jersey as well. Ceremonial patches, such as those celebrating the 50th anniversary of the Gardens, commemorating the Heart and Stroke fund, and dedications to King Clancy and Harold Ballard were common features in the 1980s and early 1990s.

1992-2000

During selected games of the NHL's 75 Anniversary Season (1991-92), the Leafs wore an "Original Six" styled uniform, similar in design to the classic jerseys of the 1940s. The fans greeted the "old style" design enthusiastically and with that in mind, the first design changes to the Leafs uniform in 22 years occurred in 1992-93. The uniform was a mixture of the old – three sets of thin-thick-thin stripes on the socks, two stripes on the arm and waist with the solid shoulder and arm stripe being discontinued – and the new, with the distinctive 11-point Leaf crest remaining. The shoulder patch featured an old-style Leaf, much like the one featured on the "Original Six" uniform. Honoured sweater numbers were commemorated, for a time, by special shoulder patches on two Leaf jerseys first in 1993-94. The Leafs recognized the 65th anniversary of Maple Leaf Gardens by wearing the team's sweater, circa 1928, to 1931 for two games in 1996-97. Promoted as Heritage Sweaters, the team wore these replica sweaters (48-point Leaf crest) from the 1931 era. In 1997-98, the numerals and letters on the back of the sweater were modified to match the font of the Maple Leaf logo. A mesh-style under-arm was also incorporated. In 1998-99, in commemoration of the final National Hockey League action at the venerable Maple Leaf Gardens, a special jersey was worn for five home games and five road games. It featured the 35-point Leaf crest on the front and solid blue yolk along the shoulders. The jersey also incorporated the six-eyelet lace and tie which was a feature of the Leaf uniform from 1958 to 1973. The vintage sweater served as the team's third sweater from 1998-99 to 2010-11.



Allan Stanley
1963-64



Johnny Bower
1967-68



Eddie Shack
1973-74

2000-2010

Beginning in the 2000-01 season, the Leafs altered the jersey with a new Varsity Block number design (with a silver trim on the numbers and shoulder logos) on the sweater sleeves and backs. A stylized TML logo debuted as a shoulder patch instead of the old-style Leaf shoulder patch. A special evening took place on March 2, 2002 recognized the team's 75th season as the Maple Leafs. On this one night, the Leafs wore the green sweaters and brown pants, gloves and helmets of the St. Pats era. Prior to the 2007-08 season, the Leafs joined the other 29 NHL clubs by introducing a new version of their uniform. Here, the TML shoulder patches, plus the horizontal stripes around the waist and the silver trim around the numbers were removed from the sweater. The entire uniform was designed to repel water while having a more anatomical, lighter fit.

2010 to present

The Leafs introduced several substantial changes to the uniform that they had been wearing since 2007. Most noticeable was the return of the two horizontal stripes around the waist. The 'veined' old-style Leaf logo was returned to the shoulder of the jersey where it was worn from 1992-2000. In addition, the simple white band on the collar of the blue jersey returned and vice versa on the white jersey. The club again added a string lace collar for the home and away sweaters. Also, the sweater number and nameplate lettering fonts were changed and the numbers were not accentuated with a trim border unlike previous seasons. In 2011-12, the Leafs introduced the sweater and pants that was worn from 1967 to 1970 as its new current alternate sweater.


On January 1, 2014 the Leafs wore a sweater inspired by the Maple Leafs of the 1930's at the NHL's Winter Classic in Ann Arbor, Michigan. Toronto defeated Detroit by a score of 3-2 in a shootout in front of the largest audience in NHL history (105,491).



Wendel Clark
1989-90



Dave Andreychuk
1993-94



Dion Phaneuf
2010

Maple Leaf Gardens

Designed by architects Ross and Macdonald, Maple Leaf Gardens accommodated 15,726 patrons and 100 standing room locations by the time it closed February 13, 1999. The building had 83 luxury suites and a members-only Hot Stove Club. Opening Night was just five and a half months after construction began on a parcel of land owned by Eaton's June 1, 1931. Approximately 700 workers were paid primarily in Gardens stock in place of regular wages during the Great Depression time period. The total cost to build the arena was \$1.5 million. Opening seat prices ranged from 95 cents to \$2.75. The Maple Leafs won their first Stanley Cup in their first season at Maple Leaf Gardens and the team claimed eight of their titles on Gardens' ice ('32, '42, '47, '49, '51, '63, '64 and '67). The building played host to the first ever NBA game (New York Knicks-Toronto Huskies on Nov. 1, 1946), Elvis Presley, The Beatles, The Rolling Stones, Frank Sinatra, Bob Hope, Muhammad Ali, and Joe Louis among countless other centre stage participants. Her Royal Highness Princess Elizabeth and Prince Philip were treated to a specially arranged period of exhibition hockey on October 13, 1951.

- First Game:** November 12, 1931, Lost 2-1 vs Chicago Black Hawks. Attendance 13,233
- First Goal:** November 12, 1931, Black Hawks' Harold "Mush" March against Lorne Chabot
- First Goal By A Maple Leaf:** November 12, 1931, Charlie Conacher against Charlie Gardiner
- Last Game:** February 13, 1999, Lost 6-2 vs Chicago Blackhawks. Attendance 15,726
- Last Goal:** February 13, 1999, Blackhawks' Bob Probert against Curtis Joseph
- Last Goal By A Maple Leaf:** February 13, 1999, Derek King against Jocelyn Thibault

Highest Leafs Totals At MLG		Highest Opponent Totals At MLG	
Goals	Points	Goals	Points
Darryl Sittler 235	Darryl Sittler 524	Gordie Howe 93	Gordie Howe 126
Dave Keon 226	Dave Keon 521	Alex Delvecchio 62	Johnny Bucyk 87
Ron Ellis 186	George Armstrong 412	Johnny Bucyk 57	Alex Delvecchio 80
Frank Mahovlich 180	Borje Salming 398	Henri Richard 53	Bobby Hull 80
Rick Vaive 174	Frank Mahovlich 376	Jean Beliveau 51	Wayne Gretzky 77
George Armstrong 173	Ron Ellis 360	Bobby Hull 49	Jean Beliveau 75
Wendel Clark 151	Bob Pulford 342	Ted Lindsay 47	Maurice Richard 74
Bob Pulford 158	Norm Ullman 336	Maurice Richard 46	Henri Richard 73
Ted Kennedy 138	Ted Kennedy 323	Dean Prentice 45	Steve Yzerman 73
Ron Stewart 123	Rick Vaive 307	Dickie Moore 44	Denis Savard 66



Maple Leaf Gardens

Arena Gardens

In 1917, the National Hockey League was formed and it was a continuation of the National Hockey Association. The Toronto franchise, known as the Arenas, was purchased by six gentlemen from Eddie Livingstone and continued to play out of the same venue at 60 Mutual Street at Shuter. It became known as the Mutual Street Arena but for many years it was known as the Arena Gardens (the name of the team). It was built in 1911-12 from designs by F.H. Herbert and the firm of Ross and MacFarlane. The Arena cost \$200,000 to construct and was financed by a group of 15 businessmen. It seated about 8,000 people and the ice surface was Olympic size by today's standards (230 x 90 feet).

First Game: December 22, 1917, Won 11-4 vs Ottawa

First Goal: December 22, 1917, Ottawa's Rusty Crawford against Hap Holmes

First Goal by Toronto: December 22, 1917, Harry Meeking against Clint Benedict

Last Game: March 19, 1931, Won 8-2 vs Chicago

Last Goal: Leafs' Charlie Conacher (4-goal game), March 19, 1931 vs Chicago



Arena Gardens

PAGES 400 - 423

— MAPLE LEAFS —

FOREVER



THE STORY BEHIND THE LEAFS HONOURED NUMBERS



Armstrong/Conacher banner raising ceremony



Charlie Conacher & Ted (Teeder) Kennedy



Ron Ellis & Irvine (Ace) Bailey

BY JOHN IABONI

The 1990s symbolized a new era for the Toronto Maple Leafs and Leafs alumni. The Leafs embraced and welcomed Leafs alumni like never before. Together, the Leafs and Leafs alumni have since worked more closely together for the good of the community and in recognizing distinguished Maple Leafs from all generations.

During the initial phases, the Leafs organized discussions with various Leafs alumni members and Leafs management that culminated with the establishment of the policy regarding the honouring of players.

It was felt that not retiring player sweaters gives the Leafs the flexibility of honouring more of these individuals than would be the case if the Leafs took the sweater numbers out of circulation.

The consulting group determined that the former player's number would be deemed an "Honoured Number" but remain in circulation. The special banner for the honouree remains on permanent display at Air Canada Centre.

The Leafs historically only retired numbers of distinguished players that have died or had their career shortened due to tragic or catastrophic circumstances while being a member of the team. Irvine (Ace) Bailey (No. 6) and Bill Barilko (No. 5) are the two represented in this category.

The Leafs formally recognized both men, posthumously, with a special ceremony at Maple Leaf Gardens on October 17, 1992 in which family and associates represented each individual.

Then on October 3, 1993, Syl Apps (No. 10) and Ted (Teeder) Kennedy (No. 9) were the initial honourees chosen as part of the new approach. The Leafs believed they wanted to celebrate the careers of these esteemed Leafs while they were still living. Apps was in failing health at the time of his ceremony but was represented by his family.

Perhaps one of the most stirring ceremonies occurred on February 8, 2003 when Darryl Sittler was honoured and his No. 27 banner took its permanent place at Air Canada Centre.

The event was originally to have taken place on October 3, 2001 as part of a dual tribute with Toronto's first great No. 27, Frank Mahovlich. While The Big M's ceremony went ahead as planned, Sittler cancelled to be with his wife, Wendy, who was dying of cancer.

THE STORY BEHIND THE LEAFS HONOURED NUMBERS

Fittingly, Wendy's name is inscribed on Darryl's banner.

"We were married for 30 years and were together since we were 17 years old," Sittler said the night of his ceremony. "She's the most influential person in the lives of our children. So she's a big part of this ceremony."

Arm-in-arm, Sittler, and his children, Meaghan, Ashley and Ryan, stood at centre ice, as they watched the banner rising.

What ran through his mind as he witnessed that?

"I guess to be thought of so highly by the fans, the media and the organization," he said that night. "I mean, you're making a mark in history because that banner will be there forever. I'm in great company, in a great organization. And Wendy's name (signature) is on the banner, which is the right thing to do because it should be there. She'll be remembered up there just as I was. It's a feeling that will never go away."

On October 4, 2006, the list of Leafs honoured numbers grew by three when Clarence (Hap) Day (No. 4), Leonard (Red) Kelly (No. 4) and Borje Salming (No. 21) were saluted.

"As a kid, I dreamed of making the National Hockey League; I dreamed about playing for the Toronto Maple Leafs and I dreamed about winning the Stanley Cup. But I never, ever dreamed of them putting my number up at the top of the Gardens which, of course, now has been replaced by the Air Canada Centre. It is a great honour... one that I just never really imagined."

The Toronto Maple Leafs celebrated the outstanding on and off ice achievements of longtime captain Mats Sundin on February 11, 2012. Sundin, the franchise's all-time points and goals leader and one of the game's top ambassadors during his career, became the 16th Maple Leaf in their storied history to be honoured.

In-depth information on each of the Toronto Maple Leafs honourees may be found in this special 'Maple Leafs Forever' section dedicated to the team's all-time greats.



Darryl Sittler



Mats Sundin



Borje Salming & family

APPS

10

MAPLE LEAFS FOREVER



SYL APPS

centre



BORN: JANUARY 18, 1915 PARIS, ONTARIO

DECEASED: DECEMBER 24, 1998

HONOURED BY LEAFS: OCTOBER 3, 1993

ALL-STAR TEAMS: FIRST ALL-STAR TEAM (1939, 1942),
SECOND ALL-STAR TEAM (1938, 1941, 1943)

TROPHIES: CALDER MEMORIAL TROPHY (1937),
LADY BYNG MEMORIAL TROPHY (1942)

HOCKEY HALL OF FAME INDUCTION: 1961

Perhaps the greatest athlete in the long history of the Toronto Maple Leafs was the inspirational Syl Apps. In addition to his fluid skating, accurate passing and quick shot, Apps excelled in football at Hamilton's McMaster University and even represented Canada as an Olympic pole-vaulter at the 1936 Summer Olympics in Berlin.

Make no mistake, though, Syl Apps became a household name when his hockey achievements were described across Canada through the airwaves by radio icon Foster Hewitt. Apps burst on to the NHL scene in 1936-37 and copped Rookie of the Year honours after placing second in league scoring with 45 points. He led the Maple Leafs in scoring in four of his first six seasons.

A catalyst on the ice, and the spiritual leader in the dressing room, Apps's first term as captain for Conn Smythe's Maple Leafs took place from 1940-41 to 1942-43 and from 1945-46 to 1947-48. As the team leader, Apps's squad overcame a three-game deficit to defeat Detroit in a stirring Stanley Cup Final in 1942--his first of three championships with Toronto as captain. Overall, he earned 21 points in his six combined appearances in the Final.

After a two-year absence from hockey while he served in the military, Apps returned to the Maple Leafs in 1945-46 and reassumed the captaincy for three more seasons. He established new career-highs in goals with 24, 25, and 26 over each of those three seasons. He helped the team recapture Stanley Cup glory, along with a young standout named Ted Kennedy, in 1947 and 1948 before retiring as the most respected and honourable Maple Leaf of all time.

His final NHL season in 1947-48 saw him reach career highs in both goals and points. In his final regular season contest, he earned a hat trick to carry him over the 200-goal plateau which had become his one personal goal. For his career, Apps averaged more than a point per game and he sits 17th on the club's all-time points list.

ALL STAR GAMES

1939

1947



1942



1947



1948

REGULAR SEASON

SEASONS	CLUB	GP	G	A	PTS	PIM
1936-43, 45-48	Maple Leafs	423	201	231	432	56

PLAYOFFS

GP	G	A	PTS	PIM
69	25	29	54	8

*Entire NHL career spent with Maple Leafs

ARMSTRONG**10**

GEORGE right wing ARMSTRONG

**BORN:** JULY 6, 1930 BOWLANDS, ONTARIO**HONOURED BY LEAFS:** FEBRUARY 28, 1998**LEAFS ALL-TIME LEADER:** MOST SEASONS (21),
REGULAR SEASON GAMES (1187), PLAYOFF GAMES (110)**TROPHIES:** J.P. BICKELL MEMORIAL AWARD
(1959 - SHARED WITH BOB PULFORD)**HOCKEY HALL OF FAME INDUCTION:** 1975

Consistent, durable and hardworking were the hallmark descriptions of a 21-year career for George Armstrong in the National Hockey League, all with the Toronto Maple Leafs. Armstrong joined the Blue and White full time in the 1952-53 season and captained Toronto to their four most recent Stanley Cup championships in the 1960s.

Armstrong played in 1,187 career games for the Maple Leafs, which is the most games played in franchise history while serving the longest tenure of any captain in team history from 1957 to 1969. His club record for seasons played with the Leafs, 21, was spread out over parts of four decades beginning in 1949. The right-winger is among the Maple Leafs all-time leaders in many statistical categories ranking sixth in goals (296-tie), sixth in assists (417), fifth in points (713), and 19th in penalty minutes (721). Over his long career, he collected 15-or-more goals in a season 11 times.

Armstrong played in a Maple Leaf team record 110 playoff games, during which time he accumulated 60 points (26 goals, 34 assists), including 22 points over six Stanley Cup Final appearances. The strong two-way performer was regarded as a player that would deliver in key games and many fans will fondly remember his empty-net goal that sealed the 1967 Stanley Cup victory over the Canadiens.

Armstrong played with the Toronto Marlies in the late 1940s and, later, after his playing career, he coached the team to Memorial Cup championships in 1973 and 1975 before accepting a scouting position with the Quebec Nordiques in 1978. The "Chief" briefly coached the Maple Leafs (47 games in 1988-89) after joining the team's management and scouting department in 1988. Armstrong's dedication to the Maple Leafs can be measured by his 50-plus years of service with the hockey club as he continues to scout amateur players throughout Ontario for the Maple Leafs.

ALL STAR GAMES



THE CHIEF

SEASONS	CLUB	REGULAR SEASON					PLAYOFFS				
		GP	G	A	PTS	PIM	GP	G	A	PTS	PIM
1949-50, 51-71	Maple Leafs	1187	296	417	713	721	110	26	34	60	52

*Entire NHL career spent with Maple Leafs

BAILEY

6



IRVINE (ACE) BAILEY

right wing



BORN: JULY 3, 1903 BRACEBRIDGE, ONTARIO

DECEASED: APRIL 7, 1992

BANNER CEREMONY DATE: OCTOBER 17, 1992

TROPHIES: ART ROSS TROPHY (1929)

HOCKEY HALL OF FAME INDUCTION: 1975

Ace Bailey's legacy can be traced back to the early roots of the Toronto franchise. The formidable duo of Bailey and Clarence (Hap) Day were the cornerstones of Conn Smythe's recently purchased hockey club in 1927 which was renamed "Maple Leafs". Playing in his first season for the Toronto St. Pats in 1926-27, Bailey was sixth in National Hockey League scoring. He later ascended to the top of league's goals and points charts in 1928-29.

Bailey led the Maple Leafs in goals and assists twice and points three times.


As Smythe assembled core players such as Charlie Conacher, Joe Primeau, and Harvey (Busher) Jackson to assume the offensive workload Bailey developed into a defensive specialist. Smythe reaped the rewards when his Toronto Maple Leafs captured the 1932 Stanley Cup on home ice in the opening season of his hockey palace, Maple Leaf Gardens. The Stanley Cup winning goal was scored by Bailey.

Bailey's fortunes, and those of the team, quickly turned in a game at Boston on December 12, 1933. The right-winger suffered a near-fatal skull fracture in a violent on-ice attack by the Bruins Eddie Shore. With Bailey's career over, the aftermath resulted in the NHL's first All-Star Game being played on February 14, 1934 at Maple Leaf Gardens. The proceeds of the Ace Bailey Benefit Game, featuring the league's brightest stars, assisted Bailey and his family. Shore and Bailey shook hands and smiled at centre ice.

After his recovery and the abrupt ending of his seven-plus seasons in the NHL, Bailey ventured into coaching university hockey and he later joined the staff of on-ice officials as timekeeper at Maple Leaf Gardens, where he was a fixture for many years.

The Maple Leafs historically only retire numbers of distinguished players that have died or had their career shortened due to tragic or catastrophic circumstances while being a member of the team. Ace Bailey (6) and Bill Barilko (5) are the two represented in this category and both have banners in their name at Air Canada Centre.

In 1934, the Maple Leafs began the professional sports tradition of retiring sweater numbers by declaring that Bailey's No. 6 would never be worn again by a Toronto player. But Bailey later asked Ron Ellis to wear his No. 6 because he admired his style of play.



SEASONS	CLUB	REGULAR SEASON					PLAYOFFS				
		GP	G	A	PTS	PIM	GP	G	A	PTS	PIM
1926-34	Maple Leafs	313	111	82	193	472	21	3	4	7	12

* Entire NHL career spent with Maple Leafs and St. Pats

BARILKO

5



BILL BARILKO

defence



BORN: MARCH 25, 1927 TIMMINS, ONTARIO

DECEASED: AUGUST 26, 1951

BANNER CEREMONY DATE: OCTOBER 17, 1992

Bill Barilko is entrenched in the Toronto Maple Leafs long list of Stanley Cup playoff heroes. He, more than all of the rest, however, is best remembered for a singular individual effort that capped a string of four Stanley Cup titles in five years. His diving, backhand shot eluded Montreal goaltender Gerry McNeil in overtime and gave the Maple Leafs the Stanley Cup in the fifth game of the 1951 Final series. All of the games during the tightly-contested Stanley Cup Final required overtime.

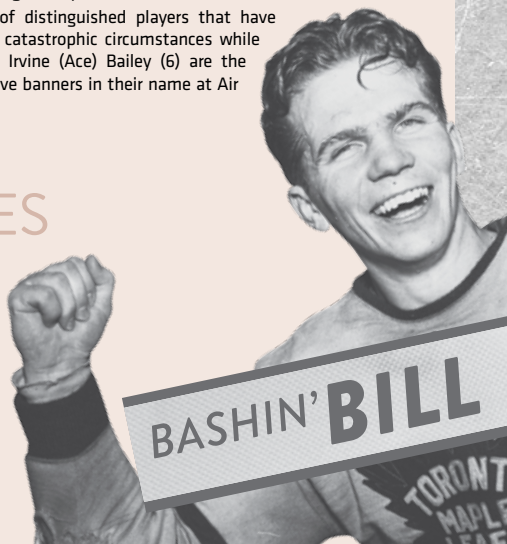
The euphoria of the championship would not last long as Barilko was killed at the age of 24 in a plane crash while on a fishing trip in northern Ontario in the offseason of 1951. In spite of the greatest search in Canada's northern history, the crash site was not discovered until 11 years later. Coincidentally, the Maple Leafs won their next Stanley Cup that same year in 1962.

Not known for his offensive prowess and without individual club records to his credit, Barilko was regarded as a hard-hitting, sturdy defender that was on the verge of stardom at the time of his death. Former teammate Howie Meeker was on the ice for Barilko's monumental goal and held him in high regard. "He was a heck of a hockey player. He would have been a hall of famer. There's no doubt in my mind. Every year he got better with the puck and he was a good defenceman—so tough. When he hit you, everything hurt."

As a 19-year old, he joined the Maple Leafs from their senior team, the Hollywood Wolves of the Pacific Coast Hockey League towards the end of the 1946-47 season and he never looked back. A devastating body-checker, "Bashin' Bill" helped the team win the Stanley Cup in each of his first three seasons plus the memorable 1951 showdown on a Saturday evening at Maple Leaf Gardens.

The Maple Leafs historically only retire numbers of distinguished players that have died or had their career shortened due to tragic or catastrophic circumstances while being a member of the team. Bill Barilko (5) and Irvine (Ace) Bailey (6) are the two represented in this special category and both have banners in their name at Air Canada Centre.

ALL STAR GAMES



SEASONS	CLUB	REGULAR SEASON					PLAYOFFS				
		GP	G	A	PTS	PIM	GP	G	A	PTS	PIM
1946-51	Maple Leafs	252	26	36	62	456	47	5	7	12	104

* Entire NHL career spent with Maple Leafs

BOWER

1



JOHNNY BOWER

goaltender



BORN: NOVEMBER 8, 1924 PRINCE ALBERT, SASKATCHEWAN

HONOURED BY LEAFS: MARCH 11, 1995

ALL-STAR TEAMS: FIRST ALL-STAR TEAM (1961)

TROPHIES: VEZINA TROPHY (1961), (1965 - SHARED WITH TERRY SAWCHUK), J.P. BICKELL MEMORIAL AWARD (1960, 1964, 1965)

HOCKEY HALL OF FAME INDUCTION: 1976

Johnny Bower is truly a man of great class and perhaps the most revered and recognizable Toronto Maple Leaf of all time. He carries himself with a high degree of humility and, to this day, his popularity spreads across many generations of Toronto Maple Leafs fans.

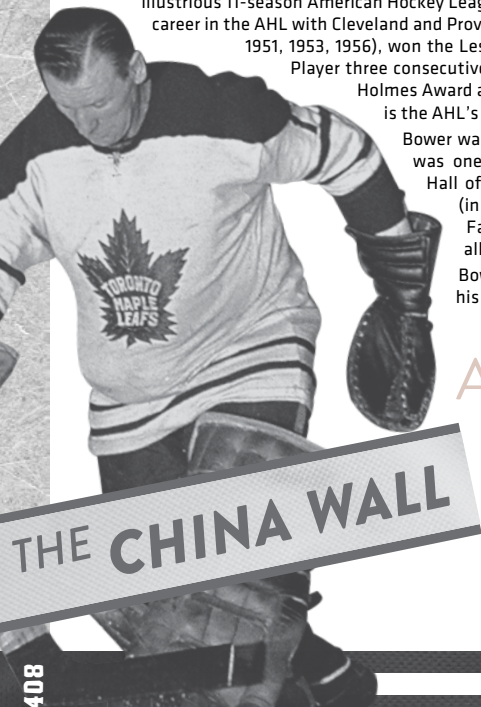
Over 12 seasons in Toronto, Bower registered a winning career record of 220-161-79 in 472 games played, a 2.51 goals against average, along with 33 shutouts. Bower captured four Stanley Cups (1962, 1963, 1964, 1967) with the Maple Leafs despite winning his final championship at the tender age of 42. Bower was 45 when he retired as a player in 1970, making him the oldest goalie to have played in the NHL and his 1,144 games between the NHL and AHL is a record for most games by a goaltender. After retiring as a player, he joined the team's front office as a scout until 1990.

Bower won the Vezina Trophy as the NHL's Top Goaltender in 1961 and then shared the trophy with Maple Leafs teammate Terry Sawchuk in 1965. Bower was an NHL First Team All-Star in 1961.

When the Maple Leafs acquired Bower in 1958, he was approaching 34 years of age. Bower also had an illustrious 11-season American Hockey League career prior to playing in the NHL. During Bower's career in the AHL with Cleveland and Providence, he won four Calder Cup championships (1948, 1951, 1953, 1956), won the Les Cunningham Award as the League's Most Valuable Player three consecutive seasons (1956, 1957, 1958), and won the Harry Hap Holmes Award as the league's Top Goaltender on three occasions. He is the AHL's record-holder for most wins (359), and shutouts (45).

Bower was inducted into the Hockey Hall of Fame in 1976 and was one of the first seven members inducted to the AHL Hall of Fame in 2006. The Etobicoke Sports Hall of Fame (in western Toronto), the Saskatchewan Sports Hall of Fame, and most recently, Canada's Walk of Fame have all enshrined Johnny Bower.

Bower joined the Canadian Army in 1940 and he served his country in England before his discharge in 1944.



ALL STAR GAMES



1962 1963 1964 1967

THE CHINA WALL

SEASONS	CLUB	REGULAR SEASON				PLAYOFFS			
		GP	W-L-T	SO	AVG	GP	W-L	SO	AVG
1958-70	Maple Leafs	472	220-161-79	33	2.51	74	35-34	5	2.47

* Toronto Maple Leafs statistics

BRODA

1



WALTER (TURK) BRODA

goaltender



BORN: MAY 15, 1914 BRANDON, MANITOBA

DECEASED: OCTOBER 17, 1972

HONOURED BY LEAFS: MARCH 11, 1995

LEAFS ALL-TIME GOALTENDING LEADER: WINS (302), SHUT-OUTS (62), PLAYOFF GAMES (101), PLAYOFF WINS (60), PLAYOFF SHUTOUTS (13), REGULAR SEASON GAMES (629)

ALL-STAR TEAMS: FIRST ALL-STAR TEAM (1941, 1948), SECOND ALL-STAR TEAM (1942)

TROPHIES: VEZINA TROPHY (1941, 1948)

HOCKEY HALL OF FAME INDUCTION: 1967

A quick glance of the Maple Leafs' record book will certainly present the case that Walter (Turk) Broda is the most decorated goalie in team history. No other goalie in team history, during the regular season, has won more games (302) and recorded more shutouts (62) while playing in a team-high 629 games. His success as a champion, however, is measured by the marks set in Leafs' annals during 13 postseasons with the team.

Broda holds team goaltending records in the playoffs for most career games (101), wins (60), and shutouts (13) while backstopping the Leafs to five Stanley Cup titles which is the most by one netminder in club history. He was at his finest in the playoffs as his career goals against average of 1.98 in playoff competition was far superior to his 2.53 regular season mark. He held the league record for playoff shutouts until he was surpassed for top spot by Jacques Plante in 1970.

The always colourful goaltender was purchased by Conn Smythe for \$8,000 from the Detroit Red Wings and replaced George Hainsworth in 1936-37. It would be an astute move as Toronto reached the Stanley Cup Final in 1938, 1939, and 1940. Triumph finally came to the Leafs in 1942 as they overcame losses in the first three games to Detroit in the Final and became the first and only professional sports team to capture the championship crown after facing a three game deficit in a best-of-seven final series showdown. Broda was the backbone of the most successful dynasty in the long history of the franchise as the Leafs became the first NHL team to win three consecutive Stanley Cups to close out the 1940s. His final championship occurred in the Leafs' successful title run in 1951 when Toronto ousted the Canadiens as each game in the five-game series needed overtime.

Broda's playing 'resume' would have been even more impressive had he not missed the 1943-44 and 1944-45 seasons to join the military.

As one of the true characters in team history, the popular Broda ventured into coaching after his playing days and he would go on to lead the Toronto Marlboros to consecutive Memorial Cup wins in 1955 and 1956.

ALL STAR GAMES



1942



1947



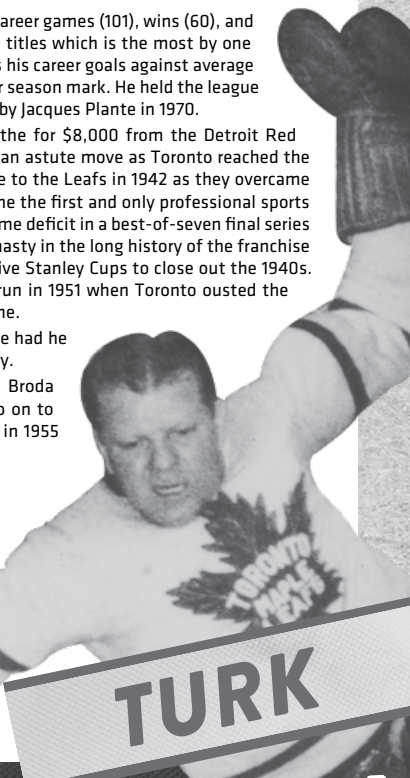
1948



1949



1951



SEASONS	CLUB	REGULAR SEASON				PLAYOFFS			
		GP	W-L-T	SO	AVG	GP	W-L	SO	AVG
1936-43, 44-52	Maple Leafs	629	302-224-101	62	2.53	101	60-39	13	1.98

*Entire NHL career spent with Maple Leafs

CLANCY

7



FRANK (KING) CLANCY

defence



BORN: FEBRUARY 25, 1903 OTTAWA, ONTARIO

DECEASED: NOVEMBER 8, 1986

HONOURED BY LEAFS: NOVEMBER 21, 1995

ALL-STAR TEAMS: FIRST ALL-STAR TEAM (1931, 1934),
SECOND ALL-STAR TEAM (1932, 1933)

TROPHIES: J.P. BICKELL MEMORIAL AWARD (1972)

HOCKEY HALL OF FAME INDUCTION: 1958



King Clancy's exploits are traced to the very formation of Conn Smythe's Toronto Maple Leafs in the 1930s. With the Ottawa Senators in financial straits in 1930, Smythe seized the opportunity and acquired the established defenceman in one of the greatest transactions in team history. With Smythe's board of directors willing to offer two players and only \$25,000 of Ottawa's \$35,000 asking price, the Maple Leafs owner was determined to find a way to secure Clancy's services for his upstart hockey club. Smythe's run of luck, and smart racetrack gamble on his own horse, Rare Jewel, paved the way for Toronto to pay the balance of Ottawa's asking price. The win by the longshot filly holds a special place in Maple Leafs' lore.

Despite being one of the smallest defencemen to ever play in the National Hockey League, the aggressive Clancy never backed down from larger opponents. In just his second campaign in Toronto, and paired with Hap Day, Clancy helped the team win the 1932 Stanley Cup during the inaugural season of hockey at Maple Leaf Gardens. He was a First or Second team NHL All-Star four years in a row from 1930-31 to 1933-34, and he regularly placed among the top-scoring rearguards in the NHL.

Teaming with "The Kid Line" of Joe Primeau, Harvey (Busher) Jackson and Charlie Conacher, the Maple Leafs won three Canadian Division titles and were on their way to a fourth when Clancy retired in early 1936-37.

After his playing days, the colourful Clancy briefly coached the Montreal Maroons and he also was employed as a referee. He returned to coach the Maple Leafs from 1953 to 1956, then worked as an assistant general manager for Punch Imlach. The dedicated Irishman also served emergency stints behind Toronto's bench in 1966-67 and 1972-73.


Always popular with fans and media alike, the affable Clancy settled into a goodwill ambassador role for the Maple Leafs in his later years. All told, the beloved Clancy was associated with the Blue and White in some capacity for 56 years.

King Clancy has an NHL trophy named in his honour. It has been awarded annually since 1988 to "the player who best exemplifies leadership qualities on and off the ice and has made a noteworthy contribution to his community."



KING

ALL STAR
GAMES



SEASONS	CLUB	REGULAR SEASON					PLAYOFFS				
		GP	G	A	PTS	PIM	GP	G	A	PTS	PIM
1930-37	Maple Leafs	286	52	78	130	383	37	6	6	12	54

* Toronto Maple Leafs statistics



CLARK
17

WENDEL CLARK

left wing



BORN: OCTOBER 25, 1966 KELVINGTON, SASKATCHEWAN

HONOURED BY LEAFS: NOVEMBER 22, 2008

LEAFS ALL-TIME LEADER: PLAYOFF GOALS (34)

ALL-STAR TEAMS: ALL-ROOKIE TEAM 1986

It didn't take long for the high expectations of Maple Leafs fans on NHL Draft day in 1985 to be realized. Chosen by the Maple Leafs with the first overall selection, Wendel Clark's truculent style and heavy wrist shot quickly endeared him to the Leafs' faithful starting just a few months later. In 1985-86, Clark established a club scoring record for rookies by registering a team-high 34 goals and his 'rough and tumble' approach was even on display in the NHL All-Star Game that same season. He was named to the NHL All-Rookie Team and he was second in voting for the Calder Trophy as NHL Rookie of the Year.

The native of Kelvington, Saskatchewan captained the Maple Leafs from 1991 to 1994 and set career highs in goals (46), assists (30) and points (76) during the 1993-94 season. During the Leafs stirring playoff runs to the 1993 and 1994 conference finals, Clark's accomplishments included; a conference final road hat trick in Game Six (1993) versus Los Angeles followed by two goals in Game Seven, two goals in Game Seven versus the Blues in the 1993 conference semi-finals, and two goals in both 'elimination games' (Game Six and Seven) of the 1994 conference semi-final's against the Sharks.

He was selected to the club's 'Top 25 Players List' during the team's 75th Anniversary Season in 2001-02.

In three stints, 608 games and 13 seasons spent with the club, the left-winger ranks among the Maple Leafs all-time leaders in points (16th, 441), goals (8th, 260), penalty minutes (3rd, 1535), playoff points (4th, 61) and playoff goals (1st, 34).

Clark announced his retirement as a player on June 29, 2000 and he is certainly one of the most beloved Toronto Maple Leafs over the past 25 years. On November 2, 2000, Clark was named a community representative for the organization. Along with Darryl Sittler, Clark represents the hockey club in all areas of Marketing, Community Relations, and Alumni Relations.



ALL STAR GAMES



SEASONS	CLUB	REGULAR SEASON					PLAYOFFS				
		GP	G	A	PTS	PIM	GP	G	A	PTS	PIM
1985-94, 96-98, 2000	Maple Leafs	608	260	181	441	1535	79	34	27	61	185

* Toronto Maple Leafs statistics

CONACHER

9



CHARLIE right wing CONACHER



BORN: DECEMBER 20, 1909 TORONTO, ONTARIO

DECEASED: DECEMBER 30, 1967

HONOURED BY LEAFS: FEBRUARY 28, 1998

ALL-STAR TEAMS: FIRST ALL-STAR TEAM (1934, 1935, 1936)
SECOND ALL-STAR TEAM (1932, 1933)

TROPHIES: ART ROSS TROPHY (1934, 1935)

HOCKEY HALL OF FAME INDUCTION: 1961

After taking control of the Toronto St. Pats in the back half of the 1920s, Major Conn Smythe's aspirations as founder and owner of the new Toronto Maple Leafs required a centerpiece player. For the team to perform to his high standards on the ice, and at the gate, Smythe needed Charlie Conacher. His signing paid instant dividends. Patrolling the right side up front, Charlie Conacher was the Maple Leafs first player worthy of superstar status in National Hockey League circles.

The former Toronto Marlboro is best remembered as the right-winger on the famous "Kid Line" along with Joe Primeau and Harvey (Busher) Jackson. The prolific trio dominated the NHL's scoring race during their prime and he was named either a First or Second Team All-Star at right wing from 1932 to 1936. Conacher led the team in goals during the regular season and the playoffs when the

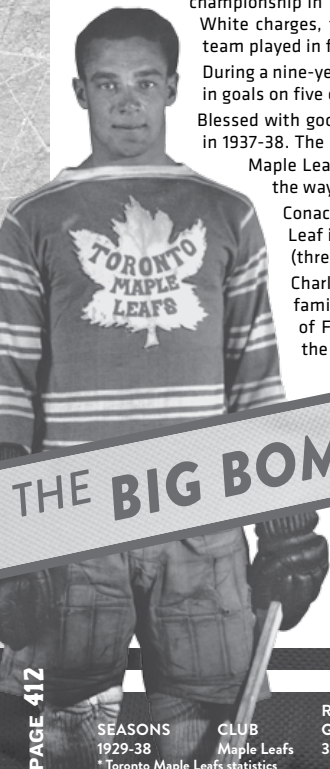
Maple Leafs christened Smythe's new hockey palace, Maple Leaf Gardens, with a Stanley Cup championship in 1932. With Conacher and defenceman King Clancy leading the Blue and White charges, the club won the Canadian Division championship four times and the team played in five Stanley Cup Finals during the 1930s.

During a nine-year career with Toronto, Charlie Conacher led the National Hockey League in goals on five occasions and he led the circuit in points in 1934 and 1935.

Blessed with good size and a heavy shot, "The Big Bomber" captained the Maple Leafs in 1937-38. The NHL's best right-winger during the 1930s scored the first-ever goal by a Maple Leaf at Maple Leaf Gardens and he continued a torrid goal scoring pace on the way to becoming the first Maple Leaf to reach the 200 goal plateau.


Conacher ranks 13th on the club's all-time goals list (200). He is the only Maple Leaf in team history to record a three-goal game (10 times), a four-goal game (three times), and a five-goal game.

Charlie Conacher was the best hockey player in one of Canada's great athletic families. Brothers Roy, Charlie and Lionel are all members of the Hockey Hall of Fame, while Charlie's son, Peter, and Lionel's son, Brian, also played in the NHL.



THE BIG BOMBER

ALL STAR
GAMES




1932

SEASONS	CLUB	REGULAR SEASON					PLAYOFFS				
		GP	G	A	PTS	PIM	GP	G	A	PTS	PIM
1929-38	Maple Leafs	326	200	124	324	411	41	14	12	26	39

* Toronto Maple Leafs statistics

DAY

4



CLARENCE (HAP) DAY defence



BORN: JUNE 14, 1901 OWEN SOUND, ONTARIO

DECEASED: FEBRUARY 17, 1990

HONOURED BY LEAFS: OCTOBER 4, 2006

HOCKEY HALL OF FAME INDUCTION: 1961

MAPLE LEAFS FOREVER

Hap Day epitomized the pride of the Toronto Maple Leafs over a 33-year association with the hockey club. He has the distinction of being the only person to serve as the team's captain, coach and general manager.

While playing with the Maple Leafs predecessors, the Toronto St. Pats, Day played left wing on a line with Jack Adams and Babe Dye before being converted to a defenceman. An original Maple Leaf when the team was founded in February 1927, Day served as team captain for the first Stanley Cup winning team (1932) which came five months after the opening of Maple Leaf Gardens.

His 10-year term as team captain from 1927-28 to 1936-37 is the third-longest tenure in team history behind only George Armstrong and Mats Sundin. He tied an NHL record for defencemen on November 19, 1929 at Pittsburgh by scoring four goals in one game.

Day's legacy in Maple Leafs history is etched in the Original Six franchise's first half-century Stanley Cup coaching record book. Only Scotty Bowman (9) and Toe Blake (8) have coached their NHL teams to more Stanley Cup titles. As coach, Day's name can be found five times on the Stanley Cup by coaching the Blue and White to championships in 1942, 1945, 1947, 1948 and 1949 and he is the Maple Leafs all-time coaching leader in playoff wins with 49 and third in regular season wins with 259. The 1942 championship team is the only NHL Stanley Cup Final team to overcome a three-game deficit and remains only one of three teams to accomplish the feat in overall league playoff history. Under his guidance, the team's glory years that rounded out the 1940s marked the first time an NHL team claimed the Stanley Cup in three straight campaigns.

Interestingly enough, when Maple Leaf Gardens opened in 1931, the personable and outgoing Day operated a pharmacy located just west of the main entrance. He retired from the New York Americans and the NHL in 1938 and turned to refereeing for a couple of years before embarking on his highly successful career as bench boss of the Leafs. Day also served as Conn Smythe's assistant general manager in the 1950s.

ALL STAR GAMES

1934

1937

COACHING



1932



1942



1945



1947



1948



1949

HAP

SEASONS	CLUB	REGULAR SEASON				PIM	PLAYOFFS				PIM
		GP	G	A	PTS		GP	G	A	PTS	
1926-37	Maple Leafs	476	62	99	161	528	45	4	7	11	56

* Toronto Maple Leafs and St. Pats statistics (1926-27)

PAGE 413

GILMOUR

93



DOUG centre GILMOUR



BORN: JUNE 25, 1963 KINGSTON, ONTARIO

HONORED BY LEAFS: JANUARY 31, 2009

LEAFS ALL-TIME LEADER: PLAYOFF ASSISTS (60),
PLAYOFF POINTS (77)

TROPHIES: FRANK J. SELKE TROPHY (1993), J.P. BICKELL
MEMORIAL AWARD (1993)

HOCKEY HALL OF FAME INDUCTION: 2011

Having won a Stanley Cup with Calgary in 1989, Doug Gilmour welcomed the opportunity to assume the lead role at both ends of the rink while playing closer to home in Toronto.

The Kingston, Ontario native joined the Blue and White from the Flames as the central figure in a 10-player trade, still the largest swap of players in the history of the league on January 2, 1992. He became a two-way force and a Hart Trophy (Most Valuable Player) candidate twice while capturing the Frank J. Selke Trophy (Top Defensive Forward) for the resurgent Maple Leafs in 1992-93. His outstanding achievements with Toronto include: establishing the team's career playoff points (77) and assists (60) records in just 52 playoff games, setting the team's single season records for points (127) and assists (95) in 1992-93 and tying a club record by recording six assists in one regular season game (Babe Pratt was the other).

Gilmour became the Maple Leafs most prolific point producer since Darryl Sittler by placing seventh and fourth, respectively, in NHL points in 1992-93 and 1993-94. The inclusion in the Top 10 in league scoring marked the first such occasion since Sittler accomplished the feat in 1979-80. He also holds the highest regular-season points-per-game average in Maple Leafs history (1.15) and fans will always remember the 1993 double overtime playoff goal on home ice against Curtis Joseph of the Blues and the club record 16 points in the 1994 playoff series against the Sharks.


The centreman succeeded Wendel Clark as team captain for three years starting in 1994. He made an indelible mark in the community by donating \$93 for each assist to the Children's Wish Foundation, and other local youth charities, during his run at the assist and point records in the Maple Leafs' record book from 1992 to 1994.

Gilmour was selected to the club's 'Top 25 Players List' during the team's 75th Anniversary Season in 2001-02.

He announced his retirement on September 8, 2003, six months after rejoining the Maple Leafs from the Montreal Canadiens at the NHL trade deadline.

Gilmour was presented with hockey's highest honour on November 14, 2011; induction to the Hockey Hall of Fame.

ALL STAR GAMES



SEASONS	CLUB	REGULAR SEASON					PLAYOFFS				
		GP	G	A	PTS	PIM	GP	G	A	PTS	PIM
1992-97, 2003	Maple Leafs	393	131	321	452	386	52	17	60	77	90

* Toronto Maple Leafs statistics

HORTON**7**

TIM HORTON

defence

**BORN:** JANUARY 12, 1930 COCHRANE, ONTARIO**DECEASED:** FEBRUARY 21, 1974**HONOURED BY LEAFS:** NOVEMBER 21, 1995**LEAFS ALL-TIME LEADER:** REGULAR SEASON GAMES BY DEFENCEMAN (1185), REGULAR SEASON PENALTY MINUTES BY DEFENCEMAN (1389), PLAYOFF GAMES BY DEFENCEMEN (97)**ALL-STAR TEAMS:** FIRST ALL-STAR TEAM (1964, 1968, 1969), SECOND ALL-STAR TEAM (1954, 1963, 1967)**TROPHIES:** J.P. BICKELL MEMORIAL AWARD (1969)**HOCKEY HALL OF FAME INDUCTION:** 1977

Opposition forwards experienced a great deal of angst when the schedule presented a matchup against the Toronto Maple Leafs and strongman, Tim Horton. During much of Horton's superb career in a Maple Leafs uniform, he was recognized as one of the strongest players in the game and one of the league's best defencemen.

A product of the Maple Leafs farm system, the St. Michael's College graduate was talented enough to rush the puck effectively and he possessed a very accurate slapshot from the point. Horton joined the Maple Leafs in 1952-53 for good after an apprenticeship with Pittsburgh in the American Hockey League. In just his second season in the National Hockey League, he was named a Second-Team All-Star. Horton and defence partner Allan Stanley later formed the backbone of a strong blueline corps that sipped from Lord Stanley's mug on four occasions during the 1960s.

Not surprisingly, Horton is the ultimate "Maple Leafs Ironman". He holds the franchise record for playing in 486 consecutive games from February 11, 1961 to February 4, 1968. Horton would compete in 1,185 games over parts of 20 seasons. He trails only George Armstrong on the team's lists for 'most seasons played' and 'most games played'. He ranks third among all-time team defencemen with 109 goals, 349 assists, and 458 points in the regular season. He was the first player to play in 1,000 games for Toronto.

Horton is 14th on the team's all-time regular season points list and 15th on the franchise's playoff points list with 41. No other defenceman has played in more playoff games than the 97 played by Horton. During the successful 1962 Stanley Cup title run, Horton led the entire team during the post season with 13 assists and 16 points in 12 games. Chicago centreman Stan Mikita was the only player to have more points that spring.

Born Miles Gilbert Horton, the hockey legend is perhaps best remembered today for his popular Tim Hortons coffee shops which he started during his playing days.

ALL STAR GAMES

1954 1961 1962 1963 1964 1968 1969



1962



1963



1964



1967

SEASONS CLUB
1949-50, 51-70 Maple Leafs
* Toronto Maple Leafs statistics

REGULAR SEASON
GP G A PTS PIM
1185 109 349 458 1389

PLAYOFFS
GP G A PTS PIM
97 9 32 41 135

KELLY

4

MAPLE LEAFS FOREVER



LEONARD (RED) KELLY centre



BORN: JULY 9, 1927 SIMCOE, ONTARIO

HONOURED BY LEAFS: OCTOBER 4, 2006

TROPHIES: LADY BYNG TROPHY (1961),
J.P. BICKELL MEMORIAL AWARD (1961)

HOCKEY HALL OF FAME INDUCTION: 1969

Red Kelly's talent and versatility were never more evident by the way he successfully converted to the centre position with Toronto after all-star service on the blue line of the Detroit Red Wings. After his arrival in 1960 from the Red Wings, Kelly's winning habits were a key ingredient in four Stanley Cup championships in eight seasons for the Toronto Maple Leafs. This championship total 'book-ended' the four he had already achieved in his celebrated tenure in the Motor City.

Upon his arrival to the Maple Leafs, trainer Tommy Naylor felt that Kelly should wear the number four since it was worn with great distinction earlier by Hap Day, Bob Davidson and Harry Watson. Naylor's instincts were on the mark. Thriving in his new role down the middle, Kelly accumulated the most playoff points (55) of any Maple Leaf during the dynasty of the 1960s. A three-time 20-goal man with Toronto, Kelly led the team in assists twice and he was an extremely effective pivot playing on a line with dynamic goal scorer, Frank Mahovlich.

Kelly, roundly recognized as one of the game's most honourable men, was a four-time recipient of the NHL's Lady Byng Trophy, including one captured in 1960-61 as a Maple Leaf. The trophy is in recognition for his sportsmanship and gentlemanly conduct.

Following in the footsteps of many Toronto standouts, Kelly would also make his mark in the club's all-time coaching register. In 1976, Maple Leaf followers will fondly recall Kelly's 'pyramid power' - an attempt to harness power by placing pyramids beneath their bench - during the club's postseason. His clubs would earn playoff berths in each of his four seasons behind the bench from 1973 to 1977 and they advanced to the second round on three of those occasions. He posted 133 regular season coaching wins which places him in a tie for fifth place with Pat Burns on the team's all-time wins list.

As a tribute to his contribution to the game, Kelly was elected to the Hall of Fame after only two seasons instead of the customary five seasons at that time. He also served two terms in Canada's Parliament (1962 to 1965) during his playing days with Toronto.

ALL STAR GAMES



SEASONS

CLUB

REGULAR SEASON

PLAYOFFS

1960-67

Maple Leafs

GP	G	A	PTS	PIM
470	119	232	351	74

GP	G	A	PTS	PIM
70	17	38	55	16

* Toronto Maple Leafs statistics

PAGE 416

KENNEDY**9**

TED (TEEDER) KENNEDY

centre

**BORN:** DECEMBER 12, 1925 HUMBERSTONE, ONTARIO**DECEASED:** AUGUST 25, 2009**HONOURED BY LEAFS:** OCTOBER 3, 1993**LEAFS ALL-TIME LEADER:** STANLEY CUP FINAL POINTS (23 POINTS IN 26 GAMES PLAYED)**ALL-STAR TEAMS:** SECOND ALL-STAR TEAM (1950, 1951, 1954)**TROPHIES:** HART MEMORIAL TROPHY (1955), J.P. BICKELL MEMORIAL AWARD (1953, 1955)**HOCKEY HALL OF FAME INDUCTION:** 1966

During the 1940s, the backbone of the first team in NHL history to capture three consecutive Stanley Cups was Ted (Teeder) Kennedy. The Maple Leafs closed out the decade with championships in 1947, 1948 and 1949. Kennedy was the captain of the victorious 1949 and 1951 squads and his third period goal in Game Six of the 1947 Stanley Cup Final proved to be the game-winning goal against the Montreal Canadiens to start the dynasty.

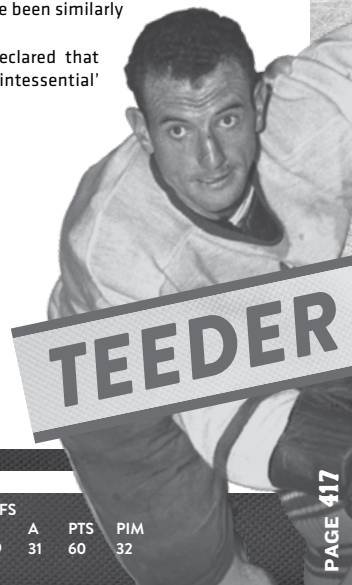
Kennedy played 14 seasons in the NHL, all of them with the Toronto Maple Leafs. During the war period, Kennedy began his career in the 1942-43 season after the Maple Leafs acquired his rights from the Montreal Canadiens in exchange for Frankie Eddolls. Kennedy was the second-youngest player to wear the Toronto uniform and he would go on to serve as the Maple Leafs' team captain from 1948 to 1955, and again briefly in 1956-57 after coming out of retirement.

All-time among Maple Leafs players, he ranks eighth in assists, ninth in points, 10th in goals and 15th in games played. In the playoffs, he played 78 career games scoring 60 points (29 goals, 31 assists). Kennedy sits fourth in Maple Leafs all-time playoff goals and sixth in all-time playoff points. He led or tied the Leafs in playoff points on six occasions and he led the club in playoff goals in 1945 and 1948. Kennedy became only the second Maple Leaf (Babe Pratt the other in 1944) to claim the Hart Trophy as the NHL's Most Valuable Player in 1955 and he was selected three times to the NHL's Second All-Star Team (1950, 1951 and 1954).

On October 3, 1993 at Maple Leaf Gardens, Ted Kennedy and Syl Apps were the initial honourees chosen as part of the Maple Leafs new approach of honouring former greats with special banner raising ceremonies. Numerous other worthy Maple Leafs have been similarly saluted in proceeding seasons.

Maple Leafs founder Conn Smythe put it best when he aptly declared that Ted Kennedy was the greatest competitor in hockey and the 'quintessential' Toronto Maple Leaf.

ALL STAR GAMES



SEASONS	CLUB	REGULAR SEASON					PLAYOFFS				
		GP	G	A	PTS	PIM	GP	G	A	PTS	PIM
1942-54, 56-57	Maple Leafs	696	231	329	560	432	78	29	31	60	32

*Entire NHL career spent with Maple Leafs

MAPLE LEAFS FOREVER

PAGE 417

MAHOVLICH

27



FRANK left wing MAHOVLICH



BORN: JANUARY 10, 1938 TIMMINS, ONTARIO

HONOURED BY LEAFS: OCTOBER 3, 2001

ALL-STAR TEAMS: FIRST ALL-STAR TEAM (1961, 1963),
SECOND ALL-STAR TEAM (1962, 1964, 1965, 1966)

TROPHIES: CALDER MEMORIAL TROPHY (1958)

HOCKEY HALL OF FAME INDUCTION: 1981

Longtime loyalists of the Blue and White are hard pressed to name a player that possessed the raw speed, finesse, size and power of left-winger Frank Mahovlich. "The Big M" began his National Hockey League career with the Toronto Maple Leafs in 1957-58 and he claimed the Calder Trophy as Rookie of the Year ahead of Chicago's legendary Bobby Hull. Mahovlich played 11 seasons for the Maple Leafs and was a member of four Stanley Cup winning teams in Toronto.

With Toronto, Mahovlich was selected to the year-end NHL All-Star Team six times, which is a club record shared with Borje Salming and Tim Horton. A consistent scorer, he led the Leafs in goals in each season from 1961 to 1966 and he led the club in points on five occasions. He became the first Maple Leaf to reach the 40-goal plateau (48 in 1961) and he earned 22 total points in his six combined Stanley Cup Final appearances under coach Punch Imlach. The strapping forward netted 55 career game-winning goals during the regular season, third best among all-time Maple Leafs.

The St. Michael's Majors product ranks among the Maple Leafs franchise all-time leaders in games played (13th), goals (6th-tie), assists (14th), and points (7th). He is tied for sixth on the club's playoff points list with 60 and his 36 career playoff assists are the most of any Maple Leafs' left-winger.

Mahovlich reached true superstar status in October 1962, when Jim Norris, owner of the Chicago Blackhawks, offered \$1 million for his services. After much fan outcry, the deal was turned down and Toronto captured three more Stanley Cups in the decade with the big winger in the fold.

Mahovlich was a member of Team Canada for the historic 1972 Summit Series against the Soviet Union. In 1974, and after tenures in Detroit and Montreal, Mahovlich joined the Toronto Toros of the World Hockey Association, and then retired from professional hockey in 1978.

Mahovlich was made a Member of the Order of Canada in 1994, and in 1998 in recognition of his class on and off the ice, he was appointed to the Canadian Senate by then Prime Minister Jean Chretien.



ALL STAR GAMES



SEASONS
1957-68

CLUB
Maple Leafs

REGULAR SEASON

GP	G	A	PTS	PIM
720	296	301	597	782

PLAYOFFS

GP	G	A	PTS	PIM
84	24	36	60	135

* Toronto Maple Leafs statistics

SALMING

21



BORJE SALMING

defence



BORN: APRIL 17, 1951 KIRUNA, SWEDEN

HONOURED BY LEAFS: OCTOBER 4, 2006

LEAFS ALL-TIME LEADER: ASSISTS (620), GOALS BY DEFENCEMAN (148), POINTS BY DEFENCEMAN (768), PLAYOFF ASSISTS BY DEFENCEMAN (37), PLAYOFF POINTS BY DEFENCEMAN (49)

ALL-STAR TEAMS: FIRST ALL-STAR TEAM (1977)
SECOND ALL-STAR TEAM (1975, 1976, 1978, 1979, 1980)

HOCKEY HALL OF FAME INDUCTION: 1996

Borje Salming was a hockey pioneer in the truest sense of the word. His ascension to prominence in 1973 paved the way for European players to play in North America in subsequent seasons and he proved to be a courageous, durable two-way defenceman in a physical era when he first joined the National Hockey League.

Salming was signed as a free agent by the Toronto Maple Leafs on May 3, 1973, and by the end of his first season in 1973-74, he was on his way to stardom in North America. The defenceman scored 39 points (five goals, 34 assists) in 76 games during his rookie year. Not only blessed with outstanding hockey talent, Salming forged an outstanding 16-year career in Toronto through determination and a strong will.

Salming remains as one of the franchise's all-time leaders in many statistical categories including: First in assists (620), fourth in points (768), third in games played (1,099), fifth in penalty minutes (1,292), and 12th in playoff points (49). Among all-time club defencemen, he is first in goals (148), assists and points. By reaching the 1,000 NHL game plateau, he became the first European-trained player in league history to reach the milestone.

The two-time runner-up for the James Norris Trophy (NHL's best defenceman) was named to the NHL Second All-Star Team five times and the First-Team once. The six All-Star selections is a team-high mark shared by only Frank Mahovlich and Tim Horton. Salming achieved the feat in six consecutive seasons while sharing the limelight with accomplished NHL defencemen such as Bobby Orr, Brad Park, Larry Robinson and Denis Potvin.

Salming also enjoyed a decorated international hockey career outside of his long NHL service and, in 1996, he became the first Swedish-born player inducted into the Hockey Hall of Fame.

ALL STAR GAMES



SEASONS

1973-89

CLUB

Maple Leafs

REGULAR SEASON

GP	G	A	PTS
1099	148	620	768

PIM
1292

PLAYOFFS

GP	G	A	PTS	PIM
81	12	37	49	91

* Toronto Maple Leafs statistics

SITTLER

27



DARRYL SITTLER

centre



BORN: SEPTEMBER 18, 1950 KITCHENER, ONTARIO

HONOURED BY LEAFS: FEBRUARY 8, 2003

ALL-STAR TEAMS: SECOND ALL-STAR TEAM (1978)

LEAFS LEADER: HAT TRICKS (18), LONGEST POINT STREAK (18 GAMES-TIE), GOALS IN A GAME (6), POINTS IN A GAME (10)

HOCKEY HALL OF FAME INDUCTION: 1989

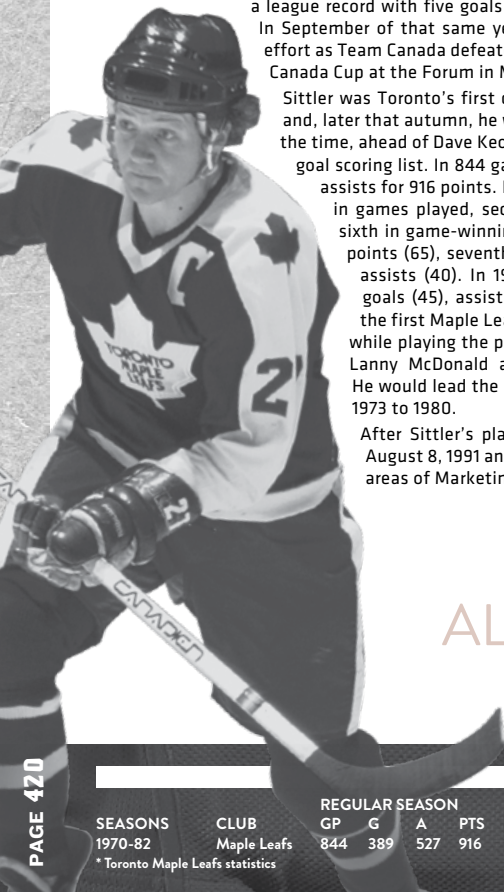
Darryl Sittler's heroics on a very competitive hockey club in the 1970s created heartwarming memories for legions of Toronto Maple Leafs fans, memories that remain to this day.

The centreman is remembered for two of the most historic performances in the history of the National Hockey League. On February 7, 1976, the captain scored six goals and added four assists for an NHL record total of 10 points in a game versus the Boston Bruins at Maple Leaf Gardens. That spring, the team leader also joined Maurice Richard and Newsy Lalonde in hockey history by tying a league record with five goals in a playoff win against the Philadelphia Flyers. In September of that same year, Sittler also scored on a dramatic, individual effort as Team Canada defeated Czechoslovakia in overtime to capture the 1976 Canada Cup at the Forum in Montreal.

Sittler was Toronto's first choice, eighth overall, in the 1970 Amateur Draft and, later that autumn, he would embark on a career that would lead him, at the time, ahead of Dave Keon to the top of the Leafs' all-time points list, and goal scoring list. In 844 games with Toronto he recorded 389 goals and 527 assists for 916 points. In the team record book, he currently ranks; ninth in games played, second in goals, third in assists, second in points, sixth in game-winning goals, first in hat tricks (18), fourth in playoff points (65), seventh in playoff goals (25-tied) and second in playoff assists (40). In 1977-78, he amassed career-highs in points (117), goals (45), assists (72) and penalty minutes (100). Sittler became the first Maple Leaf to crack the 100-point barrier in a single season while playing the pivot on a dynamic, high-scoring line with wingers Lanny McDonald and Errol Thompson during the mid-seventies. He would lead the club in points for eight consecutive seasons from 1973 to 1980.

After Sittler's playing career, he returned to the organization on August 8, 1991 and he continues to represent the Maple Leafs in the areas of Marketing, Community Relations, and Alumni Relations.

ALL STAR GAMES



SEASONS

1970-82

CLUB

Maple Leafs

REGULAR SEASON

GP	G	A	PTS	PIM
844	389	527	916	763

PLAYOFFS

GP	G	A	PTS	PIM
64	25	40	65	120

* Toronto Maple Leafs statistics

SUNDIN
13



MATS SUNDIN

centre



MAPLE LEAFS FOREVER

BORN: FEBRUARY 13, 1971 BROMMA, SWEDEN

HONOURED BY LEAFS: FEBRUARY 11, 2012

LEAFS ALL-TIME LEADER: REGULAR SEASON GOALS (420), REGULAR SEASON POINTS (987), REGULAR SEASON OT GOALS (14), GAME-WINNING GOALS (79), 20-GOAL SEASONS (13), 30 GOAL SEASONS (10), REGULAR SEASON GAMES AS CAPTAIN (776)

ALL-STAR TEAMS: SECOND ALL-STAR TEAM (2002, 2004)

HOCKEY HALL OF FAME INDUCTION: 2012

Mats Sundin was the face of the Toronto Maple Leafs during a transitional era for the franchise. The captain's presence at the farewell of historic Maple Leaf Gardens and the christening of the new Air Canada Centre rank high among many of the lasting impressions he made during his time spent in Toronto from 1995 to 2008.


The centreman surpassed numerous Leafs legends to establish new marks throughout the team record book. The model of consistency became the franchise's all-time leader in goals and points in the same game on October 11, 2007. He holds the club records for most 20-goal seasons (13) and 30-goal seasons (10). Sundin also scored 20 or more goals for 17 consecutive NHL seasons when combined with his four seasons in Quebec. Overall, the prolific on-ice leader and off-ice ambassador played in 981 career games for the Blue and White, registering 420 goals, 567 assists and 987 points.

Sundin was selected to the club's 'Top Twenty-Five Players List' during the team's 75th Anniversary Season in 2001-02. He captained the team for 11 seasons (1997-2008) and was named an NHL Second-Team All-Star in 2001-02 and 2003-04. Sundin was at the forefront of the Leafs attack throughout numerous playoff runs. He led eight Leafs teams to the playoffs in 13 seasons with five teams advancing to the second round and two earning third round berths.

The Bromma, Sweden native was a three-time Olympian (1998, 2002, 2006) and captained his team to the gold medal in the 2006 Winter Games. Sundin was often at his best playing against the game's top players in international tournaments. A Canada Cup All-Star in 1991 and World Cup All-Star in 1996, he played in two World Cups, and seven World Championships.

Sundin's coach for seven seasons in Toronto, Pat Quinn said that coaching him was the "easiest" task of his years behind the bench. "Mats didn't have a selfish bone in his body. He had a rare and enviable combination of talent, competitiveness and humility," said Quinn.

"There is no question that Mats ranks among all the great captains in Leafs history. He was the most unselfish player I ever coached in the NHL. I can't remember too many players - let alone stars - that showed as much excitement when a teammate scored as when he scored. Rarely, did I have the privilege of coaching a player that cared so deeply and emotionally about his teammates. That's what made Mats so great. He was the ultimate professional."



ALL STAR GAMES



SEASONS	CLUB	REGULAR SEASON					PLAYOFFS				
		GP	G	A	PTS	PIM	GP	G	A	PTS	PIM
1995-08	Maple Leafs	981	420	567	987	748	77	32	38	70	66

* Toronto Maple Leafs statistics

TOP 25 LEAFS OF ALL-TIME

The "Top 25 Players List" was unveiled by the Original Six franchise on September 30, 2001. Compiled by a committee of hockey experts, the list honoured the players who made lasting contributions in the Blue and White.

The voting committee was established for the purpose of gaining selections from individuals that watched thousands of Toronto Maple Leafs games. The 14 person committee at the time consisted of longtime hockey writers, Milt Dunnell, George Gross, Scott Morrison, John Iaboni, Frank Orr and Brian McFarlane; broadcasters Joe Bowen, Howie Meeker and Harry Neale; television producer Mark Askin; NHL executive and former Maple Leafs' general manager Jim Gregory; hockey publisher Dan Diamond; and representatives of two distinguished hockey families, Tommy Smythe and Frank Selke, Jr.

The committee was not asked to rank the players or select the best players at each position. Based on final voting from the committee, the following players were recognized as "*The Top 25 Players*" in franchise history.

SYL APPS: Captain and Calder Trophy winner averaged a point a game and played on three Stanley Cup winners.

GEORGE ARMSTRONG: Longest-serving captain played in the most career games as a Maple Leaf and won four Stanley Cups.

MAX BENTLEY: Member of three Stanley Cup teams and was inducted in 1966 to the Hall of Fame.

JOHNNY BOWER: Four-time winner of the Stanley Cup is second on the club's wins and games played list.

WALTER 'TURK' BRODA: Five-time Cup winner is Leafs all-time leader in wins, shutouts and games played in goal.

FRANK 'KING' CLANCY: Served the Leafs as a First-Team All-Star twice and later as coach.

WENDEL CLARK: Captain leads all Maple Leafs in career playoff goals.

CHARLIE CONACHER: Captain and a member of Leafs' first Stanley Cup winner led NHL in scoring in consecutive seasons.

CLARENCE 'HAP' DAY: The only man to serve as captain, coach and general manager for the club.

DOUG GILMOUR: Captain and Selke Trophy winner leads all Maple Leafs in career playoff points.

REGINALD 'RED' HORNER: Captain was elected to the Hall of Fame in 1965.

TIM HORTON: Second on the team's all-time games played list and an NHL First Team All-Star three times.

HARVEY 'BUSER' JACKSON: Member of the 'Kid Line' of the 1930's and the only Leaf to be named to the NHL First All-Star Team four times.

LEONARD 'RED' KELLY: A four-time Stanley Cup champion and the leading point producer in the playoffs during the 1960's.

TED 'TEEDER' KENNEDY: Captain played on five Stanley Cup winners and one of only two Leafs to win the Hart Trophy (1955).

DAVE KEON: Captain is the only Leaf winner of the Conn Smythe Trophy (1967) and third on the club's all-time points list.

FRANK MAHOVLICH: Calder Trophy winner played on four Stanley Cup winners.

LANNY MCDONALD: Recorded three straight seasons of 40 or more goals.

BOB PULFORD: Eighth on Leafs all-time point list and seventh in games played.

BORJE SALMING: The club's all-time assist leader and either an NHL First or Second Team All-Star on six occasions.

DARRYL SITTLER: Captain is second on the franchise's all-time points and goals list. He's the NHL record-holder for most points in a game with 10.

ALLAN STANLEY: A three-time Second Team All-Star was a member of four Stanley Cup teams.

MATS SUNDIN: Captain is the club leader in points, goals, and game-winners and led the team in points 12 times. The fastest Maple Leaf to reach the 500-point plateau.

JIM THOMSON: Captain played on four Stanley Cup winning teams and was a Second Team All-Star twice.

RICK VAIVE: Captain recorded three straight 50-goals seasons and was the first to hit the 50-goal mark.



PAGES 424 - 477

PLAYOFF

HISTORY



LEGENDS
ROW

ALL-TIME PLAYOFF SCORING & GAME RESULTS

1918 TORONTO ARENAS



NHL FINAL (O'BRIEN CUP)

PLAYER	POS	GP	G	A	PTS	PIM
Harry Meeking	L	2	3	0	3	6
Rusty Crawford	L	2	2	1	3	9
Harry Cameron	D	2	1	2	3	0
Harry Mummery	D	2	1	1	2	17
Reg Noble	C/D	2	1	1	2	9
Ken Randall	R/D	2	1	1	2	12
Jack Adams	C	2	1	0	1	6
Alf Skinner	R	2	0	1	1	9
Corb Denneny	C	2	0	0	0	3
Hap Holmes	G	2	0	0	0	0

PLAYER	POS	GP	W	L	T/O	GA	GAA	SO	PIM	MIN
Hap Holmes	G	2	1	1	0	7	3.50	0	0	120

STANLEY CUP FINAL

PLAYER	POS	GP	G	A	PTS	PIM
Alf Skinner	R	5	8	2	10	18
Harry Mummery	D	5	0	6	6	21
Harry Cameron	D	5	3	1	4	12
Corb Denneny	C	5	3	1	4	0
Reg Noble	C/D	5	2	1	3	12
Harry Meeking	L	5	1	2	3	18
Ken Randall	R/D	5	1	0	1	21
Hap Holmes	G	5	0	0	0	0

PLAYER	POS	GP	W	L	T/O	GA	GAA	SO	PIM	MIN
Hap Holmes	G	5	3	2	21	4.20	0	0	300	

GP	DATE	OPPONENT	RESULT
1	Mar 11	Montreal	7-3 W
2	Mar 13 @	Montreal	3-4 L

***TORONTO WON TOTAL-GOALS NHL FINAL 10-6**

3	Mar 20	Van. Millionaires	5-3 W
4	Mar 23	Van. Millionaires	4-6 L
5	Mar 26	Van. Millionaires	6-3 W
6	Mar 28	Van. Millionaires	1-8 L
7	Mar 30	Van. Millionaires	2-1 W

****TORONTO WON BEST-OF-FIVE STANLEY CUP FINAL 3-2**

* From 1917-18 to 1926-27, the O'Brien Cup was awarded to the NHL Champions.

** From 1917-18 to 1920-21, the NHL Champions played the PCHA Champions for the Stanley Cup.



1921 TORONTO ST. PATRICKS

NHL FINAL (O'BRIEN CUP)

PLAYER	POS	GP	G	A	PTS	PIM
Harry Cameron	D	2	0	0	0	2
Sprague Cleghorn	D	1	0	0	0	0
Corb Denneny	C	2	0	0	0	4
Babe Dye	R	2	0	0	0	7
Jake Forbes	G	2	0	0	0	0
Reg Noble	C/D	2	0	0	0	0
Ken Randall	R/D	2	0	0	0	11
Rod Smylie	L/R	2	0	0	0	0
Billy Stuart	D	2	0	0	0	0

PLAYER	POS	GP	W	L	T/O	GA	GAA	SO	PIM	MIN
Jake Forbes	G	2	0	2	0	7	3.50	0	0	120

GP	DATE	OPPONENT	RESULT
1	Mar 10 @	Ottawa	0-5 L
2	Mar 14	Ottawa	0-2 L

OTTAWA WON TOTAL-GOALS NHL FINAL 7-0



1922 TORONTO ST. PATRICKS



NHL FINAL (O'BRIEN CUP)

PLAYER	POS	GP	G	A	PTS	PIM
Babe Dye	R	2	2	0	2	2
Billy Stuart	D	2	1	1	2	0
Harry Cameron	D	2	0	2	2	8
Corb Denneny	C	2	1	0	1	0
Ken Randall	R/D	2	1	0	1	4
Lloyd Andrews	L	2	0	0	0	0
Reg Noble	C/D	2	0	0	0	12
John Ross Roach	G	2	0	0	0	0
Rod Smylie	L/R	1	0	0	0	2
Ted Stackhouse	D	1	0	0	0	0

PLAYER	POS	GP	W	L	T/O	GA	GAA	SO	PIM	MIN
John Ross Roach	G	2	1	0	1	4	2.00	1	0	120

STANLEY CUP FINAL

PLAYER	POS	GP	G	A	PTS	PIM
Babe Dye	R	5	9	1	10	3
Corb Denneny	C	5	3	2	5	2
Rod Smylie	L/R	5	1	3	4	0
Lloyd Andrews	L	5	2	0	2	3
Billy Stuart	D	5	0	2	2	6
Harry Cameron	D	4	0	2	2	14
Ken Randall	R/D	4	1	0	1	22
Reg Noble	C/D	5	0	1	1	9
Eddie Gerard	L/D	1	0	0	0	0
Ted Stackhouse	D	4	0	0	0	0
John Ross Roach	G	5	0	0	0	0

PLAYER	POS	GP	W	L	T/O	GA	GAA	SO	PIM	MIN
John Ross Roach	G	5	3	2	9	1.77	1	0	305	

GP	DATE	OPPONENT	RESULT
1	Mar 11	Ottawa	5-4 W
2	Mar 13 @	Ottawa	0-0 T

TORONTO WON TOTAL-GOALS NHL FINAL 5-4

3	Mar 17	Van. Millionaires	3-4 L
4	Mar 20	Van. Millionaires	2-1 W
5	Mar 23	Van. Millionaires	0-3 L
6	Mar 25	Van. Millionaires	6-0 W
7	Mar 28	Van. Millionaires	5-1 W

***TORONTO WON BEST-OF-FIVE STANLEY CUP FINAL 3-2**

* From 1921-22 to 1925-26, the NHL Champions played the PCHA/WCHL Champions for the Stanley Cup.

ALL-TIME PLAYOFF SCORING & GAME RESULTS

1925 TORONTO ST. PATRICKS

PLAYER	POS	GP	G	A	PTS	PIM				
Jack Adams	C	2	1	0	1	7				
Bert McCaffrey	R/D	2	1	0	1	4				
Bert Corbeau	D	2	0	0	0	10				
Hap Day	D	2	0	0	0	0				
Babe Dye	R	2	0	0	0	0				
Albert Holway	D	2	0	0	0	0				
Mike Neville	C	2	0	0	0	0				
Reg Reid	L	2	0	0	0	0				
John Ross Roach	G	2	0	0	0	0				
Rod Smylie	L/R	1	0	0	0	0				
PLAYER	POS	GP	W	L	T/O	GA	GAA	SO	PIM	MIN
John Ross Roach	G	2	0	2	0	5	2.50	0	0	120

GP	DATE	OPPONENT	RESULT
1	Mar 11	@ Montreal	2-3 L
2	Mar 13	Montreal	0-2 L

MONTREAL WON TOTAL-GOALS NHL SEMI-FINAL 5-2

1929

PLAYER	POS	GP	G	A	PTS	PIM				
Andy Blair	C	4	3	0	3	2				
Ace Bailey	R	4	1	2	3	4				
Art Smith	D	4	1	1	2	8				
Hap Day	D	4	1	0	1	4				
Red Horner	D	4	1	0	1	2				
Eric Pettinger	L/C	4	1	0	1	8				
Danny Cox	L	4	0	1	1	4				
Lorne Chabot	G	4	0	0	0	0				
Baldy Cotton	L	4	0	0	0	2				
Art Duncan	D	4	0	0	0	4				
Alex Gray	R	4	0	0	0	0				
George Horne	R	4	0	0	0	4				
PLAYER	POS	GP	W	L	T/O	GA	GAA	SO	PIM	MIN
Lorne Chabot	G	4	2	2	0	5	1.24	0	0	242

GP	DATE	OPPONENT	RESULT
1	Mar 19	@ Det. Cougars	3-1 W
2	Mar 21	Det. Cougars	4-1 W

TORONTO WON TOTAL-GOALS QUARTER-FINAL 7-2

3	Mar 24	@ NY Rangers	0-1 L
4	Mar 26	NY Rangers	1-2 L (OT)

NY RANGERS WON BEST-OF-THREE SEMI-FINAL 2-0

1931

PLAYER	POS	GP	G	A	PTS	PIM				
Hap Day	D	2	0	3	3	7				
Ace Bailey	R	2	1	1	2	0				
Andy Blair	C	2	1	0	1	0				
King Clancy	D	2	1	0	1	0				
Charlie Conacher	R	2	0	1	1	0				
Lorne Chabot	G	2	0	0	0	0				
Baldy Cotton	L	2	0	0	0	2				
Art Duncan	D	1	0	0	0	0				
Bob Gracie	C/L	2	0	0	0	0				
Red Horner	D	2	0	0	0	4				
Busher Jackson	L	2	0	0	0	0				
Alex Levinsky	D	2	0	0	0	0				
Joe Primeau	C	2	0	0	0	0				
PLAYER	POS	GP	W	L	T/O	GA	GAA	SO	PIM	MIN
Lorne Chabot	G	2	0	1	1	4	1.73	0	0	139

GP	DATE	OPPONENT	RESULT
1	Mar 24	Chicago	2-2 T
2	Mar 26	@ Chicago	1-2 L (OT)

CHICAGO WON TOTAL-GOALS QUARTER-FINAL 4-3

1932

PLAYER	POS	GP	G	A	PTS	PIM				
Charlie Conacher	R	7	6	2	8	6				
Busher Jackson	L	7	5	2	7	13				
Hap Day	D	7	3	3	6	6				
Joe Primeau	C	7	0	6	6	2				
Frank Finnigan	R	7	2	3	5	8				
Bob Gracie	C/L	7	3	1	4	0				
Andy Blair	C	7	2	2	4	6				
Baldy Cotton	L	7	2	2	4	8				
Red Horner	D	7	2	2	4	20				
King Clancy	D	7	2	1	3	14				
Ace Bailey	R	7	1	0	1	4				
Harold Darragh	L	7	0	1	1	2				
Lorne Chabot	G	7	0	0	0	0				
Alex Levinsky	D	7	0	0	0	6				
Earl Miller	L	7	0	0	0	0				
Fred Robertson	D	7	0	0	0	0				
PLAYER	POS	GP	W	L	T/O	GA	GAA	SO	PIM	MIN
Lorne Chabot	G	7	5	1	1	15	2.05	0	0	438

GP	DATE	OPPONENT	RESULT
1	Mar 27	@ Chicago	0-1 L
2	Mar 29	Chicago	6-1 W

TORONTO WON TOTAL-GOALS QUARTER-FINAL 6-2

3	Mar 31	@ Mtl. Maroons	1-1 T
4	Apr 2	Mtl. Maroons	3-2 W (OT)

TORONTO WON TOTAL-GOALS SEMI-FINAL 4-3

5	Apr 5	@ NY Rangers	6-4 W
*6	Apr 7	@ NY Rangers	6-2 W
7	Apr 9	NY Rangers	6-4 W

TORONTO WON BEST-OF-FIVE FINAL 3-0

* Game played in Boston, MA due to circus being booked at Madison Square Garden in New York.

ALL-TIME PLAYOFF SCORING & GAME RESULTS

1933

PLAYER	POS	GP	G	A	PTS	PIM
Ken Doraty	F	9	5	0	5	2
Busher Jackson	L	9	3	1	4	2
Charlie Sands	C/R	9	2	2	4	2
King Clancy	D	9	0	3	3	14
Baldy Cotton	L	9	0	3	3	6
Charlie Conacher	R	9	1	1	2	10
Bill Thoms	C	9	1	1	2	4
Andy Blair	C	9	0	2	2	4
Red Horner	D	9	1	0	1	10
Alex Levinsky	D	9	1	0	1	14
Ace Bailey	R	8	0	1	1	4
Hap Day	D	9	0	1	1	21
Bob Gracie	C/L	9	0	1	1	0
Joe Primeau	C	8	0	1	1	4
Buzz Boll	L	1	0	0	0	0
Lorne Chabot	G	9	0	0	0	0

PLAYER	POS	GP	W	L	T/O	GA	GAA	SO	PIM	MIN
Lorne Chabot	G	9	4	5	0	18	1.57	2	0	686

GP	DATE	OPPONENT	RESULT
1	Mar 25	@ Boston	1-2 L (OT)
2	Mar 28	@ Boston	1-0 W (OT)
3	Mar 30	Boston	1-2 L (OT)
4	Apr 1	Boston	5-3 W
5	Apr 3	Boston	1-0 W (OT)

TORONTO WON BEST-OF-FIVE SEMI-FINAL 3-2

6	Apr 4	@ NY Rangers	1-5 L
7	Apr 8	NY Rangers	1-3 L
8	Apr 11	NY Rangers	3-2 W
9	Apr 13	NY Rangers	0-1 L (OT)

NY RANGERS WON BEST-OF-FIVE FINAL 3-1

1934

PLAYER	POS	GP	G	A	PTS	PIM
Joe Primeau	C	5	2	4	6	6
Charlie Conacher	R	5	3	2	5	0
Ken Doraty	F	5	2	2	4	0
Hec Kilrea	L	5	2	0	2	2
Andy Blair	C	5	0	2	2	16
Baldy Cotton	L	5	0	2	2	0
Bill Thoms	C	5	0	2	2	0
Red Horner	D	5	1	0	1	6
Busher Jackson	L	5	1	0	1	8
Charlie Sands	C/R	5	1	0	1	0
Buzz Boll	L	5	0	0	0	9
King Clancy	D	3	0	0	0	8
Hap Day	D	5	0	0	0	6
George Hainsworth	G	5	0	0	0	0
Alex Levinsky	D	5	0	0	0	6
Jack Shill	C	2	0	0	0	0

PLAYER	POS	GP	W	L	T/O	GA	GAA	SO	PIM	MIN
George Hainsworth	G	5	2	3	0	11	2.19	0	0	302

GP	DATE	OPPONENT	RESULT
1	Mar 22	Detroit	1-2 L (OT)
2	Mar 24	Detroit	3-6 L
3	Mar 26	@ Detroit	3-1 W
4	Mar 28	@ Detroit	5-1 W
5	Mar 30	@ Detroit	0-1 L

DETROIT WON BEST-OF-FIVE SEMI-FINAL 3-2

1935

PLAYER	POS	GP	G	A	PTS	PIM
Busher Jackson	L	7	3	2	5	2
Charlie Conacher	R	7	1	4	5	6
Frank Finnigan	R	7	1	2	3	2
Joe Primeau	C	7	0	3	3	0
Pep Kelly	R	7	2	0	2	4
Bill Thoms	C	7	2	0	2	0
Nick Metz	L	6	1	1	2	0
King Clancy	D	7	1	0	1	8
Red Horner	D	7	0	1	1	4
Andy Blair	C	2	0	0	0	2
Buzz Boll	L	6	0	0	0	0
Baldy Cotton	L	7	0	0	0	17
Hap Day	D	7	0	0	0	4
Ken Doraty	F	1	0	0	0	0
George Hainsworth	G	7	0	0	0	0
Flash Hollett	D	7	0	0	0	6
Art Jackson	C	1	0	0	0	2
Hec Kilrea	L	6	0	0	0	4

PLAYER	POS	GP	W	L	T/O	GA	GAA	SO	PIM	MIN
George Hainsworth	G	7	3	4	0	12	1.57	2	0	460

GP	DATE	OPPONENT	RESULT
1	Mar 23	@ Boston	0-1 L (OT)
2	Mar 26	@ Boston	2-0 W
3	Mar 28	Boston	3-0 W
4	Mar 30	Boston	2-1 W (OT)

TORONTO WON BEST-OF-FIVE SEMI-FINAL 3-1

5	Apr 4	Mtl. Maroons	2-3 L (OT)
6	Apr 6	Mtl. Maroons	1-3 L
7	Apr 9	@ Mtl. Maroons	1-4 L

MTL. MAROONS WON BEST-OF-FIVE FINAL 3-0

ALL-TIME PLAYOFF SCORING & GAME RESULTS

 1936

PLAYER	POS	GP	G	A	PTS	PIM				
Buzz Boll	L	9	7	3	10	2				
Bill Thoms	C	9	3	5	8	0				
Joe Primeau	C	9	3	4	7	0				
Charlie Conacher	R	9	3	2	5	12				
Busher Jackson	L	9	3	2	5	4				
Pep Kelly	R	9	2	3	5	4				
King Clancy	D	9	2	2	4	10				
Bob Davidson	L	9	1	3	4	2				
Red Horner	D	9	1	2	3	22				
Frank Finnigan	R	9	0	3	3	0				
Art Jackson	C	8	0	3	3	2				
Jack Shill	C	9	0	3	3	8				
Andy Blair	C	9	0	0	0	2				
Hap Day	D	9	0	0	0	8				
George Hainsworth	G	9	0	0	0	0				
Norm Mann	C/R	1	0	0	0	0				
PLAYER	POS	GP	W	L	T/O	GA	GAA	SO	PIM	MIN
George Hainsworth	G	9	4	5	0	27	2.99	0	0	541

GP	DATE	OPPONENT	RESULT
1	Mar 24	@ Boston	0-3 L
2	Mar 26	Boston	8-3 W
TORONTO WON TOTAL-GOALS QUARTER-FINAL 8-6			
3	Mar 28	NY Americans	3-1 W
4	Mar 31	@ NY Americans	0-1 L
5	Apr 2	NY Americans	3-1 W
TORONTO WON BEST-OF-THREE SEMI-FINAL 2-1			
6	Apr 5	@ Detroit	1-3 L
7	Apr 7	@ Detroit	4-9 L
8	Apr 9	Detroit	4-3 W (OT)
9	Apr 11	Detroit	2-3 L
DETROIT WON BEST-OF-FIVE FINAL 3-1			

 1937

PLAYER	POS	GP	G	A	PTS	PIM			
Busher Jackson	L	2	1	0	1	2			
Syl Apps	C	2	0	1	1	0			
Reg Hamilton	D	2	0	1	1	2			
Buzz Boll	L	2	0	0	0	0			
Turk Broda	G	2	0	0	0	0			
Charlie Conacher	R	2	0	0	0	5			
Bob Davidson	L	2	0	0	0	5			
Hap Day	D	2	0	0	0	0			
Gordie Drillon	R	2	0	0	0	0			
Frank Finnigan	R	2	0	0	0	0			
Jimmy Fowler	D	2	0	0	0	0			
Red Horner	D	2	0	0	0	7			
Nick Metz	L	2	0	0	0	0			
Jack Shill	C	2	0	0	0	0			
Bill Thoms	C	2	0	0	0	0			
PLAYER	POS	GP	W	L	GA	GAA	SO	PIM	MIN
Turk Broda	G	2	0	2	5	2.26	0	0	133

GP	DATE	OPPONENT	RESULT
1	Mar 23	NY Rangers	0-3 L
2	Mar 25	@ NY Rangers	1-2 L (OT)
NY RANGERS WON BEST-OF-THREE QUARTER-FINAL 2-0			

 1938

PLAYER	POS	GP	G	A	PTS	PIM			
Gordie Drillon	R	7	7	1	8	2			
George Parsons	L	7	3	2	5	11			
Syl Apps	C	7	1	4	5	0			
Pep Kelly	R	7	2	2	4	2			
Bob Davidson	L	4	0	2	2	7			
Jimmy Fowler	D	7	0	2	2	0			
Nick Metz	L	7	0	2	2	0			
Busher Jackson	L	6	1	0	1	8			
Reg Hamilton	D	7	0	1	1	2			
Red Horner	D	7	0	1	1	14			
Bingo Kampman	D	7	0	1	1	6			
Bill Thoms	C	7	0	1	1	0			
Murray Armstrong	C	3	0	0	0	0			
Buzz Boll	L	7	0	0	0	2			
Turk Broda	G	7	0	0	0	0			
Murph Chamberlain	L	5	0	0	0	2			
PLAYER	POS	GP	W	L	GA	GAA	SO	PIM	MIN
Turk Broda	G	7	4	3	13	1.73	1	0	452

GP	DATE	OPPONENT	RESULT
1	Mar 24	Boston	1-0 W (OT)
2	Mar 26	Boston	2-1 W
3	Mar 29	@ Boston	3-2 W (OT)
TORONTO WON BEST-OF-FIVE SEMI-FINAL 3-0			
4	Apr 5	Chicago	1-3 L
5	Apr 7	Chicago	5-1 W
6	Apr 10	@ Chicago	1-2 L
7	Apr 12	@ Chicago	1-4 L
CHICAGO WON BEST-OF-FIVE FINAL 3-1			

ALL-TIME PLAYOFF SCORING & GAME RESULTS

1939

PLAYER	POS	GP	G	A	PTS	PIM
Gordie Drillon	R	10	7	6	13	4
Syl Apps	C	10	2	6	8	2
Murph Chamberlain	L	10	2	5	7	4
Nick Metz	L	10	3	3	6	6
Doc Romnes	L/C	10	1	4	5	0
Gus Marker	R	10	2	2	4	0
Red Horner	D	10	1	2	3	26
Pete Langelle	C	9	1	2	3	2
Bob Davidson	L	10	1	1	2	6
Bingo Kampman	D	10	1	1	2	20
Reg Hamilton	D	10	0	2	2	4
Pep Kelly	R	9	1	0	1	0
Jimmy Fowler	D	9	0	1	1	2
Busher Jackson	L	7	0	1	1	2
Turk Broda	G	10	0	0	0	0
Jack Church	D	1	0	0	0	0
Red Heron	C	2	0	0	0	4
Bucko McDonald	D	10	0	0	0	4
Don Metz	R	2	0	0	0	0

PLAYER	POS	GP	W	L	GA	GAA	SO	PIM	MIN
Turk Broda	G	10	5	5	20	1.94	2	0	617

GP	DATE	OPPONENT	RESULT
1	Mar 21	NY Americans	4-0 W
2	Mar 23	@ NY Americans	2-0 W

TORONTO WON BEST-OF-THREE QUARTER-FINAL 2-0

3	Mar 28	Detroit	4-1 W
4	Mar 30	@ Detroit	1-3 L
5	Apr 1	Detroit	5-4 W (OT)

TORONTO WON BEST-OF-THREE SEMI-FINAL 2-1

6	Apr 6	@ Boston	1-2 L
7	Apr 9	@ Boston	3-2 W (OT)
8	Apr 11	Boston	1-3 L
9	Apr 13	Boston	0-2 L
10	Apr 16	@ Boston	1-3 L

BOSTON WON BEST-OF-SEVEN FINAL 4-1

1940

PLAYER	POS	GP	G	A	PTS	PIM
Syl Apps	C	10	5	2	7	2
Hank Goldup	L	10	5	1	6	4
Gordie Drillon	R	10	3	1	4	0
Gus Marker	R	10	1	3	4	23
Nick Metz	L	9	1	3	4	9
Sweeney Schriner	L	9	1	3	4	4
Bob Davidson	L	10	0	3	3	16
Pete Langelle	C	10	0	3	3	0
Red Heron	C	9	2	0	2	2
Jack Church	D	10	1	1	2	6
Red Horner	D	9	0	2	2	55
Wally Stanowski	D	10	1	0	1	2
Billy Taylor	C	2	1	0	1	0
Pep Kelly	R	6	0	1	1	0
Turk Broda	G	10	0	0	0	0
Murph Chamberlain	L	3	0	0	0	0
Reg Hamilton	D	10	0	0	0	0
Bingo Kampman	D	10	0	0	0	0
Bucko McDonald	D	1	0	0	0	0
Don Metz	R	2	0	0	0	0

PLAYER	POS	GP	W	L	GA	GAA	SO	PIM	MIN
Turk Broda	G	10	6	4	19	1.74	1	0	657

GP	DATE	OPPONENT	RESULT
1	Mar 19	Chicago	3-2 W (OT)
2	Mar 21	@ Chicago	2-1 W

TORONTO WON BEST-OF-THREE QUARTER-FINAL 2-0

3	Mar 26	Detroit	2-1 W
4	Mar 28	@ Detroit	3-1 W

TORONTO WON BEST-OF-THREE SEMI-FINAL 2-0

5	Apr 2	@ NY Rangers	1-2 L (OT)
6	Apr 3	@ NY Rangers	2-6 L
7	Apr 6	NY Rangers	2-1 W
8	Apr 9	NY Rangers	3-0 W
9	Apr 11	NY Rangers	1-2 L (OT)
10	Apr 13	NY Rangers	2-3 L (OT)

NY RANGERS WON BEST-OF-SEVEN FINAL 4-2

1941

PLAYER	POS	GP	G	A	PTS	PIM
Nick Metz	L	7	3	4	7	0
Syl Apps	C	7	3	2	5	2
Gordie Drillon	R	7	3	2	5	2
Sweeney Schriner	L	7	2	1	3	4
Reg Hamilton	D	7	1	2	3	13
Wally Stanowski	D	7	0	3	3	2
Billy Taylor	C	7	0	3	3	5
Bucko McDonald	D	7	2	0	2	2
Pete Langelle	C	7	1	1	2	0
Don Metz	R	7	1	1	2	2
Bob Davidson	L	7	0	2	2	7
Red Heron	C	7	0	2	2	0
Lex Chisholm	C/R	3	1	0	1	0
Turk Broda	G	7	0	0	0	0
Jack Church	D	5	0	0	0	8
Hank Goldup	L	7	0	0	0	0
Bingo Kampman	D	7	0	0	0	0
Norm Mann	R/C	1	0	0	0	0
Gus Marker	R	7	0	0	0	5

PLAYER	POS	GP	W	L	GA	GAA	SO	PIM	MIN
Turk Broda	G	7	3	4	15	2.05	0	0	438

GP	DATE	OPPONENT	RESULT
1	Mar 20	@ Boston	0-3 L
2	Mar 22	@ Boston	5-3 W
3	Mar 25	Boston	7-2 W
4	Mar 27	Boston	1-2 L
5	Mar 29	@ Boston	2-1 W (OT)
6	Apr 1	Boston	1-2 L
7	Apr 3	@ Boston	1-2 L

BOSTON WON BEST-OF-SEVEN SEMI-FINAL 4-3

ALL-TIME PLAYOFF SCORING & GAME RESULTS

 1942 

PLAYER	POS	GP	G	A	PTS	PIM			
Syl Apps	C	13	5	9	14	2			
Wally Stanowski	D	13	2	8	10	2			
Billy Taylor	C	13	2	8	10	4			
Sweeney Schriener	L	13	6	3	9	10			
Nick Metz	L	13	4	4	8	12			
John McCreedy	R	13	4	3	7	6			
Don Metz	R	4	4	3	7	0			
Pete Langelle	C	13	3	3	6	2			
Lorne Carr	R	13	3	2	5	6			
Gordie Drillon	R	9	2	3	5	2			
Bob Goldham	D	13	2	2	4	31			
Bob Davidson	L	13	1	2	3	20			
Bingo Kampman	D	13	0	2	2	12			
Bucko McDonald	D	9	0	1	1	2			
Turk Broda	G	13	0	0	0	0			
Ernie Dickens	D	13	0	0	0	4			
Hank Goldup	L	9	0	0	0	2			
Gaye Stewart	L	1	0	0	0	0			
PLAYER	POS	GP	W	L	GA	GAA	SO	PIM	MIN
Turk Broda	G	13	8	5	31	2.38	1	0	780

GP	DATE	OPPONENT	RESULT
1	Mar 21	NY Rangers	3-1W
2	Mar 22 @	NY Rangers	4-2W
3	Mar 24 @	NY Rangers	0-3L
4	Mar 28	NY Rangers	2-1W
5	Mar 29 @	NY Rangers	1-3L
6	Mar 31	NY Rangers	3-2W
TORONTO WON BEST-OF-SEVEN SEMI-FINAL 4-2			
7	Apr 4	Detroit	2-3L
8	Apr 7	Detroit	2-4L
9	Apr 9 @	Detroit	2-5L
10	Apr 12 @	Detroit	4-3W
11	Apr 14	Detroit	9-3W
12	Apr 16 @	Detroit	3-0W
13	Apr 18	Detroit	3-1W
TORONTO WON BEST-OF-SEVEN FINAL 4-3			

 1943

PLAYER	POS	GP	G	A	PTS	PIM			
Bud Poile	R	6	2	4	6	4			
Jack McLean	C/R	6	2	2	4	2			
Sweeney Schriener	L	4	2	2	4	0			
Billy Taylor	C	6	2	2	4	0			
Mel Hill	R	6	3	0	3	0			
Lorne Carr	R	6	1	2	3	0			
Bob Davidson	L	6	1	2	3	7			
Babe Pratt	D	6	1	2	3	8			
Jack Hamilton	C	6	1	1	2	0			
Reg Hamilton	D	6	1	1	2	9			
Gaye Stewart	L	4	0	2	2	4			
Bucko McDonald	D	6	1	0	1	4			
Jack Forsey	R	3	0	1	1	0			
Turk Broda	G	6	0	0	0	0			
Buck Jones	D	6	0	0	0	8			
Joe Klukay	L	1	0	0	0	0			
PLAYER	POS	GP	W	L	GA	GAA	SO	PIM	MIN
Turk Broda	G	6	2	4	20	2.73	0	0	439

GP	DATE	OPPONENT	RESULT
1	Mar 21 @	Detroit	2-4L
2	Mar 23 @	Detroit	3-2W (OT)
3	Mar 25	Detroit	2-4L
4	Mar 27	Detroit	6-3W
5	Mar 28 @	Detroit	2-4L
6	Mar 30	Detroit	2-3L (OT)
DETROIT WON BEST-OF-SEVEN SEMI-FINAL 4-2			

 1944

PLAYER	POS	GP	G	A	PTS	PIM			
George Boothman	C/D	5	2	1	3	2			
Moe Morris	D	5	1	2	3	2			
Babe Pratt	D	5	0	3	3	4			
Ted Kennedy	C	5	1	1	2	4			
Jack Hamilton	C	5	1	0	1	0			
Reg Hamilton	D	5	1	0	1	8			
Lorne Carr	R	5	0	1	1	0			
Paul Bibeault	G	5	0	0	0	0			
Gus Bodnar	C	5	0	0	0	0			
Bob Davidson	L	5	0	0	0	4			
Ross Johnstone	D	3	0	0	0	0			
Jack McLean	C/R	3	0	0	0	6			
Tom O'Neill	R	4	0	0	0	6			
Don Webster	L	5	0	0	0	12			
PLAYER	POS	GP	W	L	GA	GAA	SO	PIM	MIN
Paul Bibeault	G	5	1	4	23	4.60	0	0	300

GP	DATE	OPPONENT	RESULT
1	Mar 21 @	Montreal	3-1W
2	Mar 23 @	Montreal	1-5L
3	Mar 25	Montreal	1-2L
4	Mar 28	Montreal	1-4L
5	Mar 30 @	Montreal	0-11L
MONTREAL WON BEST-OF-SEVEN SEMI-FINAL 4-1			

ALL-TIME PLAYOFF SCORING & GAME RESULTS

 1945

PLAYER	POS	GP	G	A	PTS	PIM
Ted Kennedy	C	13	7	2	9	2
Babe Pratt	D	13	2	4	6	8
Mel Hill	R	13	2	3	5	6
Gus Bodnar	C	13	3	1	4	4
Sweeney Schriner	L	13	3	1	4	4
Lorne Carr	R	13	2	2	4	5
Moe Morris	D	13	3	0	3	14
Bob Davidson	L	13	1	2	3	2
Nick Metz	L	7	1	1	2	2
Don Metz	R	11	0	1	1	4
Wally Stanowski	D	13	0	1	1	5
Reg Hamilton	D	13	0	0	0	6
Art Jackson	C	8	0	0	0	0
Frank McCool	G	13	0	0	0	0
John McCreedy	R	8	0	0	0	10
Jack McLean	C/R	4	0	0	0	0

PLAYER	POS	GP	W	L	GA	GAA	SO	PIM	MIN
Frank McCool	G	13	8	5	30	2.23	4	0	807

GP	DATE	OPPONENT	RESULT
1	Mar 20	@ Montreal	1-0 W
2	Mar 22	@ Montreal	3-2 W
3	Mar 24	Montreal	1-4 L
4	Mar 27	Montreal	4-3 W (OT)
5	Mar 29	@ Montreal	3-10 L
6	Mar 31	Montreal	3-2 W

TORONTO WON BEST-OF-SEVEN SEMI-FINAL 4-2

7	Apr 6	@ Detroit	1-0 W
8	Apr 8	@ Detroit	2-0 W
9	Apr 12	Detroit	1-0 W
10	Apr 14	Detroit	3-5 L
11	Apr 19	@ Detroit	0-2 L
12	Apr 21	Detroit	0-1 L (OT)
13	Apr 22	@ Detroit	2-1 W

TORONTO WON BEST-OF-SEVEN FINAL 4-3

 1947

PLAYER	POS	GP	G	A	PTS	PIM
Ted Kennedy	C	11	4	5	9	4
Gaye Stewart	L	11	2	5	7	8
Syl Apps	C	11	5	1	6	0
Nick Metz	L	6	4	2	6	0
Howie Meeker	R	11	3	3	6	6
Vic Lynn	L/D	11	4	1	5	16
Harry Watson	L	11	3	2	5	6
Don Metz	R	11	2	3	5	4
Gus Mortson	D	11	1	3	4	22
Bill Barilko	D	11	0	3	3	18
Bud Poile	R	7	2	0	2	2
Garth Boesch	D	11	0	2	2	6
Bill Ezinicki	R	11	0	2	2	30
Joe Klukay	L	11	1	0	1	0
Jimmy Thomson	D	11	0	1	1	22
Gus Bodnar	C	1	0	0	0	0
Turk Broda	G	11	0	0	0	0
Wally Stanowski	D	8	0	0	0	0

PLAYER	POS	GP	W	L	GA	GAA	SO	PIM	MIN
Turk Broda	G	11	8	3	27	2.38	1	0	680

GP	DATE	OPPONENT	RESULT
1	Mar 26	Detroit	3-2 W (OT)
2	Mar 29	Detroit	1-9 L
3	Apr 1	@ Detroit	4-1 W
4	Apr 3	@ Detroit	4-1 W
5	Apr 5	Detroit	6-1 W

TORONTO WON BEST-OF-SEVEN SEMI-FINAL 4-1

6	Apr 8	@ Montreal	0-6 L
7	Apr 10	@ Montreal	4-0 W
8	Apr 12	Montreal	4-2 W
9	Apr 15	Montreal	2-1 W (OT)
10	Apr 17	@ Montreal	1-3 L
11	Apr 19	Montreal	2-1 W

TORONTO WON BEST-OF-SEVEN FINAL 4-2

 1948

PLAYER	POS	GP	G	A	PTS	PIM
Ted Kennedy	C	9	8	6	14	0
Max Bentley	C	9	4	7	11	0
Syl Apps	C	9	4	4	8	0
Harry Watson	L	9	5	2	7	9
Vic Lynn	L/D	9	2	5	7	20
Howie Meeker	R	9	2	4	6	15
Bill Ezinicki	R	9	3	1	4	6
Les Costello	L	5	2	2	4	2
Garth Boesch	D	8	2	1	3	2
Gus Mortson	D	5	1	2	3	2
Nick Metz	L	9	2	0	2	2
Joe Klukay	L	9	1	1	2	2
Jimmy Thomson	D	9	1	1	2	9
Wally Stanowski	D	9	0	2	2	2
Bill Barilko	D	9	1	0	1	17
Phil Sarnis	D	5	0	1	1	2
Turk Broda	G	9	0	0	0	10
Don Metz	R	2	0	0	0	2
Sid Smith	L	2	0	0	0	0

PLAYER	POS	GP	W	L	GA	GAA	SO	PIM	MIN
Turk Broda	G	9	8	1	20	2.15	1	10	557

GP	DATE	OPPONENT	RESULT
1	Mar 24	Boston	5-4 W (OT)
2	Mar 27	Boston	5-3 W
3	Mar 30	@ Boston	5-1 W
4	Apr 1	@ Boston	2-3 L
5	Apr 3	Boston	3-2 W

TORONTO WON BEST-OF-SEVEN SEMI-FINAL 4-1

6	Apr 7	Detroit	5-3 W
7	Apr 10	Detroit	4-2 W
8	Apr 11	@ Detroit	2-0 W
9	Apr 14	@ Detroit	7-2 W

TORONTO WON BEST-OF-SEVEN FINAL 4-0

ALL-TIME PLAYOFF SCORING & GAME RESULTS

 1949

PLAYER	POS	GP	G	A	PTS	PIM
Ted Kennedy	C	9	2	6	8	2
Sid Smith	L	6	5	2	7	0
Max Bentley	C	9	4	3	7	2
Cal Gardner	C	9	2	5	7	0
Harry Watson	L	9	4	2	6	2
Ray Timgren	L	9	3	3	6	2
Fleming MacKell	C	9	2	4	6	4
Jimmy Thomson	D	9	1	5	6	10
Joe Klukay	L	9	2	3	5	4
Bill Ezinicki	R	9	1	4	5	20
Gus Mortson	G	9	2	1	3	8
Garth Boesch	D	9	0	2	2	6
Bill Juzda	D	9	0	2	2	8
Bill Barilko	D	9	0	1	1	20
Vic Lynn	L/D	8	0	1	1	2
Turk Broda	G	9	0	0	0	2
Bob Dawes	D/C	9	0	0	0	2
Don Metz	R	3	0	0	0	0
Harry Taylor	C	1	0	0	0	0

PLAYER	POS	GP	W	L	GA	GAA	SO	PIM	MIN
Turk Broda	G	9	8	1	15	1.57	1	2	574

GP	DATE	OPPONENT	RESULT
1	Mar 22	@ Boston	3-0 W
2	Mar 24	@ Boston	3-2 W
3	Mar 26	Boston	4-5 L (OT)
4	Mar 29	Boston	3-1 W
5	Mar 30	@ Boston	3-2 W

TORONTO WON BEST-OF-SEVEN SEMI-FINAL 4-1

6	Apr 8	@ Detroit	3-2 W (OT)
7	Apr 10	@ Detroit	3-1 W
8	Apr 13	Detroit	3-1 W
9	Apr 16	Detroit	3-1 W

TORONTO WON BEST-OF-SEVEN FINAL 4-0

 1950

PLAYER	POS	GP	G	A	PTS	PIM
Max Bentley	C	7	3	3	6	0
Ray Timgren	L	6	0	4	4	2
Joe Klukay	L	7	3	0	3	4
Ted Kennedy	C	7	1	2	3	8
Sid Smith	L	7	0	3	3	2
Bill Barilko	D	7	1	1	2	18
Fleming MacKell	C	7	1	1	2	11
Vic Lynn	L/D	7	0	2	2	2
Jimmy Thomson	D	7	0	2	2	7
Cal Gardner	C	7	1	0	1	4
John McCormack	C	6	1	0	1	0
Howie Meeker	R	7	0	1	1	4
Garth Boesch	D	6	0	0	0	4
Turk Broda	G	7	0	0	0	0
Les Costello	L	1	0	0	0	0
Bill Ezinicki	R	5	0	0	0	13
Tim Horton	D	1	0	0	0	2
Bill Juzda	D	7	0	0	0	16
Gus Mortson	D	7	0	0	0	18
Harry Watson	L	7	0	0	0	2

PLAYER	POS	GP	W	L	GA	GAA	SO	PIM	MIN
Turk Broda	G	7	3	4	10	1.33	3	0	450

GP	DATE	OPPONENT	RESULT
1	Mar 28	@ Detroit	5-0 W
2	Mar 30	@ Detroit	1-3 L
3	Apr 1	Detroit	2-0 W
4	Apr 4	Detroit	1-2 L (OT)
5	Apr 6	@ Detroit	2-0 W
6	Apr 8	Detroit	0-4 L
7	Apr 9	@ Detroit	0-1 L (OT)

DETROIT WON BEST-OF-SEVEN SEMI-FINAL 4-3

 1951

PLAYER	POS	GP	G	A	PTS	PIM
Max Bentley	C	11	2	11	13	4
Sid Smith	L	11	7	3	10	0
Ted Kennedy	C	11	4	5	9	6
Tom Sloan	C/R	11	4	5	9	18
Joe Klukay	L	11	4	3	7	0
Bill Barilko	D	11	3	2	5	31
Fleming MacKell	C	11	2	3	5	9
Harry Watson	L	5	1	2	3	4
Cal Gardner	C	11	1	1	2	4
Howie Meeker	R	11	1	1	2	14
Fern Flaman	D	9	1	0	1	8
Gus Mortson	D	11	0	1	1	4
Jimmy Thomson	D	11	0	1	1	34
Ray Timgren	L	11	0	1	1	2
Turk Broda	G	8	0	0	0	0
Bill Juzda	D	11	0	0	0	7
Danny Lewicki	L	9	0	0	0	0
Al Rollins	G	4	0	0	0	0

PLAYER	POS	GP	W	L	GA	GAA	SO	PIM	MIN
Turk Broda	G	8	5	1	9	1.10	2	0	492
Al Rollins	G	4	3	1	6	1.71	0	0	210

GP	DATE	OPPONENT	RESULT
1	Mar 28	Boston	0-2 L
*2	Mar 31	Boston	1-1 T (OT)
3	Apr 1	@ Boston	3-0 W
4	Apr 3	@ Boston	3-1 W
5	Apr 7	Boston	4-1 W
6	Apr 8	@ Boston	6-0 W

TORONTO WON BEST-OF-SEVEN SEMI-FINAL 4-1

7	Apr 11	Montreal	3-2 W (OT)
8	Apr 14	Montreal	2-3 L (OT)
9	Apr 17	@ Montreal	2-1 W (OT)
10	Apr 19	@ Montreal	3-2 W (OT)
11	Apr 21	Montreal	3-2 W (OT)

TORONTO WON BEST-OF-SEVEN FINAL 4-1

* Game called after the first overtime period due to a local curfew law.

ALL-TIME PLAYOFF SCORING & GAME RESULTS

1952

PLAYER	POS	GP	G	A	PTS	PIM
Joe Klukay	L	4	1	1	2	0
Fern Flaman	D	4	0	2	2	18
Max Bentley	C	4	1	0	1	2
Harry Watson	L	4	1	0	1	2
Ray Timgren	L	4	0	1	1	0
George Armstrong	R	4	0	0	0	2
Earl Balfour	L	1	0	0	0	0
Hugh Bolton	D	3	0	0	0	4
Turk Broda	G	2	0	0	0	0
Cal Gardner	C	3	0	0	0	2
Bill Juzda	D	3	0	0	0	2
Ted Kennedy	C	4	0	0	0	4
Howie Meeker	R	4	0	0	0	11
Jim Morrison	D	2	0	0	0	0
Gus Mortson	D	4	0	0	0	8
Al Rollins	G	2	0	0	0	0
Tod Sloan	C/R	4	0	0	0	10
Sid Smith	L	4	0	0	0	0
Jimmy Thomson	D	4	0	0	0	25

PLAYER	POS	GP	W	L	GA	GAA	SO	PIM	MIN
Turk Broda	G	2	0	2	7	3.50	0	0	120
Al Rollins	G	2	0	2	6	3.00	0	0	120

GP	DATE	OPPONENT	RESULT
1	Mar 25	@ Detroit	0-3 L
2	Mar 27	@ Detroit	0-1 L
3	Mar 29	Detroit	2-6 L
4	Apr 1	Detroit	1-3 L

DETROIT WON BEST-OF-SEVEN SEMI-FINAL 4-0

1954

PLAYER	POS	GP	G	A	PTS	PIM
Cord Hannigan	C	5	2	0	2	4
Tim Horton	D	5	1	1	2	4
Ted Kennedy	C	5	1	1	2	2
Tod Sloan	C/R	5	1	1	2	4
Sid Smith	L	5	1	1	2	0
Bob Bailey	R	5	0	2	2	4
George Armstrong	R	5	1	0	1	2
Rudy Migay	C	5	1	0	1	4
Hugh Bolton	D	5	0	1	1	4
Eric Nesterenko	R	5	0	1	1	9
Ron Stewart	R	5	0	1	1	10
Harry Watson	L	5	0	1	1	2
Leo Boivin	D	5	0	0	0	2
Fern Flaman	D	2	0	0	0	0
Harry Lumley	G	5	0	0	0	0
Jim Morrison	D	5	0	0	0	4
Jimmy Thomson	D	3	0	0	0	2

PLAYER	POS	GP	W	L	GA	GAA	SO	PIM	MIN
Harry Lumley	G	5	1	4	15	2.80	0	0	321

GP	DATE	OPPONENT	RESULT
1	Mar 23	@ Detroit	0-5 L
2	Mar 25	@ Detroit	3-1 W
3	Mar 27	Detroit	1-3 L
4	Mar 30	Detroit	1-2 L
5	Apr 1	@ Detroit	3-4 L (OT)

DETROIT WON BEST-OF-SEVEN SEMI-FINAL 4-1

1955

PLAYER	POS	GP	G	A	PTS	PIM
Sid Smith	L	4	3	1	4	0
Ted Kennedy	C	4	1	3	4	0
Hugh Bolton	D	4	0	3	3	6
George Armstrong	R	4	1	0	1	4
Brian Cullen	C	4	1	0	1	0
Jim Morrison	D	4	0	1	1	4
Eric Nesterenko	R	4	0	1	1	6
Bob Bailey	R	1	0	0	0	0
Larry Cahen	D	4	0	0	0	0
Joe Klukay	L	4	0	0	0	4
Harry Lumley	G	4	0	0	0	0
Parker MacDonald	C	4	0	0	0	4
Rudy Migay	C	3	0	0	0	10
Marc Reaume	D	4	0	0	0	2
Tod Sloan	C/R	4	0	0	0	2
Ron Stewart	R	4	0	0	0	2
Jimmy Thomson	D	4	0	0	0	16

PLAYER	POS	GP	W	L	GA	GAA	SO	PIM	MIN
Harry Lumley	G	4	0	4	14	3.50	0	0	240

GP	DATE	OPPONENT	RESULT
1	Mar 22	@ Detroit	4-7 L
2	Mar 24	@ Detroit	1-2 L
3	Mar 26	Detroit	1-2 L
4	Mar 29	Detroit	0-3 L

DETROIT WON BEST-OF-SEVEN SEMI-FINAL 4-0

ALL-TIME PLAYOFF SCORING & GAME RESULTS

1956

PLAYER	POS	GP	G	A	PTS	PIM
George Armstrong	R	5	4	2	6	0
Dick Duff	L	5	1	4	5	2
Jimmy Thomson	D	5	0	3	3	10
Ron Stewart	R	5	1	1	2	2
Ron Hurst	R	3	0	2	2	4
Marc Reaume	D	5	0	2	2	6
Brian Cullen	C	5	1	0	1	2
Billy Harris	C	5	1	0	1	4
Gerry James	R	5	1	0	1	8
Sid Smith	L	5	1	0	1	0
Earl Balfour	L	3	0	1	1	2
Hugh Bolton	D	5	0	1	1	0
Gord Hannigan	C	4	0	0	0	4
Tim Horton	D	2	0	0	0	4
Harry Lumley	G	5	0	0	0	2
Rudy Migay	C	5	0	0	0	6
Jim Morrison	D	5	0	0	0	4
Tod Sloan	C/R	2	0	0	0	5

PLAYER	POS	GP	W	L	GA	GAA	SO	PIM	MIN
Harry Lumley	G	5	1	4	13	2.57	1	2	304

GP	DATE	OPPONENT	RESULT
1	Mar 20	@ Detroit	2-3 L
2	Mar 22	@ Detroit	1-3 L
3	Mar 24	Detroit	4-5 L (OT)
4	Mar 27	Detroit	2-0 W
5	Mar 29	@ Detroit	1-3 L

DETROIT WON BEST-OF-SEVEN SEMI-FINAL 4-1

1959

PLAYER	POS	GP	G	A	PTS	PIM
Gerry Ehman	R	12	6	7	13	8
Frank Mahovlich	L	12	6	5	11	18
Bob Pulford	L	12	4	4	8	8
Dick Duff	L	12	4	3	7	8
Billy Harris	C	12	3	4	7	16
Bert Olmstead	L	12	4	2	6	13
Ron Stewart	R	12	3	3	6	6
Carl Brewer	D	12	0	6	6	40
George Armstrong	R	12	0	4	4	10
Tim Horton	D	12	0	3	3	16
Allan Stanley	D	12	0	3	3	2
Larry Regan	R	8	1	1	2	2
Brian Cullen	C	10	1	0	1	0
Dave Creighton	C	5	0	1	1	0
Bob Baun	D	12	0	0	0	24
Johnny Bower	G	12	0	0	0	0
Gary Collins	C	2	0	0	0	0
Barry Cullen	R	2	0	0	0	0
Rudy Migay	C	2	0	0	0	0
Noel Price	D	5	0	0	0	2
Marc Reaume	D	10	0	0	0	0

PLAYER	POS	GP	W	L	GA	GAA	SO	PIM	MIN
Johnny Bower	G	12	5	7	38	3.06	0	0	746

GP	DATE	OPPONENT	RESULT
1	Mar 24	@ Boston	1-5 L
2	Mar 26	@ Boston	2-4 L
3	Mar 28	Boston	3-2 W (OT)
4	Mar 31	Boston	3-2 W (OT)
5	Apr 2	@ Boston	4-1 W
6	Apr 4	Boston	4-5 L
7	Apr 7	@ Boston	3-2 W

TORONTO WON BEST-OF-SEVEN SEMI-FINAL 4-3

8	Apr 9	@ Montreal	3-5 L
9	Apr 11	@ Montreal	1-3 L
10	Apr 14	Montreal	3-2 W (OT)
11	Apr 16	Montreal	2-3 L
12	Apr 18	@ Montreal	3-5 L

MONTREAL WON BEST-OF-SEVEN FINAL 4-1

1960

PLAYER	POS	GP	G	A	PTS	PIM
Red Kelly	D/C	10	3	8	11	2
Bert Olmstead	L	10	3	4	7	0
Larry Regan	R	10	3	3	6	0
Dick Duff	L	10	2	4	6	6
Bob Pulford	L	10	4	1	5	10
Carl Brewer	D	10	2	3	5	16
Allan Stanley	D	10	2	3	5	2
George Armstrong	R	10	1	4	5	4
Frank Mahovlich	L	10	3	1	4	27
Johnny Wilson	L	10	1	2	3	2
Billy Harris	C	9	0	3	3	4
Ron Stewart	R	10	0	2	2	2
Bob Baun	D	10	1	0	1	17
Garry Edmundson	L	9	0	1	1	4
Tim Horton	D	10	0	1	1	6
Johnny Bower	G	10	0	0	0	0
Gerry Ehman	R	9	0	0	0	0
Gerry James	R	10	0	0	0	0

PLAYER	POS	GP	W	L	GA	GAA	SO	PIM	MIN
Johnny Bower	G	10	4	6	31	2.88	0	0	645

GP	DATE	OPPONENT	RESULT
1	Mar 23	Detroit	1-2 L
2	Mar 26	Detroit	4-2 W
3	Mar 27	@ Detroit	5-4 W (OT)
4	Mar 29	@ Detroit	1-2 L (OT)
5	Apr 2	Detroit	5-4 W
6	Apr 3	@ Detroit	4-2 W

TORONTO WON BEST-OF-SEVEN SEMI-FINAL 4-2

7	Apr 7	@ Montreal	2-4 L
8	Apr 9	@ Montreal	1-2 L
9	Apr 12	Montreal	2-5 L
10	Apr 14	Montreal	0-4 L

MONTREAL WON BEST-OF-SEVEN FINAL 4-0

ALL-TIME PLAYOFF SCORING & GAME RESULTS

1961

PLAYER	POS	GP	G	A	PTS	PIM
Bert Olmstead	L	3	1	2	3	10
Allan Stanley	D	5	0	3	3	0
George Armstrong	R	5	1	1	2	0
Dave Keon	C	5	1	1	2	0
Frank Mahovlich	L	5	1	1	2	6
Billy Harris	C	5	1	0	1	0
Red Kelly	D/C	2	1	0	1	0
Bob Nevin	R	5	1	0	1	2
Ron Stewart	R	5	1	0	1	2
Dick Duff	L	5	0	1	1	2
Bob Baun	D	3	0	0	0	8
Johnny Bower	G	3	0	0	0	2
Carl Brewer	D	5	0	0	0	4
Larry Hillman	D	5	0	0	0	0
Tim Horton	D	5	0	0	0	0
John MacMillan	R	4	0	0	0	0
Cesare Maniago	G	2	0	0	0	0
Bob Pulford	L	5	0	0	0	8
Larry Regan	R	4	0	0	0	0
Eddie Shack	L	4	0	0	0	2

PLAYER	POS	GP	W	L	GA	GAA	SO	PIM	MIN
Johnny Bower	G	3	0	3	8	2.67	0	2	180
Cesare Maniago	G	2	1	1	6	2.48	0	0	145

GP	DATE	OPPONENT	RESULT
1	Mar 22	Detroit	3-2 W (OT)
2	Mar 25	Detroit	2-4 L
3	Mar 26	@ Detroit	0-2 L
4	Mar 28	@ Detroit	1-4 L
5	Apr 1	Detroit	2-3 L

DETROIT WON BEST-OF-SEVEN SEMI-FINAL 4-1

1962

PLAYER	POS	GP	G	A	PTS	PIM
Tim Horton	D	12	3	13	16	16
Dick Duff	L	12	3	10	13	20
George Armstrong	R	12	7	5	12	2
Frank Mahovlich	L	12	6	6	12	29
Red Kelly	D/C	12	4	6	10	0
Bob Pulford	L	12	7	1	8	24
Dave Keon	C	12	5	3	8	0
Ron Stewart	R	11	1	6	7	4
Bob Nevin	R	12	2	4	6	6
Billy Harris	C	12	2	1	3	2
Bob Baun	D	12	0	3	3	19
Allan Stanley	D	12	0	3	3	6
Carl Brewer	D	8	0	2	2	22
Ed Litzemberger	C/R	10	0	2	2	4
Bert Olmstead	L	4	0	1	1	0
Al Arbour	D	8	0	0	0	6
Johnny Bower	G	10	0	0	0	0
John MacMillan	R	3	0	0	0	0
Eddie Shack	L	9	0	0	0	18
Don Simmons	G	3	0	0	0	0

PLAYER	POS	GP	W	L	GA	GAA	SO	PIM	MIN
Johnny Bower	G	10	6	3	20	2.07	0	0	579
Don Simmons	G	3	2	1	8	2.91	0	0	165

GP	DATE	OPPONENT	RESULT
1	Mar 27	NY Rangers	4-2 W
2	Mar 29	NY Rangers	2-1 W
3	Apr 1	@ NY Rangers	4-5 L
4	Apr 3	@ NY Rangers	2-4 L
5	Apr 5	NY Rangers	3-2 W (OT)
6	Apr 7	NY Rangers	7-1 W

TORONTO WON BEST-OF-SEVEN SEMI-FINAL 4-2

GP	DATE	OPPONENT	RESULT
7	Apr 10	Chicago	4-1 W
8	Apr 12	Chicago	3-2 W
9	Apr 15	@ Chicago	0-3 L
10	Apr 17	@ Chicago	1-4 L
11	Apr 19	Chicago	8-4 W
12	Apr 22	@ Chicago	2-1 W

TORONTO WON BEST-OF-SEVEN FINAL 4-2

1963

PLAYER	POS	GP	G	A	PTS	PIM
Dave Keon	C	10	7	5	12	0
George Armstrong	R	10	3	6	9	4
Red Kelly	D/C	10	2	6	8	6
Bob Pulford	L	10	2	5	7	14
Allan Stanley	D	10	1	6	7	8
Dick Duff	L	10	4	1	5	2
Ron Stewart	R	10	4	0	4	2
Tim Horton	D	10	1	3	4	10
Bob Nevin	R	10	3	0	3	2
Eddie Shack	L	10	2	1	3	11
Ed Litzemberger	C/R	9	1	2	3	6
Bob Baun	D	10	0	3	3	6
Kent Douglas	D	10	1	1	2	2
Frank Mahovlich	L	9	0	2	2	8
Johnny Bower	G	10	0	1	1	0
Carl Brewer	D	10	0	1	1	12
Billy Harris	C	10	0	1	1	0
John MacMillan	R	1	0	0	0	0

PLAYER	POS	GP	W	L	GA	GAA	SO	PIM	MIN
Johnny Bower	G	10	8	2	16	1.60	2	0	600

GP	DATE	OPPONENT	RESULT
1	Mar 26	Montreal	3-1 W
2	Mar 28	Montreal	3-2 W
3	Mar 30	@ Montreal	2-0 W
4	Apr 2	@ Montreal	1-3 L
5	Apr 4	Montreal	5-0 W

TORONTO WON BEST-OF-SEVEN SEMI-FINAL 4-1

GP	DATE	OPPONENT	RESULT
6	Apr 9	Detroit	4-2 W
7	Apr 11	Detroit	4-2 W
8	Apr 14	@ Detroit	2-3 L
9	Apr 16	@ Detroit	4-2 W
10	Apr 18	Detroit	3-1 W

TORONTO WON BEST-OF-SEVEN FINAL 4-1

ALL-TIME PLAYOFF SCORING & GAME RESULTS

 **1964** 

PLAYER	POS	GP	G	A	PTS	PIM
Frank Mahovlich	L	14	4	11	15	20
George Armstrong	R	14	5	8	13	10
Red Kelly	D/C	14	4	9	13	4
Don McKenney	C	12	4	8	12	0
Dave Keon	C	14	7	2	9	2
Andy Bathgate	R	14	5	4	9	25
Bob Pulford	L	14	5	3	8	20
Allan Stanley	D	14	1	6	7	20
Bob Baun	D	14	2	3	5	42
Tim Horton	D	14	0	4	4	20
Ron Stewart	R	14	0	4	4	24
Billy Harris	C	9	1	1	2	4
Gerry Ehman	R	9	1	0	1	4
Carl Brewer	D	12	0	1	1	30
Eddie Shack	L	13	0	1	1	25
Al Arbour	D	1	0	0	0	0
Johnny Bower	G	14	0	0	0	0
Larry Hillman	D	11	0	0	0	2
Ed Litzenberger	C/R	1	0	0	0	10
Jim Pappin	R	11	0	0	0	0

PLAYER	POS	GP	W	L	GA	GAA	SO	PIM	MIN
Johnny Bower	G	14	8	6	30	2.12	2	0	850

GP	DATE	OPPONENT	RESULT
1	Mar 26	@ Montreal	0-2 L
2	Mar 28	@ Montreal	2-1 W
3	Mar 31	Montreal	2-3 L
4	Apr 2	Montreal	5-3 W
5	Apr 4	@ Montreal	2-4 L
6	Apr 7	Montreal	3-0 W
7	Apr 9	@ Montreal	3-1 W

TORONTO WON BEST-OF-SEVEN SEMI-FINAL 4-3

8	Apr 11	Detroit	3-2 W
9	Apr 14	Detroit	3-4 L (OT)
10	Apr 16	@ Detroit	3-4 L
11	Apr 18	@ Detroit	4-2 W
12	Apr 21	Detroit	1-2 L
13	Apr 23	@ Detroit	4-3 W (OT)
14	Apr 25	Detroit	4-0 W

TORONTO WON BEST-OF-SEVEN FINAL 4-3

 **1965**

PLAYER	POS	GP	G	A	PTS	PIM
Red Kelly	D/C	6	3	2	5	2
Dave Keon	C	6	2	2	4	2
Ron Ellis	R	6	3	0	3	2
Carl Brewer	D	6	1	2	3	12
Frank Mahovlich	L	6	0	3	3	9
Pete Stelmowski	C	6	0	3	3	7
Dickie Moore	L	5	1	1	2	6
Bob Pulford	L	6	1	1	2	16
Tim Horton	D	6	0	2	2	13
George Armstrong	R	6	1	0	1	4
Andy Bathgate	R	6	1	0	1	6
Eddie Shack	L	5	1	0	1	8
Bob Baun	D	6	0	1	1	14
Kent Douglas	D	5	0	1	1	19
Allan Stanley	D	6	0	1	1	12
Ron Stewart	R	6	0	1	1	2
Al Arbour	D	1	0	0	0	2
Johnny Bower	G	5	0	0	0	0
Don McKenney	C	6	0	0	0	0
Terry Sawchuk	G	1	0	0	0	0

PLAYER	POS	GP	W	L	GA	GAA	SO	PIM	MIN
Johnny Bower	G	5	2	3	13	2.43	0	0	321
Terry Sawchuk	G	1	0	1	3	3.00	0	0	60

GP	DATE	OPPONENT	RESULT
1	Apr 1	@ Montreal	2-3 L
2	Apr 3	@ Montreal	1-3 L
3	Apr 6	Montreal	3-2 W (OT)
4	Apr 8	Montreal	4-2 W
5	Apr 10	@ Montreal	1-3 L
6	Apr 13	Montreal	3-4 L (OT)

MONTREAL WON BEST-OF-SEVEN SEMI-FINAL 4-2

 **1966**

PLAYER	POS	GP	G	A	PTS	PIM
Eddie Shack	L	4	2	1	3	33
Larry Hillman	D	4	1	1	2	6
Bob Pulford	L	4	1	2	2	12
Red Kelly	D/C	4	0	2	2	0
Dave Keon	C	4	0	2	2	0
Tim Horton	D	4	1	0	1	12
Frank Mahovlich	L	4	1	0	1	10
George Armstrong	R	4	0	1	1	4
Bob Baun	D	4	0	1	1	8
Wally Boyer	C	4	0	1	1	0
Johnny Bower	G	2	0	0	0	0
Ron Ellis	R	4	0	0	0	2
Orland Kurtenbach	C	4	0	0	0	20
Marcel Pronovost	D	4	0	0	0	6
Terry Sawchuk	G	2	0	0	0	0
Brit Selby	L	4	0	0	0	0
Allan Stanley	D	1	0	0	0	0
Pete Stelmowski	C	4	0	0	0	26

PLAYER	POS	GP	W	L	GA	GAA	SO	PIM	MIN
Johnny Bower	G	2	0	2	8	4.00	0	0	120
Terry Sawchuk	G	2	0	2	6	3.00	0	0	120

GP	DATE	OPPONENT	RESULT
1	Apr 7	@ Montreal	3-4 L
2	Apr 9	@ Montreal	0-2 L
3	Apr 12	Montreal	2-5 L
4	Apr 14	Montreal	1-4 L

MONTREAL WON BEST-OF-SEVEN SEMI-FINAL 4-0

ALL-TIME PLAYOFF SCORING & GAME RESULTS

1967

PLAYER	POS	GP	G	A	PTS	PIM
Jim Pappin	R	12	7	8	15	12
Pete Stelmowski	C	12	5	7	12	20
Bob Pulford	L	12	1	10	11	12
Frank Mahovlich	L	12	3	7	10	8
Tim Horton	D	12	3	5	8	25
Dave Keon	C	12	3	5	8	0
Mike Walton	C	12	4	3	7	2
Brian Conacher	L	12	3	2	5	21
Red Kelly	D/C	12	0	5	5	2
George Armstrong	R	9	2	1	3	6
Ron Ellis	R	12	2	1	3	4
Larry Hillman	D	12	1	2	3	0
Allan Stanley	D	12	0	2	2	10
Marcel Pronovost	D	12	1	0	1	8
Larry Jeffrey	L	6	0	1	1	4
Bob Baun	D	10	0	0	0	4
Johnny Bower	G	4	0	0	0	2
Aut Erickson	D	1	0	0	0	2
Milan Marčetta	C	3	0	0	0	0
Terry Sawchuk	G	10	0	0	0	0
Eddie Shack	L	8	0	0	0	8

PLAYER	POS	GP	W	L	GAA	SO	PIM	MIN
Terry Sawchuk	G	10	6	4	2.65	0	0	565
Johnny Bower	G	4	2	0	1.64	1	2	183

GP	DATE	OPPONENT	RESULT
1	Apr 6	@ Chicago	2-5 L
2	Apr 9	@ Chicago	3-1 W
3	Apr 11	Chicago	3-1 W
4	Apr 13	Chicago	3-4 L
5	Apr 15	@ Chicago	4-2 W
6	Apr 18	Chicago	3-1 W

TORONTO WON BEST-OF-SEVEN SEMI-FINAL 4-2

7	Apr 20	@ Montreal	2-6 L
8	Apr 22	@ Montreal	3-0 W
9	Apr 25	Montreal	3-2 W (OT)
10	Apr 27	Montreal	2-6 L
11	Apr 29	Montreal	4-1 W
12	May 2	Montreal	3-1 W

TORONTO WON BEST-OF-SEVEN FINAL 4-2

1969

PLAYER	POS	GP	G	A	PTS	PIM	PP	SH	GW
Dave Keon	C	4	1	3	4	2	0	1	0
Ron Ellis	R	4	2	1	3	2	1	0	0
Murray Oliver	C	4	1	2	3	0	0	0	0
Norm Ullman	C	4	1	0	1	0	0	0	0
Jim Dorey	D	4	0	1	1	21	0	0	0
Paul Henderson	R	4	0	1	1	0	0	0	0
Pierre Pilote	D	4	0	1	1	4	0	0	0
George Armstrong	R	4	0	0	0	0	0	0	0
Johnny Bower	G	4	0	0	0	0	0	0	0
Bruce Gamble	G	3	0	0	0	0	0	0	0
Tim Horton	D	4	0	0	0	7	0	0	0
Forbes Kennedy	C	1	0	0	0	38	0	0	0
Rick Ley	D	3	0	0	0	9	0	0	0
Larry Mickey	R	3	0	0	0	5	0	0	0
Mike Pelyk	D	4	0	0	0	8	0	0	0
Bob Pulford	L	4	0	0	0	2	0	0	0
Pat Quinn	D	4	0	0	0	13	0	0	0
Brit Selby	L	4	0	0	0	4	0	0	0
Floyd Smith	R	4	0	0	0	0	0	0	0
Mike Walton	C	4	0	0	0	4	0	0	0

PLAYER	POS	GP	W	L	GAA	SO	PIM	MIN
Johnny Bower	G	4	0	2	11.429	0	0	154
Bruce Gamble	G	3	0	2	13.907	0	0	86

GP	DATE	OPPONENT	RESULT
1	Apr 2	@ Boston	0-10 L
2	Apr 3	@ Boston	0-7 L
3	Apr 5	Boston	3-4 L
4	Apr 6	Boston	2-3 L

BOSTON WON BEST-OF-SEVEN QUARTER-FINAL 4-0

1971

PLAYER	POS	GP	G	A	PTS	PIM	PP	SH	GW
Paul Henderson	R	6	5	1	6	4	1	0	2
Dave Keon	C	6	3	2	5	0	0	0	0
Jim McKenny	D	6	2	1	3	2	1	0	0
Darryl Sittler	C	6	2	1	3	31	1	0	0
Billy MacMillan	R	6	0	3	3	2	0	0	0
Carry Monahan	L	6	2	0	2	2	0	0	0
Ron Ellis	R	6	1	1	2	2	1	0	0
George Armstrong	R	6	0	2	2	0	0	0	0
Rick Ley	D	6	0	2	2	4	0	0	0
Norm Ullman	C	6	0	2	2	2	0	0	0
Bob Baun	D	6	0	1	1	19	0	0	0
Jim Dorey	D	6	0	1	1	19	0	0	0
Jim Harrison	C	6	0	1	1	33	0	0	0
Brian Spencer	L	6	0	1	1	17	0	0	0
Denis Dupere	L	6	0	0	0	0	0	0	0
Brian Glennie	D	3	0	0	0	0	0	0	0
Bernie Parent	G	4	0	0	0	0	0	0	0
Mike Pelyk	D	6	0	0	0	10	0	0	0
Jacques Plante	G	3	0	0	0	0	0	0	0
Guy Trottier	R	5	0	0	0	0	0	0	0

PLAYER	POS	GP	W	L	GAA	SO	PIM	MIN
Bernie Parent	G	4	2	2	9.230	0	0	235
Jacques Plante	G	3	0	2	7.313	0	0	134

GP	DATE	OPPONENT	RESULT
1	Apr 7	@ NY Rangers	4-5 L
2	Apr 8	@ NY Rangers	4-1 W
3	Apr 10	NY Rangers	3-1 W
4	Apr 11	NY Rangers	2-4 L
5	Apr 13	@ NY Rangers	1-3 L
6	Apr 15	NY Rangers	1-2 L (OT)

NY RANGERS WON BEST-OF-SEVEN QUARTER-FINAL 4-2

ALL-TIME PLAYOFF SCORING & GAME RESULTS

1972

PLAYER	POS	GP	G	A	PTS	PIM	PP	SH	GW
Dave Keon	C	5	2	3	5	0	0	0	0
Norm Ullman	C	5	1	3	4	2	0	0	0
Jim McKenny	D	5	3	0	3	2	2	1	0
Paul Henderson	R	5	1	2	3	6	0	0	0
Ron Ellis	R	5	1	1	2	4	1	0	0
Jim Harrison	C	5	1	0	1	10	0	0	1
Guy Trottier	R	4	1	0	1	16	0	0	0
Pierre Jarry	L	5	0	1	1	0	0	0	0
Bob Baun	D	5	0	0	0	4	0	0	0
Denis Dupere	L	5	0	0	0	0	0	0	0
Brian Glennie	D	5	0	0	0	25	0	0	0
Rick Kehoe	R	2	0	0	0	2	0	0	0
Rick Ley	D	5	0	0	0	7	0	0	0
Billy MacMillan	R	5	0	0	0	0	0	0	0
Don Marshall	L	1	0	0	0	0	0	0	0
Garry Monahan	L	5	0	0	0	0	0	0	0
Bernie Parent	G	4	0	0	0	0	0	0	0
Mike Pelyk	D	5	0	0	0	8	0	0	0
Jacques Plante	G	1	0	0	0	0	0	0	0
Brad Selwood	D	5	0	0	0	4	0	0	0
Darryl Sittler	C	3	0	0	0	2	0	0	0
PLAYER	POS	GP	W	L	GA	GAA	SO	PIM	MIN
Bernie Parent	G	4	1	3	13	3.21	0	0	243
Jacques Plante	G	1	0	1	5	5.00	0	0	60

GP	DATE	OPPONENT	RESULT
1	Apr 5	@ Boston	0-5 L
2	Apr 6	@ Boston	4-3 W (OT)
3	Apr 8	Boston	0-2 L
4	Apr 9	Boston	4-5 L
5	Apr 11	@ Boston	2-3 L

BOSTON WON BEST-OF-SEVEN QUARTER-FINAL 4-1

1974

PLAYER	POS	GP	G	A	PTS	PIM	PP	SH	GW
Bob Neely	L	4	1	3	4	0	0	0	0
Ron Ellis	R	4	2	1	3	0	0	0	0
Darryl Sittler	C	4	2	1	3	6	1	0	0
Dave Keon	C	4	1	2	3	0	0	0	0
Norm Ullman	C	4	1	1	2	0	0	0	0
Paul Henderson	R	4	0	2	2	2	0	0	0
Jim McKenny	D	4	0	2	2	0	0	0	0
Inge Hammarstrom	L	4	1	0	1	0	0	0	0
Eddie Shack	L	4	1	0	1	2	0	0	0
Tim Ecclestone	L	4	0	1	1	0	0	0	0
George Ferguson	C	3	0	1	1	2	0	0	0
Garry Monahan	L	4	0	1	1	7	0	0	0
Borje Salming	D	4	0	1	1	4	0	0	0
Errol Thompson	L	2	0	1	1	0	0	0	0
Willie Brossart	D	1	0	0	0	0	0	0	0
Denis Dupere	L	3	0	0	0	0	0	0	0
Doug Favell	G	3	0	0	0	0	0	0	0
Brian Glennie	D	3	0	0	0	10	0	0	0
Eddie Johnston	G	1	0	0	0	0	0	0	0
Mike Pelyk	D	4	0	0	0	4	0	0	0
Ian Turnbull	D	4	0	0	0	8	0	0	0
PLAYER	POS	GP	W	L	GA	GAA	SO	PIM	MIN
Doug Favell	G	3	0	3	10	3.31	0	0	181
Eddie Johnston	G	1	0	1	6	6.00	0	0	60

GP	DATE	OPPONENT	RESULT
1	Apr 10	@ Boston	0-1 L
2	Apr 11	@ Boston	3-6 L
3	Apr 13	Boston	3-6 L
4	Apr 14	Boston	3-4 L (OT)

BOSTON WON BEST-OF-SEVEN QUARTER-FINAL 4-0

1975

PLAYER	POS	GP	G	A	PTS	PIM	PP	SH	GW
Blaine Stoughton	R	7	4	2	6	2	1	0	1
Dave Keon	C	7	0	5	5	0	0	0	0
Inge Hammarstrom	L	7	1	3	4	4	0	0	1
Tiger Williams	L	7	1	3	4	25	1	0	0
Borje Salming	D	7	0	4	4	6	0	0	0
Ron Ellis	R	7	3	0	3	2	1	0	0
Darryl Sittler	C	7	2	1	3	15	1	0	0
Dave Dunn	D	7	1	1	2	24	0	0	0
Ian Turnbull	D	7	0	2	2	4	0	0	0
George Ferguson	C	7	1	0	1	7	0	0	0
Jim McKenny	D	7	0	1	1	2	0	0	0
Claire Alexander	D	7	0	0	0	0	0	0	0
Bill Flett	R	5	0	0	0	2	0	0	0
Lanny McDonald	R	7	0	0	0	2	0	0	0
Gord McRae	C	7	0	0	0	0	0	0	0
Bob Neely	L	3	0	0	0	2	0	0	0
Rod Seiling	D	7	0	0	0	0	0	0	0
Errol Thompson	L	6	0	0	0	9	0	0	0
Norm Ullman	C	7	0	0	0	2	0	0	0
PLAYER	POS	GP	W	L	GA	GAA	SO	PIM	MIN
Gord McRae	G	7	2	5	21	2.86	0	0	441

GP	DATE	OPPONENT	RESULT
1	Apr 8	@ Los Angeles	2-3 L (OT)
2	Apr 10	Los Angeles	3-2 W (OT)
3	Apr 11	@ Los Angeles	2-1 W

TORONTO WON BEST-OF-THREE PRELIMINARY 2-1

GP	DATE	OPPONENT	RESULT
4	Apr 13	@ Philadelphia	3-6 L
5	Apr 15	@ Philadelphia	0-3 L
6	Apr 17	Philadelphia	0-2 L
7	Apr 19	Philadelphia	3-4 L (OT)

PHILADELPHIA WON BEST-OF-SEVEN QUARTER-FINAL 4-0

ALL-TIME PLAYOFF SCORING & GAME RESULTS

1976

PLAYER	POS	GP	G	A	PTS	PIM	PP	SH	GW
Darryl Sittler	C	10	5	7	12	19	2	0	1
Ian Turnbull	D	10	2	9	11	29	1	0	0
Lanny McDonald	R	10	4	4	8	4	2	0	1
Borje Salming	D	10	3	4	7	9	1	0	0
Errol Thompson	L	10	3	3	6	0	2	1	0
Claire Alexander	D	9	2	4	6	4	1	0	0
George Ferguson	C	10	2	4	6	2	0	0	1
Jim McKenny	D	6	2	3	5	2	1	0	1
Jack Valiquette	C	10	2	3	5	2	0	0	0
Pat Boutette	C/R	10	1	4	5	16	0	0	0
Bob Neely	L	10	3	1	4	7	2	0	0
Stan Weir	C	9	1	3	4	0	1	0	1
Scott Garland	C	7	1	2	3	35	1	0	0
Brian Glennie	D	6	0	1	1	15	0	0	0
Rod Seiling	D	10	0	1	1	6	0	0	0
Dave Dunn	D	3	0	0	0	17	0	0	0
Gord McRae	G	1	0	0	0	0	0	0	0
Wayne Thomas	G	10	0	0	0	0	0	0	0
Kurt Walker	D	6	0	0	0	24	0	0	0
Bob Warner	D	2	0	0	0	0	0	0	0
Tiger Williams	L	10	0	0	0	75	0	0	0
PLAYER	POS	GP	W	L	GA	GAA	SO	PIM	MIN
Wayne Thomas	G	10	5	5	34	3.48	1	0	587
Gord McRae	G	1	0	0	1	4.62	0	0	13

GP	DATE	OPPONENT	RESULT
1	Apr 6	Pittsburgh	4-1 W
2	Apr 8	@ Pittsburgh	0-2 L
3	Apr 9	Pittsburgh	4-0 W

TORONTO WON BEST-OF-THREE

PRELIMINARY 2-1

4	Apr 12	@ Philadelphia	1-4 L
5	Apr 13	Philadelphia	1-3 L
6	Apr 15	Philadelphia	5-4 W
7	Apr 17	Philadelphia	4-3 W
8	Apr 20	@ Philadelphia	1-7 L
9	Apr 22	Philadelphia	8-5 W
10	Apr 25	@ Philadelphia	3-7 L

PHILADELPHIA WON BEST-OF-SEVEN

QUARTER-FINAL 4-3

1977

PLAYER	POS	GP	G	A	PTS	PIM	PP	SH	GW
Darryl Sittler	C	9	5	16	21	4	3	0	0
Lanny McDonald	R	9	10	7	17	6	3	0	1
Borje Salming	D	9	3	6	9	6	2	0	0
Tiger Williams	L	9	3	6	9	29	0	0	1
Ian Turnbull	D	9	4	4	8	10	4	0	0
Bob Neely	L	9	1	3	4	6	1	0	0
Pat Boutette	C/R	9	0	4	4	17	0	0	0
Stan Weir	C	7	2	1	3	0	1	0	1
George Ferguson	C	9	0	3	3	7	0	0	0
Errol Thompson	L	9	2	0	2	0	0	0	1
Jim McKenny	D	9	0	2	2	2	0	0	0
Mike Pelyk	D	9	0	2	2	4	0	0	0
Don Ashby	C	9	1	0	1	4	0	0	0
Randy Carlyle	D	9	0	1	1	20	0	0	0
Bruce Boudreau	C	3	0	0	0	0	0	0	0
Paul Evans	C/L	2	0	0	0	0	0	0	0
Brian Glennie	D	2	0	0	0	0	0	0	0
Inge Hammarstrom	L	2	0	0	0	0	0	0	0
Mike Palmateer	G	6	0	0	0	0	0	0	0
Tracy Pratt	D	4	0	0	0	0	0	0	0
Wayne Thomas	G	4	0	0	0	0	0	0	0
Bob Warner	D	2	0	0	0	0	0	0	0
PLAYER	POS	GP	W	L	GA	GAA	SO	PIM	MIN
Mike Palmateer	G	6	3	3	16	2.67	0	0	360
Wayne Thomas	G	4	1	2	12	3.56	0	0	202

GP	DATE	OPPONENT	RESULT
1	Apr 5	@ Pittsburgh	4-2 W
2	Apr 7	Pittsburgh	4-6 L
3	Apr 9	@ Pittsburgh	5-2 W

TORONTO WON BEST-OF-THREE

PRELIMINARY 2-1

4	Apr 11	@ Philadelphia	3-2 W
5	Apr 13	@ Philadelphia	4-1 W
6	Apr 15	Philadelphia	3-4 L (OT)
7	Apr 17	Philadelphia	5-6 L (OT)
8	Apr 19	@ Philadelphia	0-2 L
9	Apr 21	Philadelphia	3-4 L

PHILADELPHIA WON BEST-OF-SEVEN

QUARTER-FINAL 4-2

1978

PLAYER	POS	GP	G	A	PTS	PIM	PP	SH	GW
Ian Turnbull	D	13	6	10	16	10	1	0	0
Darryl Sittler	C	13	3	8	11	12	2	0	0
Lanny McDonald	R	13	3	4	7	10	1	0	2
George Ferguson	C	13	5	1	6	7	0	0	0
Pat Boutette	C/R	13	3	3	6	40	0	0	0
Jimmy Jones	R	13	1	5	6	7	0	0	0
Ron Ellis	R	13	3	2	5	0	0	0	2
Stan Weir	C	13	3	1	4	0	1	0	1
Borje Salming	D	6	2	2	4	6	0	0	1
Dan Maloney	L	13	1	3	4	17	1	0	0
Jack Valiquette	C	13	1	3	4	2	1	0	0
Tiger Williams	L	12	1	2	3	63	0	0	0
Trevor Johansen	D	13	0	3	3	21	0	0	0
Jerry Butler	R	13	1	1	2	18	0	0	0
Randy Carlyle	D	7	0	1	1	8	0	0	0
Mike Pelyk	D	12	0	1	1	7	0	0	0
John Anderson	R	2	0	0	0	0	0	0	0
Brian Glennie	D	13	0	0	0	16	0	0	0
Mike Palmateer	G	13	0	0	0	7	0	0	0
Kurt Walker	D	10	0	0	0	10	0	0	0
PLAYER	POS	GP	W	L	GA	GAA	SO	PIM	MIN
Mike Palmateer	G	13	6	7	32	2.42	2	7	795

GP	DATE	OPPONENT	RESULT
1	Apr 11	Los Angeles	7-3 W
2	Apr 13	@ Los Angeles	4-0 W

TORONTO WON BEST-OF-THREE

PRELIMINARY 2-0

3	Apr 17	@ NY Islanders	1-4 L
4	Apr 19	@ NY Islanders	2-3 L (OT)
5	Apr 21	NY Islanders	2-0 W
6	Apr 23	NY Islanders	3-1 W
7	Apr 25	@ NY Islanders	1-2 L (OT)
8	Apr 27	NY Islanders	5-2 W
9	Apr 29	@ NY Islanders	2-1 W (OT)

TORONTO WON BEST-OF-SEVEN QUARTER-FINAL 4-3

10	May 2	@ Montreal	3-5 L
11	May 4	@ Montreal	2-3 L
12	May 6	Montreal	1-6 L
13	May 9	Montreal	0-2 L

MONTREAL WON BEST-OF-SEVEN SEMI-FINAL 4-0

ALL-TIME PLAYOFF SCORING & GAME RESULTS

1979

PLAYER	POS	GP	G	A	PTS	PIM	PP	SH	GW
Darryl Sittler	C	6	5	4	9	17	2	0	0
Walt McKechnie	C	6	4	3	7	0	1	1	1
Dan Maloney	L	6	3	3	6	2	1	0	1
Lanny McDonald	R	6	3	2	5	0	0	0	0
Pat Boutette	C/R	6	2	2	4	22	0	0	0
Ian Turnbull	D	6	0	4	4	27	0	0	0
Dave Hutchison	D	6	0	3	3	23	0	0	0
Ron Ellis	R	6	1	1	2	2	0	0	0
John Anderson	R	6	0	2	2	0	0	0	0
Rocky Saganuik	R/C	3	1	0	1	5	0	0	0
Dave Burrows	D	6	0	1	1	7	0	0	0
Paul Gardner	C	6	0	1	1	4	0	0	0
Joel Quenneville	D	6	0	1	1	4	0	0	0
Borje Salming	D	6	0	1	1	8	0	0	0
Ron Wilson	D	3	0	1	1	0	0	0	0
Jerry Butler	R	6	0	0	0	4	0	0	0
Paul Harrison	G	2	0	0	0	0	0	0	0
Jimmy Jones	R	6	0	0	0	4	0	0	0
Mike Palmateer	G	5	0	0	0	6	0	0	0
Tiger Williams	L	6	0	0	0	48	0	0	0
PLAYER	POS	GP	W	L	GA	GAA	SO	PIM	MIN
Mike Palmateer	G	5	2	3	17	3.42	0	6	298
Paul Harrison	G	2	0	1	7	4.62	0	0	91

GP	DATE	OPPONENT	RESULT
1	Apr 10	@ Atl. Flames	2-1 W
2	Apr 12	Atl. Flames	7-4 W
TORONTO WON BEST-OF-THREE PRELIMINARY 2-0			
3	Apr 16	@ Montreal	2-5 L
4	Apr 18	@ Montreal	1-5 L
5	Apr 21	Montreal	3-4 L (OT)
6	Apr 22	Montreal	4-5 L (OT)
MONTREAL WON BEST-OF-SEVEN QUARTER-FINAL 4-0			

1980

PLAYER	POS	GP	G	A	PTS	PIM	PP	SH	GW
Darryl Sittler	C	3	1	2	3	10	1	0	0
Ron Wilson	D	3	1	2	3	2	1	0	0
Ian Turnbull	D	3	0	3	3	2	0	0	0
Terry Martin	L	3	2	0	2	7	0	0	0
John Anderson	R	3	1	1	2	0	0	0	0
Laurie Boschman	C	3	1	1	2	18	1	0	0
Borje Salming	D	3	1	1	2	2	1	0	0
Wilf Paiement	R	3	0	2	2	17	0	0	0
Rick Vaive	R	3	1	0	1	11	0	0	0
Dave Burrows	D	3	0	1	1	2	0	0	0
Larry Carriere	D	2	0	0	0	0	0	0	0
Jiri Crha	G	2	0	0	0	0	0	0	0
Bill Derlago	C	3	0	0	0	4	0	0	0
Ron Ellis	R	3	0	0	0	0	0	0	0
Dave Farrish	D	3	0	0	0	10	0	0	0
Pat Hickey	L	3	0	0	0	2	0	0	0
Mike Kaszycki	C	2	0	0	0	2	0	0	0
Richard Mulhern	D	1	0	0	0	0	0	0	0
Mike Palmateer	G	1	0	0	0	2	0	0	0
Rocky Saganuik	R/C	3	0	0	0	10	0	0	0
PLAYER	POS	GP	W	L	GA	GAA	SO	PIM	MIN
Jiri Crha	G	2	0	2	10	4.96	0	0	121
Mike Palmateer	G	1	0	1	7	7.00	0	2	60

GP	DATE	OPPONENT	RESULT
1	Apr 8	@ Min. North Stars	3-6 L
2	Apr 9	@ Min. North Stars	2-7 L
3	Apr 11	Min. North Stars	3-4 L (OT)
MIN. NORTH STARS WON BEST-OF-FIVE PRELIMINARY 3-0			

1981

PLAYER	POS	GP	G	A	PTS	PIM	PP	SH	GW
Rene Robert	R	3	0	2	2	2	0	0	0
Borje Salming	D	3	0	2	2	4	0	0	0
Bruce Boudreau	C	2	1	0	1	0	0	0	0
Bill Derlago	C	3	1	0	1	2	1	0	0
Ian Turnbull	D	3	1	0	1	4	0	0	0
Rick Vaive	R	3	1	0	1	4	0	0	0
Vitezslav Duris	D	3	0	1	1	2	0	0	0
Barry Melrose	D	3	0	1	1	15	0	0	0
Ron Sedlbauer	L	2	0	1	1	2	0	0	0
John Anderson	R	2	0	0	0	0	0	0	0
Laurie Boschman	C	3	0	0	0	7	0	0	0
Jiri Crha	G	3	0	0	0	0	0	0	0
Dave Farrish	D	1	0	0	0	0	0	0	0
Paul Harrison	G	1	0	0	0	0	0	0	0
Pat Hickey	L	2	0	0	0	0	0	0	0
Michel Larocque	G	2	0	0	0	0	0	0	0
Dan Maloney	L	3	0	0	0	4	0	0	0
Terry Martin	L	3	0	0	0	0	0	0	0
Wilf Paiement	R	3	0	0	0	2	0	0	0
Dave Shand	D	3	0	0	0	0	0	0	0
Darryl Sittler	C	3	0	0	0	4	0	0	0
Ron Zanus	R	3	0	0	0	0	0	0	0
PLAYER	POS	GP	W	L	GA	GAA	SO	PIM	MIN
Michel Larocque	G	2	0	1	8	6.40	0	0	75
Jiri Crha	G	3	0	2	11	10.15	0	0	65
Paul Harrison	G	1	0	0	1	1.50	0	0	40

GP	DATE	OPPONENT	RESULT
1	Apr 8	@ NY Islanders	2-9 L
2	Apr 9	@ NY Islanders	1-5 L
3	Apr 11	NY Islanders	1-6 L
NY ISLANDERS WON BEST-OF-FIVE PRELIMINARY 3-0			

ALL-TIME PLAYOFF SCORING & GAME RESULTS

1983

PLAYER	POS	GP	G	A	PTS	PIM	PP	SH	GW
Miroslav Frycer	R	4	2	5	7	0	0	0	0
Rick Vaive	R	4	2	5	7	6	0	0	0
John Anderson	R	4	2	4	6	0	1	0	0
Borje Salming	D	4	1	4	5	10	1	0	0
Walt Poddubny	L	4	3	1	4	0	2	0	1
Bill Derlago	C	4	3	0	3	2	2	0	0
Gaston Gingras	D	3	1	2	3	2	0	0	0
Greg Terrion	L	4	1	2	3	2	0	0	0
Jim Benning	D	4	1	1	2	2	0	0	0
Bruce Boudreau	C	4	1	0	1	0	0	0	0
Dave Shand	D	4	1	0	1	13	0	0	0
Billy Harris	R	4	0	1	1	2	0	0	0
Barry Melrose	D	4	0	1	1	23	0	0	0
Norm Aubin	C	1	0	0	0	0	0	0	0
Reid Bailey	D	2	0	0	0	2	0	0	0
Stew Gavin	L	4	0	0	0	0	0	0	0
Paul Higgins	R	1	0	0	0	0	0	0	0
Jim Korn	D/L	3	0	0	0	26	0	0	0
Gary Leeman	D	2	0	0	0	0	0	0	0
Terry Martin	L	4	0	0	0	9	0	0	0
Frank Nigro	C	3	0	0	0	2	0	0	0
Mike Palmateer	G	4	0	0	0	2	0	0	0
Rick St. Croix	G	1	0	0	0	0	0	0	0

PLAYER	POS	GP	W	L	GA	GAA	SO	PIM	MIN
Mike Palmateer	G	4	1	3	17	4.05	0	2	252
Rick St. Croix	G	1	0	0	1	60.00	0	0	1

GP	DATE	OPPONENT	RESULT
1	Apr 6	@ Min. North Stars	4-5 L
2	Apr 7	@ Min. North Stars	4-5 L (OT)
3	Apr 9	Min. North Stars	6-3 W
4	Apr 10	Min. North Stars	4-5 L (OT)

MIN. NORTH STARS WON BEST-OF-FIVE DIVISION SEMI-FINAL 3-1

1986

PLAYER	POS	GP	G	A	PTS	+/-	PIM	PP	SH	GW	S
Steve Thomas	L	10	6	8	14	2	9	3	0	0	36
Tom Fergus	C	10	5	7	12	3	6	3	0	1	25
Gary Leeman	R	10	2	10	12	2	2	0	0	0	25
Russ Courttnall	R	10	3	6	9	2	8	1	0	0	32
Rick Vaive	R	9	6	2	8	-2	9	3	0	0	31
Borje Salming	D	10	1	6	7	13	14	0	0	0	23
Wendel Clark	L/D	10	5	1	6	1	47	1	0	1	25
Walt Poddubny	L	9	4	1	5	0	4	0	0	3	22
Peter Ihnacak	C	10	2	3	5	-1	12	0	0	1	20
Dan Daoust	C	10	2	2	4	2	19	0	0	0	12
Miroslav Frycer	R	10	1	3	4	-3	10	0	0	0	20
Brad Smith	R	6	2	1	3	2	20	1	0	0	11
Al Iafrate	D	10	0	3	3	12	4	0	0	0	11
Greg Terrion	L	10	0	3	3	1	17	0	0	0	9
Gary Nylund	D	10	0	2	2	-5	25	0	0	0	8
Bill Root	D	7	0	2	2	-1	13	0	0	0	6
Chris Kotsopoulos	D	10	1	0	1	-4	14	0	0	0	7
Brad Maxwell	D	3	0	1	1	-3	12	0	0	0	2
Todd Gill	D	1	0	0	0	0	0	0	0	0	1
Bob McGill	D	9	0	0	0	-3	35	0	0	0	6
Marian Stastny	R	3	0	0	0	-1	0	0	0	0	1
Ken Wregget	C	10	0	0	0	0	4	0	0	0	0

PLAYER	POS	GP	W	L	GA	SV%	GAA	SO	PIM	MIN
Ken Wregget	G	10	6	4	32	.901	3.16	1	4	607

GP	DATE	OPPONENT	RESULT
1	Apr 9	@ Chicago	5-3 W
2	Apr 10	@ Chicago	6-4 W
3	Apr 12	Chicago	7-2 W

TORONTO WON BEST-OF-FIVE DIVISION SEMI-FINAL 3-0

4	Apr 18	@ St. Louis	1-6 L
5	Apr 20	@ St. Louis	3-0 W
6	Apr 22	St. Louis	5-2 W
7	Apr 24	St. Louis	4-7 L
8	Apr 26	@ St. Louis	3-4 L (OT)
9	Apr 28	St. Louis	5-3 W
10	Apr 30	@ St. Louis	1-2 L

ST. LOUIS WON BEST-OF-SEVEN DIVISION FINAL 4-3

ALL-TIME PLAYOFF SCORING & GAME RESULTS

1987

PLAYER	POS	GP	G	A	PTS	+/-	PIM	PP	SH	GW	S	GP	DATE	OPPONENT	RESULT
Wendel Clark	L	13	6	5	11	6	38	3	0	1	61	1	Apr 8	@ St. Louis	1-3 L
Mike Allison	L	13	3	5	8	0	15	1	0	2	19	2	Apr 9	@ St. Louis	3-2 W (OT)
Dan Daoust	C	13	5	2	7	-2	42	0	0	2	27	3	Apr 11	St. Louis	3-5 L
Russ Courtnall	R	13	3	4	7	1	11	1	0	0	31	4	Apr 12	St. Louis	2-1 W
Rick Vaive	R	13	4	2	6	-1	23	1	0	0	42	5	Apr 14	@ St. Louis	2-1 W
Peter Ilnacac	C	13	2	4	6	3	9	0	0	0	17	6	Apr 16	St. Louis	4-0 W
Vincent Damphousse	C	12	1	5	6	-3	8	1	0	0	18				
Steve Thomas	L	13	2	3	5	-4	13	0	0	0	31				
Todd Gill	D	13	2	2	4	2	42	0	0	0	15				
Al Iafrate	D	13	1	3	4	-1	11	1	0	0	20				
Rick Lanz	D	13	1	3	4	2	27	0	0	1	25				
Mark Osborne	L	9	1	3	4	1	6	0	0	0	14				
Borje Salming	D	13	0	3	3	-1	14	0	0	0	20				
Brad Smith	R	11	1	1	2	-2	24	0	0	1	7				
Greg Terrion	L	13	0	2	2	-1	14	0	0	0	14				
Bill Root	D	13	1	0	1	0	12	0	0	0	5				
Tom Fergus	C	2	0	1	1	1	2	0	0	0	0				
Gary Leeman	R	5	0	1	1	1	14	0	0	0	3				
Ken Wregget	G	13	0	1	1	0	4	0	0	0	0				
Allan Bester	G	1	0	0	0	0	0	0	0	0	0				
Daryl Evans	L	1	0	0	0	0	0	0	0	0	5				
Miroslav Ilnacac	L	1	0	0	0	0	0	0	0	0	2				
Wes Jarvis	C	2	0	0	0	0	2	0	0	0	0				
Terry Johnson	D	2	0	0	0	-2	0	0	0	0	0				
Chris Kotsopoulos	D	7	0	0	0	0	14	0	0	0	6				
Kevin Maguire	R	1	0	0	0	0	0	0	0	0	0				
Bob McGill	D	3	0	0	0	-1	0	0	0	0	0				
Ken Yaremchuk	C	6	0	0	0	0	0	0	0	0	0				
PLAYER	POS	GP	W	L	GA	SV%	GAA	SO	PIM	MIN					
Ken Wregget	G	13	7	6	29	.921	2.29	1	4	761					
Allan Bester	G	1	0	0	1	.941	1.54	0	0	39					

TORONTO WON BEST-OF-SEVEN DIVISION SEMI-FINAL 4-2

7	Apr 21	@ Detroit	4-2 W
8	Apr 23	@ Detroit	7-2 W
9	Apr 25	Detroit	2-4 L
10	Apr 27	Detroit	3-2 W (OT)
11	Apr 29	@ Detroit	0-3 L
12	May 1	Detroit	2-4 L
13	May 3	@ Detroit	0-3 L

DETROIT WON BEST-OF-SEVEN DIVISION FINAL 4-3

1988

PLAYER	POS	GP	G	A	PTS	+/-	PIM	PP	SH	GW	S	GP	DATE	OPPONENT	RESULT
Ed Olczyk	C	6	5	4	9	1	2	1	1	1	17	1	Apr 6	@ Detroit	6-2 W
Al Iafrate	D	6	3	4	7	-4	6	2	0	0	12	2	Apr 7	@ Detroit	2-6 L
Tom Fergus	C	6	2	3	5	0	2	0	1	0	12	3	Apr 9	Detroit	3-6 L
Todd Gill	D	6	1	3	4	1	20	1	0	0	9	4	Apr 10	Detroit	0-8 L
Mark Osborne	L	6	1	3	4	3	16	0	0	1	9	5	Apr 12	@ Detroit	6-5 W (OT)
Borje Salming	D	6	1	3	4	1	8	0	0	0	16	6	Apr 14	Detroit	3-5 L
Russ Courtnall	R	6	2	1	3	-5	0	0	0	0	10				
Mike Blaisdell	R	6	1	2	3	0	10	0	0	0	12				
Peter Ilnacac	C	5	0	3	3	2	4	0	0	0	8				
Gary Leeman	R	2	2	0	2	2	2	2	0	0	4				
Greg Terrion	L	5	0	2	2	0	4	0	0	0	3				
Ken Yaremchuk	C	6	0	2	2	-3	10	0	0	0	6				
Daniel Marois	R	3	1	0	1	-1	0	0	0	0	5				
Al Secord	L	6	1	0	1	-1	16	0	0	0	5				
Vincent Damphousse	C	6	0	1	1	-3	10	0	0	0	4				
Dale DeGray	D	5	0	1	1	-3	16	0	0	0	11				
Allan Bester	G	5	0	0	0	0	0	0	0	0	0				
Brian Curran	D	6	0	0	0	0	41	0	0	0	1				
Dan Daoust	C	4	0	0	0	-4	2	0	0	0	0				
Miroslav Frycer	R	3	0	0	0	-3	6	0	0	0	2				
Terry Johnson	D	3	0	0	0	-3	10	0	0	0	2				
Rick Lanz	D	1	0	0	0	0	2	0	0	0	1				
Sean McKenna	R	2	0	0	0	-4	0	0	0	0	5				
Luke Richardson	D	2	0	0	0	-4	0	0	0	0	1				
Ken Wregget	G	2	0	0	0	0	2	0	0	0	0				
PLAYER	POS	GP	W	L	GA	SV%	GAA	SO	PIM	MIN					
Allan Bester	G	5	2	3	21	.844	4.98	0	0	253					
Ken Wregget	G	2	0	1	11	.823	6.11	0	2	108					

DETROIT WON BEST-OF-SEVEN DIVISION SEMI-FINAL 4-2

ALL-TIME PLAYOFF SCORING & GAME RESULTS

1990

PLAYER	POS	GP	G	A	PTS	+/-	PIM	PP	SH	GW	S
Gary Leeman	R	5	3	3	6	3	16	2	0	0	11
Mark Osborne	L	5	2	3	5	1	12	0	1	0	6
Daniel Marois	R	5	2	2	4	1	12	2	0	0	10
Tom Fergus	C	5	2	1	3	1	4	0	0	0	9
Ed Olczyk	C	5	1	2	3	3	14	0	0	0	15
Rob Ramage	D	5	1	2	3	1	20	0	0	0	21
Todd Gill	D	5	0	3	3	0	16	0	0	0	7
Tom Kurvers	D	5	0	3	3	-1	4	0	0	0	22
Scott Pearson	L	2	2	0	2	1	10	0	0	0	2
Wendel Clark	L	5	1	1	2	-2	19	0	0	0	14
Vincent Damphousse	C	5	0	2	2	1	2	0	0	0	10
Dave Hannan	C	3	1	0	1	-2	4	0	0	1	6
Brad Marsh	D	5	1	0	1	1	2	0	0	0	3
Brian Curran	D	5	0	1	1	-1	19	0	0	0	2
Dan Daoust	C	5	0	1	1	1	20	0	0	0	5
Lou Franceschetti	R	5	0	1	1	-3	26	0	0	0	5
John Kordic	R	5	0	1	1	-1	33	0	0	0	2
Allan Bester	G	4	0	0	0	0	0	0	0	0	0
John McIntyre	C	2	0	0	0	0	2	0	0	0	0
Jeff Reese	G	2	0	0	0	0	0	0	0	0	0
Dave Reid	L	3	0	0	0	-2	0	0	0	0	1
Luke Richardson	D	5	0	0	0	-1	22	0	0	0	5

PLAYER	POS	GP	W	L	GA	SV%	GAA	SO	PIM	MIN
Allan Bester	G	4	0	3	14	.883	4.29	0	0	196
Jeff Reese	G	2	1	1	6	.880	3.33	0	0	108

GP	DATE	OPPONENT	RESULT
1	Apr 4	@ St. Louis	2-4 L
2	Apr 6	@ St. Louis	2-4 L
3	Apr 8	St. Louis	5-6 L (OT)
4	Apr 10	St. Louis	4-2 W
5	Apr 12	@ St. Louis	3-4 L

ST. LOUIS WON BEST-OF-SEVEN DIVISION
SEMI-FINAL 4-1

1993

PLAYER	POS	GP	G	A	PTS	+/-	PIM	PP	SH	GW	S
Doug Gilmour	C	21	10	25	35	16	30	4	0	1	51
Wendel Clark	L	21	10	10	20	15	51	2	0	1	71
Dave Andreychuk	L	21	12	7	19	6	35	4	0	3	72
Glenn Anderson	R	21	7	11	18	7	31	0	0	2	46
Dave Ellett	D	21	4	8	12	4	8	2	0	0	62
Bob Rouse	D	21	3	8	11	3	29	1	0	1	33
Todd Gill	D	21	1	10	11	1	26	0	0	0	41
Mike Krushelnyski	L/C	16	3	7	10	4	8	1	0	0	29
Nikolai Borschevsky	R	16	2	7	9	2	0	0	0	1	30
Mike Foligno	R	18	2	6	8	9	42	1	0	2	36
Sylvain Lefebvre	D	21	3	3	6	9	20	0	0	0	27
Jamie Macoun	D	21	0	6	6	7	36	0	0	0	43
John Cullen	C	12	2	3	5	-1	0	1	0	0	10
Rob Pearson	R	14	2	2	4	-9	31	0	0	0	24
Peter Zezel	C	20	2	1	3	-6	6	0	0	0	40
Mike Eastwood	C	10	1	2	3	-1	8	0	0	0	6
Dmitri Mironov	D	14	1	2	3	-4	2	1	0	0	11
Bill Berg	L	21	1	1	2	1	18	0	0	0	30
Mark Osborne	L	19	1	1	2	-6	16	0	0	0	34
Ken Baumgartner	L	7	1	0	1	1	0	0	0	0	2
Kent Manderville	C	18	1	0	1	-1	8	0	0	0	17
Dave McLlwain	C/R	4	0	0	0	-4	0	0	0	0	3
Felix Potvin	G	21	0	0	0	0	6	0	0	0	0
Daren Puppa	G	1	0	0	0	0	2	0	0	0	0

PLAYER	POS	GP	W	L	GA	SV%	GAA	SO	PIM	MIN
Felix Potvin	G	21	11	10	62	.903	2.84	1	6	1308
Daren Puppa	G	1	0	0	1	.857	3.00	0	2	20

GP	DATE	OPPONENT	RESULT
1	Apr 19	@ Detroit	3-6 L
2	Apr 21	@ Detroit	2-6 L
3	Apr 23	Detroit	4-2 W
4	Apr 25	Detroit	3-2 W
5	Apr 27	@ Detroit	5-4 W (OT)
6	Apr 29	Detroit	3-7 L
7	May 1	@ Detroit	4-3 W (OT)

TORONTO WON BEST-OF-SEVEN DIVISION
SEMI-FINAL 4-3

8	May 3	St. Louis	2-1 W (OT)
9	May 5	St. Louis	1-2 L (OT)
10	May 7	@ St. Louis	3-4 L
11	May 9	@ St. Louis	4-1 W
12	May 11	St. Louis	5-1 W
13	May 13	@ St. Louis	1-2 L
14	May 15	St. Louis	6-0 W

TORONTO WON BEST-OF-SEVEN DIVISION
FINAL 4-3

15	May 17	Los Angeles	4-1 W
16	May 19	Los Angeles	2-3 L
17	May 21	@ Los Angeles	2-4 L
18	May 23	@ Los Angeles	4-2 W
19	May 25	Los Angeles	3-2 W (OT)
20	May 27	@ Los Angeles	4-5 L (OT)
21	May 29	Los Angeles	4-5 L

LOS ANGELES WON BEST-OF-SEVEN
CONFERENCE FINAL 4-3

ALL-TIME PLAYOFF SCORING & GAME RESULTS

1994

PLAYER	POS	GP	G	A	PTS	+/-	PIM	PP	SH	GW	S
Doug Gilmour	C	18	6	22	28	3	42	5	0	1	31
Dave Ellett	D	18	3	15	18	1	31	3	0	0	33
Wendel Clark	L	18	9	7	16	0	24	2	0	1	72
Dmitri Mironov	D	18	6	9	15	-3	6	6	0	0	29
Mike Gartner	R	18	5	6	11	3	14	1	0	3	53
Dave Andreychuk	L	18	5	5	10	-3	16	3	1	0	50
Mark Osborne	L	18	4	2	6	1	52	0	2	1	23
Peter Zezel	C	18	2	4	6	-2	8	0	0	1	32
Todd Gill	D	18	1	5	6	1	37	0	0	1	20
Mike Eastwood	C	18	3	2	5	-5	12	1	0	1	22
Nikolai Borschevsky	R	15	2	2	4	-5	4	1	0	0	26
Bill Berg	L	18	1	2	3	-1	10	0	0	0	26
Sylvain Lefebvre	D	18	0	3	3	-3	16	0	0	0	26
Bob Rouse	D	18	0	3	3	-4	29	0	0	0	30
Jamie Macoun	D	18	1	1	2	-4	12	0	0	0	35
Kent Manderville	C	12	1	0	1	-1	4	0	1	0	13
Rob Pearson	R	14	1	0	1	-5	32	0	0	0	21
Ken Baumgartner	L	10	0	0	0	-1	18	0	0	0	3
John Cullen	C	3	0	0	0	0	0	0	0	0	3
Chris Govedaris	L	2	0	0	0	-1	0	0	0	0	2
Darby Hendrickson	C	2	0	0	0	-1	0	0	0	0	1
Mike Krushelnyski	L/C	6	0	0	0	-2	0	0	0	0	4
Eric Lacroix	L	2	0	0	0	-1	0	0	0	0	0
Ken McRae	C	6	0	0	0	-2	4	0	0	0	3
Felix Potvin	G	18	0	0	0	0	4	0	0	0	0
Damian Rhodes	G	1	0	0	0	0	0	0	0	0	0

GP	DATE	OPPONENT	RESULT
1	Apr 18	Chicago	5-1W
2	Apr 20	Chicago	1-0W (OT)
3	Apr 23	@ Chicago	4-5L
4	Apr 24	@ Chicago	3-4L (OT)
5	Apr 25	Chicago	1-0W
6	Apr 28	@ Chicago	1-0W

**TORONTO WON BEST-OF-SEVEN
CONFERENCE QUARTER-FINAL 4-2**

7	May 2	San Jose	2-3L
8	May 4	San Jose	5-1W
9	May 6	@ San Jose	2-5L
10	May 8	@ San Jose	8-3W
11	May 10	@ San Jose	2-5L
12	May 12	San Jose	3-2W (OT)
13	May 14	San Jose	4-2W

**TORONTO WON BEST-OF-SEVEN
CONFERENCE SEMI-FINAL 4-3**

14	May 16	Vancouver	3-2W (OT)
15	May 18	Vancouver	3-4L
16	May 20	@ Vancouver	0-4L
17	May 22	@ Vancouver	0-2L
18	May 24	@ Vancouver	3-4L (OT)

**VANCOUVER WON BEST-OF-SEVEN
CONFERENCE FINAL 4-1**

PLAYER	POS	GP	W	L	GA	SV%	GAA	SO	PIM	MIN
Felix Potvin	G	18	9	9	46	.912	2.46	3	4	1124
Damian Rhodes	G	1	0	0	0	.000	0.00	0	0	1

1995

PLAYER	POS	GP	G	A	PTS	+/-	PIM	PP	SH	GW	S
Mats Sundin	C	7	5	4	9	-2	4	2	0	1	27
Doug Gilmour	C	7	0	6	6	2	6	0	0	0	8
Dave Andreychuk	L	7	3	2	5	3	25	2	0	0	19
Mike Ridley	C	7	3	1	4	-3	2	1	0	1	11
Mike Gartner	R	5	2	2	4	4	2	0	0	0	10
Dmitri Mironov	D	6	2	1	3	-1	2	1	0	0	11
Jamie Macoun	D	7	1	2	3	0	8	0	0	0	15
Todd Gill	D	7	0	3	3	-4	6	0	0	0	16
Randy Wood	L/C	7	2	0	2	-2	6	1	0	1	14
Paul DiPietro	C	7	1	1	2	-3	0	0	0	0	9
Dave Ellett	D	7	0	2	2	-5	0	0	0	0	18
Tie Domi	R	7	1	0	1	-2	0	0	0	0	7
Bill Berg	L	7	0	1	1	-3	4	0	0	0	6
Mike Craig	R	2	0	1	1	0	2	0	0	0	7
Garth Butcher	D	7	0	0	0	0	8	0	0	0	6
Benoit Hogue	C	7	0	0	0	-4	6	0	0	0	6
Grant Jennings	D	4	0	0	0	-3	0	0	0	0	4
Kenny Jonsson	D	4	0	0	0	-2	0	0	0	0	3
Kent Manderville	C	7	0	0	0	-3	6	0	0	0	6
Felix Potvin	G	7	0	0	0	0	0	0	0	0	0
Warren Rychel	L	3	0	0	0	-2	0	0	0	0	2
Rich Sutter	R	4	0	0	0	-3	2	0	0	0	0

GP	DATE	OPPONENT	RESULT
1	May 7	@ Chicago	5-3W
2	May 9	@ Chicago	3-0W
3	May 11	Chicago	2-3L
4	May 13	Chicago	1-3L
5	May 15	@ Chicago	2-4L
6	May 17	Chicago	5-4W (OT)
7	May 19	@ Chicago	2-5L

**CHICAGO WON BEST-OF-SEVEN
CONFERENCE QUARTER-FINAL 4-3**

PLAYER	POS	GP	W	L	GA	SV%	GAA	SO	PIM	MIN
Felix Potvin	G	7	3	4	20	.921	2.83	1	0	424

ALL-TIME PLAYOFF SCORING & GAME RESULTS

1996

PLAYER	POS	GP	G	A	PTS	+/-	PIM	PP	SH	GW	S
Doug Gilmour	C	6	1	7	8	-4	12	1	0	0	15
Mike Gartner	R	6	4	1	5	-5	4	2	0	1	18
Kirk Muller	L	6	3	2	5	-1	0	2	0	0	12
Mats Sundin	C	6	3	1	4	-8	4	2	0	1	23
Wendel Clark	L	6	2	2	4	-6	2	1	0	0	17
Mathieu Schneider	D	6	0	4	4	-7	8	0	0	0	13
Todd Warriner	L	6	1	1	2	0	2	0	0	0	13
Tie Domi	R	6	0	2	2	0	4	0	0	0	4
Dave Gagner	C	6	0	2	2	-5	6	0	0	0	8
Jamie Macoun	D	6	0	2	2	3	8	0	0	0	10
Larry Murphy	D	6	0	2	2	-8	4	0	0	0	16
Mark Kolesar	L	3	1	0	1	1	2	0	1	0	2
Don Beaupre	G	2	0	0	0	0	0	0	0	0	0
Brandon Convery	C	5	0	0	0	0	2	0	0	0	4
Mike Craig	R	6	0	0	0	0	18	0	0	0	7
Dave Ellett	D	6	0	0	0	-5	4	0	0	0	16
Todd Gill	D	6	0	0	0	-2	24	0	0	0	9
Nick Kypreos	L	5	0	0	0	0	4	0	0	0	5
Felix Potvin	G	6	0	0	0	0	2	0	0	0	0
Wayne Presley	R	5	0	0	0	0	2	0	0	0	4
Dmitry Yushkevich	D	4	0	0	0	1	0	0	0	0	3
Rob Zettler	D	2	0	0	0	0	0	0	0	0	1
PLAYER	POS	GP	W	L	GA	SV%	GAA	SO	PIM	MIN	
Felix Potvin	G	6	2	4	19	.904	3.26	0	2	350	
Don Beaupre	G	2	0	0	2	.846	6.00	0	0	20	

GP	DATE	OPPONENT	RESULT
1	Apr 16	St. Louis	1-3 L
2	Apr 18	St. Louis	5-4 W (OT)
3	Apr 21	@ St. Louis	2-3 L (OT)
4	Apr 23	@ St. Louis	1-5 L
5	Apr 25	St. Louis	5-4 W (OT)
6	Apr 27	@ St. Louis	1-2 L

**ST. LOUIS WON BEST-OF-SEVEN
CONFERENCE QUARTER-FINAL 4-2**

1999

PLAYER	POS	GP	G	A	PTS	+/-	PIM	PP	SH	GW	S
Mats Sundin	C	17	8	8	16	2	16	3	0	2	44
Sergei Berezin	L	17	6	6	12	0	4	2	0	2	65
Steve Thomas	R	17	6	3	9	-1	12	2	0	1	41
Yanic Perreault	C	17	3	6	9	-6	6	0	0	2	15
Lonny Bohonos	R	9	3	6	9	3	2	0	0	0	26
Bryan Berard	D	17	1	8	9	-10	8	1	0	0	29
Garry Valk	L	17	3	4	7	-1	22	0	0	1	14
Steve Sullivan	L	13	3	3	6	-3	14	2	0	0	21
Dmitry Yushkevich	D	17	1	5	6	7	22	1	0	0	17
Danny Markov	D	17	0	6	6	9	18	0	0	0	11
Mike Johnson	R	17	3	2	5	-1	4	0	0	1	26
Alexander Karpovtsev	D	14	1	3	4	-7	12	1	0	0	13
Derek King	L	16	1	3	4	0	4	0	0	0	26
Sylvain Cote	D	17	2	1	3	-3	10	0	0	0	19
Tomas Kaberle	D	14	0	3	3	0	2	0	0	0	14
Kris King	L	17	1	1	2	-1	25	0	0	0	15
Tie Domi	R	14	0	2	2	-1	24	0	0	0	7
Kevyn Adams	C	7	0	2	2	-2	14	0	0	0	9
Adam Mair	C	5	1	0	1	-1	14	0	0	0	3
Chris McAllister	L	6	0	1	1	-1	4	0	0	0	2
Ladislav Kohn	R	2	0	0	0	0	5	0	0	0	0
Freddy Modin	L	8	0	0	0	-2	6	0	0	0	11
Todd Warriner	L	9	0	0	0	0	2	0	0	0	12
Dallas Eakins	D	1	0	0	0	0	0	0	0	0	0
Igor Korolev	C	1	0	0	0	0	0	0	0	0	0
PLAYER	GP	W	LOT	GAA	SV%	SO	G	A	PIM	TOI	
Curtis Joseph	17	9	8	0	2.43	.907	1	0	0	2	1,010:38
Glenn Healy	1	0	0	0	0.00	1.000	0	0	0	0	20:00

GP	DATE	OPPONENT	RESULT
1	Apr 22	Philadelphia	0-3 L
2	Apr 24	Philadelphia	2-1 W
3	Apr 26	@ Philadelphia	2-1 W
4	Apr 28	@ Philadelphia	2-5 L
5	Apr 30	Philadelphia	2-1 W (OT)
6	May 2	@ Philadelphia	1-0 W

**TORONTO WON BEST-OF-SEVEN
CONFERENCE QUARTER-FINAL 4-2**

7	May 7	Pittsburgh	0-2 L
8	May 9	Pittsburgh	4-2 W
9	May 11	@ Pittsburgh	3-4 L
10	May 13	@ Pittsburgh	3-2 W (OT)
11	May 15	Pittsburgh	4-1 W
12	May 17	@ Pittsburgh	4-3 W (OT)

**TORONTO WON BEST-OF-SEVEN
CONFERENCE SEMI-FINAL 4-2**

13	May 23	Buffalo	4-5 L
14	May 25	Buffalo	6-3 W
15	May 27	@ Buffalo	2-4 L
16	May 29	@ Buffalo	2-5 L
17	May 31	Buffalo	2-4 L

**BUFFALO WON BEST-OF-SEVEN
CONFERENCE FINAL 4-1**

ALL-TIME PLAYOFF SCORING & GAME RESULTS

2000

PLAYER	POS	GP	G	A	PTS	+/-	PIM	PP	SH	GW	S
Steve Thomas	R	12	6	3	9	8	10	0	0	1	32
Sergei Berezin	L	12	4	4	8	2	0	0	0	1	37
Mats Sundin	C	12	3	5	8	8	10	0	0	1	20
Darcy Tucker	R	12	4	2	6	0	15	1	0	2	27
Jonas Hoglund	R	12	2	4	6	4	2	0	0	0	21
Tomas Kaberle	D	12	1	4	5	2	0	0	0	1	11
Igor Korolev	C	12	0	4	4	-1	6	0	0	0	13
Garry Valk	L	12	1	2	3	2	14	0	0	0	18
Dmitri Khristich	R	12	1	2	3	-3	0	1	0	0	13
Alexander Karpovtsev	D	11	0	3	3	4	4	0	0	0	7
Danny Markov	D	12	0	3	3	3	10	0	0	0	7
Dmitry Yushkevich	D	12	1	1	2	4	4	0	0	0	19
Wendel Clark	L	6	1	1	2	2	4	0	0	0	15
Cory Cross	D	12	0	2	2	1	2	0	0	0	7
Keayn Adams	C	12	1	0	1	-2	7	0	1	0	13
Jeff Farkas	C	3	1	0	1	2	0	0	0	0	3
Yanic Perreault	C	1	0	1	1	0	0	0	0	0	2
Gerald Diduck	D	10	0	1	1	-1	14	0	0	0	4
Tie Domi	R	12	0	1	1	-5	20	0	0	0	3
Adam Mair	C	5	0	0	0	-3	8	0	0	0	7
Alyn McCauley	C	5	0	0	0	-4	6	0	0	0	3
Kris King	L	1	0	0	0	0	2	0	0	0	0
Greg Andrusak	D	3	0	0	0	-1	2	0	0	0	2
Nik Antropov	C	3	0	0	0	1	4	0	0	0	2
PLAYER	GP	W	LOT	GAA	SV%	SO	G	A	PIM	TOI	
Curtis Joseph	12	6	6	0	2.06	.932	1	0	0	10	729:00

2001

PLAYER	POS	GP	G	A	PTS	+/-	PIM	PP	SH	GW	S
Mats Sundin	C	11	6	7	13	5	14	2	1	1	42
Gary Roberts	L	11	2	9	11	5	0	0	0	0	15
Steve Thomas	R	11	6	3	9	4	4	4	0	0	27
Sergei Berezin	L	11	2	5	7	1	2	0	0	2	24
Yanic Perreault	C	11	2	3	5	2	4	1	0	1	9
Bryan McCabe	D	11	2	3	5	5	16	1	0	0	17
Tomas Kaberle	D	11	1	3	4	4	0	0	0	1	17
Dmitry Yushkevich	D	11	0	4	4	-4	12	0	0	0	10
Cory Cross	D	11	2	1	3	-1	10	0	0	1	7
Nik Antropov	C	9	2	1	3	2	12	1	0	1	10
Danny Markov	D	11	1	1	2	-3	12	0	0	0	7
Shayne Corson	L	11	1	1	2	-1	14	0	0	0	12
Darcy Tucker	R	11	0	2	2	-2	6	0	0	0	17
Aki Berg	D	11	0	2	2	1	4	0	0	0	9
Garry Valk	L	5	1	0	1	-1	2	0	0	0	6
Tie Domi	R	8	0	1	1	0	20	0	0	0	3
Jonas Hoglund	R	10	0	0	0	-4	4	0	0	0	8
Alyn McCauley	C	10	0	0	0	-4	2	0	0	0	3
Dave Manson	D	2	0	0	0	0	2	0	0	0	0
Igor Korolev	C	11	0	0	0	-3	0	0	0	0	4
PLAYER	GP	W	LOT	GAA	SV%	SO	G	A	PIM	TOI	
Curtis Joseph	11	7	4	2	2.10	.927	3	0	0	4	684:56

GP	DATE	OPPONENT	RESULT
1	Apr 12	Ottawa	2-0 W
2	Apr 15	Ottawa	5-1 W
3	Apr 17	@ Ottawa	3-4 L
4	Apr 19	@ Ottawa	1-2 L
5	Apr 22	Ottawa	2-1 W (OT)
6	Apr 24	@ Ottawa	4-2 W
TORONTO WON BEST-OF-SEVEN			
CONFERENCE QUARTER-FINAL 4-2			
7	Apr 27	New Jersey	2-1 W
8	Apr 29	New Jersey	0-1 L
9	May 1	@ New Jersey	1-5 L
10	May 3	@ New Jersey	3-2 W
11	May 6	New Jersey	3-4 L
12	May 8	@ New Jersey	0-3 L
NEW JERSEY WON BEST-OF-SEVEN			
CONFERENCE SEMI-FINAL 4-2			

GP	DATE	OPPONENT	RESULT
1	Apr 13	@ Ottawa	1-0 W (OT)
2	Apr 14	@ Ottawa	3-0 W
3	Apr 16	Ottawa	3-2 W (OT)
4	Apr 18	Ottawa	3-1 W
TORONTO WON BEST-OF-SEVEN			
CONFERENCE QUARTER-FINAL 4-0			
5	Apr 26	@ New Jersey	2-0 W
6	Apr 28	@ New Jersey	5-6 L (OT)
7	May 1	New Jersey	2-3 L (OT)
8	May 3	New Jersey	3-1 W
9	May 5	@ New Jersey	3-2 W
10	May 7	New Jersey	2-4 L
11	May 9	@ New Jersey	1-5 L
NEW JERSEY WON BEST-OF-SEVEN			
CONFERENCE SEMI-FINAL 4-3			

ALL-TIME PLAYOFF SCORING & GAME RESULTS

2002

PLAYER	POS	GP	G	A	PTS	+/-	PIM	PP	SH	GW	S
Gary Roberts	L	19	7	12	19	6	56	3	0	1	47
Alyn McCauley	C	20	5	10	15	3	4	1	0	2	48
Alexander Mogilny	R	20	8	3	11	1	8	2	0	2	59
Bryan McCabe	D	20	5	5	10	4	30	3	0	1	64
Jonas Hoglund	R	20	4	6	10	-3	2	3	0	1	50
Tomas Kaberle	D	20	2	8	10	7	16	0	0	0	29
Travis Green	C	20	3	6	9	5	34	0	0	1	35
Darcy Tucker	R	17	4	4	8	-1	38	1	0	1	31
Mats Sundin	C	8	2	5	7	5	4	0	0	0	21
Shayne Corson	L	19	1	6	7	-2	33	0	0	0	37
Tie Domi	R	19	1	3	4	0	61	0	0	1	25
Karel Pilar	D	11	0	4	4	-3	12	0	0	0	12
Robert Reichel	C	18	0	3	3	-6	4	0	0	0	22
Nathan Dempsey	D	6	0	2	2	1	0	0	0	0	7
Wade Belak	R	16	1	0	1	4	18	0	0	0	6
Garry Valk	L	11	1	0	1	-1	4	0	0	0	9
Aki Berg	D	20	0	1	1	0	37	0	0	0	10
Paul Healey	R	18	0	1	1	2	2	0	0	0	15
Bob Wren	L	1	0	0	0	0	0	0	0	0	0
Mikael Renberg	R	3	0	0	0	1	2	0	0	0	6
Don MacLean	C	3	0	0	0	0	0	0	0	0	0
Cory Cross	D	12	0	0	0	-1	8	0	0	0	8
Jyrki Lumme	D	14	0	0	0	-2	4	0	0	0	9
Jeff Farkas	C	2	0	0	0	0	0	0	0	0	0
Alexei Ponikarovsky	L	10	0	0	0	0	4	0	0	0	7
Anders Eriksson	D	10	0	0	0	-3	0	0	0	0	11

PLAYER	GP	W	L	OT	GAA	SV%	SO	G	A	PIM	TOI
Curtis Joseph	20	10	10	3	2.30	.914	3	0	0	4	1,253:13
Corey Schwab	1	0	0	0	0.00	1.000	0	0	0	0	12:22

GP	DATE	OPPONENT	RESULT
1	Apr 18	NY Islanders	3-1 W
2	Apr 20	NY Islanders	2-0 W
3	Apr 23	@ NY Islanders	1-4 L
4	Apr 24	@ NY Islanders	3-4 L
5	Apr 26	NY Islanders	6-3 W
6	Apr 28	@ NY Islanders	3-5 L
7	Apr 30	NY Islanders	4-2 W

TORONTO WON BEST-OF-SEVEN

CONFERENCE QUARTER-FINAL 4-3

8	May 2	Ottawa	0-5 L
9	May 4	Ottawa	3-2 W (OT)
10	May 6	@ Ottawa	2-3 L
11	May 8	@ Ottawa	2-1 W
12	May 10	Ottawa	2-4 L
13	May 12	@ Ottawa	4-3 W
14	May 14	Ottawa	3-0 W

TORONTO WON BEST-OF-SEVEN

CONFERENCE SEMI-FINAL 4-3

15	May 16	@ Carolina	2-1 W
16	May 19	@ Carolina	1-2 L (OT)
17	May 21	Carolina	1-2 L (OT)
18	May 23	Carolina	0-3 L
19	May 25	@ Carolina	1-0 W
20	May 28	Carolina	1-2 L (OT)

CAROLINA WON BEST-OF-SEVEN

CONFERENCE FINAL 4-2

2003

PLAYER	POS	GP	G	A	PTS	+/-	PIM	PP	SH	GW	S
Alexander Mogilny	R	6	5	2	7	2	4	0	1	0	13
Mats Sundin	C	7	1	3	4	-1	6	1	0	0	16
Travis Green	C	4	2	1	3	3	4	0	1	1	6
Robert Reichel	C	7	2	1	3	-4	0	0	0	0	16
Tomas Kaberle	D	7	2	1	3	-6	0	1	0	1	11
Darcy Tucker	R	6	0	3	3	1	6	0	0	0	13
Bryan McCabe	D	7	0	3	3	-3	10	0	0	0	16
Robert Svehla	D	7	0	3	3	-5	2	0	0	0	14
Aki Berg	D	7	1	1	2	1	2	0	0	0	5
Gary Roberts	L	7	1	1	2	-4	8	0	0	0	13
Jyrki Lumme	D	7	0	2	2	4	4	0	0	0	7
Owen Nolan	R	7	0	2	2	-4	2	0	0	0	15
Mikael Renberg	R	7	1	0	1	-4	8	1	0	1	3
Tie Domi	R	7	1	0	1	0	13	0	0	0	11
Glen Wesley	D	5	0	1	1	0	2	0	0	0	5
Jonas Hoglund	R	7	0	1	1	-1	0	0	0	0	4
Tom Fitzgerald	R	7	0	1	1	-2	4	0	0	0	12
Paul Healey	R	4	0	1	1	1	2	0	0	0	3
Wade Belak	R	2	0	0	0	-2	4	0	0	0	0
Shayne Corson	L	2	0	0	0	-2	2	0	0	0	1
Phil Housley	D	3	0	0	0	-3	0	0	0	0	0
Nik Antropov	C	3	0	0	0	-3	0	0	0	0	5

PLAYER	GP	W	L	OT	GAA	SV%	SO	G	A	PIM	TOI
Ed Belfour	7	3	4	1	2.71	.915	0	0	0	4	531:50

GP	DATE	OPPONENT	RESULT
1	Apr 9	@ Philadelphia	5-3 W
2	Apr 11	@ Philadelphia	1-4 L
3	Apr 14	Philadelphia	4-3 W (OT)
4	Apr 16	Philadelphia	2-3 L (OT)
5	Apr 19	@ Philadelphia	1-4 L
6	Apr 21	Philadelphia	2-1 W (OT)
7	Apr 22	@ Philadelphia	1-6 L

PHILADELPHIA WON BEST-OF-SEVEN

CONFERENCE QUARTER-FINAL 4-3

ALL-TIME PLAYOFF SCORING & GAME RESULTS

2004

PLAYER	POS	GP	G	A	PTS	+/-	PIM	PP	SH	GW	S	GP	DATE	OPPONENT	RESULT
Mats Sundin	C	9	4	5	9	-2	8	0	0	1	19	1	Apr 8	Ottawa	2-4 L
Gary Roberts	L	13	4	4	8	-3	10	2	0	1	19	2	Apr 10	Ottawa	2-0 W
Bryan McCabe	D	13	3	5	8	0	14	2	0	0	26	3	Apr 12	@ Ottawa	2-0 W
Brian Leetch	D	13	0	8	8	1	6	0	0	0	23	4	Apr 14	@ Ottawa	1-4 L
Joe Nieuwendyk	C	9	6	0	6	0	4	1	0	2	23	5	Apr 16	Ottawa	2-0 W
Alexander Mogilny	R	13	2	4	6	-1	8	0	0	0	16	6	Apr 18	@ Ottawa	1-2 L (OT)
Tie Domi	R	13	2	4	4	4	41	0	0	1	27	7	Apr 20	Ottawa	4-1 W
Alexei Ponikarovsky	L	13	1	3	4	-1	8	0	0	1	23				
Ron Francis	C	12	0	4	4	0	2	0	0	0	14				
Chad Kilger	L	13	2	1	3	0	0	0	0	0	16				
Tomas Kaberle	D	13	0	3	3	1	6	0	0	0	14				
Darcy Tucker	R	12	2	0	2	-3	14	1	0	0	16	8	Apr 22	@ Philadelphia	1-3 L
Nik Antropov	C	13	0	2	2	1	18	0	0	0	18	9	Apr 25	@ Philadelphia	1-2 L
Robert Reichel	C	12	0	2	2	4	8	0	0	0	18	10	Apr 28	Philadelphia	4-1 W
Karel Pilar	D	1	1	0	1	1	0	0	0	0	2	11	Apr 30	Philadelphia	3-1 W
Clarke Wilim	C	5	0	1	1	-1	2	0	0	0	5	12	May 2	@ Philadelphia	2-7 L
Aki Berg	D	10	0	0	0	-3	2	0	0	0	7	13	May 4	Philadelphia	2-3 L (OT)
Wade Belak	R	4	0	0	0	0	14	0	0	0	0				
Mikael Renberg	R	2	0	0	0	0	4	0	0	0	2				
Ken Klee	D	11	0	0	0	-1	6	0	0	0	6				
Bryan Marchment	D	13	0	0	0	0	8	0	0	0	2				
Calle Johansson	D	4	0	0	0	-1	2	0	0	0	3				
Tom Fitzgerald	R	10	0	0	0	0	6	0	0	0	9				
Matt Stajan	C	3	0	0	0	0	2	0	0	0	3				

PLAYER	GP	W	L	OT	GAA	SV%	SO	G	A	PIM	TOI
Ed Belfour	13	6	7	2	2.09	.929	3	0	0	8	773:47
Trevor Kidd	1	0	0	0	1.82	.909	0	0	0	0	32:57

GP	DATE	OPPONENT	RESULT
TORONTO WON BEST-OF-SEVEN			
CONFERENCE QUARTER-FINAL 4-3			
8	Apr 22	@ Philadelphia	1-3 L
9	Apr 25	@ Philadelphia	1-2 L
10	Apr 28	Philadelphia	4-1 W
11	Apr 30	Philadelphia	3-1 W
12	May 2	@ Philadelphia	2-7 L
13	May 4	Philadelphia	2-3 L (OT)
PHILADELPHIA WON BEST-OF-SEVEN			
CONFERENCE SEMI-FINAL 4-2			

2013

PLAYER	POS	GP	G	A	PTS	+/-	PIM	PP	SH	GW	S	GP	DATE	OPPONENT	RESULT
James van Riemsdyk	L	7	2	5	7	-1	4	1	0	0	33	1	May 1	@ Boston	1-4 L
Phil Kessel	R	7	4	2	6	3	2	1	0	2	29	2	May 4	@ Boston	4-2 W
Cody Franson	D	7	3	3	6	0	0	1	0	0	15	3	May 6	Boston	2-5 L
Jake Gardiner	D	6	1	4	5	-3	0	1	0	0	9	4	May 8	Boston	3-4 L (OT)
Joffrey Lupul	L	7	3	1	4	-1	4	1	0	0	27	5	May 10	@ Boston	2-1 W
Nazem Kadri	C	7	1	3	4	5	10	0	0	0	14	6	May 12	Boston	2-1 W
Clarke MacArthur	L	5	2	1	3	-1	2	0	0	1	7	7	May 13	@ Boston	4-5 L (OT)
Dion Phaneuf	D	7	1	2	3	-6	6	0	0	0	16				
Tyler Bozak	C	5	1	1	2	0	4	0	1	0	13				
Mikhail Grabovski	C	7	0	2	2	-10	2	0	0	0	16				
Matt Frattin	R	6	0	2	2	-1	0	0	0	0	12				
Carl Gunnarsson	D	7	0	1	1	-7	0	0	0	0	7				
Mark Fraser	D	4	0	1	1	1	7	0	0	0	4				
Ryan Hamilton	L	2	0	1	1	0	0	0	0	0	3				
Nikolai Kulemin	L	7	0	1	1	-9	0	0	0	0	9				
Michael Kostka	D	1	0	0	0	-3	0	0	0	0	0				
Joe Colborne	C	2	0	0	0	0	0	0	0	0	3				
Frazer McLaren	L	1	0	0	0	0	2	0	0	0	1				
Leo Komarov	C	7	0	0	0	0	17	0	0	0	5				
Ryan O'Byrne	D	6	0	0	0	2	4	0	0	0	0				
Jay McClement	C	7	0	0	0	-4	0	0	0	0	4				
Colton Orr	R	7	0	0	0	-1	18	0	0	0	4				
John-Michael Liles	D	4	0	0	0	4	2	0	0	0	3				

PLAYER	GP	W	L	OT	GAA	SV%	SO	G	A	PIM	TOI
James Reimer	7	3	4	2	2.88	.923	0	0	0	0	438:26

GP	DATE	OPPONENT	RESULT
BOSTON WON BEST-OF-SEVEN			
CONFERENCE QUARTER-FINAL 4-3			

ALL-TIME PLAYOFF RECORD BY TEAM

ATLANTA FLAMES (Calgary)	Series	Won	Lost	Games	Won	Lost	Tied	GF	GA
	1	1	0	2	2	0	0	9	5

1979 - Preliminary - Toronto won best-of-three series 2-0, outscoring Atlanta 9-5.

BOSTON BRUINS	Series	Won	Lost	Games	Won	Lost	Tied	GF	GA
	14	8	6	69	34	34	1	168	175

- 1933 - Semi-Final - Toronto won best-of-five series 3-2, outscoring Boston 9-7.
- 1935 - Semi-Final - Toronto won best-of-five series 3-1, outscoring Boston 7-2.
- 1936 - Quarter-Final - Toronto won two-game, total goal series 8-6.
- 1938 - Semi-Final - Toronto won best-of-five series 3-0, outscoring Boston 6-3.
- 1939 - Final - Boston won best-of-seven series 4-1, outscoring Toronto 12-6.
- 1941 - Semi-Final - Boston won best-of-seven series 4-3, Toronto outscored Boston 17-15.
- 1948 - Semi-Final - Toronto won best-of-seven series 4-1, outscoring Boston 20-13.
- 1949 - Semi-Final - Toronto won best-of-seven series 4-1, outscoring Boston 16-10.
- 1951 - Semi-Final - Toronto won best-of-seven series 4-1, with one game tied, outscoring Boston 17-5.
- 1959 - Semi-Final - Toronto won best-of-seven series 4-3, Boston outscored Toronto 21-20.
- 1969 - Quarter-Final - Boston won best-of-seven series 4-0, outscoring Toronto 24-5.
- 1972 - Quarter-Final - Boston won best-of-seven series 4-1, outscoring Toronto 18-10.
- 1974 - Quarter-Final - Boston won best-of-seven series 4-0, outscoring Toronto 17-9.
- 2013 - Quarter-Final - Boston won best-of-seven series 4-3, outscoring Toronto 22-18.

BUFFALO SABRES	Series	Won	Lost	Games	Won	Lost	Tied	GF	GA
	1	0	1	5	1	4	0	16	21

1999 - Conference Final - Buffalo won best-of-seven series 4-1, outscoring Toronto 21-16.

CAROLINA HURRICANES	Series	Won	Lost	Games	Won	Lost	Tied	GF	GA
	1	0	1	6	2	4	0	6	10

2002 - Conference Final - Carolina won best-of-seven series 4-2, outscoring Toronto 10-6.

CHICAGO BLACKHAWKS	Series	Won	Lost	Games	Won	Lost	Tied	GF	GA
	9	6	3	38	22	15	1	111	89

- 1931 - Quarter Final - Chicago won two-game, total-goal series 4-3.
- 1932 - Quarter-Final - Toronto won two-game, total-goal series 6-2.
- 1938 - Final - Chicago won best-of-five series 3-1, outscoring Toronto 10-8.
- 1940 - Quarter-Final - Toronto won best-of-three series 2-0, outscoring Chicago 5-3.
- 1962 - Final - Toronto won best-of-seven series 4-2, outscoring Chicago 18-15.
- 1967 - Semi-Final - Toronto won best-of-seven series 4-2, outscoring Chicago 18-14.
- 1986 - Preliminary - Toronto won best-of-five series 3-0, outscoring Chicago 18-9.
- 1994 - Conference Quarter-Final - Toronto won best-of-seven series 4-2, outscoring Chicago 15-10.
- 1995 - Conference Quarter-Final - Chicago won best-of-seven series 4-3, outscoring Toronto 22-20.

DETROIT RED WINGS	Series	Won	Lost	Games	Won	Lost	Tied	GF	GA
	23	12	11	117	58	59	0	311	321

- 1929 - Quarter-Final - Toronto won two-game, total-goal series 7-2.
- 1934 - Semi-Final - Detroit won best-of-five series 3-2, Toronto outscored Detroit 12-11.
- 1936 - Final - Detroit won best-of-five series 3-1, outscoring Toronto 18-11.
- 1939 - Semi-Final - Toronto won best-of-three series 2-1, outscoring Detroit 10-8.
- 1940 - Semi-Final - Toronto won best-of-three series 2-0, outscoring Detroit 5-2.
- 1942 - Final - Toronto won best-of-seven series 4-3, outscoring Detroit 25-19.
- 1943 - Semi-Final - Detroit won best-of-seven series 4-2, outscoring Toronto 20-17.
- 1945 - Final - Toronto won best-of-seven series 4-3, teams tied in scoring 9-9.
- 1947 - Semi-Final - Toronto won best-of-seven series 4-1, outscoring Detroit 18-14.
- 1948 - Final - Toronto won best-of-seven series 4-0, outscoring Detroit 18-7.
- 1949 - Final - Toronto won best-of-seven series 4-0, outscoring Detroit 12-5.
- 1950 - Semi-Final - Detroit won best-of-seven series 4-3, Toronto outscored Detroit 11-10.
- 1952 - Semi-Final - Detroit won best-of-seven series 4-0, outscoring Toronto 13-3.
- 1954 - Semi-Final - Detroit won best-of-seven series 4-1, outscoring Toronto 15-8.
- 1955 - Semi-Final - Detroit won best-of-seven series 4-0, outscoring Toronto 14-6.
- 1956 - Semi-Final - Detroit won best-of-seven series 4-1, outscoring Toronto 14-10.
- 1960 - Semi-Final - Toronto won best-of-seven series 4-2, outscoring Detroit 20-16.
- 1961 - Semi-Final - Detroit won best-of-seven series 4-1, outscoring Toronto 15-8.
- 1963 - Final - Toronto won best-of-seven series 4-1, outscoring Detroit 17-10.
- 1964 - Final - Toronto won best-of-seven series 4-3, outscoring Detroit 22-17.
- 1987 - Quarter-Final - Detroit won best-of-series 4-3, outscoring Toronto 20-18.
- 1988 - Preliminary - Detroit won best-of-seven series 4-2, outscoring Toronto 32-20.
- 1993 - Conference Quarter-Final - Toronto won best-of-seven series 4-3, Detroit outscored Toronto 30-24.

ALL-TIME PLAYOFF RECORD BY TEAM

LOS ANGELES KINGS	Series	Won	Lost	Games	Won	Lost	Tied	GF	GA
	3	2	1	12	7	5	0	41	31
1975 - Preliminary - Toronto won best-of-three series 2-1, outscoring Los Angeles 7-6.									
1978 - Preliminary - Toronto won best-of-three series 2-0, outscoring Los Angeles 11-3.									
1993 - Conference Final - Los Angeles won best-of-seven series 4-3, Toronto outscored Los Angeles 23-22.									
MINNESOTA NORTH STARS (Dallas)	Series	Won	Lost	Games	Won	Lost	Tied	GF	GA
	2	0	2	7	1	6	0	26	35
1980 - Preliminary - Minnesota won best-of-five series 3-0, outscoring Toronto 17-8.									
1983 - Quarter-Final - Minnesota won best-of-five series 3-1, both scoring 18 goals.									
MONTREAL CANADIENS	Series	Won	Lost	Games	Won	Lost	Tied	GF	GA
	15	7	8	71	29	42	0	160	215
1918 - NHL Final (O'Brien Cup) - Toronto Arenas won two-game, total goal series 10-6.									
1925 - Semi-Final - Montreal won two-game, total goal series 5-2.									
1944 - Semi-Final - Montreal won best-of-seven series 4-1, outscoring Toronto 23-6.									
1945 - Semi-Final - Toronto won best-of-seven series 4-2, Montreal outscored Toronto 21-15.									
1947 - Final - Toronto won best-of-seven series 4-2, teams tied in scoring 13-13.									
1951 - Final - Toronto won best-of-seven series 4-1, outscoring Montreal 13-10.									
1959 - Final - Montreal won best-of-seven series 4-1, outscoring Toronto 18-12.									
1960 - Final - Montreal won best-of-seven series 4-0, outscoring Toronto 15-5.									
1963 - Semi-Final - Toronto won best-of-seven series 4-1, outscoring Montreal 14-6.									
1964 - Semi-Final - Toronto won best-of-seven series 4-3, outscoring Montreal 17-14.									
1965 - Semi-Final - Montreal won best-of-seven series 4-2, outscoring Toronto 17-14.									
1966 - Semi-Final - Montreal won best-of-seven series 4-0, outscoring Toronto 15-6.									
1967 - Final - Toronto won best-of-seven series 4-2, outscoring Montreal 17-16.									
1978 - Semi-Final - Montreal won best-of-seven series 4-0, outscoring Toronto 16-6.									
1979 - Quarter-Final - Montreal won best-of-seven series 4-0, outscoring Toronto 19-10.									
NEW JERSEY DEVILS	Series	Won	Lost	Games	Won	Lost	Tied	GF	GA
	2	0	2	13	5	8	0	27	37
2000 - Conference Semi-Final - New Jersey won best-of-seven series 4-2, outscoring Toronto 16-9.									
2001 - Conference Semi-Final - New Jersey won best-of-seven series 4-3, outscoring Toronto 21-18.									
NEW YORK ISLANDERS	Series	Won	Lost	Games	Won	Lost	Tied	GF	GA
	3	2	1	17	8	9	0	42	54
1978 - Quarter-Final - Toronto won best-of-seven series 4-3, outscoring New York 16-13.									
1981 - Preliminary - New York won best-of-five series 3-0, outscoring Toronto 20-4.									
2002 - Conference Quarter-Final - Toronto won best-of-seven series 4-3, outscoring New York 22-21.									
NEW YORK RANGERS	Series	Won	Lost	Games	Won	Lost	Tied	GF	GA
	8	3	5	35	16	19	0	86	86
1929 - Semi-Final - New York won best-of-three series 2-0, outscoring Toronto 3-1.									
1932 - Final - Toronto won best-of-five series 3-0, outscoring New York 10-7.									
1933 - Final - New York won best-of-five series 3-1, outscoring Toronto 11-5.									
1937 - Quarter-Final - New York won best-of-three series 2-0, outscoring Toronto 5-1.									
1940 - Final - New York won best-of-seven series 4-2, outscoring Toronto 14-11.									
1942 - Semi-Final - Toronto won best-of-seven series 4-2, outscoring New York 13-12.									
1962 - Semi-Final - Toronto won best-of-seven series 4-2, outscoring New York 22-15.									
1971 - Quarter-Final - New York won best-of-seven series 4-2, outscoring Toronto 16-15.									
OTTAWA SENATORS	Series	Won	Lost	Games	Won	Lost	Tied	GF	GA
	4	4	0	24	16	8	0	57	42
2000 - Conference Quarter-Final - Toronto won best-of-seven series 4-2, outscoring Ottawa 17-10.									
2001 - Conference Quarter-Final - Toronto won best-of-seven series 4-0, outscoring Ottawa 10-3.									
2002 - Conference Semi-Final - Toronto won best-of-seven series 4-3, Ottawa outscored Toronto 18-16.									
2004 - Conference Quarter-Final - Toronto won best-of-seven series 4-3, outscoring Ottawa 14-11.									
PHILADELPHIA FLYERS	Series	Won	Lost	Games	Won	Lost	Tied	GF	GA
	6	1	5	36	14	22	0	85	119
1975 - Quarter-Final - Philadelphia won best-of-seven series 4-0, outscoring Toronto 15-6.									
1976 - Quarter-Final - Philadelphia won best-of-seven series 4-3, outscoring Toronto 33-23.									
1977 - Quarter-Final - Philadelphia won best-of-seven series 4-2, outscoring Toronto 19-18.									
1999 - Conference Quarter-Final - Toronto won best-of-seven series 4-2, Philadelphia outscored Toronto 11-9.									
2003 - Conference Quarter-Final - Philadelphia won best-of-seven series 4-3, outscoring Toronto 24-16.									
2004 - Conference Semi-Final - Philadelphia won best-of-seven series 4-2, outscoring Toronto 17-13.									

ALL-TIME PLAYOFF RECORD BY TEAM

PITTSBURGH PENGUINS	Series	Won	Lost	Games	Won	Lost	Tied	GF	GA
	3	3	0	12	8	4	0	39	27
1976 - Preliminary - Toronto won best-of-three series 2-1, outscoring Pittsburgh 8-3.									
1977 - Preliminary - Toronto won best-of-three series 2-1, outscoring Pittsburgh 13-10.									
1999 - Conference Semi-Final - Toronto won best-of-seven series 4-2, outscoring Pittsburgh 18-14.									
ST. LOUIS BLUES	Series	Won	Lost	Games	Won	Lost	Tied	GF	GA
	5	2	3	31	14	17	0	90	88
1986 - Quarter-Final - St. Louis won best-of-seven series 4-3, outscoring Toronto 24-22.									
1987 - Preliminary - Toronto won best-of-seven series 4-2, outscoring St. Louis 15-12.									
1990 - Preliminary - St. Louis won best-of-seven series 4-1, outscoring Toronto 20-16.									
1993 - Conference Semi-Final - Toronto won best-of-seven series 4-3, outscoring St. Louis 22-11.									
1996 - Conference Quarter-Final - St. Louis won best-of-seven series 4-2, outscoring Toronto 21-15.									
SAN JOSE SHARKS	Series	Won	Lost	Games	Won	Lost	Tied	GF	GA
	1	1	0	7	4	3	0	26	21
1994 - Conference Semi-Final - Toronto won best-of-seven series 4-3, outscoring San Jose 26-21									
VANCOUVER CANUCKS	Series	Won	Lost	Games	Won	Lost	Tied	GF	GA
	1	0	1	5	1	4	0	9	16
1994 - Conference Final - Vancouver won best-of-seven series 4-1, outscoring Toronto 16-9.									
DEFUNCT CLUBS	Series	Won	Lost	Games	Won	Lost	Tied	GF	GA
	8	6	2	24	12	10	2	59	57
1918 - Stanley Cup Final - Toronto Arenas defeated Vancouver Millionaires 3-2 in best-of-five series, Vancouver outscored Toronto 21-18.									
1921 - NHL Final (O'Brien Cup) - Ottawa Senators defeated Toronto St. Pats in two-game, total goal series 7-0.									
1922 - NHL Final (O'Brien Cup) - Toronto St. Pats defeated Ottawa Senators in two-game, total goal series 5-4.									
1922 - Stanley Cup Final - Toronto St. Pats defeated Vancouver Millionaires 3-2 in best-of-five series, outscoring Vancouver 16-9.									
1932 - Semi-Final - Toronto defeated Montreal Maroons in two-game, total goal series 4-3.									
1935 - Final - Montreal Maroons defeated Toronto 3-0 in best-of-five series, outscoring Toronto 10-4.									
1936 - Semi-Final - Toronto defeated New York Americans 2-1 in best-of-three series, outscoring Americans 6-3.									
1939 - Quarter-Final - Toronto defeated New York Americans 2-0 in best-of-three series, outscoring Americans 6-0.									
TOTALS	Series	Won	Lost	Games	Won	Lost	Tied	GF	GA
	110	58	52	531	254	273	4	1,368	1,449

SUMMARY OF TORONTO MAPLE LEAFS PLAYOFF SERIES

Stanley Cup Championships	11	Quarter-Final Series	26**
Against Chicago (1); Against Detroit (6); Against Montreal (3); Against NY Rangers (1).		Won 10; Lost 16. Against Boston won 1, lost 4; Against Chicago won 2, lost 1; Against Detroit won 1, lost 1; Against Montreal lost 1; Against New Jersey lost 2; Against NY Islanders won 1; Against NY Rangers lost 2; Against Ottawa won 1; Against Philadelphia lost 4; Against Pittsburgh won 1; Against St. Louis won 1, lost 1; Against San Jose won 1; Against defunct clubs won 1.	
Final Series	19		
Won 11; Lost 8 (to Boston 1; to Chicago 1; to Detroit 1; to Montreal 2; to NY Rangers 2; to Montreal Maroons 1).			
Semi-Final Series	37*		
Won 19; Lost 18. Against Boston won 7, lost 1; Against Buffalo lost 1; Against Carolina lost 1; Against Chicago won 1; Against Detroit won 4, lost 8; Against Los Angeles lost 1; Against Montreal won 3, lost 4; Against NY Rangers won 2, lost 1; Against Vancouver lost 1; Against defunct clubs won 2.			

* Conference Finals

**Conference Semi-Finals

SUMMARY OF TORONTO ST. PATS PLAYOFF SERIES

Stanley Cup Championships	1	NHL Final	2
Against Vancouver (1).		Won 1 (Ottawa); Lost 1 (Ottawa).	
Stanley Cup Final	1	NHL Semi-Final	1
Won 1 (Vancouver); Lost 0.		Won 0; Lost 1 (Montreal).	

* In 1922 the winner of the NHL Final played the winner of the PCHA/WCHL Final in the Stanley Cup Final.

SUMMARY OF TORONTO ARENAS PLAYOFF SERIES

Stanley Cup Championships	1	NHL Final	1
Against Vancouver (1).		Won 1 (Montreal).	
Stanley Cup Final	1		
Won 1 (Vancouver); Lost 0.			

* In 1918 the winner of the NHL Final played the winner of the PCHA Final in the Stanley Cup Final.

ALL-TIME PLAYOFF PLAYER ROSTER



NAME	POS	GP	G	A	PTS	PIM
A ADAMS, Jack	C	4	2	0	2	13
ADAMS, Kevyn.....	C	19	1	2	3	21
ALEXANDER, Claire.....	D	16	2	4	6	4
ALLISON, Mike.....	LW	13	3	5	8	15
ANDERSON, Glenn.....	RW	21	7	11	18	31
ANDERSON, John.....	RW	17	3	7	10	0
ANDREWS, Lloyd	LW	2	0	0	0	0
ANDREYCHUK, Dave.....	LW	46	20	14	34	76
ANDRUSAK, Greg.....	D	3	0	0	0	2
ANTROPOV, Nik.....	C	28	2	3	5	34
APPS, Syl.....	C	69	25	29	54	8
ARBOUR, Al.....	D	9	0	0	0	8
ARMSTRONG, George.....	RW	110	26	34	60	52
ARMSTRONG, Murray.....	C	3	0	0	0	0
ASHBY, Don.....	C	9	1	0	1	4
AUBIN, Normand.....	C	1	0	0	0	0
B BAILEY, Bob.....	RW	6	0	2	2	4
BAILEY, Irvine (Ace).....	RW	21	3	4	7	12
BAILEY, Reid.....	D	2	0	0	0	2
BALFOUR, Earl.....	LW	4	0	1	1	2
BARILKO, Bill.....	D	47	5	7	12	104
BATHGATE, Andy.....	RW	20	6	4	10	31
BAUMGARTNER, Ken.....	LW	17	1	0	1	18
BAUN, Bob.....	D	92	3	12	15	165
BELAK, Wade.....	D/RW	22	1	0	1	36
BENNING, Jim.....	D	4	1	1	2	2
BENTLEY, Max.....	C	40	14	24	38	8
BERARD, Bryan.....	D	17	1	8	9	8
BEREZIN, Sergei.....	LW	40	12	15	27	6
BERG, Aki.....	D	48	1	4	5	45
BERG, Bill.....	LW	46	2	4	6	32
BLAIR, Andy.....	C	38	6	6	12	32
BLAISDELL, Mike.....	RW	6	1	2	3	10
BODNAR, Gus.....	C	19	3	1	4	4
BOESCH, Garth.....	D	34	2	5	7	18
BOHONOS, Lonny.....	RW	9	3	6	9	2
BOIVIN, Leo.....	D	5	0	0	0	2
BOLL, Frank (Buzz).....	LW	30	7	3	10	13
BOLTON, Hugh.....	D	17	0	5	5	14
BOOTHMAN, George.....	RW	5	2	1	3	2
BORSCHESKY, Nikolai.....	RW	31	4	9	13	4
BOSCHMAN, Laurie.....	C	6	1	1	2	25
BOUDREAU, Bruce.....	C	9	2	0	2	4
BOUTETTE, Pat.....	RW	38	6	13	19	95
BOYER, Wally.....	C	4	0	1	1	0
BOZAK, Tyler.....	C	5	1	1	2	4
BREWER, Carl.....	D	63	3	15	18	136
BROSSART, Willie.....	D	1	0	0	0	0
BURROWS, Dave.....	D	9	0	2	2	9
BUTCHER, Garth.....	D	7	0	0	0	8
BUTLER, Jerry.....	RW	19	1	1	2	22
C AHAN, Larry.....	D	4	0	0	0	0
CAMERON, Harry	D	6	1	4	5	10
CARLYLE, Randy.....	D	16	0	2	2	28
CARR, Lorne.....	RW	37	6	7	13	11
CARRIERE, Larry.....	D	2	0	0	0	0
CHAMBERLAIN, Murph.....	C/LW	18	2	5	7	6
CHISHOLM, Lex.....	C	3	1	0	1	0
CHURCH, Jack.....	D	16	1	1	2	14
CLANCY, Frank (King).....	D	37	6	6	12	54
CLARK, Wendel.....	LW/D	79	34	27	61	185
CLEGHORN, Sprague	D	1	0	0	0	0
COLBORNE, Joe.....	C	2	0	0	0	0
COLLINS, Gary.....	C	2	0	0	0	0

ALL-TIME PLAYOFF PLAYER ROSTER



NAME	POS	GP	G	A	PTS	PIM
CONACHER, Brian.....	LW	12	3	2	5	21
CONACHER, Charlie.....	RW	41	14	12	26	39
CONVERY, Brandon.....	C	5	0	0	0	2
CORBEAU, Bert.....	D	2	0	0	0	10
CORSON, Shayne.....	LW	32	2	7	9	49
COSTELLO, Les.....	LW	6	2	2	4	2
COTE, Sylvain.....	D	17	2	1	3	10
COTTON, Harold (Baldy).....	LW	34	2	7	9	35
COURTNALL, Russ.....	C	29	8	11	19	19
COX, Dan.....	LW	4	0	1	1	4
CRAIG, Mike.....	RW	8	0	1	1	20
CRAWFORD, Rusty.....	LW	2	2	1	3	9
CREIGHTON, Dave.....	C	5	0	1	1	0
CROSS, Cory.....	D	35	2	3	5	20
CULLEN, Barry.....	RW	2	0	0	0	0
CULLEN, Brian.....	C	19	3	0	3	2
CULLEN, John.....	C	15	2	3	5	0
CURRAN, Brian.....	D	11	0	1	1	60
D AMPHOUSE, Vincent.....	LW	23	1	8	9	20
DAQUST, Dan.....	C	32	7	5	12	83
DARRAGH, Harold.....	F	7	0	1	1	2
DAVIDSON, Bob.....	RW	82	5	17	22	79
DAWES, Bob.....	D	9	0	0	0	2
DAY, Clarence (Hap).....	D	47	4	7	11	56
DeGRAY, Dale.....	D	5	0	1	1	16
DEMPSEY, Nathan.....	D	6	0	2	2	0
DENNENY, Corbett.....	LW	6	1	0	1	7
DERLAGO, Bill.....	C	10	4	0	4	8
DICKENS, Ernie.....	D	13	0	0	0	4
DIDUCK, Gerald.....	D	10	0	1	1	14
DIPIETRO, Paul.....	C	7	1	1	2	0
DOMI, Tie.....	RW	86	5	11	16	183
DORATY, Ken.....	F	15	7	2	9	2
DOREY, Jim.....	D	10	0	2	2	40
DOUGLAS, Kent.....	D	19	1	3	4	33
DRILLON, Gord.....	LW	45	22	13	35	10
DUFF, Dick.....	LW	54	14	23	37	40
DUNCAN, Art.....	D	5	0	0	0	4
DUNN, Dave.....	D/F	10	1	1	2	41
DUPERE, Denis.....	LW	14	0	0	0	0
DURIS, Vitezslav.....	D	3	0	1	1	2
DYE, Cecil (Babe).....	RW	6	2	0	2	9
E AKINS, Dallas.....	D	1	0	0	0	0
EASTWOOD, Mike.....	C	28	4	4	8	20
ECCLESTONE, Tim.....	LW	4	0	1	1	0
EDMUNDSON, Garry.....	LW	9	0	1	1	4
EHMAN, Gerry.....	RW	30	7	7	14	12
ELLETT, Dave.....	D	52	7	25	32	43
ELLIS, Ron.....	RW	70	18	8	26	20
ERICKSON, Aut.....	D	1	0	0	0	2
ERIKSSON, Anders.....	D	10	0	0	0	0
EVANS, Daryl.....	LW	1	0	0	0	0
EVANS, Paul.....	C	2	0	0	0	0
EZINICKI, Bill.....	RW	34	4	7	11	69
F ARKAS, Jeff.....	RW	5	1	0	1	0
FARRISH, Dave.....	D	4	0	0	0	10
FERGUS, Tom.....	C	23	9	12	21	14
FERGUSON, George.....	C	42	8	9	17	25
FINNIGAN, Frank.....	RW	25	3	8	11	10
FITZGERALD, Tom.....	RW	17	0	1	1	10
FLAMAN, Fern.....	D	15	1	2	3	26
FLETT, Bill.....	RW	5	0	0	0	2
FOLIGNO, Mike.....	RW	18	2	6	8	42

ALL-TIME PLAYOFF PLAYER ROSTER



NAME	POS	GP	G	A	PTS	PIM
FORSEY, Jack	F	3	0	1	1	0
FOWLER, Jim	D	18	0	3	3	2
FRANCESCETTI, Lou	RW	5	0	1	1	26
FRANCIS, Ron	C	12	0	4	4	2
FRANSON, Cody	D	7	3	3	6	0
FRASER, Mark	D	4	0	1	1	7
FRATTIN, Matt	RW	6	0	2	2	0
FRYCER, Miroslav	RW	17	3	8	11	16
G AGNER, Dave	C	6	0	2	2	6
GARDINER, Jake	D	6	1	4	5	0
GARDNER, Cal	C	30	4	6	10	10
GARDNER, Paul	C	6	0	1	1	4
GARLAND, Scott	C	7	1	2	3	35
GARTNER, Mike	RW	29	11	9	20	20
GAVIN, Stewart	LW	4	0	0	0	0
GILL, Todd	D	77	5	26	31	171
GILMOUR, Doug	C	52	17	60	77	90
GINGRAS, Gaston	D	3	1	2	3	2
GLENNIE, Brian	D	32	0	1	1	66
GOLDHAM, Bob	D	13	2	2	4	31
GOLDUP, Hank	LW	26	5	1	6	6
GOVEDARIS, Chris	LW	2	0	0	0	0
GRABOVSKI, Mikhail	C	7	0	2	2	2
GRACIE, Bob	LW	18	3	2	5	0
GRAY, Alex	RW	4	0	0	0	0
GREEN, Travis	C	24	5	7	12	38
GUNNARSSON, Carl	D	7	0	1	1	0
H AMILTON, Jack	C	11	2	1	3	0
HAMILTON, Reg	D	60	3	7	10	44
HAMILTON, Ryan	LW	2	0	1	1	0
HAMMARSTROM, Inge	LW	13	2	3	5	4
HANNAN, Dave	C	3	1	0	1	4
HANNIGAN, Gord	C	9	2	0	2	8
HARRIS, Bill	C	62	8	10	18	30
HARRIS, Billy	RW	4	0	1	1	2
HARRISON, Jim	C	11	1	1	2	43
HEALEY, Paul	RW	22	0	2	2	4
HENDERSON, Paul	LW	19	6	6	12	12
HENDRICKSON, Darby	C	2	0	0	0	0
HERON, Bob (Red)	C	18	2	2	4	6
HICKEY, Pat	LW	5	0	0	0	2
HIGGINS, Paul	RW	1	0	0	0	0
HILL, Mel	RW	19	5	3	8	6
HILLMAN, Larry	D	32	2	3	5	8
HOGLUND, Jonas	LW	49	6	11	17	8
HOGUE, Benoit	C/LW	7	0	0	0	6
HOLLETT, Bill (Flash)	D	7	0	0	0	6
HOLWAY, Albert	D	2	0	0	0	0
HORNE, George	F	4	0	0	0	4
HORNER, Reginald (Red)	D	71	7	10	17	170
HORTON, Tim	D	97	9	32	41	135
HOUSLEY, Phil	D	3	0	0	0	0
HURST, Ron	RW	3	0	2	2	4
HUTCHISON, Dave	D	6	0	3	3	23
I AFRATE, Al	D	29	4	10	14	21
IHNACAK, Miroslav	LW	1	0	0	0	0
IHNACAK, Peter	C	28	4	10	14	25
J ACKSON, Art	C	17	0	3	3	4
JACKSON, Harvey (Busher)	LW	54	17	8	25	41
JAMES, Gerry	RW	15	1	0	1	8
JARRY, Pierre	LW	5	0	1	1	0
JARVIS, Wes	C	2	0	0	0	2
JEFFREY, Larry	LW	6	0	1	1	4

ALL-TIME PLAYOFF PLAYER ROSTER



NAME	POS	GP	G	A	PTS	PIM
JENNINGS, Grant	D	4	0	0	0	0
JOHANSEN, Trevor	D	13	0	3	3	21
JOHANSSON, Calle	D	4	0	0	0	2
JOHNSON, Mike	RW	17	3	2	5	4
JOHNSON, Terry	D	5	0	0	0	10
JOHNSTONE, Ross	D	3	0	0	0	0
JONES, Buck	D	6	0	0	0	8
JONES, Jim	C	19	1	5	6	11
JONSSON, Kenny	D	4	0	0	0	0
JUZDA, Bill	D	30	0	2	2	33
K ABERLE, Tomas	D	77	6	22	28	24
KADRI, Nazem	C	7	1	3	4	10
KAMPMAN, Rudolph (Bingo)	D	47	1	4	5	38
KARPOVTSEV, Alexander	D	25	1	6	7	16
KASZYCKI, Mike	C	2	0	0	0	2
KEHOE, Rick	RW	2	0	0	0	2
KELLY, Leonard (Red)	C	70	17	38	55	16
KELLY, Pep	F	39	7	6	13	10
KENNEDY, Forbes	C	1	0	0	0	38
KENNEDY, Ted	C	78	29	31	60	32
KEON, Dave	C	89	32	35	67	6
KESSEL, Phil	RW	7	4	2	6	2
KHRISTICH, Dmitri	RW	12	1	2	3	0
KILGER, Chad	LW	13	2	1	3	0
KING, Derek	LW	16	1	3	4	4
KING, Kris	LW	18	1	1	2	27
KILREA, Hec	LW	11	2	0	2	6
KLEE, Ken	D	11	0	0	0	6
KLUKAY, Joe	LW	56	12	8	20	14
KOHN, Ladislav	RW	2	0	0	0	5
KOLESAR, Mark	RW	3	1	0	1	2
KOMAROV, Leo	F	7	0	0	0	17
KORDIC, John	RW	5	0	1	1	33
KORN, Jim	D/LW	3	0	0	0	26
KOROLEV, Igor	C	24	0	4	4	6
KOSTKA, Mike	D	1	0	0	0	0
KOTSOPOULOS, Chris	D	17	1	0	1	28
KRUSHELNYSKI, Mike	C	22	3	7	10	8
KULEMIN, Nikolai	LW	7	0	1	1	0
KURTENBACH, Orland	C	4	0	0	0	26
KURVERS, Tom	D	5	0	3	3	4
KYPREOS, Nick	RW	5	0	0	0	4
L ACROIX, Eric	LW	2	0	0	0	0
LANGELLE, Pete	C	41	5	9	14	4
LANZ, Rick	D	14	1	3	4	29
LEEMAN, Gary	RW/D	24	7	14	21	34
LEETCH, Brian	D	13	0	8	8	6
LEFEBVRE, Sylvain	D	39	3	6	9	36
LEVINSKY, Alex	D	23	1	0	1	26
LEWICKI, Danny	LW	9	0	0	0	0
LEY, Rick	D	14	0	2	2	20
LILES, John-Michael	D	4	0	0	0	2
LITZENBERGER, Ed	RW	20	1	4	5	20
LUMME, Jyrki	D	21	0	2	2	8
LUPUL, Joffrey	LW	7	3	1	4	4
LYNN, Vic	LW	35	6	9	15	40
M acARTHUR, Clarke	LW	5	2	1	3	2
MacDONALD, Parker	LW	4	0	0	0	4
MacKELL, Fleming	C	27	5	8	13	24
MacLEAN, Don	C	3	0	0	0	0
MacMILLAN, Bill	RW	11	0	3	3	2
MacMILLAN, John	RW	8	0	0	0	0
MACOUN, Jamie	D	52	2	11	13	64
MAGUIRE, Kevin	RW	1	0	0	0	0




ALL-TIME PLAYOFF PLAYER ROSTER



NAME	POS	GP	G	A	PTS	PIM
MAHOVLICH, Frank.....	LW	84	24	36	60	135
MAIR, Adam.....	C	10	1	0	1	22
MALONEY, Dan.....	LW	22	4	6	10	23
MANDERVILLE, Kent.....	LW	37	2	0	2	18
MANN, Norm.....	RW	1	0	0	0	0
MANSON, Dave.....	D	2	0	0	0	2
MARCETTA, Milan.....	C	3	0	0	0	0
MARCHMENT, Bryan.....	D	13	0	0	0	8
MARKER, Gus.....	RW	27	3	5	8	28
MARKOV, Danny.....	D	40	1	10	11	40
MAROIS, Daniel.....	RW	8	3	2	5	12
MARSH, Brad.....	D	5	1	0	1	2
MARSHALL, Don.....	LW	1	0	0	0	0
MARTIN, Terry.....	LW	10	2	0	2	16
MAXWELL, Brad.....	D	3	0	1	1	12
McALLISTER, Chris.....	D	6	0	1	1	4
McCABE, Bryan.....	D	51	10	16	26	70
McCAFFREY, Bert.....	D	2	1	0	1	4
McCAULEY, Alyn.....	C	35	5	10	15	12
McCLEMENT, Jay.....	C	7	0	0	0	0
McCORMACK, John.....	C	6	1	0	1	0
McCREEDY, John.....	RW	21	4	3	7	16
McDONALD, Lanny.....	RW	45	20	17	37	22
McDONALD, Wilfred (Bucko).....	D	46	3	1	4	12
McGILL, Bob.....	D	12	0	0	0	35
McINTYRE, John.....	C	2	0	0	0	2
McKECHNIE, Walt.....	C	6	4	3	7	9
McKENNA, Sean.....	RW	2	0	0	0	0
McKENNEY, Don.....	C	18	4	8	12	0
McKENNY, Jim.....	D	37	7	9	16	10
McLAREN, Fraser.....	LW	1	0	0	0	2
McLEAN, Jack.....	C	13	2	2	4	8
McLLWAIN, Dave.....	C	4	0	0	0	0
McRAE, Ken.....	C	6	0	0	0	4
MEEKER, Howie.....	RW	42	6	9	15	50
MEEKING, Harry.....	LW	2	3	0	3	6
MELROSE, Barry.....	D	7	0	2	2	38
METZ, Don.....	RW	47	7	8	15	10
METZ, Nick.....	LW	76	19	20	39	31
MICKEY, Larry.....	RW	3	0	0	0	5
MIGAY, Rudy.....	C	15	1	0	1	20
MILLER, Earl.....	F	7	0	0	0	0
MIRONOV, Dmitri.....	D	38	9	12	21	10
MODIN, Fredrik.....	LW	8	0	0	0	6
MOGILNY, Alexander.....	RW	39	15	9	24	20
MONAHAN, Garry.....	LW	15	2	1	3	9
MOORE, Dick.....	RW	5	1	1	2	6
MORRIS, Moe.....	D	18	4	2	6	16
MORRISON, Jim.....	D	16	0	1	1	12
MORTSON, Gus.....	D	47	4	7	11	62
MULHERN, Richard.....	D	1	0	0	0	0
MULLER, Kirk.....	C/LW	6	3	2	5	0
MUMMERY, Harry.....	D	2	1	1	2	17
MURPHY, Larry.....	D	6	0	2	2	4
N EELY, Bob.....	D	26	5	7	12	15
NESTERENKO, Eric.....	RW	9	0	2	2	15
NEVILLE, Mike.....	C	2	0	0	0	0
NEVIN, Bob.....	RW	27	6	4	10	10
NIUWENDYK, Joe.....	C	9	6	0	6	4
NIGRO, Frank.....	C	3	0	0	0	2
NOBLE, Reg.....	LW/C	6	1	1	2	21
NOLAN, Owen.....	RW	7	0	2	2	2
NYLUND, Gary.....	D	10	0	2	2	25
O BYRNE, Ryan.....	D	6	0	0	0	4

ALL-TIME PLAYOFF PLAYER ROSTER



NAME	POS	GP	G	A	PTS	PIM
OLCZYK, Ed.....	C	11	6	6	12	16
OLIVER, Murray.....	C	4	1	2	3	0
OLMSTEAD, Bert.....	LW	29	8	9	17	23
O'NEILL, Tom (Windy).....	RW	4	0	0	0	6
ORR, Colton.....	RW	7	0	0	0	18
OSBORNE, Mark.....	LW	57	9	12	21	102
P AIEMENT, Wilf.....	RW	6	0	2	2	19
PAPPIN, Jim.....	RW	23	7	8	15	12
PARSONS, George.....	LW	7	3	2	5	11
PEARSON, Rob.....	RW	28	3	2	5	63
PEARSON, Scott.....	LW	2	2	0	2	10
PELYK, Mike.....	D	40	0	3	3	41
PERREAU, Yanic.....	C	29	5	10	15	10
PETTINGER, Eric.....	LW	4	1	0	1	8
PHANEUF, Dion.....	D	7	1	2	3	6
PILAR, Karel.....	D	12	1	4	5	12
PILOTE, Pierre.....	D	4	0	1	1	4
PODDUBNY, Walt.....	LW	13	7	2	9	4
POILE, Norman (Bud).....	C	13	4	4	8	6
PONIKAROVSKY, Alexei.....	LW	23	1	3	4	12
PRATT, Tracy.....	D	4	0	0	0	0
PRATT, Walter (Babe).....	D	24	3	9	12	20
PRESLEY, Wayne.....	RW	5	0	0	0	2
PRICE, Noel.....	D	5	0	0	0	2
PRIMEAU, Joe.....	C	38	5	18	23	12
PRONOVOST, Marcel.....	D	16	1	0	1	14
PULFORD, Bob.....	C	89	25	26	51	126
Q UENNEVILLE, Joel.....	D	6	0	1	1	4
QUINN, Pat.....	D	4	0	0	0	13
R AMAGE, Rob.....	D	5	1	2	3	20
RANDALL, Ken 	RW/D	6	2	1	3	27
REAUME, Marc.....	D	19	0	2	2	8
REGAN, Larry.....	RW	22	4	4	8	2
REICHEL, Robert.....	C	37	2	6	8	12
REID, Dave.....	LW	3	0	0	0	0
REID, Reg 	LW	2	0	0	0	0
RENBERG, Mikael.....	RW	12	1	0	1	14
RICHARDSON, Luke.....	D	7	0	0	0	22
RIDLEY, Mike.....	C	7	3	1	4	2
ROBERT, Rene.....	RW	3	0	2	2	2
ROBERTS, Gary.....	LW	50	14	26	40	74
ROBERTSON, Fred.....	D	7	0	0	0	0
ROMNES, Doc.....	F	10	1	4	5	0
ROOT, Bill.....	D	20	1	2	3	25
ROUSE, Bob.....	D	39	3	11	14	58
RYCHEL, Warren.....	LW	3	0	0	0	0
S AGANIUK, Rocky.....	RW	6	1	0	1	15
SALMING, Borje.....	D	81	12	37	49	91
SAMIS, Phil.....	D	5	0	1	1	2
SANDS, Charlie.....	C	13	3	2	5	2
SCHNEIDER, Mathieu.....	D	6	0	4	4	8
SCHRINER, Dave (Sweeney).....	LW	47	14	10	24	22
SECORD, Al.....	LW	6	1	0	1	16
SEDLBAUER, Ron.....	LW	2	0	1	1	2
SEILING, Rod.....	D	17	0	1	1	6
SELBY, Brit.....	LW	8	0	0	0	4
SELWOOD, Brad.....	D	5	0	0	0	4
SHACK, Eddie.....	RW	57	6	3	9	107
SHAND, Dave.....	D	7	1	0	1	13
SHILL, Jack.....	LW	13	0	3	3	8
SITTLER, Darryl.....	C	64	25	40	65	120
SKINNER, Alf 	RW	2	0	1	1	9

ALL-TIME PLAYOFF PLAYER ROSTER



NAME	POS	GP	G	A	PTS	PIM
SLOAN, Tod.....	C	26	5	6	11	59
SMYLIE, Rod ^{TORONTO ST. PATS}	LW	4	0	0	0	2
SMITH, Art.....	D	4	1	1	2	8
SMITH, Brad.....	RW	17	3	2	5	44
SMITH, Floyd.....	RW	4	0	0	0	0
SMITH, Sid.....	LW	44	17	10	27	2
SPENCER, Brian.....	LW	6	0	1	1	17
STACKHOUSE, Ted ^{TORONTO ST. PATS}	D	1	0	0	0	0
STAJAN, Matt.....	C	3	0	0	0	2
STANLEY, Allan.....	D	82	4	27	31	60
STANOWSKI, Wally.....	D	60	3	14	17	13
STASTNY, Marian.....	RW	3	0	0	0	0
STEMKOWSKI, Pete.....	C	22	5	10	15	53
STEWART, Gaye.....	LW	18	2	7	9	12
STEWART, Ron.....	RW	82	10	18	28	56
STOUGHTON, Blaine.....	LW	7	4	2	6	2
STUART, Bill ^{TORONTO ST. PATS}	D	4	1	1	2	0
SULLIVAN, Steve.....	C	13	3	3	6	14
SUNDIN, Mats.....	C	77	32	38	70	66
SUTTER, Rich.....	RW	4	0	0	0	2
SVEHLA, Robert.....	D	7	0	3	3	2
T AYLOR, Billy.....	C	28	5	13	18	9
TAYLOR, Harry.....	C	1	0	0	0	0
TERRION, Greg.....	C	32	1	9	10	37
THOMAS, Steve.....	RW	63	26	20	46	48
THOMPSON, Errol.....	LW	27	5	4	9	9
THOMS, Bill.....	C	39	6	9	15	4
THOMSON, Jim.....	D	63	2	13	15	135
TIMGREN, Ray.....	LW	30	3	9	12	6
TROTTIER, Guy.....	RW	9	1	0	1	16
TUCKER, Darcy.....	RW	58	10	11	21	79
TURNBULL, Ian.....	D	55	13	32	45	94
U LLMAN, Norm.....	C	26	3	6	9	6
V AIVE, Rick.....	RW	32	14	9	23	53
VALIQUETTE, Jack.....	C	23	3	6	9	4
VALK, Garry.....	RW	45	6	6	12	42
van RIEMSDYK, James.....	LW	7	2	5	7	4
W ALKER, Kurt.....	LW	16	0	0	0	34
WALTON, Mike.....	C	16	4	3	7	6
WARNER, Bob.....	D	4	0	0	0	0
WARRINER, Todd.....	LW	15	1	1	2	4
WATSON, Harry.....	LW	50	14	9	23	27
WEBSTER, Don.....	LW	5	0	0	0	12
WEIR, Stan.....	C	29	6	5	11	0
WESLEY, Glen.....	D	5	0	1	1	2
WILLIAMS, Dave (Tiger).....	LW	44	5	11	16	240
WILM, Clarke.....	C	5	0	1	1	2
WILSON, John.....	LW	10	1	2	3	2
WILSON, Ron.....	RW	6	1	3	4	2
WOOD, Randy.....	LW	7	2	0	2	6
WREN, Bob.....	C	1	0	0	0	0
Y AREMCHUK, Ken.....	C	12	0	2	2	10
YUSHKEVICH, Dmitry.....	D	44	2	10	12	38
Z ANUSSI, Ron.....	RW	3	0	0	0	0
ZETTLER, Rob.....	D	2	0	0	0	0
ZEZEL, Peter.....	C	38	4	5	9	14

*Eddie Gerard played one game in the 1922 Stanley Cup Final for the Toronto St. Patricks on loan from the Ottawa Senators. He did not record a point or penalty minute in the game.

ALL-TIME PLAYOFF GOALTENDER ROSTER



NAME	W	L	GPI	MINS	GA	GAA	SO
BEAUPRE, Don	0	0	2	20	2	6.00	0
BELFOUR, Ed	9	11	20	1306	51	2.34	3
BESTER, Allan	2	6	10	488	36	4.43	0
BIBEAULT, Paul	1	4	5	300	23	4.60	0
BOWER, Johnny	35	34	74	4378	184	2.47	5
BRODA, Walter (Turk)*	60	39	101	6398	211	1.98	13
CHABOT, Lorne**	11	9	22	1509	42	1.67	2
CRHA, Jiri	0	4	5	186	21	6.77	0
FAVELL, Doug	0	3	3	181	10	3.31	0
FORBES, Jake	0	2	2	120	7	3.50	0
GAMBLE, Bruce	0	2	2	86	13	9.07	0
HAINSWORTH, George	9	12	21	1303	50	2.30	2
HARRISON, Paul	0	1	3	131	8	3.66	0
HEALY, Glenn	0	0	1	20	0	0.00	0
HOLMES, Harry (Hap)	1	1	2	120	7	3.50	0
JOHNSTON, Ed	0	1	1	60	6	6.00	0
JOSEPH, Curtis	32	28	60	3678	138	2.25	8
KIDD, Trevor	0	0	1	33	1	1.82	0
LAROCQUE, Michel	0	1	2	75	8	6.40	0
LUMLEY, Harry	2	12	14	865	43	2.98	1
MANIAGO, Cesare	1	1	2	145	6	2.48	0
McCOOL, Frank	8	5	13	807	30	2.23	4
McRAE, Gord	2	5	8	454	22	2.91	0
PALMATEER, Mike	12	17	29	1765	89	3.03	2
PARENT, Bernie	3	5	8	478	22	2.76	0
PLANTE, Jacques	0	3	4	194	12	3.71	0
POTVIN, Felix	25	27	52	3206	147	2.75	5
PUPPA, Daren	0	0	1	20	1	3.00	0
REESE, Jeff	1	1	2	108	6	3.33	0
REIMER, James	3	4	7	438	21	2.88	0
RHODES, Damian	1	0	0	1	0	0.00	0
ROACH, John Ross	1	2	4	240	9	2.25	1
ROLLINS, Al	3	3	6	330	12	2.18	0
ST. CROIX, Rick	0	0	1	1	1	60.00	0
SAWCHUK, Terry	6	7	13	745	34	2.74	0
SCHWAB, Corey	0	0	1	12	0	0.00	0
SIMMONS, Don	2	1	3	165	8	2.91	0
THOMAS, Wayne	6	7	14	789	46	3.50	1
WREGGET, Ken	13	11	25	1476	72	2.93	2

* Recorded one tie due to game being suspended because of the Toronto Curfew Law (Mar. 31, 1951 vs. Boston)

**Recorded two ties in total goal series (Mar. 24, 1931 vs Chicago and Mar. 31, 1932 at Mtl. Maroons)

INDIVIDUAL PLAYOFF LEADERS BY YEAR

Stanley Cup Playoffs 1917/18 to 1960/61

YEAR	GOALS	ASSISTS	POINTS	PIMS
1917/18	Harry Meeking 3	Harry Cameron 2	Harry Meeking 3 Rusty Crawford 3 Harry Cameron 3	Harry Mummy 17
1920/21	N/A 0	N/A 0	N/A 0	Ken Rendall 11
1921/22	Babe Dye 2	Harry Cameron 2	Babe Dye 2 Billy Stuart 2 Harry Cameron 2	Reg Noble 12
1924/25	Jack Adams 1 Bert McCaffrey 1	N/A 0 N/A 0	Jack Adams 1 Bert McCaffrey 1	Bert Corbeau 10
1928/29	Andy Blair 3	Ace Bailey 2	Andy Blair 3 Ace Bailey 3	Art Smith 8 Eric Pettinger 8
1930/31	Andy Blair 1 Ace Bailey 1 King Clancy 1	Hap Day 3	Hap Day 3	Hap Day 7
1931/32	Charlie Conacher 6	Joe Primeau 6	Charlie Conacher 8	Red Horner 20
1932/33	Ken Doraty 5	King Clancy 3 Hal Cotton 3	Ken Doraty 5	Hap Day 21
1933/34	Charlie Conacher 3	Joe Primeau 4	Joe Primeau 6	Andy Blair 16
1934/35	Harvey Jackson 3	Charlie Conacher 4	Harvey Jackson 5 Charlie Conacher 5	Hal Cotton 17
1935/36	Buzz Boll 7	Bill Thoms 5	Buzz Boll 10	Red Horner 22
1936/37	Harvey Jackson 1	Reg Hamilton 1 Syl Apps 1	Harvey Jackson 1 Reg Hamilton 1 Syl Apps 1	Red Horner 7
1937/38	Gordie Drillon 7	Syl Apps 4	Gordie Drillon 8	Red Horner 14
1938/39	Gordie Drillon 7	Gordie Drillon 6 Syl Apps 6	Gordie Drillon 13	Red Horner 26
1939/40	Syl Apps 5 Hank Goldup 5	Sweeney Schriner 3 Nick Metz 3 Gus Marker 3 Pete Langelle 3 Bob Davidson 3	Syl Apps 7	Red Horner 55
1940/41	Nick Metz 3 Gordie Drillon 3 Syl Apps 3	Nick Metz 4	Nick Metz 7	Reg Hamilton 13
1941/42	Sweeney Schriner 6	Syl Apps 9	Syl Apps 14	Bob Goldham 31
1942/43	Mel Hill 3	Bud Poile 4	Bud Poile 6	Reg Hamilton 9
1943/44	George Boothman 2	Babe Pratt 3	George Boothman 3 Elwin Morris 3 Babe Pratt 3	Don Webster 12
1944/45	Ted Kennedy 7	Babe Pratt 4	Ted Kennedy 9	Elwin Morris 14
1946/47	Syl Apps 5	Ted Kennedy 5 Gaye Stewart 5	Ted Kennedy 9	Bill Ezinicki 30
1947/48	Ted Kennedy 8	Max Bentley 7	Ted Kennedy 14	Vic Lynn 20
1948/49	Sid Smith 5	Ted Kennedy 6	Ted Kennedy 8	Bill Ezinicki 20 Bill Barilko 20
1949/50	Max Bentley 3 Joe Klukay 3	Ray Timgren 4	Max Bentley 6	Bill Barilko 18 Gus Mortson 18
1950/51	Sid Smith 7	Max Bentley 11	Max Bentley 13	Jim Thomson 34
1951/52	Harry Watson 1 Joe Klukay 1 Max Bentley 1	Fern Flaman 2	Joe Klukay 2 Fern Flaman 2	Jim Thomson 25
1953/54	Gordie Hannigan 2	Bob Bailey 2	Gord Hannigan, Sid Smith Ted Kennedy, Tim Horton, Tod Sloan, Bob Bailey 2	Tod Sloan 24
1954/55	Sid Smith 3	Ted Kennedy 3 Hugh Bolton 3	Sid Smith 4 Ted Kennedy 4	Jim Thomson 16
1955/56	George Armstrong 4	Dick Duff 4	George Armstrong 6	Jim Thomson 10
1958/59	Gerry Ehman 6 Frank Mahovlich 6	Gerry Ehman 7	Gerry Ehman 13	Carl Brewer 40
1959/60	Bob Puiford 4	Red Kelly 8	Red Kelly 11	Frank Mahovlich 27
1960/61	8 Players Tied 1	Allan Stanley 3	Bert Olmstead 3 Allan Stanley 3	Bert Olmstead 10

INDIVIDUAL PLAYOFF LEADERS BY YEAR

Stanley Cup Playoffs 1961/62 to 2012/13

YEAR	GOALS	ASSISTS	POINTS	PIMS
1961/62	Bob Pulford7 George Armstrong7		Tim Horton13	Tim Horton16 Frank Mahovlich29
1962/63	Dave Keon7		George Armstrong6 Red Kelly6 Allan Stanley6	Dave Keon12 Bob Pulford14
1963/64	Dave Keon7		Frank Mahovlich11	Frank Mahovlich15 Bob Baun42
1964/65	Red Kelly3 Ron Ellis3		Frank Mahovlich3 Peter Stelmowski3	Red Kelly5 Bob Baun19
1965/66	Ed Shack2		Red Kelly2 Dave Keon2	Ed Shack3 Ed Shack33
1966/67	Jim Pappin7		Bob Pulford10	Jim Pappin15 Tim Horton25
1968/69	Ron Ellis2		Dave Keon3	Dave Keon4 Forbes Kennedy38
1970/71	Paul Henderson5		Bill MacMillan3	Paul Henderson6 Jim Harrison33
1971/72	Jim McKenny3		Dave Keon3 Norm Ullman3	Dave Keon5 Brian Glennie25
1973/74	Ron Ellis2 Darryl Sittler2		Bob Neely3	Bob Neely4 Brian Glennie10
1974/75	Blaine Stoughton4		Dave Keon5	Blaine Stoughton6 Dave Williams25
1975/76	Darryl Sittler5		Ian Turnbull9	Darryl Sittler12 Dave Williams75
1976/77	Lanny McDonald10		Darryl Sittler16	Darryl Sittler21 Dave Williams29
1977/78	Ian Turnbull6		Ian Turnbull10	Ian Turnbull16 Dave Williams63
1978/79	Darryl Sittler5		Ian Turnbull4 Darryl Sittler4	Darryl Sittler9 Dave Williams48
1979/80	Terry Martin2		Ian Turnbull3	Ron Wilson3 Ian Turnbull3 Darryl Sittler3 Laurie Boschman18
1980/81	Bruce Boudreau1 Rick Vaive1 Bill Derlago1 Ian Turnbull1		Rene Robert2 Borje Salming2	Rene Robert2 Borje Salming2 Barry Melrose15
1982/83	Walt Poddubny3 Bill Derlago3		Rick Vaive5 Miroslav Frycer5	Miroslav Frycer7 Rick Vaive7 Jim Korn26
1985/86	Steve Thomas6 Rick Vaive6		Gary Leeman10	Steve Thomas14 Wendel Clark47
1986/87	Wendel Clark6		Wendel Clark5 Mike Allison5 Vincent Damphousse5	Wendel Clark11 Todd Gill42 Dan Daoust42
1987/88	Ed Olczyk5		Ed Olczyk4 Al Iafrate4	Ed Olczyk9 Brian Curran41
1989/90	Gary Leeman3		Gary Leeman3 Mark Osborne3 Todd Gill3 Tom Kurvers3	Gary Leeman6 John Kordic33
1992/93	Dave Andreychuk12		Doug Gilmour25	Doug Gilmour35 Wendel Clark51
1993/94	Wendel Clark9		Doug Gilmour22	Doug Gilmour28 Mark Osborne52
1994/95	Mats Sundin5		Doug Gilmour6	Mats Sundin9 Dave Andreychuk25
1995/96	Mike Gartner4		Doug Gilmour7	Doug Gilmour8 Todd Gill24
1998/99	Mats Sundin8		Mats Sundin8 Bryan Berard8	Mats Sundin16 Kris King25
1999/00	Steve Thomas6		Mats Sundin5	Steve Thomas9 Tie Domi20
2000/01	Mats Sundin6 Steve Thomas6		Gary Roberts9	Mats Sundin13 Tie Domi20
2001/02	Alexander Mogilny8		Gary Roberts12	Gary Roberts19 Tie Domi61
2002/03	Alexander Mogilny5		Darcy Tucker3 Bryan McCabe3 Robert Svehla3	Alexander Mogilny7 Tie Domi13
2003/04	Joe Nieuwendyk6		Brian Leetch8	Mats Sundin9 Tie Domi41
2004/05	Did not play due to work stoppage			
2012/13	Phil Kessel4		James van Riemsdyk5	James van Riemsdyk7 Colton Orr18

ALL-TIME PLAYOFF SHUTOUTS

DATE	GOALTENDER	HOME/ROAD	OPPOSITION	SCORE
March 28, 1933	Lorne Chabot	Road	Boston Bruins	(1-0 OTW)
April 3, 1933	Lorne Chabot	Home	Boston Bruins	(1-0 OTW)
March 26, 1935	George Hainsworth	Road	Boston Bruins	(2-0 W)
March 28, 1935	George Hainsworth	Home	Boston Bruins	(3-0 W)
March 24, 1938	Turk Broda	Home	Boston Bruins	(1-0 OTW)
March 21, 1939	Turk Broda	Home	NY Americans	(4-0 W)
March 23, 1939	Turk Broda	Road	NY Americans	(2-0 W)
April 9, 1940	Turk Broda	Home	NY Rangers	(3-0 W)
April 16, 1942	Turk Broda	Road	Detroit Red Wings	(3-0 W)
March 20, 1945	Frank McCool	Road	Montreal Canadiens	(1-0 W)
April 6, 1945	Frank McCool	Road	Detroit Red Wings	(1-0 W)
April 8, 1945	Frank McCool	Road	Detroit Red Wings	(2-0 W)
April 12, 1945	Frank McCool	Home	Detroit Red Wings	(1-0 W)
April 10, 1947	Turk Broda	Road	Montreal Canadiens	(4-0 W)
April 11, 1948	Turk Broda	Road	Detroit Red Wings	(2-0 W)
March 22, 1949	Turk Broda	Road	Boston Bruins	(3-0 W)
March 28, 1950	Turk Broda	Road	Detroit Red Wings	(5-0 W)
April 1, 1950	Turk Broda	Home	Detroit Red Wings	(2-0 W)
April 6, 1950	Turk Broda	Road	Detroit Red Wings	(2-0 W)
April 1, 1951	Turk Broda	Road	Boston Bruins	(3-0 W)
April 8, 1951	Turk Broda	Road	Boston Bruins	(6-0 W)
March 27, 1956	Harry Lumley	Home	Detroit Red Wings	(2-0 W)
March 30, 1963	Johnny Bower	Road	Montreal Canadiens	(2-0 W)
April 4, 1963	Johnny Bower	Home	Montreal Canadiens	(5-0 W)
April 7, 1964	Johnny Bower	Home	Montreal Canadiens	(3-0 W)
April 25, 1964	Johnny Bower	Home	Detroit Red Wings	(4-0 W)
April 22, 1967	Johnny Bower	Road	Montreal Canadiens	(3-0 W)
April 9, 1976	Wayne Thomas	Home	Pittsburgh Penguins	(4-0 W)
April 13, 1978	Mike Palmateer	Road	Los Angeles Kings	(4-0 W)
April 21, 1978	Mike Palmateer	Home	NY Islanders	(2-0 W)
April 20, 1986	Ken Wregget	Road	St. Louis Blues	(3-0 W)
April 16, 1987	Ken Wregget	Home	St. Louis Blues	(4-0 W)
May 15, 1993	Felix Potvin	Home	St. Louis Blues	(6-0 W)
April 20, 1994	Felix Potvin	Home	Chicago Blackhawks	(1-0 OTW)
April 26, 1994	Felix Potvin	Home	Chicago Blackhawks	(1-0 OTW)
April 28, 1994	Felix Potvin	Road	Chicago Blackhawks	(1-0 W)
May 9, 1995	Felix Potvin	Road	Chicago Blackhawks	(3-0 W)
May 2, 1999	Curtis Joseph	Road	Philadelphia Flyers	(1-0 W)
April 12, 2000	Curtis Joseph	Home	Ottawa Senators	(2-0 W)
April 13, 2001	Curtis Joseph	Road	Ottawa Senators	(1-0 OTW)
April 14, 2001	Curtis Joseph	Road	Ottawa Senators	(3-0 W)
April 26, 2001	Curtis Joseph	Road	New Jersey Devils	(2-0 W)
April 20, 2002	Curtis Joseph	Home	New York Islanders	(2-0 W)
May 14, 2002	Curtis Joseph	Home	Ottawa Senators	(3-0 W)
May 25, 2002	Curtis Joseph	Road	Carolina Hurricanes	(1-0 W)
April 10, 2004	Ed Belfour	Home	Ottawa Senators	(2-0 W)
April 12, 2004	Ed Belfour	Road	Ottawa Senators	(2-0 W)
April 16, 2004	Ed Belfour	Home	Ottawa Senators	(2-0 W)

ALL-TIME PLAYOFF SCORING LEADERS

RANK	PLAYER	POSITION	GP	G	A	PTS
1.	DOUG GILMOUR	CENTRE	52	17	60	77
2.	MATS SUNDIN	CENTRE	77	32	38	70
3.	DAVE KEON	CENTRE	89	32	35	67
4.	DARRYL SITTLER	CENTRE	64	25	40	65
5.	WENDEL CLARK	LEFT WING	79	34	27	61
6.	TED KENNEDY	CENTRE	78	29	31	60
	GEORGE ARMSTRONG	RIGHT WING	110	26	34	60
	FRANK MAHOVLICH	LEFT WING	84	24	36	60
9.	RED KELLY	CENTRE	70	17	38	55
10.	SYL APPS	CENTRE	69	25	29	54
11.	BOB PULFORD	CENTRE	89	25	26	51
12.	BORJE SALMING	DEFENCE	81	12	37	49
13.	STEVE THOMAS	RIGHT WING	63	26	20	46
14.	IAN TURNBULL	DEFENCE	55	13	32	45
15.	TIM HORTON	DEFENCE	97	9	32	41
16.	GARY ROBERTS	LEFT WING	50	14	26	40
17.	NICK METZ	LEFT WING	76	19	20	39
18.	MAX BENTLEY	CENTRE	40	14	24	38
19.	LANNY McDONALD	RIGHT WING	45	20	17	37
	DICK DUFF	LEFT WING	54	14	23	37
21.	GORD DRILLON	LEFT WING	45	22	13	35
22.	DAVE ANDREYCHUK	LEFT WING	46	20	14	34
23.	DAVE ELLETT	DEFENCE	52	7	25	32
24.	TODD GILL	DEFENCE	77	5	26	31
	ALLAN STANLEY	DEFENCE	82	4	27	31
26.	RON STEWART	RIGHT WING	82	10	18	28
	TOMAS KABERLE	DEFENCE	77	6	22	28
28.	SID SMITH	LEFT WING	44	17	10	27
	SERGEI BEREZIN	LEFT WING	40	12	15	27
30.	RON ELLIS	RIGHT WING	70	18	8	26
	CHARLIE CONACHER	RIGHT WING	41	14	12	26
	BRYAN McCABE	DEFENCE	51	10	16	26
33.	HARVEY JACKSON	LEFT WING	54	17	8	25
34.	ALEXANDER MOGILNY	RIGHT WING	39	15	9	24
	DAVE SCHRINER	LEFT WING	47	14	10	24
36.	RICK VAIVE	RIGHT WING	32	14	9	23
	HARRY WATSON	LEFT WING	50	14	9	23
	JOE PRIMEAU	CENTRE	38	5	18	23
39.	BOB DAVIDSON	RIGHT WING	82	5	17	22
40.	DARCY TUCKER	RIGHT WING	58	10	11	21
	TOM FERGUS	CENTRE	23	9	12	21
	DMITRI MIRONOV	DEFENCE	38	9	12	21
	MARK OSBORNE	LEFT WING	57	9	12	21
	GARY LEEMAN	RIGHT WING	24	7	14	21
45.	JOE KLUKAY	LEFT WING	56	12	8	20
	MIKE GARTNER	RIGHT WING	29	11	9	20
47.	RUSS COURTNALL	CENTRE	29	8	11	19
	PAT BOUTETTE	RIGHT WING	38	6	13	19
49.	BILL HARRIS	CENTRE	62	8	10	18
	GLENN ANDERSON	RIGHT WING	21	7	11	18
	BILLY TAYLOR	CENTRE	28	5	13	18
	CARL BREWER	DEFENCE	63	3	15	18

ALL-TIME PLAYOFF OVERTIME RESULTS

DATE	OPPONENT	SCORER	TIME	RESULT	SCORE
Mar. 26, 1929	New York Rangers	Frank Boucher	2:03	Lost	2-1
Mar. 26, 1931	at Chicago Blackhawks	Stew Adams	19:20	Lost	2-1
Apr. 2, 1932	Montreal Maroons	Bob Gracie	17:59	Won	3-2
Mar. 25, 1933	at Boston Bruins	Marty Barry	14:14	Lost	2-1
Mar. 28, 1933	at Boston Bruins	Busher Jackson	15:03	Won	1-0
Mar. 30, 1933	Boston Bruins	Eddie Shore	4:23	Lost	2-1
Apr. 3, 1933	Boston Bruins	Ken Doraty	104:46	Won	1-0
Apr. 13, 1933	New York Rangers	Bill Cook	7:33	Lost	1-0
Mar. 22, 1934	Detroit Red Wings	Herbie Lewis	1:33	Lost	2-1
Mar. 23, 1935	at Boston Bruins	Dit Clapper	33:26	Lost	1-0
Mar. 30, 1935	Boston Bruins	Pep Kelly	1:36	Won	2-1
Apr. 4, 1935	Montreal Maroons	Dave Trottier	5:28	Lost	3-2
Apr. 9, 1936	Detroit Red Wings	Buzz Boll	0:31	Won	4-3
Mar. 25, 1937	at New York Rangers	Babe Pratt	13:05	Lost	2-1
Mar. 24, 1938	Boston Bruins	George Parsons	21:31	Won	1-0
Mar. 29, 1938	at Boston Bruins	Gordie Drillon	10:04	Won	3-2
Apr. 1, 1939	Detroit Red Wings	Gordie Drillon	5:42	Won	5-4
Apr. 9, 1939	at Boston Bruins	Doc Romnes	10:38	Won	3-2
Mar. 19, 1940	Chicago Blackhawks	Syl Apps	6:35	Won	3-2
Apr. 2, 1940	at New York Rangers	Alf Pike	15:30	Lost	2-1
Apr. 11, 1940	New York Rangers	Muzz Patrick	31:43	Lost	2-1
Apr. 13, 1940	New York Rangers	Bryan Hextall	2:07	Lost	3-2
Mar. 29, 1941	at Boston Bruins	Pete Langelle	17:31	Won	2-1
Mar. 23, 1943	at Detroit Red Wings	Jack McLean	70:18	Won	3-2
Mar. 30, 1943	Detroit Red Wings	Adam Brown	9:21	Lost	3-2
Mar. 27, 1945	Montreal Canadiens	Gus Bodnar	12:36	Won	4-3
Apr. 21, 1945	Detroit Red Wings	Ed Bruneteau	14:16	Lost	1-0
Mar. 26, 1947	Detroit Red Wings	Howie Meeker	3:05	Won	3-2
Apr. 15, 1947	Montreal Canadiens	Syl Apps	16:36	Won	2-1
Mar. 24, 1948	Boston Bruins	Nick Metz	17:03	Won	5-4
Mar. 26, 1949	Boston Bruins	Woody Dumart	16:14	Lost	5-4
Apr. 8, 1949	at Detroit Red Wings	Joe Klukay	17:31	Won	3-2
Apr. 4, 1950	Detroit Red Wings	Leo Reise	20:38	Lost	2-1
Apr. 9, 1950	at Detroit Red Wings	Leo Reise	8:39	Lost	1-0
*Mar. 31, 1951	Boston Bruins	No Scorer	20:00	Tie	1-1
Apr. 11, 1951	Montreal Canadiens	Sid Smith	5:51	Won	3-2
Apr. 14, 1951	Montreal Canadiens	Maurice Richard	2:55	Lost	3-2
Apr. 17, 1951	at Montreal Canadiens	Ted Kennedy	4:47	Won	2-1
Apr. 19, 1951	at Montreal Canadiens	Harry Watson	5:15	Won	3-2
Apr. 21, 1951	Montreal Canadiens	Bill Barilko	2:53	Won	3-2
Apr. 1, 1954	at Detroit Red Wings	Ted Lindsay	21:01	Lost	4-3
Mar. 24, 1956	Detroit Red Wings	Ted Lindsay	4:22	Lost	5-4
Mar. 28, 1959	Boston Bruins	Gerry Ehman	5:02	Won	3-2
Mar. 31, 1959	Boston Bruins	Frank Mahovlich	11:21	Won	3-2
Apr. 14, 1959	Montreal Canadiens	Dick Duff	10:06	Won	3-2
Mar. 27, 1960	at Detroit Red Wings	Frank Mahovlich	43:00	Won	5-4
Mar. 29, 1960	at Detroit Red Wings	Gerry Melnyk	1:54	Lost	2-1
Mar. 22, 1961	Detroit Red Wings	George Armstrong	24:51	Won	3-2
Apr. 5, 1962	New York Rangers	Red Kelly	24:23	Won	3-2
Apr. 14, 1964	Detroit Red Wings	Larry Jeffrey	7:52	Lost	4-3
Apr. 23, 1964	at Detroit Red Wings	Bob Baun	1:43	Won	4-3
Apr. 6, 1965	Montreal Canadiens	Dave Keon	4:17	Won	3-2
Apr. 13, 1965	Montreal Canadiens	Claude Provost	16:33	Lost	4-3
Apr. 25, 1967	Montreal Canadiens	Bob Pulford	28:26	Won	3-2
Apr. 15, 1971	New York Rangers	Bob Nevin	9:07	Lost	2-1

* Game was called after one overtime period due to Toronto Curfew Law

ALL-TIME PLAYOFF OVERTIME RESULTS

DATE	OPPONENT	SCORER	TIME	RESULT	SCORE
Apr. 6, 1972	at Boston Bruins	Jim Harrison	2:58	Won	4-3
Apr. 14, 1974	Boston Bruins	Ken Hodge	1:27	Lost	4-3
Apr. 8, 1975	at Los Angeles Kings	Mike Murphy	8:53	Lost	3-2
Apr. 10, 1975	Los Angeles Kings	Blaine Stoughton	10:19	Won	3-2
Apr. 19, 1975	Philadelphia Flyers	Andre Dupont	1:45	Lost	4-3
Apr. 15, 1977	Philadelphia Flyers	Rick MacLeish	2:55	Lost	4-3
Apr. 17, 1977	Philadelphia Flyers	Reggie Leach	19:10	Lost	6-5
Apr. 19, 1978	at New York Islanders	Mike Bossy	2:50	Lost	3-2
Apr. 25, 1978	at New York Islanders	Bob Nystrom	8:02	Lost	2-1
Apr. 29, 1978	at New York Islanders	Lanny McDonald	4:13	Won	2-1
Apr. 21, 1979	Montreal Canadiens	Cam Connor	25:25	Lost	4-3
Apr. 22, 1979	Montreal Canadiens	Larry Robinson	4:14	Lost	5-4
Apr. 11, 1980	Minnesota North Stars	Al MacAdam	0:32	Lost	4-3
Apr. 7, 1983	at Minnesota North Stars	Bobby Smith	5:03	Lost	5-4
Apr. 10, 1983	Minnesota North Stars	Dino Ciccarelli	8:05	Lost	5-4
Apr. 26, 1986	at St. Louis Blues	Mark Reeds	7:11	Lost	4-3
Apr. 9, 1987	at St. Louis Blues	Rick Lanz	10:17	Won	3-2
Apr. 27, 1987	Detroit Red Wings	Mike Allison	9:31	Won	3-2
Apr. 12, 1988	at Detroit Red Wings	Ed Olczyk	0:34	Won	6-5
Apr. 8, 1990	St. Louis Blues	Sergio Momesso	6:04	Lost	6-5
Apr. 27, 1993	at Detroit Red Wings	Mike Foligno	2:05	Won	5-4
May 1, 1993	at Detroit Red Wings	Nikolai Borschevsky	2:35	Won	4-3
May 3, 1993	St. Louis Blues	Doug Gilmour	23:16	Won	2-1
May 5, 1993	St. Louis Blues	Jeff Brown	23:03	Lost	2-1
May 25, 1993	Los Angeles Kings	Glenn Anderson	19:20	Won	3-2
May 27, 1993	at Los Angeles Kings	Wayne Gretzky	1:41	Lost	5-4
Apr. 20, 1994	Chicago Blackhawks	Todd Gill	2:15	Won	1-0
Apr. 24, 1994	at Chicago Blackhawks	Jeremy Roenick	1:23	Lost	4-3
May 12, 1994	San Jose Sharks	Mike Gartner	8:53	Won	3-2
May 16, 1994	Vancouver Canucks	Peter Zezel	16:55	Won	3-2
May 24, 1994	at Vancouver Canucks	Greg Adams	20:14	Lost	4-3
May 17, 1995	Chicago Blackhawks	Randy Wood	10:00	Won	5-4
Apr. 18, 1996	St. Louis Blues	Mats Sundin	4:02	Won	5-4
Apr. 21, 1996	at St. Louis Blues	Glenn Anderson	1:24	Lost	3-2
Apr. 25, 1996	St. Louis Blues	Mike Gartner	7:31	Won	5-4
Apr. 30, 1999	Philadelphia Flyers	Yanic Perreault	11:51	Won	2-1
May 13, 1999	at Pittsburgh Penguins	Sergei Berezin	2:18	Won	3-2
May 17, 1999	at Pittsburgh Penguins	Garry Valk	1:57	Won	4-3
Apr. 22, 2000	Ottawa Senators	Steve Thomas	14:47	Won	2-1
Apr. 13, 2001	at Ottawa Senators	Mats Sundin	10:49	Won	1-0
Apr. 16, 2001	Ottawa Senators	Cory Cross	2:16	Won	3-2
Apr. 28, 2001	at New Jersey Devils	Randy McKay	5:31	Lost	6-5
May 1, 2001	New Jersey Devils	Brian Rafalski	7:00	Lost	3-2
May 4, 2002	Ottawa Senators	Gary Roberts	44:30	Won	3-2
May 19, 2002	at Carolina Hurricanes	Niclas Wallin	13:42	Lost	2-1
May 21, 2002	Carolina Hurricanes	Jeff O'Neill	6:01	Lost	2-1
May 28, 2002	Carolina Hurricanes	Martin Gelinias	8:05	Lost	2-1
Apr. 14, 2003	Philadelphia Flyers	Tomas Kaberle	27:20	Won	4-3
Apr. 16, 2003	Philadelphia Flyers	Mark Recchi	53:54	Lost	3-2
Apr. 21, 2003	Philadelphia Flyers	Travis Green	30:51	Won	2-1
Apr. 18, 2004	at Ottawa Senators	Mike Fisher	21:47	Lost	2-1
May 4, 2004	Philadelphia Flyers	Jeremy Roenick	7:39	Lost	3-2
May 8, 2013	Boston Bruins	David Krejci	13:06	Lost	4-3
May 13, 2013	at Boston Bruins	Patrice Bergeron	6:05	Lost	5-4

TEAM PLAYOFF RECORDS (SERIES)

Team Records, Series

TWO GAME SERIES

Most Goals

11* 1978 Preliminary vs. Los Angeles

Most Goals, Opponent

6 1936 Quarter-Final vs. Boston

Most Goals, Both Teams

14 1936 Quarter-Final vs. Boston
(Leafs: 8 goals, Bruins: 6 goals)

14 1979 Preliminary vs. Atlanta
(Leafs: 9 goals, Flames: 5 goals)

Fewest Goals

1 1937 Quarter-Final vs. NY Rangers

Fewest Goals, Opponent

0** 1939 Quarter-Final vs. NY Rangers

Fewest Goals, Both Teams

4 1929 Semi-Final vs. NY Rangers (Leafs: 1 goal,
Rangers: 3 goals)

THREE GAME SERIES

Most Goals

18 1932 Final vs. NY Rangers

18 1986 Division Semi-Final vs. Chicago

Most Goals, Opponent

20 1981 Preliminary vs. NY Islanders

Most Goals, Both Teams

28 1932 Final vs. NY Rangers
(Leafs: 18 goals, Rangers: 10 goals)

Fewest Goals

4 1935 Final vs. Montreal

4 1981 Preliminary vs. NY Islanders

Fewest Goals, Opponent

3 1936 Semi-Final vs. NY Americans

3 1938 Semi-Final vs. Boston

3 1976 Preliminary vs. Pittsburgh

Fewest Goals, Both Teams

9 1936 Semi-Final vs. NY Americans
(Leafs: 6 goals, Americans: 3 goals)

9 1938 Semi-Final vs. Boston
(Leafs: 6 goals, Bruins: 3 goals)

FOUR GAME SERIES

Most Goals

18 1948 Final vs. Detroit

18 1983 Division Semi-Final vs. Minnesota

Most Goals, Opponent

24 1969 Quarter-Final vs. Boston

Most Goals, Both Teams

36** 1983 Quarter-Final vs. Minnesota
(Leafs: 18 goals, North Stars: 18 goals)

Fewest Goals

3 1952 Semi-Final vs. Detroit

Fewest Goals, Opponent

2 1935 Semi-Final vs. Boston

Fewest Goals, Both Teams

9* 1935 Semi-Final vs. Boston
(Leafs: 7 goals, Bruins: 2 goals)

FIVE GAME SERIES

Most Goals

20 1948 Semi-Final vs. Boston

Most Goals, Opponent

23 1944 Semi-Final vs. Montreal

Most Goals, Both Teams

37 1999 Conference Final vs. Buffalo
(Leafs: 16 goals, Sabres: 21 goals)

Fewest Goals

6 1939 Final vs. Boston

6 1944 Semi-Final vs. Montreal

Fewest Goals, Opponent

6 1963 Semi-Final vs. Montreal

Fewest Goals, Both Teams

16 1933 Semi-Final vs. Boston
(Leafs: 9 goals, Bruins: 7 goals)

SIX GAME SERIES

Most Goals

22 1962 Semi-Final vs. NY Rangers

Most Goals, Opponent

32 1988 Division Semi-Final vs. Detroit

Most Goals, Both Teams

52 1988 Division Semi-Final vs. Detroit
(Leafs: 20 goals, Red Wings: 32 goals)

Fewest Goals

6 2002 Conference Final vs. Carolina

Fewest Goals, Opponent

5* 1951 Semi-Final vs. Boston

Fewest Goals, Both Teams

16* 2002 Conference Final vs. Carolina
(Leafs: 6 goals, Hurricanes: 10 goals)

SEVEN GAME SERIES

Most Goals

26 1994 Conference Semi-Final vs. San Jose

Most Goals, Opponent

33 1976 Quarter-Final vs. Philadelphia

Most Goals, Both Teams

56 1976 Quarter-Final vs. Philadelphia
(Leafs: 23 goals, Flyers: 33 goals)

Fewest Goals

9** 1945 Final vs. Detroit

Fewest Goals, Opponent

9* 1945 Final vs. Detroit

* NHL Record

** Ties NHL Record

TEAM PLAYOFF RECORDS (SERIES)

Fewest Goals, Both Teams

18* 1945 Final vs. Detroit
(Leafs: 9 goals, Red Wings 9 goals)

PENALTIES, SERIES

Most Penalty Minutes

230 1976 Quarter-Final vs. Philadelphia

Most Penalty Minutes, Opponent

295 1976 Quarter-Final vs. Philadelphia

Most Penalty Minutes, Both Teams

525 1976 Quarter-Final vs. Philadelphia
(Leafs: 230 penalty minutes, Flyers: 295 penalty minutes)

Most Penalties

65 1976 Quarter-Final vs. Philadelphia

Most Penalties, Opponent

92 1976 Quarter-Final vs. Philadelphia

Most Penalties, Both Teams

157 1976 Quarter-Final vs. Philadelphia
(Leafs: 65 penalties, Flyers: 92 penalties)

Fewest Penalties, Both Teams, Seven Game Series

19* Detroit Red Wings (10), Toronto Maple Leafs (9) in 1945 Final. Detroit received 10 minors, Toronto received 9 minors. Detroit won series 4-3.

Fewest Penalties, One Team, Best-of-Seven Series

9* Toronto Maple Leafs in 1945 Final. Toronto received 9 minors. Detroit won series 4-3.

POWERPLAY GOALS, SERIES

Most Powerplay Goals

12 1976 Quarter-Final vs. Philadelphia

Most Powerplay Goals, Both Teams

20 1976 Quarter-Final vs. Philadelphia
(Leafs: 12 powerplay goals, Flyers: 8 powerplay goals)

MOST OVERTIME GAMES, ONE SERIES


5* Toronto Maple Leafs, Montreal Canadiens in 1951. Toronto won best-of-seven series 4-1.

MOST SHUTOUTS, BOTH TEAMS, ONE SERIES

5* Toronto Maple Leafs (3), Detroit Red Wings (2) in 1945 Final. Toronto won best-of-seven series 4-3.
Toronto Maple Leafs (3), Detroit Red Wings (2) in 1950 Semi-Final. Detroit won best-of-seven series 4-3.

* NHL Record

** Ties NHL Record



Bill Barilko's 1951 Stanley Cup Winning Goal in Overtime

TEAM PLAYOFF RECORDS (GAME)

Team Records, Game

GOALS, GAME

Most Goals

9 Apr. 14, 1942 vs. Detroit, W 9-3

Most Goals, Opponent

11 Mar. 30, 1944 at Montreal, L 11-0

Most Goals, Both Teams

13 Apr. 7, 1936 at Detroit, L 9-4
13 May 29, 1945 at Montreal, L 10-3
13 Apr. 22, 1976 vs. Philadelphia, W 8-5

Most Powerplay Goals

5 Apr. 15, 1976 vs. Philadelphia, W 5-4

Most Powerplay Goals, Opponent

6* Apr. 2, 1969 at Boston, L 10-0

Most Powerplay Goals, Both Teams

6 Apr. 2, 1969 at Boston, L 10-0
(Leafs: 0 powerplay goals, Bruins: 6 powerplay goals)
6 Apr. 15, 1976 vs. Philadelphia, W 5-4
(Leafs: 5 powerplay goals, Flyers: 1 powerplay goal)

Most Shorthanded Goals

3** May 8, 1994 at San Jose, W 8-3

Most Shorthanded Goals, Both Teams

4** May 8, 1994 at San Jose, W 8-3
(Leafs: 3 shorthanded goals, Sharks: 1 shorthanded goal)

FASTEST GOALS, GAME

Fastest Two Goals From Start of Game, One Player

1:08* Dick Duff - Apr. 9, 1963 vs. Detroit (Terry Sawchuk). Duff scored at 0:49 and 1:08.

Fastest Goal From Start of Game

0:15 Apr. 11, 1951 vs. Montreal, Sid Smith, W 3-2

Fastest Goal From Start of Period (other than first)

0:10 Mar. 28, 1950 at Detroit, 2nd period, Joe Klukay, W 5-0

Fastest Two Goals

0:11 Apr. 12, 1979 vs. Atlanta, 1st period, Darryl Sittler (4:16), Ron Ellis (4:27), W 7-4

Fastest Three Goals

0:23* Apr. 12, 1979 vs. Atlanta, 1st period, Darryl Sittler (4:04), Darryl Sittler (4:16), Ron Ellis (4:27), W 7-4

Fastest Goal From Start of Game, Opponent

0:09 Apr. 1, 1954 at Detroit, Gordie Howe, L 4-3
0:09 Apr. 13, 1967 vs. Chicago, Ken Wharram, L 4-3

Fastest Goal From Start of Period (other than first), Opponent

0:12 Apr. 10, 1983 vs. Minnesota, 3rd period, Bobby Smith, L 5-4

Fastest Two Goals, Opponent

0:07 Apr. 18, 1986 at St. Louis, 2nd period, Gino Cavallini (2:40), Ron Flockhart (2:47), L 6-1

Fastest Two Goals, Both Teams

0:09 May 23, 1999 vs. Buffalo, 1st period, Vaclav Varada, BUF (4:23), Mats Sundin, TOR (4:32), L 5-4

Fastest Three Goals, Both Teams

0:38 Apr. 13, 1963 vs. Montreal, 1st period, Red Kelly, TOR (3:11), John Ferguson, MTL (3:32), Ron Ellis, TOR (3:49), L 4-3

Fastest Four Goals, Both Teams

1:33* Apr. 20, 1976 at Philadelphia, 2nd period, Don Saleski, PHI (10:04), Bob Neely, TOR (10:42), Gary Dornhoefer, PHI (11:24), Don Saleski, PHI (11:37), L 7-1

Fastest Four Goals, Opponent

2:35* Mar. 30, 1944 at Montreal, 3rd period, Toe Blake (7:58), Toe Blake (8:37), Maurice Richard (9:17), Ray Getliffe (10:33), 0-11 L

Fastest Five Goals, Both Teams

4:19 Apr. 9, 1932 vs. NY Rangers, 3rd period, Ace Bailey, TOR (15:07), Fred Cook, NYR (16:32), Bob Gracie, TOR (17:36), Frank Boucher, NYR (18:26), Frank Boucher, NYR (19:26), W 6-4

Fastest Five Goals, Opponent

3:36* Mar. 30, 1944 at Montreal, 3rd period, Toe Blake (7:58), Toe Blake (8:37), Maurice Richard (9:17), Ray Getliffe (10:33), Buddy O'Connor (11:34) 0-11 L

SHOTS ON GOAL, GAME (SINCE 1955/56)

Most Shots

64 May 3, 1993 vs. St. Louis, W 2-1

Most Shots, Opponent

75 Apr. 16, 2003 vs. Philadelphia, L 3-2

Fewest Shots

6 May 8, 2000 at New Jersey, L 3-0

Fewest Shots, Opponent

14 May 13, 1999 at Pittsburgh, W 3-2

PENALTIES, GAME

Most Penalty Minutes

109 Apr. 10, 1979 vs. Atlanta, W 2-1

Most Penalty Minutes, Opponent

110 Apr. 10, 1979 vs. Atlanta, W 2-1

Most Penalty Minutes, Both Teams

219 Apr. 10, 1979 vs. Atlanta, W 2-1
(Leafs: 109 penalty minutes, Flames: 110 penalty minutes)

Most Penalties

24 Apr. 10, 1979 vs. Atlanta, W 2-1

Most Penalties, Opponent

30 Apr. 15, 1976 vs. Philadelphia, L 4-3

Most Penalties, Both Teams

46 Apr. 10, 1979 vs. Atlanta, W 2-1
(Leafs: 24 penalties, Flames: 22 penalties)

* NHL Record

** Ties NHL Record

TEAM PLAYOFF RECORDS (PERIOD)

Team Records, Period

GOALS, PERIOD

Most Goals

6 Mar. 26, 1936 vs. Boston, 2nd period, W 8-3

Most Goals, Opponent

7 Mar. 30, 1944 at Montreal, 3rd period, L 11-0

Most Goals, Both Teams

7 Mar. 26, 1936 vs. Boston, 2nd period, W 8-3 (Leafs: 6 goals, Boston: 1 goal)
7 Mar. 30, 1944 at Montreal, 3rd period, L 11-0 (Leafs: 0 goals, Montreal: 7 goals)

Most Powerplay Goals

4** Mar. 26, 1936 vs. Boston, 2nd period, W 8-3

Most Shorthanded Goals

2** Apr. 5, 1947 vs. Detroit, 1st period, W 6-1
2** Apr. 13, 1965 vs. Montreal, 1st period, L 4-3
2** May 8, 1994 at San Jose, 3rd period, W 8-3

Most Shorthanded Goals, Both Teams

3** Apr. 5, 1947 vs. Detroit, 1st period, W 6-1 (Leafs: 2 shorthanded goals, Red Wings: 1 shorthanded goal)
3** May 8, 1994 at San Jose, 3rd period, W 8-3 (Leafs: 2 shorthanded goals, Sharks: 1 shorthanded goal)

SHOTS ON GOAL, PERIOD (SINCE 1955/56)

Most Shots

27 Apr. 15, 1976 vs. Philadelphia, 2nd period, W 5-4

Most Shots, Opponent

30 Apr. 8, 1980 at Minnesota, 2nd period, L 6-3

Fewest Shots

1 May 8, 2000 at New Jersey, 3rd period, L 3-0
1 Apr. 26, 2001 at New Jersey, 3rd period, W 2-0

Fewest Shots, Opponent

1 May 17, 1993 vs. Los Angeles, 3rd period, W 4-1
1 May 14, 2002 vs. Ottawa, 2nd period, W 3-0
1 Apr. 25, 2004 at Philadelphia, 2nd period, L 2-1

PENALTIES, PERIOD

Most Penalty Minutes

87 Apr. 10, 1979 at Atlanta, 2nd period, W 2-1

Most Penalty Minutes, Opponent

94 Apr. 10, 1979 at Atlanta, 2nd period, W 2-1

Most Penalty Minutes, Both Teams

181 Apr. 10, 1979 at Atlanta, 2nd period, W 2-1 (Leafs: 87 penalty minutes, Flames: 94 penalty minutes)

Most Penalties

17 Apr. 10, 1979 at Atlanta, 2nd period, W 2-1

Most Penalties, Opponent

19 Apr. 10, 1979 at Atlanta, 2nd period, W 2-1

Most Penalties, Both Teams

36 Apr. 10, 1979 at Atlanta, 2nd period, W 2-1 (Leafs: 17 penalties, Flames: 19 penalties)

* NHL Record

** Ties NHL Record



Ron Ellis

INDIVIDUAL PLAYOFF RECORDS (CAREER)

Individual Records, Career

GAMES PLAYED, CAREER

Most Games, Goaltender

101	Walter Broda
74	Johnny Bower
60	Curtis Joseph

Most Games, Defence

97	Tim Horton
92	Bob Baun
82	Allan Stanley

Most Games, Centre

89	Dave Keon
89	Bob Pulford
78	Ted Kennedy

Most Games, Left Wing

84	Frank Mahovlich
79	Wendel Clark
76	Nick Metz

Most Games, Right Wing

110	George Armstrong
86	Tie Dorn
82	Bob Davidson
82	Ron Stewart

GOALS, CAREER

Most Goals, Defence

13	Ian Turnbull
12	Borje Salming
10	Bryan McCabe

Most Goals, Centre

32	Mats Sundin
32	Dave Keon
29	Ted Kennedy

Most Goals, Left Wing

34	Wendel Clark
24	Frank Mahovlich
22	Gord Drillon

Most Goals, Right Wing

26	George Armstrong
26	Steve Thomas
20	Lanny McDonald

ASSISTS, CAREER

Most Assists, Defence

37	Borje Salming
32	Tim Horton
32	Ian Turnbull

Most Assists, Centre

60	Doug Gilmour
40	Darryl Sittler
38	Mats Sundin
38	Red Kelly

Most Assists, Left Wing

36	Frank Mahovlich
27	Wendel Clark
26	Gary Roberts

Most Assists, Right Wing

34	George Armstrong
20	Steve Thomas
18	Ron Stewart

POINTS, CAREER

Most Points, Defence

49	Borje Salming
45	Ian Turnbull
41	Tim Horton

Most Points, Centre

77	Doug Gilmour
70	Mats Sundin
67	Dave Keon

Most Points, Left Wing

61	Wendel Clark
60	Frank Mahovlich
40	Gary Roberts

Most Points, Right Wing

60	George Armstrong
46	Steve Thomas
37	Lanny McDonald

PENALTY MINUTES, CAREER

Most Penalty Minutes, Defence

171	Todd Gill
170	Red Horner
165	Bob Baun

Most Penalty Minutes, Centre

126	Bob Pulford
120	Darryl Sittler
90	Doug Gilmour

Most Penalty Minutes, Left Wing

240	Dave Williams
185	Wendel Clark
135	Frank Mahovlich

Most Penalty Minutes, Right Wing

183	Tie Dorn
107	Eddie Shack
95	Pat Boutette

GOALTENDERS, CAREER

Most Wins

60	Walter Broda
34	Johnny Bower
32	Curtis Joseph

Most Shutouts

13	Walter Broda
8	Curtis Joseph
5	Johnny Bower
5	Felix Potvin

Lowest Goals Against Average (minimum 10 games)

1.67	Lorne Chabot
1.98	Walter Broda
2.23	Frank McCool

* NHL Record

** Ties NHL Record

Individual Records, Season

GOALS, SEASON

Most Goals, Defence

6	Dmitri Mironov (1994)
6	Ian Turnbull (1978)
5	Bryan McCabe (2002)

Most Goals, Centre

10	Doug Gilmour (1993)
8	Mats Sundin (1999)
8	Ted Kennedy (1948)

Most Goals, Left Wing

12	Dave Andreychuk (1993)
10	Wendel Clark (1993)
9	Wendel Clark (1994)

Most Goals, Right Wing

10	Lanny McDonald (1977)
8	Alexander Mogilny (2002)
7	Glenn Anderson (1993)
7	George Armstrong (1962)
7	Jim Pappin (1967)

ASSISTS, SEASON

Most Assists, Defence

15	Dave Ellett (1994)
13	Tim Horton (1962)
10	Todd Gill (1993)
10	Ian Turnbull (1978)

Most Assists, Centre

25	Doug Gilmour (1993)
22	Doug Gilmour (1994)
16	Darryl Sittler (1977)

Most Assists, Left Wing

12	Gary Roberts (2002)
11	Frank Mahovlich (1964)
10	Wendel Clark (1993)
10	Dick Duff (1962)

Most Assists, Right Wing

11	Glenn Anderson (1993)
10	Gary Leeman (1986)
8	Jim Pappin (1967)
8	George Armstrong (1964)

POINTS, SEASON

Most Points, Defence

18	Dave Ellett (1994)
16	Ian Turnbull (1978)
16	Tim Horton (1962)

Most Points, Centre

35	Doug Gilmour (1993)
28	Doug Gilmour (1994)
21	Darryl Sittler (1977)

Most Points, Left Wing

20	Wendel Clark (1993)
19	Gary Roberts (2002)
19	Dave Andreychuk (1993)

Most Points, Right Wing

18	Glenn Anderson (1993)
17	Lanny McDonald (1977)
15	Jim Pappin (1967)

PENALTY MINUTES, SEASON

Most Penalty Minutes, Defence

55	Red Horner (1940)
42	Todd Gill (1987)
42	Bob Baun (1964)

Most Penalty Minutes, Centre

42	Doug Gilmour (1994)
42	Dan Daoust (1987)
38	Forbes Kennedy (1969)

Most Penalty Minutes, Left Wing

75	Dave Williams (1976)
63	Dave Williams (1978)
56	Gary Roberts (2002)

Most Penalty Minutes, Right Wing

61	Tie Domi (2002)
42	Mike Foligno (1993)
41	Tie Domi (2004)

GOALTENDERS, SEASON

Most Playoff Shutouts

4	Frank McCool (1945)
3	Ed Belfour (2004)
3	Curtis Joseph (2002)
3	Curtis Joseph (2001)
3	Felix Potvin (1994)
3	Walter Broda (1950)

Most Consecutive Shutouts, Season

3	Frank McCool - 1945. McCool shutout Detroit three times, 1-0 April 6; 2-0 April 8, 1-0 April 12. Toronto won best of seven F 4-3.
---	---

* NHL Record

** Ties NHL Record

INDIVIDUAL PLAYOFF RECORDS (SERIES)

Individual Records, Series

Most Goals, Series

9 Babe Dye in 1922 Final, vs. Vancouver

Most Defencemen Goals, Series

4 Ian Turnbull in 1978 2nd round, vs. N.Y. Islanders

Most Assists, Series

13 Doug Gilmour in 1994 CSF, 7 games vs. San Jose

Most Defencemen Assists, Series

7 Dave Ellett in 1994 CSF, 7 games vs. San Jose
Ian Turnbull in 1976 2nd round, vs. Philadelphia
Tim Horton in 1962 SF, vs. N.Y. Rangers

Most Points, Series

16 Doug Gilmour in 1994 CSF, 7 games vs. San Jose

Most Defencemen Points, Series

9 Ian Turnbull in 1976 2nd round, 7 games vs. Philadelphia
9 Tim Horton in 1962 SF, 6 games vs. NY Rangers

Most Powerplay Goals, Series

4 Dave Andreychuk in 1993 1st round, vs. St. Louis
Steve Thomas in 2001 CSF, vs. New Jersey

Most Shorthanded Goals, Series

2 Dave Keon in 1963 F vs. Detroit, won by Toronto 4-1
Bob Pulford in 1964 F vs. Detroit, won by Toronto 4-3
Mark Osborne in 1994 CSF vs. San Jose, won by Toronto 4-3

Most Shutouts, Series

3** Frank McCool, 1945 F vs. Detroit. 7 games
Turk Broda, 1950 F vs. Detroit. 7 games
Felix Potvin, 1994 CQF vs. Chicago. 6 games
Ed Belfour, 2004 CQF vs. Ottawa. 7 games

Most Opponent Goals, Series

7 Maurice Richard (Montreal) in 1944 SF

Most Opponent Defencemen Goals, Series

3 Bucko McDonald (Detroit) in 1936 Final
Butch Bouchard (Montreal) in 1945 SF
Larry Robinson (Montreal) in 1979 CSF
Brad Maxwell (Minnesota) in 1983 QTR
Gary Suter (Chicago) in 1994 CQF
Brian Rafalski (New Jersey) in 2001 CSF

Most Opponent Assists, Series

9 Wayne Gretzky (St. Louis) in 1996 CQF

Most Opponent Defencemen Assists, Series

9 Paul Coffey (Detroit) in 1993 1st

Most Opponent Points, Series

13 David Krejci (Boston) in 2013 1st

Most Opponent Defencemen Points, Series

11 Paul Coffey (Detroit) in 1993 1st

Most Opponent Powerplay Goals, Series

4 Stu Barnes (Buffalo) in 1999 CF
Phil Esposito (Boston) in 1969 2nd

Most Opponent Shorthanded Goals, Series

2 Dixon Ward (Buffalo) in 1999 CF

* NHL Record

** Ties NHL Record



Dave Ellett

INDIVIDUAL PLAYOFF RECORDS (GAME)

Individual Records, Game

GOALS, GAME

Most Goals

5** Darryl Sittler, Apr. 22, 1976 vs. Philadelphia, W 8-5

Most Goals, Opponent

5** Maurice Richard, Mar. 23, 1944 at Montreal, L 5-1

Most Powerplay Goals

3** Sid Smith, Apr. 10, 1949 at Detroit, W 3-1

Most Powerplay Goals, Opponent

3** Phil Esposito, Apr. 2, 1969 at Boston, L 10-0

Most Shorthanded Goals

2** Dave Keon, Apr. 18, 1963 vs. Detroit, W 3-1

ASSISTS, GAME

Most Assists

4 Ian Turnbull, Apr. 22, 1976 vs. Philadelphia, W 8-5

4 Doug Gilmour, May 8, 1994 at San Jose, W 8-3

Most Assists, Opponent

5 Toe Blake, Mar. 23, 1944 at Montreal, L 5-1

POINTS, GAME

Most Points

6 Darryl Sittler, Apr. 22, 1976 vs. Philadelphia, (5 goals, 1 assist), W 8-5

Most Points, Opponent

6 Phil Esposito, Apr. 2, 1969 at Boston, (4 goals, 2 assists), L 10-0

FASTEST, GAME

Fastest Two Goals

0:12 Darryl Sittler, Apr. 12, 1979 vs. Atlanta, 1st period, (4:04 & 4:16), W 7-4

Fastest Two Goals From Start of Game

1:08* Dick Duff, Apr. 9, 1963 vs. Detroit, (0:49 & 1:08), W 4-2

PENALTY MINUTES, GAME

Most Penalty Minutes

38 Forbes Kennedy, Apr. 2 1969 at Boston, L 10-0

Most Penalty Minutes, Opponent

42* Dave Schultz, Apr. 22, 1976 vs. Philadelphia, W 8-5

Most Penalties

8** Forbes Kennedy, Apr. 2, 1969 at Boston, L 10-0

Most Penalties, Opponent

6 Dave Schultz, Apr. 22, 1976 vs. Philadelphia, W 8-5

* NHL Record

** Ties NHL Record



Dave Keon & Ken Dryden

INDIVIDUAL PLAYOFF RECORDS (PERIOD)

Individual Records, Period

GOALS, PERIOD

Most Goals

- 3 Harvey Jackson, Apr. 5, 1932 at NY Rangers, 2nd period, W 6-4
- 3 Darryl Sittler, Apr. 22, 1976 vs. Philadelphia, 2nd period, W 8-5
- 3 George Ferguson, Apr. 11, 1978 vs. Los Angeles, 3rd period, W 7-3

Most Goals, Opponent

- 3 Maurice Richard, Mar. 23, 1944 at Montreal, 2nd period, L 5-1
- 3 Maurice Richard, Mar. 29, 1945 at Montreal, 3rd period, L 10-3

Most Powerplay Goals

- 2 Charlie Conacher, Mar. 26, 1938 vs. Boston, 2nd period, W 8-3
- 2 Sid Smith, Apr. 10, 1949 at Detroit, 1st period, W 3-1
- 2 Dmitri Mironov, May 18, 1994 vs. Vancouver, 2nd period, L 4-3

Most Powerplay Goals, Opponent

- 2 Mac Colville, Mar. 22, 1942 at NY Rangers, 3rd period, W 4-2
- 2 Phil Esposito, Apr. 2, 1969 at Boston, 2nd period, L 10-0
- 2 Denis Savard, Apr. 10, 1986 at Chicago, 1st period, W 6-4
- 2 Stu Barnes, May 25, 1999 vs. Buffalo, 3rd period, W 6-3

ASSISTS, PERIOD

Most Assists

- 3 Joe Primeau, Apr. 7, 1932 at NY Rangers, 3rd period, W 6-2
- 3 Nick Metz, Mar. 25, 1941 vs. Boston, 2nd period, W 7-2

Most Assists, Opponent

- 3 Several Players. Most Recent: Zdeno Chara, May 8, 2013 vs. Boston, 2nd period, L 4-3

POINTS, PERIOD

Most Points

- 3 Several Players. Most Recent: Mats Sundin, Apr. 28, 2001 at New Jersey, 3rd period, (two goals, one assist), L 6-5
- 3 Steve Thomas, Apr. 28, 2001 at New Jersey, 3rd period, (two goals, one assist), L 6-5

Most Points, Opponent

- 4** Maurice Richard, Mar. 29, 1945 at Montreal, 3rd period, (three goals, one assist), L 10-3
- 4** Alexander Mogilny, Apr. 28, 2001 at New Jersey, 2nd period, (one goal, three assists), L 6-5

NHL RECORDS HELD BY TORONTO ST. PATS

Fewest Goals, One Team, Two-Game Series

- 0 Toronto St. Patricks in 1921 NHL Final, Toronto lost two-game total-goals series 7-0 vs. Ottawa

Most Goals, Both Teams, Two-Game Series

- 17 Toronto St. Patricks (10), Montreal Canadiens (7) in 1918 NHL Final. Toronto won two-game total-goals series

Most Goals in Final Series (NHL Only)

- 9 Babe Dye, Toronto in 1922, 5 games vs. Vancouver

* NHL Record

** Ties NHL Record

LEAFS SERIES WINS AND LOSSES IN BEST-OF-SEVEN SERIES AFTER:

Lead 1-0 19-13
Trail 0-1 16-26

Lead 2-0 15-3
Tied 1-1 16-20
Trail 0-2 4-16

Lead 3-0 6-0
Lead 2-1 18-8
Trail 1-2 10-20
Trail 0-3 1-11

Lead 3-1 11-1
Tied 2-2 20-15
Trail 1-3 1-14

Lead 3-2 19-5
Trail 2-3 6-15

Tied 3-3 12-10

Note: Ignores tie in Game 2 of 1951 series vs. Boston

GAME SEVEN HISTORY

Since the best-of-seven format was introduced in 1939, the Maple Leafs have played in 22 Game Sevens. The Leafs have a record of 12-10 (5-9 on the road and 7-1 at home). The most recent Game Seven for Toronto occurred May 13, 2013 as the Leafs were eliminated by the Bruins in a 5-4 overtime loss in Boston in the Eastern Conference Quarter-Final.

Toronto has a 6-5 record in Game Sevens since the 1993 Playoffs (1-4 on the road and 5-1 at home).

GAME SEVEN OVERTIMES INVOLVING THE MAPLE LEAFS:

Apr. 9, 1950	- Leo Reise of Detroit scored in OT to defeat Toronto 1-0 (at Det.).
Apr. 29, 1978	- Lanny McDonald of Toronto scored in OT to defeat NYI 2-1 (at NYI).
May 1, 1993	- Nikolai Borschevsky of Toronto scored in OT to defeat Detroit 4-3 (at Det.).
May 13, 2013	- Patrice Bergeron of Boston scored in OT to defeat Toronto 5-4 (at Bos.).

PLAYOFF OVERTIME RECORD

All-Time Record	Home	Road
55-53-1	36-32-1	19-21-0

LEADING/TRAILING SERIES 2-0

Since the best-of-seven format was introduced in 1939, the Maple Leafs have won four series after trailing 2-0 in games to the opposition. They have been defeated three times after holding a 2-0 advantage in a best-of-seven series:

Trailing	Leading
1993 - Toronto defeated Detroit in the CQF (4-3)	1995 - Chicago defeated Toronto in the CQF (4-3)
1978 - Toronto defeated New York in the QF (4-3)	1987 - Detroit defeated Toronto in the DF (4-3)
1959 - Toronto defeated Boston in the SF (4-3)	1977 - Philadelphia defeated Toronto in the QF (4-2)
1942 - Toronto defeated Detroit in the F (4-3)	

ALL-TIME PLAYOFF PENALTY SHOTS

PENALTY SHOTS AGAINST

DATE	OPPOSITION SHOOTER	GOALTENDER	HOME/ROAD	RESULT
April 9, 1988	Petr Klima, Det.	Allan Bester	Home	Successful
May 9, 1995	Patrick Poulin, Chi.	Felix Potvin	Road	Unsuccessful
April 24, 2002	Shawn Bates, NYI	Curtis Joseph	Road	Successful

PENALTY SHOTS FOR

DATE	LEAFS SHOOTER	GOALTENDER	HOME/ROAD	RESULT
April 22, 1999	Mats Sundin	John Vanbiesbrouck, Phi.	Home	Unsuccessful
May 29, 1999	Mats Sundin	Dominik Hasek, Buf.	Road	Successful
April 21, 2003	Robert Reichel	Roman Cechmanek, Phi.	Home	Unsuccessful

ALL-TIME PLAYOFF HAT TRICKS

DATE	PLAYER	HOME/ROAD	OPPOSITION
April 5, 1932	Harvey Jackson (1st)	Road	NY Rangers
March 26, 1936	Charlie Conacher (1st)	Home	Boston Bruins
March 25, 1941	Syl Apps (1st)	Home	Boston Bruins
April 14, 1942	Don Metz (1st)	Home	Detroit Red Wings
April 14, 1945	Ted Kennedy (1st)	Home	Detroit Red Wings
March 27, 1948	*Ted Kennedy (2nd)	Home	Boston Bruins
April 10, 1949	Sid Smith (1st)	Road	Detroit Red Wings
April 19, 1962	Bob Pulford (1st)	Home	Chicago Blackhawks
April 9, 1964	Dave Keon (1st)	Road	Montreal Canadiens
April 22, 1976	**Darryl Sittler (1st)	Home	Philadelphia Flyers
April 9, 1977	Lanny McDonald (1st)	Road	Pittsburgh Penguins
April 17, 1977	*Lanny McDonald (2nd)	Home	Philadelphia Flyers
April 11, 1978	George Ferguson (1st)	Home	Los Angeles Kings
April 12, 1988	Ed Olczyk (1st)	Road	Detroit Red Wings
May 27, 1993	Wendel Clark (1st)	Road	Los Angeles Kings
April 25, 1996	Mike Gartner (1st)	Home	St. Louis Blues
April 9, 2003	Alexander Mogilny (1st)	Road	Philadelphia Flyers

*Four goal game **Five goal game

PAGES 478 - 493

STANLEY CUP *Championships*





1918

STANLEY CUP CHAMPIONS



REGULAR SEASON RECORD: 13-9-0 (2nd & 1st in NHL)

PLAYOFF RECORD: 4-3

NHL FINAL (O'BRIEN CUP): Toronto defeated the Montreal Canadiens (1st & 3rd in NHL), winning the two-game total-goals series, 10-7.

SCORES:

Game 1 – March 11, 1918 – Toronto 7, Montreal 3 – *Arena Gardens – Toronto, ON

Game 2 – March 13, 1918 – Montreal 4, Toronto 3 – Jubilee Arena – Montreal, QC

*Name changed to Mutual Street Arena in 1938.

STANLEY CUP FINAL: Toronto defeated the Vancouver Millionaires (PCHA Champions), winning the best-of-five series, 3-2. (From 1917-18 through 1920-21, the NHL Champions played the PCHA Champions for the Stanley Cup.)

SCORES:

Game 1 – March 20, 1918 – Toronto 5, Van. Millionaires 3 – Arena Gardens – Toronto, ON

Game 2 – March 23, 1918 – Van. Millionaires 6, Toronto 4 – Arena Gardens – Toronto, ON

Game 3 – March 26, 1918 – Toronto 6, Van. Millionaires 3 – Arena Gardens – Toronto, ON

Game 4 – March 28, 1918 – Van. Millionaires 8, Toronto 1 – Arena Gardens – Toronto, ON

Game 5 – March 30, 1918 – Toronto 2, Van. Millionaires 1 – Arena Gardens – Toronto, ON

STANLEY CUP WINNING GOAL: Corb Denneny at 10:30 of the third period.

MANAGER: Charles Querrie

COACH: Dick Carroll

CAPTAIN: Ken Randall

ROSTER: Rusty Crawford, Harry Meeking, Ken Randall, Corb Denneny, Harry Cameron, Jack Adams, Alf Skinner, Harry Mummery, Hap Holmes, Reg Noble, Sammy Hebert, Jack Marks, Jack Coughlin.

ADDITIONAL STAFF: Frank Carroll (Trainer).

NOTES: Alf Skinner led the Arenas with eight goals in the Final... The NHA (National Hockey Association) suspended operations prior to the 1917-18 season and the remaining clubs formed the NHL in November of 1918 using the exact constitution and playing rules of the NHA... As per the adopted NHA rules, the Stanley Cup Final site alternated between the NHL champion and the PCHA (Pacific Coast Hockey Association) champion due to travel expense, while the differing rules for the leagues alternated each game... Two of the major differences between the two leagues' rules played a major factor in the series... The PCHA played with six skaters and one goaltender per side, allowed forward passing in the neutral zone, and did not permit substitutions on the fly... The NHL played with five skaters and one goaltender per side, did not allow any forward passing (adopted PCHA neutral zone rule prior to 1918-19 season), and permitted substitutions on the fly... In every game in the Final, the winner was the team playing under its respective league's rules... The Arenas outscored the Millionaires 13-7 in Game's 1, 3 and 5, while Vancouver held a 14-5 margin in Game's 2 and 4... The 1918 Stanley Cup Final was the first series contested by the new NHL and the second Stanley Cup win by a Toronto based franchise... The Toronto Blueshirts won the Stanley Cup in 1914.



TORONTO
ST PATS

1922

STANLEY CUP CHAMPIONS



REGULAR SEASON RECORD: 13-10-1 (2nd in NHL)

PLAYOFF RECORD: 4-2-1

NHL FINAL (O'BRIEN CUP): Toronto defeated the Ottawa Senators (1st in NHL), winning the two-game total-goals series, 5-4.

SCORES:

Game 1 – March 11, 1922 – Toronto 5, Ottawa 4 – Arena Gardens – Toronto, ON

Game 2 – March 13, 1922 – Toronto 0, Ottawa 0 – The Arena – Ottawa, ON

STANLEY CUP FINAL: Toronto defeated the Vancouver Millionaires (PCHA Champions), winning the best-of-five series, 3-2. (From 1921-22 through 1925-26, the NHL Champions played the PCHA/WCHL Champions for the Stanley Cup.)

SCORES:

Game 1 – March 17, 1922 – Van. Millionaires 4, Toronto 3 – Arena Gardens – Toronto, ON

Game 2 – March 20, 1922 – Toronto 2, Van. Millionaires 1 (OT) – Arena Gardens – Toronto, ON

Game 3 – March 23, 1922 – Van. Millionaires 3, Toronto 0 – Arena Gardens – Toronto, ON

Game 4 – March 25, 1922 – Toronto 6, Van. Millionaires 0 – Arena Gardens – Toronto, ON

Game 5 – March 28, 1922 – Toronto 5, Van. Millionaires 1 – Arena Gardens – Toronto, ON

STANLEY CUP WINNING GOAL: Babe Dye at 4:20 of the first period.

MANAGER: Charles Querrie

COACH: George O'Donoghue

CAPTAIN: Reg Noble

ROSTER: Ted Stackhouse, Corb Denneny, Rod Smylie, Lloyd Andrews, John Ross Roach, Harry Cameron, Billy Stuart, Babe Dye, Ken Randall, Reg Noble, Eddie Gerard (borrowed for one game from Ottawa), Stan Jackson, Ivan Mitchell.

NOTES: Babe Dye scored nine of the St. Pats 16 goals in the Final, including the game-winning goal in overtime in Game 2 and four goals in Game 5... John Ross Roach became the first rookie goaltender to record a shutout in the Stanley Cup Final in Game 4, and posted a 1.80 goals against average in the series.



DICK IRVIN COACH TIM DALY TRAINER
 L CHABOT H COTTON H DAY
 J PRIMEAU A LEVINSKY C CONACHER



1932

STANLEY CUP CHAMPIONS



REGULAR SEASON RECORD: 23-18-7 (2nd, Canadian Division)

PLAYOFF RECORD: 5-1-1

PATH TO THE FINAL: Quarter-Final - Toronto defeated the Chicago Black Hawks (2nd, American Division), winning the two-game total-goals series, 6-2... Semi-Final - Toronto defeated the Montreal Maroons (3rd, Canadian Division), winning the two-game total-goals series, 4-3.

STANLEY CUP FINAL: Toronto defeated the New York Rangers (1st, American Division), winning the best-of-five series, 3-0.

SCORES:

Game 1 - April 5, 1932 - Toronto 6, NY Rangers 4 - Madison Square Garden - New York, NY

Game 2 - April 7, 1932 - Toronto 6, NY Rangers 2 - Boston Garden - Boston, MA

Game 3 - April 9, 1932 - Toronto 6, NY Rangers 4 - Maple Leaf Gardens - Toronto, ON

STANLEY CUP WINNING GOAL: Ace Bailey at 15:07 of the third period.

MANAGER: Conn Smythe

COACH: Dick Irvin

CAPTAIN: Hap Day

ROSTER: Charlie Conacher, Busher Jackson, King Clancy, Andy Blair, Red Horner, Lorne Chabot, Alex Levinsky, Joe Primeau, Harold Darragh, Baldy Cotton, Frank Finnigan, Hap Day, Ace Bailey, Bob Gracie, Fred Robertson, Earl Miller.

ADDITIONAL STAFF: Tim Daly (Trainer).

NOTES: Charlie Conacher led the Maple Leafs and tied for second in NHL playoff scoring with eight points (6 goals, 2 assists)... Game 2 of the Final was played in Boston due to the circus being booked at Madison Square Garden in New York... The 'Kid Line' of Conacher, Busher Jackson and Joe Primeau combined for eight goals for the Maple Leafs in the Final... Toronto's coach Dick Irvin made his second straight Stanley Cup Final appearance, having coached for Chicago in 1931... The Maple Leafs won the Stanley Cup in their first season at Maple Leaf Gardens, which opened on November 12, 1931... The Leafs of the 1930's were called the "Gashouse Gang" for their off-ice antics... Pranks such as Conacher hanging King Clancy by his feet out of an open hotel window were common.



G. R. COTTRELL (PRESS) E. W. BICKLE (VICE PRESS)
W. A. H. MCBRIEN (V PRESS) MAJOR CONN SMYTHE (MAN)
F. J. SELKE (ACTING MAN) HAP DAY COACH



1942

STANLEY CUP CHAMPIONS



REGULAR SEASON RECORD: 27-18-3 (2nd in NHL)

PLAYOFF RECORD: 8-5

PATH TO THE FINAL: Semi-Final - Toronto defeated the New York Rangers (1st in NHL), winning the best-of-seven series, 4-2.

STANLEY CUP FINAL: Toronto defeated the Detroit Red Wings (5th in NHL), winning the best-of-seven series, 4-3.

SCORES:

- Game 1 - April 4, 1942 - Detroit 3, Toronto 2 - Maple Leaf Gardens - Toronto, ON
- Game 2 - April 7, 1942 - Detroit 4, Toronto 2 - Maple Leaf Gardens - Toronto, ON
- Game 3 - April 9, 1942 - Detroit 5, Toronto 2 - Detroit Olympia - Detroit, MI
- Game 4 - April 12, 1942 - Toronto 4, Detroit 3 - Detroit Olympia - Detroit, MI
- Game 5 - April 14, 1942 - Toronto 9, Detroit 3 - Maple Leaf Gardens - Toronto, ON
- Game 6 - April 16, 1942 - Toronto 3, Detroit 0 - Detroit Olympia - Detroit, MI
- Game 7 - April 18, 1942 - Toronto 3, Detroit 1 - Maple Leaf Gardens - Toronto, ON

STANLEY CUP WINNING GOAL: Pete Langelle at 9:48 of the third period.

MANAGER: Conn Smythe

BUSINESS MANAGER: Frank Selke

COACH: Hap Day

CAPTAIN: Syl Apps

ROSTER: Wally Stanowski, Syl Apps, Bob Goldham, Gordie Drillon, Hank Goldup, Ernie Dickens, Sweeney Schriner, Bucko McDonald, Bob Davidson, Nick Metz, Bingo Kampman, Don Metz, Gaye Stewart, Turk Broda, John McCreedy, Lorne Carr, Pete Langelle, Billy Taylor, Reg Hamilton.

ADDITIONAL STAFF: Tim Daly (Trainer).

NOTES: Syl Apps led the Maple Leafs and tied for the NHL lead in playoff scoring with 14 points (5 goals, 9 assists), including three goals and two assists in Game 5 of the Final... After losing the first three games of the series, Leafs coach Hap Day benched his regular season leading scorer Gordie Drillon, Bucko McDonald and Hank Goldup... Among those replacing the regulars was Don Metz who went on to score four goals and three assists for seven points in the remaining four games... The record crowd of 16,218 in Game 7 at Maple Leaf Gardens marked the first time that over 16,000 people attended a hockey game in Canada... The Maple Leafs became the first team in NHL history to come back from a 3-0 deficit and win a best-of-seven series... Only three other teams have accomplished this feat since; the New York Islanders over the Pittsburgh Penguins in the Quarter-Final in 1975, the Philadelphia Flyers over the Boston Bruins in the Conference Semi-Final in 2010 and the Los Angeles Kings over the San Jose Sharks in Conference Quarter-Final in 2014... The Maple Leafs remain the sole team to do so in the Stanley Cup Final.



ELVIN MORRIS DAVE SCHRINER GUS BODNAR
WALLY STANOWSKI ROSS JOHNSTONE LORNE CARR
JOHNNY MCCREEDY TOM O'NEILL MEL HILL



1945

STANLEY CUP CHAMPIONS

REGULAR SEASON RECORD: 24-22-4 (3rd in NHL)

PLAYOFF RECORD: 8-5

PATH TO THE FINAL: Semi-Final – Toronto defeated the Montreal Canadiens (1st in NHL), winning the best-of-seven series, 4-2.

STANLEY CUP FINAL: Toronto defeated the Detroit Red Wings (2nd in NHL), winning the best-of-seven series, 4-3.

SCORES:

Game 1 – April 6, 1945 – Toronto 1, Detroit 0 – Detroit Olympia – Detroit, MI

Game 2 – April 8, 1945 – Toronto 2, Detroit 0 – Detroit Olympia – Detroit, MI

Game 3 – April 12, 1945 – Toronto 1, Detroit 0 – Maple Leaf Gardens – Toronto, ON

Game 4 – April 14, 1945 – Detroit 5, Toronto 3 – Maple Leaf Gardens – Toronto, ON

Game 5 – April 19, 1945 – Detroit 2, Toronto 0 – Detroit Olympia – Detroit, MI

Game 6 – April 21, 1945 – Detroit 1, Toronto 0 (OT) – Maple Leaf Gardens – Toronto, ON

Game 7 – April 22, 1945 – Toronto 2, Detroit 1 – Detroit Olympia – Detroit, MI

STANLEY CUP WINNING GOAL: Babe Pratt at 12:14 of the third period.

MANAGER: Conn Smythe

BUSINESS MANAGER: Frank Selke

COACH: Hap Day

CAPTAIN: Bob Davidson

ROSTER: Don Metz, Frank McCool, Wally Stanowski, Reg Hamilton, Moe Morris, John McCreedy, Tom O'Neill, Ted Kennedy, Babe Pratt, Gus Bodnar, Art Jackson, Jack McLean, Mel Hill, Nick Metz, Bob Davidson, Sweeney Schriner, Lorne Carr, Pete Backor, Ross Johnstone.

ADDITIONAL STAFF: Tim Daly (Trainer).

NOTES: Nineteen-year-old Ted Kennedy led the NHL playoffs in goals (7), including a hat trick in a losing effort in Game 4 of the Final, and was second overall in points (9)... The Maple Leafs would open the playoffs against the heavily favoured and defending Stanley Cup Champion Montreal Canadiens... Despite recording 28 less points than Montreal in the 1944-45 regular season, Toronto won the best-of-seven Semi-Final series in six games... Two rookie goaltenders met in a Stanley Cup Final for the first time in NHL history: 18-year-old Harry Lumley for Detroit and 26-year-old Frank McCool for Toronto replacing Turk Broda who was serving time in the army... McCool, who shutout the Red Wings in Game's 1, 2 and 3, remains the only goaltender in NHL history to record three consecutive shutouts in the Final... In a bizarre near-reversal of the 1942 Stanley Cup Final, Detroit would win Game's 4, 5 and 6 to force a Game 7... Toronto became the first team in NHL history to win Game 7 of the Stanley Cup Final on the road... It has only happened three times since: Montreal over Chicago (1971), Pittsburgh over Detroit (2009), and Boston over Vancouver (2011)... The nine goals the Leafs scored in the Final is the fewest scored by a Stanley Cup winner in a best-of-seven series... McCool, who also won the Calder Trophy as the NHL's rookie of the year, would go on to play just 22 more games in the NHL.



G.E. WALKER CHIEF SCOUT SYL APPS CAPTAIN
WILLIAM BARILKO GUS BODNAR GARTH BOESCH
WALTER BRODA WILLIAM EZINICKI BUD POILE



1947

STANLEY CUP CHAMPIONS



REGULAR SEASON RECORD: 31-19-10 (2nd in NHL)

PLAYOFF RECORD: 8-3

PATH TO THE FINAL: Semi-Final – Toronto defeated the Detroit Red Wings (4th in NHL), winning the best-of-seven series, 4-1.

STANLEY CUP FINAL: Toronto defeated the Montreal Canadiens (1st in NHL), winning the best-of-seven series, 4-2.

SCORES:

Game 1 – April 8, 1947 – Montreal 6, Toronto 0 – Montreal Forum – Montreal, QC

Game 2 – April 10, 1947 – Toronto 4, Montreal 0 – Montreal Forum – Montreal, QC

Game 3 – April 12, 1947 – Toronto 4, Montreal 2 – Maple Leaf Gardens – Toronto, ON

Game 4 – April 15, 1947 – Toronto 2, Montreal 1 (OT) – Maple Leaf Gardens – Toronto, ON

Game 5 – April 17, 1947 – Montreal 3, Toronto 1 – Montreal Forum – Montreal, QC

Game 6 – April 19, 1947 – Toronto 2, Montreal 1 – Maple Leaf Gardens – Toronto, ON

STANLEY CUP WINNING GOAL: Ted Kennedy at 14:39 of the third period.

MANAGER: Conn Smythe

COACH: Hap Day

CAPTAIN: Syl Apps

ROSTER: Turk Broda, Garth Boesch, Gus Mortson, Jimmy Thomson, Wally Stanowski, Bill Barilko, Harry Watson, Bud Poile, Ted Kennedy, Syl Apps, Don Metz, Nick Metz, Bill Ezinicki, Vic Lynn, Howie Meeker, Gaye Stewart, Joe Klukay, Gus Bodnar, Bob Goldham.

ADDITIONAL STAFF: Tim Daly (Trainer).

NOTES: Ted Kennedy led the Maple Leafs and tied for second in NHL playoff scoring with nine points (4 goals, 5 assists)... The Leafs, sporting six rookies on their roster including Calder Trophy recipient Howie Meeker and Bill Barilko, were the youngest team to win a Cup in NHL history to that time... In Game 2, Montreal's Maurice Richard would earn over 20 minutes in penalties, including two major penalties for high sticking, and as a result would be suspended for Game 3 of the series... NHL President Clarence Campbell, concerned over the prospect of fan violence, declined to present the Stanley Cup to the Maple Leafs immediately after Game 6... Five players from the 1947 Stanley Cup Champion Maple Leafs team (Apps, Broda, Kennedy, Poile, Watson) were later inducted to the Hockey Hall of Fame... In February 2011, the 1947 Maple Leafs were named the 10th greatest NHL team of all-time by the Sporting News.



SYLAPPS CAPT BILL BARILKO MAX BENTLEY
 GARTH BOESCH WALTER BRODA LES COSTELLO
 BILL EZINICKI TED KENNEDY JOE KLUKAY



1948

STANLEY CUP CHAMPIONS

REGULAR SEASON RECORD: Record: 32-15-13 (1st in NHL)

PLAYOFF RECORD: 8-1

PATH TO THE FINAL: Semi-Final - Toronto defeated the Boston Bruins (3rd in NHL), winning the best-of-seven series, 4-1.

STANLEY CUP FINAL: Toronto defeated the Detroit Red Wings (2nd in NHL), winning the best-of-seven series, 4-0.

SCORES:

Game 1 - April 7, 1948 - Toronto 5, Detroit 3 - Maple Leaf Gardens - Toronto, ON

Game 2 - April 10, 1948 - Toronto 4, Detroit 2 - Maple Leaf Gardens - Toronto, ON

Game 3 - April 11, 1948 - Toronto 2, Detroit 0 - Detroit Olympia - Detroit, MI

Game 4 - April 14, 1948 - Toronto 7, Detroit 2 - Detroit Olympia - Detroit, MI

STANLEY CUP WINNING GOAL: Harry Watson at 11:13 of the first period.

MANAGER: Conn Smythe

COACH: Hap Day

CAPTAIN: Syl Apps

ROSTER: Syl Apps, Bill Barilko, Max Bentley, Garth Boesch, Turk Broda, Les Costello, Bill Ezinicki, Ted Kennedy, Joe Klukay, Vic Lynn, Howie Meeker, Nick Metz, Don Metz, Gus Mortson, Phil Samis, Sid Smith, Wally Stanowski, Jimmy Thomson, Harry Watson.

ADDITIONAL STAFF: Tim Daly (Trainer).

NOTES: Ted Kennedy led the NHL in playoff goals (8) and points (14)... Turk Broda led the NHL playoffs in goals against average (2.15) and shutouts (1)... Max Bentley also factored in on the scoring, finishing tied for first in NHL playoff assists (7) and second behind Kennedy in points (11)... Bentley was acquired November 2, 1947 from the Chicago Black Hawks along with Reg Thomas, in exchange for Ernie Dickens, Bob Goldham, Bud Poile, Gus Bodnar and Gaye Stewart... The trade is considered by many to be "the biggest trade to that date in hockey history"... Conn Smythe often stated that his strongest club was the 1947-48 Toronto Maple Leafs because of its strength down the middle with four excellent centres (Apps, Bentley, Kennedy, N. Metz)... This was also the Stanley Cup Final debut for Detroit's Gordie Howe and the last for Toronto's Syl Apps who retired after the series.



BILL BARILKO MAX BENTLEY GARTH BOESCH
WALTER BRODA BOB DAWES CAL GARDNER
WILLIAM JUZOA TED KENNEDY CAPTAIN



1949

STANLEY CUP CHAMPIONS



REGULAR SEASON RECORD: 22-25-13 (4th in NHL)

PLAYOFF RECORD: 8-1

PATH TO THE FINAL: Semi-Final - Toronto defeated the Boston Bruins (2nd in NHL), winning the best-of-seven series, 4-1.

STANLEY CUP FINAL: Toronto defeated the Detroit Red Wings (1st in NHL), winning the best-of-seven series, 4-0.

SCORES:

Game 1 - April 8, 1949 - Toronto 3, Detroit 2 (OT) - Detroit Olympia - Detroit, MI

Game 2 - April 10, 1949 - Toronto 3, Detroit 1 - Detroit Olympia - Detroit, MI

Game 3 - April 13, 1949 - Toronto 3, Detroit 1 - Maple Leaf Gardens - Toronto, ON

Game 4 - April 16, 1949 - Toronto 3, Detroit 1 - Maple Leaf Gardens - Toronto, ON

STANLEY CUP WINNING GOAL: Cal Gardner at 19:45 of the second period.

MANAGER: Conn Smythe

COACH: Hap Day

CAPTAIN: Ted Kennedy

ROSTER: Bill Barilko, Max Bentley, Garth Boesch, Turk Broda, Bob Dawes, Bill Ezinicki, Cal Gardner, Bill Juzda, Ted Kennedy, Joe Klukay, Vic Lynn, Howie Meeker, Don Metz, Fleming MacKell, Gus Mortson, Sid Smith, Harry Taylor, Ray Timgren, Jimmy Thomson, Harry Watson.

ADDITIONAL STAFF: Bill MacBrien (Chairman), George McCullagh, J.Y. Murdoch (Vice Presidents), J.P. Bickell, Ed Bickle (Directors), Tim Daly (Trainer), Archie Campbell (Assistant Trainer), Dr. Norman Delarue, Dr. James Murray, Dr. Horace MacIntyre (Club Doctors), Ed Fitkin (Publicity Director), Squib Walker (Chief Scout), Kerry Day (Mascot).

NOTES: Ted Kennedy led the Maple Leafs and tied for second in NHL playoff scoring with eight points (2 goals, 6 assists)... Turk Broda led the NHL playoffs in goals against average (1.57) and shutouts (1)... The Maple Leafs became the first team in NHL history and first since the Ottawa Senators (1903 to 1906) to win three consecutive Stanley Cups... Toronto also extended its winning streak in the Stanley Cup Final to nine games dating back to April 19, 1947... The Maple Leafs won the Stanley Cup despite a losing record in the regular season... The only other team in NHL history to win the Cup after finishing the regular season with a losing record was the 1938 Chicago Black Hawks.



G MC CULLAGH (V PRES) J Y MURDOCH KC (V PRES)
 J BICKELL DIRECTOR E B BICKLE DIRECTOR
 THOMAS DALY TRAINER ED FITKIN PUB DIRECTOR



1951

STANLEY CUP CHAMPIONS

REGULAR SEASON RECORD: 41-16-13 (2nd in NHL)

PLAYOFF RECORD: 8-2-1

PATH TO THE FINAL: Semi-Final – Toronto defeated the Boston Bruins (4th in NHL), winning the best-of-seven series, 4-1-1.

(Game 2 of the series was called after the first overtime period due to a local curfew law and ended a 1-1 tie.)

STANLEY CUP FINAL: Toronto defeated the Montreal Canadiens (3rd in NHL), winning the best-of-seven series, 4-1.

SCORES:

Game 1 – April 11, 1951 – Toronto 3, Montreal 2 (OT) – Maple Leaf Gardens – Toronto, ON

Game 2 – April 14, 1951 – Montreal 3, Toronto 2 (OT) – Maple Leaf Gardens – Toronto, ON

Game 3 – April 17, 1951 – Toronto 2, Montreal 1 (OT) – Montreal Forum – Montreal, QC

Game 4 – April 19, 1951 – Toronto 3, Montreal 2 (OT) – Montreal Forum – Montreal, QC

Game 5 – April 21, 1951 – Toronto 3, Montreal 2 (OT) – Maple Leaf Gardens – Toronto, ON

STANLEY CUP WINNING GOAL: Bill Barilko at 2:53 of the first overtime period.

PRESIDENT/MANAGER: Conn Smythe **COACH:** Joe Primeau **CAPTAIN:** Ted Kennedy

ROSTER: Bill Barilko, Max Bentley, Hugh Bolton, Turk Broda, Fern Flaman, Cal Gardner, Bob Hassard, Bill Juzda, Ted Kennedy, Joe Klukay, Danny Lewicki, Fleming MacKell, Howie Meeker, Gus Mortson, John McCormack, Al Rollins, Tod Sloan, Sid Smith, Jimmy Thomson, Ray Timgren, Harry Watson.

ADDITIONAL STAFF: Bill MacBrien (Chairman), Hap Day (Assistant Manager), George McCullagh, J.Y. Murdoch (Vice Presidents), J.P. Bickell, Ed Bickle (Directors), Tim Daly (Trainer), Archie Campbell, Tommy Naylor (Assistant Trainers), Dr. Norman Delarue, Dr. James Murray, Dr. Horace MacIntyre (Club Doctors), Ed Fitkin (Publicity Director), Squib Walker (Chief Scout).

NOTES: Max Bentley led the NHL playoffs in assists (11) and was tied for the lead in points (13)... Every game went into overtime in the Final series... Sid Smith, Ted Kennedy, Harry Watson and Bill Barilko scored the game-winning goals for the Maple Leafs, while Maurice Richard tallied the lone overtime goal for the Canadiens... In Game 5, Tod Sloan would score twice, including the game-tying goal with 32 seconds left in the third period... Barilko's Stanley

Cup winning goal would be the last he ever scored as he died in a plane crash on August 26, 1951... Ironically, the site of the crash was not discovered until 1962, the year of Toronto's next Stanley Cup win.



JOHN BASSETT VICE PRESS CONN SMYTHE BOARD CHAIRMAN
6 PUNCH IMLACH COACH GEN MANN F KING CIANCY ASST COACH
ROBERT DAVIDSON CHIEF SCOUT GEORGE ARMSTRONG CAPTAIN



1962

STANLEY CUP CHAMPIONS



REGULAR SEASON RECORD: 37-22-11 (2nd in NHL)

PLAYOFF RECORD: 8-4

PATH TO THE FINAL: Semi-Final – Toronto defeated the New York Rangers (4th in NHL), winning the best-of-seven series, 4-2.

STANLEY CUP FINAL: Toronto defeated the Chicago Black Hawks (3rd in NHL), winning the best-of-seven series, 4-2.

SCORES:

Game 1 – April 10, 1962 – Toronto 4, Chicago 1 – Maple Leaf Gardens – Toronto, ON
Game 2 – April 12, 1962 – Toronto 3, Chicago 2 – Maple Leaf Gardens – Toronto, ON
Game 3 – April 15, 1962 – Chicago 3, Toronto 0 – Chicago Stadium – Chicago, IL
Game 4 – April 17, 1962 – Chicago 4, Toronto 1 – Chicago Stadium – Chicago, IL
Game 5 – April 19, 1962 – Toronto 8, Chicago 4 – Maple Leaf Gardens – Toronto, ON
Game 6 – April 22, 1962 – Toronto 2, Chicago 1 – Chicago Stadium – Chicago, IL

STANLEY CUP WINNING GOAL: Dick Duff at 14:14 of the third period.

PRESIDENT: Stafford Smythe


COACH/GENERAL MANAGER: Punch Imlach

CAPTAIN: George Armstrong

ROSTER: George Armstrong, Al Arbour, Bob Baun, Johnny Bower, Carl Brewer, Dick Duff, Billy Harris, Larry Hillman, Dave Keon, Tim Horton, Red Kelly, Ed Litzenberger, John MacMillan, Frank Mahovlich, Bob Nevin, Bert Olmstead, Bob Pulford, Eddie Shack, Allan Stanley, Don Simmons, Ron Stewart.

ADDITIONAL STAFF: Harold Ballard (Executive Vice President), John Bassett (Vice President), Conn Smythe (Chairman), King Clancy (Assistant Coach), Bob Davidson (Chief Scout), Bob Haggert (Trainer), Tom Naylor (Assistant Trainer), Hugh Hoult (Stick Boy).

NOTES: Tim Horton led the Maple Leafs and finished second in NHL playoff scoring with 16 points (3 goals, 13 assists), including an assist on Dick Duff's Stanley Cup winning goal... George Armstrong and Bob Pulford tied for second in the NHL with seven playoff goals each... Frank Mahovlich had four goals and seven points in the Stanley Cup Final... In early June of 1962, just over six weeks after the Final, the crash site and body of Bill Barilko was discovered by pilots Gary Fields and Ron Boyd... Barilko, the overtime hero the last time the Maple Leafs won the Cup in 1951, had been missing since the summer of that year.



JOHN BASSETT CHAIRMAN • PUNCH IMLACH COACH • GEN MANN
 F. KING CLANCY ASSISTANT COACH • G. MANN • G. ARMSTRONG CAPTAIN
 ROBERT BAUN JOHN BOWER CARL BREWER KENT DOUGLAS



1963

STANLEY CUP CHAMPIONS

REGULAR SEASON RECORD: 35-23-12 (1st in NHL)

PLAYOFF RECORD: 8-2

PATH TO THE FINAL: Semi-Final - Toronto defeated the Montreal Canadiens (3rd in NHL), winning the best-of-seven series, 4-1.

STANLEY CUP FINAL: Toronto defeated the Detroit Red Wings (4th in NHL), winning the best-of-seven series, 4-1.

SCORES:

Game 1 - April 9, 1963 - Toronto 4, Detroit 2 - Maple Leaf Gardens - Toronto, ON

Game 2 - April 11, 1963 - Toronto 4, Detroit 2 - Maple Leaf Gardens - Toronto, ON

Game 3 - April 14, 1963 - Detroit 3, Toronto 2 - Detroit Olympia - Detroit, MI

Game 4 - April 16, 1963 - Toronto 4, Detroit 2 - Detroit Olympia - Detroit, MI

Game 5 - April 18, 1963 - Toronto 3, Detroit 1 - Maple Leaf Gardens - Toronto, ON

STANLEY CUP WINNING GOAL: Eddie Shack at 13:28 of the third period.

PRESIDENT: Stafford Smythe


COACH/GENERAL MANAGER: Punch Imlach

CAPTAIN: George Armstrong

ROSTER: George Armstrong, Bob Baun, Johnny Bower, Carl Brewer, Kent Douglas, Dick Duff, Billy Harris, Larry Hillman, Tim Horton, Red Kelly, Dave Keon, Ed Litzenberger, John MacMillan, Frank Mahovlich, Bob Nevin, Bob Pulford, Eddie Shack, Don Simmons, Allan Stanley, Ron Stewart.

ADDITIONAL STAFF: Harold Ballard (Executive Vice President), John Bassett (Chairman), King Clancy (Assistant Coach/Assistant General Manager), Bob Haggert (Trainer), Tom Nayler (Assistant Trainer), Hugh Hoult (Stick Boy).

NOTES: Dave Keon led the Maple Leafs and finished third in NHL playoff scoring with 12 points (7 goals, 5 assists)... Johnny Bower led the NHL playoffs in goals against average (1.60) and shutouts (2)... Five different Leafs had multi-goal games in the Final: Dick Duff, Bob Nevin, Ron Stewart, Red Kelly and Keon... In Game 1, Duff set an NHL playoff record that still stands by scoring the fastest two goals from the start of a game (1:08)... Keon scored two short-handed goals in Game 5... The Maple Leafs celebrated their second consecutive Cup by throwing Punch Imlach, Harold Ballard and Stafford Smythe into the showers fully clothed.



FRANK KING CLANCE ASST COACH GEN MAN G ARMSTROG CAPT
ANDREW BATHGATE ROBERT BAUN JOHN BOWER CARL BREWER
GERALD EHMAN WILLIAM HARRIS LARRY HILLMAN DAVID KEON



1964

STANLEY CUP CHAMPIONS



REGULAR SEASON RECORD: 33-25-12 (3rd in NHL)

PLAYOFF RECORD: 8-6

PATH TO THE FINAL: Semi-Final - Toronto defeated the Montreal Canadiens (1st in NHL), winning the best-of-seven series, 4-3.

STANLEY CUP FINAL: Toronto defeated the Detroit Red Wings (4th in NHL), winning the best-of-seven series, 4-3.

SCORES:

Game 1 - April 11, 1964 - Toronto 3, Detroit 2 - Maple Leaf Gardens - Toronto, ON
Game 2 - April 14, 1964 - Detroit 4, Toronto 3 (OT) - Maple Leaf Gardens - Toronto, ON
Game 3 - April 16, 1964 - Detroit 4, Toronto 3 - Detroit Olympia - Detroit, MI
Game 4 - April 18, 1964 - Toronto 4, Detroit 2 - Detroit Olympia - Detroit, MI
Game 5 - April 21, 1964 - Detroit 2, Toronto 1 - Maple Leaf Gardens - Toronto, ON
Game 6 - April 23, 1964 - Toronto 4, Detroit 3 (OT) - Detroit Olympia - Detroit, MI
Game 7 - April 25, 1964 - Toronto 4, Detroit 0 - Maple Leaf Gardens - Toronto, ON

STANLEY CUP WINNING GOAL: Andy Bathgate at 3:04 of the first period.

PRESIDENT: Stafford Smythe

COACH/GENERAL MANAGER: Punch Imlach

CAPTAIN: George Armstrong

ROSTER: George Armstrong, Andy Bathgate, Bob Baun, Johnny Bower, Carl Brewer, Gerry Ehman, Billy Harris, Larry Hillman, Dave Keon, Tim Horton, Red Kelly, Frank Mahovlich, Don McKenney, Jim Pappin, Bob Pulford, Eddie Shack, Don Simmons, Allan Stanley, Ron Stewart, Al Arbour, Ed Litzenberger.

ADDITIONAL STAFF: Harold Ballard (Executive Vice President), John Bassett (Chairman), King Clancy (Assistant Coach/Assistant General Manager), Bob Haggert (Trainer), Tom Naylor (Assistant Trainer), Hugh Hoult (Stick Boy).

NOTES: Frank Mahovlich led the Maple Leafs and finished third in NHL playoff scoring with 15 points (4 goals, 11 assists)... Johnny Bower led the NHL playoffs in goals against average (2.12) and shutouts (2)... The 1964 Stanley Cup Final is famous for the courageous play of Bob Baun... Baun took a Gordie Howe slap shot off the right ankle in Game 6 and was carried off the ice on a stretcher, but returned in overtime and scored the game-winning goal... Baun also played in Game 7 despite the pain, and it was revealed after the series that he had a broken ankle... John MacMillian was the only player to play in back-to-back finals with different teams in successive series that pitted the same teams against each other until Marian Hossa in 2009... MacMillian won the 1963 Cup with Toronto over Detroit and lost the 1964 Final to the Maple Leafs as a member of Wings, while Hossa lost the 2008 Cup to Detroit with Pittsburgh and then lost the 2009 Final to the Penguins as a member of the Wings.



JOHN ANDERSON RUISS MANN G ARMSTRONG CAPTAIN
BOB BAUN JOHN BOWER BRIAN CONACHER RON ELLIS
AUT ERICKSON LARRY HILLMAN TIM HORTON RED KELLY



1967

STANLEY CUP CHAMPIONS

REGULAR SEASON RECORD: 32-27-11 (3rd in NHL)

PLAYOFF RECORD: 8-4

PATH TO THE FINAL: Semi-Final – Toronto defeated the Chicago Black Hawks (1st in NHL), winning the best-of-seven series, 4-2.

STANLEY CUP FINAL: Toronto defeated the Montreal Canadiens (2nd in NHL), winning the best-of-seven series, 4-2.

SCORES:

Game 1 – April 20, 1967 – Montreal 6, Toronto 2 – Montreal Forum – Montreal, QC
 Game 2 – April 22, 1967 – Toronto 3, Montreal 0 – Montreal Forum – Montreal, QC
 Game 3 – April 25, 1967 – Toronto 3, Montreal 2 (OT) – Maple Leaf Gardens – Toronto, ON
 Game 4 – April 27, 1967 – Montreal 6, Toronto 2 – Maple Leaf Gardens – Toronto, ON
 Game 5 – April 29, 1967 – Toronto 4, Montreal 1 – Montreal Forum – Montreal, QC
 Game 6 – May 2, 1967 – Toronto 3, Montreal 1 – Maple Leaf Gardens – Toronto, ON

STANLEY CUP WINNING GOAL: Jim Pappin at 19:24 of the second period.

PRESIDENT: Stafford Smythe

COACH/GENERAL MANAGER: Punch Imlach

CAPTAIN: George Armstrong

ROSTER: George Armstrong, Bob Baun, Johnny Bower, Brian Conacher, Ron Ellis, Aut Erickson, Larry Hillman, Tim Horton, Red Kelly, Larry Jeffrey, Dave Keon, Frank Mahovlich, Milan Marcetta, Jim Pappin, Marcel Pronovost, Bob Pulford, Terry Sawchuk, Eddie Shack, Allan Stanley, Pete Stelmowski, Mike Walton.

ADDITIONAL STAFF: Harold Ballard (Executive Vice President), John Bassett (Chairman), King Clancy (Assistant Coach/Assistant General Manager), Bob Davidson (Chief Scout), John Anderson (Business Manager), Bob Haggert (Trainer), Tom Naylor (Assistant Trainer), Karl Elieff (Physiotherapist), Richard Smythe (Mascot).

NOTES: Dave Keon became the first and only Leaf ever to win the Conn Smythe Trophy as playoff MVP, earning the honour on the basis of an outstanding defensive performance... Jim Pappin led the NHL playoffs in goals (7) and points (15), including four goals and four assists in the Stanley Cup Final... With an average age of 31 and derided as an “over the hill” team by the press, Toronto sported the oldest lineup to win the Stanley Cup to that time... Johnny Bower, the oldest player in the NHL, was 42 and Allan Stanley was 41... Terry Sawchuk and Bower split time between the pipes for the Maple Leafs in the Final, each making their mark on the series... Sawchuk suffered the loss in Game 1 before Bower recorded a shutout in Game 2 and backstopped Toronto to a 3-2 overtime win in Game 3, which has been described as “one of the most exciting games ever played”... Sawchuk then replaced an injured Bower prior to Game 4 and played the rest of the series, including a 41-save performance in the deciding Game 6... Al Smith was called up from the minors to serve as a back-up goaltender in Game’s 4 and 5, while Bower returned as a back-up for Game 6... It was the last Stanley Cup of the NHL’s ‘Original Six’ as the league would double in size with the addition of six new expansion teams for the 1967-68 season... Mid-way through the 1966-67 season, the Maple Leafs suffered a 10-game losing streak and Punch Imlach had to take time off to recover from trauma and strain... King Clancy took over as temporary head coach and the team went 7-1-2, climbing back into the playoff picture and staying there when Imlach returned... The Leafs introduced a new jersey just before the playoffs in 1967, featuring an 11-point leaf (like that on Canada’s flag) in place of the former 35-point leaf.



STATISTICS IN STANLEY CUP FINALS

ALL-TIME FINAL SERIES RECORD

Versus	Series	W	L	GP	W	L	GF	GA
Boston	1	0	1	5	1	4	6	12
Chicago	2	1	1	10	5	5	26	25
Detroit	7	6	1	38	25	13	114	85
Montreal	5	3	2	26	13	13	60	72
NY Rangers	3	1	2	13	6	7	34	35
Defunct Teams	3	2	1	13	6	7	38	40
Totals	21	13	8	105	56	49	278	269

FINAL SERIES APPEARANCES

Versus	Year	Winner	W	L	GF	GA
Van. Millionaires	1918	Toronto (Toronto Arenas)	3	2	18	21
Van. Millionaires	1921	Toronto (Toronto St. Patricks)	3	2	16	9
NY Rangers	1932	Toronto	3	0	18	10
NY Rangers	1933	NY Rangers	1	3	5	11
Mtl Maroons	1935	Maroons	0	3	4	10
Detroit	1936	Detroit	1	3	11	18
Chicago	1938	Chicago	1	3	8	10
Boston	1939	Boston	1	4	6	12
NY Rangers	1940	NY Rangers	2	4	11	14
Detroit	1942	Toronto	4	3	25	19
Detroit	1945	Toronto	4	3	9	9
Montreal	1947	Toronto	4	2	13	13
Detroit	1948	Toronto	4	0	18	7
Detroit	1949	Toronto	4	0	12	5
Montreal	1951	Toronto	4	1	13	10
Montreal	1959	Montreal	1	4	12	18
Montreal	1960	Montreal	0	4	5	15
Chicago	1962	Toronto	4	2	18	15
Detroit	1963	Toronto	4	1	17	10
Detroit	1964	Toronto	4	3	22	17
Montreal	1967	Toronto	4	2	17	16

TOP FIVE FINAL SERIES SCORERS

Player	GP	G	A	TP	PIM
Ted Kennedy	26	12	11	23	8
George Armstrong	33	9	13	22	22
Frank Mahovlich	32	7	15	22	39
Syl Apps	32	10	11	21	6
Bob Pulford	33	8	13	21	44

PAGES 494 - 511

MEDIA INFORMATION



MEDIA INFORMATION LINE:

During the hockey season, the Maple Leafs' Media Information Line provides daily updated team information such as player transactions, media availability times, practice times and locations.

MEDIA CREDENTIALS:

Full season media credentials are issued to those members of the media who regularly cover the Toronto Maple Leafs. Approved media will receive a full season media credential prior to the conclusion of training camp. The credential is valid for all Maple Leaf home games, practices and game-day morning skates.

Single game media credentials will be issued on a priority basis to media covering game-related stories, on deadline only. Requests must be made to Steve Keogh by e-mail (skeogh@torontomapleleafs.com) at least 24 hours prior to game time.

Credentials must be worn in a visible manner by all members of the approved media.

Media intent on covering the team on the road must notify a member of the Leafs media relations department in order to guarantee road accreditation. Notification should be no later than two days before the game.

MEDIA BROADCAST VEHICLES AT AIR CANADA CENTRE:

Building security will not permit any media broadcast vehicles, satellite uplink trucks, company and personal vehicles to park on the East or West Plaza of the arena on game nights as per NHL and Air Canada Centre security regulations. Vehicles will be subject to ticketing and towing at the discretion of the Security staff.

LIVE BROADCAST POLICY:

Media may broadcast live from the public areas on Bay Street. Media is not permitted to broadcast live from inside the arena or the Galleria unless a feed has been arranged through the Air Canada Centre staff. Broadcasters requesting a live feed from inside the arena must use arena facilities and book their request through Kathy Spencer at Sure Connect at (416) 543-8429 (cellular) or (866) 805-9013 (office). Other than the game rights holder, broadcasters are not permitted to use the arena bowl as a backdrop for a live feed within 30 minutes prior to the start of the game as per NHL regulations.

MEDIA ENTRANCE:

The Media Entrance (Door 2B) on game nights is located directly beside Gate 2 at the northeast end of Air Canada Centre. Access for the media will commence two and half hours before the start of the game. Gate 2 is the media entrance for all practices and morning skates.

FOSTER HEWITT MEDIA GONDOLA AND SEATING:

Seating in the Foster Hewitt Media Gondola must be requested to Steve Keogh no later than 24 hours prior to a game. The gondola is located on the south end of the building, opposite the team benches. For access to the gondola, members of the media can take a dedicated elevator located on the southwest end of the event level (dressing room and Rogers Media Centre level).

STROBE LIGHTS/PHOTOGRAPHY:

Strobe photographers must contact Steve Keogh (416-815-5761) of the Maple Leafs' Media Relations department to arrange payment method. A limited number of strobe light sets are available at Air Canada Centre on a first-come, first-served basis, at the discretion of the Leafs' Media Relations Staff.

PHOTOGRAPHY POSITIONS:

Section 108 in the red level (centre-ice opposite both team benches) is the designated area for non-ice level shooting positions. Shooting positions are unassigned in this area. A maximum of three photographers may shoot the pre-game warm-ups from the players' benches at one time (one on the Leaf bench and two on the visitors bench or vice versa).

Maple Leaf team photographer Graig Abel will assign ice-level shooting positions on game days. Shooting positions will remain the same throughout all games unless notified otherwise. Ice level positions in the southeast corner of the rink (Maple Leafs' net for two periods and on the penalty box side) will be restricted to three cameras. The arrangement will allow either two television rights holder handheld cameras and one still photographer, or one television rights holder camera and two still photographers.

INTRODUCTION

Air Canada Centre is Canada's premier sports and entertainment venue and home to the Toronto Maple Leafs Hockey Club, Toronto Raptors Basketball Club and the Toronto Rock Lacrosse Team. Air Canada Centre first opened its doors in February 1999 and over its 15 year history it has been recognized with more than 30 industry awards and has played host to more than 39 million fans at over 2,600 events including Raptors, Leafs and Rock games, as well as concerts and live events.

LOCATION

Air Canada Centre is connected to Union Station and the underground pedestrian PATH system, providing easy access to public transportation (TTC, subway and GO Transit) for fans attending events.

ARENA FEATURES

Air Canada Centre is located just south of Union Station and accessible via the Galleria which houses the Ticket Office, the MasterCard Experience Zone and an interactive hockey and basketball Fan Zone providing entertainment for fans attending the game. In addition, an historical display of artifacts from the original Canada Post Building and construction site are prominent features.

In 2010, Air Canada Centre expanded the west-side of the building creating an Atrium. This multi-tiered concourse is home to a high-definition broadcast studio for NBA TV Canada, Leafs TV and GOLTV. The open concept setting of the broadcast studio allows fans to get up close with some of their favourite Toronto Raptors, Toronto Maple Leafs and Toronto FC TV personalities.

Air Canada Centre houses three of its own exclusive award-winning restaurants – Platinum Club, Air Canada Club and Hot Stove Club – as well as a 4,000 square foot Chairman's Suite premium dining experience. The restaurants, along with themed concession stands and kiosks, offer a diversity of food and beverage that capture Toronto's multicultural flavour. Two in-house bars – the Crown Corner and Molson Canadian Brewhouse (which has its own micro-brewery) - are favourite spots where fans can meet friends before the game or for a drink between quarters. Guests can also now mingle on the 'Fan Deck', an exciting new lounge overlooking the arena bowl and the newest addition to Air Canada Centre.

ACCESSIBILITY

As the proud recipient of the Jeff Adams Award of Excellence for facility accessibility, Air Canada Centre has dedicated accessible seating areas for disabled guests and their companions located throughout the building providing maximum flexibility and pricing selection. All ticket and vendor windows, as well as the public washrooms are wheelchair accessible with accommodating counter heights and lower urinals equipped with grab bars. TTY phones are available on

both the 100 and 300 levels with all payphones equipped with volume control. Braille and tactile signage is also used throughout the arena.

FAN CONSIDERATION

Air Canada Centre is committed to ensuring the arena remains at the top of its game and its guests have a great fan experience. The arena's intimacy is felt from the moment fans walk inside the building. The seating pitch is steeper than most, creating the very best sightlines for basketball. All Air Canada Centre seats are fully upholstered and 19-20" wide. Since opening in 1999, millions of dollars have been invested in upgrading Air Canada Centre's features to keep the venue state-of-the-art and to keep fans excited and coming back. The arena's top-notch acoustic technology has been further enhanced through a JBL sound system. An automatic retractable seating system has dramatically reduced the arena's conversion time enabling the facility to move from hockey to basketball (and visa versa) mode in a matter of hours. A high-definition scoreboard and display system was installed in 2008 at a cost of \$8 million. The system allows fans to feel much closer to the action thereby enhancing their basketball and hockey experience. Manufactured by Mitsubishi, the high definition videoboard screens deliver a top quality picture to all four corners of the arena with 414,720 LEDs on a single screen and 800% more LED display space. When combined with Air Canada Centre's 360 degree surface mounted LED video message board, it brings the total number of LEDs inside the arena to 2,293,760.

Air Canada Centre's broadcast, satellite and video facilities provide the 790 LG televisions throughout the building with live game action and replays. Other fan-friendly features include a dedicated 50 milliWatt radio transmitter enabling fans to listen to play-by-play action and colour commentary.

COMMITMENT TO THE ENVIRONMENT

Reflecting a commitment to reduce its environmental footprint and sustainability, Air Canada Centre and Maple Leaf Sports & Entertainment have teamed up to Go Green through their long term investment of more than \$5 million for greening initiatives and programs for Air Canada Centre. The venue's environmental initiatives include: reducing its energy consumption by 30% through re-engineering Air Canada Centre's mechanical and electrical operations, reducing greenhouse gas emissions by 30% and offsetting the balance of our carbon footprint through Just Energy -making Air Canada Centre carbon neutral. Air Canada Centre also diverts over 60% of its waste from landfill and removes over 500 metric tons of food from the waste stream through donations to Second Harvest and in-house organic digestion.

MAPLE LEAF SQUARE

In April 2005, MLSE unveiled plans for Maple Leaf Square, a new sports and entertainment destination adjacent to Air Canada Centre's recently renovated west side. In October 2010, Maple Leaf Square officially opened for business. Jointly owned by MLSE, Cadillac Fairview and Lanterra Developments, the \$500 million development is the city's premier pre-and-post game sports and entertainment destination and will serve as an anchor in the waterfront and railroad lands development and revitalization. The connection to the downtown core is enhanced by Maple Leaf Square's direct underground link to public transit and the city's PATH system. Linked to Air Canada Centre by an enclosed glass bridge, Maple Leaf Square is home to Real Sports Bar & Grill, the Hotel Le Germain, a 48,000



square foot Longo's grocery store and e11even - fine dining destination. Modern, sophisticated and elegant, e11even embraces Toronto's energy in the heart of the sports and entertainment district. The large public area between Maple Leaf Square and Air Canada Centre (the 'square') creates a larger significant stage for fans to enjoy special events on the large screen. Since opening in 2010, the Square has hosted Leafs and Raptors season kick-off, draft and playoff parties, the Canadian Olympic team block party and events for the 2015 Pan Am Games.

AIR CANADA CENTRE FACTS

Location:	40 Bay Street, at Lakeshore Blvd.
Owner:	MLSE
Original Cost:	\$265 million, all privately financed
Economic Impact:	\$2.4+ billion to the local economy over 10 years
Architect:	Brisbin Brook Beynon Architects
Contractor:	PCL Constructors Eastern Inc.
Seating Capacity:	Hockey - 18,819 Basketball - 19,800 Full house concert - 20,000+ Theatre - 5,800
Luxury Suites:	154, in total, including 40 Platinum lounges, unique to North America
Size:	700,000 square foot arena project*
Tower:	140,000 square foot, 12-storey office tower
Parking:	Approximately 13,000 parking spaces within immediate walking distance
Public Transit:	Two minute walk from adjacent Union Station (TTC, GO transit)
Accessibility:	Fully accessible for persons with disabilities and their companions with seating available at most price levels.
Washrooms:	56 public washrooms in the building
Scoreboard:	Mitsubishi videoboard
Video:	Over 790 LG televisions located throughout the building
Audio:	State-of-the-art JBL sound system and back of house audio by Klipsch.
Seats:	19"-22" wide, fully upholstered
Restaurants:	Molson Brewhouse, Crown Corner, Air Canada Club, Platinum Club, Hot Stove Club.

AIR CANADA CENTRE KEY DATES

December 21, 1994:	Plans unveiled for arena at 40 Bay Street site
February 24, 1995:	Building named Air Canada Centre
March 12, 1997:	Official ground-breaking
April 28, 1997:	The first concrete is poured at site
January 2, 1998:	Installation of roof begins
February 12, 1998:	Maple Leaf Gardens, Ltd. purchases Toronto Raptors and Air Canada Centre
February 20, 1999:	First NHL game: Toronto 3, Montreal 2 (OT) - Todd Warriner scored first goal, Steve Thomas scored overtime winner
February 21, 1999:	First NBA game: Toronto 102, Vancouver 87
February 22, 1999:	First concert: The Tragically Hip

AIR CANADA CENTRE SEATING CHART



- | | | |
|--|--|--|
|  PLATINUM |  BLUE |  EXECUTIVE SUITES |
|  GOLD |  GREEN |  LOGE SUITES |
|  RED |  PURPLE |  THEATRE SUITES |

MAPLE LEAF SQUARE



MAPLE LEAF SQUARE

In April 2005, Maple Leaf Sports & Entertainment (MLSE) unveiled plans for Maple Leaf Square, a new sports and entertainment destination adjacent to Air Canada Centre. In October 2010, Maple Leaf Square officially opened its doors to the public.

Jointly owned by MLSE, Cadillac Fairview and Lanterra Developments, the \$500 million development is the city's premier pre- and post-game sports and entertainment destination and also serves as an anchor in the development and revitalization of the waterfront and railroad lands. The connection to the downtown core is enhanced by Maple Leaf Square's direct connection to Union Station, Toronto's public transit (Go Transit and TTC) and the city's underground PATH system.

Linked to Air Canada Centre by an enclosed glass bridge, Maple Leaf Square is home to Real Sports Bar & Grill, the Toronto Maple Leafs, Toronto Raptors, Toronto Marlies and Toronto FC's official team store - Real Sports Apparel, Hotel Le Germain, a 48,000 square-foot Longo's grocery store and fine dining destination, e11even. Modern, sophisticated and elegant, this upscale restaurant provides guests with a carefully created food and drink menu that embodies Toronto's dynamic culture and style.

The large public area between Maple Leaf Square and Air Canada Centre (the 'square') creates a larger significant stage for fans to enjoy special events on the large screen. Since opening in 2010, the Square has hosted season kick-off tailgate parties, the Canadian Olympic Team Block Party, the Toronto Raptors Draft Party and events for the 2015 Pan Am games.

e11even
the perfect time



RS REALSPORTS BAR & GRILL

Located at Maple Leaf Square and adjacent to Air Canada Centre, Real Sports Bar & Grill is the most authentic sports experience you can get outside the court, rink and playing field. Offering an extensive menu ranging from premium items to traditional sports bar fare and 119 taps featuring more than 36 brands of beer, the 25,000 square-foot sports bar is also home to 199 High Definition televisions and a two-story 32-foot HD screen.



RS REALSPORTS APPAREL

Real Sports Apparel is the authentic team store of the Toronto Maple Leafs, Toronto Raptors, Toronto FC and Toronto Marlies. Real Sports Apparel offers the largest selection of exclusive team merchandise in a unique environment, located just steps from the ice and the court at Gate 1 of Air Canada Centre. Open seven days a week and online 24/7 at shop.realsports.ca, Real Sports Apparel is committed to helping fans wear their pride, however they wish to do it.



MASTERCARD CENTRE FOR HOCKEY EXCELLENCE



CENTRE FOR HOCKEY EXCELLENCE


In September 2009, the MasterCard Centre for Hockey Excellence opened in partnership with the Toronto Maple Leafs, Toronto Marlies and Lakeshore Lions Club. It was the first community ice facility to be built in the Toronto-area in over 25 years. The MCC serves as the Maple Leafs and Marlies practice facility and is home to the Toronto Maple Leafs Hockey School.

The state-of-the-art practice and community facility includes four ice pads – three NHL-size and one Olympic-size – a spectator area that can seat up to 1,000 fans, and close to 30,000 square feet of Leafs and Marlies dressing room and training space. The Leafs and Marlies have invested \$5.5 million on their dedicated space, which houses the finest technology, exercise facilities, a medical room to support diagnosis and treatment; and a physiotherapy room that supports rehabilitation and recovery.

The Leafs and Marlies Practice Facility will become synonymous with hockey development and aspires to be a successful NHL global model, an intelligence centre that sets the standard for training and high performance in hockey worldwide.

The MasterCard Centre for Hockey Excellence serves as a great community asset that makes hockey accessible to the public. The Leafs also use the arena to run hockey development clinics and programs including Toronto Maple Leafs Hockey School, taking their outreach efforts to new levels by bringing hockey to Ontario's youth.

Hockey Canada's Ontario Regional Office and the Hockey Hall of Fame's Resource Centre and Archives are also tenants in the facility.



NATIONAL HOCKEY LEAGUE

New York, 1185 Avenue of the Americas, New York, NY 10036, 212-789-2000

Montréal, 1800 McGill College Avenue, Suite 2600, Montréal, Québec, H3A 3J6
514-841-9220

Toronto, 50 Bay Street, 11th Floor, Toronto, Ontario, M5J 2X8, 416-359-7900



Gary B. Bettman

EXECUTIVE

Commissioner.....	Gary B. Bettman
Deputy Commissioner.....	William Daly
Chief Operating Officer.....	John Collins
Senior Executive Vice President of Hockey Operations.....	Colin Campbell

HOCKEY OPERATIONS

Senior Vice President of Hockey Operations.....	Mike Murphy
Senior Vice President of Hockey Operations.....	Kris King

COMMUNICATIONS (@PR_NHL)

Executive Vice President, Communications.....	Gary Meagher,
Group Vice President, Communications.....	Frank Brown,
Group Vice President, Event Communications & Player Development.....	Jamey Horan,
Group Vice President, Communications.....	John Dellapina
Statistician & Information Officer.....	Benny Ercolani
Senior Director, News Services.....	Greg Inglis
Director, Event Communications & Player Development.....	Schuyler Baehman
Director, Communications.....	Nirva Milord
Director, Communications.....	Jennifer Moad
Director, Communications.....	Julie Young
Senior Manager, Communications.....	David Keon
Manager, Communications.....	Trevor Bjergso
Manager, Communications.....	Brendon Crossman
Manager, Communications.....	Jasmine Ghafour
Coordinator, Communications.....	Josh Bernstein
Coordinator, Event Communications & Player Development.....	Nicole Buckley
Assistant, Event Communications & Player Development.....	Lauren Wolman,



TM

DIVISIONAL ALIGNMENT

The NHL's divisional alignment and scheduling matrix ensures all 30 teams play in all 30 arenas at least once each season. In creating more geographically-appropriate groupings, the NHL has two eight-team divisions in the Eastern Conference and two seven-team divisions in the Western Conference.

WESTERN CONFERENCE

Pacific Division

Anaheim
Arizona
Calgary
Edmonton
Los Angeles
San Jose
Vancouver

Central Division

Chicago
Colorado
Dallas
Minnesota
Nashville
St. Louis
Winnipeg

EASTERN CONFERENCE

Metropolitan Division

Carolina
Columbus
New Jersey
NY Islanders
NY Rangers
Philadelphia
Pittsburgh
Washington

Atlantic Division

Boston
Buffalo
Detroit
Florida
Montreal
Ottawa
Tampa Bay
Toronto

REGULAR-SEASON SCHEDULE MATRIX

Western Conference (7-Team Divisions)

Within Conference (Division): 29 games

* 5 games vs. five teams (3 Home/2 Away vs. two teams, 2 Home/3 Away vs. three teams) **AND**
4 games vs. one team (2 Home/2 Away). Teams rotated on a yearly basis.

* 5 X 5 = 25 games

* 1 X 4 = 4 games

Within Conference (Non-Division): 21 games

* 3 games vs. each team (2 Home/1 Away vs. four teams, 1 Home/2 Away vs. three teams).
Teams rotated on a yearly basis.

* 3 X 7 = 21 games

Non-Conference: 32 games

* 2 games vs. each team (1 Home/1 Away)

* 2 X 16 = 32 games

(Exception: one team from each division plays one less game inside Division and one more game inside Conference outside Division).

Eastern Conference (8-Team Divisions)

Within Conference (Division): 30 games

* 5 games vs. two teams (3 Home/2 Away vs. one team, 2 Home/3 Away vs. one team) **AND**
4 games vs. five teams (2 Home/2 Away). Teams rotated on a yearly basis.

* 5 X 2 = 10 games

* 4 X 5 = 20 games

Within Conference (Non-Division): 24 games

* 3 games vs. each team (2 Home/1 Away vs. four teams, 1 Home/2 Away vs. four teams).
Teams rotated on a yearly basis.

* 3 X 8 = 24 games

Non-Conference: 28 games

* 2 games vs. each team (1 Home/1 Away)

* 2 X 14 = 28 games

STANLEY CUP PLAYOFF FORMAT

Playoff qualification will be primarily Division-based, with the top three finishers in each Division qualifying for the first 12 spots in the Stanley Cup Playoffs (and the first three "seeds" in each Division).

The two additional playoff spots in each Conference, designated as "Wild Cards," will be awarded to the next two highest-placed finishers in each Conference, ranked on the basis of regular-season points and regardless of Division.

"Seeding" of the Wild Card teams within each Divisional Playoff will be determined on the basis of regular-season points. The first-place finisher with the most regular-season points in the Conference will be matched against the Wild Card team with the fewest regular-season points, and the first-place finisher with the second-most regular season points in the Conference matched against the Wild Card team with the second-fewest regular-season points.

The Playoffs will proceed as follows:

- * #1 vs. #4 / #2 vs. #3 -- winners play each other for berth in Conference Championship
- * Conference Finals -- Two advancing teams in the West and two advancing teams in the East meet in Conference Championship
- * Eastern and Western Conference Champions meet in Stanley Cup Final

The League will play under this new alignment and playoff system for a minimum of three seasons, through the 2015-16 NHL season.



2014-15 NHL KEY DATES

(updated 9/11/14)

September 2014

- 11 Rookie camps open
- 18 Training camps open
- 21 Preseason schedule begins
- 24 Kraft Hockeyville: Arizona Coyotes at Calgary Flames (Sylvan Lake, Alta.)
- 25 CCM/USA Hockey All-American Prospects Game (Buffalo, N.Y.)
- 30 NHL Board of Governors Meeting (New York, N.Y.)

October 2014

- 7 Opening day playing rosters set (5:00 p.m. ET)
- 8 Opening night – Regular Season begins
- 8 2014 Molson Canadian NHL Face-Off™ (Toronto, Ont.)
- 8 Kings raise Stanley Cup banner: San Jose Sharks at Los Angeles Kings
- 11 NHL Game Night (all teams in action)
- 20-Nov. 17 Hockey Fights Cancer Awareness Month

November 2014

- 14 Hockey Hall of Fame Game: Pittsburgh Penguins at Toronto Maple Leafs (Air Canada Centre, Toronto, Ont.)
- 17 Hockey Hall of Fame induction ceremony (Toronto, Ont.)
Inductees: Rob Blake, Peter Forsberg, Dominik Hasek, Mike Modano (Player category); Pat Burns (Builder category), Bill McCreary (Referee/Linesman category); Media honorees: Kevin Allen, Pat Foley.
- 18 General Managers' Meeting (Toronto, Ont.)
- 26 NHL Founders Day (1917) – 9 games on schedule
- 28 2014 Discover NHL Thanksgiving Showdown™:
New York Rangers at Philadelphia Flyers (1:00 p.m. ET)

December 2014

- 1 Signing deadline for Group 2 free agents (5:00 p.m. ET)
- 4 U.S. Hockey Hall of Fame induction & Celebration of Lester Patrick (Minn/St. Paul, Minn.). Inductees: Karyn Bye Dietz, Brian Rafalski, Jeff Sauer, Lou Vairo.
- 8-9 NHL Board of Governors Meeting (Boca Raton, Fla.)
- 19-27 Holiday roster freeze in effect: For all players on an NHL active roster, injured reserve, or with non-roster and injured non-roster status as of midnight (local time) Dec. 19, a roster freeze shall apply through midnight (local time) Dec. 27, with respect to waivers, trades and loans, subject to the exceptions provided for in CBA Article 16.5 (d).
- 24-26 Holiday break (no scheduled practices – dressing rooms closed)
- 26-Jan. 5 IIHF World Junior Championship (Montreal, Que. & Toronto, Ont.)

January 2015

- 1 2015 Bridgestone NHL Winter Classic®:
Chicago Blackhawks at Washington Capitals (Nationals Park, Washington, D.C.)
- 13 USHL/NHL Top Prospects Game (Dubuque, Iowa)
- 21 CCM/ECHL All-Star Classic (Orlando, Fla.)
- 22 CHL/NHL Top Prospects Game (St. Catharines, Ont.)
- 22-26 NHL All-Star Break (no games played)
- 22-25 No scheduled practices – dressing rooms closed
- 24 NHL All-Star Skills Competition™ (Nationwide Arena, Columbus, Ohio)
- 25 60th NHL All-Star Game (Nationwide Arena, Columbus, Ohio)
- 27 NHL Regular Season resumes

February 2015

- 1 Hockey is for Everyone Month begins
- 14 Scotiabank Hockey Day in Canada (host: Halifax, N.S.)
- 21 2015 Coors Light NHL Stadium Series™: Los Angeles Kings at San Jose Sharks (Levi's® Stadium, Santa Clara, Calif.)
- 20-22 8th Annual Hockey Weekend Across America presented by CCM (USA Hockey)

2014-15 NHL KEY DATES

March 2015

2 Trade deadline (3:00 p.m. ET)

April 2015

9-11 NCAA Frozen Four (TD Garden, Boston, Mass.)
11 Last day of regular season (all teams in action)
15 Stanley Cup Playoffs begin
16-26 IIHF Under-18 World Championship (Zug and Lucerne, Switzerland)

May 2015

1-17 IIHF World Championship (Prague and Ostrava, Czech Republic)
21-31 CHL Memorial Cup (Quebec City, Que.)
31-June 6 NHL Combine (Buffalo, N.Y.)

June 2015

20 Last possible day for 2014 Stanley Cup Final
TBA Deadline for first club-elected salary arbitration (later of June 15 or 48 hours after the conclusion of the Stanley Cup Final, 5:00 p.m. ET)
26-27 NHL Draft (BB&T Center, Sunrise, Fla.)

July 2015

1 Free agency begins (12:00 p.m. ET)
5 Deadline for player-elected salary arbitration notification (5:00 p.m. ET)
6 Deadline for club-elected salary arbitration notification (5:00 p.m. ET)
20-Aug. 4 Salary arbitration hearings held

August 2015

6 Deadline for salary arbitration decisions to be rendered

Assist: An assist is awarded to the player or players (maximum of two) who touched the puck prior to the goal, provided no defender plays or possesses the puck in between.

Game Played: A player receives credit for playing in a game if: i) he steps on the ice during time played or; ii) serves any penalty.

Game-Winning Goal: After the final score has been determined, the goal which leaves the winning Club one goal ahead of its opponent is the game-winning goal (example: if Team A beats Team B 8-3, the player scoring the fourth goal for Team A receives credit for the game-winning goal).

Goal: A goal is awarded to the last player on the scoring Club to touch the puck prior to the puck entering the net.

Goals-Against Average: Multiply goals allowed (GA) by 60 and divide by minutes played (MINS).

Goaltender: A goaltender receives a "W" for a win in regulation, overtime or shootout; an "L" for a loss in regulation; or an "OT" for a loss in overtime or shootout.

Penalty-Killing Pct.: Subtract total number of power-play goals allowed from total number of shorthanded situations to get total number of power-plays killed. Divide the total number of power-plays killed by the total number of shorthanded situations.

Plus-Minus: A player receives a "plus" if he is on the ice when his Club scores an even-strength or shorthand goal. He receives a "minus" if he is on the ice for an even-strength or shorthand goal scored by the opposing Club. The difference in these numbers is considered the player's plus-minus statistic.

Power-Play Goal: A goal scored by a Club while it has a manpower advantage due to an opponent's penalty. Following are some examples of what is and is not considered a power-play goal:

- if a Club has an advantage on a minor penalty starting at 2:02 of the period and it scores at 4:02, the goal is not a power-play goal.
- if a Club scores on a delayed penalty, the goal is not a power-play goal.
- if a Club has an advantage due to a five-minute major or match penalty, that Club is always credited with having one more advantage than the number of power-play goals it scores during that advantage, because the penalty does not expire. A new advantage begins after each power-play goal. For example, if Team A scores three goals during a major penalty, it is credited with four advantages.
- if a Club is on a power-play for any length of time, it is considered to have had an advantage.
- if a minor penalty is incurred by a Club on a power-play due to a major penalty, a new advantage is given to that Club when its minor penalty expires, provided the opponent's major penalty is still in effect.

Power-Play Percentage: Total number of power-play goals divided by total number of power-play opportunities.

Save Percentage: Subtract goals allowed (GA) from shots against (SA) to determine saves. Then divide saves by shots-against.

Shooting Percentage: Divide the number of goals scored by the number of shots taken.

Shorthand Goal: A goal scored by a Club while it is at a manpower disadvantage. The same cases apply for shorthand as for power-play goals, but in the opposite manner.

Shot on Goal: If a player shoots the puck with the intention of scoring and if that shot would have gone in the net had the goaltender not stopped it, the shot is recorded as a "shot on goal".

Shutout: If two goaltenders combine for a shutout, neither receives credit for the shutout. Instead it is recorded as a Club shutout.

Tenths of a Second: If a penalty or goal occurs in the last minute, the time is rounded off to the previous second (ex: if a penalty is called with 12.4 seconds left in a period, the time is indicated as 19:47 and not 19:48.)

Coaches Record: A coach receives a "W" for a win in regulation, overtime or shootout; an "L" for a loss in regulation; or an "OT" for a loss in overtime or shootout.

****Note:** No individual skater/goaltender statistics apply for the shootout.



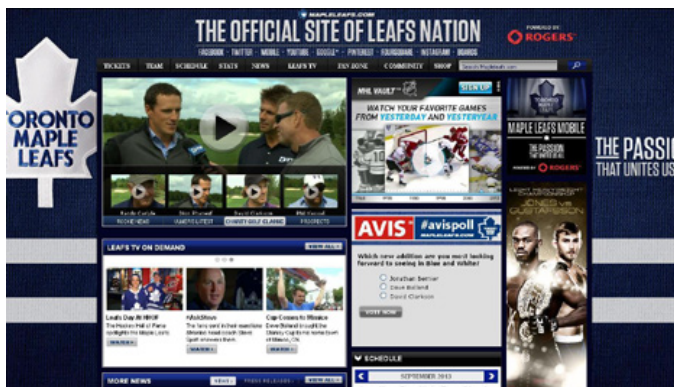
OFFICIAL STATION. LEAFS NATION.

The source for every imaginable bit of Maple Leafs news, Leafs TV is the go-to destination for the legions of fans captivated by Leafs Nation. Leafs TV provides robust pre-and post-game shows for every Leafs game. The Toronto Marlies, the Leafs' American Hockey League affiliate are also the subject of extensive coverage. Leafs TV devotes considerable air time to historical Leaf games and features on former Leafs.



MAPLELEAFS.COM

With blanket coverage of the Leafs, MAPLELEAFS.COM sets the standard for fan friendly sports sites. News, features, game stories, analysis and video highlights plus links to social media sites Twitter, Facebook, Youtube and Google+ allow Leafs Nation to get the latest team news. MAPLELEAFS.COM is the online destination for Leafs fans the world over.





**JOE
BOWEN**

@BonsieTweets

Joe Bowen enters his 33rd year as the voice of the Toronto Maple Leafs. The Sudbury, Ontario native has called over 2,600 Maple Leafs' games since the start of the 1982-83 season. Heard exclusively as the radio play-by-play announcer for his first six seasons, he began calling mid-week action on television for the hockey club at the beginning of the 1988-89 season. In 2014-15, Bowen will call all Toronto Maple Leaf radio broadcasts. The graduate of Windsor University began his radio career by doing play-by-play for the Sudbury Wolves of the Ontario Hockey League for eight years, and had a three-year stint with the former Montreal Canadiens' American Hockey League affiliate, the Nova Scotia Voyageurs.

Paul Hendrick returns for his 18th season as the Maple Leafs' sideline reporter for Leafs TV. He is also co-host of Leafs Today, and Gate 5 Live pre and post-game shows on Leafs TV. Prior to joining Leafs TV, the native of Noranda, Quebec spent time with CHCH TV in Hamilton and CKCV TV and radio in Sault Ste. Marie, Ontario. Hendrick, a graduate from the University of Toronto in Political Science, was also the play-by-play voice of Ontario University football and basketball for 15 years on CHCH TV.



**PAUL
HENDRICK**

@HennyTweets



**JIM
RALPH**

@Jim_Ralph

Jim Ralph enters his 17th season providing colour commentary and pregame show analysis for all Maple Leafs' radio broadcasts. During his tenure, Ralph has never missed a regular season or playoff game, calling over 1,400 consecutive games in that span. Ralph has also spent time on the Global Television Network as a reporter on Sportsline and co-host of Molson Leaf Hockey. He began his broadcasting career with TSN as a co-host of Rinkside, a weekly half-hour hockey show. The native of Sault Ste. Marie, Ontario played seven seasons of professional hockey as a goaltender with the Colorado Flames (CHL), Springfield Indians (AHL), Baltimore Skipjacks (AHL), Milwaukee Admirals (IHL), Nova Scotia Oilers (AHL) and Newmarket Saints (AHL). He also suited up for four seasons with the Ottawa 67's (OHA/OHL), and was named a first team all-star in 1981 and second team all-star in 1982. Ralph was drafted by the Chicago Blackhawks in the eighth round, 162nd overall, in the 1980 NHL Entry Draft.

PUBLIC ADDRESS ANNOUNCER

Andy Frost is in his ninth season as Public Address Announcer for the Maple Leafs at Air Canada Centre. The native of Winnipeg, Manitoba served as part of the team's broadcast crew for 18 seasons (1994-2013), hosting the pre and post-game show on Leafs radio broadcasts on AM 640 Toronto. Frost performed the same radio duties with the Winnipeg Jets during the 1980's. He has also been with Toronto radio station Q107 FM since 1985 and is the host of Psychedelic Psunday.



**ANDY
FROST**

@AndyFrostQ107