



MEDIA GUIDE





MEDIA GUIDE

TABLE OF CONTENTS

ADMINISTRATION

Staff Directory	4 - 5
Executives	6 - 10
Scouting Staff	11
Coaching Staff	12 - 15
Hockey Operations	16 - 18
Broadcast	19 - 21

2015-16 PLAYER ROSTER

2015-16 Player Roster	22 - 103
-----------------------	----------

NHL OPPONENTS

NHL Opponents	104 - 163
---------------	-----------

2014-15 SEASON IN REVIEW

2014-2015 Stats, Game-by-Game Results	166 - 167
Transactions	168
Individual Leaders	169 - 171
Awards	171

HISTORY & RECORDS

Season Records	174 - 175
Special Teams	176
Season Leaders	177
All-Time Records	178 - 179
Last Trade With	180
Records vs. Opponents	181
Overtime/Shootout Register	182 - 183
Overtime History	184
Year by Year Streaks	185
All-Time Hat Tricks	186
All-Time Attendance	187
All-Time Shootouts & Penalty Shots	188 - 189
Best and Worst Record	190
Season Openers and Closers	191 - 193
Year by Year Individual Statistics and Game Results	194 - 235
All-Time Lightning Preseason Results	236
All-Time Personnel History, Awards & Honors	237
All-Time Sweater Numbers	238 - 239
All-Time Draft Selections	240 - 241
All-Time Player Acquisitions & Trades	242 - 246
All-Time Skater Register	247 - 258
All-Time Goaltending Register	258 - 260
Youngest and Oldest Players	261
Lightning and Amalie Arena Firsts	261
Team History	262 - 264
All-Time Individual Record	265 - 266
All-Time Team Records	267 - 272

PLAYOFF HISTORY & RECORDS

All-Time Playoff Scoring	276
Playoff Firsts	277
All-Time Playoff Results	278 - 280
Team Playoff Records	281 - 282
Individual Playoff Records	283 - 284

MISCELLANEOUS

In the Community	288
NHL Executives	289
NHL Officials and Referees	290
Terms Glossary	291
Medical Glossary	292 - 294
Broadcast Schedule	295
Media Regulations and Policies	296 - 297
Frequently Asked Questions	298 - 299

EXECUTIVE EDITOR
EDITORS
CONTRIBUTORS
PHOTOGRAPHY
LAYOUT & DESIGN

Bill Wickett
Brian Breseman, Trevor van Knotsenburg
Doug Spencer, Brett Frieman and Aris Rogers
Getty Images, Scott Audette
Justin Langley

JEFF VINIK

CHAIRMAN & GOVERNOR



JEFF VINIK purchased the Tampa Bay Lightning on March 3, 2010, promising a comprehensive transformation of the franchise while pledging to make a significant positive impact in the Tampa Bay community. Upon acquiring the Lightning, Vinik, now 56, vowed to make the Lightning organization "world-class," creating a first-rate fan experience while putting together a team of which Tampa Bay sports fans would be proud, on and off the ice.

His Lightning have now accomplished that and more, winning the 2015 Eastern Conference Championship and advancing to the Stanley Cup Final, playing before sold-out crowds at Amalie Arena while enjoying a tremendous outpouring of support from the entire Tampa Bay community. The Lightning's success on and off the ice under Vinik in 2014-15 coincided with the emergence of a development company, Strategic Property Partners (SPP), LLC and its announcement of a 40-acre, \$1 billion, mixed-use development in downtown Tampa's south core. Vinik's partner in SPP is Cascade Investment, LLC.

In executing his plan to bring a world class franchise to life in Tampa Bay, Vinik has invested \$75 million in private funding into the publicly owned Amalie Arena to modernize a facility that is now considered one of the best in the National Hockey League. He also hired Steve Yzerman in May, 2010 to transform the Lightning team on the ice and Yzerman has delivered, earning the league's General Manager of the Year award for 2014-15 for his leadership in assembling one of the NHL's top teams.

In five seasons, the Lightning has experienced much success under Yzerman, advancing to the Eastern Conference Finals in 2011 and following that up with the Eastern Conference Championship and Stanley Cup Final playoff berth in 2015. The team is considered one of the best young teams in the NHL and it looks to compete at the highest levels for years to come.

Vinik, along with his wife, Penny, made an impact in the Tampa Bay community in 2011 by pledging more than \$10 million to be donated through the Lightning Foundation over five years to the Lightning Community Heroes program. The Heroes program honors a local hero and a representative charity with \$50,000 at all of the team's 41

home games each season.

Through 2014-15, more than \$9 million had been donated to more than 300 local non-profits in honor of 179 community heroes. The organization also commits more than 4,000 hours of community service each season through its employee volunteer program, C.H.A.R.G.E. (Contributing Hours Across our Region through our Generous Employees).

Vinik and his family increased their commitment to Tampa Bay in 2012, moving to South Tampa from the Boston area. Jeff and Penny served as the chairs of the American Cancer Society's 2012 Cattle Baron's Ball and are currently serving as chairs of the Pavilion XXX, the signature gala for the Tampa Museum of Art. The family has also extended its charitable giving in the Tampa Bay community beyond the heroes program, directly touching local non-profits, including the Florida Aquarium, Tampa Museum of Art, the United Way of Suncoast, Metropolitan Ministries, the Boys and Girls Clubs of Tampa Bay and Tampa Preparatory School.

Penny Vinik is the chair of a community arts initiative which is enabling Tampa Bay-based artists to display their works throughout Amalie Arena. She is Vice President of the Board of Trustees at Tampa Preparatory School and a board member of Tampa Museum of Art, where she led the search to select Michael Tomor as its Executive Director.

In addition to renovating Amalie Arena, Vinik, together with Cascade, hopes to revitalize Tampa's Channel District and create a truly urban, walkable 24-7 live, work and play district. In December, 2014, SPP unveiled a vision plan for nearly 40 acres of property in downtown Tampa, including a School of Medicine for the University of South Florida, corporate office buildings, a hotel, residences, retail, restaurants and entertainment.

Vinik grew up in New Jersey, and attended high school at Riverdale Country School in New York City, before graduating from Duke University (1981) with a Bachelor of Science degree in Engineering and Economics. Jeff went on to earn his Masters of Business Administration degree from the Harvard Business School, graduating in 1985.

He was awarded Duke University's Distinguished Young Alumni Award in 1994 and he later served on the Duke University Board of Trustees. In May, 2012 the family made a \$10 million donation to Duke to establish a faculty challenge fund that is being used to hire and retain professors who focus on complex societal challenges such as engineering and related areas in energy, global health, brain sciences and the environment. Vinik is a member of the Executive Committee of the National Hockey League's Board of Governors and he serves on the Boards of Directors for The Florida Council of 100 and Enterprise Florida.

Jeff and Penny reside in South Tampa and have four children: Danny, Jared, Kyra, and Joshua.

STEVE GRIGGS

CEO



STEVE GRIGGS is entering his first season as chief executive officer of the Tampa Bay Lightning, Tampa Bay Storm and Amalie Arena after being named to the position on July 24, 2015. Prior to being tabbed as CEO, he spent one year as team president and four as chief operating officer. Griggs first joined the organization as COO on August 31, 2010. He oversees all of the organization's operations, including all concerts and events held at Amalie Arena.

During Griggs' tenure with the Lightning, the team has seen significant increases in attendance, jumping nearly 12 percent from 15,497 per game in 2009-10 to 17,269 in 2010-11, his first with the team. Overall average attendance has grown by more than 21 percent, or greater than 3,000 fans per game, since he joined the team while revenues have also continually increased. Tampa Bay's success continued in 2014-15, ranking ninth in average attendance in the NHL with 18,823, outpacing traditional hockey markets such as Vancouver, Pittsburgh, Buffalo and Boston. The team's continued impressive numbers at the gate can be attributed to increases in brand management, increased value, enhanced customer service as well as overall fan experience. Under Griggs' guidance, the Bolts also have seen a significant boost in corporate partnerships as well as higher renewal and activation rates. The Lightning have also posted season ticket renewal rates of more than 90 percent and nearly doubled the base since the 2009-10 season, totaling more than 13,000 season ticket memberships, while luxury suites and Amalie Arena's new loge boxes are sold out entering the 2015-16 season.

Griggs was instrumental in generating the team's "ALL IN" and "Be the Thunder" campaigns that have galvanized the fan base and served as a rallying cry to fans both at the games and in the community. "Be the Thunder" enters its fifth consecutive season in 2015-16, further demonstrating its staying power and paying tribute to the Lightning's passionate fan base, making them part of the team. Griggs continues to play a significant role in the vast improvements being done each year to Amalie Arena. During the summer of 2015, the three-year renovation total reached greater

than \$85 million, which has enhanced the experience of fans, season ticket members and corporate partners. Projects have included a signature stage with pipe organ, Coors Light Between the Pipes; new seats throughout the arena; reconstructed executive suites; a paradise deck overlooking downtown, the Bud Light Party Deck; a grand entry with an improved, guest-friendly ticket office and merchandise store; a fully renovated club level with loge boxes; a new outdoor deck on the East side of Amalie Arena overlooking Channelside Bay Plaza; as well as a new \$5 million center-hung scoreboard, just to name a few. Under Griggs' guidance, the Lightning have ranked in the Top 10 amongst 123 major sports teams in ESPN's "Ultimate Standings" three of the previous four years, including sixth in 2014.

Before coming to Tampa Bay, he spent nearly three years serving as executive vice president of sales and marketing for the Orlando Magic. During his time in Orlando, Griggs oversaw the Magic's corporate partnerships, premium sales and services, season ticket services and operations, brand management, event presentation and ticket sales departments. Griggs also directed strategic sales and marketing efforts for the new Amway Center, which opened in October 2010.

Griggs was extremely influential in growing the Orlando season ticket base to more than 14,000, sporting 75 consecutive sellouts and ranking second overall in the ESPN Ultimate Standings. Griggs also established the Champions of the Community partnership program for the team's founding partners of the new Amway Center. He led all digital signage platforms that made the Amway Center one of the most technologically advanced buildings in North America. Griggs re-engineered the Magic brand while introducing a new primary logo, new third jersey and establishing the BeMagic and EnterLegend campaigns.

Prior to joining the Magic, Griggs served for eight years as the vice president of sales and service for the Minnesota Wild of the National Hockey League and its parent company, Minnesota Sports & Entertainment (MSE). In Minnesota, Griggs' responsibilities included overseeing all Wild and MSE ticket sales and service, corporate sales and service, suite sales and service, retail operations as well as group and event suite sales. Before joining the Wild, Griggs served as the vice president of corporate sales and service for Sportsco International, LP and SkyDome. The Aurora, Ontario native also worked for Maple Leaf Sports & Entertainment (MLSE), the NBA's Toronto Raptors (1994-99) and the NHL's Toronto Maple Leafs (1998-99) as the director of ticket sales and service, where he led the sales and relocation efforts from historic Maple Leaf Gardens into Air Canada Centre in Toronto.

Griggs and his wife, Janell, have a daughter and a son.

STEVE YZERMAN

VICE PRESIDENT & GENERAL MANAGER, ALTERNATE GOVERNOR



The Tampa Bay Lightning hired **STEVE YZERMAN** as vice president and general manager on May 25, 2010, making him the sixth in franchise history. Entering his sixth season in Tampa Bay in 2015-16, Yzerman is responsible for all Lightning hockey operations, including the coaching and scouting staffs, player procurement and development, as well as minor league affiliations and operations. Also serving as alternate governor, he reports directly to owner and governor Jeff Vinik. Yzerman signed a four-year extension with Tampa Bay on April 7, 2014, keeping him with the Lightning through the 2018-19 season.

Yzerman has been meticulous in his approach to running the Lightning's hockey operations department, with an emphasis on drafting and development. Despite a run to the Stanley Cup Final in 2015 and the Eastern Conference Final in 2011, Yzerman has remained methodical in the process and refused to sacrifice sustained, long-term success for the sake of short-term goals. Instead he has focused on the draft and cultivating the team's young talent. That approach has started to pay off as home-grown players such as Tyler Johnson, Ondrej Palat, Nikita Kucherov, Alex Killorn, Nikita Nesterov, Andrej Sustr and others now form part of the nucleus that propelled the Lightning to the 2015 Stanley Cup Final and have Tampa Bay poised to be a contender for years to come.

Despite a young core, Yzerman added 2,710 games of regular season experience and 301 in the playoffs during the summer of 2014 with a number of key signings. He was also able to add veteran defenseman Braydon Coburn at the trade deadline to solidify the blue-line. The result was one of the most successful seasons in Lightning franchise history, reaching the 50-win plateau for the first time and establishing a new record with 32 home wins. Tampa Bay's success carried over to the playoffs, as the team went to its second Stanley Cup Final, eventually losing in six games to the Chicago Blackhawks. Yzerman was rewarded for his work and the team's success, being named the NHL's General Manager of the Year at the league's annual awards show in Las Vegas.

The Lightning enter the 2015-16 season with almost an identical roster as the one that brought them to within two wins from the franchise's second Stanley Cup a season ago but the organization's depth and commitment to player development is still apparent. Tampa Bay's top pick in 2013, Jonathan Drouin, has a year of NHL experience under his belt, goaltender Andrei Vasilevskiy continues to learn the North American game, Vladislav Namestnikov is expected to play a bigger role and defenseman Slater Koekkoek continues to progress. Meanwhile highly-touted prospects Adam Erne, Anthony DeAngelo and Adam Wilcox prepare for their first full professional seasons. Both the present and the future look bright for the Bolts under Yzerman's leadership.


Prior to joining the Lightning, Yzerman, 50, spent four seasons as vice president with the Detroit Red Wings. During that time he worked closely with general manager Ken Holland, senior vice president Jim Devellano and then-assistant general manager Jim Nill on evaluating talent at both the professional and amateur levels. Yzerman is a four-time Stanley Cup Champion, winning three as a player (1997, 1998 and 2002) and another as a member of Detroit's management team (2008). Overall he spent 27 seasons with the franchise. He was inducted into the Hockey Hall of Fame in 2009, his first year of eligibility.

After retiring from the game, Yzerman became an integral part of Hockey Canada's management team. He served as general manager for Canada at the 2007 and 2008 IIHF World Championships, bringing home gold and silver respectively. He returned to the post at the 2013 tournament in Stockholm, Sweden and Helsinki, Finland. He then led Hockey Canada to a magical moment when his team defeated the United States in overtime to win the Gold Medal on home ice at the 2010 Winter Olympics in Vancouver, where he served as executive director. He held the same position for the 2014 games in Sochi, Russia with a similar result, as Team Canada again took Gold. Yzerman also won an Olympic Gold Medal as a player with Canada in 2002.

Yzerman and his wife, Lisa, have three daughters.

JULIEN BRISEBOIS

ASSISTANT GENERAL MANAGER



JULIEN BRISEBOIS enters his sixth season as assistant general manager of the Tampa Bay Lightning after being named to the position on July 16, 2010. He reports directly to vice president and general manager Steve Yzerman and assists him in all aspects of player personnel decisions, analytics, contract preparation and negotiation, as well as salary arbitration for the Lightning and the Syracuse Crunch of the American Hockey League, for whom he also serves as general manager. BriseBois also manages interpretation of the NHL's collective bargaining agreement and the salary cap for Tampa Bay.

As general manager of the Lightning's top affiliate, the Syracuse Crunch and the Norfolk Admirals before that, BriseBois has been the architect of teams that reached the Calder Cup Finals in two of the previous four seasons, including winning the championship in 2012 in Norfolk. With the Lightning's emphasis on drafting and development, the Crunch play an integral role in Tampa Bay's success. During BriseBois' tenure overseeing the Lightning's top minor league affiliate, they have produced two AHL most valuable players, a defenseman of the year and have graduated numerous key players including most of the Lightning's roster that reached the Stanley Cup Final in 2015 as well as head coach Jon Cooper. During the 2011-12 season, BriseBois' Norfolk Admirals set a professional sports record with a 28-game winning streak that propelled Norfolk to the AHL's best regular season record. The team's regular season success continued in the playoffs as the Admirals went on to win the organization's first Calder Cup, the first championship by a Lightning AHL affiliate. BriseBois was instrumental in helping build the organization's depth with signings that proved instrumental to both the Lightning and the Admirals, demonstrated by nine players being recalled to Tampa Bay during that season. In 2010-11 the Hockey News recognized BriseBois as the top hockey executive under 40 years of age in their "Top 40 Under 40" listing.

Prior to coming to Tampa Bay, BriseBois, 38, spent nine seasons with the Montreal Canadiens after joining the organization on September 1, 2001 as director of legal affairs. In July of 2003, he added director of hockey operations to his duties before being named vice president of hockey operations on July 24, 2006. In this capacity, BriseBois oversaw the Canadiens' AHL affiliate, the Hamilton Bulldogs. The Bulldogs went on to win the 2007 Calder Cup during the first season under BriseBois' direction. On August 23, 2007, BriseBois was named the general manager of the Hamilton Bulldogs, making him the youngest in the AHL at the time. During that time he retained his position with the Canadiens.


A native of Greenfield Park, Quebec, BriseBois was employed by the Heenan Blaikie law firm before joining the Canadiens. During that time he worked in the field of sports law, where he represented several NHL and Major League Baseball clubs in arbitration cases as well as acting as an advisor in contract negotiations. BriseBois also participated in the reform of the Constitution and By-Laws of the Quebec Major Junior Hockey League.

BriseBois is a graduate of the University of Montreal Faculty of Law and earned a Master's degree in business administration from the John Molson School of Business at Concordia University. He is a member of the Quebec Bar, the American Bar Association and the Sports Lawyers Association.



PAT VERBEEK

ASSISTANT GENERAL MANAGER, DIRECTOR OF PLAYER PERSONNEL



NHL veteran **PAT VERBEEK** enters his sixth season with the Tampa Bay Lightning, his fifth as assistant general manager. He was hired by the Lightning as director of professional scouting on June 8, 2010 and then named assistant general manager on July 1, 2011. Verbeek oversees all of the team's professional scouting operations, aids in player procurement and reports directly to the general manager. He will also serve on the management team for the Team North American Youngstars for the 2016 World Cup of Hockey.

Before joining the Lightning, Verbeek, 51, spent four seasons as a pro scout with the Detroit Red Wings,

assisting the management staff as the organization both built from within and made key acquisitions from outside to build a deep and talented roster. He scouted select teams at both the AHL and NHL levels, providing key information to the Detroit coaching and management staffs regarding potential trades and free agent

acquisitions.

A native of Sarnia, Ontario, Verbeek played for five different teams during a 20-year NHL career. He appeared in 1,424 games with the New Jersey Devils, Hartford Whalers, New York Rangers, Dallas Stars and Red Wings, compiling 522 goals and 1,063 points. He is the only player in NHL history to total more than 500 goals and 2,500 career penalty minutes. Verbeek also won the Stanley Cup with Dallas in 1999.

During the summer of 2015 Verbeek served on the management team for Hockey Canada at the IIHF World Championships in the Czech Republic. Canada won the Gold Medal in dominating fashion, with a 6-1 win over Russia in the title game. It was Verbeek's first time on a Team Canada management team.

Verbeek was originally drafted by New Jersey in the third round, 43rd overall, of the 1982 NHL Entry Draft.

TOM KURVERS

SENIOR ADVISOR TO THE GENERAL MANAGER



TOM KURVERS enters his eighth season with the Tampa Bay Lightning, his fourth as senior advisor to the general manager after being originally hired on July 9, 2008. Kurvers served three years as assistant general manager from 2008-11 and also oversaw the Lightning's hockey operations department on an interim basis from April through May of 2010.

Kurvers' role with Tampa Bay is multi-purpose. He oversees the scouting and signing of all college free agents and works directly with the team's amateur scouting staff on possible free agent targets. Kurvers also advises the general manager on potential trades and free agent signings at the professional level. In addition to his duties with the Lightning, Kurvers served on USA Hockey's advisory board for the 2014 IIHF World Championships.

Prior to joining the Lightning, Kurvers served three seasons as director of player personnel for the Arizona Coyotes. As director of player personnel, he oversaw all aspects of the team's scouting, including both the Coyotes' amateur and pro scouting departments. He spent a total of 11 years with the Coyotes, including one as a radio analyst and seven as a professional scout. He also served as interim assistant coach for the final two months of the 2003-04 season.

Kurvers played 11 NHL seasons from 1984-95, appearing in 659 regular season games, recording 93 goals and 328 assists for 421 points. He also played in 58 Stanley Cup playoff games, recording eight goals and 30 points. He was a Stanley Cup Champion with the 1986 Montreal Canadiens.

Before joining the professional ranks, Kurvers had an outstanding college career at the University of Minnesota - Duluth, setting numerous school records including most career goals by a defenseman (43), most career assists (152) and assists by a defenseman (career -149 and season -58). In 1984, he was honored with the Hobey Baker Award, WCHA MVP and was named an All-American. Kurvers was named to the WCHA Top 50 of All-Time Team and has been inducted into both the UMD and Bloomington Jefferson High School Athletic Hall of Fames.

Kurvers received his undergraduate Bachelor of Arts degree in communications from UMD in 1984. While an active NHL player, he began graduate studies in 1991, completing courses in the off-seasons through 1996. Highlighted in the curriculum was an accredited seminar sponsored by the world renowned Aspen Institute. Upon retirement in 1997, he earned his Masters of Business Administration degree in sports management from the University of St. Thomas.



AL MURRAY

DIRECTOR OF AMATEUR SCOUTING



AL MURRAY enters his sixth season with the Lightning after being named to the position of director of amateur scouting on August 16, 2010. Murray oversees all amateur scouting operations, runs the draft and reports directly to the general manager.


Before coming to Tampa Bay, Murray served with Hockey Canada for three years as head scout of men's national teams. During his time with Hockey Canada, he was responsible for all player evaluations and selections for National Junior Team as well as the National Men's Under-18 Team. He also worked with regional under-17 programs. Murray won the Gold Medal at both the 2008 and 2009 World Junior Championships, and won gold at the 2008 World Under-18 Championship. He won championships with the National Men's Summer Under-18 Team at the 2008, 2009 and 2010 Ivan Hlinka Memorial Tournaments.

Prior to joining Hockey Canada, Murray spent 12 years with the Los Angeles Kings, serving as director of amateur scouting. In that position he was responsible for the team's amateur scouting operation, including scheduling, assignments, evaluation of talent and development of the final list of players leading up to the NHL Entry Draft. Before Murray was named to that position he spent six years as the Kings' western scouting coordinator.

Murray served as head coach of the University of Regina's men's hockey team from 1985-88. Before that he served as the development coordinator for the Ottawa District Hockey Association, one of Hockey Canada's 13 branches. Murray also spent time as the head coach of the Kemptville 73s (Junior B) and Ottawa Senators (Junior A). He also won a bronze medal as an assistant coach with the University of Ottawa men's team at the 1981 CIAU championship.

DARRYL PLANDOWSKI

HEAD AMATEUR SCOUT



Scouting veteran **DARRYL PLANDOWSKI** enters his eighth season as head amateur scout. He aids in managing the team's amateur scouting staff and aids in draft preparation and execution.

Before joining the Lightning, he spent two seasons as an amateur scout for the Pittsburgh Penguins. Prior to that, he served eight years in the same capacity for the Buffalo Sabres. Before entering the NHL, Plandowski spent four seasons as a scout for the Seattle Thunderbirds of the Western Hockey League and two seasons as an assistant coach.

Plandowski played college hockey at Northern Michigan University from 1987 until 1991, recording 53 goals and 131 career points in 166 career games.

Plandowski and his wife, Jill, reside in Halifax, Nova Scotia, and have three sons, Marshall, Oscar and Jack.



SCOUTING STAFF

GERRY O' FLAHERTY	Professional Scout	KARI KTTUNEN	European Scout
MIKAEL ANDERSSON	European Scout	ANTON ROUTA	European Scout
JOHN BURKART	Amateur Scout	JOHN ROSSO	Amateur Scout
MICHEL BOUCHER	Amateur Scout	BRIAN PUTNAM	Amateur Scout
JAMIE PUSHOR	Professional Scout	CHRIS YZERMAN	Amateur Scout
ROB KITAMURA	Amateur Scout	BRAD WHELEN	Amateur Scout

JON COOPER

HEAD COACH, TAMPA BAY LIGHTNING



JON COOPER was named the eighth head coach in Lightning franchise history on March 25, 2013. He made his NHL coaching debut at Amalie Arena on March 29, 2013 in a 5-4 shootout victory against the New Jersey Devils. In a little more than two seasons as the Lightning's bench boss, Cooper has amassed a 100-59-20 record and his .615 winning percentage is the highest in franchise history. Cooper earned his 100th career NHL victory on April 11, 2015, making him the fifth-fastest coach among those who debuted in the league since 2000 to reach that mark. He has led the Lightning to the Stanley Cup Playoffs in each of his two full seasons behind the bench, including a trip to the Stanley Cup Final in 2015. In 2014 he was named a finalist for the Jack Adams Award, given annually to the NHL's top coach. Cooper joined the Lightning after spending three seasons behind the bench of Tampa Bay's top minor league affiliates, the Norfolk Admirals (2010-12) and the Syracuse Crunch (2012-13), compiling a 133-62-26 (1.661) record in 221 AHL games.

The 2014-15 season was an especially remarkable one for Cooper and the Lightning, posting a record of 50-24-8, reaching the 50-win plateau for the first time in franchise history. The Lightning also set a new franchise high for points in a season (108). Tampa Bay led the NHL with 259 goals scored during the regular season and their 32 wins at Amalie Arena were the most in the NHL. The Lightning's success transferred over to the Stanley Cup Playoffs with Tampa Bay defeating the Detroit Red Wings in seven games, the Montreal Canadiens in six and the New York Rangers in seven before eventually losing to the Chicago Blackhawks in the Stanley Cup Final. In the process the Lightning became the first team in the modern era to beat three of the NHL's original six clubs in the same postseason.

Prior to being named the bench boss of the Lightning, Cooper was awarded the Louis A.R. Pieri Memorial Award as the AHL's top coach in 2012 after guiding the Admirals to the Calder Cup Championship. In two years in Norfolk he led the Admirals to a 94-44-18 regular season record and a 17-7 mark in the playoffs. In 2011-12, the Cooper-led Admirals set franchise records with 55 wins and 113 points en route to the organization's first Championship. Along the way, Cooper and his team set a North American professional sports record, winning a remarkable 28 consecutive games. That season Norfolk earned the Macgregor Kilpatrick Trophy as the AHL's regular season points champion, while also capturing the league's East Division title.

In 2012-13, Cooper led the Crunch to an AHL-best 39-18-8 record prior to his promotion to the Lightning. Syracuse's 218 goals were also the most in the league. More than 10 players were recalled during the season and remained with the Lightning, giving Cooper familiarity with a number of players. Cooper previously ran the Lightning's development camps during his time in the organization.

Before joining the AHL ranks, Cooper also found success in junior hockey. He is the only coach to win a national championship at all three tiers of junior hockey in the United States. Before joining the Admirals, he coached in the USHL's Green Bay Gamblers, posting an 84-27-9 record in two seasons. Under Cooper's guidance the Gamblers posted back-to-back seasons with the best record in the USHL and won the 2010 Clark Cup. In 2008-09, Cooper's first season, Green Bay saw a 50-point increase from the previous year, setting a USHL record for largest single-season improvement. He was rewarded with the 2009 and 2010 USHL General Manager of the Year Awards, as well as being named the 2010 USHL Coach of the Year. Cooper also won championships with the St. Louis Bandits of the NAHL (Tier II) and the Metro Jets (MJ) of the NA3HL (Tier III).

A native of Prince George, British Columbia, Cooper played high school hockey at Notre Dame in Wilcox, Saskatchewan. He then moved on to Hofstra University, where he obtained his bachelor's degree in business administration. While at Hofstra he was a four-year letter-winner with the men's Division I lacrosse team while also playing one year on the school's club hockey team. He then went on to earn a law degree from Thomas M. Cooley Law School in Lansing, Michigan, where he practiced until 2003 when he closed his practice to pursue a career in coaching.

Cooper and his wife, Jessie, live in Tampa with their three children.

JON COOPER'S HEAD COACHING RECORD

SEASON	TEAM	LEAGUE	GP	W	L	OTL	PCT	RESULT
2003-04	Texarkana	NAHL	56	30	24	2	0.554	
2004-05	Texarkana	NAHL	56	36	15	5	0.688	
2005-06	Texarkana	NAHL	58	42	12	4	0.759	
2006-07	St. Louis Bandits	NAHL	62	43	14	5	0.734	Won Robertson Cup
2007-08	St. Louis Bandits	NAHL	58	47	9	2	0.828	Won Robertson Cup
2008-09	Green Bay Gamblers	USHL	60	39	17	4	0.683	
2009-10	Green Bay Gamblers	USHL	60	45	10	5	0.792	Won Clark Cup
2010-11	Norfolk Admirals	AHL	80	39	26	15	0.581	
2011-12	Norfolk Admirals	AHL	76	55	18	3	0.743	Won Calder Cup
2012-13	Syracuse Crunch	AHL	65	39	18	8	0.662	
2012-13*	TAMPA BAY LIGHTNING	NHL	15	4	8	3	0.367	
2013-14	TAMPA BAY LIGHTNING	NHL	82	46	27	9	0.616	Conference Qtr-Finals
2014-15	TAMPA BAY LIGHTNING	NHL	82	50	24	8	0.659	STANLEY CUP FINAL
NHL TOTALS			179	100	59	20	0.615	

*Hired on March 25, 2013 but did not appear behind the bench until March 29. Assistant coaches Dan Lacroix, Martin Raymond and Steve Thomas worked a 3-2 loss at Winnipeg on March 24. Lacroix and Thomas worked a 2-1 win vs. Buffalo on March 26, 2013.

RICK BOWNESS

ASSOCIATE COACH



RICK BOWNESS enters his third season with the Lightning after being named to the position of associate coach on June 3, 2013. He brings more than 27 years of NHL experience to the Bolts bench and oversees the Tampa Bay defensive unit as well as the penalty kill. Bowness coached his 2,000th NHL game on February 7, 2015. Under his guidance, the Lightning have gone from one of the more porous teams in the league, ranking 26th for goals against per game with 3.06 in 2012-13, to consistently ranking in the top half of the NHL, improving each year during his tenure. Tampa Bay's penalty kill has also seen significant improvement, ranking seventh in the league in 2014-15 at 83.7 percent.

Before joining the Lightning, Bowness, 60, spent seven seasons with the Vancouver Canucks, serving as associate coach. The Canucks reached the Stanley Cup Playoffs in all but one of Bowness' seasons behind the bench, including an appearance in the 2011 Stanley Cup Final.

Bowness has served on the coaching staff of six teams during his coaching career, the Winnipeg Jets (1984-89), Boston Bruins (1991-92), Ottawa Senators (1992-96), New York Islanders (1996-98), Phoenix Coyotes (1999-06) and the Canucks (2007-13), in varying capacities. He was the head coach on five occasions, with the Jets in 1988-89, Bruins in 1991-92, Senators from 1992-96, Islanders from 1996-98 and in Phoenix in 2003-04.

A native of Moncton, New Brunswick, Bowness began his coaching career with the Sherbrooke Jets of the American Hockey League, serving as a player/coach during the 1982-83 season. He spent the following four seasons as an assistant coach for the Winnipeg Jets before returning to his hometown in 1987 to act as the coach and general manager of the Moncton Hawks of the AHL. Bowness had his first NHL head coaching stint when he took over as interim head coach for Winnipeg for the final 28 games of the 1988-89 season.


The following year, Bowness joined the Bruins organization. He coached the Maine Mariners of the AHL for two seasons before taking over as head coach in Boston for the 1991-92 season. That year he led the Bruins to a 36-32-12 record and a trip to the Eastern Conference Finals. From there Bowness was named the first head coach of the Ottawa Senators and spent three and a half years with the expansion franchise. Bowness joined the Islanders on December 30, 1995 and worked two seasons as associate coach. He took over head coaching duties in January of 1997. Bowness then went on to coach in Phoenix for the following six seasons, including a stint as interim head coach in 2003-04.

Rick and his wife, Judy, reside in Tampa and have two sons and a daughter.



BRAD LAUER

ASSISTANT COACH



NHL coaching veteran Brad Lauer enters his first season with the Lightning after being hired to Jon Cooper's staff on August 18, 2015.

Lauer, a native of Humboldt, Saskatchewan, spent the four seasons before joining the Lightning as an assistant coach with the Anaheim Ducks. He helped Anaheim to a 51-24-7 record and 109 points in 2014-15, tied for the most in the NHL's Western Conference. The Ducks also ranked 11th in the league for average goals per game with 2.78 in 2014-15. They eventually lost to the Stanley Cup Champion Chicago Blackhawks in the Western Conference Final. During the 2013-14 season Lauer and the Ducks had the best record in the West, going 54-20-8 with 116 points, one shy of a tie for the President's Trophy. Anaheim was the NHL's highest-scoring team that season, averaging 3.21 goals per contest.

Hired by the Ducks on July 12, 2011 as an assistant with their then American Hockey League affiliate, the Syracuse Crunch, Lauer was promoted to Anaheim on November 30, 2011. During his four years with the Ducks the team finished the regular season in the Top 3 in the entire NHL during all but one.

Lauer made his NHL coaching debut with the Ottawa Senators in 2009 as an assistant coach. Before joining the Senators he served as an assistant with the Milwaukee Admirals of the AHL from 2007-09. Lauer aided Milwaukee to the Western Division title and a share of the league lead for points with 107. The former player began his coaching career in 2002 as an assistant with the Kootenay Ice of the Western Hockey League.

The 48-year-old was drafted by the New York Islanders in the second round, 34th overall, of the 1985 draft. He played in 323 NHL games with the Islanders, Senators, Blackhawks and Pittsburgh Penguins, recording 44 goals and 111 points.

STEVE THOMAS

ASSISTANT COACH



NHL veteran **STEVE THOMAS** was named assistant coach of the Lightning on July 1, 2013 and enters his third season behind the bench in 2015-16. Before joining coach Jon Cooper's staff with the Lightning, he served as Tampa Bay's player development coach (2012-13) and player development coordinator (2010-12) for three seasons. Thomas' main responsibility is the Bolts' forwards. Thomas played a large role in the Lightning leading the NHL for goals in 2014-15 with 259.

During Thomas' role as player development coach, he worked specifically with individual players in the Tampa Bay system on all aspects of the game, both on and off the ice. He also planned and ran the team's prospect and development camps during the off-season. Thomas began coaching with Cooper at the AHL level with the Syracuse Crunch.

Born in Stockport, Great Britain, Thomas grew up in the Toronto area. He played in 1,235 NHL games during his 20-year career (1984-04) with the Toronto Maple Leafs, Chicago Blackhawks, New York Islanders, New Jersey Devils, Anaheim Ducks and Detroit Red Wings. He amassed 421 goals and 933 points with 1,306 penalty minutes during his tenure.

Thomas also appeared in 174 career Stanley Cup playoff games, recording 54 goals and 107 points.



STACY ROEST

DIRECTOR OF PLAYER DEVELOPMENT



NHL veteran **STACY ROEST** was named director of player development on July 1, 2013, and enters his third season in 2014-15.

Roest, 41, works specifically with individual players in the Tampa Bay system on all aspects of the game, both on and off the ice. He also helps plan and run the team's prospect and development camps during the off-season. Roest follows Lightning prospects and keeps track of their progress with their collegiate, junior and minor league teams.

The Lethbridge, Alberta native played in 244 career NHL games with the Detroit Red Wings and Minnesota Wild. He finished his NHL career posting 28 goals and 76 points. Roest also skated in 309 career American Hockey League games, collecting 99 goals and 286 points. He finished his career playing for the Rapperswil-Jona Lakers in Switzerland's top league from the 2003-04 season until he retired in 2012. Roest also represented Canada at the Spengler Cup seven times during his career, captaining the team twice.



FRANTZ JEAN

GOALTENDING COACH



The Lightning named **FRANTZ JEAN** as goaltending coach on September 7, 2010. Entering his 6th season, he works with all goaltenders in the organization. Jean has been involved in coaching for more than 25 years.

During his tenure with the Lightning, Jean has helped guide the organization's goaltenders to the 2015 Stanley Cup Final, 2014 NHL Conference Quarterfinal, 2013 Calder Cup Final (AHL), 2012 Calder and Kelly Cup (ECHL) Championships as well as the 2011 NHL Eastern Conference Final. Under Jean's tutelage, Ben Bishop has blossomed into one of the NHL's top goaltenders. During the 2013-14 season, his first as a No. 1, Bishop was named a finalist for the Vezina Trophy, awarded annually to the NHL's top goaltender. Bishop followed that up with a record-setting campaign in 2014-15 in which he established a franchise and personal best with 40 wins. His success carried over to his first Stanley Cup playoff appearance as he posted a 13-11 record with three shutouts, including two in Game 7's, as he helped the Lightning reach the franchise's second Stanley Cup Final. Jean was also instrumental in aiding the transition of Russian phenom Andrei Vasilevskiy from the KHL to the North American style of play. The 20 year old made his NHL debut in 2014-15, posting a 7-5-1 record with a .918 save percentage and 2.36 goals-against average with one shutout.

Prior to joining Tampa Bay, Jean spent 12 years with the Moncton Wildcats of the QMJHL. During Jean's time with the Wildcats, the team allowed the least number of goals in the league on four occasions (1999-00, 2005-06, 2008-09, 2009-10).

Jean played major junior hockey with St. Hyacinthe and Victoriaville of the QMJHL and after a tryout with the Montreal Canadiens in 1991, earned a scholarship to the Université de Moncton, where he played for four-and-a-half seasons with les Aigles Bleus, winning the 1994-95 national championship and being named to the 1992-93 AUAA First All-Star Team.

NIGEL KIRWAN

VIDEO COACH



An original member of the Lightning organization, video coach **NIGEL KIRWAN** is in his 24th year with the Lightning, 20th as a member of the coaching staff. He is responsible for breakdown of pre-scout and game film, formulation of scouting reports on opposing clubs and the creation of highlight and specialty film for use by the Lightning coaches and players. Additionally, Kirwan has previously coached Lightning prospects during team rookie and development camps.

Kirwan coached amateur hockey at various levels in both Canada and the United States for 17 years and is very active in youth hockey camps and clinics, including Tampa Bay's "Lightning Made" youth camps. He has also served as the video coach for Team USA at the 2009 and 2008 World Championships in Switzerland and Canada, respectively.

A native of Winnipeg, Manitoba, Kirwan attended the University of Western Ontario and the University of Tampa. He started with the Lightning as a member of the front office staff for four years before then-coach Terry Crisp hired him prior the start of the 1996-97 season.

Kirwan resides in Tampa.



BRIAN GARLOCK

VIDEO COORDINATOR



BRIAN GARLOCK enters his third season as video coordinator with the Lightning after spending two years under head coach Jon Cooper at both the Syracuse Crunch and Norfolk Admirals of the American Hockey League. He aids the staff in video scouting, game planning and preparation.

Garlock previously worked with the Green Bay Gamblers and St. Louis Bandits of the United States Hockey League as an assistant coach, where he also worked under Cooper. Garlock hails from Big Rapids, Michigan, where he played on the Big Rapids High School Varsity Ice Hockey Team for four years.

He resides in St. Petersburg.



MARK LAMBERT

STRENGTH & CONDITIONING COACH



MARK LAMBERT enters his fifth season with the Lightning as strength and conditioning coach. An industry veteran of 18 years, Lambert has worked with hundreds of athletes ranging from the amateur ranks to the professional tiers as well. With the Lightning, Lambert is responsible for overseeing all planning for in- and off-season player workout regiments to optimize performance.

Prior to joining Tampa Bay, Lambert served as the head strength coach at Axxeleration Inc., which specializes in enhancing the performance level of both collegiate and professional athletes, while also minimizing the risk of injury through the approach of testing muscular power, strength, strength ratios, body composition and muscle fiber dominance. Lambert is also no stranger to the game of hockey, having previously worked at various levels of the game including the CHL, college and midget hockey.

A frequent author of numerous fitness-related news articles, Lambert also has previously given numerous lectures on nutrition and topics regarding personal health.

He is married with a son and resides in Tampa.

DR. IRA GUTTENTAG

MEDICAL DIRECTOR



A leader in the area of sports medicine and knee and shoulder reconstruction, **DR. IRA GUTTENTAG** is entering his 14th year as medical director of the Lightning. With extensive surgical experience, Dr. Guttentag utilizes the latest technology in treating sports injuries and degenerative arthritis of the knee and shoulder in athletes of all ages and levels.

A graduate of the University of South Florida College of Medicine, Dr. Guttentag completed his orthopedic training at New York City's Montefiore/Albert Einstein Hospital. Dr. Guttentag moved to Tampa after a one-year fellowship at the Matthews Orthopedic Clinic in Sports Medicine and Knee and Shoulder Reconstructive Surgery and has since become a fixture in the area's medical community. Since moving to the Tampa Bay area, he has served as team physician for Saint Leo University and multiple high schools in Hillsborough and Pasco county. In addition to the Tampa Bay Lightning, Dr Guttentag presently serves as the Orthopaedic surgeon for the Tampa Bay Storm.

Dr. Guttentag resides in South Tampa with his wife and three children.



TOM MULLIGAN

HEAD ATHLETIC TRAINER



Entering his 14th year with the Lightning as head athletic trainer, **TOM MULLIGAN** oversees each aspect of the organization's medical and training operations.

Prior to joining the Lightning organization, Mulligan spent four seasons as the head athletic trainer and physical therapist for the Providence Bruins of the American Hockey League. While with the Bruins, Mulligan's responsibilities included all traditional athletic training duties as well as massages and strength and conditioning of all players. He also served as the head athletic trainer for Team USA during the 2008 and 2012 IIHF Ice Hockey World Championships in Canada and Sweden/Finland, respectively. Mulligan also served as an athletic trainer on the staff of the Team USA Men's Ice Hockey Team at the 2014 Winter Olympics in Sochi, Russia.

Mulligan is a 1997 graduate of Quinnipiac College in Hamden, Connecticut, earning a Bachelor of Science degree in physical therapy with a minor in biology. While at Quinnipiac he served as a student athletic trainer for the men's ice hockey team for three seasons and also provided services to all other sports programs at the school.

A native of New Bedford, Massachusetts, Mulligan and his wife, Kellie, reside in Tampa with their sons Tyler and Zach, and their daughter, Abigail.



MIKE POIRIER

ASSISTANT ATHLETIC TRAINER



MIKE POIRIER is in his eighth season as assistant athletic trainer for the Lightning. He assists Tom Mulligan with all medical and training operations.

A native of Smithfield, Rhode Island, Poirier joined the Lightning after serving as head athletic trainer for the Providence Bruins of the American Hockey League from 2002-08. He joined the Bruins after spending the previous year as an athletic trainer with the National Football League's New England Patriots as they won Super Bowl XXXVI.

Poirier, 38, graduated from Tulane University in New Orleans, Louisiana, with a B.S. in exercise science in 1999. He earned his M.S. in sports administration from Mississippi State University in 2001 and also is a certified strength and conditioning specialist. Poirier, who was a graduate assistant trainer with the MSU football team from 1999-01, also worked at the Patriots' training camps from 1996-2001.

Poirier resides in Valrico with his wife, Mandy, and their daughters, Emmie and Elle.

CHRISTIAN RIVAS

MASSAGE THERAPIST



CHRISTIAN RIVAS enters his sixth season as manual therapist for the Tampa Bay Lightning. He joined the team prior to the 2010-11 campaign after arriving from the New York area, where he previously worked at PHP Hockey Performance Training Center in Darien, Connecticut, as well as SPORTSLAB NYC.

Rivas, a specialist in active release techniques (ART), worked previously with NHL, NFL, NBA and MLB players during their off-season training. He also has extensive experience in other soft tissue manipulation modalities, ranging from sports massage to osteopathic articular pumping to name a few. Rivas' focus is to attempt to release areas of congestion, tightness and scarring of involved structures.

The New York native attended Sutherland Academy of Osteopathic Medicine in Ontario, Canada, and the Academy of Massage Therapy in New Jersey. He is nationally certified to practice massage through NCBTMB, is a certified flexibility specialist and a specialist in ART while also being licensed by the University of the State of New York Licensing Board.

Rivas served in the same position with Team USA at the 2012 IIHF Ice Hockey World Championships in Finland/Sweden.

Christian resides in Tampa.



RAY THILL

EQUIPMENT MANAGER



In his 17th year with the Lightning, equipment manager **RAY THILL** is responsible for all equipment maintenance, inventory and ordering.

Prior to joining the Lightning, Thill served as the equipment manager for the Detroit Vipers of the IHL for one season. Thill also spent four seasons on the equipment staff of the Chicago Wolves of the IHL, winning the Turner Cup Championship with the Wolves in 1997-98. He also served as the equipment manager for Team USA at the 2008, 2009 and 2012 IIHF Ice Hockey World Championships in Canada, Switzerland and Finland/Sweden, respectively. Thill was also selected to participate in the 2012 NHL All-Star Game in Ottawa. Thill most recently served on the staff of the Team USA Men's Ice Hockey Team at the 2014 Winter Olympics in Sochi, Russia.

A native of Chicago, Thill and his wife, Leighann, reside in Tampa.



ROB KENNEDY

ASSISTANT EQUIPMENT MANAGER



ROB KENNEDY enters his ninth season as assistant equipment manager with the Lightning in 2015-16.

Prior to joining Tampa Bay, Kennedy spent two seasons with the Florida Panthers organization after two years as the head equipment manager for the AHL's Cleveland Barons. Before joining the Barons he served as head equipment manager of the Muskegon Fury for three years, where he earned a Colonial Cup Championship in 2002. Kennedy also won the IHL's Turner Cup with the Chicago Wolves in 2000. He was a member of the equipment staff for the 2012 NHL All-Star Game in Ottawa. Kennedy also served as an equipment assistant for Team USA at the 2012 IIHF Ice Hockey World Championships in Finland/Sweden.

He and his wife, Heather, have a son, Quinn, and daughter, Allison.

CLAY ROFFER

ASSISTANT EQUIPMENT MANAGER



CLAY ROFFER enters his ninth season as assistant equipment manager for the Lightning.

Roffer began the 2007-08 season with the Chicago Wolves in the Atlanta Thrashers organization before joining Tampa Bay three games into the season. He joined the Wolves during the 2006-07 Calder Cup Playoffs. Prior to joining Chicago, Roffer served as the head equipment manager for the Bloomington Prairie Thunder of the United Hockey League and the Fayetteville FireAntz of the Southern Professional Hockey League for one season each.

A native of Miami, Florida, Roffer began his career in professional hockey in 1999 as a locker room attendant for the Miami Matadors of the ECHL. He went on to serve as assistant equipment manager for the ACHL's Orlando Seals from 2002-04 and won the ACHL Championship with the Seals in 2004. He also served on the training staff for the 2004 WHA2 All-Star Game and the 2012 NHL All-Star Game in Ottawa.

Roffer has a degree in business management and a minor in mass communications from the University of Central Florida. He resides in Tampa with his wife, Jessie.



RYAN BELEC

SENIOR DIRECTOR OF TEAM SERVICES



In his 16th season with the Tampa Bay Lightning and eighth overseeing team services, **RYAN BELEC** manages Lightning team travel, including air and ground transportation, as well as hotel accommodations and team catering. Additionally, he is responsible for player reassignments and relocation.

Before being named director of team services, Belec served in the position of assistant to the general manager for eight seasons. He assisted the general manager with every aspect of hockey operations for the Lightning. He also served as vice president of hockey operations for the Johnstown Chiefs of the ECHL during the 2006-07 season.

A 2000 graduate of the Laurentian University School of Sports Administration in Sudbury, Ontario, Belec owns a Bachelor of Commerce degree in Sports Administration.

Belec and his wife, Jaime, reside in Tampa with their twin boys, Carson and Ryder.



LIZ KOHARSKI

MANAGER OF HOCKEY ADMINISTRATION



LIZ KOHARSKI is in her 11th year with the Lightning and will assist vice president and general manager Steve Yzerman with the administrative functions of hockey operations.

Koharski is responsible for all administrative procedures involved in maintaining player and coach contracts as well as the transfers and trades of players. In addition, Koharski prepares written agreements between the Lightning and its minor league affiliates while coordinating correspondence with NHL officers and team executives.

Prior to joining the Lightning, the Massachusetts native served as the executive assistant to the president and CEO of the American Hockey League. She held that position for six years after previously working with the AHL's Beast of New Haven.

A graduate of St. Anselm College in Manchester, New Hampshire, Koharski resides in Tampa with her husband,

Jamie, and daughter, Lillian.

MICHAEL PETERSON

STATISTICAL ANALYST



MICHAEL PETERSON enters his seventh season as statistical analyst for the Tampa Bay Lightning. He is responsible for assisting management and the coaching staff by providing analytical and statistical evaluation for hockey operations, contract valuation, as well as giving recommendations for the draft, free agency, trades and other areas as needed. Peterson also assists other departments with special statistical projects, including ticket sales, pricing and revenue. He reports to both the general manager and assistant general manager.

Prior to joining the Lightning, Peterson worked on a consultant basis with the Tampa Bay Rays and Cleveland Indians of Major League Baseball. He also served as an instructor at both DeVry University and Valencia Community College in Orlando, Florida.

A native of Midland, Texas, Peterson holds bachelor's degrees in computer science and mathematics, as well as a master's in mathematics, from Texas Tech University, from which he graduated Suma Cum Laude. He also holds a MBA from the DeVos Sport Business Management School at the University of Central Florida. Peterson also worked as a research and graduate assistant while at UCF.

Michael and his wife, Amanda, reside in Tampa.



RICK PECKHAM

TELEVISION PLAY-BY-PLAY ANNOUNCER



A veteran of broadcasting professional hockey for the past 38 seasons, **RICK PECKHAM** returns to the broadcast booth for the 2015-16 season, his 20th year as the play-by-play announcer for the Tampa Bay Lightning. He also works select games for NBC Sports Network.

The 1977 graduate of Kent State University with a B.A. in telecommunications had been the play-by-play announcer for Hartford Whalers games on SportsChannel New England from 1984 through 1995. Peckham has also broadcast NHL action on the NBC Sports Network, SportsChannel America, and ESPN. He also called games on both television and radio for the American Hockey League's Rochester Americans from 1977-84.

He also has announced US Open tennis, Arena Football's Tampa Bay Storm, NFL and NBA telecasts for ESPN International and college basketball. Peckham is also involved in the Lightning's community efforts. He is instrumental in the 'Hockey by the Numbers' program which uses hockey statistics to help teach math in Hillsborough County schools. Peckham is also active in the Lightning's volunteer program, C.H.A.R.G.E., working with Meals on Wheels Tampa and other local charities.

Rick and his wife, Vickie, reside in Lutz with their sons, Alex and Matthew.



BRIAN ENGBLOM

TELEVISION COLOR ANALYST



Veteran television analyst **BRIAN ENGBLOM** enters his first season with the Lightning in 2015-16. He will work alongside Rick Peckham, providing expert insight and in-depth analysis for all games on Sun Sports.

Engblom has more than 20 years of NHL experience both as a player and a broadcaster. Lightning fans will recognize him from his work as the "Inside the Glass" analyst on both NBC and NBC Sports Network broadcasts, as well as the network's coverage of the 2014 Winter Olympics in Sochi, Russia. During his time at NBC, Engblom has also served as an analyst on NHL Live, NBCSN's pre and post-game NHL studio show. During that time he also served as color analyst for Winnipeg Jets games on TSN in Canada.

Prior to joining NBC, Engblom served as an analyst for ABC Sports on its national NHL broadcasts. He also served as color analyst for games on ESPN and ESPN2 from 1993-2004.

A native of Winnipeg, Manitoba, Engblom is a three-time Stanley Cup Champion as a player, skating in 659 career NHL games with the Montreal Canadiens, Washington Capitals, Los Angeles Kings, Buffalo Sabres and Calgary Flames. He was drafted 22nd overall by Montreal in the 1975 draft after playing collegiately at the University of Wisconsin-Madison.

BOBBY “THE CHIEF” TAYLOR

TELEVISION ANALYST



Television analyst **BOBBY TAYLOR** returns for his 22nd year as a member of the Lightning broadcast team and his first as a studio analyst after previously serving as color commentator. “The Chief” is in his 39th season as an NHL analyst, having joined the Lightning following 17 years as a color analyst for the Philadelphia Flyers starting in 1976. While in Philadelphia, Taylor held the analyst position in both television and radio. In addition, Taylor worked the 1995, 1997, 1998 and 1999 Stanley Cup Playoffs on ESPN2.

A native of Calgary, Alberta, Taylor played five NHL seasons as a goaltender with Philadelphia and the Pittsburgh Penguins, helping the Flyers to the 1974 and 1975 Stanley Cup Championships. Additionally, Taylor possesses a degree in marketing, having graduated from Seattle University in 1973.

Bobby has three children, Erin and twins Casey and Shana. He and his wife, Jan, reside in Tampa with her sons Michael and Justin.



PAUL KENNEDY

TELEVISION HOST



Broadcasting veteran **PAUL KENNEDY** returns to the Lightning television team for the 12th year as host and rink side reporter for most Lightning games on Sun Sports after returning to hockey in 2003-04.

Kennedy’s history with the Lightning can be traced back to Day 1, when he served as the host of Sun Sports’ NHL Expansion Draft coverage in 1992 as the Lightning welcomed the likes of Brian Bradley and John Tucker. He also served as the Lightning’s pre-game host for the franchise’s first two seasons.

Kennedy is Sun Sports’ sports director and primary host and play-by-play announcer. Since joining the regional sports network at its inception in 1988, Kennedy has called the action on numerous local, regional and national sporting events, making him one of the most well-known and respected sports talents in Florida. In 2000, the National Sportscasters and Sportswriters Association (NSSA) named Kennedy “Florida Sportscaster of the Year.”

In 2014 he begins his 26th season serving as host for the Orlando Magic of the NBA on Sun Sports.

Prior to Sun Sports, Kennedy was the “Voice of the Crimson Tide” for five years at University of Alabama.

Paul studied English literature and political science at Virginia Polytechnic Institute. He resides in Orlando.



MATT SAMMON

DIRECTOR OF BROADCASTING & PROGRAMMING




This is **MATT SAMMON’S** 14th season with the Lightning and his eighth being in charge of radio and broadcast programming. The 2015-16 season will also mark his 10th on the air as game day host of the Lightning Radio Network. Sammon was instrumental in making Tampa Bay the first professional sports team to have their own iHeart Radio station, Lightning Power Play, which debuted in 2014 and featured 24-hour coverage.

A native of Fairport, New York, Sammon grew up in the Tampa Bay area and is a long-time supporter of the Lightning. After graduating from Armwood High School in Tampa, he earned his B.A. in Communications at the University of Alabama. During a seven-year stint at WDAE-AM in Tampa, he was the station’s executive producer and a weekend talk show host before being named game day host of the Lightning Radio Network prior to the 2006-07 season. He was also a weekend disc jockey at WTBT-FM, WSSR-FM, and WMTX-FM while at WDAE.

Matt and his wife, Jennifer, reside in Lutz with their son, Patrick Liam.

DAVE MISHKIN

RADIO PLAY-BY-PLAY ANNOUNCER



DAVE MISHKIN brings his energetic style back for a 14th year as radio play-by-play announcer for all Lightning games on AM 970 WFLA.

In addition to broadcasting games, Mishkin is a regular contributor to TampaBayLightning.com, where fans can read his weekly column entitled “Mishkin’s Musings” and get his post-game analysis with “The Extra Shift” following each game. In 2004, Mishkin began his “Score With Reading” program, in which he visits Hillsborough County Elementary Schools and reads a story called “The Magic Hockey Stick”. To date, he has read to more than 35,000 children. He also posts regular Lightning updates on Twitter and can be found at @DaveMishkin.

Prior to joining the Lightning, Mishkin spent eight seasons as the television and radio voice of the AHL’s Hershey Bears. While with the Bears, Mishkin maintained a variety of roles outside of broadcasting, including media and public relations and also hockey operations. While with the Hershey organization, Mishkin also served for three years as the play-by-play broadcaster and media relations director for the company’s soccer team in the A-League, the Hershey Wildcats.

A 1991 Yale graduate, Mishkin broke into professional hockey as play-by-play broadcaster for the Johnstown Chiefs of the ECHL. While a student at Yale he also worked in the University’s Sports Information Office for the 1990-91 academic school year and served as Sports Director for the school radio station, WYBC, from 1988-91.

David and his wife, Dulcie, reside in Brandon with their son, Eli, and daughter, Maddie.



PHIL ESPOSITO

RADIO COLOR COMMENTATOR



NHL Hall-of-Famer and Lightning founder **PHIL ESPOSITO** returns for his 16th year as radio analyst for Lightning home games. He also serves the team as vice president of corporate relations.

A Lightning founder and the team’s general manager during its first seven seasons, Esposito joined the Lightning radio team during the 1999-00 season. Prior to joining the Lightning broadcast team, he worked as a television analyst for FOX television in Los Angeles and UPN 38 WSBK-TV in Boston. Esposito has also served as a broadcast analyst for the New York Rangers on MSG Network, and was the Rangers’ Vice President & General Manager from 1986-88.

Esposito’s spectacular 18-year playing career was highlighted by two Stanley Cup Championships with the Boston Bruins, in 1970 and 1972. Originally a member of the Chicago Blackhawks (1963-67), Esposito was the central figure in one of hockey’s biggest trades when he was sent to Boston in 1967. During the next eight seasons, he virtually rewrote the NHL record books. He became the first player in NHL history to record 100 points in a season (1969-70) and, two seasons later, set single season standards of 76 goals and 152 points, which stood until Wayne Gretzky eclipsed those marks a decade later. His 717 career goals place him fifth on the all-time list, and his 1,590 points are 10th all-time.

Phil and his wife, Bridget, reside in Tampa.

PLAYER ROSTER



30/ BEN BISHOP



BISHOP VS. THE NHL

VS	GP	W-L-T	OT	SO	GAA	SV%
ANA	5	4-0-1	0	1.25	0.957	
ARI	4	2-0-1	0	3.19	0.867	
BOS	7	2-3-2	0	3.09	0.898	
BUF	7	6-0-1	1	1.81	0.929	
CGY	5	2-3-0	1	2.42	0.902	
CAR	6	5-1-0	2	1.67	0.95	
CHI	5	3-1-1	1	2.75	0.922	
COL	3	2-1-0	0	2.61	0.922	
CBJ	4	2-2-0	0	1.57	0.938	
DAL	2	1-1-0	0	3.62	0.899	
DET	10	7-2-0	1	1.68	0.936	
EDM	5	3-1-0	1	1.98	0.941	
FLA	7	6-1-0	1	1.93	0.924	
LAK	5	1-2-0	0	3.90	0.865	
MIN	4	2-1-0	0	1.90	0.928	
MTL	14	10-1-2	1	1.53	0.941	
NSH	2	0-2-0	0	4.19	0.85	
NJD	6	4-2-0	1	1.46	0.946	
NYI	7	4-2-1	0	2.50	0.908	
NYR	8	8-0-0	2	1.49	0.946	
OTT	10	6-0-3	0	2.24	0.926	
PHI	3	1-1-0	0	3.10	0.9	
PIT	5	0-2-0	0	4.92	0.856	
SJS	4	1-2-1	0	3.22	0.913	
STL	4	1-2-1	0	3.29	0.891	
TBL	2	1-1-0	0	4.00	0.862	
TOR	12	5-5-0	0	2.93	0.891	
VAN	4	4-0-0	0	2.00	0.932	
WSH	7	1-4-1	0	3.96	0.884	
WPG	3	1-1-1	0	1.96	0.948	
TOT	170	95-44-16	12	2.37	0.918	

POSITION Goaltender

HEIGHT 6-7

WEIGHT 216

CATCHES Left

ACQUIRED In a trade from Ottawa in exchange for Cory Conacher on April 3, 2013

BORN November 21, 1986 (Denver, Colorado)

SEASON NHL - 7th, Lightning - 4th

2014-2015 SEASON

Played in 62 games with the Lightning, registering a record of 40-13-5 to go along with a 2.32 goals-against average and .916 save percentage...Ranked 4th in the NHL for wins and tied for 9th (Mike Smith) for games played...Set a new Lightning and personal record for wins in a season...Went 4-0-1 over his final 5 starts of the season...Recorded his 4th shutout of the season and 12th of his career on 4/4 at FLA...Named the Third Star of the Week by the NHL on 3/23...Became the 1st Lightning goalie to collect 2 points (assists) in a game on 3/30 at MTL...Went 27-6-1 at Amalie Arena to go along with a 2.15 goals-against average and .925 save percentage...**2015 Playoffs:** Appeared in 25 postseason games, compiling a record of 13-11 to go along with a 2.18 goals-against average and .921 save percentage...Ranked tied for 1st in the league with 13 wins...Paced all goalies for shutouts with 3...Recorded a league-best 3 assists among goalies...Became 1st goalie to record back-to-back shutouts against the Rangers at Madison Square Garden, posting shutouts in Game 5 and Game 7.

CAREER

2013-14 SEASON: Appeared in 63 games for the Lightning, setting career-highs for wins (37), goals-against average (2.23), save percentage (.924), shutouts (5) and games played (63)...Ranked 4th in the NHL for wins, 7th for goals-against average, 7th for save percentage and tied for 5th for shutouts with 5...Set new Lightning records in a season for wins, save percentage and goals-against average...Moved into 2nd place for most saves in a season in team history with 1,625...Tied for 2nd for most shutouts in a season by a Lightning goalie with 5... Missed the final 3 games of the season with an upper body injury...Recorded a Lightning franchise-best 48 saves on Jan. 19 at CAR...Won eight of his first 10 decisions, a new Lightning record to start a season...Missed all 4 playoff games with an upper body injury. **2012-13:** Played in 9 games with the Lightning, compiling a record of 3-4-1 with a 2.99 goals against average and .917 save percentage including a shutout...Recorded a shutout, making 45 saves, in his Lightning debut on 4/4 at CAR...Became the 2nd goalie in Lightning history to notch a shutout in his team debut (Rosen - 1/4/11)... Tied the Lightning franchise record for most saves (45) in a shutout on 4/4 at CAR, matching Daren Puppa (11/27/95)... Acquired from the Ottawa Senators on 4/3 in exchange for Cory Conacher...Played in 13 games with the Senators, compiling a record of 8-5-0 to go along with a 2.45 goals against average, .922 save percentage and 1 shutout... Recorded his 1st shutout of the season on 3/28 vs. NYR, making 24 saves...Played in 13 games with the Binghamton Senators (AHL), posting a record of 8-3-2 to go along with a 2.59 goals against average and .928 save percentage... Represented USA at the 2013 IIHF World Championships, helping them win the Bronze Medal...**2011-12:** Appeared in 10 games with the Ottawa Senators, posting a record of 3-3-2 to go along with a 2.48 goals-against average and .909 save percentage...Won his Senators debut on 3/6 at TBL in a 7-3 victory, registering 25 saves...Was acquired by the Senators from the St. Louis Blues on 2/26 for a 2nd-round pick...Started in 3 games with Binghamton (AHL), posting a 2-1-0 record... Prior to the trade to Ottawa, had appeared in 38 games with

the Peoria Rivermen (AHL), compiling a record of 24-24-0, including 6 shutout victories, which ranked 1st among all AHL goalies...Was recognized as the MVP of the 2012 AHL All-Star Classic in Atlantic City, N.J...Was named to the 2011-12 AHL second all-star team. **2010-11:** Played in 7 games for the Blues, posting a 3-4-0 with a 2.76 goals-against average and .899 save percentage...Recorded his 1st career shutout on 2/25 at EDM...Appeared in 35 games with Peoria, posting a record of 17-14-2 to accompany a 2.55 goals-against average and .914 save percentage...Played in 1 playoff game with the Rivermen, stopping 17 of 19 shots faced...**2009-10:** Played in 48 games with Peoria, posting a professional career-high 23 wins and an overall record of 23-18-4 to go along with a 2.77 goals-against average and .901 save percentage...**2008-09:** Played in 33 games with the Rivermen, posting a record of 15-16-1 with a 2.81 goals-against average and an .897 save percentage...Made his NHL debut with the Blues on 10/24 vs. LAK and saw action in 6 games with St. Louis, posting a 1-1-1 record, 2.94 goals-against average and .893 save percentage...**2007-08:** Dressed in 5 games with Peoria, posting a 2-2-1 record along with a 2.38 goals-against average and .908 save percentage...**Collegiate Career:** Played in 99 games over 3 seasons with the University of Maine, compiling a record of 55-35-7 to go along with a 2.29 goals-against average and 5 shutouts...**2007-08:** Posted a 13-18-0 record in his final year at Maine, finishing with a 2.43 goals-against average and .920 save percentage... Named to the Hockey East second all-star team...**2006-07:** Played in 34 games with Maine, posting a 21-9-2 record with a 2.14 goals-against average...His 819 saves on the season were 5th-most in a single season at Maine...His goals-against average ranked 8th in the nation and his save percentage ranked 9th...Notched a collegiate personal-best 3 shutouts during the season...**2005-06:** Played in 31 games his freshman season, notching a record of 21-8-2 with a 2.28 goals-against average...Ranked among the top freshman goaltenders in goals-against average.

CAREER STATISTICS

SEASON	TEAM	LEAGUE	REGULAR SEASON											PLAYOFFS						
			GP	W	L	T	OT	SO	GA	SA	SV%	GAA	GP	W	L	SO	GA	SV%	GAA	
2005-06	U. OF MAINE	H-EAST	31	21	8	2	-	0	68	-	-	2.18	-	-	-	-	-	-	-	-
2006-07	U. OF MAINE	H-EAST	34	21	9	2	-	3	68	-	-	2.14	-	-	-	-	-	-	-	-
2007-08	U. OF MAINE	H-EAST	34	13	18	3	-	2	80	-	-	2.43	-	-	-	-	-	-	-	-
	PEORIA	AHL	5	2	2	1	-	0	12	131	.908	2.38	-	-	-	-	-	-	-	-
2008-09	ST. LOUIS	NHL	6	1	1	-	1	0	12	112	.899	2.94	-	-	-	-	-	-	-	-
	PEORIA	AHL	33	15	16	-	1	1	89	771	.900	2.81	-	-	-	-	-	-	-	-
2009-10	PEORIA	AHL	48	23	18	-	4	0	129	1,302	.901	2.77	-	-	-	-	-	-	-	-
	UNITED STATES	WC	1	0	0	-	-	0	5	1,000	0.00	-	-	-	-	-	-	-	-	-
2010-11	ST. LOUIS	NHL	7	3	4	-	0	1	17	168	.899	2.76	-	-	-	-	-	-	-	-
	PEORIA	AHL	35	17	14	-	2	2	87	924	.914	2.55	1	0	1	0	2	.895	2.04	
2011-12	PEORIA	AHL	38	24	14	-	0	6	85	1,184	.928	2.26	-	-	-	-	-	-	-	-
	OTTAWA	NHL	10	3	3	-	2	0	22	243	.909	2.48	-	-	-	-	-	-	-	-
	BINGHAMTON	AHL	3	2	1	-	0	0	7	125	.944	2.35	-	-	-	-	-	-	-	-
2012-13	BINGHAMTON	AHL	13	8	3	-	2	0	34	475	.928	2.59	-	-	-	-	-	-	-	-
	OTTAWA	NHL	13	8	5	-	0	1	31	399	.922	2.45	-	-	-	-	-	-	-	-
	TAMPA BAY	NHL	9	3	4	-	1	1	25	302	.917	2.99	-	-	-	-	-	-	-	-
	UNITED STATES	WC	5	3	2	-	0	0	14	-	-	2.65	-	-	-	-	-	-	-	-
2013-14	TAMPA BAY	NHL	63	37	14	-	7	5	133	1,758	.924	2.23	-	-	-	-	-	-	-	-
2014-15	TAMPA BAY	NHL	62	40	13	-	5	4	136	1,620	.916	2.32	25	13	11	3	53	.921	2.18	
NHL TOTALS			170	95	44	-	16	12	376	4,602	.918	2.37	25	13	11	3	53	.921	2.18	

NHL AND LIGHTNING FIRSTS

GAME: NHL - 10/24/08 vs. LAK
Lightning - 4/4/13 at CAR
WIN: NHL - 10/25/08 vs. FLA
Lightning - 4/4/13 at CAR
SHUTOUT: NHL - 2/25/11 at EDM
Lightning - 4/4/13 at CAR

TRANSACTIONS

Signed a 2-year contract extension on August 2, 2014...Acquired by Tampa Bay from the Ottawa Senators in exchange for Cory Conacher on April 3, 2013...Acquired by the Senators from the St. Louis Blues for Ottawa's second round selection in the 2013 NHL Draft on February 26, 2012...Selected by the Blues in the third round, 85th overall, in the 2005 NHL Draft.

CAREER HIGHLIGHTS

LONGEST WINNING STREAK: 6 (11/1-11/14/13)
In 2014-15: 5 (11/22-12/4/14)

LONGEST SHUTOUT STREAK: 124:15 (12/12-12/17/13)
In 2014-15: 93:13 (12/1-12/6/14)

MOST SHOTS FACED IN A GAME: 51 (1/19/14 at CAR)

MOST SAVES IN A GAME: 48 (1/19/14 at CAR)


SHUTOUTS: 9 (LAST - 4/4/15 at FLA)
In 2014-15: 4

SHOOTOUTS: 71/102 (0.696 SV%, 13-13 record)

PENALTY SHOTS: 0/1
In 2014-15: 0/1 (0.0%)



11/ BRIAN BOYLE



POSITION Center

HEIGHT 6-7

WEIGHT 243

SHOOTS Left

ACQUIRED Signed as a free agent on July 1, 2014

BORN December 18, 1984 (Hingham, Massachusetts)

SEASON NHL - 9th, Lightning - 2nd

2014-2015 SEASON

Played in 82 games in his 1st season with the Lightning, posting 15 goals and 24 points to go along with 54 penalty minutes...Was 1 of 5 players to skate in all 82 regular season games...He is the Lightning's current leader for most consecutive regular season games played at 193...Ranked 2nd on the team for penalty minutes with 54...Ranked 1st on the team for shorthanded goals with 3 and was tied for 3rd with 5 game-winning tallies...Led all Lightning forwards for average shorthanded time on ice per game (2:24)...Skated in his 400th career NHL game on 10/25 at MIN...**2015 Playoffs:** Skated in 25 Stanley Cup Playoff games, posting a goal and 2 points to go along with 10 penalty minutes...Led all Lightning forwards for average time on ice on the penalty kill (2:11)...Missed Game 1 of the ECF against the New York Rangers with an undisclosed injury...Scored his 2nd career postseason shorthanded goal in Game 1 of the first round against Detroit.

BOYLE VS. THE NHL

	GP	G	A	P	PIM
ANA	13	2	1	3	6
ARI	12	4	2	6	12
BOS	21	0	2	2	18
BUF	21	1	0	1	16
CGY	11	4	2	6	15
CAR	21	2	3	5	19
CHI	8	1	1	2	0
COL	9	0	0	0	5
CBJ	11	2	0	2	6
DAL	10	1	1	2	4
DET	12	2	2	4	4
EDM	8	2	0	2	22
FLA	20	2	3	5	10
LAK	8	1	1	2	8
MIN	8	1	2	3	13
MTL	23	2	3	5	21
NSH	9	2	0	2	6
NJD	29	4	3	7	17
NYI	27	4	5	9	18
NYR	4	1	0	1	0
OTT	21	0	2	2	10
PHI	30	2	2	4	58
PIT	30	5	8	13	8
SJS	9	0	1	1	6
STL	11	1	0	1	4
TBL	17	2	3	5	18
TOR	20	6	2	8	6
VAN	8	2	1	3	11
WSH	23	7	6	13	14
WPG	19	4	1	5	10

CAREER

2013-14 SEASON: Skated in all 82 games with the Rangers, registering 6 goals and 18 points to go along with 56 penalty minutes...Notched his 100th career NHL point on 4/1 at VAN...Was 1 of 3 Rangers to skate in all 82 games during the regular season... Appeared in all 25 postseason games with the Rangers, recording 3 goals and 8 points... Established playoff career-highs for assists (5) and points (7)...**2012-13:** Played in 38 games with the Rangers, totaling 5 points and 29 penalty minutes... Led the Rangers in faceoff winning percentage (56.4%)... Skated in his 300th NHL game on 3/28, at OTT... Appeared in 11 postseason games with the Rangers, notching 5 points... Established a playoff career high in blocked shots (18)...Ranked 2nd on the Rangers in playoff hits (38)... **2011-12:** Played in all 82 games with the Rangers, recording 11 goals and a career high in assists (15)... Tied for 14th in the NHL in hits (236)... One of 7 Rangers who played in all 82 games... Appeared in 17 postseason games with the Rangers, recording 3 goals and 6 points to go along with 15 penalty minutes... Notched his 1st career playoff point with the game-winning goal on 4/12 vs. OTT in Game 1 of the Eastern Conference Quarterfinal... **2010-11:** Played in all 82 games with the Rangers, registering a career high in goals (21) and 35 points to go along with a career high in penalty minutes (74)... 1 of 4 Rangers to have played 82 games... Led the Rangers in shots (218)... Posted career highs with 3 points (1 goal, 2 assists) and a +3 rating vs. NYI on 12/27... Appeared in 5 postseason games with the Rangers... **2009-10:** Played in 71 games in his 1st year with the Rangers, recording 4 goals and 6 points to go along with 47 penalty minutes... Made his Rangers debut on 10/2 at

PIT... Skated in his 100th NHL game on 3/7 vs. BUF... Tallied his 1st assist as a Ranger on 10/26 vs. PHX (Arizona)... **2008-09:** Played in 28 games with the Kings, scoring 4 goals and registering 5 points to go along with 42 penalty minutes... Played in 42 games with the AHL's Manchester Monarchs, recording 21 points to go along with 73 penalty minutes... **2007-08:** Played in 8 games with the Kings, registering 4 goals and 5 points to go along with 4 penalty minutes... Played in 70 games with the Monarchs, recording 31 goals and 87 points... Led Manchester and all AHL rookies with 31 goals... Notched 16 power-play goals... Appeared in 16 postseason games with the Monarchs, registering 8 points...**Collegiate Career:** Skated in 159 career NCAA games over 4 seasons, all with Boston College, posting 65 goals and 140 points...**2006-07:** Played in 42 games with Boston College, recording 19 goals and 34 points to go along with 104 penalty minutes... Captained Boston College to the NCAA Championship Game, scoring the team's only goal... Established a career high with 53 points...Ranked 1st on the team in assists... **2005-06:** Played in 42 games with Boston College, registering 22 goals and 52 points to go along with 90 penalty minutes... Led Boston College to the NCAA Championship Game... Earned AHCA All-American Second Team honors... **2004-05:** Played in 40 games for Boston College, collecting 19 goals and 27 points... Gained Hockey East Tournament Most Valuable Player after tallying 4 goals and 2 assists in 4 games...**2003-04:** Played in 35 games for Boston College, registering 8 points and 36 penalty minutes.

CAREER STATISTICS

SEASON	TEAM	LEAGUE	REGULAR SEASON											PLAYOFFS			
			GP	G	A	P	+/-	PIM	PPG	SHG	GWG	S	GP	G	A	P	PIM
2006-07	MANCHESTER	AHL	2	0	0	0	-	2	0	0	0	-	16	3	5	8	13
2007-08	LOS ANGELES	NHL	8	4	1	5	4	4	0	0	0	19	-	-	-	-	-
	MANCHESTER	AHL	70	31	31	62	-	87	16	1	0	-	-	-	-	-	-
2008-09	LOS ANGELES	NHL	28	4	1	5	-9	42	0	0	1	36	-	-	-	-	-
	MANCHESTER	AHL	42	10	11	21	-	73	6	1	0	-	-	-	-	-	-
2009-10	NY RANGERS	NHL	71	4	2	6	-6	47	0	0	1	73	-	-	-	-	-
2010-11	NY RANGERS	NHL	82	21	14	35	2	74	4	1	2	218	5	0	0	0	6
2011-12	NY RANGERS	NHL	82	11	15	26	2	59	0	0	2	165	17	3	3	6	15
2012-13	NY RANGERS	NHL	38	2	3	5	-13	29	0	0	1	165	11	3	2	5	2
2013-14	NY RANGERS	NHL	82	6	12	18	1	56	1	0	1	137	25	3	5	8	1
2014-15	TAMPA BAY	NHL	82	15	9	24	3	54	0	3	5	140	25	1	1	2	10
TAMPA BAY TOTALS			82	15	9	24	3	54	0	3	5	140	25	1	1	2	10
NHL TOTALS			473	67	57	124	-16	365	5	4	13	844	83	10	11	21	52

CAREER HIGHLIGHTS

GOALS:

Game: 2 (4x, Last: 2/8 vs. ANA)
 Season: 21 (2010-11)
 Multi-Goal Games: 5
 In 2014-15: None
 Hat Tricks: None
 Streak: 2 (6x, Last: 1/20-1/27/15, 2g)
 In 2014-15: 2 (1/20-1/27/15, 2g)

ASSISTS:

Game: 2 (3x, Last: 4/5/12 vs. PIT)
 Season: 15 (2011-12)
 Streak: 2 (6x, Last: 10/11-10/13/14, 2a)
 In 2014-15: 3 (2x, Last: 11/26-12/1/14, 4a)

POINTS:

Game: 3 (2x, Last: 11/1-11/8/14, 2g, 1a)
 Season: 35 (2010-11)
 Multi-Point Games: 13
 In 2014-15: 2
 Streak: 4 (Last: 1/22/11-2/1/11, 2g-2a-4p)
 In 2014-15: 3 (11/1-11/8/14, 2g, 1a)

SHOOTOUT STATISTICS:

Career: 0-2 (0.0%)
 In 2014-15: 0-0 (0.0%)

MOST PIM IN A GAME:

17 (3/6/11 vs. PHI)

MOST SHOTS IN A GAME:

7 (1/16/11 vs. PHI)

NHL AND LIGHTNING FIRSTS

GAME:	2/2/08 at NJD Lightning: 10/9/14 vs. FLA
GOAL:	2/2/08 at NJD (Brodeur) Lightning: 10/20/14 at EDM
ASSIST:	2/2/08 at NJD Lightning: 10/11/14 vs. OTT

TRANSACTIONS

Signed as a free agent by Tampa Bay on 7/1/14... Traded to NY Rangers by Los Angeles for NY Rangers' 3rd round choice in 2010 Entry Draft, 6/27/09... Selected in the first round, 26th overall, at the 2003 NHL Entry Level Draft by the Los Angeles Kings.



23/ J.T. BROWN



POSITION Right Wing
HEIGHT 5-10
WEIGHT 175
SHOOTS Right

ACQUIRED Signed as a free agent on March 28, 2012
BORN July 2, 1990 (Rosemount, Minnesota)
SEASON NHL - 4th, Lightning - 4th

2014-2015 SEASON

Played in 52 games with the Lightning, registering 3 goals and 9 points to go along with 30 penalty minutes...Skated in his 100th career NHL game on 2/5 at DAL...Recorded a career-long 3-game point streak from 3/22-26 (1 goal, 3 assists)... Notched a goal and an assist, earning 1st star honors on 3/22 vs. BOS...Ranked tied for 3rd on the Lightning with 2 fighting majors...**2015 Playoffs:** Played in 24 playoff games with the Lightning, recording a goal and 2 points to go along with 39 shots on goal...Scored his 1st career Stanley Cup Playoffs goal in Game 2 of the second round against Montreal...Collected an assist and landed 6 hits in Game 3 of the Stanley Cup Final against Chicago.

BROWN VS. THE NHL

	GP	G	A	P	PIM
ANA	4	0	1	1	0
ARI	4	1	1	2	0
BOS	5	1	1	2	4
BUF	4	0	1	1	0
CGY	4	0	0	0	5
CAR	4	0	0	0	0
CHI	2	0	0	0	4
COL	2	0	1	1	0
CBJ	4	1	1	2	0
DAL	3	0	0	0	0
DET	7	1	2	3	0
EDM	3	0	0	0	2
FLA	5	2	1	3	0
LAK	1	0	0	0	0
MIN	2	0	0	0	0
MTL	9	1	2	3	2
NSH	4	0	1	1	2
NJD	5	0	1	1	2
NYI	5	0	1	1	2
NYR	3	0	1	1	0
OTT	7	0	2	2	0
PHI	5	0	0	0	0
PIT	3	0	0	0	2
SJS	4	0	1	1	0
STL	1	0	0	0	0
TBL	0	0	0	0	0
TOR	6	0	0	0	7
VAN	3	0	1	1	0
WSH	6	0	2	2	2
WPG	5	0	1	1	2

CAREER

2013-14 SEASON: Skated in 63 games with the Lightning 4/7 at WPG...Made his NHL debut 3/31 vs. WPG...Skated in 39 this season, posting 4 goals and 15 points to go along with 6 penalty minutes...Set career highs this season for games played, goals, assists (15) and points (19)...Recorded his 1st career 2-goal game on Dec. 23 at FLA...Scored 1st career NHL goal on Nov. 16 at PHX (Mike Smith)...Skated in 13 games with the Syracuse Crunch, tallying 4 goals and 6 assists... Appeared in 4 postseason games, collecting 2 assists... Made his Stanley Cup Playoffs debut in Game 1 vs. MTL on 4/16...**2012-13:** Skated in 51 games for Syracuse totaling 10 goals and 18 assists...Was 1 of 10 players to record double-digit goals with 10...Ranked 2nd on the Crunch for rookie scoring...Scored his 1st AHL/pro goal on 10/19 at Albany... Appeared in 18 postseason games with the Crunch, notching 4 goals and 9 points to go along with 18 penalty minutes... Ranked 6th on Syracuse with 4 playoff goals...**2011-12:** Played in 5 games with the Lightning, posting an assist and a plus-2 rating...Recorded his 1st career NHL point (assist) on

4/7 at WPG...Made his NHL debut 3/31 vs. WPG...Skated in 39 games with the University of Minnesota-Duluth, registering 24 goals and 47 points to go along with 59 penalty minutes... Ranked 1st on UM-Duluth in goals and 3rd in points...Ranked 6th (tie) in the Western Collegiate Hockey Association in points...Named to the AII-WCHA First Team...**2010-11:** Played in 42 games with UM-Duluth, collecting 16 goals and 37 points to go along with 50 penalty minutes...Ranked 4th on the club in points and goals...Won the 2011 Frozen Four Championship as a member of the Bulldogs and was named the tournament's Most Outstanding Player...Named to the 2010-11 WCHA All-Rookie Team...**College Career:** Appeared in 81 career games at UM-Duluth, recording 40 goals and 84 points...**International Career:** Participated in the 2012 World Championships in Finland/Sweden as a member of Team USA, tallying a goal and 2 points in 6 games...Scored his lone goal of the tournament against Kazakhstan on 5/11.

CAREER STATISTICS

SEASON	TEAM	LEAGUE	REGULAR SEASON											PLAYOFFS					
			GP	G	A	P	+/-	PIM	PPG	SHG	GWG	S	GP	G	A	P	PIM		
2010-11	U. MINN-DULUTH	WCHA	42	16	21	37	-	50	-	-	-	-	-	-	-	-	-	-	-
2011-12	U. MINN-DULUTH	WCHA	39	24	23	47	-	59	-	-	-	-	-	-	-	-	-	-	-
	TAMPA BAY	NHL	5	0	1	1	2	0	0	0	0	13	-	-	-	-	-	-	-
2012-13	SYRACUSE	AHL	51	10	18	28	-	27	-	-	-	-	18	4	5	9	18	-	-
2013-14	SYRACUSE	AHL	13	4	6	10	-	24	-	-	-	-	-	-	-	-	-	-	-
	TAMPA BAY	NHL	63	4	15	19	-9	6	0	0	0	113	4	0	2	2	0	-	-
2014-15	TAMPA BAY	NHL	52	3	6	9	-2	30	0	0	0	74	24	1	1	2	0	-	-
NHL TOTALS			120	7	22	29	-9	36	0	0	0	200	28	1	3	4	0	-	-

NHL AND LIGHTNING FIRSTS

GAME: 3/31/12 vs. WPG
GOAL: 11/16/13 at PHX (Smith)
ASSIST: 4/7/13 at WPG

TRANSACTIONS

Signed by Tampa Bay as a free agent on March 28, 2012

CAREER HIGHLIGHTS

GOALS:
 Game: 2 (12/23/13 at FLA)
 Season: 4 (2013-14)
 Multi-Goal Games: 1
 In 2014-15: None
 Hat Tricks: None
 Streak: None
 In 2014-15: None

ASSISTS:
 Game: 1 (25x, Last: 3/30/15 at MTU)
 Season: 15 (2013-14)
 Streak: 3 (3/22-3/26/15, 3a)
 In 2014-15: 3 (3/22-3/26/15, 3a)

POINTS:
 Game: 2 (3x, Last: 3/22/15 vs. BOS, 1g, 1a)
 Season: 19 (2013-14)
 Multi-Point Games: 3
 In 2014-15: 2
 Streak: 3 (3/22-3/26/15, 3a)
 In 2014-15: 3 (3/22-3/26/15, 3a)

SHOOTOUT STATISTICS:
 Career: 0-0 (0.0%)
 In 2014-15: 0-0 (0.0%)

MOST PIM IN A GAME:
 5 (2x, Last: 3/31/15 at TOR)

MOST SHOTS IN A GAME:
 6 (2x, Last: 12/23/13 at FLA)



24/ RYAN CALLAHAN



CALLAHAN VS. THE NHL

	GP	G	A	P	PIM
ANA	11	2	4	6	7
ARI	7	1	4	5	0
BOS	30	6	10	16	9
BUF	31	10	7	17	8
CGY	7	0	1	1	14
CAR	21	7	6	13	19
CHI	10	1	4	5	13
COL	9	4	1	5	7
CBJ	10	2	4	6	2
DAL	9	2	3	5	4
DET	10	2	2	4	10
EDM	7	1	2	3	0
FLA	26	7	10	17	16
LAK	10	2	3	5	4
MIN	7	0	1	1	0
MTL	29	9	6	15	21
NSH	8	3	1	4	2
NJD	35	10	16	26	25
NYI	41	10	16	26	37
NYR	3	4	1	5	0
OTT	30	7	4	11	14
PHI	37	16	12	28	14
PIT	40	10	7	17	44
SJS	8	6	3	9	6
STL	9	3	2	5	4
TBL	17	5	4	9	6
TOR	27	7	4	11	18
VAN	8	2	3	5	2
WSH	28	12	8	20	12
WPG	22	11	8	19	9

POSITION Right Wing

ACQUIRED Trade from NY Rangers on March 4, 2014

HEIGHT 5-10

BORN March 21, 1985 (Rochester, New York)

WEIGHT 186

SEASON NHL - 10th, Lightning - 3rd

SHOOTS Right

2014-2015 SEASON

Played in 77 games in his 1st full season with the Lightning, posting 24 goals and 54 points to go along with 41 penalty minutes...Lightning own a record of 24-3-0 when he scores a goal since they acquired him from the New York Rangers...Led the Lightning for hits with 184...Ranked 4th on the Lightning for goals and 5th for points...Set a new career high for assists with 30 and tied his career-high for points... Ranked tied for 3rd (Kucherov) on the Lightning for shots with 191...Both 2-goal games came against the Rangers...Skated in his 500th career NHL game on 12/11 vs. CAR...Recorded his 300th career NHL point on 2/5 at DAL...Served as 1 of the assistant captains for the Lightning...**2015 Playoffs:** Appeared in 25 playoff games with the Lightning, posting 2 goals and 8 points to go along with 14 penalty minutes...Paced the Bolts and ranked 2nd in the NHL with 83 hits...Notched his 1st career multi-assist playoff game in Game 2 of the Stanley Cup Final against Chicago... Missed Game 6 against Montreal in the second round due to emergency appendectomy surgery.

CAREER

2013-14 SEASON: Skated in 20 games with the Lightning this season, posting 6 goals and 11 points to go along with 8 penalty minutes... Registered a point in 10 of his 12 games as a Bolt...Scored his 1st Lightning goal on March 13 vs. FLA...Tallied his 1st point (assist) as a Bolt on March 8 vs. BOS...Traded by the NY Rangers to the Lightning on March 4 in exchange for Martin St. Louis...Skated in 6 games with Team USA at the 2014 Winter Olympics, recording 1 assist...Recorded a season-high 5-game point streak from Oct. 12 through Nov. 7 (5 goals, 2 assists)...Skated in all 4 Lightning postseason games against the Montreal Canadiens, posting 5 shots...**2012-13:** Played in 45 games with the NY Rangers, leading the team for hits (154) and power play goals (6), ranked 3rd on the team for goals (16), and 4th for points (31) ... Ranked 11th in the NHL for hits, tied for 19th in power play goals, and led NHL forwards in blocked shots (66) ... Tied his career-high with a Rangers' season-high, 7-game point streak to end the season (5 goals, 6 assists over the span)... Registered his 200th career NHL point with the game-winning goal, while on the power play, on 1/29 vs. PHI ... Appeared in 12 postseason games with the New York Rangers, leading the team and ranked 8th in the NHL in playoff hits (94) ... Ranked 3rd on the team and led all forwards in the NHL in playoff blocked shots (23) and average ice time (23:22)...**2011-12:** Played in 76 games for the NY Rangers and was named the 26th captain in franchise history on 9/12... Established career highs in goals (29), points (54), penalty minutes (61), blocked shots (88), power play goals (13), shorthanded points (3), and overtime goals (2), and tied a career high in assists (25) ... Tied the franchise record, and tied for 4th in the NHL this season, with a career-high 9 game-winning goals ... Ranked 3rd among NHL forwards in blocked shots (88), tied for 5th in hits (271) and tied for 5th in power play goals (13) ...nus rating (plus-2) and 4th in points ... Appeared in 20 postseason games with the NY Rangers and led all NHL forwards in average ice time (23:32) during the playoffs... Totaled 10 playoff points...**2010-11:** Played in 60 games for the NY Rangers and served as Alternate Captain for the 2nd consecutive season ... Established career highs in assists (25) ... Led the team in power-play goals (10) and game-winning goals (5), ranked 2nd in goals (23) and power play points (15), tied for 2nd in points (48), ranked 2nd on the team and 15th in the NHL with 224 hits, and 5th among league forwards with 77 blocked shots... Notched his 1st career hat trick with 4 goals, including 2 on the power play, added an assist for a career-high, 5 points, and registered 5 shots and a plus-3 rating in a 7-0 win vs. PHI on 3/6; reached the 20-goal mark for the 2nd time in his career...**2009-10:** Played in 77 games for the NY Rangers and was named Alternate Captain on 10/2... Registered 19 goals and 37 points on the season... Ranked 3rd in the NHL in hits (285) and 4th among forwards in blocked shots (81) ... Ranked 2nd on the team in shots (204), 4th in goals and road points (15), 5th in home points (22), and tied for 2nd in road goals (9) and 4th in points... The Rangers posted a record of 16-6-2 when he registered a point... Skated in his 200th

career NHL game on 1/25 vs. PIT...**2008-09:** Played in 81 games for the NY Rangers, registering 22 goals and 40 points... Established career highs in shots (237) ... Led the team and ranked 4th in the NHL with 265 hits... Skated in his 100th NHL contest on 12/16 at ANA... Appeared in 7 postseason games with the NY Rangers, registering 2 goals...**2007-08:** Played in 52 games with the NY Rangers, registering 13 points... Ranked 4th in the NHL among rookies with 139 hits ... Appeared in 10 postseason games with the NY Rangers, registering 2 goals... Skated in 11 games with Hartford of the AHL, registering 7 goals and 8 assists for 15 points, along with 27 penalty minutes...**2006-07:** Played in 14 games with the NY Rangers and registered his first career NHL assist on 3/21 vs. PHI ... Tallied 2 goals, including his 1st career NHL goal/point, and recorded a team-high 7 shots on goal along with a plus-2 rating on 3/17 vs. BOS ... Made his NHL debut on 12/1 at BUF... Appeared in 10 postseason games with the NY Rangers, ranking 2nd on the team in post-season hits (25) ... Tallied his 1st 2 career NHL playoff goals on 4/17 vs. ATL... Appeared in 60 games with Hartford of the AHL, registering 55 points... Named to the 2006-07 AHL All-Rookie Team ... Led the Wolf Pack in goals (35) at the time of his recall on 3/15 ... His 8 game goal scoring streak was the 2nd-longest in the AHL that season ... Registered his 1st pro point with an assist on 10/14 at Lowell ... Made AHL debut on 10/7 vs. Springfield...**International Career:** 2010: Representative for Team USA at the Winter Olympics in Vancouver, tallying the primary assist on a game-winning goal on 2/28 vs. Norway... Appeared in 6 games, helping Team USA to a Silver medal...**2007:** Representative for Team USA at the World Championships in Moscow...2005: Representative for Team USA at the IIHF (U-20) World Junior Championships, appearing in 5 games, collecting 1 goal and 2 assists. **Junior Career:** 2005-06: Appeared in 62 games for Guelph, leading the team in goals (52), points (84), and plus/minus (plus-29) ... His 52 goals ranked fourth in the OHL ... Won the Leo Lalonde Memorial Trophy as the OHL's Top Overage Player ... Finished in the top 3 for the "Smart-est Player," "Most Dangerous in the Goal Area" and the "Best Defensive Forward"... Served as Team Captain ... Represented the Western Conference in the OHL All-Star Classic, notching a goal in the contest ... Appeared in 13 postseason games with Guelph, totaling 24 points...**2004-05:** Appeared in 60 games for Guelph, ranking 1st on the team with 28 goals and 54 points ... Served as Team Captain... Appeared in 4 postseason games with Guelph, totaling 2 points...**2003-04:** Appeared in 68 games for Guelph, leading the team with 13 power play goals ... Appeared in 22 postseason games with Guelph, tying for 2nd on the team with 21 post-season points ... Led the team in playoff goals (13)...**2002-2003:** Made his OHL debut on 9/20 at Kingston ... Registered his 1st career point with a goal on 10/6 vs. London... Appeared in 11 postseason games with Guelph, registering 3 points.

CAREER STATISTICS

SEASON	TEAM	LEAGUE	REGULAR SEASON											PLAYOFFS			
			GP	G	A	P	+/-	PIM	PPG	SHG	GWG	S	GP	G	A	P	PIM
2002-03	GUELPH	OHL	59	14	17	31	-	47	4	1	0	-	11	0	3	3	2
2003-04	GUELPH	OHL	68	36	32	68	-	86	13	1	0	-	22	13	8	21	20
2004-05	GUELPH	OHL	60	28	26	54	-	108	9	3	0	-	4	1	1	2	6
2005-06	GUELPH	OHL	62	52	32	84	-	126	21	5	0	-	13	7	17	24	20
2006-07	NY RANGERS	NHL	14	4	2	6	5	9	0	0	1	40	10	2	1	3	6
	HARTFORD	AHL	60	35	20	55	-	74	15	4	4	-	-	-	-	-	-
2007-08	NY RANGERS	NHL	52	8	5	13	7	31	0	1	1	92	10	2	2	4	10
	HARTFORD	AHL	11	7	8	15	-	27	3	0	0	-	-	-	-	-	-
2008-09	NY RANGERS	NHL	81	22	18	40	7	45	2	1	1	237	7	2	0	2	4
2009-10	NY RANGERS	NHL	77	19	18	37	-12	48	9	0	3	204	-	-	-	-	-
2010-11	NY RANGERS	NHL	60	23	25	48	-7	46	10	0	5	179	-	-	-	-	-
2011-12	NY RANGERS	NHL	76	29	25	54	-8	61	13	1	9	235	20	6	4	10	12
2012-13	NY RANGERS	NHL	45	16	15	31	9	12	6	2	4	144	12	2	3	5	6
2013-14	NY RANGERS	NHL	45	11	14	25	-3	16	4	1	2	109	-	-	-	-	-
	TAMPA BAY	NHL	20	6	5	11	4	8	3	0	1	54	4	0	0	0	0
2014-15	TAMPA BAY	NHL	77	24	30	54	9	41	10	0	4	191	25	2	6	8	14
TAMPA BAY TOTALS			97	30	35	65	13	49	13	0	5	145	29	2	6	8	14
NHL TOTALS			547	162	157	319	11	317	57	6	31	1,485	88	16	16	32	52

CAREER HIGHLIGHTS

GOALS:

Game: 4 (3/6/11 vs. PHI)
 Season: 29 (2011-12)
 Multi-Goal Games: 19
 In 2014-15: 5
 Hat Tricks: 2 (Last: 2/11/12 at PHI)
 Streak: 4 (2x, Last: 2/9/12-2/14/12, 6g)
 In 2014-15: 2 (4w, Last: 3/3-3/5/15, 2g)

ASSISTS:

Game: 3 (3/11/11 at WSH)
 Season: 30 (2014-15)
 Streak: 5 (10/21/10-10/29/10, 5a)
 In 2014-15: 3 (2x, 2/5-2/8/15, 3a)

POINTS:

Game: 5 (3/6/11 vs. PHI, 4g, 1a)
 Season: 54 (2011-12)
 Multi-Point Games: 66
 In 2014-15: 16
 Streak: 7 (2x, Last - 12/23/11-1/6/12, 2g, 6a)
 In 2014-15: 3 (3x, Last: 3/3-3/7/15, 2g, 1a)

SHOOTOUT STATISTICS:

Career: 3-10 (30.0%)
 In 2014-15: 2/5 (40%)

MOST PIM IN A GAME:

15 (11/20/09 at PIT)

MOST SHOTS IN A GAME:

11 (10/7/11 at LAK)

NHL AND LIGHTNING FIRSTS


GAME: NHL - 12/1/06 at BUF
 Lightning - 3/6/14 vs. BUF
GOAL: 3/17/07 vs. BOS (Thomas)
 Lightning - 3/13/14 vs. FLA (Ellis)
ASSIST: 3/17/07 vs. BOS
 Lightning - 3/8/14 vs. BOS

TRANSACTIONS

Signed a six-year contract extension with the Lightning on June 25, 2014...Traded to Tampa Bay from NY Rangers along with 2 1st-round draft selections in exchange for Martin St. Louis on 3/4/14... NY Rangers 4th-round choice, 127th overall, in the 2004 NHL Entry Draft.



25/ MATT CARLE



POSITION Defenseman
ACQUIRED Signed as a free agent on July 4, 2012
HEIGHT 6-0
BORN September 25, 1984 (Anchorage, Alaska)
WEIGHT 197
SEASON NHL - 12th, Lightning - 5th
SHOOTS Left

2014-2015 SEASON

Played in 59 games with the Lightning, recording 4 goals and 18 points to go along with 26 penalty minutes...Missed 23 games from 1/17-3/12 with an abdominal injury...Ranked 2nd on the Lightning for blocked shots with 104...Recorded a season-high 4-game point streak from 12/29-1/4 (1 goal, 3 assists)...Ranked 3rd on the Bolts for average time on ice (20:29)...**2015 Playoffs:** Played in 25 playoff games with the Bolts, recording 3 assists and 4 penalty minutes...Ranked 2nd on the Bolts for blocked shots with 37.

CARLE VS. THE NHL

	GP	G	A	P	PIM
ANA	20	0	8	8	14
ARI	24	5	4	9	12
BOS	27	0	7	7	6
BUF	29	1	7	8	6
CGY	16	1	7	8	0
CAR	26	2	12	14	8
CHI	14	1	6	7	4
COL	15	0	4	4	2
CBJ	15	1	4	5	6
DAL	22	1	8	9	4
DET	20	0	6	6	4
EDM	13	1	4	5	4
FLA	29	1	11	12	10
LAK	24	1	9	10	10
MIN	16	1	4	5	8
MTL	26	1	10	11	12
NSH	15	2	5	7	4
NJD	33	3	11	14	8
NYI	34	4	8	12	8
NYR	37	3	10	13	17
OTT	28	3	6	9	10
PHI	11	0	2	2	8
PIT	33	2	19	21	16
SJS	8	0	3	3	0
STL	13	3	3	6	4
TBL	16	1	5	6	8
TOR	28	2	11	13	6
VAN	16	1	6	7	14
WSH	27	2	17	19	4
WPG	25	0	13	13	8

CAREER

2013-14 SEASON: Skated in 82 games with the Lightning, posting 2 goals and 31 points to go along with 26 penalty minutes...1 of 3 players to skate in all 82 games this season for the Lightning...Ranked 2nd on the Lightning defense for points with 31...Ranked 1st on the Bolts with 151 blocked shots and was 2nd for average TOI (22:11)...Recorded a career high 7-game point/assist streak from Jan. 1-13 (9 assists)...Set a Lightning franchise record with a +6 rating on Jan. 11 at PHI...Named an assistant captain at the beginning of the season...**2014 Playoffs:** Skated in all 4 Lightning postseason games, notching a goal...**2012-13:** Played in all 48 games with the Lightning, collecting 5 goals and 22 points to go along with 4 penalty minutes...1 of 5 Lightning players to skate in all 48 games during the season...Ranked 1st among Lightning blueliners for goals, assists (17) and points...Led the Lightning in average time on ice (23:49)...Ranked 2nd on the club for blocked shots with 87...Posted a point in 9 of the final 15 games of the season, registering 2 goals and 9 assists during that stretch...Recorded a career high 5-game point streak from 3/29 through 4/7 (1 goal, 6 assists)...Skated in a Lightning season-high 30:06 TOI on 3/18 vs. PHI...Represented the USA in the 2013 IIHF World Championships and helped them win the Bronze Medal...**2011-12:** Played in 82 games for the second consecutive season with the Philadelphia Flyers, posting 4 goals and 38 points to go along with a career high 36 penalty minutes...Led the Flyers with 23:01 time on ice per game...1 of 3 Flyers to skate in all 82 games...Recorded his 100th assist as a Flyer on 1/22 vs. BOS...Recorded 3 assists and a +2 rating on 12/15 at MTL...Notched a season-high 4-game point streak (12/8-12/15, 1 goal, 6 assists)...Recorded 1st point (assist) of the season on 10/8 at NJD...**2012 Playoffs:** Skated in 11 postseason games, tallying 2 goals and 6 points...Ranked 1st on the Flyers defense in playoff goals, assists (4) and points...**2010-11:** Played in all 82 games for the 1st time in his career with the Flyers, tallying a goal and career high 39 assists for 40 points...Recorded a career high and ranked 1st (tie) on Philadelphia with a +30 rating...Led all Flyer defensemen and ranked 3rd on the team in assists...Ranked 3rd on the Flyers in average TOI (21:59)...Ranked tied for 5th in the NHL in plus/minus...Led all NHL defensemen with 37 even strength assists...Played in his 200th game as a Flyer on 2/15 at TBL...Scored lone goal of the season on 12/5 at NYL...Recorded 100th career NHL assist on 10/21 at ANA...**2011 Playoffs:** Appeared in 11 games with the Flyers, collecting 4 assists and 2 penalty minutes...**2009-10:** Played in 80 games with the Flyers, recording 6 goals and 35 points with 16 penalty minutes...Recipient of the Pelle Lindbergh Memorial Trophy as the Flyer who has most improved from the previous season, as voted by his teammates...Ranked 2nd on the Flyers with a +19 rating and average ice time (23:23)...Scored the game-tying goal on 4/11 vs. NYR to force overtime and an eventual shootout in final regular season game, which the Flyers won to clinch a playoff berth...Missed 2 games with a bruised foot...Played in his 300th career NHL game on 3/23 at OTT...Registered 4 assists in the 2nd period on 10/6 vs. WSH to set a Flyers record for most assists in a period by a defenseman, tying the NHL mark (last time occurred - Rob Blake, 2nd period, LAK vs. CGY on 1/29/98)...Played in his 100th game as a Flyer on 12/23 at TBL...Set a career high in time on ice (32:03) on 10/10 vs. ANA...Recorded a 4-game point streak (10/3-10/10, 1 goal, 7 assists)...His goal on 10/31 vs. CAR was his 100th NHL point...**2010 Playoffs:** Appeared in 23 playoff games, tallying a goal and 13 points...1st Flyer to have 4 assists in a playoff game since 2000 (Recchi)...1st Flyer defenseman and 2nd Flyer player to ever record a +5 rating in a playoff game...**2008-09:** Split the season between the Flyers and Lightning...Began the season with Tampa Bay, recording a goal and 2 points before being traded to Philadelphia on 1/17...Skated in 64 games with the Flyers, notching 4 goals and 24 points

with 16 penalty minutes...Established a career high with 2 game-winning goals...Ranked 2nd on Philadelphia in blocked shots with 142 and 2nd on team defense with 5 goals...Missed 5 games (12/2-12/11) with a lower body injury...Recorded the game-winning goal, his 1st goal as a Flyer, on 11/26 at CAR...**2009 Playoffs:** Played in 6 playoff games with Philadelphia, registering 3 assists and 4 penalty minutes...Ranked tied for 2nd on the Flyers with 3 assists...**2007-08:** Played in 62 games with the San Jose Sharks, tallying 2 goals and 15 points with 26 penalty minutes...Signed a 4-year contract extension with the Sharks on 11/21...**2008 Playoffs:** Played in 11 postseason games with San Jose, recording 1 assist and 4 penalty minutes...**2006-07:** Played in 77 games in his 1st full NHL season, registering career highs in goals (11), points (42) and power-play goals (8)...Led all Shark defensemen in goals, assists, points and power-play goals...Named to the NHL All-Rookie Team...Notched a season-high 5-game point streak (2/24-3/4, 2 goals, 4 assists)...1st among rookie defensemen and tied for 6th among all NHL rookies in points...Ranked 4th in power-play points (26), power-play goals (8) and power-play assists (16) among all NHL rookies...Set Sharks record for a single season in goals by a rookie defenseman (11) and power-play goals by a defenseman...Selected to the Western Conference Team for the YoungStars Game...His 12 points in October were the 3rd most in NHL history by a rookie defenseman (Rob Blake in 1990 with 14 points & Brian Leetch in 1988 with 13 points)...**2007 Playoffs:** Made his NHL playoff debut, posting 3 assists in 11 games with the Sharks...**2005-06:** Played in 12 games with San Jose following his collegiate career, collecting 3 goals and 6 points with 14 penalty minutes...Scored a goal in his NHL debut on 3/25 at MIN...Signed NHL contract on 3/19...**College Career:** Played 3 seasons for the University of Denver Pioneers of the WCHA (2003-06), recording 29 goals and 122 points with 159 penalty minutes in 112 games...Is Denver's 4th-leading scorer among defensemen, tied for 2nd among defensemen in assists and 8th among defensemen in goals...Won the Hobey Baker Award in 2006 (1st Denver player to win award)...Named to the WCHA First All-Star Team, to the NCAA West First All-Star Team and WCHA Player of the Year in 2006...**2005-06:** Played in 39 games with the Pioneers, collecting 11 goals and 53 points with 58 penalty minutes...Ranked tied for 1st on Denver in points and 1st in assists (42)...Led all NCAA players in assists and tied for 5th in points...Led all NCAA defensemen in goals...**2004-05:** Played in 43 games with Denver, collecting a college high 13 goals and 44 points...Led all Pioneer defensemen in goals, assists and points...Ranked tied for 2nd on Denver in assists...Helped Denver win their 2nd consecutive NCAA Championship and was named to the NCAA All-Tournament team...Led WCHA defenseman in scoring and finished 2nd in the nation in points per game by a defenseman...Named to the WCHA First All-Star Team and NCAA West First All-Star Team...**2003-04:** Played 1st college season for Denver, posting 5 goals and 26 points in 30 games...Ranked 2nd on the Pioneers defense in assists with 21...Ranked tied for 6th among WCHA defensemen in scoring and was tied for 5th among all WCHA freshmen scorers...**International:** Skated in 10 games with Team USA at the 2013 IIHF World Championships, recording 2 assists...Won a Bronze Medal with Team USA...Played in 6 games for Team USA at the IIHF World Championships in 2004 in the Czech Republic, recording a goal and 4 penalty minutes...Won the Bronze Medal with Team USA with a 1-0 shootout win over Slovakia...Became 1st American-born player to capture World Junior and NCAA Championships in the same season...Captured the Gold Medal with Team USA at the World Under 18 Championships in 2002.

CAREER STATISTICS

SEASON	TEAM	LEAGUE	REGULAR SEASON											PLAYOFFS			
			GP	G	A	P	+/-	PIM	PPG	SHG	GWG	S	GP	G	A	P	PIM
2002-03	RIVER CITY	USHL	59	12	30	42	26	98	-	-	-	-	11	2	2	4	20
2003-04	U. OF DENVER	NCAA	30	5	21	26	-	33	-	-	-	-	-	-	-	-	-
2004-05	U. OF DENVER	NCAA	43	13	31	44	-	68	-	-	-	-	-	-	-	-	-
2005-06	U. OF DENVER	NCAA	39	11	42	53	21	58	-	-	-	-	-	-	-	-	-
	SAN JOSE	NHL	12	3	3	6	-2	14	2	0	1	11	11	0	3	3	4
2006-07	SAN JOSE	NHL	77	11	31	42	9	30	8	0	1	111	11	2	3	5	0
	WORCESTER	AHL	3	0	2	2	-	0	-	-	-	-	-	-	-	-	-
2007-08	SAN JOSE	NHL	62	2	13	15	-8	26	2	0	1	63	11	0	1	1	4
2008-09	TAMPA BAY	NHL	12	1	1	2	1	6	0	0	0	13	-	-	-	-	-
	PHILADELPHIA	NHL	64	4	20	24	2	16	0	0	2	72	6	0	3	3	4
2009-10	PHILADELPHIA	NHL	80	6	29	35	19	16	2	0	1	137	23	1	12	13	6
2010-11	PHILADELPHIA	NHL	82	1	39	40	30	23	0	0	0	117	11	0	4	4	2
2011-12	PHILADELPHIA	NHL	82	4	34	38	4	36	3	0	0	132	11	2	4	6	6
2012-13	TAMPA BAY	NHL	48	5	17	22	1	4	2	0	0	66	-	-	-	-	-
	USA	WC	10	0	2	2	-	2	-	-	-	-	-	-	-	-	-
2013-14	TAMPA BAY	NHL	82	2	29	31	11	28	1	0	0	115	4	1	0	1	0
2014-15	TAMPA BAY	NHL	59	4	14	18	12	26	1	0	0	73	25	0	3	3	4
TAMPA BAY TOTALS			201	12	61	73	25	64	4	0	0	267	29	1	3	4	4
NHL TOTALS			660	43	230	273	79	225	21	0	6	910	113	6	33	39	32

CAREER HIGHLIGHTS

GOALS:

Game: 1 (4/3, Last: 12/31/14 at BUF)
 Season: 11 (2006-07)
 Multi-Goal Games: None
 In 2014-15: None
 Hat Tricks: None
 Streak: 2 (2x, Last: 2/14-2/15/09, 2g)
 In 2014-15: None

POINTS:

Game: 4 (10/6/09 vs. WSH)
 Season: 42 (2006-07)
 Multi-Point Games: 35
 In 2014-15: 2
 Streak: 7 (1/1-1/3/14, 9a)
 In 2014-15: 4 (12/29-1/4/15, 1g, 3a)

MOST PIM IN A GAME:

6 (2x, Last: 1/12/15 at PHI)

MOST SHOTS IN A GAME:

7 (12/21/13 vs. CAR)

SHOOTOUT STATISTICS:

Career: 2/4 (50.0%)
 In 2014-15: 0-1 (0.0%)



NHL AND LIGHTNING FIRSTS

GAME: NHL - 3/25/06 at MIN
 Lightning - 10/4/08 vs. NYR
GOAL: NHL - 3/25/06 at MIN (Fernandez)
 Lightning - 11/7/08 vs. OTT (Auld)
ASSIST: NHL - 4/6/06 at LAK
 Lightning - 10/8/08 vs. CAR

TRANSACTIONS

Signed by Tampa Bay as a free agent on July 4, 2012... Acquired by Philadelphia, along with a 2009 third round pick, from Tampa Bay in exchange for Steve Eminger, Steve Downie and a 2009 fourth round pick on November 7, 2008...Acquired by Tampa Bay, along with Ty Wishart, a 2009 first round selection and 2010 fourth round pick from San Jose in exchange for Dan Boyle and Brad Lukowich on July 4, 2008...Signed by San Jose as a free agent on March 19, 2006...Selected by San Jose in the second round, 47th overall, in the 2003 NHL Entry Draft.

55/ BRAYDON COBURN



COBURN VS. THE NHL

	GP	G	A	P	PIM
ANA	10	1	2	3	2
ARI	11	0	1	1	6
BOS	26	0	4	4	14
BUF	30	2	7	9	36
CGY	7	2	0	2	2
CAR	29	5	10	15	24
CHI	6	0	2	2	14
COL	10	0	5	5	14
CBJ	12	2	2	4	6
DAL	12	0	1	1	8
DET	9	0	3	3	6
EDM	7	1	2	3	0
FLA	32	3	6	9	26
LAK	11	1	5	6	8
MIN	11	2	4	6	8
MTL	29	2	7	9	22
NSH	9	0	2	2	4
NJD	49	0	6	6	44
NYI	43	2	11	13	36
NYR	49	3	5	8	43
OTT	27	2	9	11	19
PHI	0	0	0	0	0
PIT	44	3	11	14	54
SJS	10	1	1	2	6
STL	5	0	0	0	6
TBL	31	1	3	4	38
TOR	32	2	3	5	27
VAN	7	0	0	0	4
WSH	34	2	12	14	16
WPG	26	0	7	7	20

POSITION Defenseman **ACQUIRED** Traded from Philadelphia on March 2, 2015
HEIGHT 6-5 **BORN** February 27, 1985 (Shaunavon, Saskatchewan)
WEIGHT 226 **SEASON** NHL - 11th, Lightning - 2nd
SHOOTS Left

2014-2015 SEASON

Played in 43 games this season between the Lightning and Philadelphia Flyers, recording 1 goal and 10 points...Skated in 4 games with the Lightning, notching 2 assists...Missed the final 14 games of the regular season with a lower body injury... Made his Lightning debut on 3/3 vs. BUF...Acquired by the Lightning from Philadelphia on 3/2...Skated in 39 games with the Flyers, recording a goal and 8 assists...Ranked 1st on the Flyers for average shifts per game (27.9)...Recorded a season-best 2 point game (1 goal, 1 assist) on 11/12 vs. CBJ...**2015 Playoffs:** Skated in 26 postseason games with the Lightning, posting a goal and 4 points to go along with 21 penalty minutes...Scored the game-winning goal in Game 7 against Detroit in the first round...Ranked 4th on the Bolts for blocked shots (32) and penalty minutes (21).

CAREER

2013-14 SEASON: Appeared in all 82 games... Led the Flyers in overall average time-on-ice (22:26)...Led the Flyers and the NHL in short-handed average time-on-ice (3:59) per game... recorded 5 shots on Jan. 22 vs. CAR, the most he's had in a game since he had 5 on Feb. 20, 2013 at PIT... Played 28:31 on Nov. 13 at PIT, the most ice time he'd had since playing 28:35 at ATL on 3/17/11... Reached 400 PIM as a Flyer on 10/17 vs. PIT... Played his 500th game in the NHL on 10/15 vs. VAN...**2012-13:** Ranked 15th in NHL in average shifts per game... Led Flyers in TOI with 22:36 per game... Missed final 15 games of season after sustaining a left shoulder separation on 3/28 vs. BOS... Recorded 5 hits and had 2 blocked shots at PIT on 3/24... Scored his only goal of the season while also gathering 4 penalty minutes, 3 hits, and 2 blocked shots in 23:54 vs. CAR on 2/2...Reached 400 penalty minutes in the NHL on 2/1 at WSH... Recorded 2 assists, 3 hits, and 4 blocked shots with 4 penalty minutes at FLA on 1/26...**2011-12: Playoffs:** Appeared in 11 games... Registered 4 assists and 8 PIM...**Regular Season:** Recorded his 100th assist as a Flyer on 3/13 vs. NJD... Had a 3-game scoring streak (3A) from 2/11-16... Posted his first goal of the season at FLA on 11/13... Was plus-4 vs. CAR on 10/29... Played in his 400th NHL game on 10/26 at NYR... **2010-11: Playoffs:** Tied for 2nd on the team and in the NHL with a +6 rating during the ECQF...Scored a goal, the 2nd of his playoff career, in Game 7 on 4/26... Had an assist in Game 2 vs. BUF on 4/16...**Regular Season:** Had season-high 2 assists at NYR on 2/20... Recorded 100th point as a Flyer vs. OTT on 1/20... Played in his 300th game as a Flyer vs. NJD on 1/8... Recorded his 100th NHL point (assist) against TBL on 11/18...**2009-10:** Missed game at BOS on Dec. 14 due to an ankle injury... Posted 1st career 2-goal game vs. CAR on Oct. 31... Played his 200th game as a Flyer on Nov. 25... Appeared in all 23 playoff games... Recorded an assist in Game 3 of SCF vs. CHI while playing 31:26...Recorded two points (1G,1A) in Game 1 vs. MTL (1st career playoff goal and 2nd career multi-point playoff game)... 2nd among all players in series in plus/minus (+6)... Played in all 7 games of Eastern Conference Semifinals vs. BOS...Recorded 1 assist in Eastern Conference Quarterfinals vs. NJD (Game 2), 8 PIM and was +2...**2008-09:** Underwent arthroscopic surgery on June 22 to remove a small bony impingement in his left hip...**Playoffs:** Recorded 3 assists and led the team in average ice time (26:29) in the ECQF vs. PIT...**Regular Season:** Led the team in average ice time (24:37) and defense in goals (7)... Set new career highs in time-on-ice in a single game (32:49 vs. CAR on Dec. 11) and shots in a game (8 - at WSH on Jan. 6)... Appeared in his 200th career NHL game on March 12 vs. WSH... Missed 2

games (Jan. 31-Feb. 4) due to the flu... **2007-08:** Missed final 3 games of ECQF against PIT due to facial injury sustained at PIT on May 11...Co-Winner of the Pelle Lindbergh Memorial Trophy as the Flyer who has most improved from the previous season, as voted by his teammates... Set new career high for goals (9), assists (27) and points (36) in a season... Was 1st on the team in plus/minus (+17)...Was 1st among Flyers defensemen in goals (9)... Posted 3 assists vs. NYI on March 8 (new career high for assists in a game and tied his career high for points in a game)... Missed 4 games from Feb. 10-16, recovering from fascia release surgery performed on Feb. 9 to repair a torn gluteus muscle... Had a career-high 5-game point scoring streak (Jan. 19-29 - 2G,5A)... Had 3 points (1G,2A) vs. OTT on Jan. 20 to set new career high for points, and tied career high for assists in a game (fifth time)...Game vs. BOS on Jan. 12 was his 100th career NHL game...Signed a multiple-year contract extension on Nov. 28...**2006-07:** Posted an assist vs. FLA on March 8 (1st assist as a Flyer)...Scored a goal at PIT on March 4 (1st career NHL goal)...Game at NYI on Feb. 27 was his first game as a Flyer...Appeared in 29 games for the Thrashers and 15 games for the Chicago Wolves (AHL), recording a goal and 10 assists for 11 points and 36 penalty minutes...Missed 9 games (Oct. 5-23) due to a shoulder injury...**2005-06:** Made his NHL debut at FLA on Oct. 5...Recorded his first NHL point (assist) vs. WSH on Oct. 8...Posted 6 goals and 20 assists for 26 points and 134 penalty minutes in 73 games for the Wolves...**2004-05:** Appeared in 3 regular season games for Chicago, recording 1 assist, at the conclusion of his junior career with Portland of the Western Hockey League...Had 1 assist and 36 penalty minutes in 18 games to help Chicago reach the Calder Cup Finals...Led the Portland defense in scoring with 44 points (12G,32A) in 60 games (12th among WHL defensemen)...Scored 4 goals (3 PPG) at Seattle on Feb. 4 to become the 7th defenseman in WHL history to score four goals in one game...**2003-04:** Recorded 30 points (10G,20A) and 92 PIM in 55 games...Led Portland's defense in goals and PPG (7)...**Amateur Career:** Scored 131 points (29G,102A) and 483 PIM in 238 games over parts of 5 seasons with Portland (2000-01 through 2004-05)...Served as captain of Portland from 2003-04, 2004-05...Named WHL Western Conference First Team All-Star from 2003-04 through 2004-05...Was awarded the WHL Humanitarian of the Year Award for off-ice commitment and leadership (2003-04)...Named WHL Rookie of the Year (2001-02)...Was Portland's nominee for Scholastic Player of the Year (2001-02)...Was a WHL finalist (2002-03)... Posted 4 assists in 14 playoff games to help Portland reach the WHL Finals in 2001.

CAREER STATISTICS

SEASON	TEAM	LEAGUE	GP	REGULAR SEASON						PLAYOFFS				
				G	A	PTS	+/-	PIM	GP	G	A	PTS	PIM	
2001-01	PORTLAND	WHL	2	0	1	1	-	0	14	0	4	4	2	
2001-02	PORTLAND	WHL	68	4	33	37	-	100	7	1	1	2	9	
2002-03	PORTLAND	WHL	53	3	16	19	-	147	7	0	1	1	8	
2003-04	PORTLAND	WHL	55	10	20	30	-	92	5	0	1	1	10	
2004-05	PORTLAND	WHL	60	12	32	44	-	144	7	1	5	6	6	
	CHICAGO	AHL	3	0	1	1	-	5	18	0	1	1	36	
2005-06	ATLANTA	NHL	9	0	1	1	-2	4	--	--	--	--	--	
	CHICAGO	AHL	73	6	20	26	-	134	--	--	--	--	--	
2006-07	ATLANTA	NHL	29	0	4	4	1	30	--	--	--	--	--	
	CHICAGO	AHL	15	1	10	11	-	36	--	--	--	--	--	
	PHILADELPHIA	NHL	20	3	4	7	-2	16	--	--	--	--	--	
2007-08	PHILADELPHIA	NHL	78	9	27	36	17	74	14	0	6	6	14	
2008-09	PHILADELPHIA	NHL	80	7	21	28	7	97	6	0	3	3	7	
2009-10	PHILADELPHIA	NHL	81	5	14	19	-6	54	23	1	3	4	22	
2010-11	PHILADELPHIA	NHL	82	2	14	16	15	53	11	1	2	3	6	
2011-12	PHILADELPHIA	NHL	81	4	20	24	10	56	11	0	4	4	8	
2012-13	PHILADELPHIA	NHL	33	1	4	5	-10	41	--	--	--	--	--	
2013-14	PHILADELPHIA	NHL	82	5	12	17	-6	63	7	0	3	3	4	
2014-15	PHILADELPHIA	NHL	39	1	8	9	-1	16	-	-	-	-	-	
	TAMPA BAY	NHL	4	0	2	2	3	9	26	1	3	4	21	
NHL TOTALS			618	37	131	168	26	513	98	3	24	27	82	

CAREER HIGHLIGHTS

GOALS:
 Game: 2 (10/31/09 vs. CAR)
 Season: 9 (2007-08)
 Multi-Goal Games: 1
 In 2014-15: 0
 Hat Tricks: 0
 Streak: 2 (3x, Last: 10/27-10/31/09, 3g)
 In 2014-15: None

ASSISTS:
 Game: 3 (3/8/08 vs. NYI)
 Season: 27 (2007-08)
 Streak: 4 (1/19-1/24/08, 7a)
 In 2014-15: 2 (2x, Last: 3/7-3/10/15, 2a)

POINTS:
 Game: 3 (3/8/08 vs. NYI, 3a)
 Season: 36 (2007-08)
 Multi-Point Games: 19
 In 2014-15: 1
 Streak: 5 (1/19-1/29/08)
 In 2014-15: 2 (2x, Last: 3/7-3/10/15, 2a)

MOST PIM IN A GAME:
 12 (11/10/07 vs. PIT)

MOST SHOTS IN A GAME:
 8 (1/6/09 at WSH)



NHL AND LIGHTNING FIRSTS

GAME: NHL - 10/5/05 at FLA
 Lightning - 3/3/15 vs. BUF

GOAL: NHL - 3/4/07 vs. PIT (Fleury)
 Lightning - None

ASSIST: NHL - 10/8/05 vs. WSH
 Lightning - 3/7/15 vs. DAL

TRANSACTIONS

Traded to Tampa Bay on 3/2/15 from the Philadelphia Flyers in exchange for defenseman Radko Gudas, along with the Lightning's 2015 1st round and 3rd round picks... Signed a 4-year extension with the Flyers on 11/9/11... Re-signed to a 2-year contract extension with the Flyers on 7/1/10... Signed a 2-year extension with Philadelphia on 11/28/07... Traded by the Atlanta Thrashers to the Flyers in exchange for Alexei Zhitnik on 2/24/07... Signed a 3-year entry level contract with Atlanta on 7/29/04... Drafted by Atlanta in the 1st round, 8th overall, at the 2003 NHL Draft.

22/ ERIK CONDRA



POSITION Right Wing
ACQUIRED Signed as a free agent on July 1, 2015
HEIGHT 5-11
BORN August 6, 1986 (Trenton, Michigan)
WEIGHT 183
SEASON NHL - 6th, Lightning - 1st
SHOOTS Right

2014-2015 SEASON

Skated in 68 games with the Ottawa Senators, posting 9 goals and 23 points to go along with 30 penalty minutes...Set a new career high for goals in a single season...Set a new career high with a +13 rating, which ranked 3rd among Ottawa forwards...Ranked 2nd among Senator forwards for average time on ice while on the penalty kill (2:13)...Ranked tied for 1st on the Senators among forwards for blocked shots with 53...**2015 Playoffs:** Appeared in 6 postseason games with the Senators, recording a goal and +1 rating...Scored his 3rd career playoff goal in Game 5 against Montreal in the first round.

CONDRA VS. THE NHL

	GP	G	A	P	PIM
ANA	5	1	0	1	4
ARI	5	0	1	1	2
BOS	21	1	3	4	10
BUF	20	5	5	10	19
CGY	5	0	1	1	4
CAR	14	1	2	3	6
CHI	4	1	0	1	0
COL	4	0	0	0	0
CBJ	5	1	1	2	0
DAL	4	1	0	1	2
DET	8	0	1	1	0
EDM	5	0	2	2	0
FLA	17	1	5	6	4
LAK	5	0	1	1	2
MIN	4	1	1	2	0
MTL	19	4	4	8	14
NSH	3	0	0	0	0
NJD	14	3	4	7	2
NYI	14	1	4	5	4
NYR	15	0	3	3	6
OTT	0	0	0	0	0
PHI	14	2	2	4	12
PIT	14	1	3	4	10
SJS	5	0	0	0	0
STL	4	1	0	1	5
TBL	18	1	2	3	8
TOR	21	2	4	6	10
VAN	5	0	1	1	0
WSH	14	3	1	4	8
WPG	13	2	3	5	4

CAREER

2013-14 SEASON: Played in 76 games with the Senators, posting 6 goals and 16 points to go along with 30 penalty minutes...Matched his career high with 2 points in a game on 1/4 at MTL...Became the 41st player in Senators history to appear in 200 contests for the club on 1/23 at TBL...Sustained a muscle strain in his right leg on 11/1 vs. NYI...
2012-13: Skated in 48 games with Ottawa, recording 4 goals and 12 points to go along with a career-high 34 penalty minutes...Was 1 of 6 players on the Senators to appear in all 48 games...Ranked 3rd on the Senators for takeaways with 27...Led all Ottawa forwards for blocked shots with 32...Appeared in all 10 Ottawa playoff games, registering a goal and 7 points...Ranked 4th on the Senators for playoff points...Opened the season playing in 17 games in 2 different German leagues, posting 34 points...
2011-12: Skated in a career-best 81 games with Ottawa, notching 8 goals and 25 points...Set career highs for assists (17), points and shorthanded goals (2) in his 1st full NHL season...Recorded 4 multi-point games...Notched 2 shorthanded goals, ranking tied for the team lead...Played in his 100th career NHL game on 3/23 at MTL...Skated in 7 playoff games with the Senators, posting a goal and 10 shots...Scored his 1st career postseason goal in his playoff debut on 4/12 at NYR...
2010-11: Appeared in 26 games with Ottawa, registering 6 goals and 11 points to go

along with 12 penalty minutes...2 of his 6 goals were game-winners...Made his NHL debut and recorded his 1st point (assist) on 2/15 vs. NYI...Scored his 1st career NHL goal, 1st game-winning goal and had 1st 2-goal game on 2/26 vs. PHI...Was the 1st Ottawa rookie since 2000-01 (Havlat) to record at least 2 multi-goal games in a season...Appeared in 55 games with the Binghamton Senators, recording 17 goals and 47 points to go along with 28 penalty minutes...Was a member of Binghamton's Calder Cup-winning team...Posted 5 goals and 17 points in 20 Calder Cup playoff games...
2009-10: Skated in 80 games with Binghamton, posting 11 goals and 38 points...
Collegiate Career: Skated in 159 career games at Notre Dame over 4 seasons, recording 48 goals and 158 points to go along with 110 penalty minutes...
2008-09: Was named CCHA Second-Team All-Star and to the NCAA West second All-American team after finishing his collegiate career with Notre Dame with 13 goals and 25 assists...
2007-08: Recorded a collegiate career-high 15 goals in his junior season with the Fighting Irish...
2006-07: Recorded highs for assists (34) and points (48) during his sophomore season at Notre Dame...
2005-06: Named to the CCHA All-Rookie team after posting 34 points (6 goals, 28 assists) in 36 games at Notre Dame.

CAREER STATISTICS

SEASON	TEAM	LEAGUE	REGULAR SEASON											PLAYOFFS							
			GP	G	A	P	+/-	PIM	PPG	SHG	GWG	S	GP	G	A	P	PIM				
2005-06	NOTRE DAME	CCHA	36	6	28	34	-	32	-	-	-	-	-	-	-	-	-	-	-	-	
2006-07	NOTRE DAME	CCHA	42	14	34	48	-	18	-	-	-	-	-	-	-	-	-	-	-	-	
2007-08	NOTRE DAME	CCHA	41	15	23	38	-	26	-	-	-	-	-	-	-	-	-	-	-	-	
2008-09	NOTRE DAME	CCHA	40	13	25	38	-	34	-	-	-	-	-	-	-	-	-	-	-	-	
2009-10	BINGHAMTON	AHL	81	11	27	38	-	61	-	-	-	-	-	-	-	-	-	-	-	-	
2010-11	OTTAWA	NHL	26	6	5	11	-1	12	1	0	2	48	-	-	-	-	-	-	-	-	
	BINGHAMTON	AHL	55	17	30	47	-	28	-	-	-	-	23	5	12	17	8	-	-	-	
2011-12	OTTAWA	NHL	81	8	17	25	11	30	0	2	1	140	7	1	0	1	0	-	-	-	
2012-13	OTTAWA	NHL	48	4	8	12	3	34	0	0	0	73	10	1	6	7	2	-	-	-	
	FUESSEN	GER-3	7	8	11	19	-	2	-	-	-	-	-	-	-	-	-	-	-	-	
	RIESSERSEE	GER-2	10	10	5	15	-	8	-	-	-	-	-	-	-	-	-	-	-	-	
2013-14	OTTAWA	NHL	76	6	10	16	0	30	0	1	0	85	-	-	-	-	-	-	-	-	
2014-15	OTTAWA	NHL	68	9	14	23	13	30	0	1	1	106	6	1	0	1	0	-	-	-	
NHL TOTALS			299	33	54	87	26	136	1	4	4	452	23	3	6	9	2	-	-	-	-

CAREER HIGHLIGHTS

GOALS:
 Game: 2 (3x, Last: 12/20/11 vs. BUF)
 Season: 9 (2014-15)
 Multi-Goal Games: 3
 In 2014-15: 0
 Hat Tricks: None
 Streak: 2 (2x, Last: 12/20-12/22/14, 2g)
 In 2014-15: 2 (12/20-12/22/14, 2g)

ASSISTS:
 Game: 2 (5x, Last: 3/19/15 vs. BOS)
 Season: 17 (2011-12)
 Streak: 2 (5x, Last: 3/26-3/28/15, 3a)
 In 2014-15: 2 (2x, Last: 3/26-3/28/15, 2a)

POINTS:
 Game: 2 (11x, Last: 3/19/15 vs. BOS, 2a)
 Season: 25 (2011-12)
 Multi-Point Games: 11
 In 2014-15: 2
 Streak: 5 (2/4-2/21/15, 2g, 4a)
 In 2014-15: 5 (2/4-2/21/15, 2g, 4a)

SHOOTOUT STATISTICS:

Career: 0/2 (0.0%)
 In 2014-15: 0-0 (0.0%)

MOST PIM IN A GAME:
 7 (2/10/15 at BUF)

MOST SHOTS IN A GAME:
 6 (2x, Last: 3/23/15 vs. SJS)

NHL AND LIGHTNING FIRSTS

GAME: 2/15/11 vs. NYI
GOAL: 2/26/11 vs. PHI (Boucher)
ASSIST: 2/15/11 vs. NYI

TRANSACTIONS

Signed by Tampa Bay as a free agent to a 3-year contract on 7/1/2015...Drafted by Ottawa in the 7th round, 211th overall, at the 2006 NHL Draft.



27/ JONATHAN DROUIN



POSITION Left Wing

HEIGHT 5-11

WEIGHT 188

SHOOTS Left

ACQUIRED Selected by Tampa Bay in the first round, third overall, at the 2013 NHL Draft

BORN March 28, 1995 (Ste-Agathe, Quebec)

SEASON NHL - 2nd, Lightning - 2nd

2014-2015 SEASON

Played in 70 games in his rookie season with the Lightning, collecting 4 goals and 32 points to go along with 34 penalty minutes...3 of his 4 goals were scored on the power play...Ranked tied for 5th in the NHL among rookies for assists with 28...Registered a career-best +3 rating on 4/9 vs. NJD...Named a rookie NHL All-Star on 1/10...Won the fastest skating competition at the Skills Competition with a time of 13.103...Recorded 2 point streaks of 4 games...Scored his 1st career NHL goal (Pavelec) on 10/24 at WPG...Made his NHL debut on 10/20 at EDM...Missed the 1st 5 games of the regular season with a slight fracture in his right thumb...**2015 Playoffs:** Skated in 6 playoff games with the Bolts, posting 2 penalty minutes...Made his Stanley Cup Playoffs debut in Game 4 of the first round against Detroit...Made his Stanley Cup Final debut in Game 2 against Chicago.

DROUIN VS. THE NHL

	GP	G	A	P	PIM
ANA	2	0	1	1	0
ARI	2	0	0	0	0
BOS	3	0	0	0	0
BUF	4	0	2	2	0
CGY	2	0	2	2	2
CAR	2	0	1	1	0
CHI	2	0	2	2	2
COL	2	0	0	0	0
CBJ	3	0	4	4	2
DAL	2	0	0	0	0
DET	4	0	3	3	12
EDM	1	0	0	0	0
FLA	3	0	2	2	2
LAK	2	0	0	0	0
MIN	2	0	0	0	0
MTL	4	1	1	2	0
NSH	2	0	1	1	2
NJD	2	0	1	1	0
NYI	2	0	1	1	0
NYR	2	0	0	0	0
OTT	3	1	1	2	2
PHI	3	0	3	3	2
PIT	3	1	0	1	0
SJS	2	0	0	0	4
STL	2	0	1	1	0
TBL	0	0	0	0	0
TOR	4	0	0	0	0
VAN	1	0	0	0	2
WSH	2	0	0	0	2
WPG	2	1	2	3	0

CAREER

JUNIOR CAREER: Skated in 128 career games for the Halifax Mooseheads (QMJHL), posting 77 goals and 242 points to go along with 87 penalty minutes...**2013-14:** Skated in 46 games for Halifax and led the team for assists (79) and points (108)...Ranked 2nd on Halifax for power-play goals with 10 and also notched 3 shorthanded tallies...Set career highs for assists, points, plus/minus (+50), power-play goals (10) and game-winning goals (6)...Ranked 3rd in the QMJHL for points and led the league for assists...Recorded 7 points in one game on 3/15 vs. Cape Breton...Played in 16 QMJHL postseason games, tallying 13 goals and 41 points...Skated in 7 games with Team Canada at the 2014 World Jr. Championships, recording 3 goals and 9 points...Served as an alternate captain for Team Canada at the tournament...**2012-13:** Led the Halifax Mooseheads in goals (41), assists (64), short-handed goals (4), and points

(105) during the 2012-13 season...His 105 points ranked 2nd in the QMJHL...Ranked 2nd on the team in plus/minus rating with a +48...Helped Halifax win the QMJHL Championship and the Memorial Cup after leading the Mooseheads in assists (23) and points (35) during the playoffs...Ranked 1st in short-handed goals in the playoffs with 2...Awarded the Most Valuable Player for both the regular season and the playoffs...Named the QMJHL Best Professional Prospect and given the Mike Bossy Trophy...Named to the QMJHL First All-Star Team...Represented Team Canada at the 2013 World Junior Championships, scoring two goals and totaling four points in six games...**2011-12:** Played in 33 games for Halifax, accumulating seven goals and 22 assists during the 2011-12 season...Ranked 3rd on the Mooseheads in goals (9), 1st in assists (17) and 2nd in points (26) during the QMJHL playoffs.

CAREER STATISTICS

SEASON	TEAM	LEAGUE	REGULAR SEASON											PLAYOFFS				
			GP	G	A	P	+/-	PIM	PPG	SHG	GWG	S	GP	G	A	P	PIM	
2011-12	HALIFAX	QMJHL	33	7	22	29	-	12	-	-	-	-	-	17	9	17	26	4
2012-13	HALIFAX	QMJHL	49	41	64	105	-	32	-	-	-	-	-	17	12	23	35	14
	CANADA	WJC	6	2	2	4	-	0	-	-	-	-	-	-	-	-	-	-
2013-14	HALIFAX	QMJHL	46	29	79	108	-	43	-	-	-	-	-	16	13	28	41	18
	CANADA	WJC	7	3	6	9	-	24	-	-	0	-	-	-	-	-	-	-
2014-15	TAMPA BAY	NHL	70	4	28	32	3	34	3	0	0	76	6	0	0	0	2	
	SYRACUSE	AHL	2	1	2	3	-	0	-	-	-	-	-	-	-	-	-	-
NHL TOTALS			70	4	28	32	3	34	3	0	0	76	6	0	0	0	2	

CAREER HIGHLIGHTS

GOALS:

Game: 1 (4x, Last: 4/2/15 at OTT)
 Season: 5 (2012-13)
 Multi-Goal Games: None
 In 2014-15: None
 Hat Tricks: None
 Streak: None
 In 2014-15: None

POINTS:

Game: 2 (2x, Last: 1/29/15 vs. DET)
 Season: 32 (2014-15)
 Multi-Point Games: 2
 In 2014-15: 2
 Streak: 4 (2x, Last: 1/27-2/3/15: 5a)
 In 2014-15: 4 (2x, Last: 1/27-2/3/15: 5a)

MOST PIM IN A GAME:

12 (3/28/15 at DET)

MOST SHOTS IN A GAME:

4 (10/30/14 vs. PHI)

ASSISTS:

Game: 2 (2x, Last: 1/29/15 vs. DET)
 Season: 28 (2014-15)
 Streak: 4 (2x, Last: 1/27-2/3/15: 5a)
 In 2014-15: 4 (2x, Last: 1/27-2/3/15: 5a)

SHOOTOUT STATISTICS:

Career: 0/2 (0.0%)
 In 2014-15: 0-2 (0.0%)

NHL AND LIGHTNING FIRSTS

GAME: 10/20/14 at EDM
GOAL: 10/24/14 at WPG (Pavelec)
ASSIST: 10/21/14 at CGY

TRANSACTIONS

Signed by Tampa Bay to an entry-level contract on 7/5/13.



51/ VALTTERI FILPPULA



FILPPULA VS. THE NHL

	GP	G	A	P	PIM
ANA	28	6	8	14	14
ARI	29	7	8	15	8
BOS	12	3	1	4	0
BUF	17	4	7	11	8
CGY	27	7	4	11	8
CAR	11	1	8	9	8
CHI	43	8	11	19	16
COL	29	9	11	20	12
CBJ	45	8	13	21	22
DAL	27	4	13	17	8
DET	8	1	2	3	0
EDM	29	11	9	20	10
FLA	12	4	8	12	10
LAK	29	7	8	15	8
MIN	30	4	13	17	8
MTL	13	1	2	3	2
NSH	43	7	15	22	10
NJD	11	1	3	4	2
NYI	11	4	3	7	2
NYR	10	1	10	11	4
OTT	14	3	5	8	2
PHI	11	3	9	12	2
PIT	13	4	5	9	4
SJS	27	4	11	15	12
STL	45	13	11	24	8
TBL	4	0	1	1	0
TOR	13	1	2	3	0
VAN	28	7	12	19	8
WSH	12	2	5	7	2
WPG	9	2	2	4	4

POSITION Center

HEIGHT 6-0

WEIGHT 196

SHOOTS Left

ACQUIRED Signed as a free agent on July 5, 2013

BORN March 20, 1984 (Vantaa, Finland)

SEASON NHL - 11th, Lightning - 3rd

2014-2015 SEASON

Played in 82 games with the Lightning, collecting 12 goals and 48 points to go along with 24 penalty minutes...Was 1 of 5 players on the Lightning to appear in all 82 games...10 of his 12 goals this season were scored at Amalie Arena...Led the Bolts for power-play assists with 15...Led the Lightning for face-off percentage (52.4) and face-offs taken (1,185)...Ranked 2nd among Lightning forwards for average time on ice (19:01)...Recorded a season-best 4 game point streak from 2/8-15 (1 goal, 6 assists)...Skated in his 600th career NHL game on 1/6 at MTL...**2015 Playoffs:** Appeared in all 26 playoff games with the Lightning, recording 4 goals and 14 points to go along with 4 penalty minutes...Ranked tied for 6th on the Bolts for points and tied for 4th for assists...Recorded the Lightning's final goal of the 2015 Stanley Cup Playoffs in Game 5 of the Final...Recorded 2 goals and 6 assists over his final 13 playoff games...Tied his career-postseason high of 3 points in a contest in Game 2 at Montreal in the second round (1 goal, 2 assists).

CAREER

2013-14 SEASON: Skated in 75 games with the Lightning, posting 25 goals and 58 points to go along with 20 penalty minutes...Ranked 2nd on the Lightning for points with 58 and second for power-play goals (6)...Owned the Lightning's longest point streak during the season at 12 games from March 8-30 (5 goals, 11 assists)...Ranked 1st (tie-Purcell) on the Bolts for power-play assists with 6...Ranked 1st on the Lightning for face-off percentage (52.3%)...Set a new career high for goals...Recorded his 300th career NHL point on March 17 vs. VAN...Named to Team Finland for the 2014 Winter Olympics but did not play due to injury...Skated in his 500th career NHL game on Nov. 11 at BOS...Made his Lightning debut on Oct. 3 at BOS...**2014 Playoffs:** Skated in all 4 Lightning postseason games, collecting 1 assist...**2012-13:** Skated in 41 games with Detroit, collecting 9 goals and 17 points to go along with 6 penalty minutes...3 of his 9 goals on the season were scored while on the power-play...Registered 2 goals over the final 4 games of the regular season...Recorded his 100th career NHL goal on 4/25 vs. NSH...Notched his 250th career NHL point on 4/22 vs. PHX...Recorded a season-high 4-game point streak from 2/24 - 3/16 (2 goals, 2 assists)...Tied a career high with 2 goals on 1/29 vs. DAL...Tied his career high with 3 assists on 1/25 vs. MIN...Appeared in 16 games with Jokerit during the NHL lockout, posting 6 goals and 15 points to go along with 6 penalty minutes...**2013 Playoffs:** Skated in 14 playoff games with the Red Wings, registering 2 goals and 6 points...Netted the game-winning goal in Game 7 on 5/12 vs. ANA...**2011-12:** Skated in a career high 81 games for Detroit...Set new career highs in goals (23), assists (43) and points (66)...His 66 points ranked 3rd on the team...Finished with a career-best +18 rating...Skated in his 400th career NHL game on 1/7 at TOR...Collected his 200th career NHL point (assist) on 1/3 at DAL...Registered a career high 4 points (1 goal, 3 assists) on 1/21 vs. CBJ...Fired a career high 144 shots on goal during the season...Averaged 18:15 TOI in the regular season...Won 51.7% of his face-offs taken...Scored 1 of Detroit's 2 shorthanded goals during the season...**2012 Playoffs:** Appeared in all 5 of the Red Wings' postseason games...Finished with 2 points (2 assists) in the playoffs...Averaged 19:20 TOI during the postseason...**2010-11:** Appeared in 71 games for Detroit...Missed 2 games on 1/7 and 1/8 with a groin injury and 8 games from 2/9 through 2/24 with a lower body injury...Registered 39 points with 22 penalty minutes...Notched career highs with 4 power-play goals and 5 game-winning goals...Played in his 300th career game on 11/3 at CGY...Collected his 100th career assist on 4/10 at CHI...Averaged 16:43 of TOI in the regular season...Won 51.5% of his 928 face-offs taken...**2011 Playoffs:** Appeared in all 11 postseason games for Detroit...Tied for 2nd on the team in postseason scoring with 8 points (2 goals, 6 assists)...Registered 6 penalty minutes

and a +5 rating...Scored 2 postseason game-winning goals...Averaged 17:47 of TOI...**2009-10:** Finished the season with 11 goals and 35 points in 55 games with the Red Wings...Missed 26 games from 10/31-12/23 due to a broken wrist...Averaged 18:34 TOI during the regular season...Won 51.7% of his face-offs taken...Notched his 100th career NHL point when he assisted on Darren Helm's goal on 10/29 vs. EDM...Tied a career high when he recorded 3 points on 3/24 vs. STL...Fired a career high 7 shots on goal on 2/3 at ANA...**2010 Playoffs:** Skated in all 12 Red Wing postseason games, notching 4 goals and 9 points...Averaged 18:34 TOI and recorded 2 playoff power-play goals...**2008-09:** Appeared in 80 games with Detroit, recording 12 goals and 40 points...Played in his 200th NHL game on 1/17 at SJS...Averaged 16:06 TOI...Recorded 6 multi-point games...**2009 Playoffs:** Appeared in all 23 postseason contests, recording 3 goals and 16 points...Tied for 3rd on the Red Wings in playoff scoring for points...**2007-08:** Skated in 78 games for Detroit, registering 19 goals and 36 points...Became the 1st Red Wing to attempt, and score on 2 penalty shots in the same season since Steve Yzerman in 1992...**2008 Playoffs:** Skated in 22 playoff games with the Red Wings, notching 5 goals and 11 points...Won his 1st Stanley Cup...**2006-07:** Appeared in 73 games with Detroit, tallying 10 goals and 17 points...Led all Detroit rookies in TOI per game, averaging 11:15 TOI...Scored his 1st NHL goal on 10/28 at STL...Tallied his 1st goal at Joe Louis Arena on 12/31 vs. LAK...**2007 Playoffs:** Skated in all 18 Red Wing playoff games, recording 3 goals and 5 points...His 3 goals and 2 assists led all Red Wing rookies...**2005-06:** Played in 4 games with Detroit, registering 1 assist...Made his NHL debut on 12/15 at FLA...Recorded 1st NHL point (assist) on 12/15 at FLA...Skated in 74 games with Grand Rapids (AHL), recording 20 goals and 71 points...Ranked 5th in scoring on the Griffins for points...Led the Griffins with 7 goals in 16 playoff games...Represented Grand Rapids at the NHL All-Star Classic...**International Career:** Skated in 10 games for Finland at the 2012 IIHF World Championships, posting 4 goals and 10 points...Was named a Top 3 player on Team Finland...Represented Finland at the 2010 Winter Olympics in Vancouver, skating in 6 games and recording 3 goals...Won the bronze medal...Skated in 7 games for Finland at the 2004 World Junior Championships, recording 4 goals and 9 points...Captured the Bronze Medal and was named to the World Junior Championship All-Star Team...Skated for Finland at the 2003 World Junior Championships, notching an assist...Won the Bronze Medal with Team Finland at the tournament...Played for Team Finland at the 2002 World Junior Under-18 Championships, registering 4 goals and 10 points...Was the captain of Team Finland at the tournament.

CAREER STATISTICS

SEASON	TEAM	LEAGUE	REGULAR SEASON											PLAYOFFS							
			GP	G	A	P	+/-	PIM	PPG	SHG	GWG	S	GP	G	A	P	PIM				
2003-04	JOKERIT	FINLAND	49	5	13	18	-	6	-	-	-	-	-	-	-	-	-	-	-	-	-
	FINLAND	WJC	7	4	5	9	-	2	-	-	-	-	-	-	-	-	-	-	-	-	-
2004-05	JOKERIT	FINLAND	55	10	20	30	-	20	-	-	-	-	-	-	12	5	6	11	2	-	-
2005-06	GRAND RAPIDS	AHL	74	20	50	70	-	30	-	-	-	-	-	-	16	7	9	16	4	-	-
	DETROIT	NHL	4	0	1	1	1	2	0	0	0	1	-	-	-	-	-	-	-	-	-
2006-07	DETROIT	NHL	73	10	7	17	8	20	0	0	1	76	-	-	18	3	2	5	2	-	-
	GRAND RAPIDS	AHL	3	2	2	4	-	2	-	-	-	-	-	-	-	-	-	-	-	-	-
2007-08	DETROIT	NHL	78	19	17	36	16	28	3	0	3	122	-	-	22	5	6	11	2	-	-
2008-09	DETROIT	NHL	80	12	28	40	9	42	1	0	1	129	-	-	23	3	13	16	8	-	-
2009-10	DETROIT	NHL	55	11	24	35	-4	24	1	1	1	114	-	-	12	4	5	9	6	-	-
	FINLAND	OLYMP	6	3	0	3	-	0	-	-	-	-	-	-	-	-	-	-	-	-	-
2010-11	DETROIT	NHL	71	16	23	39	-1	22	4	0	5	115	-	-	11	2	6	8	6	-	-
2011-12	DETROIT	NHL	81	23	43	66	18	14	3	1	1	144	-	-	5	0	2	2	2	-	-
	FINLAND	WC	10	4	6	10	-	6	-	-	-	-	-	-	-	-	-	-	-	-	-
2012-13	JOKERIT	FINLAND	16	6	9	15	-	6	-	-	-	-	-	-	-	-	-	-	-	-	-
	DETROIT	NHL	41	9	8	17	-4	6	3	0	0	78	-	-	14	2	4	6	4	-	-
2013-14	TAMPA BAY	NHL	75	25	33	58	5	20	6	0	2	131	-	-	4	0	1	1	0	-	-
2014-15	TAMPA BAY	NHL	82	12	36	48	-14	24	2	0	0	91	-	-	26	4	10	14	4	-	-
LIGHTNING TOTALS			157	37	69	106	-9	44	8	0	2	222	-	-	30	4	11	15	4	-	-
NHL TOTALS			640	137	220	357	34	202	23	2	14	1,001	-	-	135	23	49	72	34	-	-

CAREER HIGHLIGHTS

GOALS:

Game: 2 (11 times, last - 12/17/13 at NYI)
 Season: 25 (2011-12)
 Multi-Goal Games: 11
 In 2014-15: None
 Hat Tricks: None
 Streak: 3 (3 times, last - 2/25-3/2/12; 4g)
 In 2014-15: None

ASSISTS:

Game: 3 (5 times, last - 10/30/14 vs. PHI)
 Season: 43 (2011-12)
 Streak: 4 (2/8-2/15/15, 6a)
 In 2014-15: 4 (2/8-2/15/15, 6a)

POINTS:

Game: 4 (1/21/11 vs. CLB; 1g-3a-4p)
 Season: 66 (2011-12)
 Multi-Point Games: 70
 In 2014-15: 7
 Streak: 12 (3/8-3/30/14; 5g, 11a)
 In 2014-15: 4 (2/8-2/15/15, 1g, 6a)

MOST PIM IN A GAME:

4 (7x, last - 11/28/10 at DET)

MOST SHOTS IN A GAME:

7 (2/3/10 at ANA)

SHOOTOUT STATISTICS:

Career: 6-24 (25.0%)
 In 2014-15: 0-1 (0.0%)

NHL AND LIGHTNING FIRSTS

GAME: NHL - 12/15/05 at FLA
 Lightning - 10/3/13 at BOS
GOAL: NHL - 10/28/08 at STL
 Lightning - 10/3/13 at BOS
ASSIST: NHL - 12/15/05 at FLA
 Lightning - 10/8/13 at BUF

TRANSACTIONS

Signed as a free agent by the Lightning on July 5, 2013...
 Signed a five-year contract extension with the Red Wings on July 30, 2008...Drafted by Detroit in the third round, 95th overall, at the 2002 NHL Entry Draft.



5/ JASON GARRISON



GARRISON VS. THE NHL

	GP	G	A	P	PIM
ANA	10	1	2	3	4
ARI	13	2	3	5	8
BOS	14	2	2	4	6
BUF	16	4	4	8	8
CGY	14	0	6	6	19
CAR	17	1	6	7	10
CHI	12	1	5	6	8
COL	11	3	1	4	2
CBJ	11	1	4	5	0
DAL	9	2	0	2	2
DET	11	0	1	1	9
EDM	13	2	8	10	4
FLA	5	0	1	1	2
LAK	12	0	2	2	4
MIN	11	0	5	5	6
MTL	17	0	5	5	10
NSH	12	1	3	4	6
NJD	15	0	5	5	6
NYI	12	1	5	6	6
NYR	14	1	1	2	0
OTT	15	3	2	5	4
PHI	15	2	4	6	0
PIT	13	1	2	3	12
SJS	12	2	1	3	13
STL	11	0	1	1	4
TBL	19	3	3	6	10
TOR	13	4	4	8	12
VAN	4	0	1	1	0
WSH	18	1	4	5	0
WPG	19	4	5	9	10

POSITION Defenseman
ACQUIRED Trade from Vancouver on June 27, 2014
HEIGHT 6-2
BORN November 13, 1984 (White Rock, British Columbia)
WEIGHT 223
SEASON NHL - 8th, Lightning - 2nd
SHOOTS Left

2014-2015 SEASON

Played in 70 games in his 1st season with the Lightning, posting 4 goals and 30 points...Missed the final 6 games of the regular season with an upper body injury...Recorded a goal, 6 assists and a +10 rating over his final 14 games played...Ranked 1st among NHL defensemen with a +27 rating...Ranked 3rd on the Lightning for blocked shots with 94...Led the Lightning and ranked 10th in the NHL among defensemen with 3 game-winning goals...Ranked 3rd on the Lightning defense for points and assists...Registered a season-high 4-game point streak from 10/30 vs. PHI to 11/8 at CBJ (2 goals, 3 assists)...Missed 4 games due to injury from 12/23-31...Missed 2 games with a lower body injury from 2/7-8...**2015 Playoffs:** Played in 23 postseason games with the Bolts, posting 2 goals and 7 points to go along with 8 penalty minutes...Ranked 4th on the Lightning for average time on ice (19:29)...Registered the game-winning goal in Game 2 of the Stanley Cup Final...Recorded his 1st career 2-point playoff contest in Game 2 against Chicago in the Stanley Cup Final (1 goal, 1 assist).

CAREER

2013-14 SEASON: Played in 81 games with the Canucks, posting 7 goals and 33 points to go along with 57 penalty minutes...Ranked 5th on the Canucks for points and led all Vancouver blue-liners for scoring...Averaged 20:53 time on ice, ranking 4th among Canuck defensemen...Logged a career-best 29:34 of ice time on 12/30 vs. PHI...Posted a career-best 3 assists in a game on 12/13 vs. EDM...Skated in his 300th career NHL game on 3/2 vs. OTT...Posted his 100th career NHL point on 1/7 vs. PIT...Recorded 2 goals and 8 points in the 1st 8 games of the season...**2012-13:** Played in 47 games in his 1st season with the Canucks, posting 8 goals and 16 points...Finished 8th among all NHL defensemen for goals...Posted a career-high +18 rating...Ranked 4th on the Canucks with 58 blocked shots...Appeared in his 200th career NHL game on 2/7 at MIN...**2011-12:** Played in 77 games for the Florida Panthers, collecting 16 goals and 33 points...Ranked 3rd in the NHL among defensemen for goals...Scored Panther franchise-record 16th goal for a defenseman on 3/23 vs. EDM...**2010-11:** Skated in 73 games for the Panthers, collecting 5 goals and 18 points... Finished 2nd on the team for blocked shots (127)... Scored his 1st career game-winning goal on 12/23 at BUF...**2009-10:** Skated in 39 games with Florida, registering 2 goals and 8 points...Led the Panthers for plus/minus (+5)...Scored 1st career NHL goal and add a helper on 3/3 vs. PHI...Collected his 1st career NHL point (assist) on 1/18 vs. ATL...Appeared in 38 games with the Rochester Americans, posting 3 goals and 19 points...**2008-09:** Played in 1 game for Florida...Made his NHL debut on 10/28 at STL...Skated in 75 games with the Americans, recording 8 goals and 35 points...Finished his AHL rookie season as Rochester's top scoring defenseman...**Collegiate Career:** Played in 87 career NCAA games over 3 seasons, all at the University of Minnesota-Duluth, posting 9 goals and 29 points...**2007-08:** Played in 26 games during his senior season, posting 5 goals and 14 points...Ranked 2nd on the team with a +7 rating...**2006-07:** Skated in 21 games for Minnesota-Duluth, collecting 1 goal and 3 points...Was a member of the WCHA All-Academic Team...**2005-06:** Played in 40 games during his 1st college season, registering 3 goals and 12 points.

CAREER STATISTICS

SEASON	TEAM	LEAGUE	GP	REGULAR SEASON						PLAYOFFS				
				G	A	TP	+/-	PIM	GP	G	A	TP	PIM	
2005-06	MINNESOTA-DULUTH	WCHA	40	3	9	12	-	26	-	-	-	-	-	
2006-07	MINNESOTA-DULUTH	WCHA	21	1	2	3	-	16	-	-	-	-	-	
2007-08	MINNESOTA-DULUTH	WCHA	26	5	9	14	-	26	-	-	-	-	-	
2008-09	ROCHESTER	AHL	75	8	27	35	-	68	-	-	-	-	-	
	FLORIDA	NHL	1	0	0	0	0	0	-	-	-	-	-	
2009-10	FLORIDA	NHL	39	2	6	8	5	23	-	-	-	-	-	
	ROCHESTER	AHL	38	3	16	19	-	33	7	2	7	9	0	
2010-11	FLORIDA	NHL	73	5	13	18	-2	26	-	-	-	-	-	
2011-12	FLORIDA	NHL	77	16	17	33	6	32	4	1	2	3	0	
2012-13	VANCOUVER	NHL	47	8	8	16	18	28	4	0	0	0	2	
2013-14	VANCOUVER	NHL	81	7	26	33	-5	57	-	-	-	-	-	
2014-15	TAMPA BAY	NHL	70	4	26	30	27	19	23	2	5	7	8	
NHL TOTALS			388	42	96	138	49	185	31	3	7	10	10	

CAREER HIGHLIGHTS

GOALS:
 Game: 1 (4x, Last: 3/22/15 vs. BOS)
 Season: 16 (2011-12)
 Multi-Goal Games: None
 In 2014-15: None
 Hat Tricks: None
 Streak: 3 (10/27-10/31/11, 3g)
 In 2014-15: 2 (10/30-11/1/14, 2g)

ASSISTS:
 Game: 3 (12/13/13 vs. EDM)
 Season: 26 (2x, Last: 2014-15)
 Streak: 3 (6x, Last: 11/22-11/29/14, 3a)
 In 2014-15: 3 (2x, Last: 11/22-11/23/14, 3a)

POINTS:
 Game: 3 (12/13/13 vs. EDM, 3a)
 Season: 33 (2011-12, 2013-14)
 Multi-Point Games: 14
 In 2014-15: 3
 Streak: 4 (3x, Last - 10/30-11/8/15, 2g, 3a)
 In 2014-15: 4 (10/30-11/8/15, 2g, 3a)

SHOOTOUT STATISTICS:
 Career: 0-0 (0.0%)
 In 2014-15: 0-0 (0.0%)

MOST PIM IN A GAME:
 15 (1/18/14 vs. CGY)

MOST SHOTS IN A GAME:
 10 (10/12/13 vs. MTL)

NHL AND LIGHTNING FIRSTS

GAME: NHL - 10/25/08 at STL
 Lightning - 10/9/14 vs. FLA
GOAL: NHL - 3/3/10 vs. PHI (Leighton)
 Lightning - 10/30/14 vs. PHI
ASSIST: NHL - 1/18/10 vs. ATL
 Lightning - 10/18/14 at VAN

TRANSACTIONS

Acquired by Tampa Bay along with the rights to Jeff Costello and a seventh round 2015 NHL Draft pick from the Vancouver Canucks in exchange for the Lightning's second-round pick in 2014...Signed as a free agent by Vancouver on July 1, 2012.



77/ VICTOR HEDMAN



HEDMAN VS. THE NHL

	GP	G	A	P	PIM
ANA	8	1	3	4	2
ARI	7	0	1	1	0
BOS	21	2	6	8	16
BUF	24	3	4	7	35
CGY	5	0	3	3	2
CAR	23	2	5	7	16
CHI	7	1	3	4	8
COL	8	0	5	5	6
CBJ	8	1	1	2	4
DAL	6	2	7	9	10
DET	8	1	4	5	4
EDM	5	2	1	3	2
FLA	26	2	10	12	18
LAK	6	2	2	4	2
MIN	6	0	0	0	2
MTL	20	4	14	18	24
NSH	7	0	2	2	6
NJD	19	0	7	7	12
NYI	17	1	2	3	22
NYR	17	2	7	9	10
OTT	21	5	9	14	17
PHI	18	4	7	11	16
PIT	18	1	9	10	20
SJS	7	0	3	3	8
STL	7	0	2	2	6
TBL	0	0	0	0	0
TOR	19	1	7	8	19
VAN	6	0	4	4	4
WSH	24	1	8	9	12
WPG	24	1	7	8	35

POSITION Defenseman
HEIGHT 6-6
WEIGHT 223
SHOOTS Left

ACQUIRED Selected by the Lightning in the first round, second overall, at the 2009 NHL Entry Draft

BORN December 18, 1990 (Ornskoldsvik, Sweden)

SEASON NHL - 7th, Lightning - 7th

2014-2015 SEASON

Played in 59 games with the Lightning, recording 10 goals and 38 points to go along with 40 penalty minutes...Led the club for average time on ice per game (22:41) and for average shifts per game (26.1)...Led the Lightning with 110 blocked shots... Ranked 1st among Lightning defensemen for goals and 2nd for points...Skated in a Lightning season-high 30:45 of ice time on 3/12 at BOS...Opened the season with goals in each of his 1st 3 games (3 goals, 4 assists)...Registered a career-best 4-point game on 10/13 vs. MTL, posting a goal and 3 helpers...Missed 18 games from 10/20-11/26 with a fractured finger... Missed 3 games with a lower body injury from 3/31-4/6...Served as an assistant captain for the Lightning...**2015 Playoffs:** Skated in 26 postseason games with the Bolts, recording a goal and 14 points to go along with 6 penalty minutes...Ranked 2nd in the League with a +11 rating...Led all Lightning skaters for average time on ice (23:57) and blocked shots (47)...Registered 4 assists over his final 5 playoff games...Posted 8 assists over his final 13 games of the playoffs.

CAREER

2013-14 SEASON: Skated in 75 games with the Lightning, posting 13 goals and 55 points to go along with 53 penalty minutes...Set new career highs for goals, assists and points in a season...Led all Lightning defensemen for goals, assists and points...His 55 points ranked 3rd on the Lightning's all-time single-season record list for points by a defenseman... Ranked 5th in the NHL among defensemen for points and was 9th (tie-Barrie) for goals...Ranked 2nd in the league among defensemen for multi-point games with 15...Tied his career high for most points and assists in a single game with 3 on Jan. 25 vs. COL...Skated in his 300th career NHL game on Jan. 16 at NYI...Missed 6 games with a lower body injury (Dec. 7-17)... Skated in all 4 Lightning postseason games, recording 1 goal and 3 points...**2012-13:** Played in 44 games with the Lightning last season, collecting 4 goals and 20 points to go along with 31 penalty minutes...Ranked 2nd on the Lightning defense for assists and points and tied for second in goals...Ranked 2nd on the club for average time on ice (22:39)...All 4 goals during the season were scored at home...Missed 4 games with a lower body injury from 4/6-4/11...Scored a career high 2 goals on 2/12 vs. MTL...Registered a season-high 4-game point streak from 1/25 - 2/1, notching 2 goals and 3 assists during that stretch...**2011-12:** Played in 61 games with the Lightning, collecting 5 goals and 23 assists to go along with 65 penalty minutes...Set a career high for goals and average time on ice (23:05)...Ranked 1st on the Lightning blue-line in penalty minutes and 2nd in goals and points...Finished 2nd on the Bolts in TOI and 3rd in blocked shots with 127...Recorded a career high 5-game point streak from 3/27 - 4/4, tallying a goal and 5 assists during that span...Played in his 200th career NHL game on 3/8 at WSH...Tied his career high with 3 assists on 2/16 vs. SJS...Named to 2012 Sweden Men's National Team for the World Championships held in Finland and Sweden...**2010-11:** Led all Bolts defensemen with 23 assists and was 2nd among team defensemen with 26 points...Was 4th on the team with a plus-3 rating...Ranked 4th on the team with 70 penalty minutes... Was 2nd on the team in ice time with 21:00 and 6th on the team with 85 blocked shots...Ranked 2nd on the team with 48 takeaways...Scored the game-winning goal in the shootout with his 1st career shootout goal on 12/15 vs. ATL...Had 2 career high 4-game assist streaks from 10/18 - 10/24 and again from 1/12 - 1/18...Also recorded 2 career high 4-game point streaks on the year...**2011 Playoffs:** Appeared in his 1st NHL postseason...Had 0g-1a-1p in the ECQF, including his 1st career NHL postseason point in Game 2...Ranked 2nd on the team in the playoffs for average ice time with 22:16...Ranked 4th among all postseason skaters with 48 blocked shots... Tied for the team lead among defensemen with 6 assists and

was 2nd in points among team defensemen with 6...**2009-10:** Appeared in 74 games his 1st NHL season after being selected with the 2nd overall pick at the 2009 NHL Entry Draft...Ranked 4th among all NHL rookies and 4th on the Lightning in ice time with 20:50...Finished the season in 2nd place among the league's 1st-year players with 97 blocked shots...Was 3rd among NHL rookies with 79 penalty minutes...Finished 2nd among Tampa Bay defensemen with 20 points and 16 assists... Talled 3 assists in his 1st 3 NHL career games...Set a career high with 3 points in a game (0g-3a-3p) on 2/11 at BOS...Scored his 1st career NHL goal on 12/5 vs. NYI...Held his only point streak of the season at 2 games, a career high, from 11/27 - 11/28, tallying 2 assists...Recorded his 1st NHL point in his 1st NHL game on 10/3 at ATL...Registered a career-best 5 shots in a game on 4 separate occasions...Signed his 1st NHL contract on 7/9/09...Rated as the top European player and 1 of the top 3 players overall available in the 2009 NHL Entry Draft...**2008-09:** Played in 43 games with Modo of the Swedish Elite League, recording 7 goals and 21 points with 52 PIM...Named Rookie of the Year in the SEL at the age of 18...Led the team in plus/minus with a plus-21 and ranked 2nd among Modo defensemen in goals, assists and points...Also played in 2 games with Modo's U-20 team, recording 2 assists...Played 5 playoff games with Modo Jr., recording 1 assist...**2007-08:** Played in 39 games with Modo, recording 2 goals and 4 points in his professional debut...Played in 5 playoff games, recording a goal...Played in 6 games with Modo U-20, recording 2 goals and 3 points... Also played in 3 postseason games...**2006-07:** Played the majority of the season with Modo U-20, recording 13 goals and 25 points in 34 games...Also played in 8 games with Modo's U-18 team, recording 5 goals and 9 points...**2005-06:** Split the season between Modo's U-20 and U-18 teams...**International Career:** Skated in 8 games for Sweden at the 2012 IIHF World Championships, collecting an assist and 14 penalty minutes...Sueded up for Team Sweden at the IIHF 2010 World Championships, appearing in 9 games while recording a goal and an assist...Ranked 4th on the team with a plus-5 rating...Was 3rd on the team in average ice time per game with 18:44...Represented Sweden at the 2009 World Juniors, recording 2 assists in 6 games...Helped his team to the Gold Medal Game, but fell to Team Canada...At the 2008 World Juniors he was named to the tournament All-Star Team after recording an assist and a +5 rating in 6 games as Sweden won the Silver Medal...Appeared in 4 games at the World Junior U-18 Championships, recording a goal and 4 points in 4 games... Participated in the 2007 World U-18 Championships, recording a goal and 3 points in 6 games.

CAREER STATISTICS

SEASON	TEAM	LEAGUE	REGULAR SEASON											PLAYOFFS						
			GP	G	A	P	+/-	PIM	PPG	SHG	GWG	S	GP	G	A	P	PIM			
2005-06	MODO	SWEDEN JR.	10	0	1	1	-	8	-	-	-	-	-	-	-	-	-	-	-	-
2006-07	MODO	SWEDEN JR.	34	13	12	25	-	30	-	-	-	-	-	-	5	1	1	2	44	
		WJC U-18	6	1	2	3	-	10	-	-	-	-	-	-	-	-	-	-	-	
2007-08	MODO	SWEDEN	39	2	2	4	-	44	-	-	-	-	-	5	1	0	1	4		
	MODO	SWEDEN JR.	6	2	1	3	-	26	-	-	-	-	-	3	2	0	2	4		
	SWEDEN	WJC-A	6	0	1	1	-	4	-	-	-	-	-	-	-	-	-	-		
2008-09	MODO	SWEDEN	43	7	14	21	-	52	-	-	-	-	-	-	-	-	-	-		
	MODO	SWEDEN JR.	2	0	2	2	-	10	-	-	-	-	-	-	-	-	-	-		
	SWEDEN	WJC-A	6	0	2	2	-	6	-	-	-	-	-	-	-	-	-	-		
2009-10	TAMPA BAY	NHL	74	4	16	20	-3	79	0	0	0	90	-	-	-	-	-	-		
	SWEDEN	WJC-A	9	1	1	2	-	6	-	-	-	-	-	-	-	-	-	-		
2010-11	TAMPA BAY	NHL	79	3	23	26	3	70	0	0	0	101	18	0	6	6	8			
2011-12	TAMPA BAY	NHL	61	5	18	23	-9	65	0	0	0	82	-	-	-	-	-	-		
	SWEDEN	WC	8	0	1	1	-	14	-	-	-	-	-	-	-	-	-	-		
2012-13	TAMPA BAY	NHL	44	4	16	20	1	31	0	0	0	76	-	-	-	-	-	-		
2013-14	TAMPA BAY	NHL	75	13	42	55	5	53	3	0	2	170	4	1	2	3	2			
2014-15	TAMPA BAY	NHL	59	10	28	38	12	40	3	0	2	115	26	1	13	14	6			
NHL TOTALS			392	39	143	182	9	338	6	0	4	634	48	2	21	23	16			

CAREER HIGHLIGHTS

GOALS:

Game: 2 (2x, last: 11/27/13 vs. PHI)
 Season: 13 (2013-14)
 Multi-Goal Games: 2
 In 2014-15: None
 Hat Tricks: None
 Streak: 3 (10/9-10/13/13; 3g)
 In 2014-15: 3 (10/9-10/13/13; 3g)

ASSISTS:

Game: 3 (5x, last - 10/13/14 vs. MTL)
 Season: 42 (2013-14)
 Streak: 4 (2x, last - 1/2-1/6/11; 4a)
 In 2014-15: 3 (2/21-2/27/15; 3a)

POINTS:

Game: 4 (10/13/14 vs. MTL)
 Season: 55 (2013-14)
 Multi-Point Games: 37
 In 2014-15: 11
 Streak: 5 (3/29-4/7/13; 1g, 8a)
 In 2014-15: 3 (3x, last: 3/3-3/7/15; 2g, 2a)

MOST PIM IN A GAME:

13 (3/31/12 vs. WPG)

MOST SHOTS IN A GAME:

7 (1/30/14 at OTT)

SHOOTOUT STATISTICS:

Career: 4-16 (25%)
 In 2014-15: 1-1 (100.0%)

NHL AND LIGHTNING FIRSTS

GAME: 10/3/09 at ATL
 GOAL: 12/5/09 vs. NYI (Roloson)
 ASSIST: 10/3/09 at ATL

TRANSACTIONS

Signed a five-year contract extension with the Lightning on November 30, 2011...Selected by Tampa Bay in the first round, second overall, at the 2009 NHL Entry Draft.



9/ TYLER JOHNSON



JOHNSON VS. THE NHL

	GP	G	A	P	PIM
ANA	4	1	2	3	6
ARI	4	1	5	6	0
BOS	7	0	2	2	2
BUF	10	3	7	10	4
CGY	4	1	1	2	2
CAR	8	1	2	3	0
CHI	4	0	1	1	0
COL	4	4	2	6	2
CBJ	6	2	1	3	2
DAL	4	2	1	3	0
DET	9	2	2	4	4
EDM	4	1	4	5	0
FLA	9	6	1	7	2
LAK	4	1	2	3	0
MIN	4	1	1	2	4
MTL	8	4	1	5	4
NSH	4	0	1	1	4
NJD	6	2	2	4	0
NYI	8	1	2	3	2
NYR	6	3	4	7	0
OTT	10	6	5	11	0
PHI	7	3	6	9	4
PIT	7	3	3	6	4
SJS	4	1	2	3	2
STL	4	2	0	2	0
TBL	0	0	0	0	0
TOR	8	1	4	5	2
VAN	4	1	1	2	0
WSH	7	3	5	8	0
WPG	5	0	2	2	4

POSITION Center

ACQUIRED Signed as a free agent on March 7, 2011

HEIGHT 5-8

BORN July 29, 1990 (Spokane, WA)

WEIGHT 185

SEASON NHL - 4th, Lightning - 4th

SHOOTS Right

2014-2015 SEASON

Played in 77 games with the Lightning, collecting 29 goals and 72 points to go along with 24 penalty minutes...Ranked tied for 1st (Stamkos) on the club for points and was 2nd for goals and assists...Ranked 3rd in the NHL with a +33 rating...Ranked tied for 1st with Steven Stamkos on the Lightning with 6 game-winning tallies...Finished the regular season with 5 points (3 goals, 2 assists) over his final 3 games...Recorded 2 point streaks of 7 games (10/14-28, 11 assists 6/22-3/10, 3 goals, 6 assists), setting a new career best...Set career highs for goals (29), assists (43) and points (72)...Recorded a career-best 4 assist/point game on 10/28 vs. ARI...Scored his 2nd career hat trick on 12/23 vs. PIT...Named to the NHL All-Star Game on 1/10 but missed with a lower body injury...Tallied 16 multi-point games during the season...Scored his 1st career overtime-winning goal on 3/10 at MTL...Missed 3 games from 3/30-4/2 with an upper body injury...**2015 Playoffs:** Appeared in 26 playoff games with the Bolts, tallying 13 goals and 23 points to go along with 24 penalty minutes...Paced the NHL for goals with 13 and ranked tied for 1st with Chicago's Patrick Kane with 23 points...Led the NHL with 4 game-winning tallies...Set a new Lightning record for most postseason goals with 13 in a single year...Became the 1st Bolt to record a playoff hat trick in Game 2 of the ECF against New York...Recorded 9 points (4 goals, 5 assists) during the ECF.

CAREER

2013-14 SEASON: Skated in 82 games with the Lightning, posting 24 goals and 50 points to go along with 26 penalty minutes...Was 1 of 3 Lightning skaters to play in all 82 games...Ranked 3rd among rookies for points and 1st (tie-MacKinnon) for goals with 24...Ranked 1st among all NHL rookies for TOI (18:47) and face-offs taken (1,275)...Named to the NHL All-Rookie Team...Ranked tied for 1st among all NHL skaters with 5 shorthanded tallies (Brad Marchand)...Became only the 2nd rookie in NHL history to record 5 power-play and 5 shorthanded goals in a season (Dennis Maruk - 1975-76)...Set a new Lightning rookie record for most goals in a season on Apr. 10 vs. PHI, surpassing Steven Stamkos' 23 (2008-09)... Became the 3rd rookie in Lightning franchise history to record a 20-goal season...Scored his 1st career NHL hat trick on Jan. 25 vs. COL, becoming the 2nd Lightning rookie to score 3 goals in a game (Stamkos: Feb. 17, 2009)...Recorded 2 5-game point streaks during the season (Jan. 16-25 & March 4-13)...Skated in 4 playoff games, posting 1 goal and 2 points...Made his Stanley Cup Playoffs debut in Game 1 versus Montreal on April 16, recording an assist...Scored his 1st career postseason goal in Game 4 at Montreal...**2012-13:** Skated in 14 games for the Lightning, registering 3 goals and 6 points...Played in his 1st NHL game on 3/14 vs. NYI...Recorded 2 multi-point games with his 1st coming on 3/16 vs. CAR...Scored his 1st goal on 3/16 vs. CAR...Skated in a career-high 16:53 TOI vs. FLA on 4/2...Skated in 62 games with Syracuse, scoring a league-leading 37 goals and totaling 65 points...Ranked 1st on Syracuse in power-play goals with 12...Awarded the Les Cunningham Award as the AHL's Most Valuable Player...Named to the AHL's First All-Star Team...Named to the 2013 Dunkin' Donuts AHL All-Star Classic...**2011-12:** Played 1st professional season with the Admirals, skating in 75 games and recording 31 goals and 68 points...Ranked 2nd on the Admirals in goals and 3rd in points...Ranked 2nd in the AHL in rookie scoring in points

and 3rd in goals...Named AHL Player of the Month in March after recording 11 goals, 11 points and a plus-13 rating...Held a nine-game goal scoring streak from 3/3 through 3/24...Skated in 14 Calder Cup playoff games, registering six goals and 14 points...Won the Calder Cup with Norfolk...**Junior Career:** Has skated in a total of 266 WHL games, all with the Spokane Chiefs, registering 128 goals, 154 assists and 282 points...Had his best season in 2010-11, scoring a league-leading 53 goals in a WHL career-high 71 games...Also recorded 62 assists, which ranked 5th among all WHL skaters and 115 points, which were 2nd among all WHL players...Ranked 7th in the WHL with 17 power-play goals...Was 2nd among all WHL skaters with 38 power-play assists...Was tied for 2nd in the league with 6 shorthanded goals and was 14th with 7 game-winning tallies...Appeared in 14 postseason games, recording 7 goals and 14 points...His goal and point totals ranked 2nd on the club in the season (Jan. 16-25 & March 4-13)...Skated in 4 playoff games, posting 1 goal and 2 points...Made his Stanley Cup Playoffs debut in Game 1 versus Montreal on April 16, recording an assist...Scored his 1st career postseason goal in Game 4 at Montreal...**2012-13:** Skated in 14 games for the Lightning, registering 3 goals and 6 points...Played in his 1st NHL game on 3/14 vs. NYI...Recorded 2 multi-point games with his 1st coming on 3/16 vs. CAR...Scored his 1st goal on 3/16 vs. CAR...Skated in a career-high 16:53 TOI vs. FLA on 4/2...Skated in 62 games with Syracuse, scoring a league-leading 37 goals and totaling 65 points...Ranked 1st on Syracuse in power-play goals with 12...Awarded the Les Cunningham Award as the AHL's Most Valuable Player...Named to the AHL's First All-Star Team...Named to the 2013 Dunkin' Donuts AHL All-Star Classic...**2011-12:** Played 1st professional season with the Admirals, skating in 75 games and recording 31 goals and 68 points...Ranked 2nd on the Admirals in goals and 3rd in points...Ranked 2nd in the AHL in rookie scoring in points

CAREER STATISTICS

SEASON	TEAM	LEAGUE	REGULAR SEASON											PLAYOFFS			
			GP	G	A	P	+/-	PIM	PPG	SHG	GWG	S	GP	G	A	P	PIM
2007-08	SPOKANE	WHL	69	13	22	35	-	34	-	-	-	-	21	5	3	8	24
2008-09	SPOKANE	WHL	62	26	35	61	-	52	-	-	-	-	12	5	3	8	8
2009-10	SPOKANE	WHL	64	36	35	71	-	32	-	-	-	-	7	3	5	8	0
2010-11	SPOKANE	WHL	71	53	62	115	-	48	-	-	-	-	14	7	7	14	9
2011-12	NORFOLK	AHL	75	31	37	68	-	28	-	-	-	-	14	6	8	14	6
2012-13	SYRACUSE	AHL	62	37	28	65	-	34	-	-	-	-	18	10	11	21	18
	TAMPA BAY	NHL	14	3	3	6	3	4	0	0	11	-	-	-	-	-	
2013-14	TAMPA BAY	NHL	82	24	26	50	23	26	5	5	4	181	4	1	1	2	0
2014-15	TAMPA BAY	NHL	77	29	43	72	33	24	8	0	6	203	26	13	10	23	24
NHL TOTALS			173	56	72	128	59	54	13	5	10	395	30	14	11	25	24

CAREER HIGHLIGHTS

GOALS:
 Game: 3 (2x, Last: 12/23/14 vs. PIT)
 Season: 29 (2014-15)
 Multi-Goal Games: 9
 In 2014-15: 7
 Hat Tricks: 2
 Streak: 3 (11/6-11/9/14, 4g)
 In 2014-15: 3 (11/6-11/9/14, 4g)

ASSISTS:
 Game: 2 (2x, Last: 3/20/14 at OTT)
 Season: 26 (2013-14)
 Streak: 3 (11/14-11/19/14, 3a)
 In 2014-15: 3

POINTS:
 Game: 4 (10/28/14 vs. ARI)
 Season: 72 (2014-15)
 Multi-Point Games: 25
 In 2014-15: 16
 Streak: 7 (2/22-3/10/15, 3g, 6a)
 In 2014-15: 7 (2/22-3/10/15, 3g, 6a)

SHOOTOUT STATISTICS:
 Career: 0-2 (0.0%)
 In 2014-15: 0-0 (0.0%)

MOST PIM IN A GAME:
 4 (2x, Last: 3/26/15 vs. NSH)

MOST SHOTS IN A GAME:
 6 (7x, Last: 4/9/15 vs. NJD)

NHL AND LIGHTNING FIRSTS

GAME: 3/14/13 vs. NYI
GOAL: 3/16/13 vs. CAR (Peters)
ASSIST: 3/16/13 vs. CAR

TRANSACTIONS

Re-signed to a three-year contract on May 23, 2014... Signed by Tampa Bay on March 7, 2011 as a free agent.



17/ ALEX KILLORN



POSITION Center
HEIGHT 6-2
WEIGHT 198
SHOOTS Left

ACQUIRED Selected by the Lightning in the third round, 77th overall, at the 2007 NHL Entry Draft

BORN September 14, 1989 (Halifax, Nova Scotia)

SEASON NHL - 4th, Lightning - 4th

2014-2015 SEASON

Played in 71 games with the Lightning, recording 15 goals and 38 points to go along with 36 penalty minutes...Missed the final 3 games of the season due to injury...Ranks tied for 3rd on the Bolts for game-winning goals with 5, also a new career best...Recorded a career-high 7-game point streak (5 goals, 3 assists) from 11/15-29, tying the Lightning's longest of the season...Recorded his 1st career 2-goal game on 1/20 vs. VAN...**2015 Playoffs:** Skated in 26 postseason games with the Lightning, collecting 9 goals and 18 points...Ranked 1st among all Lightning forwards for average time on ice (20:10)...Ranked tied for 6th in the NHL with 9 goals...Ranked tied for 3rd on the Bolts for points with 18 and was 3rd with 3 game-winning tallies...Notched his 1st career 3-point playoff game in Game 2 at New York in the ECF (2 goals, 1 assist).

KILLORN VS. THE NHL

	GP	G	A	P	PIM
ANA	4	1	1	2	4
ARI	4	1	2	3	2
BOS	10	1	2	3	4
BUF	12	2	3	5	8
CGY	2	0	0	0	2
CAR	10	2	7	9	4
CHI	3	0	0	0	2
COL	4	0	3	3	2
CBJ	5	1	2	3	2
DAL	4	1	3	4	0
DET	8	3	2	5	2
EDM	3	0	0	0	4
FLA	11	3	7	10	4
LAK	4	0	0	0	4
MIN	3	1	0	1	2
MTL	12	1	3	4	6
NSH	4	1	1	2	2
NJD	7	3	2	5	2
NYI	8	1	1	2	4
NYR	8	1	3	4	12
OTT	11	2	3	5	2
PHI	7	1	3	4	2
PIT	9	2	4	6	6
SJS	4	1	0	0	2
STL	4	2	4	6	0
TBL	0	0	0	0	0
TOR	11	3	0	3	21
VAN	4	4	1	5	0
WSH	9	1	0	1	8
WPG	6	0	2	2	0

CAREER

2013-14 SEASON: Skated in 82 games with the Lightning, posting 17 goals and 41 points to go along with 63 penalty minutes...1 of 3 players on the Lightning to skate in all 82 games...Ranked 6th on the Bolts for goals with 17...Recorded a season-high 7 shots and tallied his 17th goal of the season on Apr. 1 vs. MTL...Recorded a career-high 15 penalty minutes on March 19 at TOR...Tallied a career-best 3 points (2 goals, 1 assist) and was the game's 1st star on Nov. 2 vs. STL...
2012-13: Played in 38 games with the Lightning, posting 7 goals and 19 points with 14 penalty minutes...Ranked tied for 9th in the NHL for points among rookies and was tied for 11th in rookie goals...Ranked tied for 5th in NHL rookie game-winning goals with 2...Scored his 1st career NHL goal on 2/16 at FLA (Theodore)...Earned his 1st career NHL point (assist) in his NHL debut on 2/10 at NYR...Skated in 44 games with the Syracuse Crunch of the American Hockey League, collecting 16 goals and 38 points to go along with a plus-6 rating and 32 penalty minutes...Ranked 4th on the Crunch for goals and tied for 6th for points...Seven of his 16 goals with Syracuse came on the man-advantage, ranking tied for 3rd on the club in that category...
2011-12: Played in 10 games with the Norfolk Admirals of the AHL, recording 2 goals and 6 points to go along with a plus-6 rating...Made his AHL/professional

debut on 3/23 vs. Albany...Recorded his 1st AHL point/goal on 3/24 vs. Albany...Notched his 1st multi-point game (2 assists) on 4/7 vs. Binghamton...Appeared in 17 Calder Cup playoff games with the Admirals, collecting 3 goals and 12 points...Ranked tied for 3rd on the club for playoff scoring...Won the Calder Cup with Norfolk...
College Career: Appeared in 130 career games at Harvard, registering 53 goals and 109 points...
2011-12: Played in 34 games with Harvard, recording a career-high 23 goals and 46 points to go along with 47 penalty minutes...Ranked 1st on Harvard for goals and points and was 2nd in assists with 23...Ranked 3rd in the Eastern College Athletic Conference for goals and 4th for points...Named to the 2012 ECAC First Team All-League and was a nominee for the Hobey Baker Award...
2010-11: Played in 34 games with Harvard, collecting 15 goals and 29 points to go along with 36 penalty minutes...Ranked 1st on the team for goals, 2nd for points and 3rd (tie) for assists with 14...
2009-10: Appeared in 32 contests with the Crimson, tallying 9 goals and 20 points...Ranked 2nd on the team for goals and 3rd for points...
2008-09: Skated in 30 games as a freshman at Harvard, recording 6 goals and 14 points to go along with 46 penalty minutes...Led all freshman skaters for goals and points.

CAREER STATISTICS

SEASON	TEAM	LEAGUE	REGULAR SEASON											PLAYOFFS						
			GP	G	A	P	+/-	PIM	PPG	SHG	GWG	S	GP	G	A	P	PIM			
2006-07	DEERFIELD	USHS	26	18	14	32	-	-	-	-	-	-	-	-	-	-	-	-	-	-
2007-08	DEERFIELD	USHS	24	28	27	55	-	-	-	-	-	-	-	-	-	-	-	-	-	-
2008-09	HARVARD	ECAC	30	6	8	14	-	-	46	-	-	-	-	-	-	-	-	-	-	-
2009-10	HARVARD	ECAC	32	9	11	20	-	-	26	-	-	-	-	-	-	-	-	-	-	-
2010-11	HARVARD	ECAC	34	15	14	29	-	-	36	-	-	-	-	-	-	-	-	-	-	-
2011-12	HARVARD	ECAC	34	23	23	46	-	-	47	-	-	-	-	-	-	-	-	-	-	-
	NORFOLK	AHL	10	2	4	6	-	-	2	-	-	-	-	-	17	3	9	12	8	
2012-13	SYRACUSE	AHL	44	16	22	38	-	-	32	-	-	-	-	-	-	-	-	-	-	-
	TAMPA BAY	NHL	38	7	12	19	-6	-	14	1	0	2	82	-	-	-	-	-	-	-
2013-14	TAMPA BAY	NHL	82	17	24	41	8	-	63	3	0	2	173	4	1	1	2	4		
2014-15	TAMPA BAY	NHL	71	15	23	38	8	-	36	1	1	5	180	26	9	9	18	12		
NHL & LIGHTNING TOTALS			191	39	59	98	10	-	113	5	1	9	385	30	10	10	20	16		

CAREER HIGHLIGHTS

GOALS:
 Game: 2 (1/20/15 vs. VAN)
 Season: 17 (2013-14)
 Multi-Goal Games: 1
 In 2014-15: 1
 Hat Tricks: None
 Streak: 4 (11/17-11/22/15, 4g)
 In 2014-15: 4 (11/17-11/22/15, 4g)

ASSISTS:
 Game: 2 (6x, Last: 1/29/15 vs. DET)
 Season: 24 (2013-14)
 Streak: 3 (1/31-2/5/15, 3a)
 In 2014-15: 3 (1/31-2/5/15, 3a)

POINTS:
 Game: 3 (11/2/13 vs. STL)
 Season: 41 (2013-14)
 Multi-Point Games: 15
 In 2014-15: 2
 Streak: 7 (11/15-11/29/15, 5g, 3a)
 In 2014-15: 7 (11/15-11/29/15, 5g, 3a)

SHOOTOUT STATISTICS:
 Career: 0-1 (0.0%)
 In 2014-15: 0-0 (0.0%)

MOST PIM IN A GAME:
 15 (3/19/14 at TOR)

MOST SHOTS IN A GAME:
 7 (2x, Last: 3/30/15 at MTL)

NHL AND LIGHTNING FIRSTS

GAME: 2/10/13 at NYR
GOAL: 2/16/13 at FLA (Theodore)
ASSIST: 2/10/13 at NYR

TRANSACTIONS

Signed first professional contract with Tampa Bay on 3/19/12...Selected by Tampa Bay in the third round, 77th overall, at the 2007 NHL Entry Draft



86/ NIKITA KUCHEROV



POSITION Right Wing
ACQUIRED Selected in the second round, 58th overall, at the 2011 NHL Draft
HEIGHT 5-11
BORN June 17, 1993 (Moscow, Russia)
WEIGHT 178
SEASON NHL - 4th, Lightning - 4th
SHOOTS Right

2014-2015 SEASON

Played in 82 games with the Lightning, recording 29 goals and 65 points to go along with 37 penalty minutes...Was 1 of 5 players to skate in all 82 regular season games...Set career highs for games played, goals, assists and points...Ranked tied for 1st with Max Pacioretty in the NHL with a +38 rating...Ranked tied for 2nd on the Lightning for goals (28) and was 3rd for points (65)...Registered a career-best 4-game goal streak from 2/5 - 2/10...Scored his 1st career NHL hat trick on 10/28 vs. ARI...**2015 Playoffs:** Played in 26 postseason games with the Lightning, recording 10 goals and 22 points to go along with 14 penalty minutes...Ranked 3rd in the NHL for points and was tied for 3rd for goals...Ranked tied for 2nd in the league with 3 game-winning goals...Was the lone player in the NHL to score 2 overtime goals...Posted 2 3-assist games during the playoffs.

KUCHEROV VS. THE NHL

	GP	G	A	P	PIM
ANA	2	2	0	2	2
ARI	2	3	0	3	0
BOS	4	1	2	3	0
BUF	7	2	3	5	4
CGY	4	1	1	2	0
CAR	5	4	0	4	0
CHI	2	1	0	1	0
COL	4	1	2	3	2
CBJ	6	0	2	2	2
DAL	4	2	1	3	0
DET	8	1	1	2	0
EDM	3	1	1	2	0
FLA	6	1	3	4	4
LAK	2	1	1	2	0
MIN	3	1	0	1	0
MTL	8	1	4	5	2
NSH	4	1	1	2	0
NJD	4	1	3	4	0
NYI	6	0	2	2	2
NYR	6	4	1	5	2
OTT	8	2	3	5	4
PHI	6	0	1	1	2
PIT	4	2	3	5	0
SJS	3	0	0	0	2
STL	3	0	1	1	0
TBL	0	0	0	0	0
TOR	7	1	3	4	6
VAN	3	1	0	1	0
WSH	6	2	2	4	0
WPG	4	1	4	5	17

CAREER

2013-14 SEASON: Skated in 52 games with the Lightning, posting 9 goals and 18 points to go along with 14 penalty minutes...Ranked 3rd on the Lightning among rookies for goals...Ranked 7th (tie-multiple players) among NHL rookies with 3 game-winning goals...Notched a 4-game point streak from Jan. 1-7 (3 goals, 1 assist)...Recorded a 3-game goal streak from Jan. 1-5...Scored his 1st career goal in his NHL debut, on his 1st shot, on Nov. 25 vs. NYR...Became the 7th player in Lightning history to record a goal in their NHL debut...Skated in 2 postseason games with the Lightning, posting 1 goal...Made his Stanley Cup Playoffs debut in Game 1 against Montreal on 4/16...**2012-13:** Skated in 33 QMJHL games last season with the Quebec Remparts and Rouyn-Noranda Huskies, posting 29 goals and 63 points to go along with a +17 rating and 14 penalty minutes...Skated in 6 games with Quebec, posting 3 goals and 10 points before being traded to Rouyn-Noranda on 11/21...Appeared in 27 games with the Huskies, registering 26 goals and 53 points to go along with a +18 rating and 12 penalty minutes...Ranked 5th on the Huskies for goals and 7th for points...Skated in 14 playoff games with Rouyn-Noranda, recording 9 goals and 24 points to go along with 10 penalty minutes and a +8 rating...Ranked 2nd on the Huskies for playoff

points and assists (15) and was tied for 2nd for goals... Ranked tied for 1st on the Huskies in playoff plus/minus... Missed the beginning of the season due to off-season shoulder surgery...**2011-12:** Played in 18 games with CSKA Moscow of the KHL, recording 1 goal and 5 points...Appeared in 23 games with CSKA's junior team (MHL), registering 24 goals and 43 points...Played in 7 postseason games with CSKA-2, recording 3 goals and 4 points...**2010-11:** Played in 41 games with CSKA-2, recording 27 goals and 58 points to go along with 81 penalty minutes...Played in 8 games with CSKA (KHL), notching 2 assists...**International Career:** Has represented Russia on 3 occasions in international play and has won medals each time...**2013:** Skated for Russia at the World Junior championships, helping them win the Bronze Medal...Appeared in 7 games, recording 5 goals and 8 points to go along with 2 penalty minutes...**2012:** Appeared in 7 games for Russia at the World Junior Championships, registering 2 goals and 7 points, helping them capture the Silver Medal...**2011:** Represented Russia at the U-18 World Championships, skating in 7 games as his native country captured the Bronze Medal...Skated in 7 games, recording 11 goals and 21 points to go along with 6 penalty minutes.

CAREER STATISTICS

SEASON	TEAM	LEAGUE	REGULAR SEASON											PLAYOFFS						
			GP	G	A	P	+/-	PIM	PPG	SHG	GWG	S	GP	G	A	P	PIM			
2006-07	DEERFIELD	USHS	26	18	14	32	-	-	-	-	-	-	-	-	-	-	-	-	-	-
2007-08	DEERFIELD	USHS	24	28	27	55	-	-	-	-	-	-	-	-	-	-	-	-	-	-
2008-09	HARVARD	ECAC	30	6	8	14	-	-	46	-	-	-	-	-	-	-	-	-	-	-
2009-10	HARVARD	ECAC	32	9	11	20	-	-	26	-	-	-	-	-	-	-	-	-	-	-
2010-11	HARVARD	ECAC	34	15	14	29	-	-	36	-	-	-	-	-	-	-	-	-	-	-
2011-12	HARVARD	ECAC	34	23	23	46	-	-	47	-	-	-	-	-	-	-	-	-	-	-
	NORFOLK	AHL	10	2	4	6	-	-	2	-	-	-	-	-	17	3	9	12	8	-
2012-13	SYRACUSE	AHL	44	16	22	38	-	-	32	-	-	-	-	-	-	-	-	-	-	-
	TAMPA BAY	NHL	38	7	12	19	-6	-	14	1	0	2	82	-	-	-	-	-	-	-
2013-14	TAMPA BAY	NHL	82	17	24	41	8	-	63	3	0	2	173	4	1	1	2	4	-	-
2014-15	TAMPA BAY	NHL	71	15	23	38	8	-	36	1	1	5	180	26	9	9	18	12	-	-
NHL & LIGHTNING TOTALS			191	39	59	98	10	-	113	5	1	9	385	30	10	10	20	16	-	-

CAREER HIGHLIGHTS

GOALS:
 Game: 3 (10/28/14 vs. ARI)
 Season: 29 (2014-15)
 Multi-Goal Games: 3
 In 2014-15: 3
 Hat Tricks: 1
 Streak: 4 (2/5-2/10/15, 4g)
 In 2014-15: 4 (2/5-2/10/15, 4g)

ASSISTS:
 Game: 3 (2x, Last: 4/9/15 vs. NJD)
 Season: 36 (2014-15)
 Streak: 3 (3x, Last: 12/13-12/16/15, 4a)
 In 2014-15: 3 (2x, Last: 12/13-12/16/15, 4a)

POINTS:
 Game: 3 (5x, Last: 4/9/15 vs. NJD)
 Season: 65 (2014-15)
 Multi-Point Games: 14
 In 2014-15: 13
 Streak: 5 (2x, Last: 2/5-2/12/15, 4g, 2a)
 In 2014-15: 4 (1/1-1/7/14, 3g, 1a)

SHOOTOUT STATISTICS:
 Career: 5/13 (38.5%)
 In 2014-15: 2/5 (40.0%)

MOST PIM IN A GAME:
 15 (3/14/15 vs. WPG)

MOST SHOTS IN A GAME:
 6 (2x, Last: 10/28/14 vs. ARI)

NHL AND LIGHTNING FIRSTS

GAME: 11/25/13 vs. NYR
GOAL: 11/25/13 vs. NYR (Lundqvist)
ASSIST: 12/23/13 at FLA

TRANSACTIONS

Signed an entry-level contract with Tampa Bay on September 10, 2012.



90/ VLADISLAV NAMESTNIKOV



POSITION Center
HEIGHT 5-11
WEIGHT 180
SHOOTS Left

ACQUIRED Selected by Tampa Bay in the first round, 27th overall, at the 2011 NHL Draft
BORN November 22, 1992 (Zhukovskiy, Russia)
SEASON NHL - 3rd, Lightning - 3rd

2014-2015 SEASON

Played in 43 games with the Lightning, recording 9 goals and 16 points to go along with 13 penalty minutes...Set career highs for games played, goals, assists and points...Ranked 2nd among Lightning rookies for goals and 3rd for points... Ranked tied for 1st with Cedric Paquette among Lightning rookies with 3 game-winning goals...Registered his 1st career 3-point game on 3/30 at MTL (2 goals, 1 assist)...Scored his 1st career NHL point (assist) and goal (Tokarski) on 10/13 vs. MTL...Also played in 34 games with the Syracuse Crunch of the AHL, posting 14 goals and 35 points...Ranked tied for 1st in the NHL with 7 assists during the preseason...**2015 Playoffs:** Appeared in 12 postseason games with the Bolts, notching 1 assist and 4 penalty minutes...Made his Stanley Cup Playoffs debut in Game 1 versus Detroit in the first round...Registered his 1st career playoff point (assist) in Game 2 against Detroit in the first round.

NAMESTNIKOV VS. THE NHL

	GP	G	A	P	PIM
ANA	0	0	0	0	0
ARI	1	0	0	0	0
BOS	4	2	1	3	2
BUF	1	0	0	0	0
CGY	2	0	1	1	0
CAR	0	0	0	0	0
CHI	1	0	0	0	0
COL	1	0	0	0	2
CBJ	1	0	1	1	2
DAL	2	0	0	0	0
DET	4	0	0	0	0
EDM	2	0	0	0	4
FLA	3	0	0	0	0
LAK	0	0	0	0	0
MIN	1	0	0	0	0
MTL	4	3	3	6	5
NSH	2	1	0	1	2
NJD	2	0	0	0	0
NYI	2	0	1	1	0
NYR	2	0	0	0	0
OTT	2	0	0	0	0
PHI	1	1	0	1	0
PIT	0	0	0	0	0
SJS	1	0	0	0	0
STL	1	0	0	0	0
TBL	0	0	0	0	0
TOR	3	1	0	1	0
VAN	1	0	0	0	0
WSH	1	0	0	0	0
WPG	2	1	0	1	0

CAREER

2013-14 SEASON: Played in 4 games with the Lightning, recording 4 penalty minutes...Made his NHL debut on 2/8 vs. DET...Skated in 56 games with Syracuse, collecting 19 goals and 48 points to go along with 40 penalty minutes... Ranked 3rd on the Crunch for points and was 2nd for assists (29)...Ranked 2nd on the Crunch for power-play goals with 7...**2012-13:** Skated in 44 games with Syracuse, posting 7 goals and 21 points during his rookie season in the AHL...Ranked 4th among Crunch rookies for points... Scored his 1st professional/AHL goal on 12/29 vs. St. John's IceCaps...Registered 5 points over the last 6 games of the regular season...Played in 18 postseason games with Syracuse, notching 2 goals and 7 points to go along with 10 penalty minutes...**Junior Career:** Appeared in 131

career OHL games with the London Knights, amassing 52 goals and 139 points...**2011-12:** Played in 63 games with the Knights, collecting 22 goals and 71 points to go along with a plus-15 rating...Ranked 1st on London and 8th (tie) in the OHL in assists (49)...Appeared in 19 playoff games, collecting 4 goals and 18 points...Member of the Knights OHL Championship team...Skated in 2 Memorial Cup games and notched 2 goals and 4 penalty minutes...**2010-11:** Played in 1st season in the OHL with London, collecting 30 goals and 69 points in 68 games...Ranked 1st on the Knights for goals and plus/minus (+12) and 2nd in points...Netted 1st career OHL goal on 10/1 vs. Owen Sound...Played in CHL top prospects game.

CAREER STATISTICS

SEASON	TEAM	LEAGUE	REGULAR SEASON											PLAYOFFS				
			GP	G	A	P	+/-	PIM	PPG	SHG	GWG	S	GP	G	A	P	PIM	
2010-11	LONDON	OHL	68	30	38	68	-	49	-	-	-	-	-	6	1	4	5	6
2011-12	LONDON	OHL	63	22	49	71	-	50	-	-	-	-	19	4	14	18	20	
2012-13	SYRACUSE	AHL	44	7	14	21	-	32	-	-	-	-	18	2	5	7	10	
2013-14	TAMPA BAY	NHL	4	0	0	0	-1	4	0	0	0	4	-	-	-	-	-	
	SYRACUSE	AHL	56	19	29	48	-	40	-	-	-	-	-	-	-	-	-	
2014-15	TAMPA BAY	NHL	43	9	7	16	1	13	1	0	3	46	12	0	1	1	4	
	SYRACUSE	AHL	34	14	21	35	-	12	-	-	-	-	-	-	-	-	-	
NHL TOTALS			47	9	7	16	0	17	1	0	3	50	12	0	1	1	4	

CAREER HIGHLIGHTS

GOALS:
 Game: 2 (3/30/15 at MTL)
 Season: 9 (2014-15)
 Multi-Goal Games: 1
 In 2014-15: 1
 Hat Tricks: None
 Streak: None
 In 2014-15: None

ASSISTS:
 Game: 1 (7x, Last: 3/3/15 at MTL)
 Season: 7 (2014-15)
 Streak: 2 (11/6-11/8/14, 2a)
 In 2014-15: 2 (11/6-11/8/14, 2a)

POINTS:
 Game: 3 (3/30/15 at MTL, 2g, 1a)
 Season: 16 (2014-15)
 Multi-Point Games: 3
 In 2014-15: 3
 Streak: 2 (11/6-11/8/14, 2a)
 In 2014-15: 2 (11/6-11/8/14, 2a)

SHOOTOUT STATISTICS:
 Career: 0-0 (0.0%)
 In 2014-15: 0-0 (0.0%)

MOST PIM IN A GAME:
 5 (3/16/15 vs. MTL)

MOST SHOTS IN A GAME:
 3 (4x, Last: 10/28/14 vs. ARI)

TRANSACTIONS

Re-signed by the Lightning to a 1-year, 2-way contract on July 17, 2015 ...Signed by Tampa Bay to an entry-level contract on 3/13/12.

NHL AND LIGHTNING FIRSTS

GAME: 2/8/14 vs. DET
GOAL: 10/13/14 vs. MTL (Tokarski)
ASSIST: 10/13/14 vs. MTL



5/ MATTIAS OHLUND



POSITION Defenseman
ACQUIRED Signed as a free agent on July 1, 2009
HEIGHT 6-4
BORN September 9, 1976 (Pitea, Sweden)
WEIGHT 229
SEASON NHL - 16th, Lightning - 6th
SHOOTS Left

2014-2015 SEASON

Did not play due to knee surgery.

CAREER

OHLUND VS. THE NHL

	GP	G	A	P	PIM
ANA	43	4	13	17	34
BOS	20	0	3	3	10
BUF	20	2	5	7	30
CGY	55	9	18	27	55
CAR	20	2	7	9	12
CHI	42	5	14	19	40
COL	61	5	14	19	76
CBJ	31	7	12	19	31
DAL	36	1	16	17	16
DET	40	1	12	13	59
EDM	60	7	16	23	86
FLA	22	1	5	6	12
LAK	43	2	15	17	43
MIN	50	5	10	15	63
MTL	24	5	9	14	14
NSH	35	4	10	14	36
NJD	20	2	4	6	14
NYI	17	0	2	2	4
NYR	14	0	6	6	9
OTT	24	0	4	4	30
PHI	18	2	3	5	22
PHX	38	4	6	10	47
PIT	19	1	6	7	4
SJS	44	6	7	13	38
STL	37	9	8	17	20
TBL	10	3	3	6	7
TOR	29	5	12	17	35
VAN	2	0	0	0	2
WSH	19	0	4	4	20
WPG	16	1	6	7	16

2013-14 SEASON: Did not play due to knee surgery...**2012-13:** Did not play due to knee surgery...**2011-12:** Did not play due to knee surgery...**2010-11:** Was 2nd on the team with 135 hits and 136 blocked shots...Finished 3rd on the team with 70 penalty minutes...Recorded his 250th career assist on 1/9 at NJD...Played in his 900th career game 3/22 vs. NYL...Of his 5 assists on the season, 3 of them came during a 6-game span from 12/4 to 12/18...Recorded a season-high plus-3 rating on 2 occasions...**2011 Playoffs:** Appeared in his 1st postseason since the 2009 Stanley Cup Playoffs with VAN...Had 1g-1a-2p in the ECF...Had 0g-0a-0p in the ECSF...Registered 0g-1a-1p in the ECF...Was 3rd among all playoff skaters with 49 blocked shots and finished 3rd on the team with 39 hits...Concluded the playoffs 4th on the Lightning with a plus-5 rating...**2009-10:** Served as alternate captain...Ranked 9th on the team in assists and was tied for 10th in points with 13...Led the team in ice time with 22:49 and ranked 1st on the Bolts with 29.6 shifts per game...Tied for 1st on the team with 116 blocked shots and was tied for 3rd on Tampa Bay with 112 hits...Recorded 2 season-high 2-game point streaks from 10/8 to 10/10 (0-3-3) and from 3/2 to 3/4 (0-2-2)...Registered 2 multi-point games on 10/10 (0-2-2) and 1/2 (0-2-2)...Missed 15 games due to injury...**2008-09:** Played in 82 games for Vancouver, recording 6 goals and 25 points with a plus-14 rating...Marked the 2nd time in his career he played in all 82 games...Was 2nd among VAN defensemen in plus-minus rating, tied for 3rd in points with 25 and was 3rd in goals and average time on ice with 21:34...Led VAN in points per game with 27.2 and blocked shots with 152 while ranking 4th in hits with 109...Tied his career high with 2 goals and also had a plus-1 rating on 4/7 vs. CGY...Registered a season high 3-game point streak from 2/7 to 2/12/09, recording a goal and 3 points...Logged a season high 27:27 in ice time with a plus-1 rating on 1/4 vs. DAL...Tied his career highs for assists and points in a game with 3, including a season high plus-4 rating on 11/19 at NYR... **2009 Playoffs:** Played in 10 playoff games with the Canucks, recording a goal and 3 points with a plus-5 rating...Led the team in plus/minus and ranked 3rd in average ice time with 23:53...**2007-08:** Logged the Canucks highest time on ice per game with an average of 23:46...Underwent season-ending knee surgery on 3/13...Scored his 84th career goal to become the Canucks all-time goals leader among defensemen on 12/15 at EDM...**2006-07:** Led all Canucks skaters in average time on ice per game (24:47)... Finished the season with 6 career overtime goals, placing him in a 2-way tie for 4th place with the most overtime goals scored by a Canuck defenseman all-time...**2007 Playoffs:** Made 12 playoff appearances, recording 7 points (2-5-7) and 12 penalty minutes...Became the 3rd-highest scoring defenseman in franchise playoff

history earning his 19th and 20th career playoff points on 4/11 vs. DAL...**2005-06:** Led all Canucks defensemen in goals scored with 13 and recorded a total of 33 points (13-20-33), and 92 penalty minutes...Led the team in blocked shots with 170 and ice time per game with an average of 25:40...**2003-04:** Played an entire 82-game season for the 1st time in his NHL career, finishing with 34 points, including a career high 14 goals...Led all Canucks skaters with an average of 25:47 of ice time per game...Scored his 4th goal in 5 games and logged over 25 minutes of ice time on 3/6 at CBJ...Tied for a club record with Geoff Courtnall, scoring his 5th career overtime goal on 11/18 vs. MTL...**2002-03:** Set a new career high with 27 assists in only 59 games played...Finished the season with 29 points and a team-leading 25:23 in average ice time per game...**2001-02:** Finished the season with a career-high 36 points at the time...Notched 3 assists, a new single-game career high on 10/11 at DAL...**2000-01:** Led all Canucks with an average ice time of 25 minutes...Returned to the lineup after missing 17 games following eye surgery and was named 1st star, scoring the game-winner on 11/28 vs. ANA...**1999-00:** Led the Canucks in ice time with an average of 27:41 per game that average also ranked 5th in the NHL...Led the NHL with an average of 33.2 shifts per game...Missed the 1st 38 games with an eye injury suffered in the preseason on 9/21 at OTT...**1998-99:** Recorded his 1st career 3-point game 3/27 vs. MTL...Finished 7th in the NHL with an average ice time of 26:07 per game...1st on the team with 154 blocked shots... Picked up 14 points in his 1st 14 games (4-10-14)...**1997-98:** Finished 2nd in Calder trophy voting to Sergei Samsonov ... Finished 1st in NHL rookie scoring among defensemen (30 points)...Finished 1st in the league in rookie assists among defensemen (23)... Finished 5th overall in rookie scoring...Finished 1st among rookies in shots (172)...Recorded 1st goal and 1st assist on 10/9 vs. TOR...Played 1st NHL game 10/3 against ANA in Japan...Tied Lumme for 1st among Canuck defensemen in scoring...**International Career:** Represented Sweden at the 2010 Winter Olympics, registering a goal and 2 penalty minutes in 4 games...Won the Gold Medal at the 2006 Winter Olympics, recording 2 points in 6 games...Represented Sweden at the 2004 World Cup, recording a goal in 4 games played...Registered 2 points in 4 games for Sweden at the 2002 Winter Olympics...Won the Bronze Medal with Sweden at the 2001 World Championships, recording 2 goals and 5 points in 9 games...Played in 4 games during the 1998 Winter Olympics, notching 1 assist...Won the Gold Medal at the 1998 World Championships...Won the Silver Medal with Sweden at the 1997 World Championships, recording 2 goals and 3 points in 11 games...Participated in the 1996 (silver), 1995 (bronze) and 1994 (silver) World Junior Championships.

CAREER STATISTICS

SEASON	TEAM	LEAGUE	REGULAR SEASON											PLAYOFFS								
			GP	G	A	P	+/-	PIM	PPG	SHG	GWG	S	GP	G	A	P	PIM					
1993-94	PITEA	SWE-2	28	7	10	17	-	62	-	-	-	-	-	-	-	-	-	-	-	-	-	
	SWEDEN	WJC-A	7	0	2	2	-	2	-	-	-	-	-	-	-	-	-	-	-	-	-	
1994-95	LULEA	SWEDEN	34	6	10	16	-	34	-	-	-	-	-	-	9	4	0	4	16	-	-	
	SWEDEN	WJC-A	7	1	0	1	-	4	-	-	-	-	-	-	-	-	-	-	-	-	-	
1995-96	LULEA	SWEDEN	38	4	10	14	-	26	-	-	-	-	-	-	13	1	0	1	47	-	-	
	SWEDEN	WJC-A	7	0	5	5	-	32	-	-	-	-	-	-	-	-	-	-	-	-	-	
1996-97	LULEA	SWEDEN	47	7	9	16	-	38	-	-	-	-	-	-	10	1	2	3	8	-	-	
	LULEA	EUROHL	6	0	3	3	-	0	-	-	-	-	-	-	-	-	-	-	-	-	-	
	SWEDEN	WC-A	11	2	1	3	-	12	-	-	-	-	-	-	-	-	-	-	-	-	-	
1997-98	VANCOUVER	NHL	77	7	23	30	3	76	1	0	0	172	-	-	-	-	-	-	-	-	-	
	SWEDEN	OLYMPICS	4	0	1	1	-	4	-	-	-	-	-	-	-	-	-	-	-	-	-	
1998-99	VANCOUVER	NHL	74	9	26	35	-19	83	2	1	1	129	-	-	-	-	-	-	-	-	-	
1999-00	VANCOUVER	NHL	42	4	16	20	6	24	2	1	1	63	-	-	-	-	-	-	-	-	-	
2000-01	VANCOUVER	NHL	65	8	20	28	-16	46	1	1	4	136	4	1	3	4	6	-	-	-	-	
	SWEDEN	WC-A	9	2	3	5	-	12	-	-	-	-	-	-	-	-	-	-	-	-	-	
2001-02	VANCOUVER	NHL	81	10	26	36	16	56	4	1	3	193	6	1	1	2	6	-	-	-	-	
	SWEDEN	OLYMPICS	4	0	2	2	-	2	-	-	-	-	-	-	-	-	-	-	-	-	-	
2002-03	VANCOUVER	NHL	59	2	27	29	1	42	0	0	0	100	13	3	4	7	12	-	-	-	-	
2003-04	VANCOUVER	NHL	82	14	20	34	14	73	5	0	3	129	7	1	4	5	13	-	-	-	-	
	SWEDEN	W-CUP	4	1	0	1	-	0	-	-	-	-	-	-	-	-	-	-	-	-	-	
2004-05	LULEA	SWEDEN	4	0	2	2	-	2	-	-	-	-	-	-	-	-	-	-	-	-	-	
2005-06	VANCOUVER	NHL	78	13	20	33	-6	92	8	1	2	183	-	-	-	-	-	-	-	-	-	
	SWEDEN	OLYMPICS	6	0	2	2	-	2	-	-	-	-	-	-	-	-	-	-	-	-	-	
2006-07	VANCOUVER	NHL	77	11	20	31	-3	80	6	0	2	170	12	2	5	7	12	-	-	-	-	
2007-08	VANCOUVER	NHL	53	9	15	24	-1	79	4	0	2	128	-	-	-	-	-	-	-	-	-	
2008-09	VANCOUVER	NHL	82	6	19	25	14	105	3	0	1	131	10	1	2	3	6	-	-	-	-	
2009-10	TAMPA BAY	NHL	67	0	13	13	-8	59	0	0	0	71	-	-	-	-	-	-	-	-	-	
	SWEDEN	OLYMPICS	4	1	0	1	-	2	-	-	-	-	-	-	-	-	-	-	-	-	-	
2010-11	TAMPA BAY	NHL	72	0	5	5	-7	70	0	0	0	39	18	1	2	3	8	-	-	-	-	
2011-12	TAMPA BAY	NHL	-	-	-	-	-	-	-	-	-	-	-	-	-	-	-	-	-	-	-	
2012-13	TAMPA BAY	NHL	-	-	-	-	-	-	-	-	-	-	-	-	-	-	-	-	-	-	-	
2013-14	TAMPA BAY	NHL	-	-	-	-	-	-	-	-	-	-	-	-	-	-	-	-	-	-	-	
2014-15	TAMPA BAY	NHL	-	-	-	-	-	-	-	-	-	-	-	-	-	-	-	-	-	-	-	
TAMPA BAY TOTALS			139	0	18	18	-15	129	0	0	0	110	18	1	2	3	8	-	-	-	-	-
NHL TOTALS			909	93	250	343	-6	885	36	5	19	1644	70	10	21	31	63	-	-	-	-	-

* NHL All-Rookie Team (1998) * NHL All-Star Game (1999)

CAREER HIGHLIGHTS

GOALS:
 Game: 2 (7 times, last - 4/7/09 vs. CGY)
 Season: 14 (2003-04)
 Multi-Goal Games: 7
 In 2014-15: 0
 Hat Tricks: None
 Streak: 3 (4 times, last - 12/12-12/16/06, 3g)
 In 2014-15: None
ASSISTS:
 Game: 3 (5 times, last - 11/19/08 vs. NYR)
 Season: 27 (2002-03)
 Streak: 4 (2 times, last - 1/19-1/27/04, 4g)
 In 2014-15: None

POINTS:
 Game: 3 (7 times, last - 11/19/08 at NYR, 0g-3a-3p)
 Season: 36 (2001-02)
 Multi-Point Games: 56
 In 2014-15: None
 Streak: 6 (1/12-1/23/02, 5g-4a-9p)
 In 2014-15: None

MOST PIM IN A GAME:
 29 (11/27/98 at DET)

MOST SHOTS IN A GAME:
 7 (6 times, last - 03/19/07 at EDM)

SHOOTOUT STATISTICS:
 Career: 1-2 (.500)
 In 2014-15: 0-0 (.000)

NHL AND LIGHTNING FIRSTS

GAME: NHL - 10/3/97 vs. ANA
 Lightning - 10/3/09 at ATL
GOAL: NHL - 10/9/97 vs. TOR (Potvin)
 Lightning - None
ASSIST: NHL - 10/9/97 vs. TOR
 Lightning - 10/3/09 at ATL

TRANSACTIONS

Signed by Tampa Bay as a free agent on July 1, 2009...
 Selected by Vancouver in the first round, 13th overall, of the 1994 NHL Entry Draft.



18/ ONDREJ PALAT



POSITION Left Wing

HEIGHT 6-0

WEIGHT 188

SHOOTS Left

ACQUIRED Selected in the seventh round, 208th overall, at the 2011 NHL Draft

BORN March 28, 1991 (Frydek-Mistek, Czech Republic)

SEASON NHL - 4th, Lightning - 4th

2014-2015 SEASON

Played in 75 games with the Lightning, registering 16 goals and 63 points to go along with 24 penalty minutes...Set new career highs for assists and points...Ranked 1st on the Lightning and tied for 12th in the League with 47 assists...Ranked 3rd on the Bolts and 4th in the NHL with a +31 rating...Ranked tied for 3rd on the Bolts for game-winning goals with 5...Recorded 6 assists over his final 6 games of the regular season...Served as an assistant captain for the Lightning...Missed 4 games from 12/11-16 with a lower body injury...Missed 3 games from 3/12-16 with a lower body injury...Skated in his 100th career NHL game on 10/18 at VAN...Recorded his 100th career NHL point on 2/5 at DAL...**2015 Playoffs:** Skated in 26 postseason games, recording 8 goals and 16 points to go along with 12 penalty minutes...4 of his 8 goals were scored on the man-advantage, ranking tied for 1st in the league for power-play markers...Recorded a 4-game point streak from Game 6 vs. MTL through Game 3 vs. NYR (4 goals, 3 assists)...Ranked 2nd on the Lightning and 3rd in the NHL with 80 hits...Ranked 3rd among Lightning forwards for average time on ice (19:10).

PALAT VS. THE NHL

	GP	G	A	P	PIM
ANA	4	0	3	3	4
ARI	4	4	2	6	0
BOS	7	2	4	6	0
BUF	10	3	5	8	2
CGY	4	3	2	5	0
CAR	6	2	3	5	0
CHI	4	0	1	1	2
COL	4	1	1	2	0
CBJ	6	2	0	2	2
DAL	4	0	8	8	0
DET	9	2	4	6	8
EDM	4	2	1	3	2
FLA	10	1	3	4	4
LAK	4	1	2	3	0
MIN	4	0	0	0	0
MTL	9	1	7	8	4
NSH	4	0	2	2	0
NJD	8	0	5	5	0
NYI	7	1	1	2	6
NYR	6	2	3	5	2
OTT	10	1	9	10	2
PHI	6	2	1	3	0
PIT	6	1	6	7	0
SJS	4	1	1	2	0
STL	4	0	0	0	2
TBL	0	0	0	0	0
TOR	9	3	4	7	0
VAN	4	1	4	5	2
WSH	4	3	2	5	2
WPG	5	2	1	3	0

CAREER

2013-14 SEASON: Skated in 81 games with the Lightning, registering 16 goals and 63 points to go along with 24 penalty minutes...Ranked 2nd among rookies for points and was 3rd for goals with 23...He ranked 2nd behind Nathan MacKinnon for assists with 36...Named to the NHL's All-Rookie Team...Ranked 2nd (min. 25 games) among rookie forwards for average TOI (18:02) and 1st for plus/minus +32...Named Rookie of the Month for both March and January...Led all rookies for points from the beginning of January with 44 points (17 goals, 27 assists)...Skated in 4 games with the Czech Republic at the 2014 Winter Olympics in Sochi, Russia...Registered a Lightning franchise record 8-game point streak from Dec. 23-Jan. 9 (4 goals, 6 assists)...The 8-game point streak was the 2nd longest by any rookie in the NHL in 2013-14 (Nathan MacKinnon, 13-game streak from Jan. 25-March 6)...Skated in 3 postseason games, tallying 2 goals and 3 points...Made his Stanley Cup Playoffs debut in Game 1 against Montreal on Apr. 16...Ranked tied for 3rd on the team for playoff points...**2012-13:** Played in 14 games with the Lightning in his 1st NHL season, collecting 2 goals and 4 points with a plus-5 rating...Made his NHL debut on 3/4 vs. PIT...Scored his 1st NHL goal on 3/16 vs. CAR...Played in a career-high 15:19 TOI on 3/26 vs. BUF...Netted the game-winner on 3/16 vs. CAR...Skated in 56 games with the Syracuse Crunch (AHL), tallying 13 goals and 39 assists for a career-high 52 points...Ranked 1st on the Crunch with 39 assists...Tied for 2nd on the team for

shorthanded goals with 1...Skated in 18 games with the Crunch during the Calder Cup playoffs, notching a team-best 26 points (7 goals, 19 assists)...Recorded points in each of the 1st 6 playoff games, recording 15 points (4 goals, 11 assists) during that stretch...Tallied 8 multi-point games during the postseason...**2011-12:** Played 1st AHL season with Norfolk, tallying 9 goals and 30 points to go along with 10 penalty minutes in 61 games...Ranked 4th on Admirals in rookie scoring...Registered a 7-game point streak from 3/14 through 3/30...Netted 1st pro/AHL goal on 11/25 vs. Providence...Notched 1st pro/AHL point (assist) on 10/29 at Syracuse...Made his pro/AHL debut on 10/22 vs. Binghamton...Skated in 18 Calder Cup playoff games, tallying 4 goals and 9 points...Ranked 8th (tie) on the Admirals in playoff scoring with 9 points...Won Calder Cup with Norfolk...**Junior Career:** Appeared in 120 career QMJHL games with the Drummondville Voltigeurs, amassing 56 goals and 136 points...**2010-11:** Played in 61 games with Drummondville, notching 39 goals and 96 points...Finished 4th in points, 6th in goals and 7th in assists (57) in the QMJHL...Ranked 5th in the league for power-play goals (15) and 6th in game-winning goals (7)...Skated in 10 playoff games, tallying a team-best (tie) 11 points...**2009-10:** Played 1st season in the QMJHL with Drummondville, recording 17 goals and 40 points in 59 games...Ranked 8th on the team in points and 7th in plus/minus (+33)...Appeared in 7 playoff games with the Voltigeurs, registering a goal and 2 points.

CAREER STATISTICS

SEASON	TEAM	LEAGUE	REGULAR SEASON											PLAYOFFS				
			GP	G	A	P	+/-	PIM	PPG	SHG	GWG	S	GP	G	A	P	PIM	
2009-10	DRUMMONDVILLE	QMJHL	59	17	23	40	-	24	-	-	-	-	-	7	1	1	2	0
2010-11	DRUMMONDVILLE	QMJHL	61	39	57	96	-	24	-	-	-	-	-	10	4	7	11	6
2011-12	NORFOLK	AHL	61	9	21	30	-	10	-	-	-	-	-	18	4	5	9	6
2012-13	SYRACUSE	AHL	56	13	39	52	-	35	-	-	-	-	-	18	7	19	26	12
	TAMPA BAY	NHL	14	2	2	4	5	0	0	0	1	16	-	-	-	-	-	
2013-14	TAMPA BAY	NHL	81	23	36	59	32	20	3	2	3	165	3	2	1	3	0	
	CZECH REP.	OLY	4	0	0	0	-	0	-	-	-	-	-	-	-	-	-	
2014-15	TAMPA BAY	NHL	75	16	47	63	31	24	3	1	5	139	26	8	8	16	12	
LIGHTNING & NHL TOTALS			170	41	85	126	68	44	6	3	9	320	29	10	9	19	12	

CAREER HIGHLIGHTS

GOALS:
 Game: 2 (5x, Last: 2/21/15 at ARI)
 Season: 23 (2013-14)
 Multi-Goal Games: 5
 In 2014-15: 2
 Hat Tricks: None
 Streak: 2 (6x, Last: 2/21-2/22/15, 2g)
 In 2014-15: 2 (3x, Last: 2/21-2/22/15, 2g)

ASSISTS:
 Game: 3 (4x, Last: 4/4/15 at FLA)
 Season: 47 (2014-15)
 Streak: 5 (12/23-1/9/14, 6a)
 In 2014-15: 4 (12/31-1/6/15, 8a)

POINTS:
 Game: 4 (12/31/14 at BUF)
 Season: 63 (2014-15)
 Multi-Point Games: 35
 In 2014-15: 18
 Streak: 8 (12/23-1/9/14, 4g, 6a)
 In 2014-15: 5 (2/15-2/22/15, 4g, 3a)

SHOOTOUT STATISTICS:
 Career: 1-6 (16.6%)
 In 2014-15: 0-2 (0.0%)

MOST PIM IN A GAME:
 4 (12/12/13 vs. DET)

MOST SHOTS IN A GAME:
 6 (3x, Last: 3/10/15 at MTL)

NHL AND LIGHTNING FIRSTS

GAME: 3/4/13 at PIT
GOAL: 3/16/13 vs. CAR (Peters)
ASSIST: 3/4/13 at PIT

TRANSACTIONS

Re-signed by Tampa Bay to a three-year contract on June 9, 2014...Signed an entry-level contract on October 10, 2011



13/ CEDRIC PAQUETTE



POSITION Center
HEIGHT 6-1
WEIGHT 199
SHOOTS Left

ACQUIRED Selected by Tampa Bay in the fourth round, 101st overall, at the 2012 NHL Draft

BORN August 13, 1993 (Gaspé, Quebec)

SEASON NHL - 3rd, Lightning - 3rd

2014-2015 SEASON

Played 64 games in his rookie season with the Lightning, recording 12 goals and 19 points to go along with 51 penalty minutes...Ranked 2nd among Lightning forwards for blocked shots with 58...Led all NHL rookie forwards for average shorthanded time on ice (2:03)...Led all NHL rookie forwards with 58 blocked shots... Ranked sixth among NHL rookie forwards for hits with 127...Scored his 1st career NHL hat trick on 1/29 vs. DET...Recorded career-best 5 game point streak (6 goals, 1 assist) from 1/20-2/3...Registered a career-best 4-game goal streak from 1/27-2/3 (6 goals)...Missed 6 games with an upper body injury from 3/12-24...Missed 2 games with an upper body injury from 2/10-12...**2015 Playoffs:** Skated in 24 playoff games, posting 3 goals and 28 penalty minutes...Led the Lightning for penalty minutes during the postseason...Scored his 1st career playoff goal (shorthanded) in Game 6 of the first round against Detroit...Ranked tied for 4th on the Bolts for hits with 62...Netted the game-winning goal late in the 3rd period of Game 3 of the Stanley Cup Final against the Blackhawks.

CAREER

2013-14 SEASON: Skated in 2 games with the Lightning, posting 1 assist...Made his NHL debut on 4/11 vs. CBJ and posted his 1st career NHL point (assist)...Appeared in all 4 Lightning postseason games, notching a pair of assists to go along with 16 penalty minutes...Skated in 70 games with the Crunch, recording 20 goals and 44 points...Ranked 3rd on Syracuse for goals and 4th for points...Ranked 4th on the Crunch for penalty minutes...**2012-13:** Skated in 1 postseason game with Syracuse...**Junior Career:** Skated in 130 career QMJHL games over 2 seasons, all with Blainville-Boisbriand, recording 58 goals and 131 points...**2012-13:** Led the team for assists (56) and points (83) and was 2nd for penalty minutes with 103...Skated in 15 postseason games, notching 12 points...Ranked 5th on the team for playoff points...**2011-12:** Appeared in 63 games for Blainville-Boisbriand, collecting 31 goals and 48 points...Led the team for goals and was 5th for points.

PAQUETTE VS. THE NHL

	GP	G	A	P	PIM
ANA	2	0	0	0	2
ARI	2	0	0	0	5
BOS	2	0	0	0	6
BUF	5	0	1	1	7
CGY	1	2	0	2	0
CAR	3	1	0	1	0
CHI	2	1	0	1	2
COL	2	0	1	1	0
CBJ	4	2	1	3	0
DAL	2	0	0	0	0
DET	3	3	0	3	4
EDM	1	0	0	0	0
FLA	2	0	0	0	0
LAK	2	0	0	0	0
MIN	2	0	0	0	0
MTL	3	0	1	1	0
NSH	1	0	0	0	0
NJD	2	0	0	0	0
NYI	3	1	0	1	4
NYR	3	0	0	0	2
OTT	3	0	1	1	2
PHI	3	0	2	2	0
PIT	3	0	0	0	0
SJS	1	1	0	1	0
STL	1	1	0	1	0
TBL	0	0	0	0	0
TOR	3	0	0	0	7
VAN	1	0	1	1	2
WSH	3	0	0	0	8
WPG	1	0	0	0	0

CAREER STATISTICS

SEASON	TEAM	LEAGUE	REGULAR SEASON							PLAYOFFS				
			GP	G	A	TP	+/-	PIM	GP	G	A	TP	PIM	
2011-12	BLAINVILLE-BOISBRIAND	QMJHL	63	31	17	48	-	88	11	7	10	17	22	
2012-13	BLAINVILLE-BOISBRIAND	QMJHL	63	27	56	83	-	103	15	7	5	12	33	
	SYRACUSE	AHL	-	-	-	-	-	-	1	0	0	0	0	
2013-14	SYRACUSE	AHL	70	20	24	44	-	153	-	-	-	-	-	
	TAMPA BAY	NHL	2	0	1	1	1	0	4	0	2	2	16	
2014-15	TAMPA BAY	NHL	64	12	7	19	4	51	24	3	0	3	28	
	SYRACUSE	AHL	5	4	3	7	-	7	-	-	-	-	-	
NHL TOTALS			66	12	8	20	5	51	28	3	2	5	44	

CAREER HIGHLIGHTS

GOALS:
 Game: 3 (1/29/15 vs. DET)
 Season: 12 (2014-15)
 Multi-Goal Games: 2
 In 2014-15: 2
 Hat Tricks: 1
 Streak: 4 (1/27-2/3/15, 6g)
 In 2014-15: 4 (1/27-2/3/15, 6g)

ASSISTS:
 Game: 1 (8x, Last: 2/22/15 at COL)
 Season: 7 (2014-15)
 Streak: 3 (1/6-1/12/15, 3a)
 In 2014-15: 2014-15: 3 (1/6-1/12/15, 3a)

POINTS:
 Game: 3 (1/29/15 vs. DET)
 Season: 19 (2014-15)
 Multi-Point Games: 2
 In 2014-15: 2
 Streak: 5 (1/20-2/3/15, 6g, 1a)
 In 2014-15: 5 (1/20-2/3/15, 6g, 1a)

SHOOTOUT STATISTICS:
 Career: 0-0 (0.0%)
 In 2014-15: 0-0 (0.0%)

MOST PIM IN A GAME:
 7 (3/5/15 vs. TOR)

MOST SHOTS IN A GAME:
 5 (1/29/15 vs. DET)

NHL AND LIGHTNING FIRSTS

GAME: 4/11/14 vs. CBJ
GOAL: 11/6/14 vs. CGY (Hiller)
ASSIST: 4/11/14 vs. CBJ

TRANSACTIONS

Signed to a three-year entry-level contract by Tampa Bay on 5/2/2013.



91/ STEVEN STAMKOS



STAMKOS VS. THE NHL

	GP	G	A	P	PIM
ANA	4	4	2	6	2
ARI	7	3	2	5	6
BOS	23	12	6	18	10
BUF	23	10	12	22	20
CGY	5	3	2	5	0
CAR	29	12	12	24	34
CHI	7	9	5	14	6
COL	6	1	1	2	6
CBJ	6	3	3	6	2
DAL	5	4	2	6	4
DET	6	2	1	3	2
EDM	5	4	0	4	0
FLA	31	22	16	38	18
LAK	5	1	4	5	2
MIN	7	3	3	6	4
MTL	20	8	6	14	4
NSH	4	3	3	6	6
NJD	21	12	10	22	12
NYI	20	10	10	20	8
NYR	19	8	9	17	17
OTT	21	10	10	20	10
PHI	20	14	8	22	16
PIT	21	8	14	22	24
SJS	6	6	3	9	2
STL	6	5	4	9	6
TBL	0	0	0	0	0
TOR	21	13	13	26	20
VAN	5	6	4	10	0
WSH	29	13	11	24	12
WPG	28	24	17	41	14

POSITION Center

HEIGHT 6-0

WEIGHT 192

SHOOTS Right

ACQUIRED Selected in the first round, first overall,

at the 2008 NHL Entry Draft

BORN February 7, 1990 (Markham, Ontario)

SEASON NHL - 8th, Lightning - 8th

2014-2015 SEASON

Played in 82 games with the Lightning, collecting 43 goals and 72 points to go along with 49 penalty minutes...Ranked 2nd in the NHL for goals and tied teammate Tyler Johnson for 14th in league scoring...Ranked tied for 6th in the league for power-play goals with 13...Was 1 of 5 players on the Bolts to skate in all 82 regular season games...Ranked tied for 1st with Tyler Johnson on the team for game-winning goals with 6...Reached the 40-goal plateau for the 4th time in his career...Recorded 8 3-point games during the season...Scored his 250th career NHL goal on 12/9 vs. CBJ, becoming the 10th youngest player to reach that milestone...Finished the season 2 points shy of 500 in his career...**2015 Playoffs:** Skated in 26 postseason games, notching 7 goals and 18 points to go along with 20 penalty minutes...Ranked tied for 3rd on the team for points and was 5th for goals...Ranked 2nd on the club for shots with 65...Recorded a 5-game point streak (3 goals, 4 assists) from 5/3-12...Notched a 4-game goal streak from Game 2 through Game 5 of the ECF, posting 4 goals and 3 assists during that span.

CAREER

2013-14 SEASON: Skated in 37 games with the Lightning, posting 25 goals and 40 points to go along with 18 penalty minutes...Ranked 1st (tie-Filippula) on the Lightning for goals and 1st for power-play goals with 9...Recorded his sixth and seventh career hat tricks this season (Oct. 10 vs. FLA & March 19 at TOR)...Named the Lightning's 10th captain in team history on March 6...Missed 45 games with a broken right tibia (Nov. 12-March 4)...Announced to Team Canada's roster for the 2014 Winter Olympics but missed due to injury...Nominated for the Masterton Trophy given for perseverance and dedication to the sport, voted by the Professional Hockey Writer's Association...Recorded a season-best eight-game point streak from Oct. 24-Nov. 9 (nine goals, four assists)...Skated in 4 playoff games, posting 2 goals and 4 points to go along with 6 penalty minutes...Recorded 2 goals in Game 1 against Montreal on Apr. 16...Notched a pair of assists in Game 3 versus the Canadiens on Apr. 20...**2012-13:** Played in all 48 games with the Lightning, recording 28 goals and 57 points to go along with 32 penalty minutes...Ranked 2nd in the NHL for goals and points...Recorded 10 power-play goals, ranking 2nd in the NHL in that category...Tallied at least a point in 36 of the Lightning's 48 games during the season...Has skated in 326 consecutive games...Recorded the NHL's longest goal streak of the season at 6 games from 2/18 through 2/26...Tallied the 2nd longest (five) point streak in the league at 10 games, notching 10 goals and 7 assists during that stretch...Set the longest goal streak against the Florida Panthers, surpassing Mario Lemieux, with goals in 8 straight games against that franchise...Registered a career high plus-5 rating on 4/29 vs. TOR...Recorded his 200th career NHL goal on 3/18 vs. PHI, becoming the 4th youngest player in league history to reach that plateau...Represented Canada at the 2013 IIHF World Championships, skating in 8 games and recording a team-high 7 goals and 12 points...**2011-12 SEASON:** Played in all 82 games with the Lightning, registering 60 goals and 97 points to go along with 66 penalty minutes...Led the NHL in goals and 2nd in points...Set the NHL single-season record with 5 overtime goals...Won the Maurice "Rocket" Richard Trophy for his 2nd time as NHL's top goal scorer...Finished tied for 1st with 12 game-winning goals, setting a new Lightning record...Set a team record with 36 goals on home ice...Ranked 3rd amongst all NHL forwards with 22.01 average TOI...Reached 300 career points on 2/21 vs. ANA, surpassing Brian Bradley for 5th place on the Lightning's all-time scoring list...Tallied his 50th goal of the season on 3/13 vs. BOS, becoming the 7th player in NHL history to score 50 goals before his 23rd birthday...Finished the 2011 as the only NHL player to register at least 40 goals in each of the last 3 calendar years...Recorded 2 hat tricks this season (1/14 vs. CHI and 12/31 vs. CAR)...Notched a season-high 8-game point streak from 11/22 through 12/6, recording 5 goals and 6 assists during that span...Represented the Lightning at the 2012 NHL All-Star game in Ottawa...Named NHL Player of the Month, 2nd star for December and 3rd star for February...Named NHL Player of the Week's 1st star for period ending January 2 and 2nd star for period ending April 9...**2010-11:** Was 2nd in the NHL with 45 goals and ranked 5th with 91 points, which were both the 2nd-highest totals of his NHL career...Set an NHL career high 46 assists...Finished 2nd in the NHL with 7 power-play goals and was 4th among all skaters with 36 power-play points...Set a single-season franchise record with 8 game-winning goals, which also marked a career high...Led Tampa Bay with 272 shots on goal...Ranked 3rd on the club with 63 faceoffs won...Placed 5th on the team in average ice time with 20:11...Recorded 2 hat tricks...Scored 100th career goal on 12/20, becoming just the 6th player in NHL history to notch 100 goals before age 21...Was the 1st player in team history to record a goal in each of his club's 1st 3 games to open a season...Named NHL's 2nd Star of the Week on 1/24...Became the fastest player in club history to score 40 goals in a season, doing so in only 54 games...Was also the 1st NHL player in 2010-11 to reach the 40-goal plateau...Registered a 4-point game on 4 separate occasions, the 1st of which was a single-game career high...Registered 26 multi-point games during the regular season, which were the 4th-most among all skaters behind Martin St. Louis (29), Corey Perry (30) and Daniel Sedin (32)...Set a NHL single-season career high with 74 penalty minutes...Teamed up with Martin St. Louis to record a combined 190 points, which ranked 2nd-most among all NHL teammate pairs behind Henrik and Daniel Sedin...His 45 goals increased his total over the past 2 seasons to 96, which is the most among all NHL skaters in that span...Tied teammate Martin St. Louis for the league lead with 52 points recorded at home...Notched 24 goals on the road, which tied Daniel Sedin for 2nd-most among all NHL players behind only Corey Perry (28)...Made his 1st career NHL All-Star Game appearance...**2011 Playoffs:** Appeared in

the postseason for the 1st time in his career...Registered 2g-2a-4p in the ECF...Scored his 1st pair of career postseason goals in Game 5 of the ECF...Placed 5th on the team with 6 goals and was 3rd on the team with 3 power-play goals...Had 2g-0a-2p in the ECF...Ranked 2nd on the team in faceoff percentage with 50.8 among Bolts with at least 150 draws taken...Recorded 2g-5a-7p in the ECF...**2009-10:** Served as alternate captain for 8 games from 3/12 to 3/25...Appeared in all 82 games for the Lightning for the 1st time in his career...Claimed a share of the Rocket Richard Trophy (Sidney Crosby) with his league-leading 51 goals, making the Lightning the only NHL team in history with 2 different Rocket Richard Trophy winners (Vincent Lecavalier)...Ranked 1st in the NHL with 24 power-play goals, also a franchise single-season record...Led the league with 41 power-play goals...Became the 1st teenager in Lightning history to score 30 or more goals in a single season...Finished 4th among NHL points leaders with 95...Became the 3rd-youngest player in NHL history to hold a point streak of at least 50 goals in a single season...Was the youngest player in NHL history to hold a point streak of 18 games (1/16-3/3), which was the league's 2nd-longest of the season...Finished the season with at least a goal in 4 consecutive games from 4/6 to 4/11 (5g)...Passed Mario Lemieux's record for most goals in a single season by 6 games' 1st overall draft pick in their sophomore NHL season...Was named the NHL's 1st Star of the Week for the period ending on 2/15...Notched a career high 7 game goal streak from 2/13 to 3/11 (9g), making him just the 2nd NHL player in the last 4 years to score at least a goal in 7 consecutive contests (Mike Green)...Leads all NHL players with the most goals since 2/17/09 with 67...Moved into 2nd on the franchise all-time list for most goals in a single season with 51...Became the franchise record holder for most points registered at home in a single season with 54...Combined with Martin St. Louis to score 80 goals, which ranked 3rd in the NHL among teammate goal-scoring tandems...**2008-09:** Played in 79 games in his rookie season, recording 23 goals and 46 points...Set a franchise record for goals in a season by a rookie, surpassing Brad Richards who had 21 in 2000-01...Ranked 3rd in the NHL among rookies in goals, 5th in points and tied for 6th in power-play goals...Ranked 6th on the team in hits with 75...Became the 2nd-youngest player in NHL history to score a natural hat trick 2/17 vs. CHI...Was the only Lightning player to record a hat trick in 2008-09...Signed by the Lightning 7/29/08...Was the 3rd player in franchise history to be drafted 1st overall (Vincent Lecavalier, 1998; Roman Hamrik, 1992)...**Juniator Career:** Played in 124 career OHL games with Sarnia, recording 100 goals and 197 points during 2 seasons...Also registered 14 goals and 17 points in 13 career playoff games...In 2007-08 was rated as the consensus top overall pick in the 2008 draft...Played in 61 games with Sarnia, recording 58 goals and 105 points...Ranked 2nd in the OHL in goals and game-winning goals (9), 3rd in power-play goals (23), and was 5th in points and shorthanded goals (5)...He scored 11 goals, including 4 in a single game, in 9 games during the 2008 playoffs...Was named the OHL's Player of the Month for February after recording 13 goals and 22 points in 13 games...Recognized as the best stick-handler and as having the best shot on the OHL coaches' poll...In 2006-07, played in 63 games with Sarnia, recording 42 goals and 92 points...Was runner-up for the OHL's Rookie of the Year award behind Patrick Kane and was awarded the Bobby Smith Trophy as the league's scholastic player of the year...Ranked 3rd in the league in rookie scoring, was tied for 6th overall in power-play goals (22) and tied for 13th in goals...Led Sarnia in goals, points and power-play goals...Before joining Sarnia he recorded 105 goals and 197 points in 67 games with the Markham Waxers AAA midget team in 2005...Was drafted 1st overall in the 2006 OHL Priority Draft...**International Career:** Represented Canada at the 2013 IIHF World Championships, posting 7 goals and 12 points in 8 games...Led Team Canada in goals and points during the tournament...Represented Team Canada at the 2010 IIHF World Championships, recording 2 goals and 3 points in 5 games...Tied for the team lead with 1 game-winning goal...Was tied for 3rd on the club with 19 shots on goal...Skated in 9 games with Canada at the World Championships, recording 7 goals and 11 points...Was tied for the tournament lead in goals, 2nd in plus/minus with a plus-9 rating and tied for 5th in points...Played in 7 games with Team Canada during the 2008 World Junior Championships, recording a goal and 6 points as Canada won the Gold Medal...Skated in 6 games during the World U-18 Championships, registering 2 goals and 10 points as Canada finished 4th.

CAREER STATISTICS

SEASON	TEAM	LEAGUE	REGULAR SEASON											PLAYOFFS						
			GP	G	A	P	+/-	PIM	PPG	SHG	GWG	S	GP	G	A	P	PIM			
2005-06	MARKHAM	MIDGT.	67	105	92	197	-	87	-	-	-	-	-	-	-	-	-	-	-	-
2006-07	SARNIA	OHL	63	42	50	92	-	56	-	-	-	-	-	-	4	3	3	6	0	-
	CANADA	WU-18	6	2	8	10	-	8	-	-	-	-	-	-	-	-	-	-	-	-
2007-08	SARNIA	OHL	61	58	47	105	-	88	-	-	-	-	-	9	11	0	11	20	-	-
	CANADA	WJC-A	7	1	5	6	-	4	-	-	-	-	-	-	-	-	-	-	-	-
2008-09	TAMPA BAY	NHL	79	23	23	46	-13	39	9	0	1	181	-	-	-	-	-	-	-	-
	CANADA	WC-A	9	7	4	11	-	6	-	-	-	-	-	-	-	-	-	-	-	-
2009-10	TAMPA BAY	NHL	82	51	44	95	-2	38	24	1	5	297	-	-	-	-	-	-	-	-
	CANADA	WC-A	5	2	1	3	-	10	1	0	1	19	-	-	-	-	-	-	-	-
2010-11	TAMPA BAY	NHL	82	45	46	91	3	74	17	0	8	272	18	6	7	13	6	-	-	-
2011-12	TAMPA BAY	NHL	82	60	37	97	7	66	12	0	12	303	-	-	-	-	-	-	-	-
2012-13	TAMPA BAY	NHL	48	29	28	57	-4	32	10	0	2	157	-	-	-	-	-	-	-	-
	CANADA	WC	8	7	5	12	-	6	-	-	-	-	-	-	-	-	-	-	-	-
2013-14	TAMPA BAY	NHL	37	25	15	40	9	18	9	1	5	124	4	2	2	4	6	-	-	-
2014-15	TAMPA BAY	NHL	82	43	29	72	2	49	13	0	6	268	26	7	11	18	20	-	-	-
NHL TOTALS			492	276	222	498	2	316	94	2	39	1,602	48	15	20	35	32	-	-	-



NHL AND LIGHTNING FIRSTS

GAME: 10/4/08 vs. NYR
GOAL: 10/30/08 at BUF (Miller)
ASSIST: 10/28/08 at TOR

CAREER HIGHLIGHTS

GOALS:
 Game: 3 (8 times; last - 10/13/14 vs. MTL)
 Season: 60 (2011-12)
 Multi-Goal Games: 49
 In 2014-15: 8
 Hat Tricks: 8
 Streak: 7 (2/13-3/11/10, 17g-16g)
 In 2014-15: 4 (1/19-1/15/15, 5g)

ASSISTS:
 Game: 3 (3 times; last 2/6/11 vs. STL)
 Season: 46 (2010-11)
 Streak: 5 (3 times; last - 1/19-1/27/13, 7a)
 In 2014-15: 3 (2x; last: 11/26-12/11/14, 4a)

POINTS:
 Game: 4 (7 times; last 10/24/13 vs. CHI, 2g-2a)
 Season: 97 (2011-12)
 Multi-Point Games: 145
 In 2014-15: 16
 Streak: 18 (1/19-3/11/10, 17g-16g)
 In 2014-15: 6 (11/20-12/11/14, 3g, 4a)

SHOOTOUT STATISTICS:
 Career: 7-34 (21.0%)
 In 2014-15: 0-3 (10.0%)

MOST PIM IN A GAME:
 16 (1/15/11 at CAR)

MOST SHOTS IN A GAME:
 12 (10/13/14 vs. MTL)

TRANSACTIONS

Re-signed to a 5-year contract by the Lightning on 9/19/11...Selected by Tampa Bay in the 1st round, 1st overall, at the 2008 NHL Entry Draft.

6/ ANTON STRALMAN



POSITION Defenseman
ACQUIRED Signed as a free agent on July 1, 2014
HEIGHT 6-1
BORN August 1, 1986 (Tibro, Sweden)
WEIGHT 195
SEASON NHL - 9th, Lightning - 2nd
SHOOTS Right

2014-2015 SEASON

Played in 82 games in his 1st season with the Lightning, recording 9 goals and 39 points to go along with 26 penalty minutes...He was 1 of 5 players to skate in all 82 games during the regular season...Set new single season totals for goals (9), assists (30) and points (39)...Ranked 2nd on the Bolts for average time on ice (21:56) and was 2nd for average shifts per game (26.0)...Led all Lightning defensemen for points and assists...Led the team for average shorthanded time on ice (2:34)...Skated in his 400th career NHL game on 10/20 at EDM...Tallied his 100th career NHL assist on 10/28 vs. ARI...**2015 Playoffs:** Appeared in 26 post-season games with the Bolts, tallying a goal and 9 points to go along with 8 penalty minutes...Ranked 2nd on the team for average time on ice (22:30) and tied for 2nd for blocked shots with 37...Scored his lone goal of the playoffs in Game 7 of the first round against Detroit...Ranked 2nd among Lightning defensemen for shots on goal with 52.

STRALMAN VS. THE NHL

	GP	G	A	P	PIM
ANA	12	1	4	5	0
ARI	12	0	4	4	8
BOS	22	3	5	8	8
BUF	24	3	6	9	6
CGY	11	1	3	4	4
CAR	19	0	5	5	6
CHI	19	1	6	7	23
COL	10	2	2	4	0
CBJ	8	1	2	3	12
DAL	11	2	4	6	2
DET	18	1	3	4	4
EDM	9	1	5	6	2
FLA	21	2	5	7	6
LAK	11	0	2	2	2
MIN	10	1	5	6	0
MTL	20	5	5	10	2
NSH	17	1	2	3	8
NJD	21	1	3	4	8
NYI	25	0	9	9	10
NYR	7	0	0	0	0
OTT	22	0	6	6	12
PHI	24	0	7	7	2
PIT	22	0	3	3	8
SJS	13	0	8	8	4
STL	15	0	6	6	10
TBL	14	0	3	3	10
TOR	13	0	1	1	2
VAN	9	0	3	3	2
WSH	22	0	3	3	14
WPG	15	1	4	5	10

CAREER

2013-14 SEASON: Skated in 81 games with the Rangers, posting 1 goal and 13 points to go along with a +9 rating...Averaged 19:24 in time on ice per game, ranking 4th on the Rangers...His 12 assists and 104 shots on goal ranked 3rd among all Ranger defensemen...Tied his career best with a +4 rating and added 2 assists on 1/26 at NJD...**2014 Playoffs:** Appeared in 25 postseason games, notching 5 assists and helping the Rangers reach the Stanley Cup Final...Ranked 2nd among Ranger defensemen with a +4 rating...**2012-13:** Played in 48 games with the Rangers, recording 4 goals and 7 points to go along with 16 penalty minutes...Set a career high for plus/minus (+14)...Tied for 1st among Ranger blue-liners with 4 goals...Ranked 3rd on the Rangers for plus/minus...Skated in his 300th career NHL game on 4/1 vs. WPG...Skated in 10 postseason games, finishing 5th on the team for blocked shots (21)...**2011-12:** Played in 53 games with the Rangers, posting 2 goals and 18 points...Scored his 1st goal as a Ranger on 1/5 vs. FLA...Made his Rangers debut on 11/23 at FLA...Skated in 20 playoff games, tallying 3 goals and 6 points...Ranked tied for 1st among NHL defensemen for power-play goals (2)...Ranked 3rd on the Rangers for defensemen scoring...Scored his 1st career playoff goal on 4/11 vs. OTT...**2010-11:** Played in 51 games with Columbus, collecting 1

goal and 18 points...Ranked 3rd among Blue Jacket defensemen for assists (17) and shots (80) and fifth for points...**2009-10:** Skated in 73 games with Columbus, tallying 6 goals and 34 points...Set a career high for most assists in a season with 28...Led Columbus defensemen in assists and points while ranking 2nd for goals and time on ice (20:29)...**2008-09:** Played in 38 games with the Toronto Maple Leafs, collecting 1 goal and 13 points...Scored his 1st career game-winning goal on 10/23 at BOS...Played in 36 games with the Toronto Marlies, recording 7 goals and 16 points...**2007-08:** Skated in 50 games with the Maple Leafs, posting 3 goals and 9 points...Made his NHL debut on 10/23 vs. ATL...Notched his 1st career NHL point (assist) on 1/10 at LAK...Scored his 1st career NHL goal on 3/21 at BUF (Miller)...Played in 21 games for the Marlies, registering 11 assists and 22 penalty minutes...**International Career:** Represented Sweden at the 2009 World Championships, recording a goal and 4 assists in 7 games and won a Bronze Medal...Played in 8 games for Sweden at the 2008 World Championships, notching 4 goals and 7 points...Skated in 9 games for Sweden at the 2007 World Championships, posting 1 goal and 2 points.

CAREER STATISTICS

SEASON	TEAM	LEAGUE	REGULAR SEASON											PLAYOFFS							
			GP	G	A	P	+/-	PIM	PPG	SHG	GWG	S	GP	G	A	P	PIM				
2005-06	TIMRA	SEL	45	20	9	29	-	38	-	-	-	-	-	-	-	-	-	-	-	-	
	TIMRA JR.	SWE JR	-	-	-	-	-	-	-	-	-	-	-	-	3	0	0	0	4	-	
2006-07	SWEDEN	WJC	6	0	1	1	-	6	-	-	-	-	-	-	-	-	-	-	-	-	
	TIMRA	SEL	53	10	11	21	-	34	-	-	-	-	-	-	-	-	-	-	-	-	
2007-08	SWEDEN	WC	9	1	1	2	-	0	-	-	-	-	-	-	-	-	-	-	-	-	
	TORONTO	NHL	50	3	6	9	-10	18	0	0	0	40	-	-	-	-	-	-	-	-	
2008-09	TORONTO	AHL	21	0	11	11	-	22	-	-	-	-	-	-	-	-	-	-	-	-	
	SWEDEN	WC	8	4	3	7	-	31	-	-	-	-	-	-	-	-	-	-	-	-	
2009-10	TORONTO	NHL	38	1	12	13	-2	20	0	0	1	43	-	-	-	-	-	-	-	-	
	TORONTO	AHL	36	7	9	16	-	24	-	-	-	-	6	1	2	3	0	-	-	-	
2009-10	SWEDEN	WC	7	1	4	5	-	6	-	-	-	-	-	-	-	-	-	-	-	-	
	COLUMBUS	NHL	73	6	28	34	-17	37	4	0	0	121	-	-	-	-	-	-	-	-	
2010-11	COLUMBUS	NHL	51	1	17	18	-11	22	1	0	1	80	-	-	-	-	-	-	-	-	
2011-12	NY RANGERS	NHL	53	2	16	18	9	20	0	0	55	20	3	3	6	4	-	-	-	-	
2012-13	NY RANGERS	NHL	48	4	3	7	14	16	0	0	66	10	0	0	0	0	-	-	-	-	
2013-14	NY RANGERS	NHL	81	1	12	13	9	26	0	0	104	25	0	5	5	4	-	-	-	-	
2014-15	TAMPA BAY	NHL	82	9	30	39	22	26	2	0	138	26	1	8	9	8	-	-	-	-	
NHL TOTALS			476	27	124	151	14	185	7	0	2	647	81	4	16	20	16	-	-	-	-

CAREER HIGHLIGHTS

GOALS:
 Game: 2 (3/29/08 vs. MTL)
 Season: 9 (2014-15)
 Multi-Goal Games: 1
 In 2014-15: None
 Hat Tricks: None
 Streak: 2 (2x, Last: 3/20-3/22/15, 2g)
 In 2014-15: 2 (3/20-3/22/15, 2g)

ASSISTS:
 Game: 3 (4/1/11 vs. CHI)
 Season: 30 (2014-15)
 Streak: 4 (1/16-1/21/10, 5a)
 In 2014-15: 3 (2x, Last: 12/31-1/4/15, 4a)

POINTS:
 Game: 3 (4/1/11 vs. CHI, 3a)
 Season: 39 (2014-15)
 Multi-Point Games: 25
 In 2014-15: 10
 Streak: 4 (1/16-1/21/10, 5a)
 In 2014-15: 3 (2x, Last: 12/31-1/4/15, 4a)

SHOOTOUT STATISTICS:
 Career: 0-2 (0.0%)
 In 2014-15: 0-0 (0.0%)

MOST PIM IN A GAME:
 6 (12/1/09 at CHI)

MOST SHOTS IN A GAME:
 6 (10/26/13 at DET)

NHL AND LIGHTNING FIRSTS

GAME: NHL - 10/23/07 vs. ATL
 Lightning - 10/9/14 vs. FLA

GOAL: NHL - 3/21/08 at BUF (Miller)
 Lightning - 10/25/14 at MIN

ASSIST: NHL - 1/10/08 at LAK
 Lightning - 10/9/14 vs. FLA

TRANSACTIONS

Signed by Tampa Bay as a free agent on July 1, 2014...
 Drafted by Toronto in the seventh round, 216th overall, at the 2005 NHL Draft.



62/ ANDREJ SUSTR



POSITION Defenseman
ACQUIRED Signed as free agent on March 21, 2013
HEIGHT 6-8
BORN November 29, 1990 (Plzen, Czech Republic)
WEIGHT 225
SEASON NHL - 4th, Lightning - 4th
SHOOTS Right

2014-2015 SEASON

Played in 72 games with the Lightning, posting 13 points (all assists) to go along with 34 penalty minutes... Set career highs for games played, assists and points...Ranked 4th on the Lightning for blocked shots with 84...Missed the final 6 games of the regular season with an upper body injury...Skated in his 100th career NHL game on 2/15 at LAK...**2015 Playoffs:** Appeared in 26 postseason games with the Lightning, posting a goal and 2 points to go along with 18 penalty minutes...Scored his 1st career Stanley Cup Playoffs goal in Game 2 of the first round against the Red Wings...Set a new Lightning playoff record for plus/minus in a series (+7) in the first round against Detroit.

CAREER

2013-14 SEASON: Skated in 43 games with the Lightning, posting a goal and 8 points to go along with 16 penalty minutes...Scored his 1st career NHL goal on Apr. 5 vs. DAL...Skated in a season-best 21:44 TOI on Nov. 25 vs. NYR...Registered a career-high 2 assists on Nov. 16 at PHX...Skated in the Lightning season opener on Oct. 3 at BOS...Appeared in 12 games with the Crunch, recording a goal and 3 assists...**2014 Playoffs:** Appeared in 3 postseason games with the Lightning...Made his Stanley Cup Playoffs debut in Game 2 against the Canadiens on April 18...**2012-13:** Skated in 2 games with the Lightning, recording a plus-1 rating...Made his NHL debut on 3/29 vs. NJD...Reassigned to Syracuse (AHL) on 4/3...Played in 8 games with the Crunch, recording 2 goals and 3 points to go along with 8 penalty minutes...Scored his 1st pro/AHL goal on 4/9 at Lake Erie...Appeared in 18 Calder Cup playoff games with the Crunch, notching 2 goals and 7 points with 25 penalty minutes...**Collegiate Career:** Skated in 111 career NCAA games with the University of Nebraska-Omaha, posting 15 goals and 51 points to go along with a plus-24 rating...**2012-13:** Skated in 39 games with the Mavericks, posting 9 goals and 25 points to go along with 53 penalty minutes... Set collegiate highs for goals, assists (16), points, plus/minus (+24) and power-play goals (4)...Ranked 1st among Nebraska-Omaha defensemen for goals and points...Ranked tied for 2nd on the team with 10 power-play assists...**2011-12:** Played in 33 games, registering 4 goals and 17 points to go along with 26 penalty minutes...Ranked 2nd on the Mavericks defense in assists (13) and points...**2010-11:** Played in 39 games as a freshman at Nebraska-Omaha, recording 2 goals and 9 points with 38 penalty minutes.

CAREER STATISTICS

SEASON	TEAM	LEAGUE	REGULAR SEASON											PLAYOFFS					
			GP	G	A	P	+/-	PIM	PPG	SHG	GWG	S	GP	G	A	P	PIM		
2010-11	NEBRASKA-OMAHA	WCHA	39	2	7	9	-	38	-	-	-	-	-	-	-	-	-	-	-
2011-12	NEBRASKA-OMAHA	WCHA	33	4	13	17	-	26	-	-	-	-	-	-	-	-	-	-	-
2012-13	NEBRASKA-OMAHA	WCHA	39	9	16	25	-	53	-	-	-	-	-	-	-	-	-	-	-
	TAMPA BAY	NHL	2	0	0	0	1	0	0	0	0	2	-	-	-	-	-	-	
2013-14	SYRACUSE	AHL	8	2	1	3	-	8	-	-	-	-	18	2	5	7	25	-	-
	TAMPA BAY	NHL	43	1	7	8	3	16	0	0	0	39	3	0	0	0	2	-	-
2014-15	SYRACUSE	AHL	12	1	2	3	-	2	-	-	-	-	-	-	-	-	-	-	-
	TAMPA BAY	NHL	72	0	13	13	10	34	0	0	0	55	26	1	1	2	18	-	-
NHL TOTALS			117	1	20	21	14	50	0	0	0	96	29	1	1	2	20	-	-

SUSTR VS. THE NHL

	GP	G	A	P	PIM
ANA	4	0	1	1	0
ARI	3	0	3	3	2
BOS	6	0	1	1	2
BUF	4	0	3	3	0
CGY	3	0	0	0	0
CAR	4	0	1	1	4
CHI	4	0	1	1	2
COL	2	0	0	0	0
CBJ	6	0	1	1	4
DAL	3	1	0	1	2
DET	7	0	1	1	6
EDM	3	0	0	0	2
FLA	7	0	1	1	2
LAK	3	0	1	1	2
MIN	3	0	0	0	2
MTL	5	0	0	0	2
NSH	3	0	2	2	0
NJD	5	0	0	0	2
NYI	3	0	0	0	0
NYR	6	0	1	1	0
OTT	4	0	0	0	2
PHI	6	0	1	1	4
PIT	5	0	0	0	4
SJS	2	0	1	1	0
STL	2	0	0	0	0
TBL	0	0	0	0	0
TOR	4	0	1	1	6
VAN	3	0	0	0	0
WSH	4	0	0	0	0
WPG	3	0	0	0	0

NHL AND LIGHTNING FIRSTS

GAME: 3/29/13 vs. NJD
GOAL: 4/5/14 vs. DAL (Lehtonen)
ASSIST: 10/15/13 vs. LAK

CAREER HIGHLIGHTS

GOALS:
 Game: 1 (4/5/14 vs. DAL)
 Season: 1 (2013-14)
 Multi-Goal Games: None
 In 2014-15: None
 Hat Tricks: None
 Streak: None
 In 2014-15: None

ASSISTS:
 Game: 2 (2x, Last: 12/4/14 vs. BUF)
 Season: 13 (2014-15)
 Streak: 2 (3x, Last: 3/24-3/26/15, 2a)
 In 2014-15: 2 (2x, Last: 3/24-3/26/15, 2a)

POINTS:
 Game: 2 (2x, Last: 12/4/14 vs. BUF, 2a)
 Season: 13 (2014-15)
 Multi-Point Games: 2
 In 2014-15: 1
 Streak: 2 (4x, Last: 3/24-3/26/15, 2a)
 In 2014-15: 2 (3x, Last: 3/24-3/26/15, 2a)

SHOOTOUT STATISTICS:
 Career: 0-0 (0.0%)
 In 2014-15: 0-0 (0.0%)

MOST PIM IN A GAME:
 2 (25x, Last: 3/28/15 at DET)

MOST SHOTS IN A GAME:
 3 (9x, Last: 1/12/15 at PHI)



TRANSACTIONS

Signed a two-year contract extension on June 30, 2015... Re-signed by the Lightning on July 4, 2014...Signed by Tampa Bay as a free agent on March 21, 2013.

88/ ANDREI VASILEVSKIY



POSITION Goaltender
HEIGHT 6-3
WEIGHT 212
CATCHES Left

ACQUIRED Selected in the first round, 19th overall, at the 2012 NHL Draft
BORN July 25, 1994 (Tyumen, Russia)
SEASON NHL - 2nd, Lightning - 2nd

2014-2015 SEASON

Played in 16 games for the Lightning, compiling a record of 7-5-1 to go along with a 2.36 goals-against average and .918 save percentage...Ranked tied for 6th among rookie goalies in the NHL for wins...Made 28 saves for his 1st career NHL shutout on 3/3 vs. BUF...Set a new Lightning rookie franchise record with 45 saves on 12/20 at NYI...Made 23 saves on 24 shots, picking up the win in his NHL debut on 12/16 at PHI...Appeared in 25 games with the Syracuse Crunch, registering a record of 14-6-5 to go along with a 2.45 goals-against average and .917 save percentage...Named CCM/AHL Player of the Week on 12/15, posting a 2-0-0 record with a 0.50 goals-against average and .982 save percentage during the week...**2015 Playoffs:** Appeared in 4 games with the Bolts during the postseason, compiling a record of 1-1 to go along with a 3.19 goals-against average and .895 save percentage...Made his Stanley Cup Playoffs debut in Game 4 against Montreal in the second round...Started Game 4 of the Stanley Cup Final, making 17 saves on 19 shots...Recorded his 1st career playoff win in Game 2 vs. Chicago in the Final in a relief effort...Became the 1st goalie to win his 1st career playoff game in a relief effort in the Stanley Cup Final since 1928.

CAREER

2013-14 SEASON: Played 28 games for Salavat Yulaev Championships, posting a 3-1 record to go along with a 1.81 goals-against average and .919 save percentage... Played 6 games for Russia in the World Junior Championships, registering a 4-2 record... Played in 2 games for Russia in the World Championships, recording 1 win...**2012-13:** Played in 27 games for Tolpar Ufa, recording a 1.93 goals-against average and .930 save percentage... helped his country win the Silver Medal. Played in 4 games for Russia at the World Junior

CAREER STATISTICS

SEASON	TEAM	LEAGUE	REGULAR SEASON										PLAYOFFS						
			GP	W	L	T	OT	SO	GA	SA	SV%	GAA	GP	W	L	SO	GA	SV%	GAA
2010-11	TOLPAR UFA	MHL	14	-	-	-	-	0	-	-	.937	1.81	-	-	-	-	-	-	-
2011-12	TOLPAR UFA	MHL	27	-	-	-	-	-	-	.931	2.23	2	-	-	-	-	-	2.23	
	RUSSIA	WJC	5	4	1	-	-	2	-	.953	2.01	-	-	-	-	-	-	-	
2012-13	TOLPAR UFA	MHL	27	-	-	-	-	0	-	.930	1.93	3	-	-	-	-	-	2.85	
	SALAVAT UFA	KHL	8	4	1	-	-	1	-	.924	2.22	-	-	-	-	-	-	-	
	RUSSIA	WJC	4	3	1	-	-	1	-	.950	1.81	-	-	-	-	-	-	-	
2013-14	SALAVAT UFA	KHL	28	14	8	-	-	5	0	.923	2.21	18	-	-	-	-	-	1.99	
	RUSSIA	WJC	6	4	2	-	-	0	-	.933	1.83	-	-	-	-	-	-	-	
	RUSSIA	WC	2	1	0	-	-	1	-	.985	0.50	-	-	-	-	-	-	-	
2014-15	TAMPA BAY	NHL	16	7	5	-	-	1	1	.918	2.36	4	1	1	0	6	.895	3.19	
	SYRACUSE	AHL	25	14	6	-	-	5	2	.917	2.45	-	-	-	-	-	-	-	
NHL TOTALS			16	7	5	-	-	1	1	.918	2.36	4	1	1	0	6	.895	3.19	

VASILEVSKIY VS. THE NHL

VS	GP	W-L-T-OT	SO	GAA	SV%
ANA	0	0-0-0-0	0	0.00	1.000
ARI	0	0-0-0-0	0	0.00	1.000
BOS	0	0-0-0-0	0	0.00	1.000
BUF	2	2-0-0-0	1	0.50	0.974
CGY	0	0-0-0-0	0	0.00	1.000
CAR	0	0-0-0-0	0	0.00	1.000
CHI	0	0-0-0-0	0	0.00	1.000
COL	1	0-1-0-0	0	5.17	0.722
CBJ	0	0-0-0-0	0	0.00	1.000
DAL	2	2-0-0-0	0	3.50	0.901
DET	0	0-0-0-0	0	0.00	1.000
EDM	0	0-0-0-0	0	0.00	1.000
FLA	1	1-0-0-0	0	3.00	0.917
LAK	2	0-1-0-0	0	2.50	0.917
MIN	0	0-0-0-0	0	0.00	1.000
MTL	0	0-0-0-0	0	0.00	1.000
NSH	2	0-0-0-1	0	1.88	0.919
NJD	0	0-0-0-0	0	0.00	1.000
NYI	1	0-1-0-0	0	2.03	0.957
NYR	0	0-0-0-0	0	0.00	1.000
OTT	0	0-0-0-0	0	0.00	1.000
PHI	1	1-0-0-0	0	1.00	0.958
PIT	1	1-0-0-0	0	3.00	0.897
SJS	0	0-0-0-0	0	0.00	1.000
STL	1	0-0-0-0	0	0.00	1.000
TBL	0	0-0-0-0	0	0.00	1.000
TOR	1	0-1-0-0	0	3.21	0.893
VAN	0	0-0-0-0	0	0.00	1.000
WSH	0	0-0-0-0	0	0.00	1.000
WPG	1	0-1-0-0	0	2.03	0.931
TOT	16	7-5-0-1	1	2.36	0.918

NHL AND LIGHTNING FIRSTS

GAME: 12/16/14 at PHI
WIN: 12/16/14 at PHI
SHUTOUT: 3/3/15 vs. BUF

CAREER HIGHLIGHTS

LONGEST WINNING STREAK: 3 (12/23-2/5/15)
 In 2014-15: 3 (12/23-2/5/15)

LONGEST SHUTOUT STREAK: 83:50 (12/16-12/20/14)
 In 2014-15: 83:50 (12/16-12/20/14)

MOST SHOTS FACED IN A GAME: 47 (12/20/14 vs. NYI)

MOST SAVES IN A GAME: 45 (12/20/14 vs. NYI)

SHUTOUTS: 1 (LAST - 3/3/15 vs. BUF)
 In 2014-15: 1

SHOOTOUTS: 0-0 (0.000 SV%, 0-0 record)

PENALTY SHOTS: 0/0
 In 2014-15: 0/0 (0.0%)

TRANSACTIONS

Signed by Tampa Bay to a three-year, entry-level contract on 5/6/14.





MIKE ANGELIDIS

POSITION Center
HEIGHT 6-1
WEIGHT 214

SHOOTS Left
ACQUIRED Signed as a free agent on August 3, 2010
BORN June 27, 1985 (Woodbridge, Ontario)

CAREER

Signed by Tampa Bay as a free agent on 8/3/10...**2014-15:** Skated in 3 games with the Lightning, posting 12 penalty minutes...Skated in 3 consecutive games for the Lightning from 3/12/16...Appeared in 64 games with the Crunch during the regular season, recording 20 goals and 38 points to go along with 138 penalty minutes...Ranked 3rd on the Crunch for both goals and points...Also led all Syracuse skaters with 138 penalty minutes...Played in 3 playoff games with the Crunch, tallying 1 assist and 6 penalty minutes...**2013-14:** Skated in 75 games with the Crunch, posting 12 goals and 33 points to go along with 161 penalty minutes...Ranked 2nd on the Crunch for penalty minutes and 5th for points...Served as captain for the 2nd consecutive season...**2012-13:** Skated in 1 game with the Lightning, recording 7:22 of time on ice...Played in 71 games with Syracuse scoring 11 goals and totaling 24 points...Ranked 2nd on the team in penalty minutes with 158...Tied for 8th in goals with 11...Skated in 18 Calder Cup playoff games with the Crunch, tallying 2 goals and 6 points to go along with 49 penalty minutes...Ranked 2nd on the team in playoff penalty minutes...**2011-12:** Played in 6 games with the Lightning, collecting 1 goal and 5 penalty minutes...Scored 1st career NHL goal in his NHL debut on 1/24 vs. CBJ...Skated in 54 games with Norfolk, posting 14 goals and 27 points to go along with 135 penalty minutes...Ranked 2nd on the Admirals in penalty minutes and 8th (tie) in goals...Registered a goal and 6 points during the Calder Cup playoffs...Won the Calder Cup as a member of the Admirals...**2010-11:** Appeared in an AHL career-high 80 games in his first season with Norfolk...Registered AHL career-highs for goals (20), assists (18) and points (38)...His point total ranked 7th among all Admirals skaters...Led Norfolk with a team-best plus-18 rating...Was also 1st on the team with 169 penalty minutes...Placed 7th among all AHL skaters with 5 insurance goals...Also skated in 3 Calder Cup Playoff games with the Admirals,

recording 2 penalty minutes...Recalled by the Lightning on 4/29 during the parent club's run in the 2011 Stanley Cup Playoffs, but did not see action...**2009-10:** Played 67 games in his 4th professional season with Albany of the AHL, matching the 2nd-highest total of his pro career...Registered the 2nd-best totals of his AHL career in goals and assists with 12 each...Was 4th on the team with 119 penalty minutes...Tied for 2nd on the team in playoff scoring with 6 points in 8 games...Also ranked tied for 2nd on the team in playoff assists with 4...**2008-09:** Recorded an AHL career-high 15 goals in 67 games with Albany...Amassed 25 points, good for the 2nd-highest total of his AHL career...Tied for 5th on the team in goals...Was 1st on the team with 142 penalty minutes...**2007-08:** Registered AHL career highs in games played (74), assists (16) and points (27)...Ranked tied for 6th on the team in goals and points and was 2nd on Albany with 151 penalty minutes...Also recorded a pair of assists in 7 playoff games...**2006-07:** Made his professional debut, splitting time between Albany of the AHL and Florida of the ECHL...Recorded a combined 14 goals and 27 points in 51 games in his 1st professional season...Appeared in 4 games in his 1st professional playoff debut with Albany...**Junior Career:** Amassed 78 goals and 132 points in 240 contests all with the Owen Sound Attack of the OHL...In **2005-06** appeared in a junior career-high 68 games and ranked 3rd overall among all OHL skaters in goals with 53...Was named to the league's First All-Star Team...Also was awarded the Dan Snyder Memorial Trophy for Humanitarian of the Year...Voted as the league's Most Improved Player in the Western Conference Coaches Poll...Finished 2nd in voting for Most Underrated Player and Most Dangerous in the Goal Area...Increased his point totals each year from 2002-03 until 2004-05, registering 17, 18 and 19 points respectively during that span.

CAREER STATISTICS

SEASON	TEAM	LEAGUE	REGULAR SEASON							PLAYOFFS				
			GP	G	A	TP	+/-	PIM	GP	G	A	TP	PIM	
2001-02	THORNHILL	OPJHL	44	18	11	29	-	101	-	-	-	-	-	
2002-03	OWEN SOUND	OHL	65	7	10	17	-	81	4	1	1	2	0	
2003-04	OWEN SOUND	OHL	66	9	9	18	-	118	7	4	1	5	4	
2004-05	OWEN SOUND	OHL	41	9	10	19	-	126	8	3	2	5	10	
2005-06	OWEN SOUND	OHL	68	53	25	78	-	167	11	5	9	14	38	
2006-07	ALBANY	AHL	27	4	5	9	-	44	4	0	0	0	10	
	FLORIDA	ECHL	24	10	8	18	-	54	-	-	-	-	-	
2007-08	ALBANY	AHL	74	11	16	27	-	151	7	0	2	2	6	
2008-09	ALBANY	AHL	67	15	10	25	-	142	-	-	-	-	-	
2009-10	ALBANY	AHL	67	12	12	24	-	119	8	2	4	6	12	
2010-11	NORFOLK	AHL	80	20	18	38	-	169	3	0	0	0	2	
2011-12	TAMPA BAY	NHL	6	1	0	1	-1	5	-	-	-	-	-	
	NORFOLK	AHL	54	14	13	27	-	135	18	1	5	6	35	
2012-13	TAMPA BAY	NHL	1	0	0	0	0	0	-	-	-	-	-	
	SYRACUSE	AHL	71	11	13	24	-	158	18	2	4	6	49	
2013-14	SYRACUSE	AHL	75	12	21	33	-	161	-	-	-	-	-	
2014-15	TAMPA BAY	NHL	3	0	0	0	0	12	-	-	-	-	-	
	SYRACUSE	AHL	64	20	18	38	-	138	3	0	1	1	6	
NHL TOTALS			10	1	0	1	-1	17	-	-	-	-	-	



MIKE BLUNDEN

POSITION Right Wing
HEIGHT 6-4
WEIGHT 217

SHOOTS Right
ACQUIRED Signed as a free agent on July 1, 2014
BORN December 15, 1986 (Toronto, Ontario)

CAREER

Signed by Tampa Bay to a 1-year, 2-way contract on 7/1/14...**2014-15:** Skated in 2 games with the Lightning during the regular season, recording 2 penalty minutes...Landed 7 hits in 2 games with the Bolts...Appeared in 33 games with Syracuse, posting 13 goals and 22 points to go along with 28 penalty minutes...Despite playing a limited number of games, ranked tied for 6th on the Crunch for goals...**2013-14:** Skated in 7 games with Montreal, posting 5 penalty minutes...Played in his 100th career NHL game on 10/29 vs. DAL...Appeared in 68 games with the Hamilton Bulldogs, recording 18 goals and 37 points...Ranked 2nd on the Bulldogs for goals and 3rd for points...**2012-13:** Played in 5 games with the Canadiens, recording 4 penalty minutes...Made his Stanley Cup playoffs debut with Montreal 5/9 against OTT...Played in 54 games with Hamilton, recording 10 goals and 22 points...Ranked tied for 2nd on the Bulldogs for goals...**2011-12:** Appeared in 39 games in his 1st season with Montreal, notching 2 goals and 4 points...Tied his NHL career highs for goals, assists and points...Skated in 17 games with Hamilton, posting 3 goals and 8 points...**2010-11:** Skated in 1 game with the Blue Jackets...Played in 37 games with Springfield, recording 12 goals and 21 points...Ranked tied for 2nd on the Falcons for power-play goals with 5...**2009-10:** Appeared in 40 games with the Blue Jackets, notching 2 goals and 4 points...Recorded a NHL career

high 59 penalty minutes...Notched his 1st career NHL point (assist) on 3/9 at ANA...Scored his 1st career NHL goal on 3/25 vs. CHI...Skated in 25 games with Syracuse, posting 7 goals and 16 points...**2008-09:** Split the season between the IceHogs and Crunch, posting 12 goals and 31 points...Skated in 37 games with Rockford, recording 3 goals and 10 points...Appeared in 39 games with Syracuse, recording 9 goals and 21 points...**2007-08:** Skated in 1 game with the Blackhawks...Played in 74 games with Norfolk, collecting 16 goals and 37 points...Set AHL career highs for goals, assists and points...Played in 12 postseason games with the Admirals, recording 1 goal and 4 points...**2006-07:** Skated in 9 games for the Blackhawks, posting 10 penalty minutes...Made his NHL debut on 10/22 vs. EDM...Played in 17 games, recording 4 goals and 9 points...**2005-06:** Skated in 11 games with Norfolk, notching 1 goal and 6 points...**International Career:** Skated in 6 games for Team Canada at the 2006 World Jr. Championships, recording 2 goals and 5 points...Helped Canada capture the Gold Medal...**Junior Career:** Skated in 236 career OHL games over four seasons, all with the Erie Otters, recording 100 goals and 181 points...**2005-06:** Played in 60 games with Erie, recording team highs for goals (46) and points (84).

CAREER STATISTICS

SEASON	TEAM	LEAGUE	GP	REGULAR SEASON						PIM	PLAYOFFS				
				G	A	TP	+/-	GP	G		A	TP	PIM		
2002-03	ERIE	OHL	63	10	7	17	-	55	-	-	-	-	-		
2003-04	ERIE	OHL	52	22	17	39	-	53	3	0	0	0	0		
2004-05	ERIE	OHL	61	22	19	41	-	75	2	0	0	0	2		
2005-06	ERIE	OHL	60	46	38	84	-	63	-	-	-	-	-		
	CANADA	WJC	6	2	3	5	-	8	-	-	-	-	-		
	NORFOLK	AHL	11	1	5	6	-	2	1	0	0	0	0		
2006-07	CHICAGO	NHL	9	0	0	0	-5	10	-	-	-	-	-		
	NORFOLK	AHL	17	4	5	9	-	15	-	-	-	-	-		
2007-08	CHICAGO	NHL	1	0	0	0	-1	0	-	-	-	-	-		
	ROCKFORD	AHL	74	16	21	37	-	83	12	1	3	4	35		
2008-09	ROCKFORD	AHL	37	3	7	10	-	42	-	-	-	-	-		
	SYRACUSE	AHL	39	9	12	21	-	68	-	-	-	-	-		
2009-10	COLUMBUS	NHL	40	2	2	4	3	59	-	-	-	-	-		
	SYRACUSE	AHL	25	7	9	16	-	43	-	-	-	-	-		
2010-11	COLUMBUS	NHL	1	0	0	0	-1	0	-	-	-	-	-		
	SPRINGFIELD	AHL	37	12	9	21	-	41	-	-	-	-	-		
2011-12	MONTREAL	NHL	39	2	2	4	-1	27	-	-	-	-	-		
	HAMILTON	AHL	17	3	5	8	-	12	-	-	-	-	-		
2012-13	MONTREAL	NHL	5	0	0	0	-1	4	1	0	0	0	0		
	HAMILTON	AHL	54	10	12	22	-	76	-	-	-	-	-		
2013-14	MONTREAL	NHL	7	0	0	0	-2	5	-	-	-	-	-		
	HAMILTON	AHL	68	18	19	37	-	79	-	-	-	-	-		
2014-15	TAMPA BAY	NHL	2	0	0	0	-1	2	-	-	-	-	-		
	SYRACUSE	AHL	33	13	9	22	-	28	-	-	-	-	-		
NHL TOTALS			104	4	4	8	-9	107	1	0	0	0	0		



DYLAN BLUJUS

POSITION Defenseman

HEIGHT 6-3

WEIGHT 202

SHOOTS Right

ACQUIRED Selected in the second round, 40th overall, at the 2010 NHL Entry Draft.

BORN January 22, 1994 (Buffalo, New York)

CAREER

Signed to an entry level contract by Tampa Bay on 5/21/14...**2014-15:** Played in 67 games during his 1st professional season with the Crunch, tallying 4 goals and 22 points to go along with 18 penalty minutes...Ranked 2nd among defensemen on the Crunch for points...Skated in 3 Calder Cup Playoff games with Syracuse, recording 4 penalty minutes...**Junior Career:** Played in the OHL for the North Bay (previously Brampton) Battalion, appearing in 256 games while recording 119 points (17 goals, 102 assists) during 4 seasons...**2013-14:** Skated in 55 games with North Bay, collecting 4 goals and 30 points to go along with 56 penalty minutes...Led all Battalion defensemen for assists with 26...Skated in 22 OHL playoff games, posting 4 goals and 10 points...Led all Battalion defenders for playoff goals...3 of his 4 postseason goals came while on the man-advantage...Helped guide North Bay to the OHL Championship against Guelph...**2012-13:** Appeared in an OHL career-high

68 games with Brampton, posting 2 goals and 29 points...Tied his career-high with 29 assists during the regular season, while setting a new career-best with 57 penalty minutes...Led all Brampton defensemen for points and assists...Ranked 3rd on the club for assists...Played in 5 playoff games, registering 2 goals and 4 points to go along with 4 penalty minutes...**2011-12:** Played in 66 games with Brampton, collecting a career-best 7 goals and 34 points...Led all Brampton defensemen for goals, assists and points...Ranked 2nd on the Battalion for assists...Skated in 8 OHL postseason games, registering a goal and 5 points...**2010-11:** Played in 67 games with the Battalion in his 1st season in the OHL, recording 4 goals and 26 points to go along with 26 penalty minutes...Ranked 2nd among Battalion defenders for points.

CAREER STATISTICS

SEASON	TEAM	LEAGUE	GP	REGULAR SEASON						PLAYOFFS				
				G	A	TP	+/-	PIM	GP	G	A	TP	PIM	
2010-11	BRAMPTON	OHL	67	4	22	26	-	26	4	0	0	0	0	
2011-12	BRAMPTON	OHL	66	7	27	34	-	38	8	1	4	5	4	
2012-13	BRAMPTON	OHL	68	2	27	29	-	57	5	2	2	4	2	
2013-14	NORTH BAY	OHL	55	4	26	30	-	56	22	4	6	10	20	
2014-15	SYRACUSE	AHL	67	4	18	22	-	18	3	0	0	0	4	



DAVID BROLL

POSITION Left Wing

HEIGHT 6-2

WEIGHT 235

SHOOTS Left

ACQUIRED Trade from Toronto on 2/6/15

BORN January 4, 1993 (Mississauga, Ontario)

CAREER

Acquired by the Lightning along with Carter Ashton from the Toronto Maple Leafs on 2/6/15 in exchange for a conditional 7th round pick in the 2017 NHL Draft...Drafted by New Jersey in the 1st round, 30th overall, at the 2006 NHL Draft...**2014-15:** Played in 41 AHL games with the Syracuse Crunch and Toronto Marlies, posting 3 assists and 119 penalty minutes...Played in 20 games with the Crunch, recording 3 assists and 40 penalty minutes...Also appeared in 2 postseason games with Syracuse, recording 2 penalty minutes...In 21 games with the Marlies, notched 79 penalty minutes...**2013-14:** Appeared in 5 NHL games with the Maple Leafs, recording 1 assist and 5 penalty minutes...Made his NHL debut on 10/10 against the Nashville Predators, recording 5 penalty minutes...Recorded his 1st career NHL point (assist) against the Edmonton Oilers...Skated in 63 games with the Marlies, posting 3 goals and 16 points to go along with 120 penalty minutes...Ranked 2nd on the Marlies for penalty minutes...Appeared in 4 Calder Cup

Playoff games with the Marlies, recording 6 penalty minutes...**2012-13:** Played in 7 games with the Marlies, posting 15 penalty minutes...Skated in 67 games with the Sault St. Marie Greyhounds, recording 17 goals and 54 points...Set career bests for goals, assists and points during the regular season...**Junior Career:** Skated in 255 career OHL games with the Greyhounds and Erie Otters, tallying 47 goals and 139 points to go along with 285 penalty minutes...**2011-12:** Skated in 59 games with Sault St. Marie during the regular season, recording 8 goals and 33 points...Ranked 6th on the Greyhounds for points and 3rd for penalty minutes...Appeared in 3 games with the Marlies, posting 5 penalty minutes...Skated in 2 Calder Cup playoff games with Toronto...**2010-11:** Played in 65 OHL games during the regular season, splitting time between the Otters and Greyhounds, posting 13 goals and 34 points...**2009-10:** Skated in 64 games during his rookie OHL season with Erie, collecting 9 goals and 18 points to go along with 42 penalty minutes.

CAREER STATISTICS

SEASON	TEAM	LEAGUE	GP	REGULAR SEASON						PLAYOFFS				
				G	A	TP	+/-	PIM	GP	G	A	TP	PIM	
2009-10	ERIE	OHL	64	9	9	18	-	42	4	0	0	0	2	
2010-11	ERIE	OHL	41	8	14	22	-	51	-	-	-	-	-	
	SAULT ST. MARIE	OHL	24	5	7	12	-	34	-	-	-	-	-	
2011-12	SAULT ST. MARIE	OHL	59	8	25	33	-	81	-	-	-	-	-	
	TORONTO	AHL	3	0	0	0	-	5	2	0	0	0	0	
2012-13	SAULT ST. MARIE	OHL	67	17	37	54	-	77	6	0	2	2	21	
	TORONTO	AHL	7	0	0	0	-	15	3	0	0	0	2	
2013-14	TORONTO	NHL	5	0	1	1	1	5	-	-	-	-	-	
	TORONTO	AHL	63	3	13	16	-	120	4	0	0	0	6	
2014-15	TORONTO	AHL	21	0	0	0	-	79	-	-	-	-	-	
	SYRACUSE	AHL	20	0	3	3	-	40	2	0	0	0	2	
	ORLANDO	ECHL	16	2	7	9	-	9	-	-	-	-	-	
NHL TOTALS			5	0	1	1	1	5	-	-	-	-	-	



JAKE DOTCHIN

POSITION Defenseman
SHOOTS Right
HEIGHT 6-3
WEIGHT 212
ACQUIRED Selected in the sixth round, 161st overall, at the 2012 NHL Draft
BORN March 24, 1994 (Cambridge, Ontario)

CAREER

Signed an entry level contract with the Lightning on 4/19/14...**2014-15:** Played in 55 games in his 1st professional season with the Crunch, recording 6 goals and 20 points to go along with 114 penalty minutes...Ranked tied for 1st on the Crunch among defensemen for goals with 6...Led all Crunch defensemen with 4 power play goals...Ranked 3rd on Syracuse for penalty minutes with 114...Skated in 3 Calder Cup Playoff games...**Junior Career:** Played in 193 career OHL games with the Barrie Colts and Owen Sound Attack, registering 18 goals and 77 points to go along with 279 penalty minutes over 3 seasons...**2013-14:** Appeared in 63 games

with the Colts, posting 11 goals and 36 points, both career highs...Led the Colts for penalty minutes with 121 and was 3rd with a +22 rating...Skated in 11 OHL playoff games, recording 3 goals and 5 points...**2012-13:** Skated in 66 games during the regular season, splitting time between Owen Sound and Barrie...Skated in 22 OHL playoff games with Barrie, posting a goal and 8 points to go along with 25 penalty minutes...**2011-12:** Appeared in 64 games during his rookie OHL season with the Attack, recording 3 goals and 19 points to go along with 77 penalty minutes...Posted 3 assists in 5 playoff games.

CAREER STATISTICS

SEASON	TEAM	LEAGUE	GP	REGULAR SEASON						PLAYOFFS				
				G	A	TP	+/-	PIM	GP	G	A	TP	PIM	
2011-12	OWEN SOUND	OHL	64	3	16	19	-	77	5	0	3	3	8	
2012-13	OWEN SOUND	OHL	38	2	12	14	-	39	0	0	0	0	0	
	BARRIE	OHL	28	2	6	8	-	42	22	1	7	8	25	
2013-14	BARRIE	OHL	63	11	25	36	-	121	11	3	2	5	13	
2014-15	SYRACUSE	AHL	55	6	14	20	-	114	3	0	0	0	0	



YANNI GOURDE

POSITION Center
SHOOTS Left
HEIGHT 5-9
WEIGHT 167
ACQUIRED Agreed to terms on March 9, 2014
BORN December 15, 1991 (Saint-Narcisse, Quebec)

CAREER

Agreed to terms with the Lightning on 3/9/14...**2014-15:** Played in 76 games with the Crunch during the regular season, posting 29 goals and 57 points...Led Syracuse for goals and power play goals (8) and ranked 2nd for points...Was the lone Crunch player to skate in all 76 regular season games...Played in 3 playoff games, posting a goal and 2 points...**2013-14:** Skated in 43 AHL games, splitting time between Worcester and Syracuse, recording 6 goals and 33 points...Led Worcester for assists (21) prior to being signed to the Crunch...Skated in 30 games with Kalamazoo, recording 15 goals and 34 points...**2012-13:** Appeared in 54 games with Worcester, collecting 8 goals and 14 points...Set AHL career highs for goals...

Played in 8 games with San Francisco, notching 4 goals and 10 points...**2011-12:** Skated in 4 games with Worcester, collecting 1 goal and 3 points...**Junior Career:** Skated in 199 career QMJHL games over 4 seasons, all with Victoriaville, posting 74 goals and 221 points...**2011-12:** Set career bests for goals (37), assists (87) and points (124)...Led the QMJHL for scoring...Nominated for the Michel-Briere trophy, given annually to the QMJHL's most valuable player...**2010-11:** Skated in 68 games, recording 26 goals and 68 points...**2009-10:** Played in 59 games, his 1st full season in the QMJHL, recording 11 goals and 28 points...Skated in 16 playoff games, notching 2 goals and 5 points...**2008-09:** Played in 4 games, recording 1 assist.

CAREER STATISTICS

SEASON	TEAM	LEAGUE	GP	REGULAR SEASON						PLAYOFFS				
				G	A	TP	+/-	PIM	GP	G	A	TP	PIM	
2008-09	VICTORIANVILLE	QMJHL	4	0	1	1	-	0	-	-	-	-	-	
2009-10	VICTORIANVILLE	QMJHL	59	11	17	28	-	36	16	2	3	5	20	
2010-11	VICTORIANVILLE	QMJHL	68	26	42	68	-	48	9	4	6	10	12	
2011-12	VICTORIANVILLE	QMJHL	68	37	87	124	-	70	4	1	2	3	6	
	WORCESTER	AHL	4	1	2	3	-	0	-	-	-	-	-	
2012-13	WORCESTER	AHL	54	8	6	14	-	41	-	-	-	-	-	
	SAN FRANCISCO	ECHL	8	4	6	10	-	9	-	-	-	-	-	
2013-14	WORCESTER	AHL	25	4	21	25	-	26	-	-	-	-	-	
	KALAMAZOO	ECHL	30	15	19	34	-	19	-	-	-	-	-	
	SYRACUSE	AHL	18	2	6	8	-	16	-	-	-	-	-	
2014-15	SYRACUSE	AHL	76	29	28	57	-	61	3	1	1	2	10	



KRISTERS GUDLEVSKIS

POSITION Goaltender

HEIGHT 6-3

WEIGHT 218

CATCHES Left

ACQUIRED Selected in the fifth round, 124th overall, at the 2013 NHL Entry Draft

BORN July 31, 1992 (Aizkraukle, Latvia)

CAREER

Signed by Tampa Bay to a 3-year, entry level contract on August 3, 2013. **2014-15:** Played in 46 games with the Crunch, compiling a record of 25-14-4 to go along with 2.81 goals-against average and .900 save percentage...Ranked 1st on the Crunch for wins with 25 and games played (46). **2013-14:** Played in 11 games for the ECHL's Florida Everblades during the 2013-14 season, notching 7 wins...Played in 34 games for Syracuse, recording 18 wins, 11 losses and had a .925 save percentage...Started 1 game for the Tampa Bay Lightning during the regular season and recorded a win, only allowing 2 goals...Appeared in 2 playoff games for the Lightning, registering

1 loss... Played in 2 games for Latvia in the 2014 Sochi Olympic Games ...Played in 4 games for Latvia in the World Championships, recording 1 win. **2012-13:** Played in 56 games with HK Riga, recording a 27-18 record with a 2.09 goals-against average and .927 save percentage...Ranked 4th in the MHL for save percentage...Played in 4 games for Latvia at the 2013 World Junior Championships, posting a 2-2 record with a 9.25 save percentage and 2.22 goals-against average. **2011-12:** Appeared in 40 games with HK Riga, posting a 2.39 goals-against average...Represented Latvia at the World Junior Championships.

CAREER STATISTICS

SEASON	TEAM	LEAGUE	REGULAR SEASON									PLAYOFFS			
			GP	W	L	OT	MIN	GA	SO	GAA	SV%	GP	W	L	GAA
2011-12	HK RIGA	MHL	40	-	-	-	-	-	-	2.39	-	-	-	-	
	LATVIA	WJC	5	-	-	-	-	-	5.15	.865	-	-	-		
2012-13	DINAMO RIGA	KHL	2	1	1	0	82	3	0	2.18	.921	-	-	-	
	HK RIGA	MHL	56	-	-	-	-	-	2.09	-	-	-	-		
	LATVIA	WC	4	-	-	-	-	-	2.22	.925	-	-	-		
2013-14	FLORIDA	ECHL	11	7	4	-	656	20	2	1.83	.925	-	-	-	
	SYRACUSE	AHL	34	18	11	-	1901	85	5	2.68	.901	-	-	-	
	TAMPA BAY	NHL	1	1	0	-	60	2	0	2.00	.947	2	0	1	3.00
	LATVIA	OG	2	0	2	-	119	7	0	3.54	.920	-	-	-	
2014-15	SYRACUSE	AHL	46	25	14	4	2673	125	2	2.81	.900	3	0	3	4.96
NHL TOTALS			1	1	0	0	60	2	0	2.00	.901	2	0	1	3.00



HENRI IKONEN

POSITION Left Wing

HEIGHT 6-0

WEIGHT 182

SHOOTS Left

ACQUIRED Selected in the sixth round, 154th overall, at the 2013 NHL Entry Draft.

BORN April 17, 1994 (Savolinna, Finland)

CAREER

Signed by Tampa Bay to an entry level contract on 4/3/14. **2014-15:** Skated in 59 games in 1st full AHL season with the Crunch, posting 5 goals and 13 points to go along with 43 penalty minutes...Ranked 6th among Crunch rookies for points... Appeared in 3 Calder Cup playoff games with Syracuse. **2013-14:** Appeared in 6 AHL games with the Crunch, tallying a pair of assists to go along with 2 penalty minutes. **Junior Career:** Skated in 115 career OHL games with the Kingston Frontenacs over 2 seasons, collecting 47 goals and 121 points. **2013-14:** Played in 54 games with the Frontenacs, registering 25 goals and 70 points...Ranked 2nd on Kingston for points and was tied for 2nd for assists with 45...Scored 3 shorthanded

goals during the regular season, ranking tied for 1st on the club...Skated in 7 OHL postseason contests, notching a goal and 6 points...Represented Finland at the 2014 IIHF World Jr. Championships, skating in 7 games, recording a goal and 3 points...Won a Gold medal with Finland at the tournament. **2012-13:** Played in 61 games with Kingston in his rookie OHL season, posting 22 goals and 51 points to go along with 30 penalty minutes...Led the Frontenacs for points and was 2nd for assists with 29...Appeared in 4 playoff games with Kingston, recording a goal and 4 penalty minutes.

CAREER STATISTICS

SEASON	TEAM	LEAGUE	REGULAR SEASON							PLAYOFFS				
			GP	G	A	TP	+/-	PIM	GP	G	A	TP	PIM	
2011-12	KALPA	SM-LIIGA	8	0	1	1	-	4	-	-	-	-	-	
2012-13	KINGSTON	OHL	61	22	29	51	-	30	4	1	0	1	4	
2013-14	SYRACUSE	AHL	6	0	2	2	-	2	-	-	-	-	-	
	FINLAND	WJC-20	7	1	2	3	-	2	-	-	-	-		
	SYRACUSE	AHL	59	5	8	13	-	43	3	0	0	0	0	



SLATER KOEKKOEK

POSITION Defenseman

HEIGHT 6-2

WEIGHT 198

SHOOTS Left

ACQUIRED Selected in the first round, 10th overall, at the 2012 NHL Draft

BORN February 18, 1994 (Mountain, Ontario)

CAREER

Signed by Tampa Bay to an entry level contract on 3/20/13...**2014-15:** Played in 3 games with the Lightning during the regular season, recording 2 penalty minutes... Made his NHL debut against the Toronto Maple Leafs on 3/31, logging 15:31 time on ice...Skated in 72 games with the Crunch during the regular season, posting 5 goals and 26 penalty minutes...Led all Syracuse defensemen for points and assists (21)...Appeared in 3 playoff games with the Crunch, posting an assist and 6 penalty minutes...**Junior Career:** Skated in 195 career OHL games over 4 seasons with the Windsor Spitfires and Peterborough Petes, collecting 33 goals and 123 points...**2013-14:** Played in 62 games with Windsor, recording career highs for goals (15), assists (38) and points (53)...Ranked 1st among Spitfire defensemen

for goals, assists and points...Ranked tied for 6th among OHL defensemen for points...**2012-13:** Skated in 42 OHL games with the Spitfires and Petes, recording 6 goals and 23 points...Suffered a shoulder injury with Windsor which ended his season early...**2011-12:** Played in 26 games with Peterborough, notching 5 goals and 18 points...Ranked 3rd among Petes defensemen for assists despite only appearing in 26 games...Missed most of the season with a shoulder injury...**2010-11:** Skated in 65 games with the Petes in his rookie OHL season, posting 7 goals and 23 points... Ranked 2nd among Petes defensemen for goals, assists and points...Ranked 3rd on the club for penalty minutes with 67.

CAREER STATISTICS

SEASON	TEAM	LEAGUE	REGULAR SEASON						PLAYOFFS				
			GP	G	A	TP	+/-	PIM	GP	G	A	TP	PIM
2010-11	PETERBOROUGH	OHL	65	7	16	23	-	67	-	-	-	-	-
2011-12	PETERBOROUGH	OHL	26	5	13	18	-	17	-	-	-	-	-
2012-13	PETERBOROUGH	OHL	40	6	22	28	-	28	-	-	-	-	-
	WINDSOR	OHL	2	0	1	1	-	0	-	-	-	-	-
2013-14	WINDSOR	OHL	62	15	38	53	-	51	-	-	-	-	-
2014-15	TAMPA BAY	NHL	3	0	0	0	0	2	-	-	-	-	-
	SYRACUSE	AHL	72	5	21	26	-	44	3	0	1	1	6
NHL TOTALS			3	0	0	0	0	2	-	-	-	-	-



JONATHAN MARCHESSAULT

POSITION Left Wing

HEIGHT 5-9

WEIGHT 174

SHOOTS Right

ACQUIRED Trade from Columbus on March 5, 2014

BORN December 27, 1990 (Quebec, Quebec)

CAREER

Acquired by the Lightning along with Dalton Smith from Columbus in exchange for Matt Taormina and Dana Tyrell on March 5, 2014...**2014-15:** Skated in 2 games with the Lightning during the regular season, recording 1 goal...Scored his 1st career NHL goal in the Lightning's season finale on 4/11 against Boston (Rask)...Skated in 2 Stanley Cup Playoffs games, including 1 in the Eastern Conference Final against the New York Rangers...Played in 68 games with Syracuse during the regular season, leading the club for assists (43) and points (67)...Ranked 2nd on the team for goals with 24...Ranked sixth in the AHL for assists...Appeared in 3 postseason games with the Crunch...**2013-14:** Skated in 77 AHL games with Springfield and Syracuse, posting 23 goals and 56 points...Played in 56 games with Springfield... Led all Falcon skaters for games played, points and power-play goals prior to being traded to the Crunch...Skated in 21 games for the Crunch, posting 9 goals and 15 points to go along with 8 penalty minutes...**2012-13:** Played in 2 games with the Blue Jackets...Skated in his 1st career NHL game on 1/31 vs. STL...Skated in 74

games with Springfield, collecting 21 goals and 67 points...Led the Falcons for goals, assists (46) and points...Named to AHL First All-Star Team...Started at the 2013 AHL All-Star Classic...**2011-12:** Played in 76 games in his 1st pro season with Connecticut, posting 24 goals and 64 points...Ranked tied for 1st on the Whale for points and led all skaters for assists with 40...**Junior Career:** Skated in 254 career QMJHL games, all with Quebec, tallying 98 goals and 239 points...**2010-11:** Led all Remparts skaters for points with 95 and goals with 40...Posted a team-high 33 points in 18 playoff games...**2009-10:** Ranked 3rd on Quebec for points with 71... Led the Remparts for assists (11) during the postseason...**2008-09:** Skated in 62 games for Quebec, recording 18 goals and 53 points...Recorded a career-high 75 penalty minutes...**2007-08:** Played in his 1st season in the QMJHL, registering 10 goals and 20 points.

CAREER STATISTICS

SEASON	TEAM	LEAGUE	REGULAR SEASON							PLAYOFFS				
			GP	G	A	TP	+/-	PIM	GP	G	A	TP	PIM	
2007-08	QUEBEC	QMJHL	56	10	10	20	-	18	11	1	0	1	6	
2008-09	QUEBEC	QMJHL	62	18	35	53	-	75	14	2	4	6	10	
2009-10	QUEBEC	QMJHL	68	30	41	71	-	54	9	3	11	14	14	
2010-11	QUEBEC	QMJHL	68	40	55	95	-	41	18	11	22	33	12	
2011-12	CONNECTICUT	AHL	76	24	40	64	-	50	9	4	0	4	26	
2012-13	SPRINGFIELD	AHL	74	21	46	67	-	65	8	0	3	3	8	
	COLUMBUS	NHL	2	0	0	0	-1	0	-	-	-	-	-	
2013-14	SPRINGFIELD	AHL	56	14	27	41	-	51	-	-	-	-	-	
	SYRACUSE	AHL	21	9	6	15	-	8	-	-	-	-	-	
2014-15	TAMPA BAY	NHL	2	1	0	1	1	0	2	0	0	0	0	
	SYRACUSE	AHL	68	24	43	67	-	38	3	0	0	0	0	
NHL TOTALS			4	1	0	1	-1	0	2	0	0	0	0	



TYE MCGINN

POSITION Left Wing

HEIGHT 6-3

WEIGHT 205

SHOOTS Left

ACQUIRED Signed as a free agent on July 21, 2015

BORN July 29, 1990 (Fergus, Ontario)

CAREER

Signed a 1-year, 2-way contract with the Lightning on 7/21/15...Claimed off waivers by the Arizona Coyotes on 3/2/15...Traded by Philadelphia to San Jose in exchange for a 3rd round 2015 NHL Draft pick...Drafted by the Flyers in the 4th round, 119th overall, at the 2010 NHL Draft...**2014-15:** Played in 51 games in the NHL, splitting time between San Jose and Arizona, posting 2 goals and 7 points...Set career highs for games played, assists (5) and points (7)...Began the season with the Sharks, collecting a goal and 5 points in 33 games...Claimed off waivers by Arizona on 3/2 and appeared in 18 games with the Coyotes, registering 2 points...**2013-14:** Appeared in 18 games with the Flyers, setting career highs for goals (4) and also posted 5 points...Notched his only career 2-goal game on 10/15 vs. VAN...Recorded 3 goals in his 1st 2 games of the season...Played in 54 games with Adirondack, recording 20 goals and 35 points to go along with 62 penalty minutes...Ranked 3rd on the Phantoms for points and was 2nd for goals...**2012-13:** Played in 18 games with the Flyers, registering 3 goals and 5 points...Made his NHL debut on 1/22 at NJD...Recorded his 1st NHL goal and finished the game with 2 points on 1/26 at FLA (Theodore)...Appeared in 46 games with the Phantoms, posting 14 goals and 26 points...Ranked tied for 5th on the team for points...**2011-12:** Skated in 63 games with Adirondack in his 1st professional season, notching 12 goals and 18 points...

Made his AHL debut on 10/08 versus Connecticut...**Junior Career:** Skated in 140 career QMJHL games over 3 seasons with the Gatineau Olympiques, posting 66 goals and 156 points...Served as an assistant captain for Gatineau during the 2009-10 and 2010-11 seasons...Played in 59 career OHL games, all with Ottawa during the 2007-08 season, recording 3 goals and 11 points...**2010-11:** Played in 42 games with the Olympiques, recording 31 goals and 64 points to go along with 39 penalty minutes...Set career junior highs for games played, goals and assists...Ranked 2nd on the team for points and goals...Skated in 14 QMJHL playoff games, notching 5 goals and 13 points...**2009-10:** Skated in 50 games with Gatineau, recording a team-high 62 points...Also led the team for goals and assists...Set a career junior high for assists with 35...Appeared in 10 playoff games, tallying 2 goals and 7 points...**2008-09:** Skated in 48 games with Gatineau, posting 8 goals and 30 points...Ranked 7th on the Olympiques for assists...Appeared in 10 postseason games, notching 7 goals and 13 points...Ranked 2nd for playoff goals and points on the team...**2007-08:** Skated in 59 games during his only OHL season with the Ottawa 67's, posting 3 goals and 11 points...Also appeared in 4 postseason games with the 67's, registering 2 penalty minutes.

CAREER STATISTICS

SEASON	TEAM	LEAGUE	REGULAR SEASON							PLAYOFFS				
			GP	G	A	TP	+/-	PIM	GP	G	A	TP	PIM	
2007-08	OTTAWA	OHL	59	3	8	11	-	25	4	0	0	0	2	
2008-09	GATINEAU	QMJHL	48	8	22	30	-	25	10	7	6	13	19	
2009-10	GATINEAU	QMJHL	50	27	35	62	-	50	10	2	5	7	12	
2010-11	GATINEAU	QMJHL	42	31	33	64	-	39	14	5	8	13	17	
2011-12	ADIRONDACK	AHL	63	12	6	18	-	45	-	-	-	-	-	
2012-13	PHILADELPHIA	NHL	18	3	2	5	0	19	-	-	-	-	-	
	ADIRONDACK	AHL	46	14	12	26	-	54	-	-	-	-	-	
2013-14	PHILADELPHIA	NHL	18	4	1	5	-1	4	-	-	-	-	-	
	ADIRONDACK	AHL	54	20	15	35	-	62	-	-	-	-	-	
2014-15	SAN JOSE	NHL	33	1	4	5	1	11	-	-	-	-	-	
	ARIZONA	NHL	18	1	1	2	-1	10	-	-	-	-	-	
NHL TOTALS			87	9	8	17	-1	44	-	-	-	-	-	



NIKITA NESTEROV

POSITION Defenseman

HEIGHT 5-11

WEIGHT 191

SHOOTS Left

ACQUIRED Selected in the fifth round, 148th overall, at the 2011 NHL Entry Draft

BORN March 28, 1993 (Chelyabinsk, Russia)

CAREER

Signed by Tampa Bay to a 3-year, entry level contract on 4/30/2013...**2014-15:** Skated in 27 games with the Lightning during the regular season, collecting 2 goals and 7 points...Made his NHL debut on 12/31 at BUF...Scored his 1st career NHL goal on 2/16 vs. LAK (Quick)...Recorded his 1st career power-play goal on 4/9 vs. NJD... Appeared in 17 Stanley Cup Playoff games with the Bolts, notching 1 goal and 6 points...Scored his 1st career playoff goal in his Stanley Cup Playoffs debut in Game 1 versus Detroit in the first round...Registered a pair of assists, both on the power play in Game 2 against the Red Wings in the first round...Played in 32 games with the Crunch, recording 3 goals and 14 points...**2013-14:** Played in 54 games in his 1st professional season with Syracuse, posting 4 goals and 16 points...All 4 of his

goals came on the man-advantage...Ranked 3rd on the Crunch defense for points... Made his AHL debut on 10/5 at Binghamton...Posted 3 points in his 1st 3 games of the season...Scored his 1st career AHL goal on 11/1 vs. Rochester...**2012-13:** Played in 35 games with Traktor (KHL), recording 14 penalty minutes...Appeared in 19 postseason games, tallying 4 assists and 6 penalty minutes...Played in 2 games with Belie Medvedi (MHL), collecting 1 assist and 2 penalty minutes...Skated in 4 playoff games for Belie Medvedi, recording 2 goals and 3 points...**2011-12:** Skated in 10 games for Traktor, collecting 1 assist...2010-11: Played in 46 games with Traktor 2 (Russia Jr.), registering 5 goals and 19 points.

CAREER STATISTICS

SEASON	TEAM	LEAGUE	REGULAR SEASON							PLAYOFFS				
			GP	G	A	TP	+/-	PIM	GP	G	A	TP	PIM	
2010-11	TRAKTOR 2	RUSSIA JR.	46	5	14	19	-	72	-	-	-	-	-	
2011-12	TRAKTOR	KHL	10	0	1	1	-	4	3	0	0	0	0	
2012-13	BELIE MEDVEDI	MHL	2	0	1	1	-	2	4	2	1	3	0	
	TRAKTOR	KHL	35	0	0	0	-	14	19	0	4	4	6	
2013-14	SYRACUSE	AHL	54	4	12	16	-	39	-	-	-	-	-	
2014-15	TAMPA BAY	NHL	27	2	5	7	-	16	17	1	5	6	8	
	SYRACUSE	AHL	32	3	11	14	-	26	-	-	-	-	-	
NHL TOTALS			27	2	5	7	-	16	17	1	5	6	8	



PHILIPPE PARADIS

POSITION Right Wing
HEIGHT 6-2
WEIGHT 205

SHOOTS Left
ACQUIRED In a trade from Chicago on April 2, 2013
BORN January 2, 1991 (Dolbeau, Quebec)

CAREER

Acquired by the Lightning on April 2, 2013 from Chicago in exchange for defenseman Kirill Gotovets...Resigned by the Lightning to a 1-year, 2-way contract on 7/8/15...**2014-15:** Played in 34 games with the Crunch, recording 8 goals and 15 points to go along with 49 penalty minutes...Ranked 5th on the club with a +10 rating...Missed the final 3 months of the season with a lower body injury... Recorded a career-high 8 goals during the season...**2013-14:** Skated in 56 games in his 1st full season with the Crunch, posting 6 goals and 15 points...Ranked 5th on Syracuse for penalty minutes with 118...**2012-13:** Skated in 44 AHL games with the Rockford IceHogs and Syracuse Crunch, registering 1 goal and 9 points to go along with 111 penalty minutes...Skated in 36 games with Rockford, posting 1 goal and 8 points before being traded to Tampa Bay on 4/2...Played in 5 games with Toledo of the ECHL, collecting 9 penalty minutes...Appeared in 8 games with the Crunch, recording an assist and 11 penalty minutes...Made his AHL postseason debut with the Crunch, skating in 18 games and recording 3 goals and four points...**2011-12:** Played in 58 games with the IceHogs, posting 5 goals and 16 points to go along with 39 penalty minutes...Set AHL career highs for goals, assists (11) and points...**2010-11:** Played in 4 games with Rockford at the conclusion of his season with P.E.I., posting a goal and 2 penalty minutes...Scored his 1st professional/AHL goal, the game-winner, in the IceHogs 4-3 win against Grand Rapids on 4/9...**2009-10:** Skated in 4 games with the Toronto Marlies (AHL), recording 2 assists...

Made his AHL/pro debut on 4/2 with the Marlies...Recorded 1st pro/AHL point (assist) on 4/10 vs. Hamilton...**Junior Career:** Skated in 233 career QMJHL games with Shawinigan and P.E.I., amassing 77 goals and 170 points to go along with 307 penalty minutes...**2010-11:** Skated in 59 games in his 1st season with P.E.I., collecting 23 goals and 53 points to go along with 85 penalty minutes...Ranked 3rd on the club with 53 points...Led the team with a plus-19 rating...Tallied goals in 4 straight games from 12/4 through 12/12...Tallied back-to-back 3 point nights on 10/9 and 10/16...Played in 5 playoff games, notching 1 goal and 2 points...**2009-10:** Skated in 63 games with Shawinigan, collecting 24 goals and 44 points to go along with 104 penalty minutes...Led the club for penalty minutes and ranked tied for 2nd for goals and was 5th for points...Skated in 6 postseason games, posting 2 goals and 3 points...**2008-09:** Played in a career-high 66 games with Shawinigan, recording 19 goals and 50 points to go along with 74 penalty minutes and a plus-20 rating...Played in 21 postseason games, registering 6 goals and 12 points...Helped the Cataractes reach Game 7 of the President's Cup before falling to the Drummondville...**2007-08:** Played in 45 games in his rookie season with Shawinigan, posting 11 goals and 23 points to go along with 44 penalty minutes...Skated in 3 postseason games...Was selected by Shawinigan in the second round, 34th overall, in the 2007 QMJHL Draft...Originally selected by the Carolina Hurricanes in the first round, 27th overall, at the 2009 NHL Entry Draft.

CAREER STATISTICS

SEASON	TEAM	LEAGUE	REGULAR SEASON							PLAYOFFS				
			GP	G	A	TP	+/-	PIM	GP	G	A	TP	PIM	
2007-08	SHAWINIGAN	QMJHL	45	11	12	23	-	44	3	0	0	0	0	
2008-09	SHAWINIGAN	QMJHL	66	19	31	50	-	74	21	6	6	12	20	
2009-10	SHAWINIGAN	QMJHL	63	24	20	44	-	104	6	2	1	3	4	
	TORONTO	AHL	4	0	2	2	-	0	-	-	-	-	-	
2010-11	P.E.I.	QMJHL	59	23	30	53	-	85	5	1	1	2	8	
	ROCKFORD	AHL	4	1	0	1	-	2	-	-	-	-	-	
2011-12	ROCKFORD	AHL	58	5	11	16	-	39	-	-	-	-	-	
2012-13	ROCKFORD	AHL	36	1	7	8	-	100	-	-	-	-	-	
	TOLEDO	ECHL	5	0	0	0	-	9	-	-	-	-	-	
	SYRACUSE	AHL	8	0	1	1	-	11	18	3	1	4	23	
2013-14	SYRACUSE	AHL	56	6	9	15	-	118	-	-	-	-	-	
2014-15	SYRACUSE	AHL	34	8	7	15	-	49	-	-	-	-	-	



TANNER RICHARD

POSITION Left Wing
HEIGHT 6-0
WEIGHT 195

SHOOTS Left
ACQUIRED Selected in the third round, 71st overall, at the 2012 NHL Draft
BORN April 6, 1993 (Jona, Switzerland)

CAREER

Signed to a three-year entry level contract by Tampa Bay on 4/1/2013...**2014-15:** Played in 70 games with the Crunch, posting 13 goals and 38 points to go along with 135 penalty minutes...Ranked tied for 3rd on the team for points and was 2nd for penalty minutes...Set career highs for goals, assists, points and penalty minutes...**2013-14:** Skated in 65 games with Syracuse in his 1st full AHL season, posting 2 goals and 17 points to go along with 95 penalty minutes...

Recorded his 1st AHL goal on 1/25 at Hershey...Posted a 3 assist game on 2/8 vs. Springfield...**2012-13:** Appeared in 8 games with the Crunch, posting 3 assists and 8 penalty minutes...Made his AHL debut on 4/5 vs. Hershey...**Junior Career:** Skated in 95 career OHL games over 2 seasons, all with the Storm, posting 24 goals and 110 points...**2012-13:** Ranked 1st on the Storm for assists and 2nd for points...Posted 3 points during the OHL playoffs, ranking 3rd on Guelph.

CAREER STATISTICS

SEASON	TEAM	LEAGUE	REGULAR SEASON							PLAYOFFS				
			GP	G	A	TP	+/-	PIM	GP	G	A	TP	PIM	
2010-11	RAPPERSWIL U20	ELITE JR. A	28	11	32	43	-	72	10	2	11	13	34	
2011-12	GUELPH	OHL	43	13	35	48	-	48	6	1	4	5	6	
2012-13	GUELPH	OHL	52	11	51	62	-	94	5	0	3	3	6	
	SYRACUSE	AHL	8	0	3	3	-	8	-	-	-	-	-	
2013-14	SYRACUSE	AHL	65	2	15	17	-	95	-	-	-	-	-	
2014-15	SYRACUSE	AHL	70	13	25	38	-	135	2	1	0	1	2	



JEFF TAMBELLINI

POSITION Left Wing

HEIGHT 5-11

WEIGHT 190

SHOOTS Left

ACQUIRED Signed as a free agent on July 5, 2015

BORN April 13, 1984 (Calgary, Alberta)

CAREER


Signed by Tampa Bay as a free agent on 7/5/15...**2014-15:** Played in 30 games with Fribourg-Gotteron of the Swiss A League, posting 5 goals and 13 points...Skated in 20 games with the Växjö Lakers in the Swedish Hockey League, recording 6 goals and 9 points...**2013-14:** Played in 45 games with MODO of the SHL, recording 13 goals and 20 points to go along with 32 penalty minutes...Ranked tied for 3rd on the team for points and was 2nd for goals...**2012-13:** Skated in 27 games with Zurich of the Swiss A-League, registering 5 goals and 12 points...**2011-12:** Played his 1st season with Zurich of the Swiss A-League, recording 23 goals and 45 points... Led the team for goals, assists and points...**2010-11:** Played in 62 games with the Vancouver Canucks, recording 9 goals and 17 points to go along with 18 penalty minutes...Set career highs for goals, points and plus/minus (+10) while with the Canucks...Skated in 6 Stanley Cup Playoff games with the Canucks, recording 2 penalty minutes...Skated in 7 games with the Manitoba Moose, notching 5 goals and 7 points...**2009-10:** Played in 36 games with the New York Islanders, recording 7 goals and 14 points...**2008-09:** Skated in 65 games with the Islanders, registering 7 goals and 18 points...Posted 3 goals in 6 games with the Bridgeport Sound Tigers...**2007-08:** Played in 23 games with the Islanders, notching 2 goals and 9 points...Played most of the season in Bridgeport, tallying 38 goals and 76 points...Led the Sound Tigers for goals and points...Ranked 7th in the AHL for points and was tied for 2nd for goals...**2006-07:** Skated in 23 games with the Islanders, posting 2 goals and 9 points...Appeared in 50 games with Bridgeport, registering 30 goals and 59 points...Ranked 1st on the Sound Tigers for both goals and points...**2005-06:** Played in 25 games during his 1st season in the NHL, splitting the

season between the Los Angeles Kings and Islanders...Began the season playing 4 games with the Kings...Skated in 21 games with the Islanders, notching a goal and 4 points...Tallied 1st career NHL goal against Martin Brodeur and the New Jersey Devils on 3/14...Made his NHL debut 11/30 against Chicago while playing for the Kings...Appeared in 56 games with Manchester, recording 25 goals and 56 points...Ranked 2nd on Manchester for points and was 2nd for goals...Appeared in 7 Calder Cup playoff games with Bridgeport, notching a goal and 3 points...**Collegiate Career:** Played in 124 career games over 3 seasons at the University of Michigan, recording 65 goals and 129 points...**2004-05:** Played in 42 games in his final collegiate season, recording 24 goals and 57 points...Led the Wolverines for goals, assists and points...Earned CCHA First All-Star Team honors...Won the CCHA Championship with Michigan and was named tournament MVP...**2003-04:** Appeared in 39 games with Michigan, posting 15 goals and 27 points...Ranked 6th on the Wolverines for points...**2002-03:** Played in 43 games his freshman season at Michigan, recording 26 goals and 45 points...Named to the All-Rookie Team, Second All-Star Team and Rookie of the Year honors in the CCHA...Helped the Wolverines to a CCHA championship...**International:** Represented Team Canada at the 2004 IIHF World Jr. Championships held in Finland...Recorded 2 goals and 5 points during the tournament and earned a Silver Medal, as Team Canada lost to Team USA in the championship game.

Draft Info. Was selected in the 1st round, 27th overall, in the 2003 NHL Draft by the Los Angeles Kings.

CAREER STATISTICS

SEASON	TEAM	LEAGUE	REGULAR SEASON							PLAYOFFS				
			GP	G	A	TP	+/-	PIM	GP	G	A	TP	PIM	
2002-03	MICHIGAN	CCHA	43	26	19	45	-	24	-	-	-	-	-	
2003-04	MICHIGAN	CCHA	39	15	12	27	-	18	-	-	-	-	-	
2004-05	MICHIGAN	CCHA	42	24	33	57	-	32	-	-	-	-	-	
2005-06	LOS ANGELES	NHL	4	0	0	0	-1	2	-	-	-	-	-	
	NY ISLANDERS	NHL	21	1	3	4	2	8	-	-	-	-	-	
	MANCHESTER	AHL	56	25	31	56	-	26	-	-	-	-	-	
	BRIDGEPORT	AHL	-	-	-	-	-	-	7	1	2	3	2	
2006-07	NY ISLANDERS	NHL	23	2	7	9	6	6	-	-	-	-	-	
	BRIDGEPORT	AHL	50	30	29	59	-	46	-	-	-	-	-	
2007-08	NY ISLANDERS	NHL	31	1	3	4	-9	8	-	-	-	-	-	
	BRIDGEPORT	AHL	57	38	38	76	-	38	-	-	-	-	-	
2008-09	NY ISLANDERS	NHL	65	7	8	15	-20	32	-	-	-	-	-	
	BRIDGEPORT	AHL	6	3	0	3	-	2	-	-	-	-	-	
2009-10	NY ISLANDERS	NHL	36	7	7	14	-8	14	-	-	-	-	-	
2010-11	VANCOUVER	NHL	62	9	8	17	10	18	6	0	0	0	2	
	MANITOBA	AHL	7	5	2	7	-	0	-	-	-	-	-	
2011-12	ZURICH	SWISS	50	23	22	45	-	14	-	-	-	-	-	
2012-13	ZURICH	SWISS	27	5	7	12	-	14	-	-	-	-	-	
2013-14	MODO	SHL	45	13	7	20	-	32	-	-	-	-	-	
2014-15	FRIBOURG-GOTTERON	SWISS	30	5	8	13	-	10	-	-	-	-	-	
	VAXJO HC	SHL	20	6	3	9	-	2	-	-	-	-	-	
NHL TOTALS			242	27	36	63	-20	88	6	0	0	0	2	



MATTHEW TAORMINA

POSITION Defenseman

HEIGHT 5-9

WEIGHT 192

SHOOTS Left

ACQUIRED Signed as a free agent on July 1, 2015

BORN October 20, 1986 (Washington Township, Michigan)

CAREER

Signed by Tampa Bay as a free agent on 7/1/15...**2014-15:** Skated in all 76 AHL games with the Worcester Sharks, posting 11 goals and 38 points to go along with 24 penalty minutes...Ranked 1st on the Sharks among defensemen for points, which also ranked tied for 12th among AHL defenders...Was the lone Shark to play in all 76 games during the regular season...**2013-14:** Skated in 7 games with the Lightning...Played in 58 AHL games, splitting time between Syracuse and Springfield...Skated in 41 games with the Crunch, recording 6 goals and 18 points... Was traded along with Dana Tyrell by the Lightning to the Columbus Blue Jackets for Jonathan Marchessault and Dalton Smith on 3/5...**2012-13:** Skated in 2 games with the Lightning...Made his Bolts debut on 4/6 at NYI...Played in 55 games in his 1st season with Syracuse, notching 4 goals and 24 points to go along with 21 penalty minutes...Ranked 2nd among Crunch defensemen in points...2 of his 4 goals came while on the man-advantage...Was the only Syracuse defenseman to notch a shorthanded tally...Skated in 18 Calder Cup playoff games with the Crunch, recording 2 goals and 12 points with 4 penalty minutes...Ranked 2nd among Syracuse defensemen in assist with 10...Led the AHL with a plus-19 rating during the postseason...Tallied 3 assists on 5/2 at Portland...**2011-12:** Played in 30 games with the New Jersey Devils, recording a goal and 7 points with 4 penalty minutes...Scored 1st goal of the season on 2/19 at MTL...Played in 33 games with Albany (AHL), registering 6 goals and 16 points with 12 penalty minutes...Selected to participate in the 2012 AHL All-Star Classic, but did not attend...**2010-11:** Played in 17 games with New Jersey, posting 3 goals and 5 points with 2 penalty minutes... Missed 65 games with 2 non-displaced fractures in his ankle...Recorded his 1st

career NHL point (assist) on 10/13 at BUF...Scored his 1st career NHL goal on 10/15 vs. COL...**2009-10:** Played in his 1st full professional season with Lowell (AHL), collecting 10 goals and 50 points with 45 penalty minutes in 75 games...Finished 1st on Lowell defense and 3rd on team in points...Set an Albany all-time record with 32 power-play points in a season...**2008-09:** Appeared in 11 games with Binghamton, posting 2 goals and 5 points with 4 penalty minutes...Made his AHL/professional debut on 3/10 at Portland...**College Career:** Appeared in 141 career games at Providence College, compiling 20 goals and 65 points...**2008-09:** Played in 34 games during his Senior year with Providence College, collecting 5 goals and 20 points with 16 penalty minutes...Recipient of Ron Wilson Award as the school's top defenseman...Winner of school's Lou Lamoriello Trophy as team's most valuable player...**2007-08:** Skated in 36 games with Providence College, posting career-highs for goals (9), assists (18), points (27) and plus/minus (+9)...Named to the Hockey East Second All-Star Team...Winner of school's Lou Lamoriello Trophy as team's most valuable player...**2006-07:** Played in 35 games with Providence College, registering 5 goals and 7 points with 6 penalty minutes...**2005-06:** Skated in 36 games with Providence College as a Freshman, recording a goal and 11 points with 16 penalty minutes.

CAREER STATISTICS

SEASON	TEAM	LEAGUE	REGULAR SEASON							PLAYOFFS				
			GP	G	A	TP	+/-	PIM	GP	G	A	TP	PIM	
2004-05	TEXARKANA	NAHL	52	14	30	44	-	44	9	3	3	6	6	
2005-06	PROVIDENCE	NCAA	36	1	10	11	-	16	-	-	-	-	-	
2006-07	PROVIDENCE	NCAA	35	5	2	7	-	6	-	-	-	-	-	
2007-08	PROVIDENCE	NCAA	36	9	18	27	-	12	-	-	-	-	-	
2008-09	PROVIDENCE	NCAA	34	5	15	20	-	16	-	-	-	-	-	
	BINGHAMTON	AHL	11	2	3	5	-	4	-	-	-	-	-	
2009-10	LOWELL	AHL	75	10	40	50	-	45	5	1	3	4	4	
2010-11	NEW JERSEY	NHL	17	3	2	5	-2	2	-	-	-	-	-	
2011-12	ALBANY	AHL	33	6	10	16	-	12	-	-	-	-	-	
	NEW JERSEY	NHL	30	1	6	7	6	4	-	-	-	-	-	
2012-13	SYRACUSE	AHL	55	4	20	24	-	21	18	2	10	12	4	
	TAMPA BAY	NHL	2	0	0	0	-1	0	-	-	-	-	-	
2013-14	TAMPA BAY	NHL	7	0	0	0	0	0	-	-	-	-	-	
	SPRINGFIELD	AHL	17	3	5	8	-	2	4	0	1	1	0	
	SYRACUSE	AHL	41	6	12	18	-	20	-	-	-	-	-	
2014-15	WORCESTER	AHL	76	11	27	38	-	24	4	1	0	1	0	
NHL TOTALS			56	4	8	12	3	6	-	-	-	-	-	



JOEL VERMIN

POSITION Right Wing
HEIGHT 5-10
WEIGHT 187

SHOOTS Left
ACQUIRED Selected in the seventh round, 186th overall, at the 2013 NHL Entry Draft.
BORN February 5, 1992 (Frauenkappelen, Switzerland)

CAREER

Signed by Tampa Bay to an entry level contract on 9/17/13...**2014-15:** Played in 73 games with the Crunch during the regular season, recording 12 goals and 33 points to go along with 16 penalty minutes...Led all Syracuse rookies for points and goals...Skated in 3 Calder Cup playoff games, recording an assist...**2013-14:** Played in 7 games with the Crunch during the regular season, recording a goal...Recorded his 1st career AHL goal/point on 4/16 vs. Adirondack...Made his professional debut against Albany on 4/4...Played in 49 games with Bern of the Swiss League, notching

6 goals and 18 points...**2012-13:** Skated in 47 games with Bern, posting 13 goals and 35 points to go along with 14 penalty minutes...Ranked 5th on Bern for points and 4th for assists...Played alongside Islanders forward John Tavares during the NHL lockout while with Bern...**2011-12:** Played in 33 games with Bern, recording 11 goals and 20 points...Ranked 8th for points on the club...Represented Switzerland at the 2012 IIHF World Jr. Championships, posting 4 goals and 5 points.

CAREER STATISTICS

SEASON	TEAM	LEAGUE	REGULAR SEASON							PLAYOFFS				
			GP	G	A	TP	+/-	PIM	GP	G	A	TP	PIM	
2011-12	BERN	SWISS	33	11	9	20	-	0	17	2	3	5	2	
	SWITZERLAND	WJC	6	4	1	5	-	2	-	-	-	-	-	
2012-13	BERN	SWISS	47	13	22	35	-	14	19	3	6	9	8	
2013-14	BERN	SWISS	49	6	12	18	-	16	6	2	2	4	2	
	SYRACUSE	AHL	7	1	0	1	-	0	-	-	-	-	-	
2014-15	SYRACUSE	AHL	73	12	21	33	-	16	3	0	1	1	0	



ADAM WILCOX

POSITION Goaltender
HEIGHT 6-0
WEIGHT 189

CATCHES Left
ACQUIRED Selected in the sixth round, 178th overall, at the 2011 NHL Draft
BORN November 26, 1992 (South St. Paul, Minnesota)

CAREER

Signed by Tampa Bay 2-year, 2-way contract on 4/1/15...**2014-15:** Played in 2 games with the Crunch, posting a 0-2-0 record...Made his pro debut on 4/11 against Springfield...Appeared in 1 Calder Cup playoff game in a relief effort on 4/24 against Wilkes-Barre/Scranton...Appeared in 38 games with the University of Minnesota, compiling a record of 22-12-3 to go along with a 2.42 goals-against average and .912 save percentage...Was a nominee for the Mike Richter Award, given annually to the top goalie in NCAA hockey...Moved into second place in school history for career shutouts, earning 6 during the season...**2013-14:** Played in 38 games with the Golden Gophers, posting a record of 26-6-6...Was a finalist for the Hober Baker

Award and the Mike Richter Award...Was a Second Team All-American...Set a new Gophers single-season save percentage record of .932...His 1.87 goals-against average ranks second all-time in school history, second only to his school record set during his freshman year...**2012-13:** Appeared in 39 games with the Gophers, compiling a record of 25-8-5 to go along with a school record-setting 1.88 goals-against average...Appeared in 37-consecutive games to close out the season for the University of Minnesota...His 25 victories tied the school rookie record...Set a new school single-season record for goals-against average with a 1.88 mark.

CAREER STATISTICS

SEASON	TEAM	LEAGUE	REGULAR SEASON										PLAYOFFS			
			GP	W	L	OT	MIN	GA	SO	GAA	SV%	GP	W	L	GAA	
2012-13	U. OF MINN.	WCHA	39	25	8	5	2331	73	3	1.88	.921	-	-	-	-	
2013-14	U. OF MINN.	WCHA	38	26	6	6	2282	75	4	1.97	.932	-	-	-	-	
2014-15	U. OF MINN.	WCHA	38	22	12	3	2252	91	6	2.42	.912	-	-	-	-	
	SYRACUSE	AHL	2	0	2	0	113	6	0	3.18	.875	1	0	0	1.86	



LUKE WITKOWSKI

POSITION Defenseman


SHOOTS Right

HEIGHT 6-2

ACQUIRED Selected in the sixth round, 160th overall, at the 2008 NHL Entry Draft.

WEIGHT 214

BORN April 14, 1990 (Holland, Michigan)



ANTHONY CIRELLI

POSITION Center

SHOOTS Left

HEIGHT 6-0

ACQUIRED Selected in the third round, 75th overall, at the 2015 NHL Entry Draft

WEIGHT 171

BORN July 5, 1997 (Woodbridge, Ontario)

CAREER STATISTICS

SEASON	TEAM	LEAGUE	GP	REGULAR SEASON					PLAYOFFS				
				G	A	TP	+/-	PIM	GP	G	A	TP	PIM
2014-15	OSHAWA	OHL	68	13	23	36	-	22	21	2	8	10	4

CAREER

Re-signed by Tampa Bay to a 1-year, 2-way contract on July 17, 2015. **2014-15:** Skated in 16 games with the Lightning during the regular season, posting 15 penalty minutes...Made his NHL debut on 1/20 against Vancouver...Played in 50 games with the Syracuse Crunch, recording 2 goals and 8 points to go along with 91 penalty minutes...Ranked tied for 7th on the Crunch for penalty minutes... Appeared in 3 Calder Cup playoff games, notching an assist and 4 penalty minutes...**2013-14:** Skated in 76 games with the Crunch, posting 2 goals and 12 points to go along with 204 penalty minutes...Led the Crunch for penalty minutes...Recorded 1st AHL point (assist) on 10/26 vs. Bridgeport...Scored 1st AHL

goal on 2/22 at Hershey...**2012-13:** Played in 3 games with Syracuse, recording 4 penalty minutes...Made his AHL debut on 4/6 at Hershey...**Collegiate Career:** Skated in 152 career NCAA games, all with Western Michigan, posting 7 goals and 38 points...**2012-13:** Skated in 38 games with Western Michigan in his senior season, posting 2 goals and 10 points...Served as captain...**2011-12:** Played in 40 games, recording 2 goals and a collegiate-best 13 points...Served as an assistant captain...**2010-11:** Skated in a collegiate-high 42 games, collecting 1 goal and 9 points...**2009-10:** Played in 32 games in his freshman season, tallying 2 goals and 6 points...Recorded a collegiate-high 67 penalty minutes.

CAREER STATISTICS

SEASON	TEAM	LEAGUE	GP	REGULAR SEASON					PLAYOFFS				
				G	A	TP	+/-	PIM	GP	G	A	TP	PIM
2009-10	W. MICHIGAN	CCHA	32	2	4	6	-	67	-	-	-	-	-
2010-11	W. MICHIGAN	CCHA	42	1	8	9	-	56	-	-	-	-	-
2011-12	W. MICHIGAN	CCHA	40	2	11	13	-	66	-	-	-	-	-
2012-13	W. MICHIGAN	CCHA	38	2	8	10	-	46	-	-	-	-	-
	SYRACUSE	AHL	3	0	0	0	-	4	-	-	-	-	-
2013-14	SYRACUSE	AHL	76	2	10	12	-	204	-	-	-	-	-
2014-15	TAMPA BAY	NHL	16	0	0	0	0	15	-	-	-	-	-
	SYRACUSE	AHL	50	2	6	8	-	91	3	0	1	1	4
NHL TOTALS			16	0	0	0	0	15	0	0	0	0	0



CAMERON DARCY

POSITION Forward

SHOOTS Right

HEIGHT 6-0

ACQUIRED Selected in the seventh round, 185th overall, at the 2014 NHL Entry Draft

WEIGHT 190

BORN March 2, 1994 (South Boston, Massachusetts)

CAREER STATISTICS

SEASON	TEAM	LEAGUE	GP	REGULAR SEASON					PLAYOFFS				
				G	A	TP	+/-	PIM	GP	G	A	TP	PIM
2012-13	NORTHEASTERN	H-EAST	9	0	2	2	-	8	-	-	-	-	-
	MUSKEGON	USHL	45	12	19	31	-	40	3	1	0	1	4
2013-14	CAPE BRETON	QMJHL	65	35	47	82	-	51	4	1	2	3	2
2014-15	CAPE BRETON	QMJHL	19	1	13	14	-	14	-	-	-	-	-
	SHERBROOKE	QMJHL	37	20	25	45	-	34	6	5	4	9	8



ANTHONY DEANGELO

POSITION Defenseman

SHOOTS Right

HEIGHT 5-11


ACQUIRED Selected in the first round, 19th overall, in the 2014 NHL Entry Draft

WEIGHT 182

BORN October 24, 1995 (Sewell, New Jersey)

CAREER STATISTICS

SEASON	TEAM	LEAGUE	REGULAR SEASON							PLAYOFFS				
			GP	G	A	TP	+/-	PIM	GP	G	A	TP	PIM	
2011-12	SARNIA	OHL	68	6	17	23	-	46	6	1	0	1	2	
2012-13	SARNIA	OHL	62	9	49	58	-	60	4	1	2	3	8	
2013-14	SARNIA	OHL	51	15	56	71	-	90	-	-	-	-	-	
2014-15	SARNIA	OHL	29	10	28	38	-	64	-	-	-	-	-	
	SAULT STE.	OHL	26	15	36	51	-	51	13	0	16	16	18	
	USA U20	WJC-20	5	2	1	3	-	4	-	-	-	-	-	



ADAM ERNE

POSITION Left Wing

SHOOTS Left

HEIGHT 6-1

ACQUIRED Selected in the 2nd round, 33rd overall, at the 2013 NHL Entry Draft

WEIGHT 210

BORN April 20, 1995 (New Haven, Connecticut)

CAREER STATISTICS

SEASON	TEAM	LEAGUE	REGULAR SEASON							PLAYOFFS				
			GP	G	A	TP	+/-	PIM	GP	G	A	TP	PIM	
2010-11	INDIANA	USHL	45	10	8	18	-	49	3	0	1	1	0	
2011-12	QUEBEC	QMJHL	64	28	27	55	-	32	11	2	4	6	10	
2012-13	QUEBEC	QMJHL	68	28	44	72	-	67	11	5	5	10	19	
2013-14	QUEBEC	QMJHL	48	21	41	62	-	65	1	1	0	1	2	
	SYRACUSE	AHL	8	1	3	4	-	2	-	-	-	-	-	
	USA	WJC-20	5	0	1	1	-	0	-	-	-	-	-	
2014-15	QUEBEC	QMJHL	60	41	45	86	-	102	21	21	9	30	17	



CRISTIANO DIGIACINTO

POSITION Forward

SHOOTS Left

HEIGHT 5-11

ACQUIRED Selected in the sixth round, 170th overall, at the 2014 NHL Entry Draft

WEIGHT 183

BORN January 10, 1996 (Hamilton, Ontario)

CAREER STATISTICS

SEASON	TEAM	LEAGUE	REGULAR SEASON							PLAYOFFS				
			GP	G	A	TP	+/-	PIM	GP	G	A	TP	PIM	
2013-14	WINDSOR	OHL	50	17	11	28	-	101	2	0	0	0	9	
2014-15	WINDSOR	OHL	63	21	24	45	-	100	-	-	-	-	-	



ALEXEI GLUKHOV

POSITION Forward

SHOOTS Right

HEIGHT 6-3

ACQUIRED Selected in the ninth round, 266th overall, at the 2002 NHL Entry Draft.

WEIGHT 175

BORN April 5, 1984 (Voskresensk, USSR)

CAREER STATISTICS

SEASON	TEAM	LEAGUE	REGULAR SEASON							PLAYOFFS				
			GP	G	A	TP	+/-	PIM	GP	G	A	TP	PIM	
2001-02	VOSKRESENSK	RUSSIA-1	3	0	0	0	-	0	1	0	0	0	0	
	VOSKRESENSK-2	RUSSIA-3	35	9	23	32	-	-	-	-	-	-	-	
	VOSKRESENSK JR.	RUSSIA JR.	29	24	20	44	-	-	-	-	-	-	-	
2002-03	VOSKRESENSK	RUSSIA-1	38	4	4	8	-	30	-	-	-	-	-	
2003-04	VOSKRESENSK	RUSSIA	29	0	0	0	-	12	-	-	-	-	-	
2004-05	SPRINGFIELD	AHL	3	0	1	1	-	6	-	-	-	-	-	
	VICTORIA	ECHL	32	5	12	17	-	12	-	-	-	-	-	
2005-06	KHIMIK	RUSSIA	45	2	14	16	-	70	9	2	1	3	10	
2006-07	CHEREPOVETS	RUSSIA	52	2	14	16	-	97	5	0	0	0	4	
2007-08	CHEREPOVETS	RUSSIA	57	7	13	20	-	86	8	2	0	2	12	
2008-09	MYTISHCHI	KHL	43	10	10	20	-	28	7	1	1	2	4	
2009-10	ATLANT	KHL	51	5	12	17	-	34	4	0	0	0	0	
2010-11	ATLANT	KHL	51	5	12	17	-	34	24	2	5	7	12	
2011-12	ATLANT	KHL	50	6	14	20	-	24	10	0	0	0	6	
2012-13	SALAVAT YULAEV	KHL	48	5	6	11	-	22	14	0	3	3	12	
2013-14	SALAVAT YULAEV	KHL	40	3	6	9	-	35	5	0	0	0	2	
2014-15	SALAVAT YULAEV	KHL	58	4	12	16	-	24	5	0	1	1	2	



NIKITA GUSEV

POSITION Left Wing

SHOOTS Right

HEIGHT 5-9

ACQUIRED Selected in the seventh round, 202nd overall, at the 2012 NHL Entry Draft

WEIGHT 163

BORN July 8, 1992 (Moscow, Russia)

CAREER STATISTICS

SEASON	TEAM	LEAGUE	REGULAR SEASON						PLAYOFFS				
			GP	G	A	TP	+/-	PIM	GP	G	A	TP	PIM
2009-10	CSKA 2	MHL	48	17	40	57	-	14	5	1	2	3	0
2010-11	CSKA	KHL	18	1	0	1	-	2	-	-	-	-	-
	CSKA 2	MHL	38	22	37	59	-	14	16	17	10	27	6
2011-12	CSKA	KHL	15	2	1	3	-	0	1	0	0	0	0
	CSKA 2	MHL	34	30	46	76	-	26	19	16	17	33	0
2012-13	CSKA	KHL	6	0	1	1	-	0	-	-	-	-	-
	AMUR	KHL	24	4	8	12	-	6	12	1	4	5	6
2013-14	YUGRA	KHL	44	8	6	14	-	10	-	-	-	-	-
2014-15	YUGRA	KHL	55	21	16	37	-	12	-	-	-	-	-

BE THE THUNDER



BOKONDJI IMAMA

POSITION Left Wing

SHOOTS Left

HEIGHT 6-1

ACQUIRED Selected in the sixth round, 180th overall, at the 2015 NHL Entry Draft

WEIGHT 222

BORN August 3, 1996 (Montreal, Quebec)

CAREER STATISTICS

SEASON	TEAM	LEAGUE	REGULAR SEASON						PLAYOFFS				
			GP	G	A	TP	+/-	PIM	GP	G	A	TP	PIM
2012-13	BAIE-COMEAU	OMJHL	44	3	3	6	-	34	5	0	0	0	9
2013-14	BAIE-COMEAU	OMJHL	59	7	8	15	-	101	14	0	4	4	14
2014-15	BAIE-COMEAU	OMJHL	36	10	9	19	-	89	-	-	-	-	-
	SAINT JOHN	OMJHL	23	3	6	9	-	48	5	0	1	1	6

BE THE THUNDER



BRIAN HART

POSITION Right Wing

SHOOTS Right

HEIGHT 6-3

ACQUIRED Selected in the second round, 53rd overall, at the 2012 NHL Entry Draft

WEIGHT 222

BORN November 25, 1993 (Cumberland, Maine)

CAREER STATISTICS

SEASON	TEAM	LEAGUE	REGULAR SEASON						PLAYOFFS				
			GP	G	A	TP	+/-	PIM	GP	G	A	TP	PIM
2010-11	PHILLIPS EXETER	USHS	27	29	32	61	-	12	-	-	-	-	-
2011-12	PHILLIPS EXETER	USHS	29	31	34	65	-	20	-	-	-	-	-
2012-13	HARVARD	ECAC	30	5	13	18	-	10	-	-	-	-	-
2013-14	HARVARD	ECAC	31	6	9	15	-	22	-	-	-	-	-
2014-15	HARVARD	ECAC	37	7	10	17	-	21	-	-	-	-	-



MATHIEU JOSEPH

POSITION Right Wing

SHOOTS Right

HEIGHT 6-1

ACQUIRED Selected in the fourth round, 120th overall, at the 2015 NHL Entry Draft

WEIGHT 168

BORN February 9, 1997 (Chambly, Quebec)

CAREER STATISTICS

SEASON	TEAM	LEAGUE	REGULAR SEASON						PLAYOFFS				
			GP	G	A	TP	+/-	PIM	GP	G	A	TP	PIM
2013-14	SAINT JOHN	QMJHL	30	1	10	11	-	10	-	-	-	-	-
2014-15	SAINT JOHN	QMJHL	59	21	21	42	-	22	5	1	2	3	4



DENIS KAZIONOV

POSITION Left Wing

SHOOTS Left

HEIGHT 6-3

ACQUIRED Selected in the seventh round, 198th overall, at the 2006 NHL Entry Draft

WEIGHT 187

BORN December 8, 1987 (Perm, USSR)

CAREER STATISTICS

SEASON	TEAM	LEAGUE	REGULAR SEASON							PLAYOFFS				
			GP	G	A	TP	+/-	PIM	GP	G	A	TP	PIM	
2005-06	TVER	RUSSIA	26	0	1	1	-	12	-	-	-	-	-	
2006-07	TVER	RUSSIA	24	2	1	3	-	8	2	0	0	0	2	
2007-08	NOVOKUZNEZK	RUSSIA	8	0	0	0	-	8	-	-	-	-	-	
	OMSK	RUSSIA	18	0	0	0	-	4	3	0	0	0	6	
	OMSK-2	RUSSIA-3	13	10	6	16	-	16	-	-	-	-	-	
2008-09	KHABAROVSK	KHL	6	0	0	0	-	6	-	-	-	-	-	
	MLADA BOLESNAV	CZECH	24	3	4	7	-	95	-	-	-	-	-	
2009-10	YEKATERINBURG	KHL	51	5	4	9	-	20	4	0	0	0	6	
2010-11	NOVOKUZNETSK	KHL	4	0	1	1	-	29	-	-	-	-	-	
	CHELYABINSK	KHL	3	0	0	0	-	-	-	-	-	-	-	
2011-12	AVTOMOBILIST	KHL	47	3	6	9	-	81	-	-	-	-	-	
2012-13	SEVERSTAL	KHL	45	14	8	22	-	30	9	2	1	3	56	
2013-14	AVANGARD OMSK	KHL	38	5	4	9	-	41	-	-	-	-	-	
2014-15	TORPEDO NIZHNY NOVGOROD	KHL	48	5	3	8	-	44	5	0	0	0	4	



DIMITRI KAZIONOV

POSITION Center

SHOOTS Left

HEIGHT 6-3

ACQUIRED Selected in the fourth round, 100th overall, at the 2002 NHL Entry Draft

WEIGHT 185

BORN May 13, 1984 (Moscow, USSR)

CAREER STATISTICS

SEASON	TEAM	LEAGUE	REGULAR SEASON							PLAYOFFS				
			GP	G	A	TP	+/-	PIM	GP	G	A	TP	PIM	
1999-00	DYNAMO-2	RUSSIA-3	2	1	0	1	-	0	-	-	-	-	-	
2000-01	TVER	RUSSIA-2	33	1	1	2	-	6	-	-	-	-	-	
2001-02	CSKA	RUSSIA-2	2	0	1	1	-	0	-	-	-	-	-	
	CSKA-2	RUSSIA-3	10	1	0	1	-	4	-	-	-	-	-	
	TOGLIATTI	RUSSIA	3	0	0	0	-	0	-	-	-	-	-	
2002-03	TOGLIATTI	RUSSIA	5	0	1	1	-	4	-	-	-	-	-	
	TOGLIATTI	RUSSIA-2	34	14	13	27	-	26	-	-	-	-	-	
2003-04	TOGLIATTI 2	RUSSIA-3	5	3	2	5	-	0	4	0	0	0	0	
	TOGLIATTI	RUSSIA	47	5	5	10	-	34	5	0	0	0	4	
	RUSSIA	WJC-A	6	1	1	2	-	2	-	-	-	-	-	
2004-05	TOGLIATTI	RUSSIA	46	3	7	10	-	32	2	0	0	0	0	
2005-06	TOGLIATTI	RUSSIA	13	0	3	3	-	18	-	-	-	-	-	
	DYNAMO	RUSSIA	27	2	2	4	-	24	4	1	0	1	6	
2006-07	AK BARS 2	RUSSIA-3	-	-	-	-	-	-	-	-	-	-	-	
	AK BARS	RUSSIA	48	10	11	21	-	34	13	2	3	5	4	
	AK BARS	ECC	3	0	0	0	-	0	-	-	-	-	-	
2007-08	AK BARS	RUSSIA	56	7	13	20	-	46	10	0	3	3	16	
2008-09	AK BARS	KHL	55	9	11	30	-	30	21	2	6	8	12	
2009-10	AK BARS	KHL	52	18	9	27	-	18	22	3	5	8	12	
2010-11	AK BARS	KHL	44	2	4	6	-	32	5	0	0	0	4	
2011-12	AK BARS	KHL	13	1	2	3	-	10	-	-	-	-	-	
	MAGNITOGOR	KHL	30	4	3	7	-	16	10	0	0	0	8	
2012-13	MAGNITOGOR	KHL	52	16	8	24	-	36	7	1	0	1	2	
2013-14	MAGNITOGOR	KHL	48	1	7	8	-	22	19	1	2	3	20	
2014-15	TORPEDO NIZHNY NOVGOROD	KHL	58	2	9	11	-	81	5	0	1	1	6	



VASILY KOSHECHKIN

POSITION Goaltender

CATCHES Left

HEIGHT 6-6


ACQUIRED Selected in the eighth round, 233rd overall, at the 2002 NHL Entry Draft

WEIGHT 210

BORN March 27, 1983 (Togliatti, USSR)

CAREER STATISTICS

SEASON	TEAM	LEAGUE	REGULAR SEASON								PLAYOFFS								
			GP	W	L	T	MIN	GA	SO	AVG	GP	W	L	MIN	SO	AVG			
2001-02	LADA TOGLIATTI	RUSSIA-2	---- STATISTICS UNAVAILABLE ----												-	-	-	-	-
	LADA TOGLIATTI	RUSSIA	1	-	-	-	-	-	-	-	-	-	-	-	-	-			
2002-03	OLYMPIA-KIROVO	RUSSIA-2	10	-	-	-	-	-	-	-	-	-	-	-	-	-			
	NEFTYANIK-ALMET.	RUSSIA-2	9	-	-	-	-	-	-	-	-	-	-	-	-	-			
2003-04	TOGLIATTI 2	RUSSIA-3	13	-	-	-	-	-	-	-	-	-	-	-	-	-			
	TOGLIATTI	RUSSIA	8	-	-	-	247	10	0	2.47	1	-	-	40	1	1.33			
2004-05	TOGLIATTI	RUSSIA	4	-	-	-	121	5	0	2.47	-	-	-	-	-	-			
2005-06	TOGLIATTI	RUSSIA	41	-	-	-	2375	63	9	1.59	8	-	-	474	1	2.53			
2006-07	TOGLIATTI	RUSSIA	42	-	-	-	-	-	-	2.02	3	-	-	-	-	4.25			
	WC	RUSSIA	3	-	-	-	-	-	-	2.67	-	-	-	-	-	-			
2007-08	KAZAN	RUSSIA	19	-	-	-	990	45	0	2.73	-	-	-	-	-	-			
2008-09	TOGLIATTI	KHL	43	21	16	6	2404	66	8	1.65	5	-	-	-	-	1.93			
2009-10	TOGLIATTI	KHL	23	8	9	6	1305	46	2	2.12	-	-	-	-	-	-			
	METALLURG	KHL	26	17	7	2	1536	47	6	1.84	9	5	4	535	1	2.02			
	RUSSIA	WC-A	3	30	0	0	180	3	0	1.00	-	-	-	-	-	-			
2010-11	SEVERSTAL	KHL	32	15	14	3	1809	88	2	2.92	-	-	-	-	-	-			
2011-12	SEVERSTAL	KHL	34	12	11	5	1795	71	6	2.37	6	2	4	364	1	1.32			
2012-13	SEVERSTAL	KHL	51	22	20	9	3103	110	8	2.13	10	4	6	653	1	2.57			
2013-14	MAGNITOGORSK	KHL	51	30	12	8	3003	94	9	1.88	21	16	5	1371	2	1.97			
2014-15	MAGNITOGORSK	KHL	51	32	10	6	2897	90	5	1.86	10	5	5	594	1	2.02			



JOHNATHAN MACLEOD

POSITION Defenseman

SHOOTS Right

HEIGHT 6-2

ACQUIRED Selected in the second round, 57th overall, at the 2014 NHL Entry Draft

WEIGHT 198

BORN June 2, 1996 (Dracut, Massachusetts)

CAREER STATISTICS

SEASON	TEAM	LEAGUE	REGULAR SEASON							PLAYOFFS				
			GP	G	A	TP	+/-	PIM	GP	G	A	TP	PIM	
2012-13	USA-U17	USHL	49	0	5	5	-	93	-	-	-	-	-	
2013-14	USA-U18	USHL	44	2	5	7	-	74	-	-	-	-	-	
2014-15	BOSTON UNIV.	NCAA	37	2	7	9	-	58	-	-	-	-	-	



DOMINIK MASIN

POSITION Defenseman

SHOOTS Left

HEIGHT 6-2

ACQUIRED Selected in the second round, 35th overall, at the 2014 NHL Entry Draft

WEIGHT 195

BORN February 1, 1996 (Mastec Kralove, Czech Republic)

CAREER STATISTICS

SEASON	TEAM	LEAGUE	REGULAR SEASON							PLAYOFFS				
			GP	G	A	TP	+/-	PIM	GP	G	A	TP	PIM	
2012-13	SLAVIA JR.	CZECH JR.	25	1	2	3	-	36	4	0	0	0	8	
	SLAVIA U-18	CZECH JR. U18	12	3	3	6	-	93	12	2	5	7	10	
2013-14	SLAVIA JR.	CZECH JR.	39	2	19	21	-	86	16	9	14	23	22	
2014-15	PETERBOROUGH	OHL	48	7	19	26	-	111	15	7	15	22	22	
	CZECH REPUBLIC U20	WJC-20	5	0	1	1	-	2	-	-	-	-	-	



BRENDAN O'DONNELL

POSITION Center

SHOOTS Left

HEIGHT 6-1


ACQUIRED Selected in the sixth round, 156th overall, at the 2010 NHL Entry Draft

WEIGHT 200

BORN June 25, 1992 (Flin Flon, Manitoba)

CAREER STATISTICS

SEASON	TEAM	LEAGUE	REGULAR SEASON							PLAYOFFS				
			GP	G	A	TP	+/-	PIM	GP	G	A	TP	PIM	
2009-10	WINNIPEG	MJHL	53	29	32	61	-	55	-	-	-	-	-	
2010-11	PENTICTON	BCHL	58	29	43	72	-	28	6	1	5	6	9	
2011-12	U. OF NORTH DAKOTA	WCHA	17	5	1	6	-	6	-	-	-	-	-	
2012-13	U. OF NORTH DAKOTA	WCHA	29	2	8	10	-	20	-	-	-	-	-	
2013-14	U. OF NORTH DAKOTA	WCHA	35	7	11	18	-	10	-	-	-	-	-	
2014-15	U. OF NORTH DAKOTA	WCHA	40	13	8	21	-	35	-	-	-	-	-	



JAMES MULLIN

POSITION Center / Right Wing

SHOOTS Right

HEIGHT 5-11

ACQUIRED Selected in the fourth round, 118th overall, at the 2010 NHL Entry Draft

WEIGHT 157

BORN February 24, 1992 (Philadelphia, Pennsylvania)

CAREER STATISTICS

SEASON	TEAM	LEAGUE	REGULAR SEASON							PLAYOFFS				
			GP	G	A	TP	+/-	PIM	GP	G	A	TP	PIM	
2010-11	FARGO	USHL	52	23	27	60	-	26	5	0	0	0	0	
2011-12	MIAMI (OHIO)	NCHC	37	11	15	26	-	10	-	-	-	-	-	
2012-13	MIAMI (OHIO)	NCHC	38	6	8	14	-	14	-	-	-	-	-	
2013-14	MIAMI (OHIO)	NCHC	19	1	6	7	-	23	-	-	-	-	-	
2014-15	MIAMI (OHIO)	NCHC	-	-	-	-	-	-	-	-	-	-	-	



KRISTIAN OLDHAM

POSITION Goaltender

CATCHES Left

HEIGHT 6-2


ACQUIRED Selected in the sixth round, 153rd overall, at the 2015 NHL Entry Draft

WEIGHT 203

BORN June 25, 1997 (Anchorage, Alaska)

CAREER STATISTICS

SEASON	TEAM	LEAGUE	GP	REGULAR SEASON							PLAYOFFS				
				W	L	T	MIN	GA	SO	GAA	SV%	GP	W	L	GAA
2013-14	KENAI RIVER	NAHL	23	11	6	4	1288	68	1	3.17	.901	1	-	-	3.00
2014-15	OMAHA	USHL	32	21	6	4	1814	77	1	2.55	.906	3	0	3	2.73



MATTHEW PECA

POSITION Center

SHOOTS Left

HEIGHT 5-9

ACQUIRED Selected in the seventh round, 201st overall, at the 2011 NHL Entry Draft

WEIGHT 175

BORN April 27, 1993 (Petawawa, Ontario)

CAREER STATISTICS

SEASON	TEAM	LEAGUE	REGULAR SEASON							PLAYOFFS				
			GP	G	A	TP	+/-	PIM	GP	G	A	TP	PIM	
2009-10	PEMBROKE	CCHL	60	21	26	47	-	10	5	3	3	6	6	
2010-11	PEMBROKE	CCHL	50	26	46	72	-	14	14	11	10	21	6	
2011-12	QUINNIPIAC	ECAC	39	8	31	39	-	12	-	-	-	-	-	
2012-13	QUINNIPIAC	ECAC	39	15	15	30	-	36	-	-	-	-	-	
2013-14	QUINNIPIAC	ECAC	40	12	26	38	-	16	-	-	-	-	-	
2014-15	QUINNIPIAC	ECAC	39	7	29	36	-	27	-	-	-	-	-	
	SYRACUSE	AHL	8	1	3	4	-	0	3	1	1	2	0	



BRAYDEN POINT

POSITION Forward

SHOOTS Right

HEIGHT 5-9

ACQUIRED Selected in the third round, 79th overall, in the 2014 NHL Entry Draft

WEIGHT 178

BORN March 13, 1996 (Calgary, Alberta)

CAREER STATISTICS

SEASON	TEAM	LEAGUE	REGULAR SEASON							PLAYOFFS				
			GP	G	A	TP	+/-	PIM	GP	G	A	TP	PIM	
2011-12	MOOSE JAW	WHL	5	1	0	1	-	0	14	7	3	10	2	
2012-13	MOOSE JAW	WHL	67	24	33	57	-	26	-	-	-	-	-	
2013-14	MOOSE JAW	WHL	72	36	55	91	-	53	-	-	-	-	-	
2014-15	MOOSE JAW	WHL	60	38	49	87	-	46	-	-	-	-	-	
	SYRACUSE	AHL	9	2	2	4	-	2	2	0	0	0	0	
	CANADA U20	WJC-20	7	2	2	4	-	4	-	-	-	-	-	



ALEXANDER POLUSHIN

POSITION Center

SHOOTS Left

HEIGHT 6-3

ACQUIRED Selected in the second round, 47th overall, at the 2001 NHL Entry Draft

WEIGHT 200

BORN May 8, 1983 (Kirovo-Chepetsk, USSR)

CAREER STATISTICS

SEASON	TEAM	LEAGUE	REGULAR SEASON							PLAYOFFS				
			GP	G	A	TP	+/-	PIM	GP	G	A	TP	PIM	
1999-00	DYNAMO 2	RUSSIA-3	18	4	3	7	-	14	-	-	-	-	-	
	SPARTAK MOSCOW	RUSSIA-2	14	1	0	1	-	2	-	-	-	-	-	
2000-01	TVER	RUSSIA-2	38	10	5	15	-	10	-	-	-	-	-	
	RUSSIA	WJC-A	6	3	0	3	-	6	-	-	-	-	-	
2001-02	CSKA MOSCOW	RUSSIA-2	45	19	17	36	-	14	10	9	4	13	4	
2002-03	CSKA MOSCOW	RUSSIA	47	5	6	11	-	22	-	-	-	-	-	
	RUSSIA	WJC-A	6	2	6	8	-	4	-	-	-	-	-	
2003-04	CSKA MOSCOW	RUSSIA	13	5	2	7	-	4	-	-	-	-	-	
2004-05	CSKA MOSCOW	RUSSIA	17	3	4	7	-	4	-	-	-	-	-	
2005-06	CHEREPOVETS	RUSSIA	42	8	5	13	-	14	1	0	0	0	0	
2006-07	CHEREPOVETS	RUSSIA	-	-	-	-	-	-	-	-	-	-	-	
2007-08								N/A						
2008-09	KRYLIA SOVETOV	RUSSIA-2	64	22	21	43	-2	73	-	-	-	-	-	
2009-10	KRYLIA SOVETOV	RUSSIA-2	52	20	15	35	-	78	-	-	-	-	-	
2010-11								N/A						
2011-12	NEMAN GRODNO	BELARUS	50	22	21	43	-	41	15	4	6	10	6	
2012-13	NEMAN GRODNO	BELARUS	6	1	4	5	-	4	-	-	-	-	-	
2012-13	KOMPANION KIEV	UKRAINE	2	0	2	2	-	0	-	-	-	-	-	
2013-14								N/A						
2014-15								N/A						



SAKU SALMINEN

POSITION Center

SHOOTS Left

HEIGHT 6-3

ACQUIRED Selected in the 7th round, 184th overall, at the 2013 NHL Entry Draft.

WEIGHT 187

BORN October 10, 1994 (Helsinki, Finland)

CAREER STATISTICS

SEASON	TEAM	LEAGUE	REGULAR SEASON							PLAYOFFS				
			GP	G	A	TP	+/-	PIM	GP	G	A	TP	PIM	
2012-13	JOKERIT	FINLAND	13	1	1	2	-	2	-	-	-	-	-	
	K-VANTAA	FINLAND 2	12	1	4	5	-	0	-	-	-	-	-	
2013-14	K-VANTAA	FINLAND 2	13	0	2	2	-	16	-	-	-	-	-	
	JOKERIT	FINLAND	-	-	-	-	-	-	4	1	2	3	2	
2014-15	HPK	FINLAND	36	3	5	8	-	4	-	-	-	-	-	



PAVEL SEDOV

POSITION Right Wing

SHOOTS Left

HEIGHT 6-3

ACQUIRED Selected in the fifth round, 161st overall, at the 2000 NHL Entry Draft.

WEIGHT 200

BORN January 12, 1982 (Voskresensk, USSR)

CAREER STATISTICS

SEASON	TEAM	LEAGUE	REGULAR SEASON						PLAYOFFS				
			GP	G	A	TP	+/-	PIM	GP	G	A	TP	PIM
1999-00	VOSKRESENSK	RUSSIA-2	10	0	0	0	-	2	-	-	-	-	-
2000-01	VOSKRESENSK	RUSSIA-2	38	2	1	3	-	10	-	-	-	-	-
2001-02	VOSKRESENSK-2	RUSSIA-3	12	4	1	5	-	0	-	-	-	-	-
	VOSKRESENSK	RUSSIA-2	18	3	1	4	-	0	4	2	0	4	0
2002-03	VOSKRESENSK	RUSSIA-2	25	1	5	6	-	6	-	-	-	-	-
2003-04	THC TVER	RUSSIA-2	26	2	6	8	-	6	-	-	-	-	-
	VOSKRESENSK	RUSSIA	10	1	0	1	-	2	-	-	-	-	-
	VOSKRESENSK	RUSSIA-3	-	-	-	-	-	-	-	-	-	-	-
2004-05	HK TVER	RUSSIA-3	-	-	-	-	-	-	-	-	-	-	-
2005-06	VOSKRESENSK	RUSSIA-3	-	-	-	-	-	-	-	-	-	-	-
2006-07	RYAZAN	RUSSIA-3	-	-	-	-	-	-	-	-	-	-	-
2007-08	RYAZAN	RUSSIA-2	50	6	10	16	-	14	-	-	-	-	-
2008-09	RYAZAN	RUSSIA-2	63	13	13	26	-	18	-	-	-	-	-
2009-10	RYAZAN	RUSSIA-2	49	14	8	22	-	18	-	-	-	-	-
2010-11	RYAZAN	RUSSIA-2	52	11	7	18	-	14	3	0	0	0	0
2011-12	RYAZAN	VHL	53	4	8	12	-	59	-	-	-	-	-
2012-13	SMOLENSK	RUSSIA-3	47	17	12	29	-	28	-	-	-	-	-
2013-14	SMOLENSK	RUSSIA-3	44	16	13	29	-	12	8	1	1	2	2
2014-15	HK TAMBOV	RUSSIA-3	26	2	0	2	-	6	-	-	-	-	-



VITALI SMOLYANINOV

POSITION Center

SHOOTS Left

HEIGHT 6-3

ACQUIRED Selected in the ninth round, 261st overall, at the 2001 NHL Entry Draft.

WEIGHT 235

BORN August 5, 1983 (Nizhnekamsk, USSR)

CAREER STATISTICS

SEASON	TEAM	LEAGUE	REGULAR SEASON						PLAYOFFS				
			GP	G	A	TP	+/-	PIM	GP	G	A	TP	PIM
2000-01	NEFTEKHIMIK	RUSSIA-2	-----STATISTICS UNAVAILABLE-----										
2001-02	NIZHNEKAMSK	RUSSIA-3	-----STATISTICS UNAVAILABLE-----										
2002-03	VORONEZH	RUSSIA-2	14	1	1	2	-	12	-	-	-	-	-
	KAZAKHSTAN	WJC-B	5	1	2	3	-	4	-	-	-	-	-
2003-04	KAZAKHMIS	RUSSIA-2	19	0	1	1	-	32	-	-	-	-	-
	KAZAKHMIS-2	RUSSIA-3	-----STATISTICS UNAVAILABLE-----										
2004-05	KAZAKHMIS	RUSSIA-2	20	1	5	6	-	10	-	-	-	-	-
2005-06	IRTVSH	RUSSIA-2	14	8	6	14	-	14	-	-	-	-	-
	IRTVSH	RUSSIA-3	-	-	-	-	-	-	-	-	-	-	-
2006-07	BARYS	RUSSIA-2	-	-	-	-	-	-	-	-	-	-	-
2007-08	ASTANA	RUSSIA-2	51	18	21	39	-	54	7	1	1	2	2
2008-09	ASTANA	KHL	14	1	2	3	-	10	-	-	-	-	-
	YUGRA	RUSSIA-2	2	0	1	1	-	2	-	-	-	-	-
	GAZOVIK	RUSSIA-2	20	7	7	14	-	12	-	-	-	-	-
2009-10	TYUMEN	RUSSIA-2	36	5	18	23	-	24	7	3	1	4	2
2010-11	TYUMEN	RUSSIA-2	34	8	7	15	-	40	12	2	2	4	20
2011-12	KAZZINC	VHL	30	9	7	16	-	26	5	0	3	3	2
	KAZZINC 2	KAZAKHSTAN	1	0	1	1	-	0	-	-	-	-	-
2012-13	KAZZINC	VHL	4	1	1	2	-	0	-	-	-	-	-
	ALMATY	KAZAKHSTAN	33	11	9	20	-	28	5	1	3	4	4
2013-14	KRASNOYARSK	VHL	41	8	10	18	-	38	4	0	0	0	2
2014-15	TEMIRTAU	KHL	42	14	11	25	-	18	6	2	2	4	4



ILJA SOLAREV

POSITION Left Wing

SHOOTS Left

HEIGHT 6-3

ACQUIRED Selected in the ninth round, 281st overall, at the 2001 NHL Entry Draft.

WEIGHT 198

BORN August 2, 1982 (Russia)

CAREER STATISTICS

SEASON	TEAM	LEAGUE	REGULAR SEASON						PLAYOFFS				
			GP	G	A	TP	+/-	PIM	GP	G	A	TP	PIM
2000-01	MOLOT PERM	RUSSIA JR.	STATISTICS UNAVAILABLE										
	MOLOT PERM	RUSSIA	5	0	0	0	-	0	-	-	-	-	-
2001-02	LENINGORSK	RUSSIA-2	31	3	5	8	-	20	-	-	-	-	-
	TAMBOV	RUSSIA-3	2	0	0	0	-	0	-	-	-	-	-
2002-03	BREST	BELARUS	STATISTICS UNAVAILABLE										
2003-04	MOTOR BARNAUL	RUSSIA-2	34	6	6	12	-	20	-	-	-	-	-
2004-05	ENERGIA	RUSSIA-2	36	3	2	5	-	28	3	0	0	0	0
2005-06	LIPETSK	RUSSIA-2	49	4	6	10	-	30	3	0	0	0	0
2006-07	SATPAEV	RUSSIA-2	41	16	14	30	-	22	-	-	-	-	-
	SATPAEV	RUSSIA-2	21	7	2	9	-	12	-	-	-	-	-
2007-08	SATPAEV	RUSSIA-2	29	10	10	20	-	24	-	-	-	-	-
	ASTANA	RUSSIA-2	22	4	9	13	-	26	7	2	1	3	6
2008-09	ASTANA	KHL	46	8	8	16	-	4	-	-	-	-	-
2009-10	ASTANA	KHL	37	5	4	9	-	20	3	0	1	1	4
	KAZAKHSTAN	WC-A	6	0	0	0	-	2	-	-	-	-	-
2010-11	ASTANA	KHL	4	1	1	2	-	2	4	0	0	0	2
2011-12	PAVLODAR	KAZAKHSTAN	49	20	22	42	-	24	10	2	5	7	8
2012-13	ASTANA	KHL	32	1	4	5	-	12	7	0	0	0	0
2013-14	DANBURY	FHL	33	17	25	42	-	22	5	1	4	5	4
2014-15	DANBURY	FHL	47	25	35	60	-	12	3	3	0	3	2



MATTHEW SPENCER

POSITION Defenseman

SHOOTS Right

HEIGHT 6-2

ACQUIRED Selected in the second round, 44th overall, at the 2015 NHL Entry Draft.

WEIGHT 204

BORN March 24, 1997 (Guelph, Ontario)

CAREER STATISTICS

SEASON	TEAM	LEAGUE	REGULAR SEASON						PLAYOFFS				
			GP	G	A	TP	+/-	PIM	GP	G	A	TP	PIM
2013-14	PETERBOROUGH	OHL	64	1	14	15	-	33	11	0	4	4	19
2014-15	PETERBOROUGH	OHL	67	6	24	30	-	64	5	1	0	1	2
	CANADA U18	WJC-18	7	0	2	2	-	4	-	-	-	-	-



MITCHELL STEPHENS

POSITION Center

SHOOTS Right

HEIGHT 6-0

ACQUIRED Selected in the second round, 33rd overall, at the 2015 NHL Entry Draft.

WEIGHT 193

BORN February 5, 1997 (Peterborough, Ontario)

CAREER STATISTICS

SEASON	TEAM	LEAGUE	REGULAR SEASON						PLAYOFFS				
			GP	G	A	TP	+/-	PIM	GP	G	A	TP	PIM
2013-14	SAGINAW	OHL	57	9	12	21	-	8	5	0	2	2	2
2014-15	SAGINAW	OHL	62	22	26	48	-	44	4	0	0	0	-
	CANADA U18	WJC-18	7	5	5	10	-	10	-	-	-	-	-



JONNE TAMMELA

POSITION Right Wing

SHOOTS Left

HEIGHT 5-10


ACQUIRED Selected in the fourth round, 118th overall, at the 2015 NHL Entry Draft

WEIGHT 180

BORN August 5, 1997 (Woodbridge, Ontario)

CAREER STATISTICS

SEASON	TEAM	LEAGUE	REGULAR SEASON						PLAYOFFS				
			GP	G	A	TP	+/-	PIM	GP	G	A	TP	PIM
2014-15	KALPA U20	FINLAND JR.	26	11	16	27	-	26	-	-	-	-	-
	KALPA	FINLAND	32	4	0	4	-	6	4	0	0	0	4
	FINLAND U18	WJC-18	7	1	4	5	-	4	-	-	-	-	-



BEN THOMAS

POSITION Defenseman

SHOOTS Right

HEIGHT 6-2

ACQUIRED Selected in the fourth round, 119th overall, in the 2014 NHL Entry Draft

WEIGHT 181

BORN May 28, 1996 (Calgary, Alberta)

CAREER STATISTICS

SEASON	TEAM	LEAGUE	REGULAR SEASON						PLAYOFFS				
			GP	G	A	TP	+/-	PIM	GP	G	A	TP	PIM
2012-13	CALGARY	WHL	7	0	0	0	-	0	1	0	0	0	0
2013-14	CALGARY	WHL	72	7	24	31	-	39	6	1	5	6	13
2014-15	CALGARY	WHL	60	7	24	31	-	28	17	0	4	4	2



ALBERT VISHNYAKOV

POSITION Left Wing

SHOOTS Right

HEIGHT 6-0

ACQUIRED Selected in the ninth round, 273rd overall, at the 2003 NHL Entry Draft

WEIGHT 185

BORN December 30, 1983 (Almyetevsk, USSR)

CAREER STATISTICS

SEASON	TEAM	LEAGUE	REGULAR SEASON						PLAYOFFS				
			GP	G	A	TP	+/-	PIM	GP	G	A	TP	PIM
2000-01	NEFTYANIK	RUSSIA-2	24	0	0	0	-	2	-	-	-	-	-
2001-02	TORPEDO NIZHNY KAZAN	RUSSIA	6	1	0	1	-	0	-	-	-	-	-
	KAZAN	RUSSIA	9	0	1	1	-	2	-	-	-	-	-
2002-03	KAZAN	RUSSIA	46	7	6	13	-	47	5	1	0	1	0
2003-04	NEFTEKHIMIK KAZAN	RUSSIA	10	2	3	5	-	10	-	-	-	-	-
	KAZAN	RUSSIA	10	1	1	2	-	8	-	-	-	-	-
	KAZAN	RUSSIA-3	STATISTICS UNAVAILABLE										
2004-05	DYNAMO MOSCOW	RUSSIA	28	1	2	3	-	10	-	-	-	-	-
2005-06	DYNAMO MOSCOW	RUSSIA	48	9	3	12	-	78	3	0	0	0	0
2006-07	DYNAMO MOSCOW	RUSSIA	33	9	6	15	-	36	1	0	0	0	0
2007-08	SPARTAK MOSCOW	RUSSIA	8	2	0	2	-	14	-	-	-	-	-
	NOVOKUZEK	RUSSIA	19	1	7	8	-	12	-	-	-	-	-
2008-09	NOVOKUZEK	KHL	50	6	9	15	-	28	-	-	-	-	-
2009-10	NOVOKUZEK	KHL	52	11	9	20	-	42	-	-	-	-	-
2010-11	NIZHNEKAMSK	KHL	9	0	0	0	-	8	-	-	-	-	-
2011-12	ALMETIEVSK	VHL	28	4	9	13	-	57	-	-	-	-	-
2011-12	VOLZHSK	VHL	16	4	6	10	-	36	5	0	3	3	6
2012-13	VOLZHSK	VHL	26	2	11	13	-	24	-	-	-	-	-
	NEFTYANIK	VHL	2	0	0	0	-	0	-	-	-	-	-
2013-14	ASTANA	KAZAKHSTAN	30	8	6	14	-	42	-	-	-	-	-
	ATYRAU	KAZAKHSTAN	16	9	7	16	-	36	13	2	4	6	39
2014-15	HK LIPETSK	VHL	50	16	10	26	50	50	5	0	3	3	6



DANIEL WALCOTT

POSITION Defenseman

SHOOTS Left

HEIGHT 5-11

ACQUIRED Traded from the New York Rangers for a 2015 seventh round draft pick

WEIGHT 170

BORN February 19, 1994 (Île Perrot, Quebec)

CAREER STATISTICS

SEASON	TEAM	LEAGUE	REGULAR SEASON							PLAYOFFS				
			GP	G	A	TP	+/-	PIM	GP	G	A	TP	PIM	
2013-14	BLAINVILLE-BOISBRAND	QMJHL	67	10	29	39	-	71	19	4	6	10	18	
2014-15	BLAINVILLE-BOISBRAND	QMJHL	54	7	34	41	-	40	6	1	3	4	4	
	HARTFORD	AHL	1	0	0	0	-	0	-	-	-	-	-	



RYAN ZUHLSDORF

POSITION Defenseman

SHOOTS Left

HEIGHT 5-11

ACQUIRED Selected in the fifth round, 150th overall, at the 2015 NHL Entry Draft

WEIGHT 188

BORN July 1, 1997 (Edina, Minnesota)

CAREER STATISTICS

SEASON	TEAM	LEAGUE	REGULAR SEASON							PLAYOFFS				
			GP	G	A	TP	+/-	PIM	GP	G	A	TP	PIM	
2014-15	STOUX CITY	USHL	56	3	16	19	-	58	5	0	2	2	0	



DENNIS YAN

POSITION Left Wing

SHOOTS Left

HEIGHT 6-2

ACQUIRED Selected in the third round, 64th overall, at the 2015 NHL Entry Draft.

WEIGHT 192

BORN April 14, 1997 (Portland, Oregon)

CAREER STATISTICS

SEASON	TEAM	LEAGUE	REGULAR SEASON							PLAYOFFS				
			GP	G	A	TP	+/-	PIM	GP	G	A	TP	PIM	
2013-14	U.S. NATIONAL U17	USDP	48	12	16	28	-	57	-	-	-	-	-	
2014-15	SHAWINIGAN	QMJHL	59	33	31	64	-	71	7	7	1	8	6	

OPPONENTS



ANAHEIM DUCKS



2695 E. Katella Avenue
Anaheim, CA 92806
Phone: (714) 940-2900
Website: ducks.nhl.com
Team Colors: Black, Gold, Orange, White
Inaugural Season: 1993-94
Arena: Honda Center (17,174)
Stanley Cup Titles: 1 (2007)
Television: KQOP-TV, Fox Sports West
Radio: KLA-AM 830
General Manager: Bob Murray
Head Coach: Bruce Boudreau
Assistant Coaches: Trent Yawney, Paul MacLean, Scott Niedermayer
Media & Communications Managers: Alex Gilchrist, Steve Hoem

2015-2016 SCHEDULE

DATE	SITE	TIME
November 21	Tampa Bay	7:00 PM
December 2	Anaheim	10:30 PM

ALL-TIME SERIES

SEASON	OVERALL						HOME						ROAD											
	GP	W	L	T	OTL	PTS	GF	GA	GP	W	L	T	OTL	PTS	GF	GA	GP	W	L	T	OTL	PTS	GF	GA
2014-15	2	2	0	-	1	4	9	4	1	1	0	-	0	2	5	3	1	1	0	-	0	2	4	1
2013-14	2	1	0	-	1	3	5	2	1	1	0	-	-	2	5	1	1	0	0	-	1	1	0	1
2012-13	-	-	-	-	-	-	-	-	-	-	-	-	-	-	-	-	-	-	-	-	-	-	-	-
2011-12	1	1	0	-	-	2	3	2	1	1	0	-	0	2	3	2	-	-	-	-	-	-	-	-
2010-11	1	0	0	-	1	2	3	-	-	-	-	-	-	-	-	-	1	0	0	-	1	1	2	3
2009-10	2	0	0	-	2	2	4	6	1	0	0	-	1	1	1	2	1	0	0	-	1	1	3	4
2008-09	1	1	0	-	0	2	4	3	-	-	-	-	-	-	-	-	1	1	0	-	0	2	4	3
2007-08	-	-	-	-	-	-	-	-	-	-	-	-	-	-	-	-	-	-	-	-	-	-	-	-
2006-07	1	0	1	-	0	0	3	4	1	0	1	-	0	0	3	4	0	0	0	-	0	0	0	0
2005-06	1	0	1	-	0	0	2	4	-	-	-	-	-	-	-	-	1	0	1	-	0	0	2	4
2004-05	-	-	-	-	-	-	-	-	-	-	-	-	-	-	-	-	-	-	-	-	-	-	-	-
2003-04	1	0	1	0	0	0	0	2	1	0	1	0	0	0	0	2	-	-	-	-	-	-	-	-
2002-03	1	1	0	0	0	2	2	0	1	1	0	0	0	2	2	0	-	-	-	-	-	-	-	-
2001-02	2	2	0	0	0	4	6	4	1	1	0	0	0	2	3	2	1	1	0	0	0	2	3	2
2000-01	1	0	1	0	0	0	1	3	-	-	-	-	-	-	-	-	1	0	1	0	0	0	1	3
1999-00	2	1	1	0	0	2	6	5	1	0	1	0	0	0	2	3	1	1	0	0	0	2	4	2
1998-99	2	0	2	0	-	0	6	10	1	0	1	0	-	0	3	5	1	0	1	0	-	0	3	5
1997-98	2	0	2	0	-	0	3	9	1	0	1	0	-	0	1	4	1	0	1	0	-	0	2	5
1996-97	2	1	1	0	-	2	4	5	1	1	0	0	-	2	3	2	1	0	1	0	-	0	1	3
1995-96	2	1	0	1	-	3	4	3	1	1	0	0	-	2	2	1	1	0	0	1	-	1	2	2
1994-95	-	-	-	-	-	-	-	-	-	-	-	-	-	-	-	-	-	-	-	-	-	-	-	-
1993-94	2	1	1	0	-	2	5	6	1	0	1	0	-	0	1	4	1	1	0	0	-	2	4	2
TOTALS	28	12	11	1	4	29	69	75	14	7	6	0	1	15	34	35	14	5	5	1	3	14	35	40

SERIES INFORMATION

Last Lightning Win: Feb. 18, 2015 (Lightning 4 @ Anaheim 1)
Last Anaheim Win: Nov. 22, 2013 (Lightning 0 @ Anaheim 1, OT)
Last Tie: Mar. 3, 1996 (Lightning 2 @ Anaheim 2)
Last Lightning Overtime Win: None
Last Anaheim Overtime Win: Nov. 22, 2013 (Lightning 0 @ Anaheim 1)
Last Lightning Shootout Win: None
Last Anaheim Shootout Win: Jan. 29, 2010 (Anaheim 2 @ Lightning 1)
Last Lightning Shootout: Feb. 25, 2003 (Anaheim 0 @ Lightning 2)
Last Anaheim Shootout: Nov. 22, 2013 (Lightning 0 @ Anaheim 1, OT)
Last Lightning Win at Home: Feb. 8, 2015 (Anaheim 3 @ Lightning 5)
Last Anaheim Win at Home: Feb. 22, 2013 (Lightning 0 @ Anaheim 1, OT)
Last Lightning Win at Anaheim: Feb. 18, 2015 (Lightning 4 @ Anaheim 1)
Last Anaheim Win at Tampa Bay: Jan. 29, 2010 (Anaheim 2 @ Lightning 1, 50)
Most Goals by Lightning: 5, Nov. 14, 2013 (Anaheim 1 @ Lightning 5)
Most Goals by Anaheim: 5, 3x, Last: Feb. 5, 1999 (Anaheim 5 @ Lightning 3)
Most Goals by Both Teams: 8, 2x, Last: Feb. 5, 1999 (Anaheim 5 @ Lightning 3)
Last Lightning Hat Trick: None
Last Anaheim Hat Trick: None

2014-15 SEASON SUMMARY

WON: 2 LOST: 0 OT: 0

AT TAMPA BAY LIGHTNING

DATE	TEAM	OPPONENT	ATTEND	GOALTENDERS	W GOAL
8 Feb '15	Lightning 5	Ducks 3	19,204	Bishop vs. Andersen, Bryzgalov	Brian Boyle

AT ANAHEIM DUCKS

* - Overtime ** - Shootout

DATE	TEAM	OPPONENT	ATTEND	GOALTENDERS	W GOAL
18 Feb '15	Lightning 4	Ducks 1	17,284	Bishop vs. Gibson	Tyler Johnson

GOALS BY PERIOD

	1ST	2ND	3RD	OT	TOTAL
LIGHTNING	3	5	1	0	9
DUCKS	1	1	2	0	4

SHOTS BY PERIOD

	1ST	2ND	3RD	OT	TOTAL
LIGHTNING	18	29	8	0	55
DUCKS	11	17	25	0	53

INDIVIDUAL SCORING

TAMPA BAY LIGHTNING

Player	GP	G	A	P	+/-	PIM	PP	SH
Boyle	2	2	1	3	2	0	0	0
Filppula	2	1	2	3	-1	2	0	0
Stamkos	2	1	2	3	1	0	0	0
Palat	2	0	3	3	4	2	0	0
Kucherov	2	2	0	2	3	2	0	0
Callahan	2	1	1	2	1	0	0	0
Johnson	2	1	1	2	3	2	0	0
Stralman	2	1	1	2	5	0	0	0
Connolly	2	0	2	2	1	0	0	0
Drouin	2	0	1	1	1	0	0	0
Hedman	2	0	1	1	2	0	0	0
Killorn	2	0	1	1	1	0	0	0
Sustr	2	0	1	1	3	0	0	0
Garrison	1	0	1	1	1	0	0	0
Barberio	2	0	0	0	0	4	0	0
Brown	2	0	0	0	2	0	0	0
Nesterov	2	0	0	0	3	2	0	0
Paquette	2	0	0	0	-1	2	0	0
Witkowski	1	0	0	0	-1	5	0	0

Power Play: 0-8 (0.0%)

Penalty Killing: 6-7 (85.7%)

ANAHEIM DUCKS

Player	GP	G	A	P	+/-	PIM	PP	SH
Getzlaf	2	1	1	2	-2	0	0	0
Brewer	2	1	0	1	-2	0	0	0
Maroon	2	1	0	1	-2	9	0	0
Vatanen	1	1	0	1	0	0	1	0
Cogliano	2	0	1	1	0	0	0	0
Palmieri	2	0	1	1	-1	0	0	0
Perry	2	0	1	1	-3	0	0	0
Rakell	2	0	1	1	-2	0	0	0
Thompson	2	0	1	1	-1	2	0	0
Beleskey	1	0	1	1	1	0	0	0
Beauchemin	2	0	0	0	-3	2	0	0
Fowler	2	0	0	0	-4	0	0	0
Kesler	2	0	0	0	-1	4	0	0
Silverberg	2	0	0	0	-2	0	0	0
Smith-Pelly	2	0	0	0	-1	4	0	0
Stoner	2	0	0	0	0	0	0	0
Bourque	1	0	0	0	-2	2	0	0
Etem	1	0	0	0	-1	0	0	0
Jackman	1	0	0	0	-1	0	0	0
Lindholm	1	0	0	0	-2	0	0	0
Lovejoy	1	0	0	0	0	0	0	0
Manson	1	0	0	0	-1	0	0	0

Power Play: 1-7 (14.3%)

Penalty Killing: 8-8 (100.0%)

GOALTENDING

TAMPA BAY LIGHTNING

GOALIE	GP	MIN	W-L-OT	SO	GA	SA	SV	GAA	SV%
Bishop	2	120	2-0-0	0	4	53	49	2.00	0.925

ANAHEIM DUCKS

GOALIE	GP	MIN	W-L-OT	SO	GA	SA	SV	GAA	SV%
Bryzgalov	1	8	0-0-0	0	0	1	1	0.00	1.000
Gibson	1	60	0-1-0	0	4	32	28	4.00	0.875
Andersen	1	50	0-1-0	0	5	22	17	6.00	0.773

ARIZONA COYOTES



9400 W. Maryland Ave.
Glendale, AZ 85305
Phone (480) 563-7825
Website coyotes.nhl.com
Team Colors Maroon, Beige, Black, White
Inaugural Season 1979-80 (Relocated from Winnipeg in 1996)
Arena Gila River Arena (17,125)
Stanley Cup Titles None
Television Fox Sports Arizona
Radio KTAR-AM 620
General Manager Don Maloney
Head Coach Dave Tippett
Assistant Coaches Jim Playfair, Newell Brown, John Slaney
Media & Communications Managers Rich Nairn, Chris Wojcik, Greg Dillard

SERIES INFORMATION

Last Lightning Win: Feb 21, 2015 (Lightning 4 @ Arizona 2)
Last Arizona Win: Mar. 10, 2014 (Arizona 4 @ Lightning 3, SO)
Last Tie: None
Last Lightning Overtime Win: None
Last Arizona Overtime Win: None
Last Lightning Shootout Win: None
Last Arizona Shootout Win: Mar. 10, 2014 (Arizona 4 @ Lightning 3)
Last Lightning Shootout: Oct. 30, 2010 (Lightning 3 @ Arizona 0)
Last Arizona Shootout: Mar. 6, 1997 (Arizona 5 @ Lightning 0)
Last Lightning Win at Home: Oct. 28, 2014 (Arizona 3 @ Lightning 7)
Last Arizona Win at Home: Nov. 16, 2013 (Lightning 3 @ Arizona 6)
Last Lightning Win at Arizona: Feb 21, 2015 (Lightning 4 @ Arizona 2)
Last Arizona Win at Tampa Bay: Mar. 10, 2014 (Arizona 4 @ Lightning 3, SO)
Most Goals by Lightning: 8, Feb. 23, 2011 (Arizona 3 @ Lightning 8)
Most Goals by Arizona: 6, 2x, Last: Nov. 16, 2013 (Lightning 3 @ Arizona 6)
Most Goals by Both Teams: 11, 2x, Last: Feb. 23, 2011 (Arizona 3 @ Lightning 8)
Last Lightning Hat Trick: Nikita Kucherov, Oct. 28, 2014 (Arizona 3 @ Lightning 7)
Last Arizona Hat Trick: Teemu Selanne, Mar. 9, 1993 (Winnipeg 4 @ Lightning 2)

2015- 2016 SCHEDULE

DATE	SITE	TIME
February 23	Tampa Bay	7:30 PM
March 19	Arizona	10:00 PM

ALL-TIME SERIES

SEASON	OVERALL									HOME									ROAD								
	GP	W	L	T	OTL	PTS	GF	GA		GP	W	L	T	OTL	PTS	GF	GA		GP	W	L	T	OTL	PTS	GF	GA	
2014-15	2	2	0	-	0	4	11	5		1	1	0	-	0	2	7	3		1	1	0	-	0	2	4	2	
2013-14	2	0	1	-	1	1	6	10		1	0	0	-	1	1	3	4		1	0	1	-	0	0	3	6	
2012-13	-	-	-	-	-	-	-	-		-	-	-	-	-	-	-	-		-	-	-	-	-	-	-	-	
2011-12	1	1	0	-	0	2	4	3		-	-	-	-	-	-	-	-		1	1	0	-	0	2	4	3	
2010-11	2	2	0	-	0	4	11	3		1	1	0	-	0	2	8	3		1	1	0	-	0	2	3	0	
2009-10	2	1	1	-	0	2	5	3		1	0	1	-	0	0	1	2		1	1	0	-	0	2	4	1	
2008-09	1	0	1	-	0	0	2	3		-	-	-	-	-	-	-	-		1	0	1	-	0	0	2	3	
2007-08	-	-	-	-	-	-	-	-		-	-	-	-	-	-	-	-		-	-	-	-	-	-	-	-	
2006-07	1	1	0	-	0	2	5	3		1	1	0	-	0	2	5	3		-	-	-	-	-	-	-	-	
2005-06	1	1	0	-	0	2	3	1		-	-	-	-	-	-	-	-		1	1	0	-	0	2	3	1	
2004-05	-	-	-	-	-	-	-	-		-	-	-	-	-	-	-	-		-	-	-	-	-	-	-	-	
2003-04	1	1	0	0	0	2	5	1		1	1	0	0	0	2	5	1		-	-	-	-	-	-	-	-	
2002-03	2	2	0	0	0	4	8	2		1	1	0	0	0	2	4	2		1	1	0	0	0	2	4	0	
2001-02	1	1	0	0	0	2	3	0		-	-	-	-	-	-	-	-		1	1	0	0	0	2	3	0	
2000-01	2	0	2	0	0	0	4	8		1	0	1	0	0	0	2	5		1	0	1	0	0	0	2	3	
1999-00	1	0	1	0	0	0	1	3		-	-	-	-	-	-	-	-		1	0	1	0	0	0	1	3	
1998-99	2	1	1	0	-	2	5	6		1	1	0	0	-	2	4	2		1	0	1	0	-	0	1	4	
1997-98	2	1	1	0	-	2	4	6		1	1	0	0	-	2	2	1		1	0	1	0	-	0	2	5	
1996-97	2	1	1	0	-	2	2	5		1	0	1	0	-	0	5	1		1	1	0	0	-	2	2	0	
1995-96	2	1	1	0	-	2	8	8		1	1	0	0	-	2	6	3		1	0	1	0	-	0	2	5	
1994-95	-	-	-	-	-	-	-	-		-	-	-	-	-	-	-	-		-	-	-	-	-	-	-	-	
1993-94	2	1	1	0	-	2	6	6		1	0	1	0	-	0	3	4		1	1	0	0	-	2	3	2	
1992-93	4	1	3	0	-	2	13	16		2	0	2	0	-	0	7	10		2	1	1	0	-	2	6	6	
TOTALS	33	18	14	0	1	37	106	92		15	8	6	0	1	17	57	48		18	10	8	0	0	20	49	44	

2014-15 SEASON SUMMARY

WON: 2 LOST: 0 OT: 0

AT TAMPA BAY LIGHTNING

DATE	TEAM	OPPONENT	ATTEND	GOALTENDERS	W GOAL
28 Oct '14	Lightning 7	Coyotes 3	17,511	Bishop vs. Smith, Dubnyk	Brian Boyle

AT ARIZONA COYOTES

* - Overtime ** - Shootout

DATE	TEAM	OPPONENT	ATTEND	GOALTENDERS	W GOAL
21 Feb '15	Lightning 4	Coyotes 2	12,997	Bishop vs. Smith	Ondrej Palat

GOALS BY PERIOD

	1ST	2ND	3RD	OT	TOTAL
LIGHTNING	2	4	5	0	11
COYOTES	1	2	2	0	5

SHOTS BY PERIOD

	1ST	2ND	3RD	OT	TOTAL
LIGHTNING	22	26	14	0	62
COYOTES	10	17	22	0	49

INDIVIDUAL SCORING

TAMPA BAY LIGHTNING

Player	GP	G	A	P	+/-	PIM	PP	SH
Johnson	2	0	4	4	3	0	0	0
Kucherov	2	3	0	3	3	0	0	0
Palat	2	2	1	3	3	0	1	0
Stralman	2	0	3	3	1	0	0	0
Boyle	2	2	0	2	1	0	0	0
Filipula	2	1	1	2	-1	0	0	0
Stamkos	2	1	1	2	-1	0	1	0
Callahan	1	1	1	2	0	0	0	0
Carle	1	1	0	1	0	0	1	0
Brown	2	0	1	1	2	0	0	0
Garrison	2	0	1	1	0	2	0	0
Killorn	2	0	1	1	-2	0	0	0
Sustr	2	0	1	1	1	0	0	0
Barberio	1	0	1	1	1	0	0	0
Brewer	1	0	1	1	3	0	0	0
Gudas	1	0	1	1	1	0	0	0
Hedman	1	0	1	1	-1	0	0	0
Drouin	2	0	0	0	0	0	0	0
Paquette	2	0	0	0	0	5	0	0
Connolly	1	0	0	0	-1	0	0	0
Morrow	1	0	0	0	2	0	0	0
Namestnikov	1	0	0	0	0	0	0	0
Nesterov	1	0	0	0	0	0	0	0

Power Play: 3-9 (33.3%)
Penalty Killing: 1-1 (100.0%)

GOALTENDING

TAMPA BAY LIGHTNING

GOALIE	GP	MIN	W-L-OT	SO	GA	SA	SV	GAA	SV%
Bishop	2	120	2-0-0	0	5	49	44	2.50	.898

ARIZONA COYOTES

Player	GP	G	A	P	+/-	PIM	PP	SH
Erat	2	1	1	2	1	0	0	0
Stone	2	1	1	2	1	0	0	0
Doan	2	1	0	1	-2	0	0	0
Arcobello	1	1	0	1	1	2	0	0
Crombeen	1	1	0	1	-1	4	0	0
Ekman-Larsson	2	0	1	1	-6	6	0	0
Gagner	2	0	1	1	0	0	0	0
Korpikoski	2	0	1	1	-2	0	0	0
Vermette	2	0	1	1	0	0	0	0
Vitale	2	0	1	1	-2	0	0	0
Hanzal	1	0	1	1	0	0	0	0
Chipchura	2	0	0	0	-2	0	0	0
Murphy	2	0	0	0	-5	5	0	0
Yandle	2	0	0	0	0	2	0	0
Boedker	1	0	0	0	-1	0	0	0
Campbell	1	0	0	0	0	0	0	0
Gormley	1	0	0	0	2	0	0	0
Klinkhammer	1	0	0	0	-2	0	0	0
Lessio	1	0	0	0	0	0	0	0
Martino	1	0	0	0	0	0	0	0
McMillan	1	0	0	0	0	0	0	0
Michalek	1	0	0	0	2	0	0	0
Moss	1	0	0	0	1	4	0	0
Rieder	1	0	0	0	0	0	0	0

Power Play: 0-1 (0.0%)
Penalty Killing: 6-9 (66.7%)

ARIZONA COYOTES

GOALIE	GP	MIN	W-L-OT	SO	GA	SA	SV	GAA	SV%
Smith	2	109	0-2-0	0	9	59	50	4.97	.847
Dubnyk	1	11	0-0-0	0	1	2	1	5.68	.500

BOSTON BRUINS



100 Legends Way
Boston, MA 02114
Phone (617) 624-1900
Website bruins.nhl.com
Team Colors Black, Gold, White
Inaugural Season 1924-25
Arena TD Garden (17,565)
Stanley Cup Titles 6 (1929, 1939, 1941, 1970, 1972, 2011)
Television New England Sports Network
Radio WBZ-FM 98.5
General Manager Don Sweeney
Head Coach Claude Julien
Assistant Coaches Doug Houda, Doug Jarvis, Joe Sacco
Media & Communications Managers Matthew Chmura, Eric Tosi, Heidi Holland

SERIES INFORMATION

Last Lightning Win: Apr. 11, 2015 (Boston 2 @ Lightning 3, SO)
Last Boston Win: Mar. 12, 2015 (Lightning 2 @ Boston 3, SO)
Last Tie: Dec. 23, 2003 (Lightning 1 @ Boston 1)
Last Lightning Overtime Win: None
Last Boston Overtime Win: Nov. 4, 2006 (Lightning 5 @ Boston 6)
Last Lightning Shootout Win: Apr. 11, 2015 (Boston 2 @ Lightning 3)
Last Boston Shootout Win: Mar. 12, 2015 (Lightning 2 @ Boston 3)
Last Lightning Shutout: Apr. 8, 1999 (Boston 0 @ Lightning 3)
Last Boston Shutout: Nov. 11, 2013 (Lightning 0 @ Boston 3)
Last Lightning Win at Home: Apr. 11, 2015 (Boston 2 @ Lightning 3, SO)
Last Boston Win at Home: Mar. 12, 2015 (Lightning 2 @ Boston 3, SO)
Last Lightning Win at Boston: Mar. 25, 2010 (Lightning 5 @ Boston 3)
Last Boston Win at Tampa Bay: Mar. 8, 2014 (Boston 4 @ Lightning 3, SO)
Most Goals by Lightning: 6, 2x, Last: Mar. 13, 2012 (Boston 1 @ Lightning 6)
Most Goals by Boston: 8, Dec. 2, 2010 (Lightning 1 @ Boston 8)
Most Goals by Both Teams: 12, Dec. 3, 1995 (Lightning 5 @ Boston 7)
Last Lightning Hat Trick: None
Last Boston Hat Trick: Joe Thornton, Mar. 1, 2001 (Lightning 1 @ Boston 3)

2015-2016 SCHEDULE

DATE	SITE	TIME
October 12	Boston	1:00 PM
October 31	Tampa Bay	7:00 PM
February 28	Boston	6:30 PM
March 8	Tampa Bay	7:30 PM

ALL-TIME SERIES

SEASON	OVERALL									HOME									ROAD									
	GP	W	L	T	OTL	PTS	GF	GA		GP	W	L	T	OTL	PTS	GF	GA		GP	W	L	T	OTL	PTS	GF	GA		
2014-15	4	2	1	-	1	5	12	11		2	2	0	-	0	4	7	5		2	0	1	-	1	1	5	6		
2013-14	4	0	3	-	1	1	4	15		2	0	1	-	1	1	3	9		2	0	2	-	0	0	1	6		
2012-13	3	0	3	-	0	0	4	9		1	0	1	-	0	0	2	4		2	0	2	-	0	0	2	5		
2011-12	4	2	2	-	0	4	14	13		2	2	0	-	0	4	11	4		2	0	2	-	0	0	3	9		
2010-11	4	1	3	-	0	2	8	15		2	1	1	-	0	2	6	5		2	0	2	-	0	0	2	10		
2009-10	4	2	2	-	0	4	12	13		2	1	1	-	0	2	6	6		2	1	1	-	0	2	6	7		
2008-09	4	1	3	-	0	2	9	14		2	1	1	-	0	2	5	6		2	0	2	-	0	0	4	8		
2007-08	4	2	2	-	0	4	11	12		2	1	1	-	0	2	7	6		2	1	1	-	0	2	4	5		
2006-07	4	0	2	-	2	2	12	18		2	0	2	-	0	0	4	9		2	0	0	-	2	2	8	9		
2005-06	4	1	3	-	0	2	12	17		2	0	2	-	0	0	3	6		2	1	1	-	0	2	9	11		
2004-05																												
2003-04	4	2	1	1	0	5	14	9		2	2	0	0	0	4	9	3		2	0	1	1	0	1	5	6		
2002-03	4	2	0	1	1	6	14	10		2	2	0	0	0	4	10	4		2	0	0	1	1	2	4	5		
2001-02	4	0	1	1	2	3	12	17		2	0	0	0	2	2	7	9		2	0	1	1	0	1	5	8		
2000-01	4	0	3	1	0	1	8	16		2	0	1	1	0	1	4	7		2	0	2	0	0	0	4	9		
1999-00	4	1	3	0	0	2	10	19		2	1	1	0	0	2	7	8		2	0	2	0	0	0	3	11		
1998-99	5	1	3	1	-	3	10	12		2	1	1	0	-	2	4	4		3	0	2	1	-	1	6	8		
1997-98	4	1	2	1	-	3	8	9		2	1	1	0	-	2	3	4		2	0	1	1	-	1	5	7		
1996-97	4	0	4	0	-	0	6	18		2	0	2	0	-	0	4	9		2	0	2	0	-	0	2			
1995-96	4	2	2	0	-	4	16	15		2	2	0	0	-	4	8	4		2	0	2	0	-	0	8	11		
1994-95	3	1	2	0	-	2	7	10		2	1	1	0	-	2	6	5		1	0	1	0	-	0	1	5		
1993-94	4	1	1	2	-	4	9	8		2	0	1	1	-	1	5	7		2	1	0	1	-	3	4	1		
1992-93	2	0	1	1	-	1	6	8		1	0	0	1	-	1	3	3		1	0	1	0	-	0	3	5		
TOTALS	85	22	47	9	7	60	218	288		42	18	18	3	3	42	124	127		43	4	29	6	4	18	94	161		

2014-15 SEASON SUMMARY

WON: 2 LOST: 1 OT: 1

AT TAMPA BAY LIGHTNING

DATE	TEAM	OPPONENT	ATTEND	GOALTENDERS	W GOAL
22 Mar '15	Lightning 5	Bruins 3	19,204	Bishop vs. Rask, Svedberg	Jason Garrison
11 Apr '15**	Lightning 3	Bruins 2	19,204	Bishop vs. Rask	Victor Hedman

AT BOSTON BRUINS

DATE	TEAM	OPPONENT	ATTEND	GOALTENDERS	W GOAL
13 Jan '15	Lightning 3	Bruins 4	17,565	Bishop vs. Rask	David Pastrnak
12 Mar '15**	Lightning 2	Bruins 3	17,565	Bishop vs. Rask	Patrice Bergeron

GOALS BY PERIOD

	1ST	2ND	3RD	OT	TOTAL
LIGHTNING	5	3	4	0	12
BRUINS	3	3	5	0	11

SHOTS BY PERIOD

	1ST	2ND	3RD	OT	TOTAL
LIGHTNING	31	40	26	3	100
BRUINS	41	33	48	8	130

INDIVIDUAL SCORING

TAMPA BAY LIGHTNING

Player	GP	G	A	P	+/	PIM	PP	SH
Palat	3	1	3	4	4	0	1	0
Stankos	4	3	0	3	4	17	0	0
Namestnikov	4	2	1	3	-2	2	0	0
Kucherov	4	1	2	3	3	0	0	0
Carle	3	0	3	3	0	0	0	0
Brown	4	1	1	2	0	4	0	0
Callahan	4	1	1	2	-2	0	0	0
Barberio	4	0	2	2	-1	2	0	0
Nesterov	3	0	2	2	1	2	0	0
Stralman	4	1	0	1	-2	2	0	0
Garrison	3	1	0	1	2	2	0	0
Marchessault	1	1	0	1	2	0	0	0
Filppula	4	0	1	1	-4	0	0	0
Morrow	4	0	1	1	0	2	0	0
Johnson	3	0	1	1	0	2	0	0
Killorn	3	0	1	1	0	4	0	0
Sustr	3	0	1	1	2	2	0	0
Boyle	4	0	0	0	-1	2	0	0
Drouin	3	0	0	0	-1	0	0	0
Hedman	3	0	0	0	1	0	0	0
Paquette	2	0	0	0	0	6	0	0
Angelidis	1	0	0	0	0	0	0	0
Witkowski	1	0	0	0	-1	2	0	0

Power Play: 1-9 (11.1%)
Penalty Killing: 11-12 (91.7%)

GOALTENDING

TAMPA BAY LIGHTNING

GOALIE	GP	MIN	W-L-OT	SO	GA	SA	SV	GAA	SV%
Bishop	4	249	2-1-1	0	11	130	119	2.65	.915

BOSTON BRUINS

Player	GP	G	A	P	+/	PIM	PP	SH
Pastrnak	4	3	1	4	4	0	0	0
Marchand	4	2	1	3	2	21	0	0
Lucic	4	1	2	3	1	2	0	0
Krug	4	0	3	3	3	0	0	0
Seidenberg	4	0	3	3	-1	0	0	0
Krejci	2	0	3	3	4	2	0	0
Bergeron	4	2	0	2	-1	0	0	0
Chara	4	1	0	1	-4	10	1	0
Eriksson	4	1	0	1	-1	2	0	0
Paille	3	1	0	1	-3	0	0	0
Kelly	4	0	1	1	-2	2	0	0
McQuaid	4	0	1	1	-2	2	0	0
Smith	4	0	1	1	0	0	0	0
Soderberg	4	0	1	1	1	4	0	0
Campbell	3	0	1	1	-1	0	0	0
Spooner	3	0	1	1	0	0	0	0
Talbot	3	0	1	1	-2	0	0	0
Miller	1	0	1	1	3	0	0	0
Bartkowski	3	0	0	0	1	2	0	0
Hamilton	2	0	0	0	-2	0	0	0
Trotman	2	0	0	0	-1	0	0	0

Power Play: 1-12 (8.3%)
Penalty Killing: 8-9 (88.9%)

BOSTON BRUINS

GOALIE	GP	MIN	W-L-OT	SO	GA	SA	SV	GAA	SV%
Rask	4	217	2-1-1	0	11	93	82	3.04	.882
Svedberg	1	31	0-0-0	0	1	7	6	1.91	.857

BUFFALO SABRES



One Seymour H. Knox III Plaza
Buffalo, NY 14203
Phone
Website
Team Colors
Inaugural Season
Arena
Stanley Cup Titles
Television
Radio
General Manager
Head Coach
Assistant Coaches
Media & Communications Managers

(716) 855-4100
sabres.nhl.com
Navy, Gold, Silver, White
1970-71
First Niagara Center (19,070)
None
MSG Network, Sabres Hockey Network
WGR-AM 550
Tim Murray
Dan Bylsma
Terry Murray, Dave Barr, Dan Lambert
Michael Gilbert, Chris Bandura

2015-2016 SCHEDULE

DATE	SITE	TIME
October 10	Buffalo	1:00 PM
October 17	Tampa Bay	7:00 PM
November 5	Buffalo	7:00 PM
November 10	Tampa Bay	7:30 PM

ALL-TIME SERIES

SEASON	OVERALL									HOME									ROAD								
	GP	W	L	T	OTL	PTS	GF	GA		GP	W	L	T	OTL	PTS	GF	GA		GP	W	L	T	OTL	PTS	GF	GA	
2014-15	5	4	0	-	1	9	16	3		3	3	0	-	0	6	10	1		2	1	0	-	1	3	6	2	
2013-14	4	3	1	-	0	6	11	10		2	1	1	-	0	2	4	5		2	2	0	-	0	4	7	5	
2012-13	3	1	2	-	0	2	4	6		2	1	1	-	0	2	3	3		1	0	1	-	0	0	1	3	
2011-12	4	3	1	-	0	6	12	11		2	1	1	-	0	2	6	7		2	2	0	-	0	4	6	4	
2010-11	4	2	2	-	0	4	11	13		2	1	1	-	0	2	7	8		2	1	1	-	0	2	4	5	
2009-10	4	0	3	-	1	1	8	21		2	0	1	-	1	1	4	9		2	0	2	-	0	0	4	12	
2008-09	4	2	2	-	0	4	15	13		2	1	1	-	0	2	8	7		2	1	1	-	0	2	7	6	
2007-08	4	0	2	-	2	2	12	19		2	0	1	-	1	1	5	8		2	0	1	-	1	1	7	11	
2006-07	4	1	3	-	0	2	8	16		2	0	2	-	0	0	3	7		2	1	1	-	0	2	5	9	
2005-06	4	0	3	-	1	1	10	19		2	0	1	-	1	1	4	8		2	0	2	-	0	0	6	11	
2004-05																											
2003-04	4	3	0	0	1	7	11	7		2	2	0	0	0	4	5	2		2	1	0	0	1	3	6	5	
2002-03	4	1	1	2	0	4	7	8		2	0	1	1	0	1	2	5		2	1	0	1	0	3	5	3	
2001-02	4	0	3	1	0	1	7	15		2	0	1	1	0	1	5	7		2	0	2	0	0	0	2	8	
2000-01	4	1	3	0	0	2	11	14		2	1	1	0	0	2	6	6		2	0	2	0	0	0	5	8	
1999-00	4	1	2	0	1	3	10	11		2	1	0	0	1	3	6	5		2	0	2	0	0	0	4	6	
1998-99	4	2	2	0	-	4	10	12		2	1	1	0	-	2	5	7		2	1	1	0	-	2	5	5	
1997-98	4	0	3	1	-	1	5	16		2	0	1	1	-	1	4	8		2	0	2	0	-	0	1	8	
1996-97	4	1	3	0	-	2	8	11		2	0	2	0	-	0	1	6		2	1	1	0	-	2	7	5	
1995-96	4	2	2	0	-	4	18	13		2	0	2	0	-	0	7	10		2	2	0	0	-	4	11	3	
1994-95	4	1	3	0	-	2	10	11		2	0	2	0	-	0	3	8		2	1	1	0	-	2	7	3	
1993-94	4	2	1	1	-	5	10	8		2	1	1	0	-	2	4	3		2	1	0	1	-	3	6	5	
1992-93	2	0	2	0	-	0	5	8		1	0	1	0	-	0	1	3		1	0	1	0	-	0	4	5	
TOTALS	86	30	44	5	7	72	219	265		44	14	23	3	4	35	103	133		42	16	21	2	3	37	116	132	

SERIES INFORMATION

Last Lightning Win: Mar. 3, 2015 (Buffalo 0 @ Lightning 3)
Last Buffalo Win: Dec. 2, 2014 (Lightning 1 @ Buffalo 2, SO)
Last Tie: Mar. 9, 2003 (Buffalo 1 @ Lightning 1)
Last Lightning Overtime Win: Mar. 29, 2014 (Lightning 4 @ Buffalo 3)
Last Buffalo Overtime Win: Feb. 20, 2008 (Lightning 3 @ Buffalo 4)
Last Lightning Shootout Win: None
Last Buffalo Shootout Win: Dec. 2, 2014 (Lightning 1 @ Buffalo 2)
Last Lightning Shootout: Mar. 3, 2015 (Buffalo 0 @ Lightning 3)
Last Buffalo Shootout: Dec. 23, 1999 (Lightning 0 @ Buffalo 2)
Last Lightning Win at Home: Mar. 3, 2015 (Buffalo 0 @ Lightning 3)
Last Buffalo Win at Home: Dec. 2, 2014 (Lightning 1 @ Buffalo 2, SO)
Last Lightning Win at Buffalo: Dec. 31, 2015 (Lightning 5 @ Buffalo 1)
Last Buffalo Win at Tampa Bay: Mar. 6, 2014 (Buffalo 3 @ Lightning 1)
Most Goals by Lightning: 6, 2x, Last: Dec. 11, 1995 (Lightning 6 @ Buffalo 1)
Most Goals by Buffalo: 8, Mar. 9, 2006 (Lightning 5 @ Buffalo 8)
Most Goals by Both Teams: 13, Mar. 9, 2006 (Lightning 5 @ Buffalo 8)
Last Lightning Hat Trick: None
Last Buffalo Hat Trick: Vanek, Apr. 5, 2011 (Lightning 2 @ Buffalo 4)

2014-15 SEASON SUMMARY

WON: 4 LOST: 0 OT: 1

AT TAMPA BAY LIGHTNING

DATE	TEAM	OPPONENT	ATTEND	GOALTENDERS	W GOAL
04 Dec '14	Lightning 5	Sabres 0	17,767	Bishop vs. Enroth	Radko Gudas
09 Jan '15	Lightning 2	Sabres 1	19,204	Bishop vs. Neuvirth	Steven Stamkos
03 Mar '15	Lightning 3	Sabres 0	18,922	Vasilevskiy vs. Lindback	Steven Stamkos

AT BUFFALO SABRES

*- Overtime **- Shootout

DATE	TEAM	OPPONENT	ATTEND	GOALTENDERS	W GOAL
02 Dec '14**	Lightning 1	Sabres 2	17,772	Nabokov vs. Enroth	Cody Hodgson
31 Dec '14	Lightning 5	Sabres 1	19,070	Vasilevskiy vs. Enroth	Ondrej Palat

GOALS BY PERIOD

	1ST	2ND	3RD	OT	TOTAL
LIGHTNING	4	6	6	0	16
SABRES	1	1	1	0	3

SHOTS BY PERIOD

	1ST	2ND	3RD	OT	TOTAL
LIGHTNING	36	79	52	2	169
SABRES	34	22	36	3	95

INDIVIDUAL SCORING

TAMPA BAY LIGHTNING

Player	GP	G	A	P	+/-	PIM	PP	SH
Palat	5	2	4	6	5	0	1	0
Johnson	5	0	6	6	6	2	0	0
Stamkos	5	3	2	5	4	4	0	0
Kucherov	5	2	2	4	6	2	0	0
Callahan	5	1	2	3	4	2	1	0
Filippula	5	1	2	3	-1	0	0	0
Killorn	5	0	3	3	3	6	0	0
Stralman	5	0	3	3	3	0	0	0
Sustr	4	0	3	3	3	0	0	0
Connolly	4	2	0	2	1	5	1	0
Drouin	4	0	2	2	1	0	0	0
Hedman	5	1	0	1	2	14	1	0
Carle	4	1	0	1	4	0	0	0
Garrison	4	1	0	1	2	0	0	0
Morrow	4	1	0	1	1	14	0	0
Gudas	2	1	0	1	2	0	0	0
Paquette	5	0	1	1	0	7	0	0
Boyle	5	0	0	0	0	10	0	0
Barberio	3	0	0	0	2	0	0	0
Brown	2	0	0	0	0	0	0	0
Nesterov	2	0	0	0	2	2	0	0
Coburn	1	0	0	0	0	7	0	0
Namestnikov	1	0	0	0	0	0	0	0

Power Play: 4-17 (23.5%)
Penalty Killing: 11-12 (91.7%)

GOALTENDING

TAMPA BAY LIGHTNING

GOALIE	GP	MIN	W-L-OT	SO	GA	SA	SV	GAA	SV%
Vasilevskiy	2	120	2-0-0	1	1	39	38	0.50	.974
Bishop	2	120	2-0-0	0	1	34	33	0.50	.971
Nabokov	1	65	0-0-1	0	1	22	21	0.92	.955

BUFFALO SABRES

Player	GP	G	A	P	+/-	PIM	PP	SH
Ennis	5	1	0	1	-5	4	1	0
Girgensons	4	1	0	1	-6	5	0	0
McCormick	3	1	0	1	-2	12	0	1
Moulson	5	0	1	1	-3	0	0	0
Gorges	4	0	1	1	-3	0	0	0
Kaletka	4	0	1	1	-1	12	0	0
Zadorov	4	0	1	1	-3	14	0	0
Myers	3	0	1	1	-1	6	0	0
Deslauriers	5	0	0	0	-2	4	0	0
Hodgson	5	0	0	0	-1	0	0	0
Weber	5	0	0	0	-5	8	0	0
Flynn	4	0	0	0	-2	0	0	0
Ristolainen	4	0	0	0	0	4	0	0
Stewart	4	0	0	0	-2	0	0	0
Foligno	3	0	0	0	-2	7	0	0
Gionta	3	0	0	0	0	2	0	0
Meszaros	3	0	0	0	0	2	0	0
Strachan	3	0	0	0	-6	5	0	0
Benoit	2	0	0	0	0	0	0	0
Grigorenko	2	0	0	0	0	0	0	0
Larsson	2	0	0	0	0	0	0	0
Mitchell	2	0	0	0	0	0	0	0
Schaller	2	0	0	0	0	0	0	0
Stafford	2	0	0	0	-2	0	0	0
Varone	2	0	0	0	0	0	0	0
Bogosian	1	0	0	0	0	0	0	0
D'Amigo	1	0	0	0	-1	0	0	0
Dalpe	1	0	0	0	-1	0	0	0
Ellis	1	0	0	0	-1	0	0	0
Pysyk	1	0	0	0	-2	0	0	0

Power Play: 1-12 (8.3%)
Penalty Killing: 13-17 (76.5%)

BUFFALO SABRES

GOALIE	GP	MIN	W-L-OT	SO	GA	SA	SV	GAA	SV%
Enroth	3	185	1-2-1	0	11	87	76	3.57	.874
Neuvirth	1	59	0-1-0	0	2	47	45	2.02	.957
Lindback	1	59	0-1-0	0	3	35	32	3.04	.914

CALGARY FLAMES



P.O. Box 1540, Station M
 Calgary, AB, Canada T2N 3B9
 Phone (403) 777-2177
 Website flames.nhl.com
 Team Colors Red, White, Black, Gold
 Inaugural Season 1972-73 (Relocated from Atlanta in 1980)
 Arena Scotiabank Saddledome (19,289)
 Stanley Cup Titles 1 (1989)
 Television Sportsnet West
 Radio CFAC-AM 960
 General Manager Brad Treliving
 Head Coach Bob Hartley
 Assistant Coaches Jacques Cloutier, Martin Gelinas
 Media & Communications Managers Peter Hanlon, Sean Kelso

SERIES INFORMATION

Last Lightning Win: Nov. 6, 2014 (Calgary 2 @ Lightning 5)
 Last Calgary Win: Apr. 3, 2014 (Calgary 4 @ Lightning 1)
 Last Tie: Oct. 7, 1995 (Calgary 3 @ Lightning 3)
 Last Lightning Overtime Win: Oct. 21, 2014 (Lightning 2 @ Calgary 1)
 Last Calgary Overtime Win: Mar. 10, 2007 (Lightning 3 @ Calgary 2)
 Last Lightning Shootout Win: None
 Last Calgary Shootout Win: None
 Last Lightning Shutout: Jan. 3, 2014 (Lightning 2 @ Calgary 0)
 Last Calgary Shutout: Jan. 2, 1996 (Lightning 0 @ Calgary 10)
 Last Lightning Win at Home: Nov. 6, 2014 (Calgary 2 @ Lightning 5)
 Last Calgary Win at Home: Dec. 7, 2010 (Lightning 2 @ Calgary 4)
 Last Lightning Win at Calgary: Oct. 21, 2014 (Lightning 2 @ Calgary 1, OT)
 Last Calgary Win at Tampa Bay: Apr. 3, 2014 (Calgary 4 @ Lightning 1)
 Most Goals by Lightning: 8, March 1, 2009 (Lightning 8 @ Calgary 6)
 Most Goals by Calgary: 10, Jan. 2, 1996 (Lightning 0 @ Calgary 10)
 Most Goals by Both Teams: 15, Dec. 13, 2007 (Calgary 9 @ Lightning 6)
 Last Lightning Hat Trick: Martin St. Louis, Jan. 24, 2004 (Lightning 6 @ Calgary 2)
 Last Calgary Hat Trick: Kristian Huselius/Jarome Iginla, Dec. 13, 2007 (Calgary 9 @ Lightning 6)

2015-2016 SCHEDULE

DATE	SITE	TIME
November 12	Tampa Bay	7:30 PM
January 5	Calgary	9:00 PM

ALL-TIME SERIES

SEASON	OVERALL							HOME							ROAD									
	GP	W	L	T	OTL	PTS	GF	GA	GP	W	L	T	OTL	PTS	GF	GA	GP	W	L	T	OTL	PTS	GF	GA
2014-15	2	2	0	-	0	4	7	3	1	1	0	-	0	2	5	2	1	1	0	-	0	2	2	1
2013-14	2	1	1	-	-	2	3	4	1	0	1	-	0	0	1	4	1	1	0	-	-	2	2	0
2012-13	-	-	-	-	-	-	-	-	-	-	-	-	-	-	-	-	-	-	-	-	-	-	-	-
2011-12	1	1	0	-	0	2	5	4	1	1	0	-	0	2	5	4	-	-	-	-	-	-	-	-
2010-11	1	0	1	-	0	0	2	4	-	-	-	-	-	-	-	-	1	0	1	-	0	0	2	4
2009-10	1	1	0	-	0	2	2	1	1	1	0	-	0	2	2	1	-	-	-	-	-	-	-	-
2008-09	1	1	0	-	0	2	8	6	-	-	-	-	-	-	-	-	1	1	0	-	0	2	8	6
2007-08	1	0	1	-	0	0	6	9	1	0	1	-	0	0	6	9	-	-	-	-	-	-	-	-
2006-07	1	1	0	-	0	2	3	2	0	0	0	-	0	0	0	0	1	1	0	-	0	2	3	2
2005-06	-	-	-	-	-	-	-	-	-	-	-	-	-	-	-	-	-	-	-	-	-	-	-	-
2004-05	-	-	-	-	-	-	-	-	-	-	-	-	-	-	-	-	-	-	-	-	-	-	-	-
2003-04	1	1	0	0	0	2	6	2	-	-	-	-	-	-	-	-	1	1	0	0	0	2	6	2
2002-03	1	0	1	0	0	0	1	4	-	-	-	-	-	-	-	-	1	0	1	0	0	0	1	4
2001-02	2	2	0	0	0	4	6	3	1	1	0	0	0	2	3	2	1	1	0	0	0	2	3	1
2000-01	1	0	1	0	0	0	3	4	1	0	1	0	0	0	3	4	-	-	-	-	-	-	-	-
1999-00	2	1	0	0	1	3	4	4	1	1	0	0	0	2	2	1	1	0	0	0	1	1	2	3
1998-99	2	0	2	0	-	0	2	6	1	0	1	0	-	0	1	2	1	0	1	0	-	0	1	4
1997-98	2	1	1	0	-	2	5	5	1	1	0	0	-	2	4	3	1	0	1	0	-	0	1	2
1996-97	2	2	0	0	-	4	6	4	1	1	0	0	-	2	2	1	1	1	0	0	-	2	4	3
1995-96	2	0	1	1	-	1	3	13	1	0	0	1	-	1	3	3	1	0	1	0	-	0	0	10
1994-95	-	-	-	-	-	-	-	-	-	-	-	-	-	-	-	-	-	-	-	-	-	-	-	-
1993-94	2	1	1	0	-	2	7	7	1	0	1	0	-	0	3	7	1	1	0	0	-	2	4	0
1992-93	3	1	2	0	-	2	12	12	2	1	1	0	-	2	10	9	1	0	1	0	-	0	2	3
TOTALS	30	16	12	1	1	34	91	97	15	8	6	1	0	17	50	52	15	8	6	0	1	17	41	45

2014-15 SEASON SUMMARY

WON: 2 LOST: 0 OT: 0

AT TAMPA BAY LIGHTNING

DATE	TEAM	OPPONENT	ATTEND	GOALTENDERS	W GOAL
06 Nov '14	Lightning 5	Flames 2	18,276	Bishop vs. Hiller	Brian Boyle

AT CALGARY FLAMES

DATE	TEAM	OPPONENT	ATTEND	GOALTENDERS	W GOAL
21 Oct '14*	Lightning 2	Flames 1	19,289	Nabokov vs. Ramo	Ondrej Palat

GOALS BY PERIOD

	1ST	2ND	3RD	OT	TOTAL
LIGHTNING	1	2	3	1	7
FLAMES	1	1	1	0	3

SHOTS BY PERIOD

	1ST	2ND	3RD	OT	TOTAL
LIGHTNING	14	20	18	3	55
FLAMES	20	17	15	1	53

INDIVIDUAL SCORING

TAMPA BAY LIGHTNING

Player	GP	G	A	P	+/-	PIM	PP	SH
Filppula	2	2	0	2	1	2	0	0
Paquette	1	2	0	2	2	0	0	0
Johnson	2	1	1	2	3	2	0	0
Palat	2	1	1	2	2	0	0	0
Drouin	2	0	2	2	3	2	0	0
Garrison	2	0	2	2	2	0	0	0
Boyle	2	1	0	1	1	2	0	1
Kucherov	2	0	1	1	2	0	0	0
Namestnikov	2	0	1	1	3	0	0	0
Stralman	2	0	1	1	4	2	0	0
Brewer	2	0	0	0	0	4	0	0
Brown	2	0	0	0	0	5	0	0
Carle	2	0	0	0	4	0	0	0
Morrow	2	0	0	0	0	0	0	0
Stamkos	2	0	0	0	0	0	0	0
Sustr	2	0	0	0	1	0	0	0
Barberio	1	0	0	0	0	0	0	0
Blunden	1	0	0	0	0	2	0	0
Callahan	1	0	0	0	-1	0	0	0
Connolly	1	0	0	0	0	0	0	0
Gudus	1	0	0	0	1	0	0	0

Power Play: 0-1 (0.0%)

Penalty Killing: 4-6 (66.7%)

GOALTENDING

TAMPA BAY LIGHTNING

GOALIE	GP	MIN	W-L-OT	SO	GA	SA	SV	GAA	SV%
Nabokov	1	63	1-0-0	0	1	22	21	0.98	.930
Bishop	1	60	1-0-0	0	2	31	29	2.00	.935

CALGARY FLAMES

Player	GP	G	A	P	+/-	PIM	PP	SH
Gaudreau	2	0	2	2	-1	0	0	0
Giordano	2	0	2	2	-2	5	0	0
Hudler	2	1	0	1	-1	0	0	0
Monahan	2	1	0	1	-2	0	1	0
Wideman	2	1	0	1	-3	0	1	0
Brodie	2	0	1	1	-2	2	0	0
Russell	2	0	1	1	-3	0	0	0
Bollig	2	0	0	0	-1	0	0	0
Bouma	2	0	0	0	-2	0	0	0
Byron	2	0	0	0	-1	0	0	0
Engelland	2	0	0	0	-1	0	0	0
Glencross	2	0	0	0	-3	2	0	0
Jooris	2	0	0	0	-4	0	0	0
Backlund	1	0	0	0	0	0	0	0
Baertschi	1	0	0	0	0	0	0	0
Colborne	1	0	0	0	-2	0	0	0
Diaz	1	0	0	0	-1	0	0	0
Granlund	1	0	0	0	0	2	0	0
Jones	1	0	0	0	-1	0	0	0
Raymond	1	0	0	0	0	0	0	0
Setoguchi	1	0	0	0	0	0	0	0
Smid	1	0	0	0	0	0	0	0
Stajan	1	0	0	0	0	0	0	0

Power Play: 2-6 (33.3%)

Penalty Killing: 1-1 (100.0%)

CALGARY FLAMES

GOALIE	GP	MIN	W-L-OT	SO	GA	SA	SV	GAA	SV%
Ramo	1	63	0-0-1	0	2	22	20	1.91	.909
Hiller	1	59	0-1-0	0	4	32	28	4.07	.875

CAROLINA HURRICANES



1400 Edwards Mill Road
Raleigh, NC 27607
Phone (919) 467-7825
Website hurricanes.nhl.com
Team Colors Red, White, Black, Silver
Inaugural Season 1979-80 (Relocated from Hartford in 1997)
Arena PNC Arena (18,680)
Stanley Cup Titles 1 (2006)
Television Fox Sports Carolinas
Radio WCMC-FM 99.9

General Manager Ron Francis
Head Coach Bill Peters
Assistant Coaches Rod Brind'Amour, Steve Smith
Media & Communications Managers Mike Sundheim, Kyle Hanlin

SERIES INFORMATION

Last Lightning Win: Dec. 27, 2014 (Carolina 1 @ Lightning 2)
Last Carolina Win: Jan. 27, 2015 (Lightning 2 @ Carolina 4)
Last Tie: Nov. 23, 2003 (Lightning 0 @ Carolina 0)
Last Lightning Overtime Win: Dec. 21, 2013 (Carolina 2 @ Lightning 3)
Last Carolina Overtime Win: Nov. 16, 2008 (Lightning 2 @ Carolina 3)
Last Lightning Shootout Win: Jan. 20, 2007 (Lightning 6 @ Carolina 5)
Last Carolina Shootout Win: Oct. 6, 2009 (Lightning 1 @ Carolina 2)
Last Lightning Shutout: Nov. 1, 2013 (Lightning 3 @ Carolina 0)
Last Carolina Shutout: Nov. 23, 2003 (Lightning 0 @ Carolina 0)
Last Lightning Win at Home: Dec. 27, 2014 (Carolina 1 @ Lightning 2)
Last Carolina Win at Home: Jan. 27, 2015 (Lightning 2 @ Carolina 4)
Last Lightning Win at Carolina: Jan. 19, 2014 (Lightning 5 @ Carolina 3)
Last Carolina Win at Tampa Bay: Apr. 21, 2013 (Carolina 3 @ Lightning 2)
Most Goals by Lightning: 6, 2x, Last: Apr. 9, 2011 (Lightning 6 @ Carolina 2)
Most Goals by Carolina: 9, Mar. 7, 2009 (Carolina 9 @ Lightning 3)
Most Goals by Both Teams: 13, Apr. 6, 2010 (Carolina 8 @ Lightning 5)
Last Lightning Hat Trick: Steven Stamkos, Dec. 31, 2012 (Carolina 2 @ Lightning 5)
Last Carolina Hat Trick: Eric Staal, Mar. 7, 2009 (Carolina 9 @ Lightning 3)

2015-2016 SCHEDULE

DATE	SITE	TIME
November 1	Carolina	5:00 PM
February 21	Carolina	7:00 PM
March 5	Tampa Bay	7:00 PM

ALL-TIME SERIES

SEASON	OVERALL									HOME									ROAD								
	GP	W	L	T	OTL	PTS	GF	GA		GP	W	L	T	OTL	PTS	GF	GA		GP	W	L	T	OTL	PTS	GF	GA	
2014-15	3	2	1	-	0	4	6	6		2	2	0	-	0	4	4	2		1	0	1	-	0	0	2	4	
2013-14	3	3	0	-	0	6	11	5		1	1	0	-	0	2	3	2		2	2	0	-	0	4	8	3	
2012-13	5	4	1	-	0	8	20	7		2	1	1	-	0	2	6	4		3	3	0	-	0	6	14	3	
2011-12	6	3	3	-	0	6	20	19		3	1	2	-	0	2	9	11		3	2	1	-	0	4	11	8	
2010-11	6	4	2	-	0	8	26	18		3	2	1	-	0	4	12	8		3	2	1	-	0	4	14	10	
2009-10	6	3	2	-	1	7	18	19		3	2	1	-	0	4	13	12		3	1	1	-	1	3	5	7	
2008-09	6	0	4	-	2	2	13	26		3	0	2	-	1	1	8	16		3	0	2	-	1	1	5	10	
2007-08	8	4	4	-	0	8	22	23		4	3	1	-	0	6	11	7		4	1	3	-	0	2	11	16	
2006-07	8	5	3	-	0	10	29	24		4	2	2	-	0	4	11	11		4	3	1	-	0	6	18	13	
2005-06	8	5	2	-	1	11	32	26		4	4	0	-	0	8	18	11		4	1	2	-	1	3	14	15	
2004-05	DID NOT PLAY																										
2003-04	6	3	1	2	0	8	15	15		3	2	1	0	0	4	10	12		3	1	0	2	0	4	5	3	
2002-03	5	3	0	2	0	8	13	6		2	2	0	0	0	4	8	2		3	1	0	2	0	4	5	4	
2001-02	5	2	3	0	0	4	11	10		3	1	2	0	0	2	5	6		2	1	1	0	0	2	6	4	
2000-01	5	2	2	0	1	5	13	16		2	2	0	0	0	4	4	2		3	0	2	0	1	1	9	14	
1999-00	5	1	3	1	0	3	12	18		3	1	1	1	0	3	8	10		2	0	2	0	0	0	4	8	
1998-99	5	0	2	3	-	3	14	16		2	0	1	1	-	1	4	5		3	0	1	2	-	2	10	11	
1997-98	4	1	2	1	-	3	9	10		2	1	1	0	-	2	6	5		2	0	1	1	-	1	3	5	
1996-97	4	0	4	0	-	0	11	19		2	0	2	0	-	0	5	11		2	0	2	0	-	0	6	8	
1995-96	4	2	1	1	-	5	12	12		2	1	0	1	-	3	6	4		2	1	1	0	-	2	6	8	
1994-95	4	3	1	0	-	6	11	6		2	2	0	0	-	4	6	3		2	1	1	0	-	2	5	3	
1993-94	4	2	2	0	-	4	13	13		2	2	0	0	-	4	8	3		2	0	2	0	-	0	5	10	
1992-93	2	0	2	0	-	0	4	7		1	0	1	0	-	0	3	4		1	0	1	0	-	0	1	3	
TOTALS	112	52	45	10	5	119	335	321		55	32	19	3	1	68	168	151		57	20	26	7	4	51	167	170	

2014-15 SEASON SUMMARY

WON: 2 LOST: 1 OT: 0

AT TAMPA BAY LIGHTNING

DATE	TEAM	OPPONENT	ATTEND	GOALTENDERS	W GOAL
11 Dec '14	Lightning 2	Hurricanes 1	18,104	Nabokov vs. Ward	Nikita Kucherov
27 Dec '14	Lightning 2	Hurricanes 1	19,204	Bishop vs. Ward	Alex Killorn

AT CAROLINA HURRICANES

DATE	TEAM	OPPONENT	ATTEND	GOALTENDERS	W GOAL
27 Jan '15	Lightning 2	Hurricanes 4	12,508	Bishop vs. Khudobin	Justin Faulk

GOALS BY PERIOD

	1ST	2ND	3RD	OT	TOTAL
LIGHTNING	2	1	3	0	6
HURRICANES	2	1	3	0	6

SHOTS BY PERIOD

	1ST	2ND	3RD	OT	TOTAL
LIGHTNING	37	31	27	0	95
HURRICANES	26	27	25	0	78

INDIVIDUAL SCORING

TAMPA BAY LIGHTNING

Player	GP	G	A	P	+/-	PIM	PP	SH
Kucherov	3	3	0	3	1	0	1	0
Killorn	3	1	2	1	4	0	0	0
Boyle	3	1	0	1	0	0	0	1
Paquette	3	1	0	1	2	0	0	0
Callahan	3	0	1	1	-2	4	0	0
Filppula	3	0	1	1	-2	4	0	0
Stralman	3	0	1	1	0	0	0	0
Sustr	3	0	1	1	2	4	0	0
Carle	2	0	1	1	1	0	0	0
Drouin	2	0	1	1	1	0	0	0
Palat	2	0	1	1	1	0	0	0
Connolly	3	0	0	0	0	0	0	0
Hedman	3	0	0	0	-1	0	0	0
Johnson	3	0	0	0	1	0	0	0
Morrow	3	0	0	0	-2	2	0	0
Stamkos	3	0	0	0	-2	0	0	0
Barberio	2	0	0	0	0	0	0	0
Brown	2	0	0	0	0	0	0	0
Garrison	2	0	0	0	1	2	0	0
Gudas	2	0	0	0	-1	2	0	0
Nesterov	1	0	0	0	-2	2	0	0

Power Play: 1-11 (9.1%)
Penalty Killing: 9-10 (90.0%)

GOALTENDING

TAMPA BAY LIGHTNING

GOALIE	GP	MIN	W-L-OT	SO	GA	SA	SV	GAA	SV%
Nabokov	1	60	1-0-0	0	1	30	29	1.00	.954
Bishop	2	117	1-1-0	0	5	48	43	2.56	.896

CAROLINA HURRICANES

Player	GP	G	A	P	+/-	PIM	PP	SH
Faulk	3	2	1	3	3	0	1	0
Staal	3	1	2	3	2	2	0	0
Nash	3	1	1	2	1	2	0	0
Sekera	3	0	2	2	4	0	0	0
Staal	1	0	2	2	2	2	0	0
Gerbe	3	1	0	1	1	4	0	0
Tlusty	2	1	0	1	1	0	0	0
Lindholm	3	0	1	1	0	2	0	0
Bellemore	1	0	1	1	0	0	0	0
Dwyer	3	0	0	0	-2	0	0	0
Gleason	3	0	0	0	-3	4	0	0
Hainsey	3	0	0	0	-1	0	0	0
Malone	3	0	0	0	-3	4	0	0
McClement	3	0	0	0	-1	0	0	0
Rask	3	0	0	0	-1	0	0	0
Skinner	3	0	0	0	0	2	0	0
Terry	3	0	0	0	0	0	0	0
Boychuk	2	0	0	0	-1	0	0	0
Jordan	2	0	0	0	-1	2	0	0
Liles	2	0	0	0	-1	0	0	0
Murphy	1	0	0	0	0	0	0	0
Woods	1	0	0	0	0	0	0	0

Power Play: 1-10 (10.0%)
Penalty Killing: 10-11 (90.9%)

CAROLINA HURRICANES

GOALIE	GP	MIN	W-L-OT	SO	GA	SA	SV	GAA	SV%
Khudobin	1	60	1-0-0	0	2	30	28	2.00	.933
Ward	2	118	0-2-0	0	4	65	61	2.04	.938

CHICAGO BLACKHAWKS



1901 W. Madison St.
Chicago, IL 60612
Phone (312) 455-7000
Website blackhawks.nhl.com
Team Colors Red, White, Black
Inaugural Season 1926-27
Arena United Center (19,717)
Stanley Cup Titles 6 (1934, 1938, 1961, 2010, 2013, 2015)
Television Comcast Sports Net Chicago, WGN-TV
Radio WGN-AM 720
General Manager Stan Bowman
Head Coach Joel Quenneville
Assistant Coaches Kevin Dineen, Mike Kitchen
Media & Communications Managers Brandon Faber, Adam Rogowin

2015-2016 SCHEDULE

DATE	SITE	TIME
October 24	Chicago	8:30 PM
January 21	Tampa Bay	7:30 PM

ALL-TIME SERIES

SEASON	OVERALL						HOME						ROAD											
	GP	W	L	T	OTL	PTS	GF	GA	GP	W	L	T	OTL	PTS	GF	GA	GP	W	L	T	OTL	PTS	GF	GA
2014-15	2	1	0	-	1	3	6	2	1	1	0	-	0	2	4	0	1	0	0	-	1	1	2	2
2013-14	2	2	0	-	0	4	8	7	1	1	0	-	0	2	6	5	1	1	0	-	0	2	2	2
2012-13	-	-	-	-	-	-	-	-	-	-	-	-	-	-	-	-	-	-	-	-	-	-	-	-
2011-12	1	1	0	-	0	2	5	4	1	1	0	-	0	2	5	4	-	-	-	-	-	-	-	-
2010-11	2	2	0	-	0	4	5	3	1	1	0	-	0	2	3	3	1	1	0	-	0	2	2	0
2009-10	1	0	1	-	0	0	0	4	-	-	-	-	-	-	-	-	1	0	1	-	0	0	0	4
2008-09	1	0	1	-	0	0	3	5	1	0	1	-	0	0	3	5	-	-	-	-	-	-	-	-
2007-08	1	0	1	-	0	0	1	5	-	-	-	-	-	-	-	-	1	0	1	-	0	0	1	5
2006-07	-	-	-	-	-	-	-	-	-	-	-	-	-	-	-	-	-	-	-	-	-	-	-	-
2005-06	1	1	0	-	0	2	3	2	1	1	0	-	0	2	3	2	-	-	-	-	-	-	-	-
2004-05	-	-	-	-	-	-	-	-	-	-	-	-	-	-	-	-	-	-	-	-	-	-	-	-
2003-04	1	1	0	0	0	2	5	3	-	-	-	-	-	-	-	-	1	1	0	0	0	2	5	3
2002-03	2	0	1	0	1	1	3	6	1	0	0	0	1	1	2	3	1	0	1	0	0	0	1	3
2001-02	2	0	1	1	0	1	2	4	1	0	0	1	0	1	2	2	1	0	1	0	0	0	0	2
2000-01	1	0	1	0	0	0	4	7	-	-	-	-	-	-	-	-	1	0	1	0	0	0	4	7
1999-00	2	0	2	0	0	0	3	10	1	0	1	0	0	0	1	4	1	0	1	0	0	0	1	5
1998-99	2	0	1	1	-	1	7	9	1	0	0	1	-	1	2	2	1	0	1	0	-	0	5	7
1997-98	2	2	0	0	-	4	5	1	1	1	0	0	-	2	1	0	1	1	0	0	-	2	4	1
1996-97	2	1	0	1	-	3	4	2	1	0	0	1	-	1	2	2	1	1	0	0	-	2	2	0
1995-96	2	2	0	0	-	4	6	1	1	1	0	0	-	2	2	0	1	1	0	0	-	2	4	1
1994-95	-	-	-	-	-	-	-	-	-	-	-	-	-	-	-	-	-	-	-	-	-	-	-	-
1993-94	2	1	1	0	-	2	4	4	1	1	0	0	-	2	4	3	1	0	1	0	-	0	0	1
1992-93	7	1	4	2	-	4	19	27	3	1	2	0	-	2	10	12	4	0	2	2	-	2	9	15
TOTALS	36	15	14	5	2	37	94	106	17	9	4	3	1	22	50	47	19	6	10	2	1	15	42	58

SERIES INFORMATION

Last Lightning Win: Feb. 27, 2015 (Chicago 0 @ Lightning 4)
 Last Chicago Win: Nov. 11, 2014 (Lightning 2 @ Chicago 3, SO)
 Last Tie: Jan. 18, 2002 (Chicago 2 @ Lightning 2)
 Last Lightning Overtime Win: Oct. 24, 2013 (Chicago 5 @ Lightning 6)
 Last Chicago Overtime Win: Nov. 9, 2002 (Chicago 3 @ Lightning 2)
 Last Lightning Shootout Win: Oct. 5, 2013 (Lightning 3 @ Chicago 2)
 Last Chicago Shootout Win: Nov. 11, 2014 (Lightning 2 @ Chicago 3)
 Last Lightning Shutout: Feb. 27, 2015 (Chicago 0 @ Lightning 4)
 Last Chicago Shutout: Dec. 13, 2009 (Lightning 0 @ Chicago 4)
 Last Lightning Win at Home: Feb. 27, 2015 (Chicago 0 @ Lightning 4)
 Last Chicago Win at Home: Nov. 11, 2014 (Lightning 2 @ Chicago 3, SO)
 Last Lightning Win at Chicago: Oct. 5, 2013 (Lightning 3 @ Chicago 2, SO)
 Last Chicago Win at Tampa Bay: Feb. 17, 2009 (Chicago 5 @ Lightning 3)
 Most Goals by Lightning: 7, Oct. 7, 1992 (Lightning 7 vs. Chicago 3)
 Most Goals by Chicago: 7, 2x, Last: Jan. 7, 2001 (Lightning 4 @ Chicago 7)
 Most Goals by Both Teams: 12, Dec. 6, 1998 (Lightning 5 @ Chicago 7)
 Last Lightning Hat Trick: Steven Stamkos, Nov. 4, 2011 (Chicago 4 @ Lightning 5, OT)
 Last Chicago Hat Trick: Tony Amonte, Mar. 12, 2000 (Chicago 4 @ Lightning 1)

2014-15 SEASON SUMMARY

WON: 1 LOST: 0 OT: 1

AT TAMPA BAY LIGHTNING

DATE	TEAM	OPPONENT	ATTEND	GOALTENDERS	W GOAL
27 Feb '15	Lightning 4	Blackhawks 0	19,204	Bishop vs. Darling	Brian Boyle

AT CHICAGO BLACKHAWKS

* - Overtime ** - Shootout

DATE	TEAM	OPPONENT	ATTEND	GOALTENDERS	W GOAL
11 Nov '14**	Lightning 2	Blackhawks 3	21,345	Bishop vs. Crawford	Patrick Kane

GOALS BY PERIOD

	1ST	2ND	3RD	OT	TOTAL
LIGHTNING	1	2	3	0	6
BLACKHAWKS	0	1	1	0	2

SHOTS BY PERIOD

	1ST	2ND	3RD	OT	TOTAL
LIGHTNING	13	18	22	3	56
BLACKHAWKS	29	23	14	1	67

INDIVIDUAL SCORING

TAMPA BAY LIGHTNING

Player	GP	G	A	P	+/-	PIM	PP	SH
Stamkos	2	2	1	3	1	0	1	0
Drouin	2	0	2	2	2	2	0	0
Garrison	2	0	2	2	1	0	0	0
Boyle	2	1	0	1	1	0	0	0
Callahan	2	1	0	1	-1	0	1	0
Kucherov	2	1	0	1	1	0	0	0
Paquette	2	1	0	1	1	2	0	1
Filippula	2	0	1	1	-1	2	0	0
Johnson	2	0	1	1	-1	0	0	0
Palat	2	0	1	1	0	2	0	0
Brewer	1	0	1	1	0	4	0	0
Hedman	1	0	1	1	0	0	0	0
Nesterov	1	0	1	1	2	0	0	0
Brown	2	0	0	0	1	4	0	0
Stralman	2	0	0	0	0	2	0	0
Sustr	2	0	0	0	1	2	0	0
Barberio	1	0	0	0	0	0	0	0
Carle	1	0	0	0	1	0	0	0

Power Play: 2-9 (22.2%)
 Penalty Killing: 9-9 (100.0%)

CHICAGO BLACKHAWKS

Player	GP	G	A	P	+/-	PIM	PP	SH
Kruger	2	1	0	1	0	0	0	0
Richards	2	1	0	1	0	0	0	0
Hjalmarsson	2	0	1	1	0	2	0	0
Hossa	2	0	1	1	1	0	0	0
Saad	2	0	1	1	1	0	0	0
Versteeg	2	0	1	1	0	4	0	0
Bickell	2	0	0	0	-1	0	0	0
Keith	2	0	0	0	-1	6	0	0
Seabrook	2	0	0	0	-3	2	0	0
Shaw	2	0	0	0	-1	0	0	0
Smith	2	0	0	0	0	2	0	0
Toews	2	0	0	0	-2	0	0	0
Cumiskey	1	0	0	0	0	0	0	0
Erixon	1	0	0	0	-1	0	0	0
Kane	1	0	0	0	-2	0	0	0
Morin	1	0	0	0	0	4	0	0
Nordstrom	1	0	0	0	0	0	0	0
Oduya	1	0	0	0	0	0	0	0
Regin	1	0	0	0	0	0	0	0
Rozsival	1	0	0	0	1	0	0	0
Rundblad	1	0	0	0	-1	0	0	0

Power Play: 0-9 (0.0%)
 Penalty Killing: 7-9 (77.8%)

GOALTENDING

TAMPA BAY LIGHTNING

GOALIE	GP	MIN	W-L-OT	SO	GA	SA	SV	GAA	SV%
Bishop	2	125	1-0-1	1	2	67	65	0.96	.970

CHICAGO BLACKHAWKS

GOALIE	GP	MIN	W-L-OT	SO	GA	SA	SV	GAA	SV%
Crawford	1	65	1-0-0	0	2	27	25	1.85	0.926
Darling	1	60	0-1-0	0	4	29	25	4.00	0.862

COLORADO AVALANCHE



1000 Chopper Circle
Denver, CO 80204
Phone (303) 405-1100
Website avalanche.nhl.com
Team Colors Burgundy, Blue, Silver, Black
Inaugural Season 1979-80 (Relocated from Quebec in 1995)
Arena Pepsi Center (18,007)
Stanley Cup Titles 2 (1996, 2001)
Television Altitude Sports & Entertainment Network
Radio KKFN-FM 104.3
General Manager Joe Sakic
Head Coach Patrick Roy
Assistant Coaches Tim Army, Dave Farnish
Media & Communications Managers Jean Martineau, Brendan McNicholas

SERIES INFORMATION

Last Lightning Win: Jan. 17, 2015 (Colorado 2 @ Lightning 3, 50)
Last Colorado Win: Feb. 22, 2015 (Lightning 4 @ Colorado 5)
Last Tie: Dec. 11, 2000 (Lightning 2 @ Colorado 2)
Last Lightning Overtime Win: Jan. 21, 1997 (Colorado 2 @ Lightning 3)
Last Colorado Overtime Win: Dec. 23, 2011 (Lightning 1 @ Colorado 2)
Last Lightning Shootout Win: Jan. 17, 2015 (Colorado 2 @ Lightning 3)
Last Colorado Shootout Win: Dec. 11, 2009 (Lightning 1 @ Colorado 2)
Last Lightning Shutout: Mar. 1, 2004 (Lightning 3 @ Colorado 0)
Last Colorado Shutout: Nov. 30, 2009 (Colorado 3 @ Lightning 0)
Last Lightning Win at Home: Jan. 17, 2015 (Colorado 2 @ Lightning 3, 50)
Last Colorado Win at Home: Feb. 22, 2015 (Lightning 4 @ Colorado 5)
Last Lightning Win at Colorado: Mar. 1, 2004 (Lightning 3 @ Colorado 0)
Last Colorado Win at Tampa Bay: Nov. 30, 2009 (Colorado 3 @ Lightning 0)
Most Goals by Lightning: 6, Dec. 4, 2010 (Colorado 5 @ Lightning 6)
Most Goals by Colorado: 8, 3x, Last: Nov. 13, 1998 (Lightning 1 @ Colorado 8)
Most Goals by Both Teams: 11, Dec. 4, 2010 (Colorado 5 @ Lightning 6)
Last Lightning Hat Trick: Tyler Johnson, Jan. 25, 2014 (Colorado 2 @ Lightning 5)
Last Colorado Hat Trick: Nathan MacKinnon, Feb. 22, 2015 (Lightning 4 @ Colorado 5)

2015-2016 SCHEDULE

DATE	SITE	TIME
October 29	Tampa Bay	7:30 PM
January 12	Colorado	9:00 PM

ALL-TIME SERIES

SEASON	OVERALL						HOME						ROAD											
	GP	W	L	T	OTL	PTS	GF	GA	GP	W	L	T	OTL	PTS	GF	GA	GP	W	L	T	OTL	PTS	GF	GA
2014-15	2	1	1	-	-	2	6	7	1	1	0	-	-	2	2	2	1	0	1	-	0	0	4	5
2013-14	2	1	1	-	-	2	8	8	1	1	0	-	-	2	5	2	1	0	1	-	-	0	3	6
2012-13	-	-	-	-	-	-	-	-	-	-	-	-	-	-	-	-	-	-	-	-	-	-	-	-
2011-12	1	0	0	-	1	1	1	2	-	-	-	-	-	-	-	-	1	0	0	-	1	1	1	2
2010-11	1	1	0	-	0	2	6	5	1	1	0	-	0	2	6	5	-	-	-	-	-	-	-	-
2009-10	2	0	1	-	1	1	4	4	1	0	1	-	0	0	0	3	1	0	0	-	1	1	1	1
2008-09	2	0	1	-	1	1	4	5	1	0	0	-	1	1	1	1	1	0	1	-	0	0	3	4
2007-08	1	0	1	-	0	0	0	3	1	0	1	-	0	0	0	3	-	-	-	-	-	-	-	-
2006-07	1	0	1	-	0	0	2	4	-	-	-	-	-	-	-	-	1	0	1	-	0	0	2	4
2005-06	-	-	-	-	-	-	-	-	-	-	-	-	-	-	-	-	-	-	-	-	-	-	-	-
2004-05	-	-	-	-	-	-	-	-	-	-	-	-	-	-	-	-	-	-	-	-	-	-	-	-
2003-04	2	1	0	0	1	3	7	5	1	0	0	0	1	4	5	1	1	0	0	0	0	2	3	0
2002-03	1	1	0	0	0	2	4	4	1	1	0	0	0	2	4	3	-	-	-	-	-	-	-	-
2001-02	1	0	1	0	0	0	2	2	-	-	-	-	-	-	-	-	1	0	1	0	0	0	1	2
2000-01	2	0	1	1	0	1	2	4	1	0	1	0	0	0	0	2	1	0	0	1	0	1	2	2
1999-00	1	0	1	0	0	0	1	5	-	-	-	-	-	-	-	-	1	0	1	0	0	0	1	4
1998-99	2	1	1	0	-	2	3	9	1	1	0	0	-	2	2	1	1	0	1	0	-	0	1	8
1997-98	2	1	0	1	-	3	5	4	1	0	0	1	-	1	3	3	1	1	0	0	-	2	2	1
1996-97	2	1	1	0	-	2	5	6	1	1	0	0	-	2	3	2	1	0	1	0	-	0	2	4
1995-96	2	1	0	1	-	3	8	6	1	1	0	0	-	2	4	2	1	0	0	1	-	1	4	4
1994-95	3	1	2	0	-	2	8	14	1	1	0	0	-	2	5	2	2	0	2	0	-	0	3	12
1993-94	4	3	1	0	-	6	15	14	2	2	0	0	-	4	9	5	2	1	1	0	-	2	6	9
1992-93	3	1	2	0	-	2	8	11	2	1	1	0	-	2	5	7	1	0	1	0	-	0	3	4
TOTALS	37	14	16	3	4	35	96	122	18	11	4	1	2	25	53	48	19	3	12	2	2	10	42	72

OPPONENTS/120

2014-15 SEASON SUMMARY

WON: 1 LOST: 1 OT: 0

AT TAMPA BAY LIGHTNING

DATE	TEAM	OPPONENT	ATTEND	GOALTENDERS	W GOAL
17 Jan '15**	Lightning 3	Avalanche 2	19,204	Bishop vs. Varlamov	Ryan Callahan

AT COLORADO AVALANCHE

*-Overtime **-Shootout

DATE	TEAM	OPPONENT	ATTEND	GOALTENDERS	W GOAL
22 Feb '15	Lightning 4	Avalanche 5	17,385	Vasilevskiy vs. Varlamov	Alex Tanguay

GOALS BY PERIOD

	1ST	2ND	3RD	OT	TOTAL
LIGHTNING	2	1	3	0	6
AVALANCHE	1	4	2	0	7

SHOTS BY PERIOD

	1ST	2ND	3RD	OT	TOTAL
LIGHTNING	26	22	13	2	63
AVALANCHE	10	28	17	5	60

INDIVIDUAL SCORING

TAMPA BAY LIGHTNING

Player	GP	G	A	P	+/-	PIM	PP	SH
Johnson	2	1	2	3	1	0	0	0
Kucherov	2	1	1	2	1	2	0	0
Stralman	2	1	1	2	-4	0	0	0
Filppula	2	0	2	2	1	0	0	0
Killorn	2	0	2	2	-3	0	0	0
Callahan	2	1	0	1	-2	5	1	0
Connolly	2	1	0	1	1	0	0	0
Palat	2	1	0	1	-1	0	0	0
Hedman	2	0	1	1	0	2	0	0
Paquette	2	0	1	1	0	0	0	0
Barberio	2	0	0	0	-2	0	0	0
Boyle	2	0	0	0	-1	5	0	0
Drouin	2	0	0	0	1	0	0	0
Garrison	2	0	0	0	1	0	0	0
Morrow	2	0	0	0	0	7	0	0
Nesterov	2	0	0	0	0	0	0	0
Stamkos	2	0	0	0	-3	2	0	0
Sustr	2	0	0	0	1	0	0	0

Power Play: 1-4 (25.0%)
Penalty Killing: 4-4 (100.0%)

COLORADO AVALANCHE

Player	GP	G	A	P	+/-	PIM	PP	SH
MacKinnon	2	4	1	5	2	0	0	0
O'Reilly	2	1	2	3	2	0	0	0
Landeskog	2	0	2	2	2	0	0	0
Duchene	2	1	0	1	-1	0	0	0
Tanguay	2	1	0	1	0	0	0	0
Barrie	2	0	1	1	2	2	0	0
Everberg	2	0	1	1	1	0	0	0
Hejda	1	0	1	1	1	2	0	0
Johnson	1	0	1	1	2	0	0	0
Cliche	2	0	0	0	0	0	0	0
Guenin	2	0	0	0	2	5	0	0
Holden	2	0	0	0	-2	0	0	0
Iginla	2	0	0	0	0	5	0	0
McLeod	2	0	0	0	0	5	0	0
Mitchell	2	0	0	0	1	0	0	0
Stuart	2	0	0	0	0	0	0	0
Talbot	2	0	0	0	0	2	0	0
Briere	1	0	0	0	0	0	0	0
Carey	1	0	0	0	0	0	0	0

Power Play: 0-4 (0.0%)
Penalty Killing: 3-4 (75.0%)

GOALTENDING

TAMPA BAY LIGHTNING

GOALIE	GP	MIN	W-L-OT	SO	GA	SA	SV	GAA	SV%
Bishop	1	65	1-0-0	0	2	42	40	1.85	.952
Vasilevskiy	1	58	0-1-0	0	5	18	13	5.16	.722

COLORADO AVALANCHE

GOALIE	GP	MIN	W-L-OT	SO	GA	SA	SV	GAA	SV%
Varlamov	2	123	1-0-1	0	6	63	57	2.93	.905

OPPONENTS/121

COLUMBUS BLUE JACKETS



200 W. Nationwide Blvd.
Columbus, OH 43215
Phone (614) 246-4625
Website bluejackets.nhl.com
Team Colors Navy, Red, Silver, White
Inaugural Season 2000-01
Arena Nationwide Arena (18,500)
Stanley Cup Titles None
Television Fox Sports Ohio
Radio WBNS-FM 97.1, WWCD-FM 102.5
General Manager Jarmo Kekalainen
Head Coach Todd Richards
Assistant Coaches Craig Hartsburg, Brad Larsen, Kenny McCudden
Media & Communications Managers Todd Sharrock, Karen Davis, Glenn Odebralski

SERIES INFORMATION

Last Lightning Win: Jan. 31, 2015 (Columbus 1 @ Lightning 3)
Last Columbus Win: Dec. 6, 2014 (Columbus 3 @ Lightning 1)
Last Tie: Oct. 23, 2002 (Lightning 2 @ Columbus 2)
Last Lightning Overtime Win: Mar. 24, 2009 (Columbus 1 @ Lightning 2)
Last Columbus Overtime Win: None
Last Lightning Shootout Win: Jan. 18, 2011 (Columbus 2 @ Lightning 3)
Last Columbus Shootout Win: None
Last Lightning Shutout: Oct. 23, 2003 (Lightning 1 @ Columbus 0)
Last Columbus Shutout: Dec. 3, 2013 (Lightning 0 @ Columbus 1)
Last Lightning Win at Home: Jan. 31, 2015 (Columbus 1 @ Lightning 3)
Last Columbus Win at Home: Jan. 13, 2014 (Lightning 2 @ Columbus 3)
Last Lightning Win at Columbus: Nov. 8, 2014 (Lightning 7 @ Columbus 4)
Last Columbus Win at Tampa Bay: Dec. 6, 2014 (Columbus 3 @ Lightning 1)
Most Goals by Lightning: 7, Nov. 8, 2014 (Lightning 7 @ Columbus 4)
Most Goals by Columbus: 5, Mar. 9, 2008 (Lightning 3 @ Columbus 5)
Most Goals by Both Teams: 11, Nov. 8, 2014 (Lightning 7 @ Columbus 4)
Last Lightning Hat Trick: None
Last Columbus Hat Trick: None

2015- 2016 SCHEDULE

DATE	SITE	TIME
December 14	Columbus	7:00 PM
December 26	Tampa Bay	7:00 PM
March 13	Columbus	3:00 PM

ALL-TIME SERIES

SEASON	OVERALL									HOME									ROAD								
	GP	W	L	T	OTL	PTS	GF	GA		GP	W	L	T	OTL	PTS	GF	GA		GP	W	L	T	OTL	PTS	GF	GA	
2014-15	3	2	1	-	0	4	11	8		2	1	1	-	0	2	4	4		1	1	0	-	0	2	7	4	
2013-14	3	1	2	-	-	2	5	6		1	1	0	-	-	2	3	2		2	0	2	-	0	0	2	4	
2012-13	-	-	-	-	-	-	-	-		-	-	-	-	-	-	-	-		-	-	-	-	-	-	-	-	
2011-12	2	2	0	-	0	4	7	4		1	1	0	-	0	2	4	2		1	1	0	-	0	2	3	2	
2010-11	1	1	0	-	0	2	2	2		1	1	0	0	-	2	2	2		-	-	-	-	-	-	-	-	
2009-10	1	0	1	-	0	0	2	3		-	-	-	-	-	-	-	-		1	0	1	-	0	0	2	3	
2008-09	1	1	0	-	0	2	2	1		1	1	0	-	0	2	2	1		-	-	-	-	-	-	-	-	
2007-08	1	0	1	-	0	0	3	5		-	-	-	-	-	-	-	-		1	0	1	-	0	0	3	5	
2006-07	-	-	-	-	-	-	-	-		-	-	-	-	-	-	-	-		-	-	-	-	-	-	-	-	
2005-06	1	1	0	-	0	2	4	2		1	1	0	-	0	2	4	2		-	-	-	-	-	-	-	-	
2004-05	DID NOT PLAY																										
2003-04	2	1	1	0	0	2	1	2		1	0	1	0	0	0	0	2		1	1	0	0	0	2	1	0	
2002-03	1	0	0	1	0	1	2	2		-	-	-	-	-	-	-	-		1	0	0	1	0	1	2	2	
2001-02	1	1	0	0	0	2	1	0		1	1	0	0	0	2	1	0		-	-	-	-	-	-	-	-	
2000-01	2	1	1	0	0	2	5	4		1	1	0	0	0	2	4	1		1	0	1	0	0	0	1	3	
TOTALS	19	11	7	1	0	23	45	39		10	8	2	0	0	16	24	16		9	3	5	1	0	7	21	23	

2014-15 SEASON SUMMARY

WON: 2 LOST: 1 OT: 0

AT TAMPA BAY LIGHTNING

DATE	TEAM	OPPONENT	ATTEND	GOALTENDERS	W GOAL
6 Dec '14	Lightning 1	Blue Jackets 3	17,467	Bishop vs. Bobrovsky	David Savard
31 Jan '15	Lightning 3	Blue Jackets 1	18,477	Bishop vs. McElhinney	Cedric Paquette

AT COLUMBUS BLUE JACKETS

* - Overtime ** - Shootout

DATE	TEAM	OPPONENT	ATTEND	GOALTENDERS	W GOAL
8 Nov '14	Lightning 7	Blue Jackets 4	14,892	Nabokov vs. McElhinney, Forsberg	Ryan Callahan

GOALS BY PERIOD

	1ST	2ND	3RD	OT	TOTAL
LIGHTNING	5	2	4	0	11
BLUE JACKETS	2	2	4	0	8

SHOTS BY PERIOD

	1ST	2ND	3RD	OT	TOTAL
LIGHTNING	37	41	28	0	106
BLUE JACKETS	20	31	36	0	87

INDIVIDUAL SCORING

TAMPA BAY LIGHTNING

Player	GP	G	A	P	+/-	PIM	PP	SH
Drouin	3	0	4	4	2	2	0	0
Callahan	3	1	2	3	3	2	0	0
Johnson	3	2	0	2	-1	0	1	0
Paquette	3	2	0	2	1	0	0	0
Filppula	3	1	1	2	2	0	0	0
Brown	1	1	1	2	2	0	0	0
Garrison	3	0	2	2	5	0	0	0
Kucherov	3	0	2	2	-2	2	0	0
Morrow	3	0	2	2	3	0	0	0
Boyle	3	1	0	1	2	4	0	0
Palat	3	1	0	1	-1	2	0	0
Stralman	3	1	0	1	0	8	1	0
Connolly	2	1	0	1	1	0	0	0
Stankos	3	0	1	1	2	0	0	0
Sustr	3	0	1	1	1	2	0	0
Gudas	2	0	1	1	2	2	0	0
Killorn	2	0	1	1	0	2	0	0
Naumov	1	0	1	1	1	2	0	0
Carle	2	0	0	0	-2	2	0	0
Hedman	2	0	0	0	1	0	0	0
Barberio	1	0	0	0	0	0	0	0
Brewer	1	0	0	0	1	2	0	0
Witkowski	1	0	0	0	2	0	0	0

Power Play: 2-9 (22.2%)
Penalty Killing: 8-12 (66.7%)

GOALTENDING

TAMPA BAY LIGHTNING

GOALIE	GP	MIN	W-L-OT	SO	GA	SA	SV	GAA	SV%
Bishop	2	116	1-1-0	0	4	55	51	2.06	.927
Nabokov	1	59	1-0-0	0	4	32	28	4.00	.875

COLUMBUS BLUE JACKETS

Player	GP	G	A	P	+/-	PIM	PP	SH
Hartnell	3	2	1	3	0	4	2	0
Johansen	3	2	1	3	-1	2	0	0
Wisniewski	3	0	3	3	-2	2	0	0
Foligno	3	1	1	2	0	0	1	0
Savard	3	1	1	2	-2	0	1	0
Erixon	2	0	2	2	0	0	0	0
Skille	3	1	0	1	-3	2	0	0
Jenner	2	1	0	1	-1	0	0	0
Atkinson	3	0	1	1	0	2	0	0
Chaput	2	0	1	1	0	0	0	0
Gibbons	2	0	1	1	1	0	0	0
Johnson	2	0	1	1	1	4	0	0
Calvert	1	0	1	1	1	2	0	0
Murray	1	0	1	1	0	0	0	0
Boll	3	0	0	0	-2	0	0	0
Tropp	3	0	0	0	-2	2	0	0
Leopold	2	0	0	0	1	0	0	0
Prout	2	0	0	0	-2	8	0	0
Tyutin	2	0	0	0	-3	0	0	0
Wennberg	2	0	0	0	-5	0	0	0
Anisimov	1	0	0	0	-2	0	0	0
Connauton	1	0	0	0	-2	0	0	0
Dubinsky	1	0	0	0	1	2	0	0

Power Play: 4-12 (33.3%)
Penalty Killing: 7-9 (77.8%)

COLUMBUS BLUE JACKETS

GOALIE	GP	MIN	W-L-OT	SO	GA	SA	SV	GAA	SV%
Bobrovsky	1	60	1-0-0	0	1	34	33	1.00	.971
McElhinney	2	94	0-2-0	0	5	56	51	3.20	.911
Forsberg	1	20	0-0-0	0	4	15	11	12.00	.733

DALLAS STARS



2601 Avenue of the Stars
Frisco, TX 75034
Phone (214) 387-5500
Website stars.nhl.com
Team Colors Green, Silver, Black, White
Inaugural Season 1967-68 (Relocated from Minnesota in 1993)
Arena American Airlines Center (18,532)
Stanley Cup Titles 1 (1999)
Television Fox Sports Southwest, KTXA-TV
Radio KTCK-AM 1310
General Manager Jim Nill
Head Coach Lindy Ruff
Assistant Coaches Curt Fraser, James Patrick
Media & Communications Managers Tom Holy, Joe Calvillo, Ben Fromstein

2015-2016 SCHEDULE

DATE	SITE	TIME
October 15	Tampa Bay	7:30 PM
March 17	Dallas	8:30 PM

ALL-TIME SERIES

SEASON	OVERALL							HOME							ROAD									
	GP	W	L	T	OTL	PTS	GF	GA	GP	W	L	T	OTL	PTS	GF	GA	GP	W	L	T	OTL	PTS	GF	GA
2014-15	2	2	0	-	0	4	10	7	1	1	0	-	0	2	5	4	1	1	0	-	0	2	5	3
2013-14	2	1	1	-	0	2	6	7	1	0	1	-	0	0	2	5	1	1	0	-	0	2	4	2
2012-13	-	-	-	-	-	-	-	-	-	-	-	-	-	-	-	-	-	-	-	-	-	-	-	-
2011-12	1	1	0	-	0	2	2	1	-	-	-	-	-	-	-	-	1	1	0	-	0	2	2	1
2010-11	1	1	0	-	0	2	5	4	1	1	0	-	0	2	5	4	-	-	-	-	-	-	-	-
2009-10	1	0	0	-	1	1	3	4	-	-	-	-	-	-	-	-	1	0	0	-	1	1	3	4
2008-09	1	1	0	-	0	2	4	2	1	1	0	-	0	2	4	2	-	-	-	-	-	-	-	-
2007-08	-	-	-	-	-	-	-	-	-	-	-	-	-	-	-	-	-	-	-	-	-	-	-	-
2006-07	1	0	0	-	1	1	1	2	1	0	0	-	1	1	1	2	0	0	0	-	0	0	0	0
2005-06	1	1	0	-	0	2	6	3	-	-	-	-	-	-	-	-	1	1	0	-	0	2	6	3
2004-05	-	-	-	-	-	-	-	-	-	-	-	-	-	-	-	-	-	-	-	-	-	-	-	-
2003-04	1	0	1	0	0	0	1	2	1	0	1	0	0	0	1	2	-	-	-	-	-	-	-	-
2002-03	1	1	0	0	0	2	4	1	-	-	-	-	-	-	-	-	1	1	0	0	0	2	4	1
2001-02	1	0	1	0	0	0	1	2	1	0	1	0	0	0	1	2	0	0	0	0	0	0	0	0
2000-01	2	0	2	0	0	0	4	9	1	0	1	0	0	0	2	3	1	0	1	0	0	0	2	6
1999-00	2	1	1	0	0	2	4	5	1	0	1	0	0	0	2	4	1	1	0	0	0	2	2	1
1998-99	2	0	2	0	-	0	5	10	1	0	1	0	-	0	1	4	1	0	1	0	-	0	4	6
1997-98	2	0	2	0	-	0	1	8	1	0	1	0	-	0	1	5	1	0	1	0	-	0	0	3
1996-97	2	0	2	0	-	0	1	6	1	0	1	0	-	0	1	2	1	0	1	0	-	0	0	4
1995-96	2	1	0	1	-	3	7	5	1	1	0	0	-	2	4	2	1	0	0	1	-	1	3	3
1994-95	-	-	-	-	-	-	-	-	-	-	-	-	-	-	-	-	-	-	-	-	-	-	-	-
1993-94	2	0	1	1	-	1	5	6	1	0	0	1	-	1	2	2	1	0	1	0	-	0	3	4
1992-93	7	1	5	1	-	3	14	22	4	0	3	1	-	1	5	11	3	1	2	0	-	2	9	11
TOTALS	34	11	18	3	2	27	84	106	18	4	11	2	1	11	37	54	16	7	7	1	1	16	47	52

2014-15 SEASON SUMMARY

WON: 2 LOST: 0 OT: 0

AT TAMPA BAY LIGHTNING

DATE	TEAM	OPPONENT	ATTEND	GOALTENDERS	W GOAL
07 Mar '15	Lightning 5	Stars 4	19,204	Vasilevskiy vs. Enroth	Brian Boyle

AT DALLAS STARS

DATE	TEAM	OPPONENT	ATTEND	GOALTENDERS	W GOAL
05 Feb '15	Lightning 5	Stars 3	16,010	Vasilevskiy vs. Lehtonen	Tyler Johnson

GOALS BY PERIOD

	1ST	2ND	3RD	OT	TOTAL
LIGHTNING	4	0	6	0	10
STARS	1	4	2	0	7

SHOTS BY PERIOD

	1ST	2ND	3RD	OT	TOTAL
LIGHTNING	17	17	23	0	57
STARS	22	26	23	0	71

INDIVIDUAL SCORING

TAMPA BAY LIGHTNING

Player	GP	G	A	P	+/-	PIM	PP	SH
Palat	2	0	5	5	2	0	0	0
Hedman	2	2	1	3	0	6	0	0
Johnson	2	2	1	3	2	0	1	0
Kucherov	2	2	1	3	2	0	0	0
Boyle	2	1	1	2	1	2	0	1
Killorn	2	1	1	2	1	0	0	0
Stankos	2	1	1	2	1	0	0	0
Callahan	2	0	2	2	1	0	0	0
Stralman	2	1	0	1	5	0	1	0
Barberio	2	0	1	1	0	0	0	0
Coburn	1	0	1	1	1	0	0	0
Drouin	2	0	0	0	0	0	0	0
Filipula	2	0	0	0	1	2	0	0
Garrison	2	0	0	0	2	0	0	0
Morrow	2	0	0	0	-1	0	0	0
Paquette	2	0	0	0	0	0	0	0
Sustr	2	0	0	0	-2	2	0	0
Brown	1	0	0	0	-1	0	0	0
Namestnikov	1	0	0	0	0	0	0	0
Witowski	1	0	0	0	-1	2	0	0

Power Play: 2-7 (28.6%)

Penalty Killing: 4-6 (66.7%)

DALLAS STARS

Player	GP	G	A	P	+/-	PIM	PP	SH
Fiddler	2	2	1	3	0	0	1	0
Seguin	2	2	1	3	-1	0	1	0
Goligoski	2	1	2	3	0	0	2	0
Klingberg	2	1	1	2	1	0	0	0
Benn	2	0	2	2	-3	2	0	0
Sceviour	2	0	2	2	0	0	0	0
Daley	1	1	0	1	-1	0	0	0
Benn	2	0	1	1	-1	0	0	0
Demers	2	0	1	1	-3	4	0	0
Horcoff	2	0	1	1	2	2	0	0
Spezza	2	0	1	1	-1	0	0	0
Eakin	2	0	0	0	-2	0	0	0
Eaves	2	0	0	0	-1	0	0	0
Garbutt	2	0	0	0	0	0	0	0
Hemsky	2	0	0	0	-2	0	0	0
Jokipakka	2	0	0	0	-2	2	0	0
Roussel	2	0	0	0	-2	2	0	0
Cole	1	0	0	0	0	2	0	0
McKenzie	1	0	0	0	-2	0	0	0
Nemeth	1	0	0	0	1	0	0	0

Power Play: 2-6 (33.3%)

Penalty Killing: 5-7 (71.4%)

GOALTENDING

TAMPA BAY LIGHTNING

GOALIE	GP	MIN	W-L-OT	SO	GA	SA	SV	GAA	SV%
Vasilevskiy	2	120	2-0-0	0	7	71	64	3.50	.901

DALLAS STARS

GOALIE	GP	MIN	W-L-OT	SO	GA	SA	SV	GAA	SV%
Lehtonen	1	58	0-1-0	0	4	28	24	4.13	.857
Enroth	1	59	0-1-0	0	4	27	23	4.09	.852

DETROIT RED WINGS



19 Steve Yzerman Dr.
 Detroit, MI 48226
 Phone (313) 471-7000
 Website redwings.nhl.com
 Team Colors Red, White
 Inaugural Season 1926-27
 Arena Joe Louis Arena (20,027)
 Stanley Cup Titles 11 (1936, 1937, 1943, 1950, 1952, 1954, 1955, 1997, 1998, 2002, 2008)
 Television Fox Sports Detroit
 Radio WXYF-AM 1270, WXYF-FM 97.1
 General Manager Ken Holland
 Head Coach Jeff Blashill
 Assistant Coaches Tony Granato, Pat Ferschweiler
 Media & Communications Managers Craig Turnbull, Todd Beam, Kyle Kujawa

SERIES INFORMATION

Last Lightning Win: Mar. 20, 2015 (Detroit 1 @ Lightning 3)
 Last Detroit Win: Mar. 28, 2015 (Lightning 0 @ Detroit 4)
 Last Tie: Mar. 8, 2004 (Lightning 1 @ Detroit 1)
 Last Lightning Overtime Win: Nov. 9, 2013 (Lightning 3 @ Detroit 2)
 Last Detroit Overtime Win: Feb. 26, 2002 (Detroit 4 @ Lightning 3)
 Last Lightning Shootout Win: Nov. 9, 2014 (Lightning 4 @ Detroit 3)
 Last Detroit Shootout Win: None
 Last Lightning Shutout: Dec. 15, 2013 (Lightning 3 @ Detroit 0)
 Last Detroit Shutout: Mar. 28, 2015 (Lightning 0 @ Detroit 4)
 Last Lightning Win at Home: Mar. 20, 2015 (Detroit 1 @ Lightning 3)
 Last Detroit Win at Home: Mar. 28, 2015 (Lightning 0 @ Detroit 4)
 Last Lightning Win at Detroit: Nov. 9, 2014 (Lightning 4 @ Detroit 3, SO)
 Last Detroit Win at Tampa Bay: Feb. 17, 2011 (Detroit 6 @ Lightning 2)
 Most Goals by Lightning: 7, Dec. 5, 1992 (Detroit 9 @ Lightning 7)
 Most Goals by Detroit: 10, Nov. 23, 1992 (Lightning 5 @ Detroit 10)
 Most Goals by Both Teams: 16, Dec. 5, 1992 (Detroit 9 @ Lightning 7)
 Last Lightning Hat Trick: Cedric Paquette, Jan. 29, 2015 (Detroit 1 @ Lightning 5)
 Last Detroit Hat Trick: None

2015-2016 SCHEDULE

DATE	SITE	TIME
October 13	Detroit	7:30 PM
November 3	Detroit	7:30 PM
February 3	Tampa Bay	8:00 PM
March 22	Tampa Bay	7:30 PM

ALL-TIME SERIES

SEASON	OVERALL						HOME						ROAD													
	GP	W	L	T	OTL	PTS	GF	GA	GP	W	L	T	OTL	PTS	GF	GA	GP	W	L	T	OTL	PTS	GF	GA		
2014-15	4	3	1	-	0	6	11	9	2	2	0	-	0	4	8	2	2	1	1	-	0	2	3	7		
2013-14	5	4	1	-	0	8	14	8	2	2	0	-	0	4	6	3	3	2	1	-	0	4	8	5		
2012-13	-	-	-	-	-	-	-	-	-	-	-	-	-	-	-	-	-	-	-	-	-	-	-	-		
2011-12	1	0	1	-	0	0	2	4	-	-	-	-	-	-	-	-	1	0	1	-	0	0	2	4		
2010-11	1	0	1	-	0	0	2	6	1	0	1	-	0	0	2	6	-	-	-	-	-	-	-	-		
2009-10	1	0	1	-	0	0	0	3	-	-	-	-	-	-	-	-	1	0	1	-	0	0	0	3		
2008-09	1	0	1	-	0	0	0	3	1	0	1	-	0	0	3	4	-	-	-	-	-	-	-	-		
2007-08	1	0	1	-	0	0	2	4	-	-	-	-	-	-	-	-	1	0	1	-	0	0	2	4		
2006-07	-	-	-	-	-	-	-	-	-	-	-	-	-	-	-	-	-	-	-	-	-	-	-	-		
2005-06	1	0	1	-	0	0	3	6	1	0	1	-	0	0	3	6	-	-	-	-	-	-	-	-		
2004-05	-	-	-	-	-	-	-	-	DID NOT PLAY						-	-	-	-	-	-	-	-	-	-		
2003-04	1	0	0	1	0	1	1	1	-	-	-	-	-	-	-	-	1	0	0	1	0	1	1	1	1	
2002-03	2	1	1	0	0	2	3	3	1	1	0	0	0	2	1	0	1	0	1	0	0	0	2	3		
2001-02	1	0	0	0	1	1	4	4	1	0	0	0	1	1	3	4	0	0	0	0	0	0	0	0		
2000-01	2	1	1	0	0	2	4	5	1	1	0	0	0	2	3	0	1	0	1	0	0	0	1	5		
1999-00	2	1	1	0	0	2	4	5	1	1	0	0	0	2	3	2	1	0	1	0	0	0	1	3		
1998-99	2	0	2	0	-	0	4	11	1	0	1	0	-	0	3	5	1	0	1	0	-	0	1	6		
1997-98	2	0	2	0	-	0	4	8	1	0	1	0	-	0	4	5	1	0	1	0	-	0	0	3		
1996-97	2	0	1	1	-	1	6	7	1	0	0	1	-	1	3	3	1	0	1	0	-	0	2	4		
1995-96	2	0	2	0	-	0	2	5	1	0	1	0	-	0	2	3	1	0	1	0	-	0	0	2		
1994-95	-	-	-	-	-	-	-	-	-	-	-	-	-	-	-	-	-	-	-	-	-	-	-	-		
1993-94	3	1	2	0	-	2	8	11	2	0	2	0	-	0	4	9	1	1	0	0	-	2	4	2		
1992-93	7	1	6	0	-	2	26	48	4	1	3	0	-	2	17	30	3	0	3	0	-	0	9	18		
TOTALS	41	12	26	2	1	27	103	152	21	8	11	1	1	18	65	82	20	4	15	1	0	9	36	70		

2014-15 SEASON SUMMARY

WON: 3 LOST: 1 OT: 0

AT TAMPA BAY LIGHTNING

DATE	TEAM	OPPONENT	ATTEND	GOALTENDERS	W GOAL
29 Jan '15	Lightning 5	Red Wings 1	19,204	Bishop vs. Mrazek, McCollum	Cedric Paquette
20 Mar '15	Lightning 3	Red Wings 1	19,204	Bishop vs. Howard	Alex Killorn

AT DETROIT RED WINGS

* - Overtime ** - Shootout

DATE	TEAM	OPPONENT	ATTEND	GOALTENDERS	W GOAL
09 Nov '14**	Lightning 4	Red Wings 3	20,027	Bishop vs. Howard	Ryan Callahan
28 Mar '15	Lightning 0	Red Wings 4	20,027	Bishop vs. Mrazek	Joakim Andersson

GOALS BY PERIOD

	1ST	2ND	3RD	OT	TOTAL
LIGHTNING	3	6	2	0	11
RED WINGS	2	5	2	0	9

SHOTS BY PERIOD

	1ST	2ND	3RD	OT	TOTAL
LIGHTNING	38	36	40	3	117
RED WINGS	37	30	32	3	102

INDIVIDUAL SCORING

TAMPA BAY LIGHTNING

Player	GP	G	A	P	+/-	PIM	PP	SH
Stamkos	4	4	0	4	0	0	2	0
Paquette	3	3	0	3	2	4	0	1
Killorn	3	1	2	3	2	0	0	0
Drouin	4	0	3	3	1	12	0	0
Palat	4	0	3	3	3	2	0	0
Johnson	4	1	1	2	2	0	0	0
Stralman	4	1	1	2	1	0	0	0
Callahan	4	0	2	2	-2	8	0	0
Hedman	3	0	2	2	1	2	0	0
Barberio	2	1	0	1	1	0	0	0
Boyle	4	0	1	1	2	2	0	0
Filppula	4	0	1	1	-2	0	0	0
Garrison	4	0	1	1	5	5	0	0
Sustr	4	0	1	1	1	2	0	0
Kucherov	4	0	0	0	1	0	0	0
Brown	3	0	0	0	0	0	0	0
Carle	3	0	0	0	-1	0	0	0
Morrow	3	0	0	0	-1	0	0	0
Namesnikov	3	0	0	0	-1	0	0	0
Nesterov	2	0	0	0	-2	0	0	0
Brewer	1	0	0	0	0	0	0	0
Connolly	1	0	0	0	0	4	0	0
Gudas	1	0	0	0	0	2	0	0

Power Play: 2-16 (12.5%)
 Penalty Killing: 10-13 (76.9%)

DETROIT RED WINGS

Player	GP	G	A	P	+/-	PIM	PP	SH
Nyquist	4	2	2	4	-1	0	0	0
Helm	4	2	0	2	-2	2	1	0
Franzen	1	1	1	2	-1	0	1	0
Ericsson	4	0	2	2	-2	2	0	0
Kronwall	4	0	2	2	-1	0	0	0
Quincey	4	0	2	2	2	16	0	0
Abdelkader	4	1	0	1	-1	11	0	0
Andersson	4	1	0	1	1	4	0	0
Glendening	4	1	0	1	1	2	0	0
Tatar	4	1	0	1	0	0	1	0
Datsyuk	2	0	1	1	0	0	0	0
Weiss	2	0	1	1	0	0	0	0
DeKeyser	4	0	0	0	2	2	0	0
Miller	4	0	0	0	0	2	0	0
Smith	4	0	0	0	-3	4	0	0
Zetterberg	4	0	0	0	-2	2	0	0
Jurco	3	0	0	0	-1	0	0	0
Sheahan	3	0	0	0	-2	2	0	0
Pulkkinen	2	0	0	0	1	4	0	0
Zidlicky	2	0	0	0	0	0	0	0
Cleary	1	0	0	0	-1	0	0	0
Cole	1	0	0	0	-2	0	0	0
Kindl	1	0	0	0	-1	0	0	0
Nestrasil	1	0	0	0	0	0	0	0
Quellet	1	0	0	0	-3	0	0	0

Power Play: 3-13 (23.1%)
 Penalty Killing: 14-16 (87.5%)

GOALTENDING

TAMPA BAY LIGHTNING

GOALIE	GP	MIN	W-L-OT	SO	GA	SA	SV	GAA	SV%
Bishop	4	244	3-1-0	0	8	101	93	1.97	.921

DETROIT RED WINGS

GOALIE	GP	MIN	W-L-OT	SO	GA	SA	SV	GAA	SV%
Mrazek	2	100	1-1-0	1	5	38	33	3.00	.868
Howard	2	123	0-1-1	0	5	61	56	2.43	.918
McCollum	1	20	0-0-0	0	0	17	17	0.00	1.000

EDMONTON OILERS



10233 96 Avenue N.W.
Edmonton, AB, Canada T5K 0A5
Phone (780) 414-4625
Website oilers.nhl.com
Team Colors Orange, Blue, White
Inaugural Season 1979-80
Arena Rexall Place (16,839)
Stanley Cup Titles 5 (1984, 1985, 1987, 1988, 1990)
Television Sportsnet West
Radio CHED-AM 630
General Manager Peter Chiarelli
Head Coach Todd McLellan
Assistant Coaches Jay Woodcroft, Jim Johnson, Ian Herbers
Media & Communications Managers J.J. Hebert, Patrick Garland, Shawn May

SERIES INFORMATION

Last Lightning Win: Jan. 15, 2015 (Edmonton 2 @ Lightning 3)
Last Edmonton Win: Oct. 20, 2014 (Lightning 2 @ Edmonton 3)
Last Tie: Dec. 12, 1996 (Edmonton 2 @ Lightning 2)
Last Lightning Overtime Win: None
Last Edmonton Overtime Win: Mar. 13, 2001 (Edmonton 5 @ Lightning 4)
Last Lightning Shootout Win: Mar. 22, 2012 (Edmonton 2 @ Lightning 3)
Last Edmonton Shootout Win: Dec. 10, 2010 (Lightning 3 @ Edmonton 4)
Last Lightning Shutout: Jan. 3, 1996 (Lightning 5 @ Edmonton 0)
Last Edmonton Shutout: Mar. 11, 1998 (Edmonton 2 @ Lightning 0)
Last Lightning Win at Home: Jan. 15, 2015 (Edmonton 2 @ Lightning 3)
Last Edmonton Win at Home: Oct. 20, 2014 (Lightning 2 @ Edmonton 3)
Last Lightning Win at Edmonton: Mar. 7, 2007 (Lightning 3 @ Edmonton 1)
Last Edmonton Win at Tampa Bay: Dec. 9, 2009 (Edmonton 3 @ Lightning 2)
Most Goals by Lightning: 6, Oct. 20, 1992 (Edmonton 1 @ Lightning 6)
Most Goals by Edmonton: 7, Jan. 28, 2000 (Edmonton 7 @ Lightning 3)
Most Goals by Both Teams: 10, Jan. 28, 2000 (Edmonton 7 @ Lightning 3)
Last Lightning Hat Trick: None
Last Edmonton Hat Trick: None

2015-2016 SCHEDULE

DATE	SITE	TIME
January 8	Edmonton	9:00 PM
January 19	Tampa Bay	7:30 PM

ALL-TIME SERIES

SEASON	OVERALL							HOME							ROAD											
	GP	W	L	T	OTL	PTS	GF	GA	GP	W	L	T	OTL	PTS	GF	GA	GP	W	L	T	OTL	PTS	GF	GA		
2014-15	2	1	1	-	0	2	5	5	1	1	0	-	0	2	3	2	1	0	1	-	0	0	2	3	3	
2013-14	2	1	1	-	0	2	7	7	1	1	0	-	0	2	4	2	1	0	1	-	0	0	3	5	5	
2012-13	-	-	-	-	-	-	-	-	-	-	-	-	-	-	-	-	-	-	-	-	-	-	-	-	-	
2011-12	1	1	0	-	0	2	3	2	1	1	0	-	0	2	3	2	-	-	-	-	-	-	-	-	-	
2010-11	1	0	0	-	1	1	3	4	-	-	-	-	-	-	-	-	1	0	0	-	1	1	3	4	4	
2009-10	1	0	1	-	0	0	2	3	1	0	1	-	0	0	2	3	-	-	-	-	-	-	-	-	-	
2008-09	1	0	1	-	0	0	3	5	-	-	-	-	-	-	-	-	1	0	1	-	0	0	3	5	5	
2007-08	1	1	0	-	0	2	4	3	1	1	0	-	0	2	4	3	-	-	-	-	-	-	-	-	-	
2006-07	1	1	0	-	0	2	3	1	-	-	-	-	-	-	-	-	1	1	0	-	0	2	3	1	1	
2005-06	-	-	-	-	-	-	-	-	-	-	-	-	-	-	-	-	-	-	-	-	-	-	-	-	-	
2004-05	-	-	-	-	-	-	-	-	DID NOT PLAY							-	-	-	-	-	-	-	-	-	-	-
2003-04	1	1	0	0	0	2	3	2	-	-	-	-	-	-	-	-	1	1	0	0	0	2	3	2	2	
2002-03	1	1	0	0	0	2	3	2	1	1	0	0	0	2	3	2	-	-	-	-	-	-	-	-	-	
2001-02	2	0	2	0	0	0	3	5	1	0	1	0	0	0	2	3	1	0	1	0	0	0	1	2	2	
2000-01	1	0	0	0	1	1	4	5	1	0	0	0	1	1	4	5	-	-	-	-	-	-	-	-	-	
1999-00	2	0	2	0	0	0	4	12	1	0	1	0	0	0	3	7	1	0	1	0	0	0	1	5	5	
1998-99	2	1	1	0	-	2	3	5	1	0	1	0	-	0	1	4	1	1	0	0	-	2	2	1	1	
1997-98	2	0	2	0	-	0	2	6	1	0	1	0	-	0	0	2	1	0	1	0	-	0	2	4	4	
1996-97	2	0	1	1	-	1	3	5	1	0	0	1	-	1	2	2	1	0	1	0	-	0	1	3	3	
1995-96	2	1	1	0	-	2	8	4	1	0	1	0	-	0	3	4	1	1	0	0	-	2	5	0	0	
1994-95	-	-	-	-	-	-	-	-	-	-	-	-	-	-	-	-	-	-	-	-	-	-	-	-	-	
1993-94	2	0	1	1	-	1	6	7	1	0	0	1	-	1	4	4	1	0	1	0	-	0	2	3	3	
1992-93	4	2	2	0	-	4	13	8	2	2	0	0	-	4	9	2	2	0	2	0	-	0	4	6	6	
TOTALS	31	11	16	2	2	26	82	91	16	7	6	2	1	17	47	47	15	4	10	0	1	9	35	44		

2014-15 SEASON SUMMARY

WON: 1 LOST: 1 OT: 0

AT TAMPA BAY LIGHTNING

DATE	TEAM	OPPONENT	ATTEND	GOALTENDERS	W GOAL
15 Jan '15	Lightning 3	Oilers 2	18,809	Bishop vs. Scrivens	Ondrej Palat

AT EDMONTON OILERS

DATE	TEAM	OPPONENT	ATTEND	GOALTENDERS	W GOAL
20 Oct '14	Lightning 2	Oilers 3	16,839	Bishop vs. Scrivens	Ryan Nugent-Hopkins

GOALS BY PERIOD

	1ST	2ND	3RD	OT	TOTAL
LIGHTNING	0	2	3	0	5
OILERS	1	3	1	0	5

SHOTS BY PERIOD

	1ST	2ND	3RD	OT	TOTAL
LIGHTNING	11	14	18	0	43
OILERS	15	19	21	0	55

INDIVIDUAL SCORING

TAMPA BAY LIGHTNING

Player	GP	G	A	P	+/-	PIM	PP	SH
Johnson	2	0	3	3	1	0	0	0
Palat	2	2	0	2	0	0	0	0
Garrison	2	0	2	2	3	0	0	0
Boyle	2	1	0	1	1	0	0	0
Connolly	2	1	0	1	2	2	0	0
Stamkos	2	1	0	1	-1	0	0	0
Carle	2	0	1	1	1	2	0	0
Kucherov	2	0	1	1	2	0	0	0
Morrow	1	0	1	1	1	0	0	0
Nesterov	1	0	1	1	1	0	0	0
Barberio	2	0	0	0	0	2	0	0
Brown	2	0	0	0	1	2	0	0
Callahan	2	0	0	0	0	0	0	0
Filippula	2	0	0	0	-2	0	0	0
Namesnikov	2	0	0	0	0	4	0	0
Stralman	2	0	0	0	-2	0	0	0
Sustr	2	0	0	0	3	2	0	0
Brewer	1	0	0	0	0	0	0	0
Drouin	1	0	0	0	-1	0	0	0
Killorn	1	0	0	0	0	0	0	0
Paquette	1	0	0	0	0	0	0	0

Power Play: 0-3 (0.0%)
Penalty Killing: 5-6 (83.3%)

EDMONTON OILERS

Player	GP	G	A	P	+/-	PIM	PP	SH
Hall	2	1	2	3	0	2	0	0
Nugent-Hopkins	2	1	2	3	0	0	0	0
Pouliot	2	2	0	2	2	0	1	1
Schultz	2	1	0	1	-2	0	0	0
Eberle	2	0	1	1	-1	0	0	0
Ference	2	0	1	1	0	0	0	0
Yakupov	2	0	1	1	1	0	0	0
Fayne	2	0	0	0	0	0	0	0
Gordon	2	0	0	0	0	0	0	0
Hendricks	2	0	0	0	0	4	0	0
Nikitin	2	0	0	0	-1	0	0	0
Petry	2	0	0	0	-1	0	0	0
Purcell	2	0	0	0	-3	0	0	0
Arcobello	1	0	0	0	1	0	0	0
Draisaitl	1	0	0	0	-2	0	0	0
Fraser	1	0	0	0	-1	0	0	0
Joensuu	1	0	0	0	0	2	0	0
Klefbom	1	0	0	0	-1	0	0	0
Klinkhammer	1	0	0	0	0	0	0	0
Lander	1	0	0	0	-1	0	0	0
Marincin	1	0	0	0	1	0	0	0
Perron	1	0	0	0	-2	0	0	0

Power Play: 1-6 (16.7%)
Penalty Killing: 3-3 (100.0%)

GOALTENDING

TAMPA BAY LIGHTNING

GOALIE	GP	MIN	W-L-OT	SO	GA	SA	SV	GAA	SV%
Bishop	2	119	1-1-0	0	5	55	50	2.53	.909

EDMONTON OILERS

GOALIE	GP	MIN	W-L-OT	SO	GA	SA	SV	GAA	SV%
Scrivens	2	118	1-1-0	0	5	43	38	2.54	.884

FLORIDA PANTHERS



1 Panther Parkway
Sunrise, Florida 33323
Phone (954) 835-7000
Website panthers.nhl.com
Team Colors Red, Blue, Gold, White
Inaugural Season 1993-94
Arena BBGT Center (19,250)
Stanley Cup Titles None
Television FOX Sports Florida
Radio WQAM-AM 560
General Manager Dale Tallon
Head Coach Gerard Gallant
Assistant Coaches John Madden, Mike Kelly
Media & Communications Managers Justin Copertino, Adelyn Biedenbach, Amanda Cifu

2015-2016 SCHEDULE

DATE	SITE	TIME
November 14	Tampa Bay	7:00 PM
November 16	Florida	7:30 PM
January 17	Tampa Bay	5:00 PM
January 23	Florida	7:00 PM
March 26	Tampa Bay	7:00 PM

ALL-TIME SERIES

SEASON	OVERALL									HOME									ROAD									
	GP	W	L	T	OTL	PTS	GF	GA		GP	W	L	T	OTL	PTS	GF	GA		GP	W	L	T	OTL	PTS	GF	GA		
2014-15	4	3	1	-	0	6	14	9		2	2	0	-	0	4	7	5		2	1	1	-	0	2	7	4		
2013-14	4	4	0	-	0	8	22	10		2	2	0	-	0	4	12	6		2	2	0	-	0	4	10	4		
2012-13	5	3	2	-	1	7	21	17		3	1	2	-	1	3	12	10		2	2	0	-	0	4	9	7		
2011-12	6	4	1	-	1	9	24	17		3	2	1	-	0	4	15	11		3	2	0	-	1	5	9	8		
2010-11	6	2	1	-	3	7	14	20		3	1	0	-	2	4	9	9		3	1	1	-	1	3	5	11		
2009-10	6	3	3	-	0	6	16	19		3	2	1	-	0	4	9	8		3	1	2	-	0	2	7	11		
2008-09	6	3	2	-	1	7	20	22		3	1	1	-	1	3	12	12		3	2	1	-	0	4	8	10		
2007-08	8	4	4	-	0	8	24	23		4	3	1	-	0	6	10	6		4	1	3	-	0	2	14	17		
2006-07	8	3	4	-	1	7	25	33		4	2	2	-	0	4	11	15		4	1	2	-	1	3	14	18		
2005-06	8	2	4	-	2	6	20	31		4	2	1	-	1	5	10	13		4	0	3	-	1	1	10	18		
2004-05																												
2003-04	6	3	2	1	0	7	15	16		3	2	0	1	0	5	9	7		3	1	2	0	0	2	6	9		
2002-03	5	3	0	2	0	8	18	10		2	1	0	1	0	3	4	2		3	2	0	1	0	5	14	8		
2001-02	5	3	2	0	0	6	10	14		3	1	2	0	0	2	4	10		2	2	0	0	0	4	6	4		
2000-01	5	3	0	0	2	8	13	11		2	2	0	0	0	4	6	4		3	1	0	0	2	4	7	7		
1999-00	5	0	4	1	0	1	13	25		3	0	3	0	0	0	6	15		2	0	1	1	0	1	8	10		
1998-99	5	0	5	0	-	0	5	17		2	0	2	0	-	0	2	5		3	0	3	0	-	0	3	12		
1997-98	5	1	2	2	-	4	10	9		3	1	0	2	-	4	9	5		2	0	2	0	-	0	1	4		
1996-97	5	1	2	2	-	4	10	12		2	1	0	1	-	3	5	3		3	0	2	1	-	1	5	9		
1995-96	6	3	3	0	-	6	14	20		3	1	2	0	-	2	9	14		3	2	1	0	-	4	5	6		
1994-95	4	1	3	0	-	2	7	14		2	1	1	0	-	2	4	6		2	0	2	0	-	0	3	8		
1993-94	5	0	3	2	-	2	6	11		3	0	2	1	-	1	2	6		2	0	1	1	-	1	4	5		
TOTALS	117	49	47	10	11	119	321	360		59	28	20	6	5	67	167	171		58	21	27	4	6	52	155	189		

SERIES INFORMATION

Last Lightning Win: Apr. 4, 2015 (Lightning 4 @ Florida 0)
Last Florida Win: Mar. 1, 2015 (Lightning 3 @ Florida 4)
Last Tie: Dec. 31, 2003 (Florida 2 @ Lightning 2)
Last Lightning Overtime Win: Oct. 9, 2014 (Florida 2 @ Lightning 3)
Last Florida Overtime Win: Mar. 12, 2010 (Lightning 3 @ Florida 4)
Last Lightning Shootout Win: Oct. 27, 2013 (Lightning 4 @ Florida 3)
Last Florida Shootout Win: Apr. 2, 2013 (Florida 3 @ Tampa Bay 2)
Last Lightning Shutout: Apr. 4, 2015 (Lightning 4 @ Florida 0)
Last Panthers Shutout: Oct. 16, 2010 (Lightning 0 @ Florida 6)
Last Lightning Win at Home: Mar. 24, 2015 (Florida 3 @ Lightning 4)
Last Panthers Win at Home: Mar. 1, 2015 (Lightning 3 @ Florida 4)
Last Lightning Win at Florida: Apr. 4, 2015 (Lightning 4 @ Florida 0)
Last Panthers Win at Tampa Bay: Apr. 27, 2013 (Florida 5 @ Lightning 3)
Most Goals by Lightning: 7, Oct. 10, 2013 (Florida 2 @ Lightning 7)
Most Goals by Panthers: 8, Feb. 28, 2006 (Florida 8 @ Lightning 2)
Most Goals by Both Teams: 12, Jan. 1, 2000 (Lightning 5 @ Florida 7)
Last Lightning Hat Trick: Steven Stamkos, Oct. 10, 2013 (Florida 2 @ Lightning 7)
Last Panthers Hat Trick: Pavel Bure (4), Jan. 1, 2000 (Lightning 5 @ Florida 7)

2014-15 SEASON SUMMARY

WON: 3 LOST: 1 OT: 0

AT TAMPA BAY LIGHTNING

DATE	TEAM	OPPONENT	ATTEND	GOALTENDERS	W GOAL
09 Oct '14*	Lightning 3	Panthers 2	19,204	Bishop vs. Luongo	Victor Hedman
24 Mar '15	Lightning 4	Panthers 3	18,729	Vasilevskiy vs. Luongo	Ryan Callahan

AT FLORIDA PANTHERS

* - Overtime ** - Shootout

DATE	TEAM	OPPONENT	ATTEND	GOALTENDERS	W GOAL
01 Mar '15	Lightning 3	Panthers 4	10,336	Bishop vs. Montoya	Aaron Ekblad
04 Apr '15	Lightning 4	Panthers 0	11,072	Bishop vs. Luongo	Steven Stamkos

GOALS BY PERIOD

	1ST	2ND	3RD	OT	TOTAL
LIGHTNING	3	3	7	1	14
PANTHERS	1	6	2	0	9

SHOTS BY PERIOD

	1ST	2ND	3RD	OT	TOTAL
LIGHTNING	32	30	38	2	102
PANTHERS	29	48	40	0	117

INDIVIDUAL SCORING

TAMPA BAY LIGHTNING

Player	GP	G	A	P	+/-	PIM	PP	SH
Johnson	4	4	1	5	2	2	1	0
Callahan	4	3	2	5	2	0	1	0
Stamkos	4	3	2	5	2	2	1	0
Stralman	4	1	2	3	4	2	0	0
Kucherov	4	1	1	2	0	4	0	0
Hedman	3	1	1	2	1	2	1	0
Filppula	4	0	2	2	-3	4	0	0
Drouin	3	0	2	2	3	2	0	0
Killorn	3	0	2	2	-2	0	0	0
Morrow	4	1	0	1	2	2	0	0
Boyle	4	0	1	1	2	2	0	0
Palat	4	0	1	1	0	2	0	0
Brown	3	0	1	1	1	0	0	0
Garrison	3	0	1	1	-1	0	0	0
Sustr	3	0	1	1	-1	2	0	0
Nesterov	2	0	1	1	1	0	0	0
Barberio	3	0	0	0	1	2	0	0
Carle	3	0	0	0	-1	0	0	0
Namesnikov	3	0	0	0	-1	0	0	0
Connolly	2	0	0	0	-2	2	0	0
Paquette	2	0	0	0	0	0	0	0
Gudas	1	0	0	0	-1	2	0	0
Koefkoek	1	0	0	0	1	2	0	0
Witkowski	1	0	0	0	0	2	0	0

Power Play: 4-10 (40.0%)
Penalty Killing: 12-13 (92.3%)

FLORIDA PANTHERS

Player	GP	G	A	P	+/-	PIM	PP	SH
Huberdeau	4	2	3	5	1	0	0	0
Jagr	3	1	2	3	0	0	0	0
Barkov	4	1	1	2	1	2	0	0
Boyes	4	1	1	2	0	2	0	0
Ekblad	4	1	1	2	-1	0	1	0
Gudbranson	4	1	1	2	0	6	0	0
Campbell	4	0	2	2	-2	0	0	0
Jokinen	4	1	0	1	0	4	0	0
Pirri	3	1	0	1	0	0	0	0
MacKenzie	4	0	1	1	-1	2	0	0
Trocheck	3	0	1	1	-1	0	0	0
Bjugstad	2	0	1	1	0	0	0	0
Olsen	1	0	1	1	1	2	0	0
Koepcke	4	0	0	0	-3	2	0	0
Kuitkov	4	0	0	0	1	0	0	0
Upshall	4	0	0	0	-3	4	0	0
Bolland	3	0	0	0	-1	2	0	0
Hayes	3	0	0	0	0	0	0	0
Mitchell	3	0	0	0	-1	0	0	0
Petrovic	3	0	0	0	-1	0	0	0
Bergenheim	1	0	0	0	1	2	0	0
Fleischmann	1	0	0	0	1	0	0	0
Kamperfer	1	0	0	0	-1	2	0	0
Thornton	1	0	0	0	0	2	0	0

Power Play: 1-13 (7.7%)
Penalty Killing: 6-10 (60.0%)

GOALTENDING

TAMPA BAY LIGHTNING

GOALIE	GP	MIN	W-L-OT	SO	GA	SA	SV	GAA	SV%
Bishop	3	180	2-1-0	1	6	81	75	2.00	.926
Vasilevskiy	1	60	1-0-0	0	3	36	33	3.00	.917

FLORIDA PANTHERS

GOALIE	GP	MIN	W-L-OT	SO	GA	SA	SV	GAA	SV%
Montoya	1	60	1-0-0	0	3	23	20	3.01	.870
Luongo	2	179	0-2-1	0	11	79	68	3.68	.861

LOS ANGELES KINGS



1111 S. Figueroa St.
Los Angeles, CA 90015
Phone (310) 535-4500
Website kings.nhl.com
Team Colors Black, Silver, White
Inaugural Season 1967-68
Arena Staples Center (18,230)
Stanley Cup Titles 2 (2012, 2014)
Television Fox Sports West, KCOP-TV
Radio KABC-AM 790
General Manager Dean Lombardi
Head Coach Darryl Sutter
Assistant Coaches John Stevens, Davis Payne
Media & Communications Managers Michael Altieri, Jeff Moeller, Mike Kalinowski

2015-2016 SCHEDULE

DATE	SITE	TIME
November 25	Tampa Bay	7:30 PM
December 6	Los Angeles	10:00 PM

ALL-TIME SERIES

SEASON	OVERALL							HOME							ROAD										
	GP	W	L	T	OTL	PTS	GF	GA	GP	W	L	T	OTL	PTS	GF	GA	GP	W	L	T	OTL	PTS	GF	GA	
2014-15	2	0	2	-	0	0	4	7	1	0	1	-	0	0	2	4	1	0	1	-	0	0	2	3	
2013-14	2	1	1	-	0	2	7	6	1	1	0	-	0	2	5	1	1	0	1	-	0	0	2	5	
2012-13	-	-	-	-	-	-	-	-	-	-	-	-	-	-	-	-	-	-	-	-	-	-	-	-	
2011-12	1	0	1	-	0	0	1	3	1	0	1	-	0	0	1	3	-	-	-	-	-	-	-	-	
2010-11	1	0	1	-	0	0	0	1	-	-	-	-	-	-	-	-	1	0	1	-	0	0	0	1	
2009-10	1	0	0	-	1	1	1	1	1	0	0	-	1	1	1	1	-	-	-	-	-	-	-	-	
2008-09	1	1	0	-	0	2	3	1	-	-	-	-	-	-	-	-	1	1	0	-	0	2	3	1	
2007-08	-	-	-	-	-	-	-	-	-	-	-	-	-	-	-	-	-	-	-	-	-	-	-	-	
2006-07	1	1	0	-	0	2	2	2	1	1	0	-	0	2	2	2	-	-	-	-	-	-	-	-	
2005-06	1	1	0	-	0	2	4	1	-	-	-	-	-	-	-	-	1	1	0	-	0	2	4	1	
2004-05	-	-	-	-	-	-	-	-	-	-	-	-	-	-	-	-	-	-	-	-	-	-	-	-	
2003-04	1	0	0	0	1	1	0	1	1	0	0	0	1	1	0	1	-	-	-	-	-	-	-	-	
2002-03	2	1	0	1	0	2	3	6	4	1	1	0	0	0	2	4	2	1	0	0	1	0	1	2	2
2001-02	2	2	0	0	0	4	4	0	-	1	1	0	0	0	2	3	0	1	1	0	0	0	2	1	0
2000-01	1	1	0	0	0	2	4	3	-	-	-	-	-	-	-	-	1	1	0	0	0	0	2	4	3
1999-00	2	0	1	1	0	1	5	8	1	0	1	0	0	0	2	5	1	0	0	1	0	1	3	3	
1998-99	2	2	0	0	-	4	6	3	1	1	0	0	-	2	3	2	1	1	0	0	-	2	3	0	
1997-98	2	0	2	0	-	0	3	8	1	0	1	0	-	0	1	3	1	0	1	0	-	0	2	5	
1996-97	2	2	0	0	-	4	6	1	1	1	0	0	-	2	3	0	1	1	0	0	-	2	2	1	
1995-96	2	2	0	0	-	4	7	1	1	1	0	0	-	2	2	0	1	1	0	0	-	2	5	1	
1994-95	-	-	-	-	-	-	-	-	-	-	-	-	-	-	-	-	-	-	-	-	-	-	-	-	-
1993-94	2	1	1	0	-	2	8	8	1	0	1	0	-	0	3	4	1	1	0	0	-	2	5	4	
1992-93	3	2	1	0	-	4	11	10	1	0	1	0	-	0	2	5	2	2	0	0	-	4	9	5	
TOTALS	31	17	10	2	2	38	82	69	15	7	6	0	2	16	34	33	16	10	4	2	0	22	47	35	

SERIES INFORMATION

Last Lightning Win: Oct. 15, 2013 (Los Angeles 1 @ Lightning 5)
Last Los Angeles Win: Feb. 16, 2015 (Lightning 2 @ Los Angeles 3)
Last Tie: Mar. 20, 2003 (Lightning 2 @ Los Angeles 2)
Last Lightning Overtime Win: None
Last Los Angeles Overtime Win: Nov. 6, 2003 (Los Angeles 1 @ Lightning 0)
Last Lightning Shootout Win: Feb. 6, 2007 (Lightning 3 @ Los Angeles 2)
Last Los Angeles Shootout Win: Nov. 14, 2009 (Los Angeles 2 @ Lightning 1)
Last Lightning Shutout: Oct. 25, 2001 (Los Angeles 0 @ Lightning 3)
Last Los Angeles Shutout: Nov. 4, 2010 (Lightning 0 @ Los Angeles 1)
Last Lightning Win at Home: Oct. 15, 2013 (Los Angeles 1 @ Lightning 5)
Last Los Angeles Win at Home: Feb. 16, 2015 (Lightning 2 @ Los Angeles 3)
Last Lightning Win at Los Angeles: Jan. 12, 2009 (Lightning 3 @ Los Angeles 1)
Last Los Angeles Win at Tampa Bay: Feb. 7, 2015 (Los Angeles 4 @ Lightning 2)
Most Goals by Lightning: 6, Jan. 6, 1993 (Lightning 6 @ Los Angeles 3)
Most Goals by Los Angeles: 5, 4x, Last: Nov. 19, 2013 (Lightning 2 @ Los Angeles 5)
Most Goals by Both Teams: 9, 2x, Last: Dec. 4, 1993 (Lightning 5 @ Los Angeles 4)
Last Lightning Hat Trick: None
Last Los Angeles Hat Trick: Luc Robitaille, Oct. 7, 1999 (Los Angeles 5 @ Lightning 2)

2014-15 SEASON SUMMARY

WON: 0 LOST: 2 OT: 0

AT TAMPA BAY LIGHTNING

DATE	TEAM	OPPONENT	ATTEND	GOALTENDERS	W GOAL
07 Feb '15	Lightning 2	Kings 4	19,204	Vasilevskiy, Bishop vs. Quick	Drew Doughty

AT LOS ANGELES KINGS

* - Overtime ** - Shootout

DATE	TEAM	OPPONENT	ATTEND	GOALTENDERS	W GOAL
16 Feb '15	Lightning 2	Kings 3	18,230	Vasilevskiy vs. Quick	Jeff Carter

GOALS BY PERIOD

	1ST	2ND	3RD	OT	TOTAL
LIGHTNING	1	1	2	0	4
KINGS	3	1	3	0	7

SHOTS BY PERIOD

	1ST	2ND	3RD	OT	TOTAL
LIGHTNING	18	19	14	0	51
KINGS	16	27	14	0	57

INDIVIDUAL SCORING

TAMPA BAY LIGHTNING

Player	GP	G	A	P	+/-	PIM	PP	SH
Hedman	2	1	1	2	1	2	0	0
Kucherov	2	1	1	2	0	0	0	0
Johnson	2	1	0	1	0	0	0	0
Nesterov	2	1	0	1	1	4	0	0
Callahan	2	0	1	1	0	2	0	0
Palat	2	0	1	1	-1	0	0	0
Boyle	2	0	0	0	-1	2	0	0
Connolly	2	0	0	0	0	0	0	0
Drouin	2	0	0	0	-2	0	0	0
Filppula	2	0	0	0	1	0	0	0
Killorn	2	0	0	0	-1	2	0	0
Morrow	2	0	0	0	-1	0	0	0
Paquette	2	0	0	0	-2	0	0	0
Stamkos	2	0	0	0	-1	2	0	0
Stralman	2	0	0	0	-1	0	0	0
Sustr	2	0	0	0	-3	2	0	0
Witkowski	2	0	0	0	-1	0	0	0
Barberio	1	0	0	0	-2	0	0	0
Garrison	1	0	0	0	-1	0	0	0

Power Play: 0-4 (0.0%)
Penalty Killing: 5-5 (100.0%)

LOS ANGELES KINGS

Player	GP	G	A	P	+/-	PIM	PP	SH
Williams	2	2	0	2	0	0	0	0
Doughty	2	1	1	2	2	2	0	0
Kopitar	2	1	1	2	2	0	0	0
King	2	0	2	2	1	0	0	0
Lewis	2	0	2	2	0	0	0	0
Regehr	2	0	2	2	3	0	0	0
Carter	2	1	0	1	0	2	0	0
Nolan	2	1	0	1	1	2	0	0
Toffoli	2	1	0	1	0	0	0	0
Gaborik	2	0	1	1	3	0	0	0
Muzzin	2	0	1	1	-1	0	0	0
Shore	2	0	1	1	1	0	0	0
McNabb	1	0	1	1	1	0	0	0
Brown	2	0	0	0	1	2	0	0
Clifford	2	0	0	0	0	2	0	0
Greene	2	0	0	0	0	0	0	0
McBain	2	0	0	0	1	0	0	0
Stoll	2	0	0	0	0	0	0	0
Martinez	1	0	0	0	0	0	0	0

Power Play: 0-5 (0.0%)
Penalty Killing: 4-4 (100.0%)

GOALTENDING

TAMPA BAY LIGHTNING

GOALIE	GP	MIN	W-L-OT	SO	GA	SA	SV	GAA	SV%
Vasilevskiy	2	96	0-1-0	0	4	48	44	2.49	.917
Bishop	1	20	0-1-0	0	3	9	6	9.00	.667

LOS ANGELES KINGS

GOALIE	GP	MIN	W-L-OT	SO	GA	SA	SV	GAA	SV%
Quick	2	120	2-0-0	0	4	51	47	2.00	.922

MINNESOTA WILD



317 Washington St.
St. Paul, MN 55102
Phone (651) 602-6000
Website wild.nhl.com
Team Colors Red, Green, Gold, Beige, White
Inaugural Season 2000-01
Arena Xcel Energy Center (18,064)
Stanley Cup Titles None
Television Fox Sports North
Radio KFMM-FM 100.3
General Manager Chuck Fletcher
Head Coach Mike Yeo
Assistant Coaches Andrew Brunette, Darby Hendrickson,
Rick Wilson, Darryl Sydor
Aaron Sickman, Carly Peters

Media & Communications Managers

SERIES INFORMATION

Last Lightning Win: Nov. 22, 2014 (Minnesota 1 @ Lightning 2)
Last Minnesota Win: Oct. 25, 2014 (Lightning 2 @ Minnesota 7)
Last Tie: Mar. 17, 2003 (Minnesota 3 @ Lightning 3)
Last Lightning Overtime Win: None
Last Minnesota Overtime Win: None
Last Lightning Shootout Win: Nov. 12, 2009 (Minnesota 3 @ Lightning 4)
Last Minnesota Shootout Win: Oct. 18, 2008 (Minnesota 1 @ Lightning 0)
Last Lightning Shutout: None
Last Minnesota Shutout: Oct. 18, 2008 (Minnesota 1 @ Lightning 0)
Last Lightning Win at Home: Nov. 22, 2014 (Minnesota 1 @ Lightning 2)
Last Minnesota Win at Home: Oct. 25, 2014 (Lightning 2 @ Minnesota 7)
Last Lightning Win at Minnesota: Apr. 2, 2011 (Lightning 3 @ Minnesota 1)
Last Minnesota Win at Tampa Bay: Nov. 14, 2010 (Minnesota 4 @ Lightning 1)
Most Goals by Lightning: 5, Oct. 18, 2000 (Lightning 5 @ Minnesota 6)
Most Goals by Minnesota: 7, Oct. 25, 2014 (Lightning 2 @ Minnesota 7)
Most Goals by Both Teams: 11, Oct. 18, 2000 (Lightning 5 @ Minnesota 6)
Last Lightning Hat Trick: None
Last Minnesota Hat Trick: None

2015-2016 SCHEDULE

DATE	SITE	TIME
November 7	Minnesota	8:00 PM
January 2	Tampa Bay	7:00 PM

ALL-TIME SERIES

SEASON	OVERALL						HOME						ROAD											
	GP	W	L	T	OTL	PTS	GF	GA	GP	W	L	T	OTL	PTS	GF	GA	GP	W	L	T	OTL	PTS	GF	GA
2014-15	2	1	1	-	0	2	4	8	1	1	0	-	0	2	2	1	1	0	1	-	0	0	2	7
2013-14	2	1	1	-	0	2	4	3	1	1	0	-	0	2	3	1	1	0	1	-	0	0	1	2
2012-13	-	-	-	-	-	-	-	-	-	-	-	-	-	-	-	-	-	-	-	-	-	-	-	-
2011-12	1	0	1	-	0	0	1	3	-	-	-	-	-	-	-	-	1	0	1	-	0	0	1	3
2010-11	2	1	1	-	0	2	4	5	1	0	1	-	0	0	1	4	1	1	0	-	0	2	3	1
2009-10	1	1	0	-	0	2	3	3	1	1	0	-	0	2	3	3	-	-	-	-	-	-	-	-
2008-09	2	0	1	-	1	1	2	4	1	0	0	-	1	1	0	0	1	0	1	-	0	0	2	4
2007-08	1	0	1	-	0	0	2	3	1	0	1	-	0	0	2	3	-	-	-	-	-	-	-	-
2006-07	1	1	0	-	0	2	3	2	-	-	-	-	-	-	-	-	1	1	0	-	0	2	3	2
2005-06	-	-	-	-	-	-	-	-	-	-	-	-	-	-	-	-	-	-	-	-	-	-	-	-
2004-05	DID NOT PLAY																							
2003-04	1	1	0	0	0	2	3	2	1	1	0	0	0	2	3	2	-	-	-	-	-	-	-	-
2002-03	2	0	1	1	0	1	7	8	1	0	0	1	0	1	3	3	1	0	1	0	0	0	3	5
2001-02	1	0	1	0	0	0	0	3	0	0	0	0	0	0	0	0	1	0	1	0	0	0	0	2
2000-01	2	0	2	0	0	0	7	10	1	0	1	0	0	0	2	4	1	0	1	0	0	0	5	6
TOTALS	18	6	10	1	1	14	40	54	9	4	3	1	1	10	19	21	9	2	7	0	0	4	20	32

2014-15 SEASON SUMMARY

WON: 1 LOST: 1 OT: 0

AT TAMPA BAY LIGHTNING

DATE	TEAM	OPPONENT	ATTEND	GOALTENDERS	W GOAL
22 Nov '14	Lightning 2	Wild 1	19,204	Bishop vs. Kuemper	Alex Killorn

AT MINNESOTA WILD

DATE	TEAM	OPPONENT	ATTEND	GOALTENDERS	W GOAL
25 Oct '14	Lightning 2	Wild 7	18,444	Nabokov, Bishop vs. Kuemper	Erik Haula

GOALS BY PERIOD

	1ST	2ND	3RD	OT	TOTAL
LIGHTNING	1	3	0	0	4
WILD	4	3	1	0	8

SHOTS BY PERIOD

	1ST	2ND	3RD	OT	TOTAL
LIGHTNING	12	20	15	0	47
WILD	15	18	20	0	53

INDIVIDUAL SCORING

TAMPA BAY LIGHTNING

Player	GP	G	A	P	+/-	PIM	PP	SH
Stralman	2	1	3	4	2	0	0	0
Kucherov	2	1	0	1	-1	0	0	0
Stamkos	2	1	0	1	-1	0	1	0
Killorn	1	1	0	1	1	0	0	0
Garrison	2	0	1	1	-1	0	0	0
Johnson	2	0	1	1	-1	2	0	0
Brewer	1	0	1	1	-3	0	0	0
Callahan	1	0	1	1	1	0	0	0
Boyle	2	0	0	0	-2	9	0	0
Carle	2	0	0	0	0	0	0	0
Drouin	2	0	0	0	-2	0	0	0
Filippula	2	0	0	0	-1	0	0	0
Gudas	2	0	0	0	-2	0	0	0
Palat	2	0	0	0	-2	0	0	0
Paquette	2	0	0	0	-2	0	0	0
Sustr	2	0	0	0	-4	2	0	0
Barberio	1	0	0	0	-1	0	0	0
Blunden	1	0	0	0	-1	0	0	0
Brown	1	0	0	0	-1	0	0	0
Connolly	1	0	0	0	0	0	0	0
Marchessault	1	0	0	0	-1	0	0	0
Morrow	1	0	0	0	-1	0	0	0

Power Play: 1-6 (16.7%)
Penalty Killing: 4-4 (100.0%)

GOALTENDING

TAMPA BAY LIGHTNING

GOALIE	GP	MIN	W-L-OT	SO	GA	SA	SV	GAA	SV%
Bishop	2	103	1-0-0	0	4	45	41	2.34	.911
Nabokov	2	17	0-1-0	0	4	8	4	13.91	.500

MINNESOTA WILD

Player	GP	G	A	P	+/-	PIM	PP	SH
Parise	2	2	1	3	2	0	0	0
Vanek	2	0	3	3	2	0	0	0
Zucker	2	2	0	2	2	0	0	1
Scandella	2	1	1	2	1	5	0	0
Pominville	2	0	2	2	1	0	0	0
Haula	2	1	0	1	0	2	0	0
Koivu	2	1	0	1	1	0	0	0
Spurgeon	2	1	0	1	1	0	0	0
Carter	2	0	1	1	1	4	0	0
Coyle	2	0	1	1	1	0	0	0
Niederreiter	2	0	1	1	0	0	0	0
Suter	2	0	1	1	3	2	0	0
Cooke	1	0	1	1	2	2	0	0
Dumba	2	0	0	0	0	0	0	0
Fontaine	2	0	0	0	0	0	0	0
Granlund	2	0	0	0	2	0	0	0
Prosser	2	0	0	0	1	2	0	0
Ballard	1	0	0	0	1	0	0	0
Brodin	1	0	0	0	3	0	0	0
Brodzkiak	1	0	0	0	0	0	0	0

Power Play: 0-4 (0.0%)
Penalty Killing: 5-6 (83.3%)

MINNESOTA WILD

GOALIE	GP	MIN	W-L-OT	SO	GA	SA	SV	GAA	SV%
Kuemper	2	118	1-1-0	0	4	47	43	2.03	.915

MONTREAL CANADIENS



1909, avenue des Canadiens-de-Montréal
 Montréal, QC, Canada H3C 5L2
 Phone (514) 932-2582
 Website canadiens.nhl.com
 Team Colors Red, White, Blue
 Inaugural Season 1917-18
 Arena Bell Centre (21,287)
 Stanley Cup Titles 23 (1924, 1930, 1931, 1944, 1946, 1953, 1956, 1957, 1958, 1959, 1960, 1965, 1966, 1968, 1969, 1971, 1973, 1976, 1977, 1978, 1979, 1986, 1993)
 Television Sportsnet East (English), Réseau des sports (French)
 Radio CKGM-AM 960 (English), CHMP-FM 98.5 (French)
 General Manager Marc Bergevin
 Head Coach Michel Therrien
 Assistant Coaches Dan Lacroix, Clement Jodoin, Jean-Jacques Daigneault
 Media & Communications Managers Dominick Saillant, Francois Marchand

SERIES INFORMATION

Last Lightning Win: Mar. 30, 2015 (Lightning 5 @ Montreal 3)
 Last Montreal Win: Dec. 28, 2013 (Montreal 2 @ Lightning 1, SO)
 Last Tie: Jan. 22, 2003 (Montreal 2 @ Lightning 2)
 Last Lightning Overtime Win: Mar. 10, 2015 (Lightning 1 @ Montreal 0)
 Last Montreal Overtime Win: Dec. 30, 2009 (Montreal 2 @ Lightning 1)
 Last Lightning Shootout Win: Nov. 12, 2013 (Lightning 2 @ Montreal 1)
 Last Montreal Shootout Win: Dec. 28, 2013 (Montreal 2 @ Lightning 1)
 Last Lightning Shutout: Mar. 10, 2015 (Lightning 1 @ Montreal 0, OT)
 Last Montreal Shutout: Nov. 3, 1993 (Lightning 0 @ Montreal 1)
 Last Lightning Win at Home: Mar. 16, 2015 (Montreal 2 @ Lightning 4)
 Last Montreal Win at Home: Apr. 18, 2013 (Lightning 2 @ Montreal 3)
 Last Lightning Win at Montreal: Mar. 30, 2015 (Lightning 5 @ Montreal 3)
 Last Montreal Win at Tampa Bay: Dec. 28, 2013 (Montreal 2 @ Lightning 1, SO)
 Most Goals by Lightning: 7, Oct. 13, 2014 (Montreal 1 @ Lightning 7)
 Most Goals by Montreal: 8, Mar. 28, 1998 (Lightning 2 @ Montreal 8)
 Most Goals by Both Teams: 10, Mar. 28, 1998 (Lightning 2 @ Montreal 8)
 Last Lightning Hat Trick: Steven Stamkos, Oct. 13, 2014 (Montreal 1 @ Lightning 7)
 Last Montreal Hat Trick: Vincent Damphousse, Mar. 28, 1998 (Lightning 2 @ Montreal 8)

2015-2016 SCHEDULE

DATE	SITE	TIME
December 28	Tampa Bay	7:30 PM
February 9	Montreal	7:30 PM
March 31	Tampa Bay	7:30 PM
April 9	Montreal	7:00 PM

ALL-TIME SERIES

SEASON	OVERALL						HOME						ROAD												
	GP	W	L	T	OTL	PTS	GF	GA	GP	W	L	T	OTL	PTS	GF	GA	GP	W	L	T	OTL	PTS	GF	GA	
2014-15	5	5	0	-	0	10	21	8	2	2	0	-	0	4	11	3	3	3	0	-	0	6	10	5	
2013-14	4	3	0	-	1	7	8	5	2	1	0	-	1	3	4	3	2	2	0	-	0	4	4	2	
2012-13	4	0	3	-	1	1	8	12	3	0	2	-	1	1	6	8	1	0	1	-	0	0	2	3	
2011-12	4	2	2	-	0	4	9	12	2	2	0	-	0	4	6	4	2	0	2	-	0	0	3	8	
2010-11	4	2	1	-	1	5	12	10	2	1	1	-	0	2	6	5	2	1	0	-	1	3	6	6	
2009-10	4	2	1	-	1	5	10	8	2	1	0	-	1	3	4	2	2	1	1	-	0	2	6	6	
2008-09	4	2	0	-	2	6	11	8	2	1	0	-	1	3	6	4	2	1	0	-	1	3	5	4	
2007-08	4	2	2	-	0	4	10	15	2	1	1	-	0	2	5	7	2	1	1	-	0	2	5	8	
2006-07	4	1	3	-	0	2	8	13	2	1	1	-	0	2	4	4	2	0	2	-	0	0	4	9	
2005-06	4	1	3	-	0	2	9	14	2	0	2	-	0	0	5	10	2	1	1	-	0	2	4	4	
2004-05	DID NOT PLAY																								
2003-04	4	2	2	0	0	4	13	12	2	1	1	0	0	2	7	8	2	1	1	0	0	2	6	4	
2002-03	4	3	0	1	0	7	9	6	2	1	0	1	0	3	4	3	2	2	0	0	0	4	5	3	
2001-02	4	1	2	1	0	3	9	13	2	0	1	1	0	1	4	7	2	1	1	0	0	2	5	5	
2000-01	4	2	2	0	0	4	7	10	2	1	1	0	0	2	5	7	2	1	1	0	0	2	2	3	
1999-00	4	1	2	0	1	3	7	13	2	0	1	0	1	1	2	5	2	1	1	0	0	2	5	8	
1998-99	4	1	2	1	-	3	10	9	2	0	1	1	-	1	3	4	2	1	1	0	-	2	7	5	
1997-98	4	0	4	0	-	0	7	20	2	0	2	0	-	0	4	8	2	0	2	0	-	0	3	12	
1996-97	4	1	2	1	-	3	11	14	2	0	1	1	-	1	5	8	2	1	1	0	-	2	6	6	
1995-96	4	3	0	1	-	7	13	6	2	2	0	0	-	4	6	2	2	1	0	1	-	3	7	4	
1994-95	3	2	1	0	-	4	8	6	2	2	0	0	-	4	7	3	1	0	1	0	-	0	1	3	
1993-94	4	2	1	1	-	5	8	6	2	1	0	1	-	3	5	4	2	1	1	0	-	2	3	2	
1992-93	2	1	1	0	-	2	6	5	1	1	0	0	-	2	3	1	1	0	1	0	-	0	3	4	
TOTALS	86	39	34	6	7	91	214	225	44	19	15	5	5	48	112	111	42	20	19	1	2	43	102	114	

2014-15 SEASON SUMMARY

WON: 5 LOST: 0 OT: 0

AT TAMPA BAY LIGHTNING

DATE	TEAM	OPPONENT	ATTEND	GOALTENDERS	W GOAL
13 Oct '14	Lightning 7	Canadiens 1	17,622	Bishop vs. Price, Tokarski	Steven Stamkos
16 Mar '15	Lightning 4	Canadiens 2	19,204	Bishop vs. Price	Victor Hedman

AT MONTREAL CANADIENS

* - Overtime ** - Shootout

DATE	TEAM	OPPONENT	ATTEND	GOALTENDERS	W GOAL
06 Jan '15	Lightning 4	Canadiens 2	21,286	Bishop vs. Price	Brett Connolly
10 Mar '15*	Lightning 1	Canadiens 0	21,286	Bishop vs. Price	Tyler Johnson
30 Mar '15	Lightning 5	Canadiens 3	21,286	Bishop vs. Price	Vladislav Namestnikov

GOALS BY PERIOD

	1ST	2ND	3RD	OT	TOTAL
LIGHTNING	4	10	6	1	21
CANADIENS	2	2	4	0	8

SHOTS BY PERIOD

	1ST	2ND	3RD	OT	TOTAL
LIGHTNING	59	69	60	3	191
CANADIENS	36	47	37	0	120

INDIVIDUAL SCORING

TAMPA BAY LIGHTNING

Player	GP	G	A	P	+/-	PIM	PP	SH
Stamkos	5	5	2	7	3	4	3	0
Namestnikov	4	3	3	6	3	5	0	0
Hedman	5	2	4	6	0	2	0	0
Kucherov	5	1	4	5	3	0	0	0
Palat	4	1	4	5	3	0	0	0
Johnson	4	3	0	3	0	0	2	0
Callahan	5	1	2	3	3	4	0	0
Filipula	5	1	2	3	-1	0	1	0
Stralman	5	1	2	3	6	0	0	0
Boyle	5	0	3	3	0	0	0	0
Drouin	4	1	1	2	0	0	1	0
Garrison	4	0	2	2	1	2	0	0
Brown	4	1	0	1	-1	2	0	0
Connolly	2	1	0	1	1	8	0	0
Killorn	5	0	1	1	3	2	0	0
Carle	4	0	1	1	0	2	0	0
Paquette	3	0	1	1	2	0	0	0
Coburn	1	0	1	1	0	0	0	0
Barberio	4	0	0	0	4	0	0	0
Morrow	4	0	0	0	0	4	0	0
Sustr	3	0	0	0	1	2	0	0
Angelidis	1	0	0	0	0	10	0	0
Brewer	1	0	0	0	1	2	0	0
Gudus	1	0	0	0	1	0	0	0
Nesterov	1	0	0	0	2	0	0	0
Witkowski	1	0	0	0	2	2	0	0

Power Play: 7-24 (29.2%)
 Penalty Killing: 13-15 (86.7%)

MONTREAL CANADIENS

Player	GP	G	A	P	+/-	PIM	PP	SH
Plekanec	5	1	3	4	0	0	1	0
Pacioretty	5	2	0	2	0	6	0	1
Gallagher	5	1	1	2	0	5	0	0
Subban	5	1	1	2	-4	8	1	0
Markov	5	0	2	2	-3	0	0	0
Conchar	2	0	2	2	2	0	0	0
Weise	5	1	0	1	-1	4	0	0
Parenteau	3	1	0	1	-1	2	0	0
Petry	3	1	0	1	-1	2	0	0
Desharnais	5	0	1	1	0	6	0	0
Eller	5	0	1	1	-3	2	0	0
Beaulieu	4	0	1	1	-1	4	0	0
Tinordi	1	0	1	1	-1	0	0	0
Weaver	1	0	1	1	-1	0	0	0
Galchenyuk	5	0	0	0	-4	4	0	0
Prust	5	0	0	0	-3	12	0	0
Gilbert	4	0	0	0	-5	2	0	0
De La Rose	3	0	0	0	6	0	0	0
Emelin	3	0	0	0	0	0	0	0
Flynn	3	0	0	0	-1	0	0	0
Malhotra	2	0	0	0	-3	0	0	0
Mitchell	2	0	0	0	0	2	0	0
Paterny	2	0	0	0	-2	2	0	0
Sekac	2	0	0	0	-2	2	0	0
Smith-Pelly	2	0	0	0	0	0	0	0
Andriehetto	1	0	0	0	-1	0	0	0

Power Play: 2-15 (13.3%)
 Penalty Killing: 17-24 (70.8%)

GOALTENDING

TAMPA BAY LIGHTNING

GOALIE	GP	MIN	W-L-OT	SO	GA	SA	SV	GAA	SV%
Bishop	5	301	5-0-0	1	8	120	112	1.59	.933

MONTREAL CANADIENS

GOALIE	GP	MIN	W-L-OT	SO	GA	SA	SV	GAA	SV%
Price	5	277	0-4-1	0	16	171	155	3.47	.906
Tokarski	1	20	0-0-0	0	3	18	15	9.00	.833

NASHVILLE PREDATORS



501 Broadway
Nashville, TN 37203
Phone: (615) 770-7800
Website: predators.nhl.com
Team Colors: Gold, Navy, White
Inaugural Season: 1998-99
Arena: Bridgestone Arena (17,113)
Stanley Cup Titles: None
Television: Fox Sports Tennessee
Radio: WPRT-FM 102.5
General Manager: David Poile
Head Coach: Peter Laviolette
Assistant Coaches: Phil Housley, Kevin McCarthy
Media & Communications Managers: Gerry Helper, Kevin Wilson

(615) 770-7800
predators.nhl.com
Gold, Navy, White
1998-99
Bridgestone Arena (17,113)
None
Fox Sports Tennessee
WPRT-FM 102.5
David Poile
Peter Laviolette
Phil Housley, Kevin McCarthy
Gerry Helper, Kevin Wilson

SERIES INFORMATION

Last Lightning Win: Dec. 19, 2013 (Nashville 2 @ Lightning 4)
Last Nashville Win: Mar. 26, 2015 (Nashville 3 @ Lightning 2)
Last Tie: Dec. 21, 2002 (Nashville 2 @ Lightning 2)
Last Lightning Overtime Win: Feb. 7, 2008 (Lightning 2 @ Nashville 1)
Last Nashville Overtime Win: Feb. 10, 2015 (Lightning 2 @ Nashville 3)
Last Lightning Shootout Win: None
Last Nashville Shootout Win: None
Last Lightning Shutout: Dec. 26, 2001 (Lightning 1 @ Nashville 0)
Last Nashville Shutout: Mar. 24, 1999 (Nashville 3 @ Lightning 0)
Last Lightning Win at Home: Dec. 19, 2013 (Nashville 2 @ Lightning 4)
Last Nashville Win at Home: Feb. 10, 2015 (Lightning 2 @ Nashville 3 OT)
Last Lightning Win at Nashville: Feb. 7, 2008 (Lightning 2 @ Nashville 1)
Last Nashville Win at Tampa Bay: Mar. 26, 2015 (Nashville 3 @ Lightning 2)
Most Goals by Lightning: 5, 2x, Last: Feb. 5, 2004 (Lightning 5 @ Nashville 2)
Most Goals by Nashville: 7, Dec. 15, 2009 (Lightning 4 @ Nashville 7)
Most Goals by Both Teams: 11, Dec. 15, 2009 (Lightning 4 @ Nashville 7)
Last Lightning Hat Trick: None
Last Nashville Hat Trick: None

2015-2016 SCHEDULE

DATE	SITE	TIME
October 20	Nashville	8:00pm
February 12	Tampa Bay	7:30pm

ALL-TIME SERIES

SEASON	OVERALL								HOME								ROAD							
	GP	W	L	T	OTL	PTS	GF	GA	GP	W	L	T	OTL	PTS	GF	GA	GP	W	L	T	OTL	PTS	GF	GA
2014-15	2	0	1	-	1	1	4	6	1	0	1	-	0	0	2	3	1	0	0	-	1	1	2	3
2013-14	2	1	1	-	0	2	6	5	1	1	0	-	0	2	4	2	1	0	1	-	0	0	2	3
2012-13	-	-	-	-	-	-	-	-	-	-	-	-	-	-	-	-	-	-	-	-	-	-	-	-
2011-12	1	0	1	-	0	0	3	5	-	-	-	-	-	-	-	-	1	0	1	-	0	0	3	5
2010-11	1	0	1	-	0	0	3	4	1	0	1	-	0	0	3	4	-	-	-	-	-	-	-	-
2009-10	1	0	1	-	0	0	4	7	-	-	-	-	-	-	-	-	1	0	1	-	0	0	4	7
2008-09	1	1	0	-	0	2	4	1	1	1	0	-	0	2	4	1	-	-	-	-	-	-	-	-
2007-08	1	1	0	-	0	2	2	1	-	-	-	-	-	-	-	-	1	1	0	-	0	2	2	1
2006-07	0	-	-	-	-	-	-	-	-	-	-	-	-	-	-	-	-	-	-	-	-	-	-	-
2005-06	1	1	0	-	0	2	4	3	1	1	0	-	0	2	4	3	-	-	-	-	-	-	-	-
2004-05	DID NOT PLAY																							
2003-04	1	1	0	0	0	2	5	2	-	-	-	-	-	-	-	-	1	1	0	0	0	2	5	2
2002-03	2	0	1	1	0	1	4	5	1	0	0	1	0	1	2	2	1	0	1	0	0	0	2	3
2001-02	2	2	0	0	0	4	6	1	1	1	0	0	0	2	5	1	1	1	0	0	0	2	1	0
2000-01	1	0	1	0	0	0	2	3	-	-	-	-	-	-	-	-	1	0	1	0	0	0	2	3
1999-00	2	1	0	1	0	3	7	6	1	0	0	1	0	1	4	4	1	1	0	0	0	2	3	2
1998-99	2	1	1	0	-	2	3	5	1	0	1	0	-	0	0	3	1	1	0	0	-	2	3	2
TOTALS	20	9	8	2	1	21	57	54	9	4	3	2	0	10	28	23	11	5	5	0	1	11	29	31

2014-15 SEASON SUMMARY

WON: 0 LOST: 1 OT: 1

AT TAMPA BAY LIGHTNING

DATE	TEAM	OPPONENT	ATTEND	GOALTENDERS	W GOAL
26 Mar '15	Lightning 2	Predators 3	19,204	Bishop, Vasilevskiy vs. Rinne	Mike Santorelli

AT NASHVILLE PREDATORS * - Overtime ** - Shootout

DATE	TEAM	OPPONENT	ATTEND	GOALTENDERS	W GOAL
10 Feb '15*	Lightning 2	Predators 3	16,362	Vasilevskiy vs. Rinne	James Neal

GOALS BY PERIOD

	1ST	2ND	3RD	OT	TOTAL
LIGHTNING	1	1	2	0	4
PREDATORS	2	3	0	1	6

SHOTS BY PERIOD

	1ST	2ND	3RD	OT	TOTAL
LIGHTNING	22	15	21	4	62
PREDATORS	12	20	14	2	48

INDIVIDUAL SCORING

TAMPA BAY LIGHTNING

Player	GP	G	A	P	+/-	PIM	PP	SH
Boyle	2	1	0	1	-1	2	0	0
Kucherov	2	1	0	1	-1	0	0	0
Connolly	1	1	0	1	1	7	0	0
Namestnikov	1	1	0	1	0	0	0	0
Barberio	2	0	1	1	-2	2	0	0
Brown	2	0	1	1	-1	0	0	0
Drouin	2	0	1	1	0	2	0	0
Filppula	2	0	1	1	1	0	0	0
Johnson	2	0	1	1	0	4	0	0
Palat	2	0	1	1	0	0	0	0
Sustr	2	0	1	1	0	0	0	0
Callahan	2	0	0	0	-1	0	0	0
Garrison	2	0	0	0	-1	0	0	0
Hedman	2	0	0	0	1	2	0	0
Killorn	2	0	0	0	-1	2	0	0
Stamkos	2	0	0	0	-1	0	0	0
Stralman	2	0	0	0	0	0	0	0
Carle	1	0	0	0	0	2	0	0
Morrow	1	0	0	0	-2	0	0	0
Paquette	1	0	0	0	0	0	0	0
Witkowski	1	0	0	0	-1	0	0	0

Power Play: 0-7 (0.0%)
Penalty Killing: 7-7 (100.0%)

NASHVILLE PREDATORS

Player	GP	G	A	P	+/-	PIM	PP	SH
Beck	2	1	1	2	2	0	0	0
Gaustad	2	1	1	2	2	2	0	0
Josi	2	0	2	2	2	4	0	0
Stalberg	2	0	2	2	0	0	0	0
Jones	2	1	0	1	2	2	0	0
Ribeiro	2	1	0	1	0	0	0	0
Neal	1	1	0	1	0	0	0	0
Santorelli	1	1	0	1	0	0	0	0
Jarnkrok	2	0	1	1	0	0	0	0
Cullen	1	0	1	1	1	2	0	0
Nystrom	1	0	1	1	1	0	0	0
Volchenkov	1	0	1	1	0	0	0	0
Bourque	2	0	0	0	0	0	0	0
Fisher	2	0	0	0	-1	0	0	0
Forsberg	2	0	0	0	0	0	0	0
Smith	2	0	0	0	0	0	0	0
Weber	2	0	0	0	1	2	0	0
Arvidsson	1	0	0	0	0	0	0	0
Bartley	1	0	0	0	0	0	0	0
Bitetto	1	0	0	0	0	7	0	0
Ekholm	1	0	0	0	2	0	0	0
Ellis	1	0	0	0	-2	0	0	0

Power Play: 0-7 (0.0%)
Penalty Killing: 7-7 (100.0%)

GOALTENDING

TAMPA BAY LIGHTNING

GOALIE	GP	MIN	W-L-OT	SO	GA	SA	SV	GAA	SV%
Vasilevskiy	2	96	0-0-1	0	3	37	34	1.87	.919
Bishop	1	27	0-1-0	0	3	11	8	6.69	.727

NASHVILLE PREDATORS

GOALIE	GP	MIN	W-L-OT	SO	GA	SA	SV	GAA	SV%
Rinne	2	124	2-0-0	0	4	62	58	1.93	.935

NEW JERSEY DEVILS



25 Lafayette St.
Newark, NJ 07102
Phone (973) 757-6100
Website devils.nhl.com
Team Colors Red, Black, White
Inaugural Season 1974-75 (Relocated from Colorado in 1982 via Kansas City in 1976)
Arena Prudential Center (17,625)
Stanley Cup Titles 3 (1995, 2000, 2003)
Television MSG Plus
Radio WFAN-AM 660
General Manager Ray Shero
Head Coach John Hynes
Assistant Coaches Geoff Ward, Alain Nasreddine, Chris Ferreri
Media & Communications Managers Brian Fisher, Kerry Graue

SERIES INFORMATION

Last Lightning Win: Apr. 9, 2015 (New Jersey 3 @ Lightning 4, OT)
Last New Jersey Win: Dec. 19, 2014 (Lightning 2 @ New Jersey 3, SO)
Last Tie: Mar. 27, 2003 (New Jersey 2 @ Lightning 2)
Last Lightning Overtime Win: Apr. 9, 2015 (New Jersey 3 @ Lightning 4)
Last New Jersey Overtime Win: Apr. 3, 2009 (Lightning 4 @ New Jersey 5)
Last Lightning Shootout Win: Mar. 29, 2013 (New Jersey 4 @ Lightning 5)
Last New Jersey Shootout Win: Dec. 19, 2014 (Lightning 2 @ New Jersey 3)
Last Lightning Shutout: Mar. 15, 2014 (New Jersey 0 @ Lightning 3)
Last New Jersey Shutout: Dec. 14, 2013 (Lightning 0 @ New Jersey 3)
Last Lightning Win at Home: Apr. 9, 2015 (New Jersey 3 @ Lightning 4, OT)
Last New Jersey Win at Home: Dec. 19, 2014 (Lightning 2 @ New Jersey 3, SO)
Last Lightning Win at New Jersey: Mar. 5, 2013 (Lightning 5 @ New Jersey 2)
Last New Jersey Win at Tampa Bay: Oct. 14, 2014 (New Jersey 2 @ Lightning 1)
Most Goals by Lightning: 6, Oct. 26, 2005 (Lightning 6 @ New Jersey 3)
Most Goals by New Jersey: 9, Mar. 23, 1993 (Lightning 3 @ New Jersey 9)
Most Goals by Both Teams: 12, Mar. 23, 1993 (Lightning 3 @ New Jersey 9)
Last Lightning Hat Trick: Ryan Malone, Mar. 29, 2012 (Lightning 4 @ New Jersey 6)
Last New Jersey Hat Trick: Dainius Zubrus, Nov. 23, 2008 (New Jersey 7 @ Lightning 3)

2015-2016 SCHEDULE

DATE	SITE	TIME
February 26	New Jersey	7:00 PM
April 2	Tampa Bay	7:00 PM
April 7	New Jersey	7:00 PM

ALL-TIME SERIES

SEASON	OVERALL						HOME						ROAD												
	GP	W	L	T	OTL	PTS	GF	GA	GP	W	L	T	OTL	PTS	GF	GA	GP	W	L	T	OTL	PTS	GF	GA	
2014-15	3	1	1	-	1	3	7	7	2	1	1	-	0	2	5	5	1	0	0	-	1	1	2	2	2
2013-14	3	1	2	-	0	2	4	5	1	1	0	-	0	2	3	0	2	0	2	-	0	0	1	5	5
2012-13	3	2	1	-	0	4	12	10	1	1	0	-	0	2	5	4	2	1	1	-	0	0	2	7	6
2011-12	4	1	3	-	0	2	14	18	2	0	2	-	0	0	6	9	2	1	1	-	0	2	8	9	9
2010-11	4	1	3	-	0	2	8	14	2	1	1	-	0	2	4	6	2	0	2	-	0	0	4	8	8
2009-10	4	1	1	-	2	4	10	9	2	0	0	-	2	2	4	4	2	1	1	-	0	2	6	5	5
2008-09	4	0	1	-	3	3	12	17	2	0	1	-	1	1	5	9	2	0	0	-	2	2	7	8	8
2007-08	4	1	2	-	1	3	7	12	2	1	1	-	0	2	5	4	2	0	1	-	1	1	2	8	8
2006-07	4	3	1	-	0	6	9	6	2	1	1	-	0	2	3	3	2	2	0	-	0	4	6	3	3
2005-06	4	2	2	-	0	4	13	18	2	1	1	-	0	2	3	8	2	1	1	-	0	2	10	10	10
2004-05	DID NOT PLAY																								
2003-04	4	4	0	0	0	8	12	6	2	2	0	0	0	4	5	3	2	2	0	0	0	4	7	3	3
2002-03	4	1	1	2	0	4	9	11	2	0	0	2	0	2	5	5	2	1	1	0	0	2	4	6	6
2001-02	4	3	0	1	0	7	11	7	2	2	0	0	0	4	5	2	2	1	0	1	0	3	6	5	5
2000-01	4	0	4	0	0	0	4	25	2	0	2	0	0	0	2	12	2	0	2	0	0	0	2	13	13
1999-00	4	1	3	0	0	2	9	12	2	0	2	0	0	0	6	10	2	1	1	0	0	2	3	2	2
1998-99	4	1	3	0	-	2	7	14	2	1	1	0	-	2	5	4	2	0	2	0	-	0	2	10	10
1997-98	5	0	5	0	-	0	8	21	2	0	2	0	-	0	4	8	3	0	3	0	-	0	3	13	13
1996-97	6	1	4	1	-	3	10	18	3	1	1	1	-	3	6	7	3	0	3	0	-	0	4	11	11
1995-96	5	1	3	1	-	3	10	19	3	1	1	1	-	3	9	9	2	0	2	0	-	0	1	10	10
1994-95	4	2	1	1	-	5	8	7	2	1	1	0	-	2	5	5	2	1	0	1	-	3	3	2	2
1993-94	5	0	4	1	-	1	13	17	2	0	1	1	-	1	7	8	3	0	3	0	-	0	6	9	9
1992-93	2	0	2	0	-	0	3	11	1	0	1	0	-	0	0	2	1	0	1	0	-	0	3	9	9
TOTALS	88	27	47	7	7	68	200	284	43	15	20	5	3	38	102	127	45	12	27	2	4	30	97	157	157

2014-15 SEASON SUMMARY

WON:1 LOST:1 OT:1

AT TAMPA BAY LIGHTNING

DATE	TEAM	OPPONENT	ATTEND	GOALTENDERS	W GOAL
14 Oct '14	Lightning 1	Devils 2	18,064	Nabokov vs. Schneider	Mike Cammalleri
09 Apr '15*	Lightning 4	Devils 3	19,204	Bishop vs. Kinkaid	Tyler Johnson

AT NEW JERSEY DEVILS

* - Overtime ** - Shootout

DATE	TEAM	OPPONENT	ATTEND	GOALTENDERS	W GOAL
19 Dec '14**	Lightning 2	Devils 3	14,916	Nabokov vs. Kinkaid	Patrik Elias

GOALS BY PERIOD

	1ST	2ND	3RD	OT	TOTAL
LIGHTNING	2	2	2	1	7
DEVILS	3	3	1	0	7

SHOTS BY PERIOD

	1ST	2ND	3RD	OT	TOTAL
LIGHTNING	25	36	22	3	86
DEVILS	18	25	22	2	67

INDIVIDUAL SCORING

TAMPA BAY LIGHTNING

Player	GP	G	A	P	+/-	PIM	PP	SH
Johnson	2	2	2	4	2	0	1	0
Kucherov	3	1	3	4	1	0	0	0
Palat	3	0	3	3	0	0	0	0
Stamkos	3	2	0	2	-1	6	1	0
Callahan	3	0	2	2	0	0	0	0
Killorn	2	1	0	1	1	2	0	0
Nesterov	1	1	0	1	-1	2	1	0
Hedman	3	0	1	1	1	2	0	0
Stralman	3	0	1	1	0	0	0	0
Drouin	2	0	1	1	0	0	0	0
Garrison	2	0	1	1	1	2	0	0
Boyle	3	0	0	0	0	4	0	0
Brown	3	0	0	0	0	0	0	0
Carle	3	0	0	0	0	0	0	0
Filippula	3	0	0	0	0	0	0	0
Morrow	3	0	0	0	0	2	0	0
Connolly	2	0	0	0	0	0	0	0
Namesnikov	2	0	0	0	-1	0	0	0
Paquette	2	0	0	0	-1	0	0	0
Sustr	2	0	0	0	-1	0	0	0
Barberio	1	0	0	0	1	2	0	0
Brewer	1	0	0	0	0	0	0	0
Gudas	1	0	0	0	0	0	0	0
Witkowski	1	0	0	0	-1	0	0	0

Power Play: 3-17 (17.6%)

Penalty Killing: 7-10 (70.0%)

GOALTENDING

TAMPA BAY LIGHTNING

GOALIE	GP	MIN	W-L-OT	SO	GA	SA	SV	GAA	SV%
Bishop	1	61	1-0-0	0	3	24	21	2.93	.875
Nabokov	2	123	0-1-1	0	4	43	39	1.95	.907

NEW JERSEY DEVILS

Player	GP	G	A	P	+/-	PIM	PP	SH
Henrique	3	1	3	4	1	0	1	0
Elias	3	2	1	3	-2	0	0	0
Gomez	2	0	3	3	1	0	0	0
Bernier	2	2	0	2	1	0	1	0
Cammalleri	2	1	1	2	1	0	1	0
Greene	3	0	2	2	-2	2	0	0
Havlat	2	0	2	2	-1	2	0	0
Zajac	3	1	0	1	1	0	0	0
Gionta	3	0	1	1	0	0	0	0
Ruutu	3	0	0	0	-1	2	0	0
Tootoo	3	0	0	0	0	0	0	0
Gelinas	2	0	0	0	0	2	0	0
Helgeson	2	0	0	0	2	2	0	0
Jagr	2	0	0	0	0	0	0	0
Merrill	2	0	0	0	-1	0	0	0
Ryder	2	0	0	0	0	8	0	0
Severson	2	0	0	0	1	8	0	0
Zidlicky	2	0	0	0	0	0	0	0
Zubrus	2	0	0	0	-1	0	0	0
Clowe	1	0	0	0	0	0	0	0
Fraser	1	0	0	0	1	2	0	0
Harold	1	0	0	0	-1	0	0	0
Hrabarenka	1	0	0	0	1	0	0	0
Josefson	1	0	0	0	0	0	0	0
Larsson	1	0	0	0	0	4	0	0
Matteau	1	0	0	0	0	0	0	0

Power Play: 3-10 (30.0%)

Penalty Killing: 14-17 (82.4%)

NEW JERSEY DEVILS

GOALIE	GP	MIN	W-L-OT	SO	GA	SA	SV	GAA	SV%
Kinkaid	2	126	1-0-1	0	6	59	53	2.85	.898
Schneider	1	60	1-0-0	0	1	27	26	1.00	.963

NEW YORK ISLANDERS



620 Atlantic Ave.
Brooklyn, NY 11217
Phone (917) 618-6700
Website islanders.nhl.com
Team Colors Blue, Orange, White
Inaugural Season 1972-73
Arena Barclays Center (15,795)
Stanley Cup Titles 4 (1980, 1981, 1982, 1983)
Television MSG Network, MSG Plus
Radio WRHU-FM 88.7 FM
General Manager Garth Snow
Head Coach Jack Capuano
Assistant Coaches Doug Weight, Robert Corkum, Matt Bertani, Greg Cronin
Media & Communications Managers Kimber Auerbach, Jesse Eisenberg, Greg Picker

2015-2016 SCHEDULE

DATE	SITE	TIME
November 28	Tampa Bay	7:00 PM
March 25	Tampa Bay	7:30 PM
April 4	New York	7:00 PM

ALL-TIME SERIES

SEASON	OVERALL							HOME							ROAD											
	GP	W	L	T	OTL	PTS	GF	GA	GP	W	L	T	OTL	PTS	GF	GA	GP	W	L	T	OTL	PTS	GF	GA		
2014-15	3	1	2	-	0	2	8	10	1	1	0	-	0	2	5	2	2	0	2	-	0	0	3	8		
2013-14	3	2	0	-	1	5	7	6	2	1	0	-	1	3	4	4	1	1	0	-	0	2	3	2		
2012-13	3	0	3	-	0	0	5	10	1	0	1	-	0	0	0	2	2	0	2	-	0	0	5	8		
2011-12	4	2	2	-	0	4	10	14	2	2	0	-	0	4	8	4	2	0	2	-	0	0	2	10		
2010-11	4	1	1	-	2	4	9	12	2	0	1	-	1	1	4	8	2	1	0	-	1	3	5	4		
2009-10	4	3	1	-	0	6	17	9	2	2	0	-	0	4	9	2	2	1	1	-	0	2	8	7		
2008-09	4	1	2	-	1	3	6	10	2	1	0	-	1	3	4	4	2	0	2	-	0	0	2	6		
2007-08	4	1	2	-	1	3	10	12	2	1	0	-	1	3	10	7	2	0	2	-	0	0	0	5		
2006-07	4	4	0	-	0	8	16	9	2	2	0	-	0	4	7	5	2	2	0	-	0	4	9	4		
2005-06	4	4	0	-	0	8	13	7	2	2	0	-	0	4	8	4	2	2	0	-	0	4	5	3		
2004-05	DID NOT PLAY																									
2003-04	4	1	3	0	0	2	6	13	2	1	1	0	0	2	4	5	2	0	2	0	0	0	2	8		
2002-03	4	2	2	0	0	4	11	17	2	1	1	0	0	2	6	10	2	1	1	0	0	2	5	7		
2001-02	4	0	4	0	0	0	5	15	2	0	2	0	0	0	3	6	2	0	2	0	0	0	2	9		
2000-01	4	2	1	1	0	5	17	13	2	1	0	1	0	3	7	6	2	1	1	0	0	2	10	7		
1999-00	4	2	1	0	1	5	12	11	2	2	0	0	0	4	8	4	2	0	1	0	1	1	4	7		
1998-99	4	2	1	1	-	5	8	6	2	1	1	0	-	2	3	2	2	1	0	1	-	3	5	4		
1997-98	5	0	5	0	-	0	2	22	3	0	3	0	-	0	2	14	2	0	2	0	-	0	0	8		
1996-97	6	4	1	1	-	9	23	16	3	1	1	1	-	3	8	8	3	3	0	0	-	6	15	8		
1995-96	5	4	1	0	-	8	16	12	2	2	0	0	-	4	9	6	3	2	1	0	-	4	7	6		
1994-95	4	4	0	0	-	8	18	6	2	2	0	0	-	4	10	4	2	2	0	0	-	4	8	2		
1993-94	5	1	4	0	-	2	11	16	3	1	2	0	-	2	6	9	2	0	2	0	-	0	5	7		
1992-93	2	1	1	0	-	2	7	11	1	0	1	0	-	0	1	6	1	1	0	0	-	2	6	5		
TOTALS	88	42	37	3	6	93	237	257	44	24	14	2	4	54	126	122	44	18	23	1	2	39	111	135		

SERIES INFORMATION

Last Lightning Win: Nov. 15, 2014 (Islanders 2 @ Lightning 5)
Last Islanders Win: Dec. 20, 2014 (Lightning 1 @ Islanders 3)
Last Tie: Oct. 6, 2000 (Islanders 3 @ Lightning 3)
Last Lightning Overtime Win: Mar. 20, 2007 (Islanders 3 @ Lightning 4)
Last Islanders Overtime Win: Dec. 22, 2010 (Islanders 3 @ Lightning 2)
Last Lightning Shootout Win: Mar. 27, 2014 (Islanders 2 @ Lightning 3)
Last Islanders Shootout Win: Jan. 16, 2014 (Islanders 2 @ Lightning 1)
Last Lightning Shutout: Dec. 5, 2009 (Islanders 0 @ Lightning 4)
Last Islanders Shutout: Mar. 14, 2013 (Islanders 2 @ Lightning 0)
Last Lightning Win at Home: Nov. 15, 2014 (Islanders 0 @ Lightning 5)
Last Islanders Win at Home: Dec. 20, 2014 (Lightning 1 @ Islanders 3)
Last Lightning Win at New York: Dec. 17, 2013 (Lightning 3 @ Islanders 2, SO)
Last Islanders Win at Tampa Bay: Jan. 16, 2014 (Islanders 2 @ Lightning 1, SO)
Most Goals by Lightning: 8, Mar. 11, 2008 (Islanders 4 @ Lightning 8)
Most Goals by Islanders: 7, 3x, Last: Nov. 21, 2002 (Islanders 7 @ Lightning 2)
Most Goals by Both Teams: 12, Mar. 11, 2008 (Islanders 4 @ Lightning 8)
Last Lightning Hat Trick: Vincent Lecavalier, Mar. 11, 2008 (Islanders 4 @ Lightning 8)
Last Islanders Hat Trick: Dave Scatchard, Feb. 11, 2003 (Lightning 2 @ Islanders 6)

2014-15 SEASON SUMMARY

WON: 1 LOST: 2 OT: 0

AT TAMPA BAY LIGHTNING

DATE	TEAM	OPPONENT	ATTEND	GOALTENDERS	W GOAL
15 Nov '14	Lightning 5	Islanders 2	19,204	Bishop vs. Johnson	Cedric Paquette

AT NEW YORK ISLANDERS

* - Overtime ** - Shootout

DATE	TEAM	OPPONENT	ATTEND	GOALTENDERS	W GOAL
18 Nov '14	Lightning 2	Islanders 5	12,908	Nabokov vs. Halak	Ryan Strome
20 Dec '14	Lightning 1	Islanders 3	16,170	Vasilevskiy vs. Halak	Anders Lee

GOALS BY PERIOD

	1ST	2ND	3RD	OT	TOTAL
LIGHTNING	4	1	3	0	8
ISLANDERS	2	3	5	0	10

SHOTS BY PERIOD

	1ST	2ND	3RD	OT	TOTAL
LIGHTNING	27	23	27	0	77
ISLANDERS	35	36	40	0	111

INDIVIDUAL SCORING

TAMPA BAY LIGHTNING

Player	GP	G	A	P	+/-	PIM	PP	SH
Garrison	3	0	3	3	0	2	0	0
Callahan	3	1	1	2	0	0	0	0
Filppula	3	1	1	2	-3	0	1	0
Johnson	3	1	1	2	1	0	0	0
Killorn	3	1	1	2	-1	2	0	0
Palat	3	1	1	2	2	4	0	0
Kucherov	3	0	2	2	-1	0	0	0
Gudas	3	1	0	1	-2	4	0	0
Paquette	3	1	0	1	0	4	0	0
Connolly	1	1	0	1	0	0	0	0
Carle	3	0	1	1	-1	0	0	0
Stamkos	3	0	1	1	-1	2	0	0
Barberio	2	0	1	1	-3	0	0	0
Drouin	2	0	1	1	-1	0	0	0
Namesnikov	2	0	1	1	1	0	0	0
Boyle	3	0	0	0	-2	2	0	0
Stralman	3	0	0	0	-2	2	0	0
Brown	2	0	0	0	-1	2	0	0
Morrow	2	0	0	0	0	2	0	0
Sustr	2	0	0	0	1	0	0	0
Brewer	1	0	0	0	2	0	0	0
Hedman	1	0	0	0	0	0	0	0

Power Play: 1-8 (12.5%)
Penalty Killing: 12-13 (92.3%)

GOALTENDING

TAMPA BAY LIGHTNING

GOALIE	GP	MIN	W-L-OT	SO	GA	SA	SV	GAA	SV%
Bishop	1	60	1-0-0	0	2	27	25	2.00	.926
Vasilevskiy	1	59	0-1-0	0	2	47	45	2.04	.957
Nabokov	1	60	0-1-0	0	5	36	31	5.00	.861

NEW YORK ISLANDERS

Player	GP	G	A	P	+/-	PIM	PP	SH
Nelson	3	2	2	4	2	0	1	0
Okposo	3	0	4	4	3	0	0	0
Bailey	3	1	1	2	1	2	0	0
Tavares	3	1	1	2	2	0	0	0
Clutterbuck	2	1	1	2	2	0	0	1
Nielsen	3	0	2	2	-1	0	0	0
Cizikas	3	1	0	1	-1	2	0	0
Grabovski	3	1	0	1	0	0	0	0
Kulemin	3	1	0	1	-1	0	0	0
Lee	3	1	0	1	-1	2	0	0
Strome	3	1	0	1	1	2	0	0
Boychuk	3	0	1	1	-1	0	0	0
de Haan	3	0	1	1	3	0	0	0
Hamonik	3	0	1	1	2	4	0	0
Leddy	3	0	1	1	0	0	0	0
Visnovsky	3	0	1	1	0	0	0	0
Hickey	3	0	0	0	0	2	0	0
Martin	3	0	0	0	-1	6	0	0
Conacher	1	0	0	0	-1	0	0	0

Power Play: 1-13 (7.7%)
Penalty Killing: 7-8 (87.5%)

NEW YORK ISLANDERS

GOALIE	GP	MIN	W-L-OT	SO	GA	SA	SV	GAA	SV%
Halak	2	120	2-0-0	0	3	49	46	1.50	.939
Johnson	1	60	0-1-0	0	5	28	23	5.00	.821

NEW YORK RANGERS



4 Pennsylvania Plaza
New York, NY 10121
Phone (212) 465-6000
Website rangers.nhl.com
Team Colors Blue, Red, White
Inaugural Season 1926-27
Arena Madison Square Garden (18,006)
Stanley Cup Titles 4 (1928, 1933, 1940, 1994)
Television MSG Network, MSG Plus
Radio WEPN-FM 98.7
General Manager Jeff Gorton
Head Coach Alain Vigneault
Assistant Coaches Scott Arniel, Ulf Samuelsson, Darryl Williams
Media & Communications Managers Ryan Nissan, Ryan Watson, Lindsay Ganghamer

2015-2016 SCHEDULE

DATE	SITE	TIME
November 19	Tampa Bay	7:30 PM
December 30	Tampa Bay	8:00 PM
April 5	New York	7:30 PM

ALL-TIME SERIES

SEASON	OVERALL							HOME							ROAD											
	GP	W	L	T	OTL	PTS	GF	GA	GP	W	L	T	OTL	PTS	GF	GA	GP	W	L	T	OTL	PTS	GF	GA		
2014-15	3	3	0	-	0	6	15	7	1	1	0	-	0	2	4	3	2	2	0	-	0	4	11	4		
2013-14	3	2	1	-	0	4	10	5	2	1	1	-	0	2	8	4	1	1	0	-	0	2	2	1		
2012-13	3	0	3	-	0	0	4	12	1	0	1	-	0	0	2	3	2	0	2	-	0	0	2	9		
2011-12	4	2	1	-	1	5	11	13	2	1	1	-	0	2	6	7	2	1	0	-	1	3	5	6		
2010-11	4	4	0	-	0	8	13	8	2	2	0	-	0	4	7	4	2	2	0	-	0	4	6	4		
2009-10	4	1	3	-	0	2	9	19	2	1	1	-	0	2	5	6	2	0	2	-	0	0	4	13		
2008-09	4	0	3	-	1	1	6	12	2	0	1	-	1	1	3	5	2	0	2	-	0	0	3	7		
2007-08	4	2	2	-	0	4	10	8	2	1	1	-	0	2	4	2	2	1	1	-	0	2	6	6		
2006-07	4	2	2	-	0	4	8	14	2	2	0	-	0	4	7	5	2	0	2	-	0	0	1	9		
2005-06	4	2	2	-	0	4	10	12	2	1	1	-	0	2	7	8	2	1	1	-	0	2	3	4		
2004-05	DID NOT PLAY																									
2003-04	4	3	1	0	0	6	10	7	2	1	1	0	0	2	5	4	2	2	0	0	0	4	5	3		
2002-03	4	3	1	0	0	6	15	9	2	2	0	0	0	4	8	3	2	1	1	0	0	2	7	6		
2001-02	4	2	2	0	0	4	10	9	2	1	1	0	0	2	9	8	2	1	1	0	0	2	1	1		
2000-01	4	1	2	0	1	3	12	17	2	0	1	0	1	1	7	9	2	1	1	0	0	2	5	8		
1999-00	4	0	1	2	1	3	13	17	2	0	1	1	0	1	5	8	2	0	0	1	1	2	8	9		
1998-99	4	1	3	0	-	2	11	20	2	1	1	0	-	2	8	13	2	0	2	0	-	0	3	7		
1997-98	6	3	2	1	-	7	17	14	3	2	0	1	-	5	10	5	3	1	2	0	-	2	7	9		
1996-97	5	5	0	0	-	10	22	12	2	2	0	0	-	4	9	4	3	3	0	0	-	6	13	8		
1995-96	5	2	2	1	-	5	18	19	3	1	1	1	-	3	11	12	2	1	1	0	-	2	7	7		
1994-95	4	0	3	1	-	1	10	15	2	0	2	0	-	0	3	6	2	0	1	1	-	1	7	9		
1993-94	5	2	3	0	-	4	19	19	2	1	1	0	-	2	7	6	3	1	2	0	-	2	12	13		
1992-93	3	1	2	0	-	2	14	12	1	0	1	0	-	0	4	5	2	1	1	0	-	2	10	7		
TOTALS	89	41	39	5	4	91	267	280	43	21	17	3	2	47	138	130	46	20	22	2	2	44	129	150		

SERIES INFORMATION

Last Lightning Win: Dec. 1, 2014 (Lightning 6 @ Rangers 3)
Last New York Win: Dec. 29, 2013 (Rangers 4 @ Lightning 3)
Last Tie: Mar. 15, 2000 (Lightning 4 @ Rangers 4)
Last Lightning Overtime Win: Mar. 2, 2012 (Rangers 3 @ Lightning 4)
Last Rangers Overtime Win: Feb. 9, 2012 (Lightning 3 @ Rangers 4)
Last Lightning Shootout Win: Dec. 8, 2011 (Lightning 3 @ Rangers 2)
Last New York Shootout Win: Nov. 26, 2008 (Lightning 2 vs. Rangers 3)
Last Lightning Shutout: Nov. 25, 2013 (Rangers 0 @ Lightning 5)
Last New York Shutout: Apr. 2, 2010 (Rangers 5 @ Lightning 0)
Last Lightning Win at Home: Nov. 26, 2014 (Rangers 3 @ Lightning 4)
Last New York Win at Home: Feb. 28, 2013 (Lightning 1 @ Rangers 4)
Last Lightning Win at New York: Dec. 1, 2014 (Lightning 6 @ Rangers 3)
Last New York Win at Tampa Bay: Dec. 29, 2013 (Rangers 4 @ Lightning 3)
Most Goals by Lightning: 6, 3x, Last: Dec. 1, 2014 (Lightning 6 vs. Rangers 3)
Most Goals by New York: 10, Nov. 10, 1998 (Lightning 2 vs. Rangers 10)
Most Goals by Both Teams: 12, Nov. 10, 1998 (Lightning 2 vs. Rangers 10)
Last Lightning Hat Trick: Dan Boyle, Dec. 23, 2006 (Lightning 4 @ Rangers 3)
Last New York Hat Trick: Chris Drury, Nov. 6, 2008 (Lightning 2 @ Rangers 5)

2014-15 SEASON SUMMARY

WON: 3 LOST: 0 OT: 0

AT TAMPA BAY LIGHTNING

DATE	TEAM	OPPONENT	ATTEND	GOALTENDERS	W GOAL
26 Nov '14	Lightning 4	Rangers 3	19,204	Bishop vs. Lundqvist	Nikita Kucherov

AT NEW YORK RANGERS

DATE	TEAM	OPPONENT	ATTEND	GOALTENDERS	W GOAL
17 Nov '14	Lightning 5	Rangers 1	18,006	Bishop vs. Lundqvist	Ryan Callahan
01 Dec '14	Lightning 6	Rangers 3	18,006	Bishop vs. Lundqvist	Brett Connolly

GOALS BY PERIOD

	1ST	2ND	3RD	OT	TOTAL
LIGHTNING	6	4	5	0	15
RANGERS	3	3	1	0	7

SHOTS BY PERIOD

	1ST	2ND	3RD	OT	TOTAL
LIGHTNING	26	27	27	0	80
RANGERS	22	24	24	0	70

INDIVIDUAL SCORING

TAMPA BAY LIGHTNING

Player	GP	G	A	P	+/-	PIM	PP	SH
Stamkos	3	2	5	7	1	4	1	0
Johnson	3	2	4	6	6	0	0	0
Callahan	3	4	1	5	1	0	2	0
Palat	3	1	3	4	5	2	0	1
Filppula	3	0	4	4	2	2	0	0
Kucherov	3	2	1	3	4	2	0	0
Hedman	1	0	3	3	3	0	0	0
Connolly	2	2	0	2	1	0	1	0
Carle	3	1	1	2	3	4	0	0
Killorn	3	1	1	2	0	2	0	0
Garrison	3	0	1	1	1	0	0	0
Gudas	3	0	1	1	1	0	0	0
Boyle	3	0	0	0	1	0	0	0
Morrow	3	0	0	0	1	0	0	0
Paquette	3	0	0	0	-1	2	0	0
Stralman	3	0	0	0	5	0	0	0
Sustr	3	0	0	0	0	0	0	0
Barberio	2	0	0	0	1	0	0	0
Drouin	2	0	0	0	-1	0	0	0
Namestnikov	2	0	0	0	0	0	0	0

Power Play: 4-12 (33.3%)
Penalty Killing: 7-10 (70.0%)

NEW YORK RANGERS

Player	GP	G	A	P	+/-	PIM	PP	SH
Nash	3	1	2	3	0	4	0	0
Brassard	3	0	3	3	0	0	0	0
Stepan	3	0	3	3	-3	0	0	0
St. Louis	3	2	0	2	-6	2	2	0
Hayes	3	1	0	1	-2	2	0	0
Zuccarello	3	1	0	1	1	4	0	0
Boyle	2	1	0	1	1	2	1	0
Fast	2	1	0	1	-1	0	0	0
Hagelin	3	0	1	1	-1	2	0	0
Stempniak	2	0	1	1	0	0	0	0
McDonagh	1	0	1	1	-2	2	0	0
Girardi	3	0	0	0	-6	0	0	0
Hunwick	3	0	0	0	-1	0	0	0
Klein	3	0	0	0	-3	0	0	0
Kreider	3	0	0	0	-2	2	0	0
Moore	3	0	0	0	-1	0	0	0
Moore	3	0	0	0	-3	0	0	0
Staal	3	0	0	0	-3	4	0	0
Duclair	2	0	0	0	0	0	0	0
Class	2	0	0	0	-2	0	0	0
Miller	1	0	0	0	-2	0	0	0

Power Play: 3-10 (30.0%)
Penalty Killing: 8-12 (66.7%)

GOALTENDING

TAMPA BAY LIGHTNING

GOALIE	GP	MIN	W-L-OT	SO	GA	SA	SV	GAA	SV%
Bishop	3	179	3-0-0	0	7	70	63	2.34	.900

NEW YORK RANGERS

GOALIE	GP	MIN	W-L-OT	SO	GA	SA	SV	GAA	SV%
Lundqvist	3	177	0-3-0	0	14	79	65	4.74	.823

OTTAWA SENATORS



1000 Palladium Dr.
Ottawa, ON, Canada K2V 1A5
Phone (613) 599-0250
Website senators.nhl.com
Team Colors Red, Black, Gold, White
Inaugural Season 1992-93
Arena Canadian Tire Centre (19,153)
Stanley Cup Titles None
Television TSN (English), Réseau des sports (French)
Radio CFGO-AM 1200 (English), CJFO-FM 94.5 (French)
General Manager Bryan Murray
Head Coach Dave Cameron
Assistant Coach Jason Smith
Media & Communications Managers Brian Morris, Chris Moore

SERIES INFORMATION

Last Lightning Win: Jan. 4, 2015 (Lightning 4 @ Ottawa 2)
Last Ottawa Win: Apr. 2, 2015 (Lightning 1 @ Ottawa 2, OT)
Last Tie: Feb. 4, 2002 (Lightning 4 vs. Ottawa 4)
Last Lightning Overtime Win: Mar. 2, 1995 (Lightning 3 @ Ottawa 2)
Last Ottawa Overtime Win: Apr. 2, 2015 (Lightning 1 @ Ottawa 2)
Last Lightning Shootout Win: Jan. 23, 2014 (Ottawa 3 @ Lightning 4)
Last Ottawa Shootout Win: Oct. 11, 2014 (Ottawa 3 @ Lightning 2)
Last Lightning Shutout: Jan. 19, 2008 (Lightning 2 @ Ottawa 0)
Last Ottawa Shutout: Feb. 14, 2012 (Ottawa 4, Lightning 0)
Last Lightning Win at Home: Nov. 29, 2014 (Ottawa 1 @ Lightning 4)
Last Ottawa Win at Home: Apr. 2, 2015 (Lightning 1 @ Ottawa 2, OT)
Last Lightning Win at Ottawa: Jan. 4, 2015 (Lightning 4 @ Ottawa 2)
Last Ottawa Win at Tampa Bay: Oct. 11, 2014 (Ottawa 3 @ Lightning 2, SO)
Most Goals by Lightning: 6, 4x, Last: Jan. 25, 2013 (Lightning 6 vs. Ottawa 4)
Most Goals by Ottawa: 9, Mar. 8, 1999 (Lightning 3 @ Ottawa 9)
Most Goals by Both Teams: 12, 2x, Last: Jan. 24, 2008 (Lightning 4 vs. Ottawa 8)
Last Lightning Hat Trick: None
Last Ottawa Hat Trick: Milan Michalek, Mar. 6, 2012 (Ottawa 7 @ Lightning 3)

2015-2016 SCHEDULE

DATE	SITE	TIME
December 10	Tampa Bay	7:30 PM
December 20	Tampa Bay	5:00 PM
February 8	Ottawa	7:30 PM
March 3	Ottawa	7:30 PM

ALL-TIME SERIES

SEASON	OVERALL									HOME					ROAD											
	GP	W	L	T	OTL	PTS	GF	GA		GP	W	L	T	OTL	PTS	GF	GA	GP	W	L	T	OTL	PTS	GF	GA	
2014-15	4	2	0	-	2	6	11	7		2	1	0	-	1	3	6	3	2	1	0	-	1	3	5	4	
2013-14	5	3	1	-	1	7	18	17		3	2	0	-	1	5	10	8	2	1	1	-	0	2	8	9	
2012-13	3	2	1	-	0	4	12	11		2	2	0	-	0	4	9	6	1	0	1	-	0	0	3	5	
2011-12	4	0	4	-	0	0	6	19		2	0	2	-	0	0	3	11	2	0	2	-	0	0	3	8	
2010-11	4	2	1	-	1	5	10	8		2	1	1	-	0	2	6	4	2	1	0	-	1	3	4	4	
2009-10	4	2	1	-	1	5	11	15		2	2	0	-	0	4	8	5	2	0	1	-	1	1	3	10	
2008-09	4	1	2	-	1	3	4	10		2	1	1	-	0	2	3	5	2	0	1	-	1	1	1	5	
2007-08	4	2	1	-	1	5	12	15		2	1	1	-	0	2	7	11	2	1	0	-	1	3	5	4	
2006-07	4	2	2	-	0	4	11	15		2	1	1	-	0	2	5	8	2	1	1	-	0	2	6	7	
2005-06	4	0	4	-	0	0	6	16		2	0	2	-	0	0	1	8	2	0	2	-	0	0	5	8	
2004-05										DID NOT PLAY																
2003-04	4	0	3	0	1	1	9	17		2	0	1	0	1	1	5	9	2	0	2	0	0	0	4	8	
2002-03	4	2	2	0	0	4	11	16		2	1	1	0	0	2	9	8	2	1	1	0	0	2	2	8	
2001-02	4	0	3	1	0	1	8	14		2	0	1	1	0	1	5	6	2	0	2	0	0	0	3	8	
2000-01	4	0	4	0	0	0	5	22		2	0	2	0	0	0	2	11	2	0	2	0	0	0	3	11	
1999-00	4	2	2	0	0	4	15	18		2	2	0	0	0	4	11	7	2	0	2	0	0	0	4	11	
1998-99	4	0	3	1	-	1	10	22		2	0	1	1	-	1	6	8	2	0	2	0	-	0	4	14	
1997-98	4	1	3	0	-	2	8	11		2	0	2	0	-	0	4	8	2	1	1	0	-	2	4	3	
1996-97	4	2	2	0	-	4	14	13		2	1	1	0	-	2	7	5	2	1	1	0	-	2	7	8	
1995-96	4	2	2	0	-	4	11	13		2	1	1	0	-	2	8	8	2	1	1	0	-	2	3	5	
1994-95	4	1	3	0	-	2	8	14		2	0	2	0	-	0	4	6	2	1	1	0	-	2	4	8	
1993-94	4	4	0	0	-	8	17	6		2	2	0	0	-	4	8	4	2	2	0	0	-	4	9	2	
1992-93	2	2	0	0	-	4	4	2		1	1	0	0	-	2	1	0	1	1	0	0	-	2	3	2	
TOTALS	86	32	44	2	8	74	221	301		44	19	20	2	3	43	128	149	42	13	24	0	5	31	93	152	

2014-15 SEASON SUMMARY

WON: 2 LOST: 0 OT: 2

AT TAMPA BAY LIGHTNING

DATE	TEAM	OPPONENT	ATTEND	GOALTENDERS	W GOAL
11 Oct '14**	Lightning 2	Senators 3	19,204	Bishop vs. Lehner	Mika Zibanejad
29 Nov '14	Lightning 4	Senators 1	19,204	Bishop vs. Lehner	Alex Killorn

AT OTTAWA SENATORS

DATE	TEAM	OPPONENT	ATTEND	GOALTENDERS	W GOAL
04 Jan '15	Lightning 4	Senators 2	16,949	Bishop vs. Lehner	Steven Stamkos
02 Apr '15*	Lightning 1	Senators 2	18,857	Bishop vs. Hammond	Patrick Wiercioch

GOALS BY PERIOD

	1ST	2ND	3RD	OT	TOTAL
LIGHTNING	2	4	5	0	11
SENATORS	3	1	2	1	7

SHOTS BY PERIOD

	1ST	2ND	3RD	OT	TOTAL
LIGHTNING	32	51	46	2	131
SENATORS	43	32	37	5	117

INDIVIDUAL SCORING

TAMPA BAY LIGHTNING

Player	GP	G	A	P	+/	PIM	PP	SH
Hedman	3	2	1	3	2	2	1	0
Johnson	3	2	1	3	1	0	1	0
Killorn	4	1	2	3	1	0	0	0
Kucherov	4	1	2	3	0	2	1	0
Stamkos	4	1	2	3	0	0	0	0
Stralman	4	0	3	3	-1	2	0	0
Callahan	4	1	1	2	1	4	0	0
Drouin	3	1	1	2	2	2	1	0
Filppula	4	0	2	2	-2	2	0	0
Morrow	4	1	0	1	3	4	0	0
Connolly	3	1	0	1	1	2	0	0
Boyle	4	0	1	1	2	0	0	0
Carle	4	0	1	1	0	2	0	0
Palat	4	0	1	1	-2	2	0	0
Garrison	3	0	1	1	0	0	0	0
Paquette	3	0	1	1	1	2	0	0
Sustr	3	0	0	0	1	0	0	0
Brown	2	0	0	0	-1	0	0	0
Gudus	2	0	0	0	0	2	0	0
Namesnikov	2	0	0	0	-1	0	0	0
Nesterov	2	0	0	0	-2	2	0	0
Barberio	1	0	0	0	0	0	0	0
Koekoek	1	0	0	0	0	0	0	0
Witkowski	1	0	0	0	0	2	0	0

Power Play: 4-20 (20.0%)
Penalty Killing: 12-13 (92.3%)

GOALTENDING

TAMPA BAY LIGHTNING

GOALIE	GP	MIN	W-L-OT	SO	GA	SA	SV	GAA	SV%
Bishop	4	249	2-0-2	0	7	117	110	1.68	.940

OTTAWA SENATORS

Player	GP	G	A	P	+/	PIM	PP	SH
Turris	4	1	5	6	2	0	0	0
Stone	4	3	1	4	4	0	0	0
Karlsson	4	1	2	3	0	8	0	0
MacArthur	4	0	2	2	3	8	0	0
Legwand	4	1	0	1	-1	4	1	0
Wiercioch	3	1	0	1	1	0	0	0
Ceci	4	0	1	1	0	2	0	0
Chiasson	4	0	1	1	0	4	0	0
Ryan	3	0	1	1	0	0	0	0
Gryba	4	0	0	0	-3	8	0	0
Hoffman	4	0	0	0	0	2	0	0
Zibanejad	4	0	0	0	-3	0	0	0
Condra	3	0	0	0	-2	2	0	0
Cowen	3	0	0	0	0	0	0	0
Lazer	3	0	0	0	0	0	0	0
Michalek	3	0	0	0	-3	2	0	0
Phillips	3	0	0	0	-2	2	0	0
Borowiecki	2	0	0	0	0	0	0	0
Greening	2	0	0	0	-2	0	0	0
Neil	2	0	0	0	0	0	0	0
Pageau	2	0	0	0	-1	0	0	0
Smith	2	0	0	0	0	2	0	0
Methot	1	0	0	0	1	0	0	0

Power Play: 1-13 (7.7%)
Penalty Killing: 16-20 (80.0%)

OTTAWA SENATORS

GOALIE	GP	MIN	W-L-OT	SO	GA	SA	SV	GAA	SV%
Hammond	1	65	1-0-0	0	1	29	28	.930	.966
Lehner	3	185	1-2-0	0	10	102	92	3.24	.902

PHILADELPHIA FLYERS



3601 South Broad St.
Philadelphia, PA 19148
Phone
Website
Team Colors
Inaugural Season
Arena
Stanley Cup Titles
Television
Radio
General Manager
Head Coach
Assistant Coaches
Media & Communications Managers

215-465-4500
flyers.nhl.com
Orange, Black, White
1967-88
Wells Fargo Center (19,541)
2 (1974, 1975)
Comcast SportsNet Philadelphia
WPEN-FM 97.5
Ron Hextall
Dave Hakstol
Gord Murphy, Joe Mullen, Ian Laperriere
Zack Hill, Joe Siville, Brian Smith

SERIES INFORMATION

Last Lightning Win: Dec. 16, 2014 (Lightning 3 @ Philadelphia 1)
Last Philadelphia Win: Jan. 12, 2015 (Lightning 3 @ Philadelphia 7)
Last Tie: Mar. 18, 2002 (Lightning 3 @ Philadelphia 3)
Last Lightning Overtime Win: Nov. 9, 2011 (Philadelphia 1 @ Lightning 2)
Last Philadelphia Overtime Win: Dec. 2, 2008 (Lightning 3 @ Philadelphia 4)
Last Lightning Shootout Win: Jan. 30, 2007 (Lightning 4 @ Philadelphia 3)
Last Philadelphia Shootout Win: Feb. 15, 2011 (Philadelphia 4 @ Lightning 3)
Last Lightning Shutout: Feb. 1, 2011 (Philadelphia 0 @ Lightning 4)
Last Philadelphia Shutout: Dec. 1, 2001 (Lightning 0 @ Philadelphia 2)
Last Lightning Win at Home: Oct. 30, 2014 (Philadelphia 3 @ Lightning 4)
Last Philadelphia Win at Home: Jan. 12, 2015 (Lightning 3 @ Philadelphia 7)
Last Lightning Win at Philadelphia: Dec. 16, 2014 (Lightning 3 @ Philadelphia 1)
Last Philadelphia Win at Tampa Bay: Feb. 15, 2011 (Philadelphia 4 @ Lightning 3, 50)
Most Goals by Lightning: 8, Nov. 18, 2010 (Lightning 8 @ Philadelphia 7)
Most Goals by Philadelphia: 7, 4x, last: Jan. 12, 2015 (Lightning 3 @ Philadelphia 7)
Most Goals by Both Teams: 15, Nov. 18, 2010 (Lightning 8 @ Philadelphia 7)
Last Lightning Hat Trick: Steven Stamkos, Nov. 18, 2010 (Lightning 8 @ Philadelphia 7)
Last Philadelphia Hat Trick: John LeClair, Dec. 6, 2000 (Lightning 3 @ Philadelphia 6)

2015-2016 SCHEDULE

DATE	SITE	TIME
October 8	Tampa Bay	7:30 PM
March 7	Philadelphia	7:00 PM
March 11	Tampa Bay	7:30 PM

ALL-TIME SERIES

SEASON	OVERALL									HOME					ROAD																		
	GP	W	L	T	OTL	PTS	GF	GA		GP	W	L	T	OTL	PTS	GF	GA	GP	W	L	T	OTL	PTS	GF	GA								
2014-15	3	2	1	-	0	4	10	11		1	1	0	-	0	2	4	3	2	1	1	-	0	2	6	8								
2013-14	3	3	0	-	0	6	14	7		2	2	0	-	0	4	8	4	1	1	0	-	0	2	6	3								
2012-13	-	-	-	-	-	-	-	-		-	-	-	-	-	-	-	-	-	-	-	-	-	-	-	-								
2011-12	4	3	1	-	0	6	14	10		2	2	0	-	0	4	7	2	2	1	1	-	0	2	7	8								
2010-11	4	3	0	-	1	7	18	12		2	1	0	-	1	3	7	3	2	2	0	-	0	4	11	9								
2009-10	4	0	4	-	0	0	7	22		2	0	2	-	0	0	4	12	2	0	2	-	0	0	3	10								
2008-09	4	2	1	-	1	5	10	12		2	1	1	-	0	2	5	7	2	1	0	-	1	3	5	5								
2007-08	4	2	2	-	0	4	14	12		2	1	1	-	0	2	7	6	2	1	1	-	0	2	7	6								
2006-07	4	3	1	-	0	6	15	10		2	1	1	-	0	2	7	5	2	2	0	-	0	4	8	5								
2005-06	4	4	0	-	0	8	21	7		2	2	0	-	0	4	11	5	2	2	0	-	0	4	10	2								
2004-05										DID NOT PLAY																							
2003-04	4	4	0	0	0	8	18	8		2	2	0	0	0	4	11	3	2	2	0	0	0	4	7	5								
2002-03	4	1	3	0	0	2	8	10		2	0	2	0	0	0	3	7	2	1	1	0	0	2	5	3								
2001-02	4	0	3	1	0	1	6	11		2	0	2	0	0	0	3	6	2	0	1	1	0	1	3	5								
2000-01	4	1	2	1	0	3	7	12		2	1	1	0	0	2	4	6	2	0	1	1	0	1	3	6								
1999-00	4	1	2	0	1	3	7	12		2	1	0	0	1	3	6	4	2	0	2	0	0	0	1	8								
1998-99	4	1	2	1	-	3	10	14		2	1	1	0	-	2	6	6	2	0	1	1	-	1	4	8								
1997-98	6	0	5	1	-	1	9	27		3	0	2	1	-	1	6	14	3	0	3	0	-	0	3	13								
1996-97	5	2	2	1	-	5	13	10		3	1	2	0	-	2	9	8	2	1	0	1	-	3	4	2								
1995-96	5	1	2	2	-	4	9	12		2	1	1	0	-	2	6	5	3	0	1	2	-	2	3	7								
1994-95	4	0	4	0	-	0	11	17		2	0	2	0	-	0	5	9	2	0	2	0	-	0	6	8								
1993-94	5	1	3	1	-	3	13	17		3	1	2	0	-	2	8	9	2	0	1	1	-	1	5	8								
1992-93	2	1	1	0	-	2	6	7		1	1	0	0	-	2	4	1	1	0	1	0	-	0	2	6								
TOTALS	85	35	39	8	3	81	240	260		43	20	20	1	2	43	131	125	42	15	19	7	1	38	109	135								

2014-15 SEASON SUMMARY

WON: 2 LOST: 1 OT: 0

AT TAMPA BAY LIGHTNING

DATE	TEAM	OPPONENT	ATTEND	GOALTENDERS	W GOAL
30 Oct '14	Lightning 4	Flyers 3	18,642	Bishop vs. Emery	Jason Garrison

AT PHILADELPHIA FLYERS

* - Overtime ** - Shootout

DATE	TEAM	OPPONENT	ATTEND	GOALTENDERS	W GOAL
16 Dec '14	Lightning 3	Flyers 1	19,576	Vasilevskiy vs. Mason	Tyler Johnson
12 Jan '15	Lightning 3	Flyers 7	19,588	Nabokov, Bishop vs. Zepp	Pierre-Edouard Bellemare

GOALS BY PERIOD

	1ST	2ND	3RD	OT	TOTAL
LIGHTNING	2	4	4	0	10
FLYERS	4	5	2	0	11

SHOTS BY PERIOD

	1ST	2ND	3RD	OT	TOTAL
LIGHTNING	21	26	32	0	79
FLYERS	24	27	25	0	76

INDIVIDUAL SCORING

TAMPA BAY LIGHTNING

Player	GP	G	A	P	+/	PIM	PP	SH
Stamkos	3	4	1	5	0	0	2	0
Filppula	3	1	4	5	2	2	0	0
Johnson	3	1	2	3	1	2	0	0
Callahan	2	1	2	3	1	0	1	0
Drouin	3	0	3	3	0	2	0	0
Stralman	3	0	3	3	1	0	0	0
Garrison	3	1	1	2	0	0	1	0
Paquette	3	0	2	2	2	0	0	0
Boyle	3	1	0	1	-3	2	0	0
Namesnikov	1	1	0	1	1	0	0	0
Killarn	3	0	1	1	1	0	0	0
Kucherov	3	0	1	1	0	0	0	0
Carle	3	0	0	0	0	6	0	0
Morrow	3	0	0	0	-2	7	0	0
Sustr	3	0	0	0	-2	2	0	0
Barberio	2	0	0	0	-1	0	0	0
Brown	2	0	0	0	0	0	0	0
Connolly	2	0	0	0	-2	0	0	0
Hedman	2	0	0	0	0	0	0	0
Palat	2	0	0	0	-1	0	0	0
Brewer	1	0	0	0	-1	2	0	0
Gudas	1	0	0	0	-1	2	0	0

Power Play: 4-12 (33.3%)
Penalty Killing: 5-9 (55.6%)

PHILADELPHIA FLYERS

Player	GP	G	A	P	+/	PIM	PP	SH
Giroux	3	0	5	5	0	2	0	0
Simmonds	3	2	2	4	1	4	1	0
Voracek	3	2	2	4	1	0	1	0
Streit	3	1	3	4	-1	2	1	0
Schenn	3	1	2	3	-1	2	1	0
Raffi	3	2	0	2	1	0	0	0
Bellemare	3	1	1	2	0	0	0	0
VandeVelde	3	1	1	2	0	2	0	0
Umberger	3	1	0	1	0	0	0	0
Read	3	0	1	1	0	0	0	0
Schenn	3	0	1	1	2	4	0	0
Coburn	2	0	1	1	-1	0	0	0
Del Zotto	2	0	1	1	3	2	0	0
Laughton	2	0	1	1	1	0	0	0
Manning	1	0	1	1	0	0	0	0
Couturier	3	0	0	0	1	2	0	0
Schultz	3	0	0	0	1	2	0	0
Grossmann	2	0	0	0	-1	2	0	0
MacDonald	2	0	0	0	0	5	0	0
Rinaldo	2	0	0	0	-1	2	0	0
Akeson	1	0	0	0	-1	0	0	0
Lecavalier	1	0	0	0	0	0	0	0

Power Play: 4-9 (44.4%)
Penalty Killing: 8-12 (66.7%)

GOALTENDING

TAMPA BAY LIGHTNING

GOALIE	GP	MIN	W-L-OT	SO	GA	SA	SV	GAA	SV%
Bishop	2	97	1-0-0	0	6	39	33	3.72	.846
Nabokov	1	23	0-1-0	0	4	13	9	10.62	.692
Vasilevskiy	1	60	1-0-0	0	1	24	23	1.00	.958

PHILADELPHIA FLYERS

GOALIE	GP	MIN	W-L-OT	SO	GA	SA	SV	GAA	SV%
Zepp	1	60	1-0-0	0	3	24	21	3.01	.875
Mason	1	58	0-1-0	0	2	22	20	2.07	.909
Emery	1	58	0-1-0	0	4	32	28	4.15	.875

PITTSBURGH PENGUINS



1001 Fifth Avenue
Pittsburgh, PA 15219
Phone (412) 642-1300
Website penguins.nhl.com
Team Colors Black, Gold, White
Inaugural Season 1967-68
Arena Consol Energy Center (18,387)
Stanley Cup Titles 3 (1991, 1992, 2009)
Television Root Sports Pittsburgh
Radio WYDX-FM 105.9
General Manager Jim Rutherford
Head Coach Mike Johnston
Assistant Coaches Rick Tocchet, Gary Agnew
Media & Communications Managers Jennifer Bullano, Jason Seidling

(412) 642-1300
penguins.nhl.com
Black, Gold, White
1967-68
Consol Energy Center (18,387)
3 (1991, 1992, 2009)
Root Sports Pittsburgh
WYDX-FM 105.9
Jim Rutherford
Mike Johnston
Rick Tocchet, Gary Agnew
Jennifer Bullano, Jason Seidling

SERIES INFORMATION

Last Lightning Win: Dec. 23, 2014 (Pittsburgh 3 @ Lightning 4)
Last Pittsburgh Win: Jan. 2, 2015 (Lightning 3 @ Pittsburgh 6)
Last Tie: Oct. 19, 2002 (Lightning 3 @ Pittsburgh 3)
Last Lightning Overtime Win: Nov. 8, 2006 (Lightning 4 @ Pittsburgh 3)
Last Pittsburgh Overtime Win: Mar. 22, 2014 (Lightning 3 @ Pittsburgh 4)
Last Lightning Shootout Win: Jan. 7, 2007 (Lightning 3 @ Pittsburgh 2)
Last Pittsburgh Shootout Win: None
Last Lightning Shutout: Mar. 31, 2010 (Lightning 2 @ Pittsburgh 0)
Last Pittsburgh Shutout: Nov. 29, 2013 (Pittsburgh 3 @ Lightning 0)
Last Lightning Win at Home: Dec. 23, 2014 (Pittsburgh 3 @ Lightning 4)
Last Pittsburgh Win at Home: Jan. 2, 2015 (Lightning 3 @ Pittsburgh 6)
Last Lightning Win at Pittsburgh: Mar. 31, 2010 (Lightning 2 @ Pittsburgh 0)
Last Pittsburgh Win at Tampa Bay: Nov. 29, 2013 (Pittsburgh 3 @ Lightning 0)
Most Goals by Lightning: 9, Nov. 8, 2003 (Pittsburgh 0 @ Lightning 9)
Most Goals by Pittsburgh: 10, Nov. 1, 1995 (Lightning 0 @ Pittsburgh 10)
Most Goals by Both Teams: 11, 2x, Last: Nov. 6, 1999 (Lightning 7 @ Pittsburgh 4)
Last Lightning Hat Trick: Tyler Johnson, Dec. 23, 2014 (Pittsburgh 3 @ Lightning 4)
Last Pittsburgh Hat Trick: Sidney Crosby Oct. 12, 2013 (Pittsburgh 5 @ Lightning 4)

2015-2016 SCHEDULE

DATE	SITE	TIME
January 15	Tampa Bay	7:30 PM
February 5	Tampa Bay	7:30 PM
February 20	Pittsburgh	12:30 PM

ALL-TIME SERIES

SEASON	OVERALL									HOME									ROAD								
	GP	W	L	T	OTL	PTS	GF	GA		GP	W	L	T	OTL	PTS	GF	GA		GP	W	L	T	OTL	PTS	GF	GA	
2014-15	3	1	2	-	0	2	9	13		1	1	0	-	0	2	4	3		2	0	2	-	0	0	5	10	
2013-14	3	0	2	-	1	1	7	12		2	0	2	-	0	0	4	8		1	0	0	-	1	1	3	4	
2012-13	3	0	3	-	0	0	9	15		1	0	1	-	0	0	3	6		2	0	2	-	0	0	6	9	
2011-12	4	1	3	-	0	2	10	19		2	1	1	-	0	2	7	7		2	0	2	-	0	0	3	12	
2010-11	4	2	2	-	0	4	9	17		2	2	0	-	0	4	7	4		2	0	2	-	0	0	2	13	
2009-10	4	2	2	-	0	4	7	7		2	1	1	-	0	2	4	3		2	1	1	-	0	2	3	4	
2008-09	4	1	2	-	1	3	8	13		2	0	2	-	0	0	5	9		2	1	0	-	1	3	3	4	
2007-08	4	1	3	-	0	2	6	10		2	0	2	-	0	0	1	6		2	1	1	-	0	2	5	4	
2006-07	4	4	0	-	0	8	14	8		2	2	0	-	0	4	8	3		2	2	0	-	0	4	6	5	
2005-06	4	4	0	-	0	8	13	6		2	2	0	-	0	4	5	1		2	2	0	-	0	4	8	5	
2004-05										DID NOT PLAY																	
2003-04	4	4	0	0	0	8	23	4		2	2	0	0	0	4	14	1		2	2	0	0	0	4	9	3	
2002-03	4	1	2	1	0	3	12	12		2	1	1	0	0	2	6	4		2	0	1	1	0	1	6	8	
2001-02	4	2	1	0	1	5	9	11		2	2	0	0	0	4	7	4		2	0	1	0	1	1	2	7	
2000-01	4	1	2	1	0	3	10	9		2	1	0	1	0	3	6	2		2	0	2	0	0	0	4	7	
1999-00	4	3	1	0	0	6	14	10		2	2	0	0	0	4	4	2		2	1	1	0	0	2	10	8	
1998-99	5	1	4	0	-	2	10	15		3	1	2	0	-	2	6	7		2	0	2	0	-	0	4	8	
1997-98	4	0	3	1	-	1	4	14		2	0	2	0	-	0	2	8		2	0	1	1	-	1	2	6	
1996-97	4	2	1	1	-	5	16	18		2	1	0	1	-	3	9	8		2	1	1	0	-	2	7	10	
1995-96	4	1	3	0	-	2	9	18		2	1	1	0	-	2	8	6		2	0	2	0	-	0	1	12	
1994-95	3	1	2	0	-	2	10	13		1	0	1	0	-	0	3	5		2	1	1	0	-	2	7	8	
1993-94	4	1	3	0	-	2	10	18		2	1	1	0	-	2	6	8		2	0	2	0	-	0	4	10	
1992-93	2	0	1	1	-	1	7	8		1	0	1	0	-	0	4	5		1	0	0	1	-	1	3	3	
TOTALS	83	33	42	5	3	74	226	270		41	21	18	2	0	44	123	110		42	12	24	3	3	30	103	160	

OPPONENTS/150

2014-15 SEASON SUMMARY

WON: 1 LOST: 2 OT: 0

AT TAMPA BAY LIGHTNING

DATE	TEAM	OPPONENT	ATTEND	GOALTENDERS	W GOAL
23 Dec '14	Lightning 4	Penguins 3	19,204	Vasilevskiy vs. Fleury, Zatkoff	Tyler Johnson

AT PITTSBURGH PENGUINS

DATE	TEAM	OPPONENT	ATTEND	GOALTENDERS	W GOAL
15 Dec '14	Lightning 2	Penguins 4	18,487	Nabokov, Bishop vs. Fleury	Steve Downie
02 Jan '15	Lightning 3	Penguins 6	18,655	Nabokov, Bishop vs. Greiss	Christian Ehrhoff

GOALS BY PERIOD

	1ST	2ND	3RD	OT	TOTAL
LIGHTNING	4	3	2	0	9
PENGUINS	4	4	5	0	13

SHOTS BY PERIOD

	1ST	2ND	3RD	OT	TOTAL
LIGHTNING	31	30	31	0	92
PENGUINS	23	30	31	0	84

INDIVIDUAL SCORING

TAMPA BAY LIGHTNING

Player	GP	G	A	P	+/-	PIM	PP	SH
Johnson	3	3	2	5	2	2	0	0
Kucherov	3	2	3	5	2	0	0	0
Palat	2	0	5	5	3	0	0	0
Hedman	3	1	2	3	-1	0	0	0
Carle	3	0	2	2	2	0	0	0
Filipula	3	0	2	2	-3	0	0	0
Boyle	3	1	0	1	-1	0	0	0
Drouin	3	1	0	1	-3	0	1	0
Killorn	3	1	0	1	-1	0	0	0
Stralman	3	0	1	1	-3	2	0	0
Barberio	3	0	0	0	0	0	0	0
Callahan	3	0	0	0	-4	2	0	0
Connolly	3	0	0	0	-1	2	0	0
Morrow	3	0	0	0	-1	9	0	0
Paquette	3	0	0	0	-2	0	0	0
Stamkos	3	0	0	0	-4	0	0	0
Sustr	3	0	0	0	0	4	0	0
Garrison	2	0	0	0	-3	0	0	0
Brown	1	0	0	0	0	2	0	0
Gudas	1	0	0	0	-1	0	0	0

Power Play: 1-10 (10.0%)

Penalty Killing: 6-8 (75.0%)

PITTSBURGH PENGUINS

Player	GP	G	A	P	+/-	PIM	PP	SH
Malkin	3	1	4	5	2	0	0	0
Downie	2	3	1	4	3	4	1	0
Crosby	2	0	4	4	3	0	0	0
Ebbett	3	1	2	3	2	0	0	0
Letang	3	1	2	3	2	2	0	0
Horvquist	2	1	2	3	2	4	0	0
Kunitz	2	2	0	2	-1	2	1	0
Rust	3	1	1	2	0	0	0	0
Spaling	3	0	2	2	2	0	0	0
Dumoulin	2	1	0	1	1	2	0	0
Ehrhoff	2	1	0	1	2	4	0	0
Sutter	2	1	0	1	-1	0	0	1
Despres	3	0	1	1	0	0	0	0
Scuderi	3	0	1	1	3	0	0	0
Klinkhammer	2	0	1	1	0	0	0	0
Bennett	1	0	1	1	-1	0	0	0
Farnham	3	0	0	0	0	7	0	0
Goc	3	0	0	0	0	0	0	0
Adams	2	0	0	0	1	0	0	0
Pouliot	2	0	0	0	1	0	0	0
Bortuzzo	1	0	0	0	0	0	0	0
Chorney	1	0	0	0	-1	0	0	0
Comeau	1	0	0	0	-1	2	0	0
Harrington	1	0	0	0	-2	0	0	0
Martin	1	0	0	0	-1	0	0	0
Uher	1	0	0	0	-1	0	0	0

Power Play: 2-8 (25.0%)

Penalty Killing: 9-10 (90.0%)

GOALTENDING

TAMPA BAY LIGHTNING

GOALIE	GP	MIN	W-L-OT	SO	GA	SA	SV	GAA	SV%
Vasilevskiy	1	60	1-0-0	0	3	29	26	3.00	.897
Nabokov	2	82	0-2-0	0	5	39	34	3.64	.872
Bishop	2	34	0-0-0	0	4	15	11	7.13	.733

PITTSBURGH PENGUINS

GOALIE	GP	MIN	W-L-OT	SO	GA	SA	SV	GAA	SV%
Greiss	1	60	1-0-0	0	3	35	32	3.01	.914
Fleury	2	81	1-0-0	0	5	40	35	3.73	.875
Zatkoff	1	37	0-1-0	0	1	17	16	1.63	.941

OPPONENTS/151

SAN JOSE SHARKS



525 W. Santa Clara St.
San Jose, CA 95113
Phone (408) 287-7070
Website sharks.nhl.com
Team Colors Teal, Black, White, Orange
Inaugural Season 1991-92
Arena SAP Center at San Jose (17,562)
Stanley Cup Titles None
Television Comcast SportsNet California
Radio KUFY-FM 98.5
General Manager Doug Wilson
Head Coach Peter DeBoer
Assistant Coaches Bob Boughner, Johan Hedberg, Steve Spott
Media & Communications Managers Scott Emmert, Ben Guerrero, Jason Plank

SERIES INFORMATION

Last Lightning Win: Feb. 15, 2015 (Lightning 5 @ San Jose 2)
Last San Jose Win: Nov. 13, 2014 (San Jose 2 @ Lightning 1)
Last Tie: Oct. 30, 2003 (San Jose 2 @ Lightning 2)
Last Lightning Overtime Win: Feb. 16, 2012 (San Jose 5 @ Lightning 6)
Last San Jose Overtime Win: None
Last Lightning Shootout Win: None
Last San Jose Shootout Win: None
Last Lightning Shutout: None
Last San Jose Shutout: Oct. 25, 2008 (San Jose 3 @ Lightning 0)
Last Lightning Win at Home: Feb. 16, 2012 (San Jose 5 @ Lightning 6, OT)
Last San Jose Win at Home: Nov. 21, 2013 (Lightning 1 @ San Jose 5)
Last Lightning Win at San Jose: Feb. 15, 2015 (Lightning 5 @ San Jose 2)
Last San Jose Win at Tampa Bay: Nov. 13, 2014 (San Jose 2 @ Lightning 1)
Most Goals by Lightning: 7, Mar. 1, 1996 (San Jose 3 @ Lightning 7)
Most Goals by San Jose: 8, Feb. 8, 2000 (San Jose 8 @ Lightning 0)
Most Goals by Both Teams: 11, Feb. 16, 2012 (San Jose 5 @ Lightning 6, OT)
Last Lightning Hat Trick: Martin St. Louis, Jan. 18, 2014 (San Jose 5 @ Lightning 4)
Last San Jose Hat Trick: Joe Pavelski, Jan. 18, 2014 (San Jose 5 @ Lightning 4)

2015-2016 SCHEDULE

DATE	SITE	TIME
December 5	San Jose	10:30 PM
February 16	Tampa Bay	7:30 PM

ALL-TIME SERIES

SEASON	OVERALL									HOME									ROAD								
	GP	W	L	T	OTL	PTS	GF	GA		GP	W	L	T	OTL	PTS	GF	GA		GP	W	L	T	OTL	PTS	GF	GA	
2014-15	2	1	1	-	0	2	6	4		1	0	1	-	0	0	1	2		1	1	0	-	0	2	5	2	
2013-14	2	0	2	-	0	0	5	10		1	0	1	-	0	0	4	5		1	0	1	-	0	0	1	5	
2012-13	-	-	-	-	-	-	-	-		-	-	-	-	-	-	-	-		-	-	-	-	-	-	-	-	
2011-12	2	1	1	-	0	2	8	12		1	1	0	-	0	2	6	5		1	0	1	-	0	0	2	7	
2010-11	1	0	1	-	0	0	2	5		-	-	-	-	-	-	-	-		1	0	1	-	0	0	2	5	
2009-10	1	1	0	-	0	2	5	2		1	1	0	-	0	2	5	2		-	-	-	-	-	-	-	-	
2008-09	2	0	2	-	0	0	1	10		1	0	1	-	0	0	3			1	0	1	-	0	0	1	7	
2007-08	-	-	-	-	-	-	-	-		-	-	-	-	-	-	-	-		-	-	-	-	-	-	-	-	
2006-07	1	0	1	-	0	0	2	4		1	0	1	-	0	0	2	4		-	-	-	-	-	-	-	-	
2005-06	1	0	1	-	0	0	1	3		-	-	-	-	-	-	-	-		1	0	1	-	0	0	1	3	
2004-05	-	-	-	-	-	-	-	-		DID NOT PLAY																	
2003-04	1	0	0	1	0	1	2	2		1	0	0	1	0	1	2	2		-	-	-	-	-	-	-	-	
2002-03	2	2	0	0	0	4	8	3		1	1	0	0	0	2	4	2		1	1	0	0	0	2	4	1	
2001-02	2	1	1	0	0	2	7	6		1	1	0	0	0	2	4	2		1	0	1	0	0	0	3	4	
2000-01	1	1	0	0	0	2	2	1		1	1	0	0	0	2	2	1		-	-	-	-	-	-	-	-	
1999-00	2	0	1	1	0	1	3	11		1	0	1	0	0	0	8			1	0	0	1	0	1	3	3	
1998-99	2	0	2	0	-	0	2	9		1	0	1	0	-	0	1	3		1	0	1	0	-	0	1	6	
1997-98	2	1	1	0	-	2	3	4		1	1	0	0	-	2	2	1		1	0	1	0	-	0	1	3	
1996-97	2	2	0	0	-	4	8	6		1	1	0	0	-	2	4	3		1	1	0	0	-	2	4	3	
1995-96	2	2	0	0	-	4	13	7		1	1	0	0	-	2	6	4		1	1	0	0	-	2	7	3	
1994-95	-	-	-	-	-	-	-	-		-	-	-	-	-	-	-	-		-	-	-	-	-	-	-	-	
1993-94	2	1	1	0	-	2	4	3		1	0	1	0	-	0	1	2		1	1	0	0	-	2	3	1	
1992-93	4	3	1	0	-	6	16	11		2	1	1	0	-	2	6	3		2	2	0	0	-	4	10	8	
TOTALS	34	16	16	2	0	34	98	113		18	9	8	1	0	19	50	52		16	7	8	1	0	15	48	61	

2014-15 SEASON SUMMARY

WON: 1 LOST: 1 OT: 0

AT TAMPA BAY LIGHTNING

DATE	TEAM	OPPONENT	ATTEND	GOALTENDERS	W GOAL
13 Nov '14	Lightning 1	Sharks 2	19,004	Bishop vs. Niemi	Tyler Kennedy

AT SAN JOSE SHARKS

* - Overtime ** - Shootout

DATE	TEAM	OPPONENT	ATTEND	GOALTENDERS	W GOAL
15 Feb '15	Lightning 5	Sharks 2	17,582	Bishop vs. Niemi	Ondrej Palat

GOALS BY PERIOD

	1ST	2ND	3RD	OT	TOTAL
LIGHTNING	1	1	4	0	6
SHARKS	0	3	1	0	4

SHOTS BY PERIOD

	1ST	2ND	3RD	OT	TOTAL
LIGHTNING	20	18	28	0	66
SHARKS	29	29	16	0	74

INDIVIDUAL SCORING

TAMPA BAY LIGHTNING

Player	GP	G	A	P	+/-	PIM	PP	SH
Stamkos	2	2	1	3	2	0	0	0
Filippula	2	0	3	3	2	0	0	0
Callahan	2	1	1	2	3	2	0	0
Killorn	2	1	0	1	2	0	0	0
Palat	2	1	0	1	1	0	0	0
Paquette	1	1	0	1	1	0	0	0
Garrison	2	0	1	1	2	0	0	0
Stralman	2	0	1	1	1	0	0	0
Sustr	2	0	1	1	4	0	0	0
Boyle	2	0	0	0	-1	0	0	0
Brown	2	0	0	0	-1	0	0	0
Drouin	2	0	0	0	0	4	0	0
Johnson	2	0	0	0	0	2	0	0
Kucherov	2	0	0	0	1	2	0	0
Brewer	1	0	0	0	0	0	0	0
Carle	1	0	0	0	-1	0	0	0
Connolly	1	0	0	0	1	0	0	0
Gudas	1	0	0	0	-2	2	0	0
Hedman	1	0	0	0	1	0	0	0
Morrow	1	0	0	0	-1	0	0	0

Power Play: 0-5 (0.0%)

Penalty Killing: 5-6 (83.3%)

SAN JOSE SHARKS

Player	GP	G	A	P	+/-	PIM	PP	SH
Burns	2	1	1	2	-2	0	1	0
Thornton	2	1	1	2	-2	0	0	0
Couture	2	1	0	1	-1	0	0	0
Kennedy	1	1	0	1	1	0	0	0
Marleau	2	0	1	1	-1	2	0	0
Nieto	2	0	1	1	-1	2	0	0
Irwin	1	0	1	1	1	0	0	0
Desjardins	2	0	0	0	1	0	0	0
Goodrow	2	0	0	0	0	0	0	0
Hannan	2	0	0	0	-2	0	0	0
Hertl	2	0	0	0	0	0	0	0
Pavelski	2	0	0	0	-2	0	0	0
Sheppard	2	0	0	0	-1	0	0	0
Vlasic	2	0	0	0	-2	4	0	0
Wingels	2	0	0	0	-2	2	0	0
Braun	1	0	0	0	1	0	0	0
Demers	1	0	0	0	1	0	0	0
Dillon	1	0	0	0	-2	0	0	0
Karlsson	1	0	0	0	-2	0	0	0
McGinn	1	0	0	0	1	0	0	0
Mueller	1	0	0	0	-1	0	0	0
Tennyson	1	0	0	0	0	0	0	0
Tierney	1	0	0	0	-1	0	0	0

Power Play: 1-6 (16.7%)

Penalty Killing: 5-5 (100.0%)

GOALTENDING

TAMPA BAY LIGHTNING

GOALIE	GP	MIN	W-L-OT	SO	GA	SA	SV	GAA	SV%
Bishop	2	119	1-1-0	0	4	74	70	2.02	.946

SAN JOSE SHARKS

GOALIE	GP	MIN	W-L-OT	SO	GA	SA	SV	GAA	SV%
Niemi	2	119	1-1-0	0	5	65	60	2.52	.923

ST. LOUIS BLUES



1401 Clark Ave.
St. Louis, MO 63103
Phone: (314) 622-2500
Website: blues.nhl.com
Team Colors: Blue, Gold, Navy, White
Inaugural Season: 1967-68
Arena: Scottrade Center (19,150)
Stanley Cup Titles: None
Television: Fox Sports Midwest
Radio: KMOX-AM 1120
General Manager: Doug Armstrong
Head Coach: Ken Hitchcock
Assistant Coaches: Brad Shaw, Ray Bennett, Kirk Muller
Media & Communications Manager: Mike Caruso, Rich Jankowski

(314) 622-2500
blues.nhl.com
Blue, Gold, Navy, White
1967-68
Scottrade Center (19,150)
None
Fox Sports Midwest
KMOX-AM 1120
Doug Armstrong
Ken Hitchcock
Brad Shaw, Ray Bennett, Kirk Muller
Mike Caruso, Rich Jankowski

SERIES INFORMATION

Last Lightning Win: Nov. 2, 2013 (St. Louis 2 @ Lightning 4)
Last St. Louis Win: Feb. 12, 2015 (St. Louis 6 @ Lightning 3)
Last Tie: Nov. 28, 2003 (St. Louis 2 @ Lightning 2)
Last Lightning Overtime Win: Feb. 6, 2011 (St. Louis 3 @ Lightning 4)
Last St. Louis Overtime Win: Feb. 3, 2015 (Lightning 1 @ St. Louis 2)
Last Lightning Shootout Win: None
Last St. Louis Shootout Win: None
Last Lightning Shutout: None
Last St. Louis Shutout: Nov. 12, 2011 (Lightning 0 @ St. Louis 3)
Last Lightning Win at Home: Nov. 2, 2013 (St. Louis 2 @ Lightning 4)
Last St. Louis Win at Home: Feb. 3, 2015 (Lightning 1 @ St. Louis 2, OT)
Last Lightning Win at St. Louis: Dec. 19, 2009 (Lightning 6 @ St. Louis 3)
Last St. Louis Win at Tampa Bay: Feb. 12, 2015 (St. Louis 6 @ Lightning 3)
Most Goals by Lightning: 6, 2x, Last: Dec. 18, 2009 (Lightning 6 @ St. Louis 3)
Most Goals by St. Louis: 7, Dec. 23, 1993 (Lightning 4 @ St. Louis 7)
Most Goals by Both Teams: 11, 2x, Last: Dec. 23, 1993 (Lightning 4 @ St. Louis 7)
Last Lightning Hat Trick: None
Last St. Louis Hat Trick: None

2015-2016 SCHEDULE

DATE	SITE	TIME
October 27	St. Louis	8:00 PM
February 14	Tampa Bay	6:00 PM

ALL-TIME SERIES

SEASON	OVERALL									HOME									ROAD								
	GP	W	L	T	OTL	PTS	GF	GA		GP	W	L	T	OTL	PTS	GF	GA		GP	W	L	T	OTL	PTS	GF	GA	
2014-15	2	0	1	-	1	1	4	8		1	0	1	-	0	0	3	6		1	0	0	-	1	1	1	2	
2013-14	2	1	1	-	0	2	6	6		1	1	0	-	0	2	4	2		1	0	1	-	0	0	2	4	
2012-13	-	-	-	-	-	-	-	-		-	-	-	-	-	-	-	-		-	-	-	-	-	-	-	-	
2011-12	2	0	2	-	0	0	1	6		1	0	1	-	0	0	1	3		1	0	1	-	0	0	0	3	
2010-11	1	1	0	-	0	2	4	3		1	1	0	-	0	2	4	3		-	-	-	-	-	-	-	-	
2009-10	1	1	0	-	0	2	6	3		-	-	-	-	-	-	-	-		1	1	0	-	0	2	6	3	
2008-09	1	0	0	-	1	1	3	4		1	0	0	-	1	1	3	4		-	-	-	-	-	-	-	-	
2007-08	1	1	0	-	0	2	5	4		-	-	-	-	-	-	-	-		1	1	0	-	0	2	5	4	
2006-07	-	-	-	-	-	-	-	-		-	-	-	-	-	-	-	-		-	-	-	-	-	-	-	-	
2005-06	1	1	0	-	0	2	5	4		1	1	0	-	0	2	5	4		-	-	-	-	-	-	-	-	
2004-05	-	-	-	-	-	-	-	-		-	-	-	-	-	-	-	-		-	-	-	-	-	-	-	-	
2003-04	2	0	0	1	1	2	5	6		1	0	0	1	0	1	2	2		1	0	0	0	1	1	3	4	
2002-03	1	0	1	0	0	0	1	5		-	-	-	-	-	-	-	-		1	0	1	0	0	0	1	5	
2001-02	1	1	0	0	0	2	4	3		1	1	0	0	0	2	4	3		-	-	-	-	-	-	-	-	
2000-01	2	1	1	0	0	2	4	6		1	1	0	0	0	2	3	2		1	0	1	0	0	0	1	4	
1999-00	1	0	1	0	0	0	1	5		1	0	1	0	0	0	1	5		-	-	-	-	-	-	-	-	
1998-99	2	0	2	0	-	0	4	8		1	0	1	0	-	0	4	5		1	0	1	0	-	0	0	3	
1997-98	2	0	1	1	-	1	4	5		1	0	0	1	-	1	2	2		1	0	1	0	-	0	2	3	
1996-97	2	1	1	0	-	2	6	7		1	1	0	0	-	2	3	2		1	0	1	0	-	0	3	5	
1995-96	2	0	2	0	-	0	3	5		1	0	1	0	-	0	2	3		1	0	1	0	-	0	1	2	
1994-95	-	-	-	-	-	-	-	-		-	-	-	-	-	-	-	-		-	-	-	-	-	-	-	-	
1993-94	2	1	1	0	-	2	8	10		1	1	0	0	-	2	4	3		1	0	1	0	-	0	4	7	
1992-93	7	2	4	1	-	5	22	26		4	1	2	1	-	3	13	15		3	1	2	0	-	2	9	11	
TOTALS	35	11	18	3	3	28	96	124		19	8	7	3	1	20	58	64		16	3	11	0	2	8	38	60	

OPPONENTS/154

2014-15 SEASON SUMMARY

WON: 0 LOST: 1 OT: 1

AT TAMPA BAY LIGHTNING

DATE	TEAM	OPPONENT	ATTEND	GOALTENDERS	W GOAL
12 Feb '15	Lightning 3	Blues 6	18,926	Bishop, Vasilevskiy vs. Elliot	David Backes

AT ST. LOUIS BLUES

DATE	TEAM	OPPONENT	ATTEND	GOALTENDERS	W GOAL
03 Feb '15*	Lightning 1	Blues 2	17,223	Bishop vs. Elliot	Jaden Schwartz

GOALS BY PERIOD

	1ST	2ND	3RD	OT	TOTAL
LIGHTNING	1	2	1	0	4
BLUES	2	3	2	1	8

SHOTS BY PERIOD

	1ST	2ND	3RD	OT	TOTAL
LIGHTNING	17	20	23	0	60
BLUES	19	27	15	1	62

INDIVIDUAL SCORING

TAMPA BAY LIGHTNING

Player	GP	G	A	P	+/-	PIM	PP	SH
Killorn	2	0	2	2	2	0	0	0
Stralman	2	0	2	2	-3	0	0	0
Connolly	2	1	0	1	0	2	0	0
Johnson	2	1	0	1	-4	0	1	0
Stamkos	2	1	0	1	-2	2	0	0
Paquette	1	1	0	1	1	0	0	0
Drouin	2	0	1	1	1	0	0	0
Filipula	2	0	1	1	-1	0	0	0
Kucherov	2	0	1	1	-3	0	0	0
Barberio	2	0	0	0	-1	2	0	0
Boyle	2	0	0	0	-1	0	0	0
Callahan	2	0	0	0	-1	0	0	0
Garrison	2	0	0	0	0	0	0	0
Hedman	2	0	0	0	-3	4	0	0
Morrow	2	0	0	0	-2	0	0	0
Palat	2	0	0	0	-3	2	0	0
Sustr	2	0	0	0	-2	0	0	0
Witkowski	2	0	0	0	2	0	0	0
Namestnikov	1	0	0	0	0	0	0	0

Power Play: 1-6 (16.7%)

Penalty Killing: 4-5 (80.0%)

GOALTENDING

TAMPA BAY LIGHTNING

GOALIE	GP	MIN	W-L-OT	SO	GA	SA	SV	GAA	SV%
Bishop	2	101	0-1-1	0	7	52	45	4.15	.865
Vasilevskiy	1	20	0-0-0	0	0	9	9	0.00	1.000

ST. LOUIS BLUES

Player	GP	G	A	P	+/-	PIM	PP	SH
Steen	2	1	2	3	1	2	0	0
Tarassenko	2	2	0	2	3	0	0	0
Backes	2	1	1	2	3	6	0	0
Oshie	2	1	1	2	2	0	0	0
Stastny	2	1	1	2	2	0	0	0
Jaskin	2	1	0	1	1	2	1	0
Schwartz	2	1	0	1	2	2	0	0
Butler	2	0	1	1	2	0	0	0
Cole	2	0	1	1	1	0	0	0
Pietrangelo	2	0	1	1	2	0	0	0
Berglund	1	0	1	1	1	0	0	0
Bouwmeester	2	0	0	0	2	0	0	0
Goc	2	0	0	0	-1	0	0	0
Gunnarsson	2	0	0	0	2	0	0	0
Jackman	2	0	0	0	-1	0	0	0
Ott	2	0	0	0	-1	0	0	0
Reaves	2	0	0	0	-1	0	0	0
Lehtera	1	0	0	0	-1	0	0	0
Lindstrom	1	0	0	0	0	0	0	0
Rattie	1	0	0	0	0	2	0	0

Power Play: 1-5 (20.0%)

Penalty Killing: 5-6 (83.3%)

ST. LOUIS BLUES

GOALIE	GP	MIN	W-L-OT	SO	GA	SA	SV	GAA	SV%
Elliot	2	121	2-0-0	0	4	60	56	1.98	.933

OPPONENTS/155

TORONTO MAPLE LEAFS



50 Bay Street, Suite 500
Toronto, ON, Canada M5J 2L2
Phone (416) 815-5700
Website mapleleafs.nhl.com
Team Colors Blue, White
Inaugural Season 1917-18
Arena Air Canada Centre (18,819)
13 (1918, 1922, 1932, 1942,
1945, 1947, 1948, 1949, 1951, 1962,
1963, 1964, 1967)
Television Leafs TV, Sportsnet Ontario
Radio CIBC-AM 590, CHUM-AM 1050
General Manager Lou Lamoriello
Head Coach Mike Babcock
Assistant Coaches Jim Hiller, D.J. Smith, Andrew Brewer
Media & Communications Managers Steve Keogh, Scott McNaughton, Ian Meagher

2015-2016 SCHEDULE

DATE	SITE	TIME
December 15	Toronto	7:30 PM
January 27	Tampa Bay	7:00 PM
February 29	Toronto	7:30 PM
March 15	Toronto	7:30 PM
March 28	Tampa Bay	7:30 PM

ALL-TIME SERIES

SEASON	OVERALL						HOME						ROAD													
	GP	W	L	T	OTL	PTS	GF	GA	GP	W	L	T	OTL	PTS	GF	GA	GP	W	L	T	OTL	PTS	GF	GA		
2014-15	4	2	2	-	0	4	10	12	2	2	0	-	0	4	7	4	2	0	2	-	0	0	3	8	8	
2013-14	4	2	2	-	0	4	11	10	2	1	1	-	0	2	4	4	2	1	1	-	0	2	7	6	6	
2012-13	3	2	1	-	0	4	11	8	2	2	0	-	0	4	9	4	1	0	1	-	0	0	2	4	4	
2011-12	4	0	3	-	1	1	7	20	2	0	2	-	0	0	2	10	2	0	1	-	1	1	5	10	10	
2010-11	4	4	0	-	0	8	16	5	2	2	0	-	0	4	6	0	2	2	0	-	0	4	10	5	5	
2009-10	4	2	1	-	1	5	11	11	2	1	1	-	0	2	6	6	2	1	0	-	1	3	5	5	5	
2008-09	4	3	0	-	1	7	16	10	2	1	0	-	1	3	9	7	2	2	0	-	0	4	7	3	3	
2007-08	4	2	1	-	1	5	9	12	2	2	0	-	0	4	5	3	2	0	1	-	1	1	4	9	9	
2006-07	4	0	4	-	0	0	10	16	2	0	2	-	0	0	4	8	2	0	2	-	0	0	6	8	8	
2005-06	4	2	2	-	0	4	9	13	2	2	0	-	0	4	5	3	2	0	2	-	0	0	4	10	10	
2004-05	DID NOT PLAY																									
2003-04	4	2	1	1	0	5	15	12	2	1	0	1	0	3	8	7	2	1	1	0	0	2	7	5	5	
2002-03	4	0	2	0	2	2	9	13	2	0	1	0	1	1	3	5	2	0	1	0	1	1	6	8	8	
2001-02	4	0	4	0	0	0	7	17	2	0	2	0	0	0	3	7	2	0	2	0	0	0	4	10	10	
2000-01	4	2	1	1	0	5	10	8	2	1	1	0	0	2	5	5	2	1	0	1	0	3	5	3	3	
1999-00	3	0	3	0	0	0	7	13	2	0	2	0	0	0	5	9	1	0	1	0	0	0	2	4	4	
1998-99	4	0	4	0	-	0	8	18	2	0	2	0	-	0	3	7	2	0	2	0	-	0	5	11	11	
1997-98	2	0	2	0	-	0	4	10	1	0	1	0	-	0	2	5	1	0	1	0	-	0	2	5	5	
1996-97	2	1	1	0	-	2	8	7	1	0	1	0	-	0	1	3	1	1	0	0	-	2	7	4	4	
1995-96	2	1	1	0	-	2	7	7	1	0	1	0	-	0	4	5	1	1	0	0	-	2	3	2	2	
1994-95	-	-	-	-	-	-	-	-	-	-	-	-	-	-	-	-	-	-	-	-	-	-	-	-	-	
1993-94	3	2	1	0	-	4	3	3	1	0	1	0	-	0	0	2	2	2	0	0	-	4	3	1	1	
1992-93	9	2	7	0	-	4	19	39	4	1	3	0	-	2	8	16	5	1	4	0	-	2	11	23	23	
TOTALS	80	29	43	2	6	66	207	264	40	16	21	1	2	35	99	120	40	13	22	1	4	31	108	144	144	

SERIES INFORMATION

Last Lightning Win: Mar. 5, 2015 (Toronto 2 @ Lightning 4)
Last Toronto Win: Mar. 31, 2015 (Lightning 1 @ Toronto 3)
Last Tie: Feb. 10, 2004 (Toronto 4 @ Lightning 4)
Last Lightning Overtime Win: Nov. 30, 2010 (Lightning 4 @ Toronto 3)
Last Toronto Overtime Win: Apr. 5, 2012 (Lightning 2 @ Toronto 3)
Last Lightning Shootout Win: Jan. 31, 2006 (Toronto 2 @ Lightning 3)
Last Toronto Shootout Win: Mar. 17, 2009 (Toronto 4 @ Lightning 3)
Last Lightning Shutout: Apr. 8, 2014 (Toronto 0 @ Lightning 3)
Last Toronto Shutout: Dec. 16, 2003 (Lightning 0 @ Toronto 3)
Last Lightning Win at Home: Mar. 5, 2015 (Toronto 2 @ Lightning 4)
Last Toronto Win at Home: Mar. 31, 2015 (Lightning 1 @ Toronto 3)
Last Lightning Win at Toronto: Mar. 19, 2014 (Lightning 5 @ Toronto 3)
Last Toronto Win at Tampa Bay: Feb. 6, 2014 (Toronto 4 @ Lightning 1)
Most Goals by Lightning: 7, 2x, Last: Mar. 23, 2004 (Lightning 7 @ Toronto 2)
Most Goals by Toronto: 8, Mar. 12, 1993 (Lightning 2 @ Toronto 8)
Most Goals by Both Teams: 11, Oct. 12, 1996 (Lightning 7 @ Toronto 4)
Last Lightning Hat Trick: Steven Stamkos, Mar. 19, 2014 (Lightning 5 @ Toronto 3)
Last Toronto Hat Trick: Alexander Mogilny, Nov. 5, 2002 (Lightning 3 @ Toronto 4)

2014-15 SEASON SUMMARY

WON: 2 LOST: 2 OT: 0

AT TAMPA BAY LIGHTNING

DATE	TEAM	OPPONENT	ATTEND	GOALTENDERS	W GOAL
29 Dec '14	Lightning 3	Maple Leafs 2	19,204	Bishop vs. Reimer	Steven Stamkos
05 Mar '15	Lightning 4	Maple Leafs 2	19,204	Bishop vs. Bernier	Vladislav Namestnikov

AT TORONTO MAPLE LEAFS

* - Overtime ** - Shootout

DATE	TEAM	OPPONENT	ATTEND	GOALTENDERS	W GOAL
20 Nov '14	Lightning 2	Maple Leafs 5	19,089	Bishop vs. Bernier	James van Riemsdyk
31 Mar '15	Lightning 1	Maple Leafs 3	18,857	Vasilevskiy vs. Reimer	David Booth

GOALS BY PERIOD

	1ST	2ND	3RD	OT	TOTAL
LIGHTNING	4	2	4	0	10
MAPLE LEAFS	5	4	3	0	12

SHOTS BY PERIOD

	1ST	2ND	3RD	OT	TOTAL
LIGHTNING	50	54	37	0	141
MAPLE LEAFS	31	35	33	0	99

INDIVIDUAL SCORING

TAMPA BAY LIGHTNING

Player	GP	G	A	P	+/-	PIM	PP	SH
Stamkos	4	2	3	5	-2	0	0	0
Callahan	4	3	1	4	1	2	2	0
Kucherov	4	1	2	3	1	4	0	0
Hedman	2	0	3	3	-1	0	0	0
Killorn	4	2	0	2	-1	2	1	1
Palat	4	0	2	2	-1	0	0	0
Filppula	4	1	0	1	-1	0	0	0
Namestnikov	3	1	0	1	2	0	0	0
Carle	3	0	1	1	-1	0	0	0
Johnson	3	0	1	1	-1	0	0	0
Sustr	3	0	1	1	1	4	0	0
Garrison	2	0	1	1	2	0	0	0
Boyle	4	0	0	0	-1	2	0	0
Drouin	4	0	0	0	-2	0	0	0
Morrow	4	0	0	0	-1	4	0	0
Stralman	4	0	0	0	-4	0	0	0
Paquette	3	0	0	0	-1	7	0	0
Barberio	2	0	0	0	-2	0	0	0
Connolly	2	0	0	0	-2	0	0	0
Gudas	2	0	0	0	-1	2	0	0
Nesterov	2	0	0	0	-1	0	0	0
Brewer	1	0	0	0	0	0	0	0
Brown	1	0	0	0	0	5	0	0
Coburn	1	0	0	0	2	2	0	0
Koekkoek	1	0	0	0	-1	0	0	0

Power Play: 3-13 (23.1%)

Penalty Killing: 9-11 (81.8%)

GOALTENDING

TAMPA BAY LIGHTNING

GOALIE	GP	MIN	W-L-OT	SO	GA	SA	SV	GAA	SV%
Bishop	3	175	2-1-0	0	8	70	62	2.74	.866
Vasilevskiy	1	56	0-1-0	0	3	28	25	3.19	.893

TORONTO MAPLE LEAFS

Player	GP	G	A	P	+/-	PIM	PP	SH
Kadri	4	1	3	4	2	0	1	0
Bozak	4	0	3	3	1	0	0	0
Phaneuf	4	0	3	3	1	2	0	0
van Riemsdyk	4	2	0	2	1	4	1	0
Booth	3	2	0	2	0	4	0	0
Panik	3	2	0	2	4	0	0	0
Polak	3	1	1	2	1	0	0	0
Kessel	4	0	2	2	0	0	0	0
Rielly	4	1	0	1	2	2	0	0
Lupul	3	1	0	1	0	4	0	0
Clarkson	2	1	0	1	-2	0	0	0
Santorelli	2	1	0	1	1	0	0	0
Gardiner	4	0	1	1	-1	4	0	0
Holland	3	0	1	1	-2	5	0	0
Franson	2	0	1	1	2	0	0	0
Lindstrom	2	0	1	1	-1	0	0	0
Winnik	2	0	1	1	1	0	0	0
Brennan	1	0	1	1	0	0	0	0
Smith	4	0	0	0	1	0	0	0
Komarov	3	0	0	0	2	2	0	0
Brewer	2	0	0	0	1	2	0	0
Robidas	2	0	0	0	0	2	0	0

Power Play: 2-11 (18.2%)

Penalty Killing: 10-13 (76.9%)

TORONTO MAPLE LEAFS

GOALIE	GP	MIN	W-L-OT	SO	GA	SA	SV	GAA	SV%
Reimer	2	119	1-1-0	0	4	82	78	2.02	.951
Bernier	2	118	1-1-0	0	6	59	53	3.05	.898

VANCOUVER CANUCKS



800 Griffiths Way
 Vancouver, BC, Canada V6B 6G1
 Phone
 Website
 Team Colors
 Inaugural Season
 Arena
 Stanley Cup Titles
 Television
 Radio
 General Manager
 Head Coach
 Assistant Coaches
 Media & Communications Managers

(604) 899-7400
 canucks.nhl.com
 Blue, Green, Silver, White
 1970-71
 Rogers Arena (18,910)
 None
 Sportsnet Pacific
 CKST-AM 1040
 Jim Benning
 Willie Desjardins
 Glen Gulutzan, Doug Lidster, Perry Pearn
 Ben Brown, T.C. Carling

SERIES INFORMATION

Last Lightning Win: Jan. 20, 2015 (Vancouver 1 @ Lightning 4)
 Last Vancouver Win: Jan. 10, 2012 (Vancouver 5 @ Lightning 4, SO)
 Last Tie: Dec. 10, 2001 (Lightning 1 @ Vancouver 1)
 Last Lightning Overtime Win: Dec. 11, 2010 (Lightning 5 @ Vancouver 4)
 Last Vancouver Overtime Win: Jan. 21, 2004 (Lightning 4 @ Vancouver 5)
 Last Lightning Shootout Win: None
 Last Vancouver Shootout Win: Jan. 10, 2012 (Vancouver 5 @ Lightning 4)
 Last Lightning Shutout: None
 Last Vancouver Shutout: Jan. 4, 1993 (Lightning 0 @ Vancouver 7)
 Last Lightning Win at Home: Jan. 20, 2015 (Vancouver 1 @ Lightning 4)
 Last Vancouver Win at Home: Feb. 27, 2009 (Lightning 1 @ Vancouver 2)
 Last Lightning Win at Vancouver: Oct. 18, 2014 (Lightning 4 @ Vancouver 2)
 Last Vancouver Win at Tampa Bay: Jan. 10, 2012 (Vancouver 5 @ Lightning 4, SO)
 Most Goals by Lightning: 5, 3x, Last: Dec. 11, 2010 (Lightning 5 @ Vancouver 4, OT)
 Most Goals by Vancouver: 9, Jan. 6, 1996 (Lightning 2 @ Vancouver 9)
 Most Goals by Both Teams: 11, 2x, Last: Oct. 19, 1999 (Vancouver 6 @ Lightning 5)
 Last Lightning Hat Trick: None
 Last Vancouver Hat Trick: Mason Raymond, Jan. 6, 1996 (Lightning 2 @ Vancouver 9)

2015-2016 SCHEDULE

DATE	SITE	TIME
December 22	Tampa Bay	7:30 PM
January 9	Vancouver	10:00 PM

ALL-TIME SERIES

SEASON	OVERALL									HOME					ROAD										
	GP	W	L	T	OTL	PTS	GF	GA		GP	W	L	T	OTL	PTS	GF	GA	GP	W	L	T	OTL	PTS	GF	GA
2014-15	2	2	0	-	0	4	8	3		1	1	0	-	0	2	4	1	1	1	0	-	0	2	4	2
2013-14	2	2	0	-	-	4	8	5		1	1	0	-	0	2	4	3	1	1	0	-	0	2	4	2
2012-13	-	-	-	-	-	-	-	-		-	-	-	-	-	-	-	-	-	-	-	-	-	-	-	-
2011-12	1	0	0	-	1	1	4	4		1	0	0	-	1	1	4	4	-	-	-	-	-	-	-	-
2010-11	1	1	0	-	0	2	5	4		-	-	-	-	-	-	-	-	1	1	0	-	0	2	5	4
2009-10	1	1	0	-	0	2	3	1		1	1	0	-	0	2	3	1	-	-	-	-	-	-	-	-
2008-09	1	0	1	-	0	0	1	2		-	-	-	-	-	-	-	-	1	0	1	-	0	0	1	2
2007-08	1	1	0	-	0	2	4	3		1	1	0	-	0	2	4	3	-	-	-	-	-	-	-	-
2006-07	1	0	1	-	0	0	1	5		1	0	1	-	0	0	1	5	1	0	1	-	0	0	1	5
2005-06	-	-	-	-	-	-	-	-		-	-	-	-	-	-	-	-	-	-	-	-	-	-	-	-
2004-05	-	-	-	-	-	-	-	-		-	-	-	-	-	-	-	-	-	-	-	-	-	-	-	-
2003-04	1	0	0	0	1	1	4	5		-	-	-	-	-	-	-	-	1	0	0	0	1	1	4	5
2002-03	1	0	1	0	0	0	3	5		1	0	1	0	0	0	3	5	-	-	-	-	-	-	-	-
2001-02	1	0	0	1	0	1	1	1		-	-	-	-	-	-	-	-	1	0	0	1	0	1	1	1
2000-01	1	0	1	0	0	0	4	5		1	0	1	0	0	0	4	5	-	-	-	-	-	-	-	-
1999-00	2	0	0	1	1	2	8	9		1	0	0	0	1	1	5	6	1	0	0	1	0	1	3	3
1998-99	1	1	0	-	2	3	2		1	1	0	0	-	2	3	2		-	-	-	-	-	-	-	-
1997-98	2	1	1	0	-	2	6	7		1	1	0	0	-	2	4	2	1	0	1	0	-	0	2	5
1996-97	2	0	2	0	-	0	4	8		1	0	1	0	-	0	2	5	1	0	1	0	-	0	2	3
1995-96	2	1	1	0	-	2	7	13		1	1	0	0	-	2	5	4	1	0	1	0	-	0	2	9
1994-95	-	-	-	-	-	-	-	-		-	-	-	-	-	-	-	-	-	-	-	-	-	-	-	-
1993-94	2	0	2	0	-	0	3	6		1	0	1	0	-	0	2	3	1	0	1	0	-	0	1	3
1992-93	3	0	3	0	-	0	5	16		1	0	1	0	-	0	3	5	2	0	2	0	-	0	2	11
TOTALS	28	10	13	2	3	25	82	104		14	7	5	0	2	16	50	49	14	3	8	2	1	9	32	55

2014-15 SEASON SUMMARY

WON: 2 LOST: 0 OT: 0

AT TAMPA BAY LIGHTNING

DATE	TEAM	OPPONENT	ATTEND	GOALTENDERS	W GOAL
20 Jan '15	Lightning 4	Canucks 1	18,517	Bishop vs. Miller	Alex Killorn

AT VANCOUVER CANUCKS

* - Overtime ** - Shootout

DATE	TEAM	OPPONENT	ATTEND	GOALTENDERS	W GOAL
18 Oct '14	Lightning 4	Canucks 2	18,847	Bishop vs. Lack	Ryan Callahan

GOALS BY PERIOD

	1ST	2ND	3RD	OT	TOTAL
LIGHTNING	2	2	4	0	8
CANUCKS	1	1	1	0	3

SHOTS BY PERIOD

	1ST	2ND	3RD	OT	TOTAL
LIGHTNING	12	22	16	0	50
CANUCKS	10	26	24	0	60

INDIVIDUAL SCORING

TAMPA BAY LIGHTNING

Player	GP	G	A	P	+/-	PIM	PP	SH
Stamkos	2	2	2	4	3	4	0	0
Killorn	2	3	0	3	1	0	0	0
Callahan	2	1	2	3	3	2	1	0
Filppula	2	1	1	2	2	0	0	0
Hedman	2	0	2	2	4	0	0	0
Palat	2	0	2	2	2	2	0	0
Boyle	2	1	0	1	2	2	0	0
Connolly	2	0	1	1	1	4	0	0
Garrison	2	0	1	1	2	0	0	0
Johnson	2	0	1	1	0	0	0	0
Morrow	2	0	1	1	1	0	0	0
Stralman	2	0	1	1	4	2	0	0
Paquette	1	0	1	1	0	2	0	0
Kucherov	2	0	0	0	0	0	0	0
Sustr	2	0	0	0	0	0	0	0
Brewer	1	0	0	0	1	4	0	0
Brown	1	0	0	0	0	0	0	0
Carle	1	0	0	0	-1	4	0	0
Drouin	1	0	0	0	-1	2	0	0
Namestnikov	1	0	0	0	0	0	0	0
Nesterov	1	0	0	0	0	0	0	0
Witkowski	1	0	0	0	0	0	0	0

Power Play: 1-10 (10.0%)
 Penalty Killing: 12-13 (92.3%)

VANCOUVER CANUCKS

Player	GP	G	A	P	+/-	PIM	PP	SH
Edler	2	1	1	2	0	6	1	0
Higgins	2	1	1	2	2	0	0	0
Corrado	1	1	0	1	-1	0	0	0
Bleksa	2	0	1	1	-5	2	0	0
Bonino	2	0	1	1	0	0	0	0
Burrows	2	0	1	1	2	2	0	0
Sedin	2	0	1	1	-6	0	0	0
Dorsett	2	0	0	0	-1	2	0	0
Hanhuis	2	0	0	0	-4	2	0	0
Hansen	2	0	0	0	-2	0	0	0
Kassian	2	0	0	0	-1	4	0	0
Matthias	2	0	0	0	-1	0	0	0
Sbisa	2	0	0	0	-1	0	0	0
Sedin	2	0	0	0	-5	0	0	0
Tanev	2	0	0	0	0	0	0	0
Vey	2	0	0	0	1	0	0	0
Vrbata	2	0	0	0	-4	2	0	0
Horvat	1	0	0	0	0	0	0	0
Richardson	1	0	0	0	0	0	0	0
Weber	1	0	0	0	1	2	0	0

Power Play: 1-13 (7.7%)
 Penalty Killing: 9-10 (90.0%)

GOALTENDING

TAMPA BAY LIGHTNING

GOALIE	GP	MIN	W-L-OT	SO	GA	SA	SV	GAA	SV%
Bishop	2	120	2-0-0	0	3	60	57	1.50	.950

VANCOUVER CANUCKS

GOALIE	GP	MIN	W-L-OT	SO	GA	SA	SV	GAA	SV%
Miller	1	58	0-1-0	0	3	25	22	3.11	.880
Lack	1	57	0-1-0	0	4	24	20	4.20	.833

WASHINGTON CAPITALS



627 N. Glebe Rd., Suite 850
Arlington, VA 22203
Phone
Website
Team Colors
Inaugural Season
Arena
Stanley Cup Titles
Television
Radio
General Manager
Head Coach
Assistant Coaches
Media & Communications Managers

(202) 266-2200
capitals.nhl.com
Red, Navy, White
1974-75
Verizon Center (18,506)
None
Comcast SportsNet Mid-Atlantic
WFED-AM 1500, WJFK-FM 106.7
Brian MacLellan
Barry Trotz
Blaine Forsythe, Lane Lambert, Todd Reirden
Kurt Kehl, Sergey Kocharov, Pace Sagester

SERIES INFORMATION

Last Lightning Win: Nov. 1, 2014 (Washington 3 @ Lightning 4)
Last Washington Win: Dec. 13, 2014 (Lightning 2 @ Washington 4)
Last Tie: Oct. 23, 2001 (Lightning 1 vs. Washington 1)
Last Lightning Overtime Win: Jan. 31, 2012 (Washington 3 @ Lightning 4)
Last Washington Overtime Win: Apr. 13, 2013 (Lightning 5 @ Washington 6)
Last Lightning Shootout Win: Apr. 13, 2013 (Lightning 1 @ Washington 0)
Last Washington Shootout Win: Dec. 10, 2013 (Lightning 5 @ Washington 6)
Last Lightning Shutout: Apr. 13, 2014 (Lightning 1 @ Washington 0, SO)
Last Washington Shutout: Nov. 26, 2010 (Lightning 0 @ Washington 6)
Last Lightning Win at Home: Nov. 1, 2014 (Washington 3 @ Lightning 4)
Last Washington Win at Home: Dec. 13, 2014 (Lightning 2 @ Washington 4)
Last Lightning Win at Washington: Apr. 13, 2014 (Lightning 1 @ Washington 0, SO)
Last Washington Win at Tampa Bay: Dec. 9, 2014 (Washington 5 @ Lightning 3)
Most Goals by Lightning: 7, Jan. 12, 2010 (Washington 4 @ Lightning 7)
Most Goals by Washington: 10, Feb. 3, 1999 (Lightning 1 @ Washington 10)
Most Goals by Both Teams: 11, 5x, Last: Dec. 10, 2013 (Lightning 5 @ Washington 6, SO)
Last Lightning Hat Trick: None
Last Washington Hat Trick: Nicklas Backstrom, Dec. 13, 2014 (Lightning 2 @ Washington 4)

2015-2016 SCHEDULE

DATE	SITE	TIME
November 27	Washington	5:00 PM
December 12	Tampa Bay	7:00 PM
December 18	Washington	7:00 PM

ALL-TIME SERIES

SEASON	OVERALL									HOME					ROAD												
	GP	W	L	T	OTL	PTS	GF	GA		GP	W	L	T	OTL	PTS	GF	GA	GP	W	L	T	OTL	PTS	GF	GA		
2014-15	3	1	2	-	0	2	9	12		2	1	1	-	0	2	7	8	1	0	1	-	0	0	2	4		
2013-14	3	1	1	-	1	3	9	10		1	0	1	-	0	0	3	4	2	1	0	-	1	3	6	6		
2012-13	4	1	2	-	1	3	16	17		2	1	1	-	0	2	9	7	2	0	1	-	1	1	7	10		
2011-12	6	3	1	-	2	8	20	19		3	3	0	-	0	6	10	6	3	0	1	-	2	2	10	13		
2010-11	6	2	3	-	1	5	10	19		3	1	1	-	1	3	6	7	3	1	2	-	0	2	4	12		
2009-10	6	2	4	-	0	4	17	20		3	1	2	-	0	2	8	10	3	1	2	-	0	2	9	10		
2008-09	6	0	6	0	0	0	14	30		3	0	3	0	0	0	5	14	3	0	3	0	0	0	9	16		
2007-08	8	2	5	-	1	5	23	26		4	1	2	-	1	3	12	12	4	1	3	-	0	2	11	14		
2006-07	8	6	2	-	0	12	32	32		4	3	1	-	0	6	15	13	4	3	1	-	0	6	17	19		
2005-06	8	4	2	-	2	10	24	21		4	3	1	-	-	6	14	9	4	1	1	-	2	4	10	12		
2004-05	DID NOT PLAY																										
2003-04	6	4	2	0	0	8	21	15		3	2	1	0	0	4	9	8	3	2	1	0	0	4	12	7		
2002-03	5	2	3	0	0	4	9	14		3	2	1	0	0	4	7	8	2	0	2	0	0	0	2	6		
2001-02	5	0	4	1	0	1	7	15		2	0	1	1	0	1	3	5	3	0	3	0	0	0	4	10		
2000-01	5	1	4	0	0	2	11	16		3	1	2	0	0	2	9	10	2	0	2	0	0	0	2	6		
1999-00	5	0	5	0	0	0	10	25		2	0	2	0	0	0	5	10	3	0	3	0	0	0	5	15		
1998-99	5	2	3	0	-	4	13	27		3	1	2	0	-	2	7	15	2	1	1	0	-	2	6	12		
1997-98	5	3	2	0	-	6	16	15		2	1	1	0	-	2	7	5	3	2	1	0	-	4	9	10		
1996-97	5	1	4	0	-	2	12	17		3	1	2	0	-	2	6	6	2	0	2	0	-	0	6	11		
1995-96	6	2	2	2	-	6	9	11		3	1	1	1	-	3	6	7	3	1	1	1	-	3	3	4		
1994-95	4	0	3	1	-	1	4	11		2	0	2	0	-	0	2	7	2	0	1	1	-	1	2	4		
1993-94	5	1	3	1	-	3	13	21		2	0	2	0	-	0	1	7	3	1	1	1	-	3	12	14		
1992-93	2	0	1	1	-	1	5	7		1	0	1	0	-	0	3	5	1	0	1	1	-	1	2	2		
TOTALS	116	38	64	6	8	90	304	400		58	23	31	2	2	50	154	183	58	15	33	4	6	40	150	217		

OPPONENTS/160

2014-15 SEASON SUMMARY

WON: 1 LOST: 2 OT: 0

AT TAMPA BAY LIGHTNING

DATE	TEAM	OPPONENT	ATTEND	GOALTENDERS	W GOAL
1 Nov '14	Lightning 4	Capitals 3	19,119	Bishop vs. Holtby	Jason Garrison
09 Dec '14	Lightning 3	Capitals 5	17,109	Bishop vs. Holtby	Troy Brouwer

AT WASHINGTON CAPITALS

*-Overtime **-Shootout

DATE	TEAM	OPPONENT	ATTEND	GOALTENDERS	W GOAL
13 Dec '14	Lightning 2	Capitals 4	18,506	Bishop vs. Holtby	Nicklas Backstrom

GOALS BY PERIOD

	1ST	2ND	3RD	OT	TOTAL
LIGHTNING	2	3	4	0	9
CAPITALS	3	5	4	0	12

SHOTS BY PERIOD

	1ST	2ND	3RD	OT	TOTAL
LIGHTNING	27	30	35	0	92
CAPITALS	39	30	32	0	101

INDIVIDUAL SCORING

TAMPA BAY LIGHTNING

Player	GP	G	A	P	+/-	PIM	PP	SH
Johnson	3	1	3	4	3	0	0	0
Kucherov	3	1	2	3	3	0	0	0
Stamkos	3	1	2	3	-2	0	0	0
Hedman	2	0	3	3	-1	0	0	0
Boyle	3	1	1	2	-1	0	0	0
Callahan	3	1	1	2	0	2	0	0
Carle	3	1	1	2	1	0	0	0
Garrison	3	1	1	2	-1	0	0	0
Filippula	3	1	0	1	0	0	0	0
Palat	2	1	0	1	2	2	0	0
Brown	3	0	1	1	-3	2	0	0
Brewer	1	0	1	1	0	0	0	0
Killorn	3	0	0	0	-1	6	0	0
Morrow	3	0	0	0	0	5	0	0
Stralman	3	0	0	0	1	0	0	0
Barberio	2	0	0	0	0	0	0	0
Connolly	2	0	0	0	0	0	0	0
Drouin	2	0	0	0	-3	2	0	0
Gudas	2	0	0	0	0	5	0	0
Paquette	2	0	0	0	-1	8	0	0
Sustr	2	0	0	0	-2	0	0	0
Namestnikov	1	0	0	0	-1	0	0	0

Power Play: 0-9 (0.0%)

Penalty Killing: 6-8 (75.0%)

WASHINGTON CAPITALS

Player	GP	G	A	P	+/-	PIM	PP	SH
Backstrom	3	3	3	6	0	2	0	0
Ovechkin	3	2	3	5	3	2	0	0
Johansson	3	1	3	4	-1	0	0	0
Carlson	3	0	3	3	3	2	0	0
Wilson	3	0	3	3	-1	14	0	0
Brouwer	3	2	0	2	-1	0	1	0
Fehr	3	2	0	2	2	4	0	0
Kuznetsov	3	0	2	2	0	0	0	0
Niskanen	3	1	0	1	-6	0	1	0
Laich	2	1	0	1	-1	0	0	0
Schmidt	3	0	1	1	3	2	0	0
Ward	3	0	1	1	1	0	0	0
Chimera	2	0	1	1	1	0	0	0
Alzner	3	0	0	0	-2	0	0	0
Beagle	3	0	0	0	0	0	0	0
Letta	3	0	0	0	0	0	0	0
Orpik	3	0	0	0	1	4	0	0
Burakovsky	2	0	0	0	0	0	0	0
Green	2	0	0	0	3	4	0	0
Hillen	1	0	0	0	0	0	0	0

Power Play: 2-8 (25.0%)

Penalty Killing: 9-9 (100.0%)

GOALTENDING

TAMPA BAY LIGHTNING

GOALIE	GP	MIN	W-L-OT	SO	GA	SA	SV	GAA	SV%
Bishop	3	178	1-2-0	0	10	99	89	3.37	.899

WASHINGTON CAPITALS

GOALIE	GP	MIN	W-L-OT	SO	GA	SA	SV	GAA	SV%
Holtby	3	178	2-1-0	0	9	92	83	3.04	.902

OPPONENTS/161

WINNIPEG JETS



345 Graham Ave.
Winnipeg, MB, Canada R3C 5S6
Phone
Website
Team Colors
Inaugural Season
Arena
Stanley Cup Titles
Television
Radio
General Manager
Head Coach
Assistant Coaches
Media & Communications Manager

(204) 987-7825
jets.nhl.com
Navy, Blue, Silver, White
1999-00 (Relocated from Atlanta in 2011)
MTS Centre (15,294)
None
TSN
CFRW-AM 1290
Kevin Cheveldayoff
Paul Maurice
Charlie Huddy, Pascal Vincent
Scott Brown

SERIES INFORMATION

Last Lightning Win: Oct. 24, 2014 (Lightning 4 @ Winnipeg 2)
Last Winnipeg Win: Mar. 14, 2015 (Winnipeg 2 @ Lightning 1)
Last Tie: Feb. 14, 2003 (Lightning 2 @ Atlanta 2)
Last Lightning Overtime Win: Apr. 7, 2012 (Lightning 4 @ Winnipeg 3)
Last Winnipeg Overtime Win: Dec. 7, 2013 (Winnipeg 2 @ Lightning 1)
Last Lightning Shootout Win: Jan. 20, 2011 (Lightning 3 @ Atlanta 2)
Last Winnipeg Shootout Win: Apr. 16, 2013 (Lightning 3 @ Winnipeg 4)
Last Lightning Shutout: Oct. 29, 2012 (Winnipeg 0 @ Lightning 1)
Last Winnipeg Shutout: Mar. 31, 2008 (Atlanta 2 @ Lightning 0)
Last Lightning Win at Home: Feb. 1, 2013 (Winnipeg 3 @ Lightning 8)
Last Winnipeg Win at Home: Apr. 16, 2013 (Lightning 3 @ Winnipeg 4, SO)
Last Lightning Win at Winnipeg: Oct. 24, 2014 (Lightning 4 @ Winnipeg 2)
Last Winnipeg Win at Tampa Bay: Mar. 14, 2015 (Winnipeg 2 @ Lightning 1)
Most Goals by Lightning: 8, 3x, Last: Feb. 1, 2013 (Winnipeg 3 @ Lightning 8)
Most Goals by Winnipeg: 6, 8x, Last: Oct. 3, 2009 (Lightning 3 @ Atlanta 6)
Most Goals by Both Teams: 13, Nov. 18, 2002 (Atlanta 5 @ Lightning 8)
Last Lightning Hat Trick: Teddy Purcell, Apr. 7, 2012 (Lightning 4 @ Winnipeg 3, OT)
Last Winnipeg Hat Trick: Kovalchuk, Nov. 3, 2007 (Atlanta 6 @ Lightning 4)

2015-2016 SCHEDULE

DATE	SITE	TIME
October 23	Winnipeg	8:00 PM
February 18	Tampa Bay	7:30 PM

ALL-TIME SERIES

SEASON	OVERALL							HOME							ROAD											
	GP	W	L	T	OTL	PTS	GF	GA	GP	W	L	T	OTL	PTS	GF	GA	GP	W	L	T	OTL	PTS	GF	GA		
2014-15	2	1	1	-	0	2	5	4	1	0	1	-	0	0	1	2	1	1	0	-	0	2	4	2		
2013-14	2	1	0	-	1	3	5	4	1	0	0	-	1	1	1	2	1	1	0	-	0	2	4	2		
2012-13	4	1	2	-	1	3	14	11	2	1	1	-	0	2	9	5	2	0	1	-	1	1	5	6		
2011-12	6	3	2	-	1	7	14	16	3	2	0	-	1	5	5	4	3	1	2	-	0	2	9	12		
2010-11	6	6	0	-	0	12	25	11	3	3	0	-	0	6	14	5	3	3	0	-	0	6	11	6		
2009-10	6	5	1	-	0	10	21	16	3	3	0	-	0	6	12	6	3	2	1	-	0	4	9	10		
2008-09	6	2	3	-	1	5	16	20	3	1	1	-	1	3	7	9	3	1	2	-	0	2	9	11		
2007-08	8	2	4	-	2	6	22	28	4	2	2	-	0	4	15	12	4	0	2	-	2	2	7	16		
2006-07	8	5	2	-	1	11	27	17	4	3	1	-	0	6	16	6	4	2	1	-	1	5	11	11		
2005-06	8	5	3	-	0	10	26	24	4	2	2	-	0	4	13	17	4	3	1	-	0	6	13	7		
2004-05	DID NOT PLAY																									
2003-04	6	3	3	0	0	6	15	13	3	2	1	0	0	4	9	6	3	1	2	0	0	2	6	7		
2002-03	5	2	1	1	1	6	16	16	3	2	0	0	1	5	12	8	2	0	1	1	0	1	4	8		
2001-02	5	2	1	2	0	6	18	14	2	2	0	0	0	4	9	4	3	0	1	2	0	2	9	10		
2000-01	5	3	2	0	0	6	20	14	3	2	1	0	0	4	13	6	2	1	1	0	0	2	7	8		
1999-00	5	1	3	1	0	3	14	20	2	1	0	1	0	3	6	5	3	0	3	0	0	0	8	15		
TOTALS	82	42	28	4	8	96	258	228	41	26	10	1	4	57	142	97	41	16	18	3	4	39	116	131		

OPPONENTS/162

2014-15 SEASON SUMMARY

WON:1 LOST:1 OT:0

AT TAMPA BAY LIGHTNING

DATE	TEAM	OPPONENT	ATTEND	GOALTENDERS	W GOAL
14 Mar '15	Lightning 1	Jets 2	19,204	Vasilevskiy vs. Pavelec	Blake Wheeler

AT WINNIPEG JETS

*-Overtime **-Shootout

DATE	TEAM	OPPONENT	ATTEND	GOALTENDERS	W GOAL
24 Oct '14	Lightning 4	Jets 2	15,016	Bishop vs. Pavelec, Hutchinson	Vladislav Namestnikov

GOALS BY PERIOD

	1ST	2ND	3RD	OT	TOTAL
LIGHTNING	1	3	1	0	5
JETS	0	1	3	0	4

SHOTS BY PERIOD

	1ST	2ND	3RD	OT	TOTAL
LIGHTNING	19	11	13	0	43
JETS	22	30	19	0	71

INDIVIDUAL SCORING

TAMPA BAY LIGHTNING

Player	GP	G	A	P	+/-	PIM	PP	SH
Kucherov	2	1	3	4	3	15	0	0
Drouin	2	1	2	3	2	0	0	0
Palat	1	1	1	2	1	0	0	0
Johnson	2	0	2	2	1	2	0	0
Namestnikov	2	1	0	1	-1	0	1	0
Stamkos	2	1	0	1	0	0	0	0
Carle	2	0	1	1	3	2	0	0
Filppula	2	0	1	1	0	2	0	0
Boyle	2	0	0	0	1	0	0	0
Brown	2	0	0	0	0	2	0	0
Garrison	2	0	0	0	1	2	0	0
Morrow	2	0	0	0	0	0	0	0
Stralman	2	0	0	0	1	2	0	0
Sustr	2	0	0	0	0	0	0	0
Angelidis	1	0	0	0	0	2	0	0
Barberio	1	0	0	0	0	0	0	0
Brewer	1	0	0	0	1	0	0	0
Callahan	1	0	0	0	0	0	0	0
Connolly	1	0	0	0	0	0	0	0
Gudas	1	0	0	0	-1	9	0	0
Hedman	1	0	0	0	-1	0	0	0

Power Play: 1-6 (16.7%)

Penalty Killing: 7-9 (77.8%)

GOALTENDING

TAMPA BAY LIGHTNING

GOALIE	GP	MIN	W-L-OT	SO	GA	SA	SV	GAA	SV%
Bishop	1	60	1-0-0	0	2	42	40	2.00	.952
Vasilevskiy	1	59	0-1-0	0	2	29	27	2.04	.931

WINNIPEG JETS

Player	GP	G	A	P	+/-	PIM	PP	SH
Wheeler	2	2	0	2	2	0	0	0
Enstrom	2	0	2	2	0	0	0	0
Little	1	1	0	1	-1	2	1	0
Stafford	1	1	0	1	0	2	1	0
Ladd	2	0	1	1	-2	0	0	0
Perreault	1	0	1	1	1	2	0	0
Stempniak	1	0	1	1	0	0	0	0
Tlusty	1	0	1	1	0	0	0	0
Frolik	2	0	0	0	-3	0	0	0
Halischuk	2	0	0	0	0	0	0	0
Lowry	2	0	0	0	-3	0	0	0
Postma	2	0	0	0	-1	4	0	0
Scheifele	2	0	0	0	2	0	0	0
Slater	2	0	0	0	0	2	0	0
Stuart	2	0	0	0	-2	0	0	0
Thorburn	2	0	0	0	0	0	0	0
Trouba	2	0	0	0	-1	12	0	0
Bogosian	1	0	0	0	-1	2	0	0
Byfuglien	1	0	0	0	-1	5	0	0
Clitsome	1	0	0	0	-1	0	0	0
Gallardi	1	0	0	0	-2	0	0	0
Harrison	1	0	0	0	1	0	0	0
O'Dell	1	0	0	0	0	0	0	0

Power Play: 2-9 (22.2%)

Penalty Killing: 5-6 (83.3%)

WINNIPEG JETS

GOALIE	GP	MIN	W-L-OT	SO	GA	SA	SV	GAA	SV%
Pavelec	2	100	1-1-0	0	5	34	29	3.00	.853
Hutchinson	1	18	0-0-0	0	0	9	9	0.00	1.000

OPPONENTS/163



SEASON IN REVIEW

2014-2015 STATS

2014-2015 INDIVIDUAL SCORING (50-24-8, 108 pts., 2nd Atlantic)

PLAYERS

POS	#	PLAYER	GP	G	A	P	+/-	PIM	PP	SH	GW	OT	S	%	TOI/G
C	91	Steven Stamkos	82	43	29	72	2	49	13	0	6	0	268	16.00	19:22
C	9	Tyler Johnson	77	29	43	72	33	24	8	0	6	2	203	14.30	17:14
R	86	Nikita Kucherov	82	29	36	65	38	37	2	0	2	0	191	15.20	14:57
L	18	Ondrej Palat	75	16	47	63	31	24	3	1	5	1	139	11.50	17:25
R	24	Ryan Callahan	77	24	30	54	9	41	10	0	4	0	191	12.60	17:44
C	51	Valtteri Filppula	82	12	36	48	-14	24	2	0	0	0	91	13.20	19:01
D	6	Anton Stralman	82	9	30	39	22	26	2	0	0	0	138	6.50	21:56
C	17	Alex Killorn	71	15	23	38	8	36	1	1	5	0	130	11.50	16:55
D	77	Victor Hedman	59	10	28	38	12	40	3	0	2	1	115	8.70	22:41
L	27	Jonathan Drouin	70	4	28	32	3	34	3	0	0	0	76	5.30	13:14
D	5	Jason Garrison	70	4	26	30	27	19	1	0	3	0	111	3.60	20:00
C	11	Brian Boyle	82	15	9	24	3	54	0	3	5	0	140	10.70	12:59
C	13	Cedric Paquette	64	12	7	19	4	51	0	2	3	0	91	13.20	13:36
D	25	Matthew Carle	59	4	14	18	12	26	1	0	0	0	73	5.50	20:29
C	90	Vladislav Namestnikov	43	9	7	16	1	13	1	0	3	0	46	19.60	11:59
D	62	Andrej Sustr	72	0	13	13	10	34	0	0	0	0	55	0.00	17:42
R	23	J.T. Brown	52	3	6	9	-2	30	0	0	0	0	74	4.10	10:36
L	10	Brenden Morrow	70	3	5	8	-1	64	0	0	0	0	28	10.70	9:19
D	8	Mark Barberio	52	1	6	7	-4	16	0	0	0	0	53	1.90	16:46
D	89	Nikita Nesterov	27	2	5	7	6	16	1	0	0	0	44	4.50	16:03
D	55	Braydon Coburn	4	0	2	2	3	9	0	0	0	0	1	0.00	17:01
C	42	Jonathan Marchessault	2	1	0	1	1	0	0	0	0	0	3	33.30	11:56
R	46	Mike Blunden	2	0	0	0	-1	2	0	0	0	0	0	0.00	9:47
L	15	Mike Angelidis	3	0	0	0	0	12	0	0	0	0	0	0.00	7:20
D	53	Luke Witkowski	16	0	0	0	0	15	0	0	0	0	10	0.00	15:11
D	29	Slater Koekkoek	3	0	0	0	0	2	0	0	0	0	6	0.00	16:35

GOALTENDERS

#	PLAYER	GP	TOI	GAA	W	L	OTL	SA	GA	SV	SV%	SO	G	A	PIM
30	Ben Bishop	62	3,519	2.32	40	13	5	1620	136	1484	.916	4	0	4	4
88	Andrei Vasilevskiy	16	864	2.36	7	5	1	415	34	381	.918	1	0	0	0

TRADED PLAYERS

POS	#	PLAYER	GP	G	A	P	+/-	PIM	PP	SH	GW	OT	S	%	TOI/G
D	2	Eric Brewer	17	0	4	4	5	18	13	0	0	0	14	0.00	17:50
R	14	Brett Connolly	50	12	3	15	4	38	2	0	2	0	74	16.20	11:55
D	7	Radko Gudas	31	2	3	5	-5	34	0	1	0	0	63	3.20	17:00

TRADED GOALTENDERS

#	PLAYER	GP	TOI	GAA	W	L	OTL	SA	GA	SV	SV%	SO	G	A	PIM
20	Evgeni Nabokov	11	553	3.15	3	6	2	245	29	216	.882	0	0	0	0

2014-2015 GAME-BY-GAME RESULTS

#	DATE	TEAM	W-L-OT	RECORD	GF-GA	SCORERS	GWG	PP	PK	SF-SA	W-L GLTR	ATTEND.
1	10/09/2014	FLA	W*	01-00-00	3-2	9P,24P,77P	77	3-7	2-2-2	32-21	30/1	19204+
2	10/11/2014	OTT	O**	01-00-01	2-3	77P,14	93	1-3	3-3-3	40-34	40/30	19204+
3	10/13/2014	MTL	W	02-00-01	7-1	77,91P,91,91P,24,18,90	91	2-5	4-4-4	41-17	30/31	17622
4	10/14/2014	NJD	L	02-01-01	1-2	17	23	0-4	3-4-4	27-25	35/20	18064
5	10/18/2014	@VAN	W	03-01-01	4-2	91,91,24P,17	24	1-5	5-6-6	24-32	30/31	18647+
6	10/20/2014	@EDM	L	03-02-01	2-3	11,14	93	0-2	2-2-2	24-23	30/30	16839+
7	10/21/2014	@CGY	W*	04-02-01	2-1	51,18	18	0-0	1-2-2	22-22	20/31	19289+
8	10/24/2014	@WPG	W	05-02-01	4-2	91,27,90P,18	90	1-4	4-5-5	27-42	30/31	15016+
9	10/25/2014	@MIN	L	05-03-01	2-7	6,86	56	0-4	1-1-1	19-22	35/20	18884+
10	10/28/2014	ARI	W	06-03-01	7-3	86,51,86,11,86,11,25P	11	1-3	0-0-0	35-25	30/41	17511
11	10/30/2014	PHI	W	07-03-01	4-3	90,91P,91,5P	5	2-5	2-2-2	32-27	30/29	18642
12	11/01/2014	WSH	W	08-03-01	4-3	24,18,86,5	55	0-1	1-2-2	28-38	30/70	19119
13	11/06/2014	CGY	W	09-03-01	5-2	13,13,115,9,51	11	0-2	3-4-4	33-31	30/1	18276
14	11/08/2014	@CBJ	W	10-03-01	7-4	23,13,6P,11,24,9P,9	24	2-3	2-5-5	38-32	20/30	14892
15	11/09/2014	@DET	W**	11-03-01	4-3	91P,91,9	24	1-5	2-4-4	30-20	30/35	20027
16	11/11/2014	@CHI	O**	11-03-02	2-3	135,86	88	0-3	6-6-6	27-39	50/30	21345+
17	11/13/2014	SJS	L	11-04-02	1-2	91	81	0-4	3-3-3	33-39	31/30	19004

#	DATE	TEAM	W-L-OT	RECORD	GF-GA	SCORERS	GWG	PP	PK	SF-SA	W-L GLTR	ATTEND.
18	11/15/2014	NYI	W	12-04-02	5-2	24,51P,13,9,7	13	1-3	4-4-4	28-27	30/30	19204+
19	11/17/2014	@NYR	W	13-04-02	5-1	86,24P,91,17,24	24	1-3	2-3-3	30-16	30/30	18006+
20	11/18/2014	@NYI	L	13-05-02	2-5	17,18	18	0-3	5-6-6	28-36	41/20	12908
21	11/20/2014	@TOR	L	13-06-02	2-5	17S,91	21	0-3	3-3-3	28-21	45/30	19089+
22	11/22/2014	MIN	W	14-06-02	2-1	91P,17	17	1-2	2-3-3	28-31	30/35	19204+
23	11/26/2014	NYR	W	15-06-02	4-3	91P,24P,24,86	86	2-4	2-3-3	29-19	30/30	19204+
24	11/29/2014	OTT	W	16-06-02	4-1	24,17,10,86P	17	1-4	1-2-2	32-27	30/40	19204+
25	12/01/2014	@NYR	W	17-06-02	6-3	9,14,25,14P,9,18S	14	1-5	3-4-4	21-35	30/30	18006+
26	12/02/2014	@BUF	O**	17-06-03	1-2	18	19	0-2	2-2-2	27-22	1/20	17772
27	12/04/2014	BUF	W	18-06-03	5-0	7,91,10,5,14P	7	1-6	3-3-3	35-13	30/1	17767
28	12/06/2014	CBJ	L	18-07-03	1-3	18	58	0-2	3-4-4	34-20	72/30	17467
29	12/09/2014	WSH	L	18-08-03	3-5	11,91,51	20	0-3	1-2-2	36-35	70/30	17109
30	12/11/2014	CAR	W	19-08-03	2-1	86P,86	86	1-2	4-4-4	27-30	20/30	18104
31	12/13/2014	@WSH	L	19-09-03	2-4	9,25	19	0-4	4-4-4	28-28	70/30	18506+
32	12/15/2014	@PIT	L	19-10-03	2-4	27P,86	23	1-3	3-4-4	30-26	29/20	18487+
33	12/16/2014	@PHI	W	20-10-03	3-1	91,9,51	9	0-4	2-3-3	23-24	88/35	19576+
34	12/19/2014	@NJD	O**	20-10-04	2-3	91,86	26	0-5	2-3-3	28-18	1/20	14916
35	12/20/2014	@NYI	L	20-11-04	1-3	14	27	0-2	3-3-3	21-48	41/88	16170+
36	12/23/2014	PIT	W	21-11-04	4-3	9,9,86,9	9	0-4	2-2-2	27-29	88/37	19204+
37	12/27/2014	CAR	W	22-11-04	2-1	86,17	17	0-6	3-3-3	38-26	30/30	19204+
38	12/29/2014	TOR	W	23-11-04	3-2	24P,51,91	91	1-4	2-2-2	41-23	30/34	19204+
39	12/31/2014	@BUF	W	24-11-04	5-1	25,18P,14,86,86	18	1-3	1-2-2	25-11	88/1	19070+
40	01/02/2015	@PIT	L	24-12-04	3-6	11,77,17	10	0-3	1-2-2	35-29	1/20	18655+
41	01/04/2015	@OTT	W	25-12-04	4-2	77,9P,91,9	91	1-9	3-3-3	30-22	30/40	16949
42	01/06/2015	@MTL	W	26-12-04	4-2	23,9P,14,9P	14	2-6	3-3-3	36-22	30/31	21286+
43	01/09/2015	BUF	W	27-12-04	2-1	51,91	91	0-4	3-3-3	47-21	30/34	19204+
44	01/12/2015	@PHI	L	27-13-04	3-7	91P,11,24P	78	2-3	1-4-4	24-25	72/20	19598+
45	01/13/2015	@BOS	L	27-14-04	3-4	91,91,24	88	0-5	3-3-3	19-34	40/30	17565+
46	01/15/2015	EDM	W	28-14-04	3-2	91,18,18	18	0-1	3-4-4	19-32	30/30	18609
47	01/17/2015	COL	W**	29-14-04	3-2	24P,6	24	1-1	3-3-3	31-42	30/1	19204+
48	01/20/2015	VAN	W	30-14-04	4-1	51,17,11,17	17	0-5	7-7-7	26-28	30/30	18517
49	01/27/2015	@CAR	L	30-15-04	2-4	13,11S	27	0-3	2-3-3	30-22	31/30	12508
50	01/29/2015	DET	W	31-15-04	5-1	13,13,91P,13S,8	13	1-2	2-2-2	32-28	30/34	19204+
51	01/31/2015	CBJ	W	32-15-04	3-1	14,13,51	13	0-4	3-3-3	34-35	30/30	18477
52	02/03/2015	@STL	O*	32-15-05	1-2	13	17	0-3	2-2-2	31-18	1/30	17223
53	02/05/2015	@DAL	W	33-15-05	5-3	91,77,9P,9,86	9	1-3	4-4-4	29-36	88/32	16010
54	02/07/2015	LAK	L	33-16-05	2-4	86,77	8	0-2	2-2-2	28-29	32/30	19204+
55	02/08/2015	ANA	W	34-16-05	5-3	11,51,86,11,24	11	0-5	4-5-5	23-28	30/31	19204+
56	02/10/2015	@NSH	O*	34-16-06	2-3	14,86	18	0-2	2-2-2	32-29	35/88	16362
57	02/12/2015	STL	L	34-17-06	3-6	9P,14,91	42	1-3	2-3-3	29-44	1/30	189

2014-2015 TRANSACTIONS

Oct. 10	RW Richard Panik claimed off waivers by Toronto
Oct. 16	Assigned LW Jonathan Drouin to Syracuse
Oct. 19	Recalled LW Jonathan Drouin and D Luke Witkowski from Syracuse
Oct. 21	Recalled RW Mike Blunden from Syracuse
Oct. 23	Reassigned D Luke Witkowski to Syracuse
Oct. 24	Recalled C Cedric Paquette from Syracuse; Assigned RW Mike Blunden to Syracuse
Oct. 25	Recalled RW Mike Blunden and C Jonathan Marchessault from Syracuse
Oct. 27	Reassigned RW Mike Blunden and C Jonathan Marchessault to Syracuse
Oct. 31	Reassigned C Cedric Paquette to Syracuse; Recalled C Cedric Paquette from Syracuse
Nov. 28	Acquired a 2015 third-round draft pick (LW Dennis Yan) from Anaheim in exchange for D Eric Brewer
Dec. 2	Signed D Anthony DeAngelo to a three-year entry-level contract; Reassigned C Vladislav Namestnikov to Syracuse
Dec. 16	Recalled G Andrei Vasilevskiy from Syracuse
Dec. 24	Reassigned G Andrei Vasilevskiy to Syracuse
Dec. 30	Recalled G Andrei Vasilevskiy from Syracuse
Dec. 31	Recalled D Nikita Nesterov from Syracuse
Jan. 1	Reassigned G Andrei Vasilevskiy to Syracuse
Jan. 13	Recalled C Vladislav Namestnikov from Syracuse
Jan. 16	Recalled D Luke Witkowski from Syracuse; Reassigned C Vladislav Namestnikov to Syracuse
Feb. 1	Recalled G Andrei Vasilevskiy from Syracuse
Feb. 9	Traded G Evgeni Nabokov to San Jose in exchange for future considerations
Feb. 11	Recalled C Vladislav Namestnikov from Syracuse
Feb. 13	Reassigned C Vladislav Namestnikov to Syracuse; Signed G Allen York to a two-way contract for the remainder of the season
Feb. 25	Reassigned G Andrei Vasilevskiy to Syracuse
Feb. 26	Recalled G Andrei Vasilevskiy from Syracuse
Mar. 2	Acquired a 2015 second-round draft pick (D Matthew Spencer) and a 2016 second-round draft pick from Boston in exchange for RW Brett Connolly; Acquired D Braydon Coburn from Philadelphia in exchange for D Radko Gudas, a 2015 first-round draft pick, and a 2015 third-round draft pick; Reassigned D Luke Witkowski to Syracuse
Mar. 4	Recalled C Vladislav Namestnikov from Syracuse
Mar. 12	Recalled C Mike Angelidis from Syracuse
Mar. 20	Reassigned C Mike Angelidis to Syracuse
Mar. 26	Signed C Brayden Point to a three-year entry-level contract
Mar. 30	Recalled D Luke Witkowski and C Jonathan Marchessault from Syracuse; Assigned C Jonathan Marchessault to Syracuse
Mar. 31	Recalled D Slater Koekkoek from Syracuse
Apr. 1	Signed G Adam Wilcox and C Matthew Peca to two-year, two-way contracts
Apr. 8	Reassigned D Slater Koekkoek to Syracuse
Apr. 9	Signed RW Cameron Darcy to a three-year entry level contract
Apr. 11	Recalled C Jonathan Marchessault from Syracuse
June 28	Signed RW Brian Hart to a three-year entry-level contract; Resigned C Jonathan Marchessault to a one-year, two-way contract
June 29	Resigned C Mike Blunden to a one-year, two-way contract
June 30	Resigned D Andrej Sustr to a two-year contract; Signed C Mike Angelidis to a one-year, two-way contract
July 1	Signed RW Erik Condra to a three-year contract; Signed D Matt Taormina to a one-year, two-way contract
July 5	Signed LW Jeff Tambellini to a one-year, two-way contract
July 21	Signed LW Tye McGinn to a one-year, two-way contract



INDIVIDUAL LEADERS

FORWARD SCORING LEADERS

#	PLAYER	TEAM	GP	G	A	P	+/-	PIM	PPG	PPP	SHG	SHP	GW	OT
1	Jamie Benn	DAL	82	35	52	87	1	64	23	38	2	5	6	0
2	John Tavares	NYI	82	38	48	86	5	46	31	23	0	1	8	4
3	Sidney Crosby	PIT	77	28	56	84	5	47	31	37	0	0	3	1
4	Alex Ovechkin	WSH	81	53	28	81	10	58	34	25	0	0	11	0
5	Jacob Voracek	PHI	82	22	59	81	1	78	33	18	0	0	3	2
6	Nicklas Backstrom	WSH	82	18	60	78	5	40	33	20	0	0	3	1
7	Tyler Seguin	DAL	71	37	40	77	-1	20	29	17	0	0	5	0
8	Jiri Hudler	CGY	78	31	45	76	17	14	16	39	0	0	5	1
9	Daniel Sedin	VAN	82	20	56	76	5	18	25	31	0	0	5	3
10	Vladimir Tarasenko	STL	77	37	36	73	27	31	18	19	0	0	6	2
11	Nick Foligno	CBJ	79	31	42	73	16	50	26	44	0	0	3	1
12	Claude Giroux	PHI	81	25	48	73	-3	36	37	25	0	0	4	2
13	Henrik Sedin	VAN	82	18	55	73	11	22	25	19	0	0	0	0
14	Steven Stamkos	TB	82	43	29	72	2	49	25	30	0	0	6	0
15	Tyler Johnson	TB	77	29	43	72	33	24	17	23	0	0	6	2
16	Ryan Johansen	CBJ	82	26	45	71	-6	40	26	23	2	2	0	0
17	Joe Pavelski	SJ	82	37	33	70	12	29	31	17	0	0	5	0
18	Evgeni Malkin	PIT	69	28	42	70	-2	60	26	21	0	0	4	1
19	Ryan Getzlaf	ANA	77	25	45	70	15	62	13	25	0	2	6	2
20	Rick Nash	NYR	79	42	27	69	29	36	12	19	4	5	8	0

DEFENSEMEN SCORING LEADERS

#	PLAYER	TEAM	GP	G	A	P	+/-	PIM	PPG	PPP	SHG	SHP	GW	OT
1	Erik Karlsson	OTT	82	21	45	66	7	42	6	30	0	0	3	1
2	Brent Burns	SJ	82	17	43	60	-9	65	7	21	0	1	5	1
3	P.K. Subban	MTL	82	15	45	60	21	74	8	24	0	0	2	1
4	Dennis Wideman	CGY	80	15	41	56	6	34	6	21	0	6	2	1
5	Roman Josi	NSH	81	15	40	55	15	26	3	16	0	0	4	1
6	John Carlson	WSH	82	12	43	55	11	28	3	15	1	0	3	0
7	Kris Letang	PIT	69	11	43	54	12	79	2	24	1	1	1	0
8	Tyson Barrie	COL	80	12	41	53	5	26	2	16	0	0	0	0
9	Mark Streit	PHI	81	9	43	52	-8	36	4	30	0	1	0	0
10	Keith Yandle	NYR, ARI	84	6	46	52	-26	40	2	29	0	0	2	0
11	Andrei Markov	MTL	81	10	40	50	22	38	4	25	0	3	1	0
12	Justin Faulk	CAR	82	15	34	49	-19	30	7	20	2	0	4	0
13	Mark Giordano	CGY	61	11	37	48	13	37	2	14	1	1	2	1
14	Drew Doughty	LA	82	7	39	46	3	56	1	17	0	0	2	0
15	Alex Pietrangolo	STL	81	7	39	46	-2	28	1	12	0	1	2	0
16	Dustin Byfuglien	WPG	69	18	27	45	5	124	5	17	0	0	2	1
17	Shea Weber	NSH	78	15	30	45	15	72	5	15	1	4	2	1
18	Mike Green	WSH	72	10	35	45	15	34	1	17	0	1	2	0
19	Duncan Keith	CHI	80	10	35	45	12	20	3	16	0	1	2	0
20	Niklas Kronwall	DET	80	9	35	44	-4	40	3	23	0	2	1	1

GOAL SCORING LEADERS

PLAYER	TEAM	GP	G
Alex Ovechkin	WSH	81	53
Steven Stamkos	TB	82	43
Rick Nash	NYR	79	42
John Tavares	NYI	82	38
Tyler Seguin	DAL	71	37
Vladimir Tarasenko	STL	77	37
Joe Pavelski	SJS	82	37
Max Pacioretty	MTL	80	37
Jamie Benn	DAL	82	35
Zach Parise	MIN	74	33

POWER PLAY GOALS LEADERS

PLAYER	TEAM	GP	PP
Alex Ovechkin	WSH	81	25
Joe Pavelski	SJS	82	19
Claude Giroux	PHI	81	14
Gustav Nyquist	DET	82	14
Wayne Simmonds	PHI	75	14
John Tavares	NYI	82	13
Tyler Seguin	DAL	71	13
Steven Stamkos	TB	82	13
Radim Vrbata	VAN	79	12
Tyler Bozak	TOR	82	12

GOALS AGAINST AVERAGE

PLAYER	TEAM	GP	SA	GA	GAA
Carey Price	MTL	66	1953	130	1.96
Devan Dubnyk	ARI, MIN	58	1625	115	2.07
Pekka Rinne	NSH	64	1807	140	2.18
Cam Talbot	WSH	36	1038	77	2.21
Braden Holtby	LA	73	2044	157	2.22
Jonathan Quick	PHI	72	1896	156	2.24
Steve Mason	PHI	51	1490	108	2.25
Henrik Lundqvist	NYR	46	1329	103	2.25
Brian Elliot	STL	46	1150	96	2.26
Cory Schneider	NJ	69	1982	148	2.26

ASSISTS LEADERS

PLAYER	TEAM	GP	A
Nicklas Backstrom	WSH	82	60
Jacob Voracek	PHI	82	59
Sidney Crosby	PIT	77	56
Daniel Sedin	VAN	82	56
Henrik Sedin	VAN	82	55
Jamie Benn	DAL	82	52
Henrik Zetterberg	DET	77	49
Joe Thornton	SJS	78	49
John Tavares	NYI	82	48
Claude Giroux	PHI	81	48

SHORTHANDED GOALS LEADERS

PLAYER	TEAM	GP	SH
Tyler Toffoli	LA	76	5
Rick Nash	NYR	79	4
Blake Wheeler	WPG	79	4
Brandon Sutter	PIT	80	4

SAVE PERCENTAGE

PLAYER	TEAM	GP	SV%
Carey Price	MTL	66	.933
Devan Dubnyk	ARI, MIN	58	.929
Steve Mason	PHI	51	.928
Cam Talbot	NYR	36	.926
Cory Schneider	NJ	69	.925
Corey Crawford	CHI	57	.924
Braden Holtby	WSH	73	.923
Pekka Rinne	NSH	64	.923
Craig Anderson	OTT	35	.923
Tuukka Rask	BOS	70	.922

WINS

GOALTENDER	GP	W	L	OT
Carey Price	66	44	16	6
Braden Holtby	73	41	20	10
Pekka Rinne	64	41	17	6
Ben Bishop	62	40	13	5
Jaroslav Halak	59	38	17	4
Jonathan Quick	72	36	22	13
Devan Dubnyk	58	36	14	4
Frederik Andersen	54	35	12	5
Tuukka Rask	70	34	21	13
Kari Lehtonen	65	34	17	10

ROOKIE SCORING LEADERS

PLAYER	TEAM	GP	G	A	P
Mark Stone	OTT	80	26	38	64
Johnny Gaudreau	CGY	80	24	40	64
Filip Forsberg	NSH	82	26	37	63
Mike Hoffman	OTT	79	27	21	48
Kevin Hayes	NYR	79	17	28	45
Anders Lee	NYI	76	25	16	41
John Klingberg	DAL	65	11	29	40
Aaron Ekblad	FLA	81	12	27	39
Evgeny Kuznetsov	WSH	80	11	26	37
Victor Rask	CAR	80	11	22	33

ROOKIE ASSISTS LEADERS

PLAYER	TEAM	GP	A
Johnny Gaudreau	CGY	80	40
Mark Stone	OTT	80	38
Filip Forsberg	NSH	82	37
John Klingberg	DAL	65	29
Kevin Hayes	NYR	79	28
Jonathan Drouin	TB	70	28
Aaron Ekblad	FLA	81	27
Evgeny Kuznetsov	WSH	80	26
Victor Rask	CAR	80	22
Rickard Rakell	ANA	71	22

SHUTOUTS

PLAYER	TEAM	GP	S/O
Marc Andre-Fleury	PIT	64	10
Carey Price	MTL	66	9
Braden Holtby	WSH	73	9
Jaroslav Halak	NYI	59	6
Jonathan Quick	LA	72	6
Devan Dubnyk	ARI, MIN	58	6
Ryan Miller	VAN	45	6

ROOKIE GOAL SCORING LEADERS

PLAYER	TEAM	GP	G
Mike Hoffman	OTT	79	27
Mark Stone	OTT	80	26
Filip Forsberg	NSH	82	26
Anders Lee	NYI	76	25
Johnny Gaudreau	CGY	80	24
Kevin Hayes	NYR	79	17
Bo Horvat	VAN	68	13
Melker Karlsson	SJS	53	13
Tobias Rieder	ARI	72	13
Dimitrij Jaskin	STL	54	13

NHL AWARD WINNERS

AWARD	RECIPIENT
Stanley Cup	Chicago Blackhawks
President's Trophy	New York Rangers
Prince of Wales Trophy	Tampa Bay Lightning
Clarence S. Campbell Bowl	Chicago Blackhawks
Art Ross Trophy	Jamie Benn
Bill Masterton Memorial Trophy	Devan Dubnyk
Calder Memorial Trophy	Aaron Ekblad
Conn Smythe Trophy	Duncan Keith
Frank J. Selke Trophy	Patrice Bergeron
Hart Memorial Trophy	Carey Price
Jack Adams Award	Bob Hartley
James Norris Trophy	Erik Karlsson
King Clancy Memorial Trophy	Henrik Zetterberg
Lady Byng Memorial Trophy	Jiri Hudler
Ted Lindsay Award	Carey Price
Mark Messier Leadership Award	Jonathan Toews
Maurice "Rocket" Richard Trophy	Alex Ovechkin
NHL Foundation Player Award	Brent Burns
NHL GM of the Year Award	Steve Yzerman
Vezina Trophy	Carey Price
William M. Jennings Trophy	Carey Price, Corey Crawford



HISTORY & RECORDS



SEASON RECORDS

OVERALL

SEASON	GP	W	L	T	OTL	PTS	PCT	GF	GA	FINISH, PLAYOFF RESULT
2014-15	82	50	24	-	8	108	.659	262	211	2nd, Atlantic, Stanley Cup Final
2013-14	82	46	27	-	9	101	.616	240	215	2nd, Atlantic, Conf. Quarterfinals
2012-13	48	18	26	-	4	40	.417	148	150	4th, Southeast, Out of Playoffs
2011-12	82	36	36	-	8	94	.512	235	281	3rd, Southeast, Out of Playoffs
2010-11	82	46	25	-	11	103	.628	247	240	2nd, Southeast, Conf. Finals
2009-10	82	34	36	-	12	80	.488	217	260	4th, Southeast, Out of Playoffs
2008-09	82	24	40	-	18	66	.402	210	279	5th, Southeast, Out of Playoffs
2007-08	82	31	42	-	9	71	.433	223	267	5th, Southeast, Out of Playoffs
2006-07	82	44	33	-	5	93	.567	253	261	2nd, Southeast, Conf. Quarterfinals
2005-06	82	43	33	-	6	92	.561	252	260	2nd, Southeast, Conf. Quarterfinals
2004-05										Did Not Play
2003-04	82	46	22	8	6	106	.646	245	192	1st, Southeast, Won Stanley Cup
2002-03	82	36	25	16	5	93	.567	219	210	1st, Southeast, Conf. Semifinals
2001-02	82	27	40	11	4	69	.421	178	219	3rd, Southeast, Out of Playoffs
2000-01	82	24	47	6	5	59	.360	201	280	5th, Southeast, Out of Playoffs
1999-00	82	19	47	9	7	54	.329	204	310	4th, Southeast, Out of Playoffs
1998-99	82	19	54	9	-	47	.287	179	292	4th, Southeast, Out of Playoffs
1997-98	82	17	55	10	-	44	.268	151	269	7th, Atlantic, Out of Playoffs
1996-97	82	32	40	10	-	74	.451	217	247	6th, Atlantic, Out of Playoffs
1995-96	82	38	32	12	-	88	.537	238	248	5th, Atlantic, Conf. Quarterfinals
1994-95	48	17	28	3	-	37	.385	120	144	6th, Atlantic, Out of Playoffs
1993-94	84	30	43	11	-	71	.423	224	251	7th, Atlantic, Out of Playoffs
1992-93	84	23	54	7	-	53	.315	245	332	6th, Norris, Out of Playoffs
Totals	1,740	702	809	112	117	1,633	.469	4,708	5,418	

HOME

SEASON	GP	W	L	T	OTL	PTS	PCT	
2014-15	41	32	8	-	1	65	.793	
2013-14	41	25	10	-	6	56	.683	
2012-13	24	12	10	-	2	26	.542	
2011-12	41	25	14	-	2	52	.634	
2010-11	41	25	11	-	5	55	.671	
2009-10	41	21	14	-	6	48	.585	
2008-09	41	12	18	-	11	35	.427	
2007-08	41	20	18	-	3	43	.524	
2006-07	41	22	18	-	1	45	.549	
2005-06	41	25	14	-	2	52	.634	
2004-05								Did Not Play
2003-04	41	24	10	4	3	55	.671	
2002-03	41	22	9	7	3	54	.659	
2001-02	41	16	17	5	3	40	.488	
2000-01	41	17	19	3	2	39	.476	
1999-00	41	13	20	4	4	34	.415	
1998-99	41	12	25	4	-	28	.341	
1997-98	41	11	23	7	-	29	.354	
1996-97	41	15	18	8	-	38	.463	
1995-96	41	22	14	5	-	49	.598	
1994-95	24	10	14	0	-	20	.417	
1993-94	42	14	22	6	-	34	.405	
1992-93	42	12	27	3	-	27	.321	
TOTALS	870	407	353	56	54	924	.531	

AWAY

SEASON	GP	W	L	T	OTL	PTS	PCT	
2014-15	41	18	16	-	7	43	.524	
2013-14	41	21	17	-	3	45	.549	
2012-13	24	6	16	-	2	14	.292	
2011-12	41	13	22	-	6	32	.390	
2010-11	41	21	14	-	6	48	.585	
2009-10	41	13	22	-	6	32	.390	
2008-09	41	12	22	-	7	31	.378	
2007-08	41	11	24	-	6	28	.341	
2006-07	41	22	15	-	4	48	.585	
2005-06	41	18	19	-	4	40	.488	
2004-05								Did Not Play
2003-04	41	22	12	4	3	51	.622	
2002-03	41	14	16	9	2	39	.476	
2001-02	41	11	23	6	1	29	.354	
2000-01	41	7	28	3	3	20	.244	
1999-00	41	6	27	5	3	20	.244	
1998-99	41	7	29	5	-	19	.232	
1997-98	41	6	32	3	-	15	.183	
1996-97	41	17	22	2	-	36	.439	
1995-96	41	16	18	7	-	39	.476	
1994-95	24	7	14	3	-	17	.354	
1993-94	42	16	21	5	-	37	.440	
1992-93	42	11	27	4	-	26	.310	
TOTALS	870	295	456	56	63	709	.407	

AGAINST EASTERN CONFERENCE

SEASON	GP	W	L	T	OTL	PTS	PCT
2014-15	54	34	15	-	5	73	.676
2013-14	54	32	16	-	6	70	.648
2012-13	48	18	26	-	4	40	.417
2011-12	64	29	29	-	6	64	.500
2010-11	64	36	19	-	9	81	.633
2009-10	64	28	29	-	7	63	.492
2008-09	64	18	31	-	15	51	.398
2007-08	72	27	36	-	9	63	.438
2006-07	72	39	29	-	4	82	.569
2005-06	72	36	30	-	6	78	.542
2003-04	64	38	19	5	2	83	.648
2002-03	60	26	18	12	4	68	.567
2001-02	60	15	33	9	3	42	.350
2000-01	60	19	32	5	4	47	.392
1999-00	59	14	35	5	5	38	.322
1998-99	57	12	37	8	-	32	.291
1997-98	56	10	38	8	-	28	.264
1996-97	56	20	27	7	-	47	.435
1995-96	56	25	23	8	-	58	.518
1994-95	46	17	26	3	-	37	.402
1993-94	58	20	29	9	-	49	.454
1992-93	26	7	16	3	-	17	.327
TOTALS	1,286	520	593	82	89	1,211	.471

AGAINST WESTERN CONFERENCE

SEASON	GP	W	L	T	OTL	PTS	PCT	
2014-15	28	16	9	-	3	35	.625	
2013-14	28	14	11	-	3	31	.554	
2012-13	0	0	0	-	0	0	.000	
2011-12	18	9	7	-	2	20	.556	
2010-11	18	10	6	-	2	22	.611	
2009-10	18	6	7	-	5	17	.472	
2008-09	18	6	9	-	3	15	.417	
2007-08	10	4	6	-	0	8	.400	
2006-07	10	5	4	-	1	11	.550	
2005-06	10	7	3	-	0	14	.700	
2004-05								Did Not Play
2003-04	18	8	3	3	4	23	.639	
2002-03	22	10	7	4	1	25	.568	
2001-02	22	12	7	2	1	27	.614	
2000-01	22	5	15	1	1	12	.273	
1999-00	23	5	12	4	2	16	.348	
1998-99	25	7	17	1	-	15	.300	
1997-98	26	7	17	2	-	16	.308	
1996-97	26	12	11	3	-	27	.519	
1995-96	26	13	9	4	-	30	.652	
1994-95	0	0	0	0	-	0	.000	
1993-94	26	10	14	2	-	22	.423	
1992-93	58	16	38	4	-	36	.310	
TOTALS	452	182	212	30	28	422	.467	

AGAINST OWN DIVISION

SEASON	GP	W	L	T	OTL	PTS	PCT	
2014-15	30	21	5	-	4	46	.767	
2013-14	30	19	8	-	3	41	.683	
2012-13	18	9	6	-	3	21	.583	
2011-12	24	13	7	-	4	30	.625	
2010-11	24	14	6	-	4	32	.667	
2009-10	24	13	10	-	1	27	.563	
2008-09	24	5	15	-	4	14	.292	
2007-08	32	12	17	-	3	27	.422	
2006-07	32	19	11	-	2	40	.625	
2005-06	32	16	11	-	5	37	.578	
2004-05								Did Not Play
2003-04	24	13	8	3	0	29	.604	
2002-03	20	10	4	5	1	26	.650	
2001-02	20	7	10	3	0	17	.425	
2000-01	20	9	8	0	3	21	.525	
1999-00	20	2	15	3	0	7	.175	
1998-99	15	2	10	3	-	7	.233	
1997-98	31	7	20	4	-	18	.290	
1996-97	31	14	12	5	-	33	.532	
1995-96	32	13	13	6	-	32	.500	
1994-95	24	7	14	3	-	17	.354	
1993-94	26	5	16	5	-	15	.288	
1992-93	37	7	26	4	-	18	.243	
TOTALS	570	237	252	44	37	555	.487	

AGAINST OTHER DIVISIONS

SEASON	GP	W	L	T	OTL	PTS	PCT	
2014-15	52	29	19	-	4	62	.596	
2013-14	52	27	19	-	6	60	.577	
2012-13	30	9	20	-	1	19	.317	
2011-12	58	25	29	-	4	54	.466	
2010-11	58	32	19	-	7	71	.612	
2009-10	58	21	26	-	11	53	.457	
2008-09	40	13	16	-	11	37	.463	
2007-08	50	19	25	-	6	44	.440	
2006-07	50	25	22	-	3	53	.530	
2005-06	50	27	22	-	1	56	.550	
2004-05								Did Not Play
2003-04	58	33	14	5	6	77	.663	
2002-03	62	26	21	11	4	67	.540	
2001-02	62	20	30	8	4	52	.419	
2000-01	62	15	39	6	2	38	.306	
1999-00	62	17	32	6	7	47	.379	
1998-99	67	17	44	6	-	40	.299	
1997-98	48	10	32	6	-	26	.260	
1996-97	49	18	26	5	-	41		

SPECIAL TEAMS

POWER PLAY OVERALL

YEAR	GAMES	G	ATT	PCT	RANK
2014-15	82	53	282	18.8	14th
2013-14	82	50	270	18.5	13th
2012-13	48	31	163	19.0	13th
2011-12	82	41	269	15.2	T-25th
2010-11	82	69	336	20.5	6th
2009-10	82	63	326	19.3	8th
2008-09	82	61	343	17.8	19th
2007-08	82	57	296	19.3	9th
2006-07	82	69	374	18.4	9th
2005-06	82	81	485	16.7	23rd
2004-05		Did Not Play			
2003-04	82	55	339	16.2	16th
2002-03	82	70	391	17.9	10th
2001-02	82	46	312	14.7	T-19th
2000-01	82	53	424	12.5	29th
1999-00	82	51	365	14.0	24th
1998-99	82	43	310	13.9	20th
1997-98	82	33	353	9.3	26th
1996-97	82	47	340	13.8	24th
1995-96	82	83	400	20.8	4th
1994-95	48	25	177	14.1	22nd
1993-94	84	57	388	14.7	24th
1992-93	84	74	424	17.5	20th

PENALTY KILL OVERALL

YEAR	GAMES	G	ATT	PCT	RANK
2014-15	82	42	257	83.7	T-7th
2013-14	82	52	270	80.7	23rd
2012-13	48	30	155	80.6	19th
2011-12	82	59	284	79.2	26th
2010-11	82	49	302	83.8	8th
2009-10	82	67	336	80.1	22nd
2008-09	82	89	405	78.0	26th
2007-08	82	56	312	82.1	T-17th
2006-07	82	66	305	78.4	T-28th
2005-06	82	72	390	81.5	20th
2004-05		Did Not Play			
2003-04	82	42	278	84.8	10th
2002-03	82	55	316	82.6	T-19th
2001-02	82	40	273	85.3	13th
2000-01	82	72	422	82.9	17th
1999-00	82	77	399	80.7	22nd
1998-99	82	68	387	82.4	20th
1997-98	82	72	410	82.4	23rd
1996-97	82	55	361	84.8	8th
1995-96	82	68	439	84.5	9th
1994-95	48	32	205	84.4	7th
1993-94	84	58	335	82.7	6th
1992-93	84	101	395	74.4	24th

SHORT-HANDED GOALS

YEAR	GAMES	FOR	AGAINST
2014-15	82	7	6
2013-14	82	10	8
2012-13	48	0	4
2011-12	82	2	12
2010-11	82	1	16
2009-10	82	2	6
2008-09	82	4	9
2007-08	82	7	7
2006-07	82	14	11
2005-06	82	11	11
2004-05		Did Not Play	
2003-04	82	15	4
2002-03	82	6	4
2001-02	82	6	9
2000-01	82	9	11
1999-00	82	9	7
1998-99	82	11	10
1997-98	82	11	16
1996-97	82	13	9
1995-96	82	6	13
1994-95	48	6	5
1993-94	84	7	20
1992-93	84	8	12

POWER PLAY HOME

YEAR	GAMES	G	ATT	PCT	RANK
2014-15	41	32	140	22.9	5th
2013-14	41	27	140	19.3	10th
2012-13	24	22	91	24.2	5th
2011-12	41	22	132	16.7	18th
2010-11	41	40	178	22.5	5th
2009-10	41	31	162	19.1	16th
2008-09	41	29	179	16.2	T-22nd
2007-08	41	35	163	21.5	4th
2006-07	41	34	186	18.3	T-16th
2005-06	41	39	238	16.4	T-23rd
2004-05		Did Not Play			
2003-04	41	29	182	15.9	23rd
2002-03	41	40	218	18.3	T-9th
2001-02	41	27	170	15.9	T-18th
2000-01	41	30	214	14.0	25th
1999-00	41	30	189	15.9	T-17th
1998-99	41	24	160	15.0	18th
1997-98	41	19	182	10.4	25th
1996-97	41	28	186	15.1	17th
1995-96	41	50	213	23.5	5th
1994-95	24	11	94	11.7	26th
1993-94	42	28	209	13.4	26th
1992-93	42	38	240	15.8	22nd

PENALTY KILL HOME

YEAR	GAMES	G	ATT	PCT	RANK
2014-15	41	17	124	86.3	2nd
2013-14	41	24	134	82.1	18th
2012-13	24	14	77	81.8	19th
2011-12	41	29	134	78.4	28th
2010-11	41	24	153	84.3	T-8th
2009-10	41	29	169	82.8	T-16th
2008-09	41	40	199	79.9	22nd
2007-08	41	28	156	82.1	19th
2006-07	41	27	137	80.3	T-24th
2005-06	41	32	193	83.4	16th
2004-05		Did Not Play			
2003-04	41	22	146	84.9	17th
2002-03	41	25	153	83.7	16th
2001-02	41	20	131	84.7	T-16th
2000-01	41	30	205	85.4	T-12th
1999-00	41	45	204	77.9	28th
1998-99	41	29	183	84.2	20th
1997-98	41	43	212	79.7	25th
1996-97	41	23	188	87.8	2nd
1995-96	41	35	217	83.9	12th
1994-95	24	14	109	87.2	3rd
1993-94	42	28	159	82.4	12th
1992-93	42	42	184	77.2	22nd

PENALTY MINUTES

YEAR	GAMES	MINUTES	AVERAGE
2014-15	82	788	9.6
2013-14	82	844	10.3
2012-13	48	577	12.0
2011-12	82	865	10.5
2010-11	82	905	11.0
2009-10	82	1357	16.8
2008-09	82	1306	15.9
2007-08	82	1040	12.7
2006-07	82	891	10.9
2005-06	82	959	11.7
2004-05		Did Not Play	
2003-04	82	951	12.0
2002-03	82	1079	13.2
2001-02	82	1072	13.1
2000-01	82	1404	17.1
1999-00	82	1733	21.1
1998-99	82	1316	16.0
1997-98	82	1823	22.2
1996-97	82	1686	20.6
1995-96	82	1628	19.9
1994-95	48	1040	21.7
1993-94	84	1579	18.8
1992-93	84	1625	19.3

POWER PLAY AWAY

YEAR	GAMES	G	ATT	PCT	RANK
2014-15	41	21	142	14.8	25th
2013-14	41	23	130	17.7	13th
2012-13	24	9	72	12.5	T-23rd
2011-12	41	19	137	13.9	T-21st
2010-11	41	29	158	18.4	9th
2009-10	41	32	164	19.5	8th
2008-09	41	32	164	19.5	12th
2007-08	41	22	133	16.5	T-22nd
2006-07	41	35	188	18.6	9th
2005-06	41	42	247	17.0	13th
2004-05		Did Not Play			
2003-04	41	26	157	16.5	10th
2002-03	41	30	173	17.3	12th
2001-02	41	19	142	13.4	22nd
2000-01	41	23	210	11.0	T-27th
1999-00	41	21	176	11.9	26th
1998-99	41	19	150	12.7	20th
1997-98	41	14	171	8.2	25th
1996-97	41	19	154	12.3	23rd
1995-96	41	33	187	17.6	9th
1994-95	24	14	83	16.9	11th
1993-94	42	29	179	16.2	15th
1992-93	42	36	184	19.6	11th

PENALTY KILL AWAY

YEAR	GAMES	G	ATT	PCT	RANK
2014-15	41	25	133	81.2	14th
2013-14	41	28	136	79.4	23rd
2012-13	41	16	78	79.5	16th
2011-12	41	30	150	80.0	T-18th
2010-11	41	25	149	83.2	11th
2009-10	41	38	167	77.2	25th
2008-09	41	49	206	76.2	30th
2007-08	41	28	156	82.1	16th
2006-07	41	39	168	76.8	27th
2005-06	41	40	197	79.7	24th
2004-05		Did Not Play			
2003-04	41	20	132	84.8	7th
2002-03	41	30	163	81.6	23rd
2001-02	41	20	142	85.9	7th
2000-01	41	42	217	80.6	23rd
1999-00	41	32	195	83.6	15th
1998-99	41	39	204	80.9	22nd
1997-98	41	29	198	85.4	11th
1996-97	41	32	173	81.5	18th
1995-96	41	33	222	85.1	2nd
1994-95	24	18	96	81.3	14th
1993-94	42	30	176	83.0	5th
1992-93	42	59	211	72.0	24th

SEASON LEADERS

SEASON	GOALS	ASSISTS	POINTS	PIM	SHOTS
2014-15	Stamkos 43	Palat 47	Stamkos 72 Johnny 72	Morrow 64	Stamkos 268
2013-14	Stamkos 25 Filppula 25	Hedman 42	Palat 61	Gudas 152	Johnson 181
2012-13	Stamkos 29	St. Louis 43	St. Louis 60	Crombeen 112	Stamkos 157
2011-12	Stamkos 60	St. Louis 49	Stamkos 97	Malone 82	Stamkos 303
2010-11	Stamkos 45	St. Louis 68	St. Louis 99	Downie 171	Stamkos 272
2009-10	Stamkos 51	St. Louis 65	Stamkos 95	Konopka 265	Stamkos 297
2008-09	St. Louis 30	St. Louis 50	St. Louis 80	Artyukhin 151	Lecavalier 291
2007-08	Lecavalier 40	Lecavalier 58	Lecavalier 92	O'Brien 154	Lecavalier 318
2006-07	Lecavalier 52	St. Louis 59	Lecavalier 108	Roy 116	Lecavalier 339
2005-06	Lecavalier 35	Richards 68	Richards 91	Kubina 96	Lecavalier 309
2004-05		Did Not Play			
2003-04	St. Louis 38	St. Louis 56	St. Louis 94	Dingman 140	Richards 244
2002-03	Lecavalier 33	Richards 57	Prospal 79	Roy 119	Richards 277
2001-02	Andreychuk 21	Richards 42	Richards 62	Andreychuk 109	Richards 251
2000-01	Modin 32	Richards 41	Richards 62	Sarich 106	Modin 217
1999-00	Lecavalier 25	Lecavalier 42	Lecavalier 67	Svoboda 170	Lecavalier 166
1998-99	D. Tucker 21	Gratton 26	D. Tucker 43	D. Tucker 176	Gratton 181
1997-98	Renberg 16	Ysebaert 27	Ciccone 40	Ciccone 175	Selivanov 206
1996-97	Selivanov 16	Ciccarelli 35	Cullen 37	Gratton 62	Hamrik 238
1995-96	Selivanov 31	Bradley 56	Bradley 79	Petit 135	Hamrik 281
1994-95	Bradley 13	Bradley 27	Bradley 40	Ciccone 225	Hamrik 134
1993-94	Klima 13				
1992-93	Klima 28	Bradley 40	Bradley 64	Ciccone 226	Savard 181
1991-92	Bradley 42	Bradley 44	Bradley		

ALL-TIME RECORDS

ALL-TIME SCORING

PLAYER	TP	PLAYER	TP	PLAYER	TP	PLAYER	TP	PLAYER	TP
Martin St. Louis	953	Pavel Kubina	243	John Tucker	131	Paul Ranger	92	Nate Thompson	75
Vincent Lecavalier	874	Teddy Purcell	203	Dave Andreychuk	129	Darcy Tucker	91	Filip Kuba	68
Steven Stamkos	498	Ryan Malone	201	Tyler Johnson	128	Shawn Chambers	87	Shawn Burr	65
Brad Richards	489	Rob Zamuner	200	Ondrej Palat	126	Cory Sarich	85	Stephane J.J. Richer	65
Vaclav Prospal	371	Roman Hamrlik	185	Mikael Andersson	123	Nikita Kucherov	83	Ryan Craig	63
Brian Bradley	300	Victor Hedman	182	Steve Downie	112	Cory Stillman	80	Denis Savard	63
Fredrik Modin	286	Alex Selivanov	155	Dou Ysebaert	108	Dino Ciccarelli	77	Tim Taylor	61
Chris Gratton	259	Ruslan Fedotenko	144	John Cullen	105	Ben Clymer	76		
Dan Boyle	253	Peter Klima	133	Alex Killorn	98	Danton Cole	76		

ALL-TIME GOALTENDING

PLAYER	YEARS	GP	MIN	GAA	W	L	OTL	SO	GA	SA	SPCT
Riku Helenius	2008-09	1	7	0.00	0	0	0	0	0	2	1,000
Kristers Gudleviskis	2013-14	1	60	2.00	1	0	0	0	2	38	947
Nikolai Khabibulin	2000-01/03-04	182	11,080	2.39	83	74	28	14	442	5,157	914
Cedrick Desjardins	2010-11/13-14	6	298	2.41	2	4	0	0	12	149	919
Ben Bishop	2012-13/14-15	134	7,607	2.51	80	31	13	10	294	3,680	919
Andrei Vasilevskiy	2014-15	16	864	2.36	7	5	1	1	34	415	918
John Grahame	2002-03/05-06	103	5,754	2.64	53	36	5	8	253	2,538	900
Daren Pappa	1993-94/99-00	206	11,576	2.68	77	91	26	12	518	5,477	905
Rick Tabaracci	1996-97	55	3,012	2.75	20	25	6	4	138	1,415	902
Sean Burke	2005-06	35	1,713	2.80	14	10	0	2	80	764	895
Mike Smith	2007-08/10-11	118	6,720	2.85	43	52	17	0	319	3,361	905
Mathieu Garon	2011-12/12-13	66	3,394	2.86	28	25	6	1	162	1,618	900
Antero Niittymaki	2009-10	49	1,657	2.87	21	18	5	1	127	1,388	909
Anders Lindback	2012-13/13-14	47	2,606	2.90	18	22	3	1	126	1,222	897
Dan Ellis	2010-11	31	1,679	2.93	13	7	6	2	82	741	889
Johan Holmqvist	2006-07/07-08	93	5,017	2.93	47	31	9	3	245	2,263	892
Evgeni Nabokov	2014-15	11	553	3.15	3	6	2	10	29	245	882
Evgeny Konstantinov	2000-01/02-03	2	20	3.00	0	0	0	0	1	6	833
Kevin Weekes	2000-01/01-02	80	4,207	3.09	23	42	3	6	217	2,252	904
Sebastien Caron	2011-12	3	135	3.11	1	1	0	0	7	57	877
Dwayne Roloson	2010-11/11-12	74	4,091	3.12	31	28	7	5	213	2,093	898
Mark Fitzpatrick	1997-98	34	1,938	3.16	7	24	1	1	102	975	895
Corey Schwab	1996-97/98-99	87	4,429	3.25	21	46	5	3	240	2,241	893
Kevin Hodson	1998-00/02-03	36	1,290	3.25	4	11	6	0	70	546	872
Jeff Reese	1995-96	19	994	3.26	7	7	1	0	54	484	884
Marc Denis	2006-07/07-08	54	2,768	3.32	18	23	2	1	153	1,267	879
Karri Ramo	2006-07/08-09	48	2,650	3.35	11	21	10	0	148	1,411	895
Wendell Young	1992-93/93-94	40	2,071	3.39	9	22	3	1	117	969	879
Dan Cloutier	1999-00/00-01	76	3,497	3.50	12	43	6	1	204	1,799	887
Dustin Tokarski	2009-10/11-12	7	288	3.54	1	3	1	0	17	132	871
Mike McKenna	2008-09	15	776	3.56	7	8	1	1	46	406	887
J.C. Bergeron	1992-93/95-96	53	2,775	3.65	14	26	5	1	169	1,267	867
Derek Wilkinson	1995-96/98-99	22	933	3.66	3	12	3	0	57	454	874
Olaf Kolzig	2008-09	8	410	3.66	2	4	1	0	25	245	898
Rich Parent	1999-00	14	698	3.70	2	7	1	0	43	353	878
Zac Bierk	1997-98/99-00	26	1,001	3.78	5	9	2	0	63	539	883
Dieter Kochan	1999-00/01-02	20	789	3.88	1	10	1	0	51	378	865
Bill Ranford	1998-99	32	1,568	3.90	3	18	3	1	102	858	881
Pat Jablonski	1992-93/93-94	58	3,102	3.94	13	30	7	1	204	1,568	870
Wade Flaherty	2000-01	2	118	4.06	0	2	0	0	8	55	854
David Littman	1992-93	1	45	9.33	0	1	0	0	7	21	667

ALL-TIME LEADERS

GAMES PLAYED			GOALS			ASSISTS			PENALTY MINUTES		
RANK	PLAYER	GP	RANK	PLAYER	G	RANK	PLAYER	A	RANK	PLAYER	PIM
1.	Vincent Lecavalier	1,037	1.	Vincent Lecavalier	383	1.	Martin St. Louis	588	1.	Chris Gratton	828
2.	Martin St. Louis	972	2.	Martin St. Louis	365	2.	Vincent Lecavalier	491	2.	Pavel Kubina	784
3.	Pavel Kubina	662	3.	Steven Stamkos	276	3.	Brad Richards	339	3.	Vincent Lecavalier	746
4.	Brad Richards	552	4.	Brad Richards	150	4.	Vaclav Prospal	244	4.	Enrico Ciccone	604
5.	Steven Stamkos	492	5.	Fredrik Modin	145	5.	Steven Stamkos	222	5.	Cory Sarich	554
6.	Cory Sarich	490	6.	Vaclav Prospal	127	6.	Brian Bradley	189	6.	Steve Downie	554
7.	Chris Gratton	482	7.	Brian Bradley	111	7.	Dan Boyle	187	7.	Andre Roy	484
8.	Rob Zamuner	475	8.	Chris Gratton	98	8.	Pavel Kubina	171	8.	Roman Hamrlik	474
9.	Vaclav Prospal	468	9.	Ryan Malone	92	9.	Chris Gratton	161	9.	Rudy Poeschek	418
10.	Fredrik Modin	445	10.	Rob Zamuner	84	10.	Victor Hedman	143	10.	Jassen Cullimore	396

POWER-PLAY GOALS			GAME-WINNING GOALS			SHORT-HANDED GOALS		
RANK	PLAYER	PPG	RANK	PLAYER	GWG	RANK	PLAYER	SHG
1.	Vincent Lecavalier	112	1.	Martin St. Louis	64	1.	Martin St. Louis	28
2.	Martin St. Louis	96	2.	Vincent Lecavalier	60	2.	Rob Zamuner	14
3.	Steven Stamkos	94	3.	Steven Stamkos	39	3.	Vincent Lecavalier	13
4.	Brad Richards	49	4.	Fredrik Modin	23	4.	Mikael Andersson	7
5.	Vaclav Prospal	44	5.	Brad Richards	18	5.	Brad Richards	7
6.	Dave Andreychuk	38	6.	Pavel Kubina	18	6.	Pavel Kubina	5
7.	Brian Bradley	37	7.	Brian Bradley	16	7.	Mike Sillinger	5
8.	Pavel Kubina	33	8.	Ruslan Fedotenko	16	8.	Tyler Johnson	5
9.	Fredrik Modin	32	9.	Vaclav Prospal	16	9.	Marc Bureau	4
10.	Dan Boyle	31	10.	Rob Zamuner	15	10.	Fredrik Modin	3
				Alex Selivanov	15		Patrick Poulin	3

GOALTENDING

GAMES PLAYED			MINUTES			GOAL-AGAINST AVERAGE			WINS		
RANK	PLAYER	GP	RANK	PLAYER	MIN	RANK	PLAYER	GAA	RANK	PLAYER	W
1.	Daren Pappa	206	1.	Daren Pappa	11,576	1.	Nikolai Khabibulin	2.39	1.	Nikolai Khabibulin	83
2.	Nikolai Khabibulin	192	2.	Nikolai Khabibulin	11,080	2.	Ben Bishop	2.51	2.	Ben Bishop	80
3.	Ben Bishop	134	3.	Ben Bishop	7,607	3.	John Grahame	2.64	3.	Daren Pappa	77
4.	Mike Smith	118	4.	Mike Smith	6,720	4.	Daren Pappa	2.68	4.	John Grahame	57
5.	John Grahame	103	5.	John Grahame	5,754	5.	Rick Tabaracci	2.75	5.	Johan Holmqvist	47

* Minimum 50 Games

SHUTOUTS			SAVES		
RANK	PLAYER	SO	RANK	PLAYER	SV
1.	Nikolai Khabibulin	14	1.	Daren Pappa	4,959
2.	Daren Pappa	12	2.	Nikolai Khabibulin	4,715
3.	Ben Bishop	10	3.	Ben Bishop	3,386
4.	John Grahame	8	4.	Mike Smith	3,042
5.	Kevin Weekes	6	5.	John Grahame	2,285

SINGLE-SEASON LEADERS

GAMES PLAYED			POINTS			GOALS			ASSISTS		
RANK	PLAYER	GP	RANK	PLAYER	TP	RANK	PLAYER	G	RANK	PLAYER	A
1.	Chris Gratton (1993-94)	84	1.	Vincent Lecavalier (2006-07)	108	1.	Steven Stamkos (2011-12)	60	1.	Brad Richards (2005-06)	68
2.	Rob Zamuner (1992-93)	84	2.	Martin St. Louis (2006-07)	102	2.	Vincent Lecavalier (2006-07)	52	2.	Martin St. Louis (2010-11)	68
3.	Adam Creighton (1992-93)	83	3.	Martin St. Louis (2010-11)	99	3.	Steven Stamkos (2009-10)	51	3.	Martin St. Louis (2009-10)	65
			4.	Steven Stamkos (2011-12)	97	4.	Steven Stamkos (2010-11)	45	4.	Martin St. Louis (2007-07)	59
			5.	Steven Stamkos (2009-10)	95	5.	Martin St. Louis (2006-07)	43	5.	Martin St. Louis (2007-08)	58
			6.	Martin St. Louis (2003-04)	94	6.	Steven Stamkos (2014-15)	43	6.	Brad Richards (2002-03)	57
			7.	Martin St. Louis (2009-10)	94	7.	Brian Bradley (1992-93)	42	7.	Vaclav Prospal (2002-03)	57
			8.	Vincent Lecavalier (2007-08)	92	8.	Vincent Lecavalier (2007-08)	40	8.	Brian Bradley (1995-96)	56
			9.	Brad Richards (2005-06)	91	9.	Martin St. Louis (2003-04)	38	9.	Martin St. Louis (2003-04)	56
			10.	Vincent Lecavalier (2005-06)	91	10.	Vincent Lecavalier (2005-06)	35	10.	Vincent Lecavalier (2006-07)	56
							Dino Ciccarelli (1996-97)	35			

PENALTY MINUTES			POWER-PLAY GOALS			SHORT-HANDED GOALS		
RANK	PLAYER	PIM	RANK	PLAYER	PPG	RANK	PLAYER	SHG
1.	Zenon Konopka (2009-10)	265	1.	Steven Stamkos (2009-10)	24	1.	Martin St. Louis (2003-04)	8
2.	Enrico Ciccone (1993-96)	258	2.	Steven Stamkos (2010-11)	17	2.	Tyler Johnson (2013-14)	5
3.	Enrico Ciccone (1994-95)	225	3.	Brian Bradley (1992-93)	16		Vincent Lecavalier (2006-07)	5
4.	Steve Downie (2009-10)	208	4.	Vincent Lecavalier (2006-07)	16		Martin St. Louis (2006-07)	5
5.	Chris Gratton (1996-97)	201	5.	Dave Andreychuk (2002-03)	15	5.	Brad Richards (2005-06)	4
6.	Darcy Tucker (1998-99)	176	6.					

LAST TRADE WITH

ANAHEIM DUCKS: November 28, 2014 - Acquired a 2015 third-round draft pick (LW Dennis Yan) in exchange for D Eric Brewer

ARIZONA COYOTES: June 29, 2014 - Acquired a 2015 sixth-round draft pick (G Kristian Oldham) in exchange for C Sam Gagner and RW B.J. Crombeen

BOSTON BRUINS: March 2, 2015 - Acquired a 2015 second-round draft pick (D Matthew Spencer) and a 2016 second-round draft pick in exchange for RW Brett Connolly

BUFFALO SABRES: June 25, 2000 - Acquired a 2001 seventh-round draft pick (traded to Ottawa) and a 2001 ninth-round draft pick (LW Ilya Solarev) in exchange for a 2000 seventh-round draft pick

CALGARY FLAMES: January 6, 2012 - Acquired D Brendan Mikkelsen in exchange for C Blair Jones

CAROLINA HURRICANES: April 2, 2013 - Acquired RW Adam Hall and a 2013 seventh-round draft pick (RW Joel Vermin) in exchange for D Marc-Andre Bergeron

CHICAGO BLACKHAWKS: April 2, 2013 - Acquired LW Philippe Paradis in exchange for D Kirill Gotovets

COLORADO AVALANCHE: February 21, 2012 - Acquired D Kyle Quincey in exchange for RW Steve Downie

COLUMBUS BLUE JACKETS: March 5, 2014 - Acquired C Jonathan Marchessault and LW Dalton Smith in exchange for C Dana Tyrell and D Matt Taormina

DALLAS STARS: November 30, 2008 - Acquired RW Lauri Tukonen in exchange for D Andrew Hutchinson

DETROIT RED WINGS: February 27, 2012 - Acquired D Mike Commodore in exchange for a conditional 2013 seventh-round draft pick

EDMONTON OILERS: June 27, 2015 - Acquired a 2016 seventh-round draft pick in exchange for a 2015 seventh-round draft pick

FLORIDA PANTHERS: January 21, 2013 - Acquired LW J.F. Jacques in exchange for future considerations

LOS ANGELES KINGS: March 3, 2010 - Acquired RW Teddy Purcell and a 2010 third-round draft pick (D Brock Beukeboom) in exchange for C Jeff Halpern

MINNESOTA WILD: June 28, 2014 - Acquired a 2014 third-round draft pick (C Brayden Point) in exchange for a 2014 third-round draft pick and a 2015 seventh-round draft pick

MONTREAL CANADIENS: February 14, 2013 - Acquired G Cedrick Desjardins in exchange for G Dustin Tokarski

NASHVILLE PREDATORS: June 15, 2012 - Acquired G Anders Lindback, C Kyle Wilson, and a 2012 seventh-round draft pick (LW Nikita Gusev) in exchange for G Sebastien Caron, two 2012 second-round draft picks, and a 2013 third-round draft pick

NEW JERSEY DEVILS: November 9, 2001 - Acquired D Josef Boumedienne, D Sascha Goc, and the rights to LW Anton But in exchange for D Andrei Zyuzin

NEW YORK ISLANDERS: June 26, 2015 - Acquired a 2015 second-round draft pick (C Mitchell Stephens) and a 2015 third-round draft pick (C Anthony Cirelli) in exchange for a 2015 first-round draft pick

NEW YORK RANGERS: June 1, 2015 - Acquired D Daniel Walcott in exchange for a 2015 seventh-round draft pick

OTTAWA SENATORS: April 3, 2013 - Acquired G Ben Bishop in exchange for C Cory Conacher and a 2013 fourth-round draft pick

PHILADELPHIA FLYERS: March 2, 2015 - Acquired D Braydon Coburn in exchange for D Radko Gudas, a 2015 first-round draft pick, and a 2015 third-round draft pick

PITTSBURGH PENGUINS: June 28, 2008 - Acquired the rights to LW Ryan Malone and LW Gary Roberts in exchange for a conditional 2009 third-round draft pick

SAN JOSE SHARKS: February 9, 2015 - Traded G Evgeni Nabokov in exchange for future considerations

ST. LOUIS BLUES: July 10, 2012 - Acquired RW B.J. Crombeen and a 2014 fifth-round draft pick (traded to NY Rangers) in exchange for a 2013 fourth-round draft pick and a 2014 fourth-round draft pick

TORONTO MAPLE LEAFS: February 6, 2015 - Acquired RW Carter Ashton and LW David Broll in exchange for a conditional 2016 seventh-round draft pick

VANCOUVER CANUCKS: June 27, 2014 - Acquired D Jason Garrison, the rights to LW Jeff Costello, and a 2015 seventh-round draft pick (traded to Minnesota) in exchange for a 2014 second-round draft pick

WASHINGTON CAPITALS: June 23, 2001 - Acquired a 2001 second-round draft pick (D Andreas Holmqvist) in exchange for a 2002 second-round draft pick

WINNIPEG JETS: January 31, 2007 - Acquired RW Kyle Wanvig and RW Stephen Baby in exchange for D Andy Delmore and C Andre Deveaux

RECORD VS. OPPONENTS

OVERALL

TEAM	GP	W	L	T/OT	PTS	GF	GA	PCT
Los Angeles	31	17	10	4	38	82	69	.613
Columbus	19	11	7	1	23	45	39	.605
Winnipeg^	82	42	28	12	96	258	228	.585
Calgary	30	16	12	2	34	91	97	.567
Arizona++	33	18	14	1	37	106	92	.560
Carolina*	112	52	45	15	119	335	321	.531
Montreal	86	39	34	13	91	214	225	.529
NY Islanders	88	42	37	9	93	237	257	.529
Nashville	20	9	8	3	21	57	54	.525
Anaheim	28	12	11	5	29	69	75	.518
Chicago	36	15	14	7	37	94	106	.514
NY Rangers	89	41	39	9	91	267	280	.511
Florida	117	49	47	21	119	319	360	.509
San Jose	34	15	16	2	32	98	113	.500
Philadelphia	85	35	39	11	81	240	260	.476
Colorado+	37	14	16	7	35	96	122	.473
Pittsburgh	83	33	42	8	74	226	270	.446
Vancouver	28	10	13	5	25	82	104	.446
Ottawa	86	32	44	10	74	221	301	.430
Buffalo	86	30	44	12	72	219	265	.419
Edmonton	31	11	16	4	26	82	91	.419
Toronto	80	29	43	8	66	207	264	.413
St. Louis	35	11	18	6	28	96	124	.400
Dallas**	34	11	18	5	27	84	106	.397
Minnesota	18	6	10	2	14	40	54	.389
Washington	116	38	64	14	90	304	400	.388
New Jersey	88	27	47	14	68	200	284	.386
Boston	85	22	47	16	60	218	288	.353
Detroit	41	12	26	3	27	103	152	.329

HOME

TEAM	GP	W	L	T/OTL	PTS	PCT
Columbus	10	8	2	0	16	.800
Winnipeg^	41	26	10	5	57	.695
Colorado+	18	11	4	3	25	.694
Chicago	17	9	4	4	22	.647
Carolina*	55	32	19	4	68	.618
NY Islanders	44	24	14	6	54	.614
Vancouver	14	7	5	2	16	.571
Florida	59	28	20	11	67	.568
Calgary	15	8	6	1	17	.567
Arizona++	15	8	6	1	17	.567
Minnesota	9	4	3	2	10	.566
Nashville	9	4	3	2	10	.556
NY Rangers	43	21	17	5	47	.547
Montreal	44	19	15	10	48	.546
Pittsburgh	41	21	18	2	44	.537
Anaheim	14	7	6	1	15	.536
Los Angeles	15	7	6	2	16	.533
Edmonton	16	7	6	3	17	.531
San Jose	18	9	8	1	19	.528
St. Louis	19	8	7	4	20	.526
Boston	42	18	18	6	42	.500
Philadelphia	43	20	20	3	47	.500
Ottawa	44	19	20	5	43	.489
New Jersey	43	15	20	8	38	.442
Detroit	21	8	11	2	18	.439
Toronto	40	16	21	3	35	.438
Washington	58	23	31	4	50	.431
Buffalo	44	14	23	7	35	.398
Dallas**	18	4	11	3	11	.306

AWAY

TEAM	GP	W	L	T/OTL	PTS	PCT
Los Angeles	16	10	4	2	22	.688
Calgary	15	8	6	1	17	.567
Arizona++	18	10	8	0	20	.556
Montreal	42	20	19	3	43	.512
Anaheim	14	5	5	4	14	.500
Dallas**	16	7	7	2	16	.500
Nashville	11	5	5	1	11	.500
NY Rangers	46	20	22	4	44	.478
Winnipeg^	41	16	18	7	39	.476
San Jose	16	7	8	1	15	.469
Philadelphia	42	15	19	8	38	.452
Florida	58	21	27	10	52	.448
Carolina*	57	20	26	11	51	.447
NY Islanders	44	18	23	3	39	.444
Buffalo	42	16	21	5	37	.440
Chicago	19	6	10	3	15	.395
Columbus	9	3	5	1	7	.389
Toronto	40	13	22	5	31	.388
Ottawa	42	13	24	5	31	.369
Pittsburgh	42	12	24	6	30	.357
Washington	58	15	33	10	40	.345
New Jersey	45	12	27	6	30	.333
Vancouver	14	3	8	3	9	.321
Edmonton	15	4	10	1	9	.300
Colorado+	19	3	12	4	10	.263
St. Louis	16	3	11	2	8	.250
Detroit	20	4	15	1	9	.225
Minnesota	9	2	7	0	4	.222
Boston	43	4	29	10	18	.209

* Includes games against Hartford (1992-97)

+ Includes games against Quebec (1992-95)

^ Includes games against Atlanta (1999-2011)

** Includes games against Minnesota (1992-93)

++ Includes games against Winnipeg (1992-96)

OVERTIME / SHOOTOUT

WINS

DATE	OPPONENT	WINNING GOAL SCORER	TIME	SCORE
1992-93				
1. 11/7/92	at NY Islanders	Doug Crossman	1:16	6-5
2. 12/16/92	at San Jose	John Tucker	2:53	5-4
3. 3/25/93	at Ottawa	Mikael Andersson	0:36	3-2
1993-94				
4. 1/16/94	at Winnipeg	Mikael Andersson	0:09	3-2
5. 1/19/94	vs. NY Islanders	Chris Gratton	4:20	4-3
6. 3/30/94	at Buffalo	Brian Bradley	3:52	3-2
1994-95				
7. 3/2/95	at Ottawa	Brian Bradley	3:55	3-2
8. 3/27/95	vs. Montreal	Petr Klima	2:23	3-2
1995-96				
9. 11/18/95	vs. Vancouver	Petr Klima	2:06	5-4
10. 2/21/96	at Toronto	Brian Bellows	1:42	3-2
11. 2/23/96	at NY Islanders	Rob Zamuner	4:45	3-2
1996-97				
12. 10/5/96	at Pittsburgh	Shawn Burr	1:37	4-3
13. 1/21/97	vs. Colorado	Bill Houlder	2:02	3-2
14. 3/9/97	vs. Calgary	Rob Zamuner	2:20	2-1
15. 3/21/97	at Calgary	Jeff Toms	2:46	4-3
1998-99				
16. 12/12/98	at NY Islanders	Benoit Hogue	4:12	2-1
2000-01				
17. 11/3/00	vs. NY Islanders	Craig Miller	2:46	4-3
18. 3/6/01	vs. San Jose	Brad Richards	4:02	2-1
2001-02				
19. 11/10/01	vs. Pittsburgh	Vaclav Prospal	4:29	3-2
20. 12/21/01	vs. St. Louis	Vincent Lecavalier	3:29	4-3
21. 1/15/02	at New Jersey	Zdeno Ciger	1:25	5-4
22. 4/14/02	at Florida	Vincent Lecavalier	0:17	3-2
2002-03				
23. 10/10/02	at Florida	Vaclav Prospal	3:34	4-3
24. 11/17/02	at Carolina	Cory Sarich	3:45	2-1
2003-04				
25. 10/21/03	vs. Atlanta	Pavel Kubina	3:28	3-2
26. 12/18/03	at Philadelphia	Martin St. Louis	2:03	5-4
27. 1/11/04	at NY Rangers	Jassen Cullimore	2:03	2-1
28. 3/5/04	vs. New Jersey	Dave Andreychuk	2:17	3-2
2004-05				
Did Not Play				
2005-06				
29. 11/23/05	at Washington	Vaclav Prospal	Shootout	4-3
30. 12/2/05	vs. Chicago	Brad Richards	Shootout	3-2
31. 12/26/05	vs. Carolina	Dan Boyle	4:26	5-4
32. 1/3/06	at NY Rangers	Vaclav Prospal	3:47	1-0
33. 1/26/06	vs. New Jersey	Ruslan Fedotenko	2:22	1-0
34. 1/31/06	vs. Toronto	Vincent Lecavalier	Shootout	3-2
35. 2/6/06	at NY Islanders	Vincent Lecavalier	4:05	3-2
36. 3/7/06	at Pittsburgh	Brad Richards	Shootout	5-4
37. 3/23/06	vs. Washington	Pavel Kubina	0:37	4-3
38. 3/25/06	vs. NY Rangers	Brad Richards	Shootout	4-3
39. 4/6/06	vs. Atlanta	Brad Richards	Shootout	3-2
40. 4/15/06	vs. Carolina	Martin St. Louis	4:49	3-2
2006-07				
41. 10/5/06	at Atlanta	Vincent Lecavalier	Shootout	3-2
42. 11/8/06	at Pittsburgh	Vincent Lecavalier	2:41	4-3
43. 11/17/06	vs. NY Islanders	Dmitry Afanasev	Shootout	3-2
44. 11/24/06	vs. Atlanta	Martin St. Louis	2:25	3-2
45. 1/7/07	at Pittsburgh	Martin St. Louis	Shootout	3-2
46. 1/18/07	at New Jersey	Brad Richards	Shootout	3-2
47. 1/20/07	at Carolina	Vaclav Prospal	Shootout	6-5
48. 1/30/07	at Philadelphia	Vincent Lecavalier	Shootout	4-3
49. 2/6/07	vs. Los Angeles	Brad Richards	Shootout	3-2
50. 2/15/07	vs. Washington	Martin St. Louis	Shootout	3-2
51. 2/20/07	vs. Florida	Martin St. Louis	Shootout	3-2
52. 2/22/07	at Atlanta	Martin St. Louis	3:44	5-4
53. 3/1/07	at Washington	Nick Tarnasky	Shootout	5-4
54. 3/10/07	at Calgary	Dan Boyle	2:59	3-2
55. 3/20/07	vs. NY Islanders	Filip Kuba	0:55	4-3

DATE	OPPONENT	WINNING GOAL SCORER	TIME	SCORE
2007-08				
56. 12/4/07	vs. Ottawa	Vaclav Prospal	Shootout	4-3
57. 12/11/07	at Montreal	Brad Richards	Shootout	3-2
58. 2/7/08	at Nashville	Vaclav Prospal	0:58	2-1
59. 2/29/08	vs. Toronto	Dan Boyle	2:02	3-2
2008-09				
60. 10/21/08	vs. Atlanta	Vincent Lecavalier	1:41	3-2
61. 11/1/08	vs. Ottawa	Evgeny Artyukhin	Shootout	4-3
62. 12/26/08	at Florida	Ryan Malone	Shootout	3-2
63. 3/14/09	at Florida	Steven Stamkos	Shootout	4-3
64. 3/24/09	vs. Columbus	Martin St. Louis	3:04	2-1
2009-10				
65. 11/3/09	at Toronto	Ryan Malone	2:21	2-1
66. 11/12/09	vs. Minnesota	Vincent Lecavalier	Shootout	4-3
67. 11/22/09	at Atlanta	Steven Stamkos	2:56	4-3
68. 1/21/10	vs. Toronto	Martin St. Louis	4:50	3-2
69. 1/23/10	vs. Atlanta	Jeff Halpern	Shootout	2-1
70. 2/6/10	vs. Calgary	Andrej Meszaros	1:58	2-1
71. 3/23/10	vs. Carolina	Martin St. Louis	0:29	3-2
72. 4/8/10	vs. Ottawa	Teddy Purcell	Shootout	4-3
73. 4/10/10	vs. Florida	Steven Stamkos	Shootout	4-3
2010-11				
74. 10/13/10	at Montreal	Ryan Malone	4:09	4-3
75. 11/30/10	at Toronto	Simon Gagne	1:15	4-3
76. 12/11/10	at Vancouver	Steven Stamkos	0:34	5-4
77. 12/15/10	vs. Atlanta	Victor Hedman	Shootout	2-1
78. 12/23/10	at NY Rangers	Ryan Malone	Shootout	4-3
79. 12/26/10	at Atlanta	Vincent Lecavalier	1:13	3-2
80. 1/1/11	vs. NY Rangers	Nate Thompson	0:19	2-1
81. 1/4/11	at Washington	Martin St. Louis	2:54	1-0
82. 1/18/11	vs. Columbus	Ryan Malone	Shootout	3-2
83. 1/20/11	at Atlanta	Dominic Moore	Shootout	3-2
84. 1/21/11	at Florida	Dominic Moore	Shootout	2-1
85. 2/6/11	vs. St. Louis	Vincent Lecavalier	4:53	4-3
86. 2/12/11	vs. Carolina	Marc-Andre Bergeron	1:32	4-3
87. 3/9/11	vs. Chicago	Martin St. Louis	Shootout	4-3
2011-12				
88. 11/4/11	vs. Chicago	Vincent Lecavalier	4:06	5-4
89. 11/6/11	at Florida	Dominic Moore	Shootout	4-3
90. 11/9/11	vs. Philadelphia	Brett Connolly	2:30	2-1
91. 11/25/11	at NY Rangers	Steven Stamkos	2:29	2-1
92. 12/8/11	at NY Rangers	Dominic Moore	Shootout	3-2
93. 12/15/11	vs. Calgary	Steven Stamkos	0:30	5-4
94. 1/31/12	vs. Washington	Steven Stamkos	2:45	4-3
95. 2/16/12	vs. San Jose	Martin St. Louis	4:27	6-5
96. 3/2/12	vs. NY Rangers	Ryan Malone	1:58	4-3
97. 3/3/12	at Carolina	Steven Stamkos	2:41	4-3
98. 3/22/12	vs. Edmonton	Teddy Purcell	Shootout	3-2
99. 3/31/12	vs. Winnipeg	Steven Stamkos	0:45	3-2
100. 4/7/12	at Winnipeg	Teddy Purcell	1:08	4-3
2012-13				
101. 2/16/13	at Florida	Benoit Pouliot	1:19	6-5
102. 3/29/13	vs. New Jersey	Teddy Purcell	Shootout	5-4
2013-14				
103. 10/5/13	at Chicago	Valtteri Filppula	Shootout	1-0
104. 10/8/13	at Buffalo	Alex Killorn	1:50	3-2
105. 10/24/13	vs. Chicago	Martin St. Louis	1:16	6-5
106. 10/27/13	at Florida	Steven Stamkos	Shootout	4-3
107. 11/9/13	at Detroit	Teddy Purcell	3:51	3-2
108. 11/12/13	at Montreal	Valtteri Filppula	Shootout	2-1
109. 12/12/13	vs. Detroit	Martin St. Louis	Shootout	2-1
110. 12/17/13	at NY Islanders	Nikita Kucherov	Shootout	3-2
111. 12/21/13	vs. Carolina	Radko Gudas	2:16	3-2
112. 1/23/14	vs. Ottawa	Nikita Kucherov	Shootout	4-3
113. 2/1/14	at Montreal	Nate Thompson	4:36	2-1
114. 3/27/14	vs. NY Islanders	Sami Salo	Shootout	3-2
115. 3/29/14	at Buffalo	Steven Stamkos	1:53	4-3
116. 4/13/14	at Washington	Matt Carle	Shootout	1-0
2014-15				
117. 10/9/14	vs. Florida	Victor Hedman	1:11	3-2
118. 10/21/14	at Calgary	Ondrej Palat	3:00	2-1
119. 11/9/14	at Detroit	Ryan Callahan	Shootout	4-3
120. 1/17/15	vs. Colorado	Ryan Callahan	Shootout	3-2
121. 3/10/15	at Montreal	Tyler Johnson	1:03	1-0
122. 4/9/15	at New Jersey	Tyler Johnson	1:22	4-3
123. 4/11/15	vs. Boston	Victor Hedman	Shootout	3-2

LOSSES

DATE	OPPONENT	WINNING GOAL SCORER	TIME	SCORE
1992-93				
1. 10/16/92	at Buffalo	Bob Sweeney	2:30	4-5
2. 11/27/92	at Calgary	Joel Otto	1:01	2-3
3. 11/28/92	at Edmonton	Craig Simpson	3:45	3-4
4. 3/16/93	vs. Hartford	Murray Craven	1:03	3-4
1993-94				
5. 10/30/93	at Florida	Dave Lowry	4:56	1-2
6. 11/27/93	vs. Philadelphia	Kevin Dineen	0:34	3-4
7. 3/3/94	vs. New Jersey	John MacLean	3:04	4-5
8. 3/22/94	at NY Islanders	Vladimir Malakhov	3:59	4-5
1994-95				
9. 3/4/95	at Hartford	Robert Kron	1:11	2-3
10. 3/24/95	vs. Boston	Fred Knipscheer	3:32	3-4
1995-96				
11. 11/10/95	vs. Edmonton	Jason Arnott	2:41	3-4
12. 11/16/95	vs. Toronto	Benoit Hogue	0:32	4-5
13. 2/10/96	vs. Detroit	Sergei Fedorov	0:52	2-3
1996-97				
14. 12/21/96	at Hartford	Robert Kron	2:11	5-6
15. 2/14/97	at Washington	Steve Konowalchuk	2:57	4-5
1997-98				
16. 1/21/98	vs. Washington	Kelly Miller	3:32	2-3
17. 3/16/98	at Boston	Steve Heinze	1:24	3-4
18. 3/25/98	vs. Montreal	Patrice Brisebois	2:34	1-2
1998-99				
19. 12/15/98	at Pittsburgh	Kevin Hatcher	3:17	2-3
20. 1/4/99	at Toronto	Fredrik Modin	1:54	4-5
1999-00				
21. 10/19/99	vs. Vancouver	Mark Messier	0:43	5-6
22. 11/28/99	vs. Buffalo	Michal Grosseck	2:26	2-3
23. 12/18/99	at NY Rangers	Theo Fleury	0:45	4-5
24. 1/8/00	at Calgary	Phil Housley	4:28	2-3
25. 2/3/00	vs. Montreal	Martin Rucinsky	0:31	1-2
26. 2/10/00	at NY Islanders	Tim Connolly	3:49	4-5
27. 3/8/00	at Philadelphia	Eric Desjardins	3:49	2-3
2000-01				
28. 10/31/00	at Carolina	Sandis Ozolinsh	2:35	5-6
29. 11/25/00	at Florida	Pavel Bure	2:47	1-2
30. 1/27/01	at Florida	Pavel Bure	0:59	2-3
31. 3/13/01	vs. Edmonton	Eric Brewer	1:17	4-5
32. 4/5/01	vs. NY Rangers	Manny Malhotra	3:23	3-4
2001-02				
33. 11/3/01	at Pittsburgh	Billy Tibbetts	1:51	1-2
34. 12/29/01	vs. Boston	Glen Murray	2:34	4-5
35. 2/26/02	vs. Detroit	Brendan Shanahan	2:55	3-4
36. 3/24/02	vs. Boston	Bill Guerin	4:35	3-4
2002-03				
37. 11/9/02	vs. Chicago	Igor Korolev	2:39	2-3
38. 12/3/02	at Toronto	Karel Pilar	3:48	3-4
39. 12/7/02	at Boston	Nick Boynton	3:11	2-3
40. 1/9/03	vs. Atlanta	Ilya Kovalchuk	4:44	2-3
41. 2/6/03	vs. Toronto	Nik Antropov	3:49	2-3
2003-04				
42. 11/6/03	vs. Los Angeles	Zigmund Palffy	4:52	0-1
43. 1/19/04	vs. Colorado	Milan Hejduk (ps)	0:59	4-5
44. 1/21/04	at Vancouver	Marcus Naslund	4:39	4-5
45. 2/19/04	at St. Louis	Doug Weight	1:06	3-4
46. 2/20/04	at Buffalo	Daniel Briere	3:01	3-4
47. 3/29/04	vs. Ottawa	Chris Phillips	4:00	4-5
2004-05				
Did Not Play				
2005-06				
48. 10/13/05	vs. Buffalo	Daniel Briere	Shootout	3-4
49. 10/16/05	at Washington	Petr Sykora	Shootout	2-3
50. 11/15/05	at Washington	Alexander Ovechkin	Shootout	3-4
51. 1/24/06	vs. Florida	Olli Jokinen	3:15	2-3
52. 3/20/06	at Florida	Olli Jokinen	3:16	5-6
53. 4/14/06	at Carolina	Matt Cullen	Shootout	4-5
2006-07				
54. 11/4/06	at Boston	Glen Murray	0:17	5-6
55. 11/30/06	at Boston	Phil Kessel	Shootout	3-4
56. 2/17/07	at Florida	Nathan Horton	0:29	4-5
57. 2/27/07	vs. Dallas	Ladislav Nagy	1:35	1-2

OVERTIME HISTORY

LIGHTNING OVERTIME SCORING LEADERS

PLAYER	G	A	PTS	PLAYER	G	A	PTS	PLAYER	G	A	PTS
M. St. Louis	10	11	21	D. Palat	1	1	2	R. Panik	0	1	1
V. Lecavalier	8	6	14	M. Lundin	0	2	2	S. Bergenheim	0	1	1
S. Stamkos	8	6	14	P. Ranger	0	2	2	R. Petiot	0	1	1
V. Prospal	4	4	8	M. Bergevin	0	2	2	J. Jokinen	0	1	1
P. Kubina	2	6	8	R. Hamrlik	0	2	2	E. Perrin	0	1	1
B. Richards	1	5	6	N. Pratt	0	2	2	B. Clymer	0	1	1
D. Boyle	3	2	5	A. Tanguay	0	2	2	F. Modin	0	1	1
B. Bradley	2	3	5	D. Moore	0	2	2	C. Cross	0	1	1
T. Purcell	2	3	5	S. Downie	0	2	2	J. Cullen	0	1	1
M. Bergeron	1	4	5	V. Filppula	0	2	2	M. Johnson	0	1	1
R. Malone	3	1	4	S. Gagne	1	0	1	A. Kharitonov	0	1	1
C. Gratton	1	3	4	F. Kuba	1	0	1	J. Lafreniere	0	1	1
V. Hedman	1	3	4	S. Burr	1	0	1	S. Necker	0	1	1
N. Thompson	2	1	3	Z. Ciger	1	0	1	P. Poulin	0	1	1
M. Andersson	2	1	3	D. Crossman	1	0	1	A. Selivanov	0	1	1
P. Klina	2	1	3	B. Hogue	1	0	1	T. Warriner	0	1	1
T. Johnson	2	1	3	R. Fedotenko	1	0	1	J. Wiemer	0	1	1
J. Tucker	1	2	3	B. Houlder	1	0	1	J. Ylonen	0	1	1
C. Sarich	1	2	3	C. Miller	1	0	1	P. Vesebaert	0	1	1
C. Stillman	0	3	3	J. Toms	1	0	1	T. Taylor	0	1	1
E. Brewer	0	3	3	J. Cullimore	1	0	1	M. Garon	0	1	1
R. Zamuner	2	0	2	B. Connolly	1	0	1	N. Kucherov	0	1	1
A. Meszaros	1	1	2	B. Pouliot	1	0	1	B. Bishop	0	1	1
D. Andreychuk	1	1	2	B. Lee	0	1	1	A. Killorn	0	1	1
B. Bellows	1	1	2	B. Clark	0	1	1	J. Garrison	0	1	1
R. Gudas	1	1	2	D. Ylark	0	1	1	B. Coburn	0	1	1
A. Killorn	1	1	2	T. Pyatt	0	1	1				

OVERTIME/SHOOTOUT RECORD

VS. NHL	OPPONENT	GP	W	L	T	PTS
	Anaheim	5	0	4	1	5
	Arizona	2	1	1	0	3
	Boston	17	0	8	9	17
	Buffalo	15	3	7	5	17
	Calgary	8	5	2	1	13
	Carolina	26	8	8	10	34
	Chicago	11	5	1	5	16
	Colorado	9	3	4	2	12
	Columbus	2	1	0	1	5
	Dallas	4	0	2	2	4
	Detroit	6	2	2	2	8
	Edmonton	7	1	4	2	8
	Florida	33	11	12	10	43
	Los Angeles	5	1	2	2	6
	Minnesota	4	1	1	2	5
	Montreal	19	5	8	6	24
	Nashville	3	1	0	2	4
	New Jersey	19	5	7	7	24
	NV Islanders	20	10	7	3	30
	NV Rangers	16	7	4	5	23
	Ottawa	14	6	6	2	20
	Philadelphia	15	3	4	8	18
	Pittsburgh	14	5	4	5	19
	St. Louis	7	2	2	3	9
	San Jose	5	3	0	2	8
	Toronto	16	6	8	2	22
	Vancouver	7	2	3	2	9
	Washington	23	7	10	6	29
	Winnipeg	25	13	8	4	37
TOTAL		325	117	130	111	472

YEAR-BY-YEAR SHOOTOUT RECORD

SEASON	OVERALL			
	GP	W	L	PTS
2014-15	8	3	5	11
2013-14	14	8	6	22
2012-13	4	1	3	5
2011-12	6	3	3	9
2010-11	12	6	6	18
2009-10	11	4	7	15
2008-09	13	3	10	16
2007-08	3	2	1	5
2006-07	12	10	2	22
2005-06	10	6	4	14
TOTAL	93	46	47	137

SHOOTOUT RECORD VS. NHL

OPPONENT	GP	W	L	PTS
Anaheim	1	0	1	1
Arizona	1	0	1	1
Boston	2	0	2	2
Buffalo	2	0	2	2
Calgary	-	-	-	-
Carolina	4	1	3	5
Chicago	3	3	0	6
Colorado	2	0	2	2
Columbus	1	1	0	2
Dallas	-	-	-	-
Detroit	1	1	0	2
Edmonton	2	1	1	3
Florida	12	7	5	19
Los Angeles	2	1	1	3
Minnesota	2	1	1	3
Montreal	6	2	4	8
Nashville	-	-	-	-
New Jersey	6	2	4	8
NV Islanders	4	3	1	7
NV Rangers	4	3	1	7
Ottawa	5	4	1	9
Philadelphia	2	1	1	3
Pittsburgh	2	2	0	4
St. Louis	-	-	-	-
San Jose	-	-	-	-
Toronto	3	1	2	4
Vancouver	1	0	1	1
Washington	9	4	5	13
Winnipeg	8	5	3	13
TOTAL	85	43	42	128

SEASON	HOME			
	GP	W	L	PTS
2014-15	3	2	1	5
2013-14	8	3	5	11
2012-13	3	1	2	2
2011-12	2	1	1	3
2010-11	7	3	4	10
2009-10	9	4	5	13
2008-09	9	1	8	10
2007-08	1	1	0	2
2006-07	4	4	0	8
2005-06	5	4	1	9
TOTAL	51	24	27	73

LIGHTNING ALL-TIME SHOOTOUT SCORING LEADERS

PLAYER	S	G	%	GDG
N. Tarnasky	1	1	100.0	1
B. Richards	24	13	54.2	7
M. Carle	4	2	50.0	1
M. Kostka	2	1	50.0	0
S. Salo	2	1	50.0	1
D. Moore	10	5	50.0	4
N. Kucherov	13	5	38.5	2
A. Hall	8	3	37.5	0
V. Prospal	14	5	35.7	3
E. Artyukhin	3	1	33.3	1
J. Halpern	3	1	33.3	1
S. Gagne	3	1	33.3	0
J. Jokinen	3	1	33.3	0
R. Callahan	10	3	30.0	2
V. Filppula	24	6	25.0	2
V. Hedman	16	4	25.0	2
R. Malone	12	3	25.0	3
V. Lecavalier	49	12	24.5	4
T. Purcell	17	4	23.5	3
M. St. Louis	35	8	22.9	5
S. Stamkos	34	7	20.6	3
D. Palat	6	1	16.7	0
A. Killorn	1	0	0.0	0
M. Pouliot	1	0	0.0	0
M. Rittola	1	0	0.0	0
A. Meszaros	1	0	0.0	0
B. Bochenko	1	0	0.0	0
S. Veilleux	1	0	0.0	0
K. Foster	1	0	0.0	0
M. Ohlund	1	0	0.0	0
J. Ward	1	0	0.0	0
D. Afanasev	1	0	0.0	0
D. Boyle	1	0	0.0	0
R. Craig	1	0	0.0	0
M. Recchi	1	0	0.0	0
R. Vrba	1	0	0.0	0
N. Thompson	1	0	0.0	0
B. Morrow	1	0	0.0	0
T. Pyatt	1	0	0.0	0
J. Drouin	2	0	0.0	0
T. Johnson	2	0	0.0	0
S. Bergenheim	2	0	0.0	0
P. Kubina	2	0	0.0	0
F. Kuba	2	0	0.0	0
R. Panik	2	0	0.0	0
S. Downie	3	0	0.0	0
R. Fedotenko	3	0	0.0	0
E. Perrin	4	0	0.0	0
A. Tanguay	4	0	0.0	0

GOALTENDING SHOOTOUT LEADERS

PLAYER	W	L	SA	GA	SV%
M. Denis	5	1	23	2	.913
A. Lindback	2	1	9	1	.889
J. Holmquist	7	1	37	5	.865
M. Garon	2	2	10	2	.800
A. Niittymaki	3	4	23	5	.783
J. Grahame	4	1	16	4	.750
D. Roloson	5	5	39	11	.718
D. Ellis	2	3	24	6	.750
B. Bishop	9	10	64	21	.672
M. Smith	4	10	45	20	.555
S. Burke	2	3	11	5	.545
K. Ramo	1	4	15	7	.533
E. Nabokov	0	2	5	3	.400

SEASON	AWAY			
	GP	W	L	PTS
2014-15	5	1	4	6
2013-14	6	5	1	11
2012-13	1	0	1	1
2011-12	4	2	2	6
2010-11	5	3	2	8
2009-10	2	0	2	2
2008-09	4	2	2	6
2007-08	2	1	1	3
2006-07	8	6	2	14
2005-06	5	2	3	7
TOTAL	42	22	20	64

YEAR-BY-YEAR STREAKS

YEAR	WINNING	UNBEATEN	GAMES W/POINT	LOSING	WINLESS
2014-15	6 (10/28-11/9)	-	7 (10/28-11/11)	2 (5 times)	-
Home	4 (2 times)	-	10 (11/1-11/31)	2 (12/6-12/9)	-
Away	2 (5 times)	-	4 (2 times)	2 (3 times)	-
2013-14	5 (2 times)	-	7 (3/8-3/20)	3 (3/2-3/6)	-
Home	7 (10/24-11/27)	-	7 (10/24-11/27)		

ALL-TIME HAT TRICKS

HAT TRICKS FOR

DATE	PLAYER	OPPONENT	SCORE	GOALTENDER
1992-93				
1. 10/7/92	Chris Kontos (4)	vs. Chicago	W, 7-3	Ed Belfour
2. 11/7/92	Doug Crossman	at NY Islanders	W, 6-5 (OT)	Mark Fitzpatrick
3. 12/5/92	Brian Bradley	vs. Detroit	L, 9-7	Vincent Riendeau
4. 4/13/93	Mikael Andersson	at Winnipeg	W, 5-3	Jim Hrivnac
1995-96				
5. 3/1/96	Brian Bellows	at San Jose	W, 7-3	Wade Flaherty
6. 3/1/96	Jason Wiemer	at San Jose	W, 7-3	Wade Flaherty
1996-97				
7. 10/12/96	Chris Dratton	at Toronto	W, 7-4	Felix Potvin
8. 11/8/96	Dino Ciccarelli	vs. Pittsburgh	T, 5-5	Ken Wregget
1997-98				
9. 11/19/97	Rob Zamuner	vs. NY Rangers	W, 6-3	Jason Muzzatti
10. 3/21/98	Mikael Renberg	vs. Florida	W, 5-1	John Vanbiesbrouck
1998-99				
11. 12/30/98	Wendel Clark	at Carolina	L, 3-4	Arturs Irbe
12. 3/6/99	Wendel Clark	at Montreal	W, 6-1	Jeff Hackett
13. 3/19/99	Wendel Clark	vs. Detroit	L, 3-5	Chris Osgood
2000-01				
14. 10/22/00	Fredrik Modin	at NY Rangers	W, 4-2	Mike Richter
2001-02				
15. 1/15/02	Zdeno Ciger	at New Jersey	W, 5-4 (OT)	Martin Brodeur
2002-03				
16. 11/8/02	Vincent Lecavalier	vs. Pittsburgh	W, 4-1	Johan Hedberg
17. 1/30/03	Martin St. Louis	vs. Carolina	W, 3-1	Kevin Weekes
18. 3/22/03	Vincent Lecavalier	at Phoenix	W, 8-0	Brian Boucher
2003-04				
19. 11/8/03	Vincent Lecavalier	vs. Pittsburgh	W, 9-0	Sebastien Caron
20. 1/3/04	Fredrik Modin	vs. Philadelphia	W, 6-1	Robert Esche
21. 1/3/04	Martin St. Louis	vs. Carolina	W, 5-4	Kevin Weekes/Jamie Storr
22. 1/24/04	Martin St. Louis	at Calgary	W, 6-2	Roman Turek
2004-05				
	Did Not Play			
2005-06				
23. 11/14/05	Vaclav Prospal	vs. Philadelphia	W, 5-2	Robert Esche
24. 1/28/06	Fredrik Modin	at Philadelphia	W, 6-0	Antero Niittymaki
2006-07				
25. 10/26/06	Martin St. Louis	vs. Carolina	W, 5-1	Cam Ward
26. 12/7/06	Vincent Lecavalier	vs. Atlanta	W, 8-0	Kari Lehtonen
27. 12/23/06	Dan Boyle	vs. NY Rangers	W, 4-3	Henrik Lundqvist
2007-08				
28. 11/14/07	Vincent Lecavalier	vs. Carolina	W, 6-1	John Grahame
29. 3/11/08	Vincent Lecavalier	vs. NY Islanders	W, 8-4	Rick DiPietro
2008-09				
30. 2/17/09	Steven Stamkos	vs. Chicago	L, 3-5	Cristobal Huet
2009-10				
31. 10/10/09	Ryan Malone	vs. Carolina	W, 5-2	Cam Ward
2010-11				
32. 10/22/10	Steven Stamkos	at Atlanta	W, 5-2	Chris Mason/Peter Mannino
33. 11/18/10	Steven Stamkos	at Philadelphia	W, 8-7	Sergei Bobrovsky/ Brian Boucher
34. 2/23/11	Teddy Purcell	vs. Phoenix	W, 8-3	Jason Labarbera
2011-12				
35. 11/4/11	Steven Stamkos	vs. Chicago	W, 5-4 (OT)	Ray Emery
36. 12/31/11	Steven Stamkos	vs. Carolina	W, 5-2	Cam Ward
37. 2/4/12	Martin St. Louis	vs. Florida	W, 6-3	Scott Clemmensen
38. 2/26/12	Martin St. Louis	at New Jersey	W, 4-3	Martin Brodeur
39. 3/29/12	Ryan Malone	at New Jersey	L, 4-6	Martin Brodeur
40. 4/7/12	Teddy Purcell	at Winnipeg	W, 4-3 (OT)	Ondrej Pavelec
2012-13				
41. 4/24/13	Martin St. Louis	vs. Toronto	W, 5-2	James Reimer
2013-14				
42. 10/10/13	Steven Stamkos	vs. Florida	W, 7-2	Jacob Markstrom
43. 1/18/14	Martin St. Louis	vs. San Jose	L, 4-5	Antti Niemi
44. 1/25/14	Tyler Johnson	vs. Colorado	W, 5-2	Semyon Varlamov
45. 3/19/14	Steven Stamkos	at Toronto	W, 5-3	James Reimer
2014-15				
46. 10/13/14	Steven Stamkos	vs. Montreal	W, 7-1	Carey Price
47. 10/28/14	Nikita Kucherov	vs. Arizona	W, 7-3	Mike Smith
48. 12/23/14	Tyler Johnson	vs. Pittsburgh	W, 4-3	Marc-Andre Fleury
49. 1/29/15	Cedric Paquette	vs. Detroit	W, 5-1	Petr Mrazek
HAT TRICKS AGAINST				
DATE	PLAYER	OPPONENT	SCORE	GOALTENDER
1992-93				
1. 11/17/92	Evgeny Davydov	vs. Winnipeg	L, 5-6	Wendell Young
2. 3/9/93	Teemu Selanne	vs. Winnipeg	L, 2-4	Wendell Young
1993-94				
3. 12/1/93	Derek Plante	vs. Buffalo	L, 0-3	Daren Puppa
4. 2/5/94	Peter Bondra (5)	at Washington	L, 3-6	Daren Puppa
5. 3/15/94	Gary Roberts (4)	vs. Calgary	L, 3-7	Daren Puppa/Wendell Young
1994-95				
6. 2/14/95	John LeClair	vs. Philadelphia	L, 2-5	Daren Puppa
7. 3/1/95	Uwe Krupp	at Quebec	L, 2-8	Daren Puppa/J.C. Bergeron
1995-96				
8. 10/15/95	Dan Quinn	vs. Ottawa	L, 4-7	Daren Puppa
9. 12/9/95	Theoren Fleury	at Calgary	L, 0-10	Daren Puppa/J.C. Bergeron
10. 1/6/96	Alexander Mogilny	at Vancouver	L, 2-9	Daren Puppa/J.C. Bergeron
11. 3/26/96	Stephane Richer	vs. New Jersey	L, 4-6	Daren Puppa
1996-97				
12. 11/18/96	Brian Rolston	at New Jersey	L, 3-6	Derek Wilkinson
1997-98				
13. 3/28/98	Vincent Damphousse	at Montreal	L, 2-8	Mark Fitzpatrick/Zac Bierk
1998-99				
14. 10/16/98	John LeClair	vs. Philadelphia	L, 2-5	Daren Puppa
15. 11/10/98	Kevin Stevens	vs. NY Rangers	L, 2-10	Bill Ranford
16. 2/9/99	Peter Bondra (4)	at Washington	L, 1-10	Corey Schwab/Bill Ranford
17. 3/8/99	Magnus Arvedson	at Ottawa	L, 3-9	Corey Schwab
1999-00				
18. 10/7/99	Luc Robitaille	vs. Los Angeles	L, 2-5	Daren Puppa
19. 10/28/99	Dave Andreychuk (4)	at Boston	L, 3-7	Daren Puppa/Kevin Hodson
20. 1/1/00	Pavel Bure (4)	at Florida	L, 5-7	Kevin Hodson
21. 3/12/00	Tony Amonte	vs. Chicago	L, 1-4	Rich Parent
2000-01				
22. 11/1/00	Theoren Fleury	at NY Rangers	L, 1-6	Kevin Weekes
23. 12/6/00	John LeClair	at Philadelphia	L, 3-6	Dan Cloutier
24. 1/4/01	Radak Bonk	at Ottawa	L, 3-8	Kevin Weekes/Dan Cloutier
25. 2/17/01	Petr Nedved	vs. NY Rangers	L, 4-5	Kevin Weekes
26. 3/1/01	Joe Thornton	at Boston	L, 1-3	Kevin Weekes
2002-03				
27. 11/5/02	Alexander Mogilny	at Toronto	L, 3-4	Nikolai Khabibulin
28. 2/4/03	Jeromir Jagr	vs. Washington	L, 1-5	John Grahame/ Nikolai Khabibulin
29. 2/11/03	Dave Scatchard	at NY Islanders	L, 2-6	Nikolai Khabibulin
30. 4/6/03	Kamil Pires	at Atlanta	L, 2-6	John Grahame
2003-04				
	-None-			
2004-05				
	Did Not Play			
2005-06				
31. 11/11/05	Ilya Kovalchuk	at Atlanta	L, 2-5	John Grahame
32. 3/9/06	Derek Roy	at Buffalo	L, 5-8	John Grahame/Sean Burke
2006-07				
33. 10/16/06	Justin Williams	vs. Carolina	L, 1-5	Marc Denis/ Johan Holmqvist
34. 11/8/06	Nils Ekman	at Pittsburgh	W, 4-3	Johan Holmqvist
35. 12/5/06	Daniel Briere	at Buffalo	L, 1-4	Marc Denis
36. 3/18/07	Alexander Semin	at Washington	L, 1-7	Marc Denis
2007-08				
37. 10/31/07	Jay Pandolfo	at New Jersey	L, 1-6	Johan Holmqvist/ Marc Denis
38. 11/3/07	Ilya Kovalchuk	vs. Atlanta	L, 4-6	Johan Holmqvist
39. 12/13/07	Kristian Huselius	vs. Calgary	L, 6-9	Johan Holmqvist/ Marc Denis
40. 12/13/07	Jerome Iginia	vs. Calgary	L, 6-9	Marc Denis
41. 1/24/08	Daniel Alfredsson	vs. Ottawa	L, 8-4	Johan Holmqvist/ Kari Ramo
42. 2/20/08	Thomas Vanek	at Buffalo	L, 3-4 (OT)	Johan Holmqvist
43. 3/19/08	Thomas Vanek	at Buffalo	L, 4-7	Kari Ramo
44. 4/2/08	Chad Larose	at Carolina	L, 2-6	Mike Smith
2008-09				
45. 11/6/08	Chris Drury	at NY Rangers	L, 2-5	Mike Smith
46. 11/23/08	Dainius Zubrus (4)	vs. New Jersey	L, 3-7	Olaf Kolzig/Kari Ramo
47. 3/7/09	Eric Staal (4)	vs. Carolina	L, 3-9	Mike McKenna/Kari Ramo
2009-10				
48. 10/15/09	Milan Michalek	at Ottawa	L, 1-7	Mike Smith
49. 3/18/10	Jason Pominville	vs. Buffalo	L, 2-6	Antero Niittymaki
50. 3/27/10	Derek Roy	at Buffalo	L, 1-7	Antero Niittymaki/ Mike Smith
2010-11				
51. 11/11/10	Alexander Semin	at Washington	L, 3-6	Dan Ellis
52. 11/26/10	Alexander Semin	at Washington	L, 0-6	Mike Smith/ Dan Ellis
53. 1/5/11	Chris Kunitz	at Pittsburgh	L, 1-8	Dwayne Roloson
54. 2/8/11	Drew Stafford	vs. Buffalo	L, 4-7	Dwayne Roloson
55. 4/5/11	Thomas Vanek	at Buffalo	L, 2-4	Dwayne Roloson
2011-12				
56. 1/13/12	Troy Brouwer	at Washington	L, 3-4	Dwayne Roloson
57. 1/15/12	Evgeni Malkin	vs. Pittsburgh	L, 3-6	Mathieu Garon
58. 2/14/12	Jason Spezza	vs. Ottawa	L, 0-4	Mathieu Garon
59. 2/25/12	Evgeni Malkin	at Pittsburgh	L, 1-8	Dwayne Roloson
60. 3/6/12	Milan Michalek	vs. Ottawa	L, 3-7	Dwayne Roloson
2012-13				
	-None-			
2013-14				
61. 10/12/13	Sidney Crosby	vs. Pittsburgh	L, 4-5	Anders Lindback
62. 12/10/13	Alex Ovechkin	at Washington	L, 5-6 (OT)	Ben Bishop
63. 1/18/14	Joe Pavelski	vs. San Jose	L, 4-5	Ben Bishop
2014-15				
64. 12/13/14	Nicklas Backstrom	at Washington	L, 2-4	Ben Bishop
65. 2/22/15	Nathan MacKinnon	at Colorado	L, 4-5	Andrei Vasilevskiy

ALL-TIME ATTENDANCE

HOME ATTENDANCE

SEASON	ARENA	CAPACITY	GAMES	TOTAL ATTENDANCE	% CAPACITY	HIGH	LOW	AVERAGE
2014-15	Amalie Arena	19,204	41	771,761	98.0	19,204	17,109	18,823
2013-14	Times Forum	19,204	41	763,096	96.9	19,204	16,310	18,612
2012-13	Times Forum	19,204	24	457,337	99.2	19,204	17,323	19,056
2011-12	Times Forum	19,204	41	757,192	96.7	19,204	16,489	18,468
2010-11	Times Forum	19,758	41	708,022	97.4	20,849	13,277	17,269
2009-10	Times Forum	19,758	41	635,388	78.4	20,230	12,154	15,497
2008-09	Times Forum [^]	19,758	41	676,409	83.5	20,544	13,490	16,498
2007-08	Times Forum	19,758	41	766,412	94.6	20,926	16,110	18,693
2006-07	Times Forum	19,758	41	814,944	100.6	21,404	17,704	19,877
2005-06	Times Forum	19,758	41	840,887	103.8	22,120	19,802	20,509
2004-05	Did Not Play							
2003-04	Times Forum	19,758	41	730,634	90.2	20,762	12,784	17,820
2002-03	Times Forum	19,758	41	726,354	90.2	20,819	12,022	16,545
2001-02	Ice Palace Arena	19,758	41	644,610	79.6	20,814	11,421	15,722
2000-01	Ice Palace Arena	19,758	41	611,173	74.4	20,835	10,656	14,907
1999-00	Ice Palace Arena	19,758	41	557,618	68.8	19,758	8,323	13,600
1998-99	Ice Palace Arena	19,758	41	471,518	58.2	20,184	7,715	11,500
1997-98	Ice Palace Arena	19,758	41	568,539	70.2	17,808	10,137	13,867
1996-97	Ice Palace Arena	19,758	41	713,891	88.1	20,543	13,925	17,412
1995-96	ThunderDome	26,000	41	774,569	72.7	26,415	13,488	18,892
1994-95	ThunderDome	26,000	24	478,419	76.7	26,387	14,926	19,934
1993-94	ThunderDome*	26,000	41	805,874	75.6	27,227	8,809	19,655
1992-93	Expo Hall	10,425	41	410,540	96.0	10,425	8,062	10,013
Totals		441,853	868	14,637,187	85.2			16,692

* Five home games played at Orlando Arena

[^] Includes one game played in Prague, Czech Republic

TEN LOWEST HOME ATTENDANCES

NO.	DATE	SITE	OPPONENT	ATTEND.
1.	October 18, 1998	Ice Palace Arena	Washington	7,715
2.	March 2, 1999	Ice Palace Arena	Washington	8,035
3.	November 17, 1992	Expo Hall	Winnipeg	8,062
4.	October 25, 1998	Ice Palace Arena	Vancouver	8,315
5.	January 17, 2000	Ice Palace Arena	Washington	8,323
6.	November 3, 1992	Expo Hall	St. Louis	8,452
7.	October 30, 1992	Expo Hall	San Jose	8,706
8.	October 23, 1998	Ice Palace Arena	Los Angeles	8,708
9.	February 11, 1992	Expo Hall	Minnesota	8,7

ALL-TIME SHUTOUTS & PENALTY SHOTS

ALL-TIME SHUTOUTS FOR

DATE	OPPONENT	SCORE	SAVES	GOALTENDER
1992-93				
1. 11/13/92	vs. Ottawa	1-0	38	Pat Jablonski
1993-94				
2. 12/30/93	at Ottawa	3-0	11	Daren Puppa
3. 1/4/94	at Toronto*	1-0	28	Daren Puppa
4. 1/24/94	vs. Buffalo	4-0	23	Daren Puppa
5. 2/23/94	at Calgary	4-0	18	Daren Puppa
6. 4/9/94	at Boston	3-0	32	Wendell Young
*Game played at Hamilton, Ontario.				
1994-95				
7. 3/31/95	vs. Hartford	2-0	25	Daren Puppa
8. 4/9/95	at Hartford	3-0	23	J.C. Bergeron
1995-96				
9. 11/27/95	vs. Los Angeles	2-0	45	Daren Puppa
10. 12/31/95	at Ottawa	3-0	18	Daren Puppa
11. 1/3/96	at Edmonton	5-0	28	Daren Puppa
12. 3/5/96	vs. Chicago	2-0	20	Daren Puppa
13. 3/10/96	vs. Washington	1-0	28	Daren Puppa
1996-97				
14. 10/15/96	at Buffalo	4-0	22	Corey Schwab
15. 11/19/96	vs. Los Angeles	3-0	31	Corey Schwab
16. 1/13/97	at Chicago	2-0	27	Rick Tabaracci
17. 2/4/97	at Phoenix	2-0	21	Rick Tabaracci
18. 3/1/97	vs. Florida	2-0	24	Rick Tabaracci
19. 3/25/97	vs. Ottawa	5-0	28	Rick Tabaracci
1997-98				
20. 12/17/97	vs. Boston	2-0	31	Corey Schwab
21. 12/31/97	vs. NY Rangers	2-0	14	Corey Schwab
(33 min.), Derek Wilkinson (27 min., W)				
22. 3/14/98	vs. Chicago	1-0	37	Mark Fitzpatrick
1998-99				
23. 10/21/98	vs. Pittsburgh	5-0	28	Daren Puppa
24. 10/30/98	at Los Angeles	3-0	27	Daren Puppa
25. 12/29/98	vs. NY Islanders	3-0	35	Bill Ranford
26. 4/8/99	vs. Boston	3-0	7	Kevin Hodson
(20 min., W), 20 Corey Schwab (40 min.)				
2000-01				
27. 11/14/00	at Montreal	1-0	34	Kevin Weekes
28. 12/2/00	vs. Detroit	5-0	26	Dan Cloutier
29. 2/24/01	at Philadelphia	0-0	27	Kevin Weekes
30. 3/3/01	at NY Islanders	0-0	25	Kevin Weekes
31. 3/8/01	vs. Carolina	1-0	20	Kevin Weekes
2001-02				
32. 10/13/01	at Los Angeles	1-0	31	Kevin Weekes
33. 10/25/01	vs. Los Angeles	3-0	28	Nikolai Khabibulin
34. 11/17/01	vs. Carolina	2-0	26	Nikolai Khabibulin
35. 11/23/01	vs. New Jersey	2-0	29	Nikolai Khabibulin
36. 11/25/01	at Carolina	4-0	41	Nikolai Khabibulin
37. 12/6/01	vs. Columbus	1-0	27	Nikolai Khabibulin
38. 12/26/01	at Nashville	1-0	31	Kevin Weekes
39. 1/16/02	at Phoenix	3-0	33	Nikolai Khabibulin
40. 1/28/02	at NY Rangers	1-0	42	Nikolai Khabibulin
2002-03				
41. 10/30/02	vs. NY Rangers	3-0	24	Nikolai Khabibulin
42. 1/7/03	vs. Detroit	1-0	30	Nikolai Khabibulin
43. 1/28/03	at Philadelphia	3-0	34	John Grahame
44. 2/19/03	vs. Atlanta	2-0	27	John Grahame
45. 2/25/03	vs. Anaheim	2-0	24	Nikolai Khabibulin
46. 3/22/03	at Phoenix	4-0	21	Nikolai Khabibulin
2003-04				
47. 10/23/03	at Columbus	1-0	20	John Grahame
48. 11/8/03	vs. Pittsburgh	0-0	15	Nikolai Khabibulin
49. 11/23/03	at Carolina	0-0	37	Nikolai Khabibulin
50. 3/1/04	at Colorado	3-0	16	Nikolai Khabibulin
2004-05				
Did Not Play				
2005-06				
51. 10/20/05	at Atlanta	6-0	15	John Grahame
52. 1/3/06	at NY Rangers	1-0	36	John Grahame
53. 1/21/06	at Atlanta	2-0	20	John Grahame
54. 1/26/06	vs. New Jersey	1-0	20	John Grahame
55. 1/28/06	vs. Philadelphia	6-0	39	Sean Burke
56. 2/4/06	vs. Washington	5-0	29	John Grahame
57. 4/8/06	vs. Pittsburgh	1-0	25	Sean Burke
2006-07				
58. 12/7/06	vs. Atlanta	8-0	21	Marc Denis
59. 2/1/07	at Carolina	4-0	31	Johan Holmqvist
2007-08				
60. 1/18/08	at Pittsburgh	3-0	27	Johan Holmqvist
61. 1/19/08	at Ottawa	2-0	25	Johan Holmqvist
62. 3/31/08	vs. NY Rangers	3-0	20	Mike Smith
2008-09				
63. 10/18/08	vs. Minnesota	0-1(SO)	21	Mike Smith
64. 12/23/08	at Pittsburgh	2-0	15	Mike Smith
65. 2/7/09	vs. NY Islanders	1-0	28	Mike McKenna
2009-10				
66. 12/5/09	vs. NY Islanders	4-0	30	Mike Smith
67. 1/27/10	vs. Montreal	3-0	33	Antero Niittymaki
68. 3/31/10	at Pittsburgh	2-0	27	Mike Smith
2010-11				
69. 10/30/10	at Phoenix	3-0	23	Dan Ellis
70. 11/9/10	vs. Toronto	4-0	28	Dan Ellis

71. 1/4/11	at Washington	1-0(OT)	34	Dwayne Roloson
72. 1/12/11	vs. Washington	3-0	23	Dwayne Roloson
73. 1/25/11	vs. Toronto	2-0	26	Dwayne Roloson
74. 2/1/11	vs. Philadelphia	4-0	38	Dwayne Roloson
75. 4/3/11	at Chicago	2-0	31	Mike Smith
2011-12				
76. 10/22/11	vs. Buffalo	3-0	21	Mathieu Garon
77. 10/29/11	vs. Winnipeg	1-0	28	Dwayne Roloson
2012-13				
78. 4/4/13	at Carolina	5-0	45	Ben Bishop
2013-14				
79. 11/11/13	at Carolina	3-0	31	Ben Bishop
80. 11/25/13	vs. NY Rangers	5-0	37	Ben Bishop
81. 12/15/13	at Detroit	3-0	28	Ben Bishop
82. 1/3/14	at Calgary	3-0	23	Ben Bishop
83. 3/15/14	vs. New Jersey	3-0	23	Ben Bishop
84. 4/8/14	vs. Toronto	3-0	25	Anders Lindback
85. 4/13/14	at Washington	1-0(SO)	18	Anders Lindback
2014-15				
86. 12/4/14	vs. Buffalo	5-0	13	Ben Bishop
87. 2/27/15	vs. Chicago	4-0	28	Ben Bishop
88. 3/3/15	vs. Buffalo	3-0	28	Andrei Vasilevskiy
89. 3/10/15	at Montreal	1-0(OT)	36	Ben Bishop
90. 4/4/15	at Florida	4-0	34	Ben Bishop

ALL-TIME SHUTOUTS AGAINST

DATE	OPPONENT	SCORE	SAVES	GOALTENDER
1992-93				
1. 12/18/92	vs. New Jersey	0-2	29	Craig Billington
2. 12/31/92	at Chicago	0-5	22	Ed Belfour
3. 1/4/93	at Vancouver	0-7	27	Kirk McLean
4. 2/11/93	vs. Minnesota	0-1	34	Jon Casey
1993-94				
5. 10/9/93	vs. Florida	0-2	35	John Vanbiesbrouck
6. 10/23/93	vs. Toronto	0-2	25	Felix Potvin
7. 11/3/93	at Montreal	0-1	37	Patrick Roy
8. 11/26/93	at Philadelphia	0-3	27	Tommy Soderstrom
9. 12/3/93	vs. Buffalo	0-3	33	Dominik Hasek
10. 11/3/94	at Chicago	0-1	20	Ed Belfour
11. 3/20/94	vs. Washington	0-3	23	Don Beaupre
12. 4/12/94	vs. NY Islanders	0-2	30	Ron Hextall
1994-95				
13. 9/13/95	vs. Washington	0-3	16	Jim Carey
1995-96				
14. 10/14/95	at Washington	0-2	21	Jim Carey
15. 11/1/95	at Pittsburgh	0-10	27	Ken Wregget
16. 12/14/95	at Philadelphia	0-4	18	Ron Hextall
17. 1/2/96	at Calgary	0-10	32	Trevor Kidd
18. 2/24/96	at Detroit	0-2	25	Mike Vernon
19. 3/15/96	at New Jersey	0-5	32	Martin Brodeur
20. 3/17/96	at Ottawa	0-5	30	Damian Rhodes
1996-97				
21. 11/27/96	vs. Buffalo	0-3	32	Dominik Hasek
22. 12/19/96	at Boston	0-3	34	Bill Ranford
23. 2/1/97	vs. Boston	0-3	25	Rob Tallas
24. 2/5/97	at Dallas	0-4	28	Arturs Irbe
25. 3/6/97	vs. Phoenix	0-5	30	Nikolai Khabibulin
26. 3/13/97	vs. NY Islanders	0-3	24	Tommy Salo
27. 4/4/97	at New Jersey	0-3	26	Martin Brodeur
1997-98				
28. 10/10/97	at Detroit	0-3	29	Chris Osgood
29. 10/18/97	at New Jersey	0-5	27	Mike Dunham
30. 11/28/97	at Carolina	0-2	27	Sean Burke
31. 12/5/97	at Buffalo	0-4	38	Dominik Hasek
32. 12/10/97	at Dallas	0-3	12	Ed Belfour
33. 12/14/97	at Philadelphia	0-3	20	Ron Hextall
34. 1/31/98	at Florida	0-2	27	John Vanbiesbrouck
35. 3/1/98	vs. Edmonton	0-2	20	Curtis Joseph
36. 4/1/98	vs. NY Islanders	0-4	25	Wade Flaherty
37. 4/6/98	vs. NY Islanders	0-3	26	Wade Flaherty
38. 4/19/98	at NY Islanders	0-4	25	Wade Flaherty
1998-99				
39. 10/14/98	vs. NY Islanders	0-2	22	Tommy Salo
40. 12/23/98	at Buffalo	0-2	38	Dominik Hasek
41. 2/2/99	vs. Toronto	0-3	23	Curtis Joseph
42. 3/13/99	at Florida	0-1	24	Sean Burke
43. 3/17/99	vs. Pittsburgh	0-2	16	Jean-Sebastien Aubin
44. 3/24/99	vs. Nashville	0-3	27	Mike Dunham
45. 4/1/99	at St. Louis	0-3	27	Grant Fuhr
1999-00				
46. 10/9/99	at New Jersey	0-1	14	Martin Brodeur
47. 12/18/99	at Philadelphia	0-4	29	Brian Boucher
48. 1/22/00	at NY Islanders	0-2	28	Kevin Weekes
49. 2/8/00	vs. San Jose	0-8	23	Steve Shields
50. 3/21/00	at Boston	0-4	16	Robbie Tallas
2000-01				
51. 10/27/00	vs. Ottawa	0-6	24	Jani Hurme
52. 12/8/00	vs. Colorado	0-2	24	Dave Aebischer
53. 1/12/01	vs. Philadelphia	0-3	21	Roman Cechmanek
54. 1/20/01	at Ottawa	0-3	18	Jani Hurme
55. 2/24/01	at Philadelphia	0-0	36	Roman Cechmanek
56. 3/4/01	at New Jersey	0-6	15	Martin Brodeur
57. 3/22/01	vs. Atlanta	0-2	29	Milan Hrnack

2001-02				
58. 10/7/01	vs. Florida	0-5	28	Roberto Luongo
59. 11/6/01	at NY Islanders	0-3	29	Chris Osgood
60. 12/1/01	at Philadelphia	0-2	15	Roman Cechmanek
61. 12/11/01	at NY Rangers	0-1	20	Mike Richter
62. 12/2/02	at Minnesota	0-2	36	Dwayne Roloson
63. 1/4/02	at Chicago	0-2	17	Jocelyn Thibault
2002-03				
64. 12/23/02	at Washington	0-3	40	Olaf Kolzig
65. 1/14/03	at Ottawa	0-7	17	Patrick Lalime
2003-04				
66. 11/6/03	vs. Los Angeles	0-1	30	Roman Cechmanek
67. 11/11/03	at Florida	0-4	26	Roberto Luongo
68. 11/23/03	at Carolina	0-0	21	Kevin Weekes
69. 11/25/03	vs. NY Rangers	0-2	36	Jussi Markkanen
70. 12/16/03	at Toronto	0-3	21	Ed Belfour
71. 12/29/03	vs. Anaheim	0-2	31	J.S. Giguere
72. 1/2/04	vs. Columbus	0-2	37	Marc Denis
73. 3/21/04	at NY Islanders	0-3	29	Rick DiPietro
2004-05				
Did Not Play				
2005-06				
74. 10/7/05	at Florida	0-2	27	Roberto Luongo
75. 3/6/06	vs. Ottawa	0-4	31	Ray Emery
2006-07				
76. 10/28/06	vs. Atlanta	0-1	34	Kari Lehtonen
77. 1/26/07	vs. New Jersey	0-2	28	Martin Brodeur
78. 2/9/07	at NY Rangers	0-5	29	Henrik Lundqvist
2007-08				
79. 11/1/07	at NY Islanders	0-4	28	Rick DiPietro
80. 1/15/08	vs. Colorado	0-3	32	Jose Theodore
81. 2/21/08	at NY Islanders	0-1	32	Rick DiPietro
82. 3/4/08	vs. Pittsburgh	0-2	35	Marc-Andre Fleury
83. 3/31/08	vs. Atlanta	0-2	36	Kari Lehtonen
2008-09				
84. 10/18/08	vs. Minnesota	0-1(SO)	32	Niklas Backstrom
85. 10/25/08	vs. San Jose	0-3	22	Brian Boucher
86. 11/12/08	at Florida	0-4	24	Craig Anderson
87. 12/13/08	at Ottawa	0-2	24	Martin Gerber
88. 3/29/09	vs. Ottawa	0-3	20	Brian Elliott
2009-10				
89. 11/30/09	vs. Colorado	0-3	33	Craig Anderson
90. 12/7/09	vs. Washington	0-3	26	Semyon Varlamov
91. 12/13/09	at			

BEST & WORST RECORD

BEST				WORST			
GAME	PTS	RECORD	YEAR(S)	PTS	RECORD	YEAR(S)	
1	2	1-0-0	1992-93, 1996-97, 1997-98, 1999-2000, 2002-03, 2003-04, 2005-06, 2006-07, 2007-08, 2010-11, 2011-12, 2014-15	0	0-1-0	1993-94, 1994-95, 1998-99, 2001-02, 2008-09, 2009-10, 2013-14	
2	4	2-0-0	2002-03, 2003-04, 2007-08, 2010-11	0	0-2-0	1993-94, 1994-95, 2001-02, 2008-09	
3	6	3-0-0	2002-03, 2003-04, 2007-08, 2010-11	0	0-3-0	1993-94, 2001-02	
4	8	4-0-0	2003-04	1	0-3-1	1998-99	
5	10	5-0-0	2003-04	1	0-4-1	1998-99	
6	12	6-0-0	2003-04	3	1-4-1	1998-99, 2000-01	
7	13	6-0-1	2003-04	5	2-4-1	1993-94, 1997-98, 1998-99, 2000-01, 1-3-3, 2008-09	
8	15	7-0-1	2003-04	5	2-5-1	1997-98, 2000-01	
9	15	7-1-1	2003-04	5	2-6-1	1997-98, 2000-01	
10	16	7-1-2	2002-03, 2003-04	6	2-6-2	1997-98, 2000-01	
11	18	8-1-1	2003-04	6	2-7-2	1997-98, 2000-01	
12	19	8-1-2-1	2003-04	6	2-8-2	1997-98	
13	19	8-2-2-1	2003-04, 9-3-1, 2014-15	6	2-9-2	1997-98	
14	21	9-2-2-1	2003-04, 10-3-1, 2014-15	6	2-10-2	1997-98	
15	23	10-2-2-1	2003-04, 11-3-1, 2014-15	6	2-11-2	1997-98	
16	25	11-2-2-1	2003-04	6	2-12-2	1997-98	
17	26	11-2-3-1	2003-04	6	2-13-2	1997-98	
18	26	11-3-3-1	2003-04, 13-5-0, 2013-14, 12-4-2, 2014-15	6	2-14-2	1997-98	
19	28	14-5-0	2013-14, 13-4-2, 2014-15	6	2-15-2	1997-98	
20	28	14-6-0	2013-14, 13-5-2, 2014-15	6	2-16-2	1997-98	
21	28	14-7-0	2013-14, 13-6-2, 2014-15	8	3-16-2	1997-98	
22	30	14-6-2	2014-15	10	4-16-2	1997-98	
23	32	15-6-2	2013-14, 14-8-1, 2014-15	11	4-16-3	1997-98	
24	34	16-6-2	2014-15	11	4-17-3	1997-98	
25	36	17-6-2	2014-15	12	4-17-4	1997-98	
26	37	17-6-3	2014-15	14	5-17-4	1997-98	
27	39	18-6-3	2014-15	14	5-18-4	1997-98	
28	39	18-7-3	2014-15	14	5-19-4	1997-98	
29	39	18-8-3	2014-15	14	5-20-4	1997-98	
30	41	19-8-3	2014-15	16	6-20-4	1997-98	
31	41	19-9-3	2014-15	16	6-21-4	1997-98	
32	41	19-10-3	2014-15	17	6-21-5	1997-98	
33	43	20-10-3	2014-15	19	7-21-5	1997-98, 8-22-3, 1998-99	
34	44	20-10-4	2014-15	19	8-23-3	1998-99	
35	45	20-10-5	2010-11, 21-11-3, 2013-14	21	7-21-7	1997-98, 9-23-3, 1998-99	
36	47	21-10-5	2010-11, 22-11-3, 2013-14	21	7-22-7	1997-98, 9-24-3, 1998-99	
37	49	23-11-3	2013-14	21	7-23-7	1997-98, 9-25-3, 1998-99	
38	50	23-11-4	2013-14, 2014-15	21	9-26-3	1998-99	
39	52	24-11-4	2014-15	21	9-27-3	1998-99	
40	53	24-11-5	2010-11	21	9-28-3	1998-99	
41	54	25-12-4	2013-14, 2014-15	21	9-29-3	1998-99	
42	56	26-12-4	2014-15	21	9-30-3	1998-99	
43	58	27-12-4	2013-14	22	9-30-4	1998-99	

BEST				WORST			
GAME	PTS	RECORD	YEAR(S)	PTS	RECORD	YEAR(S)	
44	58	27-13-4	2014-15	24	10-30-4	1998-99	
45	58	27-14-4	2013-14, 2014-15	26	9-28-8	1997-98, 11-30-4, 1998-99	
46	60	28-14-4	2014-15	26	9-29-8	1997-98, 11-31-4, 1998-99	
47	62	29-14-4	2014-15	26	9-30-8	1997-98, 11-32-4, 1998-99	
48	64	30-14-4	2014-15	26	9-31-8	1997-98, 11-33-4, 1998-99	
49	64	30-15-4	2010-11	26	9-32-8	1997-98, 11-34-4, 1998-99	
50	66	31-15-4	2014-15	26	9-33-8	1997-98, 11-35-4, 1998-99	
51	68	32-15-4	2014-15	26	9-34-8	1997-98, 11-36-4, 1998-99	
52	69	32-15-5	2010-11, 2014-15	26	9-35-8	1997-98, 11-37-4, 1998-99	
53	71	33-15-5	2014-15	26	9-36-9	1997-98, 11-38-4, 1998-99	
54	71	33-16-5	2010-11, 2014-15	27	9-36-9	1997-98, 11-38-5, 1998-99	
55	73	34-16-5	2014-15	27	9-37-9	1997-98, 11-39-5, 1998-99	
56	74	34-16-6	2014-15	29	10-37-9	1997-98, 12-39-5, 1998-99	
57	74	34-17-6	2010-11, 2014-15	29	12-40-5	1998-99	
58	76	35-17-6	2014-15	29	12-41-5	1998-99	
59	76	35-18-6	2014-15	31	13-41-5	1998-99	
60	78	36-18-6	2014-15	31	13-42-5	1998-99	
61	80	37-18-6	2014-15	33	12-40-9	1997-98, 14-42-5, 1998-99	
62	81	37-17-7	2010-11	33	12-41-9	1997-98, 15-43-5, 1998-99	
63	82	38-19-6	2010-11	35	13-41-9	1997-98, 15-43-5, 1998-99	
64	82	35-17-7-5	2003-04, 38-20-6, 2014-15	35	13-42-9	1997-98, 15-44-5, 1998-99	
65	84	36-17-7-5	2003-04, 39-20-6, 2014-15	37	14-42-9	1997-98, 16-44-5, 1998-99	
66	86	37-17-7-5	2003-04, 40-20-6, 2014-15	37	14-43-9	1997-98, 16-45-5, 1998-99	
67	88	38-17-7-5	2003-04, 41-20-6, 2014-15	37	16-46-5	1998-99	
68	90	39-17-7-5	2003-04, 42-20-6, 2014-15	37	16-47-5	1998-99	
69	91	39-17-8-5	2003-04, 42-20-7, 2014-15	39	17-47-5	1998-99	
70	93	40-17-8-5	2003-04	39	17-48-5	1998-99	
71	95	41-17-8-5	2003-04	39	17-49-5	1998-99	
72	95	41-18-8-5	2003-04, 44-21-7, 2014-15	40	17-49-6	1998-99	
73	97	45-21-7	2014-15	40	17-50-6	1998-99	
74	99	46-21-7	2014-15	40	17-51-6	1998-99	
75	99	46-22-7	2014-15	42	18-51-6	1998-99	
76	99	46-23-7	2014-15	43	17-50-9	1997-98, 18-51-7, 1998-99	
77	101	47-23-7	2014-15	43	17-51-9	1997-98	
78	101	44-21-8-5	2003-04, 47-24-7, 2014-15	43	17-52-9	1997-98	
79	103	45-21-8-5	2003-04	43	17-53-9	1997-98	
80	104	45-21-8-6	2003-04, 48-24-8, 2014-15	43	17-54-9	1997-98	
81	106	46-21-8-6	2003-04, 49-24-8, 2014-15	43	17-55-9	1997-98	
82	108	50-24-8	2014-15	44	17-55-10	1997-98	
83	69	29-43-11	1993-94	53	23-53-7	1992-93	
84	71	30-43-11	1993-94	53	23-54-7	1992-93	

SEASON OPENERS & CLOSERS

OPENING GAMES															
SEASON	OPENER					HOME OPENER					ROAD OPENER				
2014-15	Lightning 3 vs. Florida 2 (OT)					Lightning 3 vs. Florida 2 (OT)					Lightning 4 at Vancouver 2				
2013-14	Lightning 1 at Boston 3					Lightning 7 vs. Florida 2					Lightning 1 at Boston 3				
2012-13	Lightning 6 vs. Washington 3					Lightning 6 vs. Washington 3					Lightning 3 at NY Islanders 4				
2011-12	Lightning 5 at Carolina 1					Lightning 4 at Carolina 1					Lightning 4 at Carolina 1				
2010-11	Lightning 5 vs. Atlanta 3					Lightning 5 vs. Atlanta 3					Lightning 4 at Montreal 3 (OT)				
2009-10	Lightning 3 at Atlanta 6					Lightning 3 vs. New Jersey 4 (SO)					Lightning 3 at Atlanta 6				
2008-09	Lightning 1 vs. NY Rangers 2*					Lightning 1 vs. NY Rangers 2*					Lightning 1 at NY Rangers 2*				
2007-08	Lightning 3 vs. New Jersey 1					Lightning 3 vs. New Jersey 1					Lightning 4 at Florida 6				
2006-07	Lightning 3 at Atlanta 2 (SO)					Lightning 2 vs. Boston 3					Lightning 3 at Atlanta 2 (SO)				
2005-06	Lightning 5 vs. Carolina 2					Lightning 5 vs. Carolina 2					Lightning 0 at Florida 2				
2004-05	Did Not Play					Did Not Play					Lightning 3 at New Jersey 2				
2003-04	Lightning 5 vs. Boston 1					Lightning 5 vs. Boston 1					Lightning 4 at Florida 3				
2002-03	Lightning 4 at Florida 3					Lightning 5 vs. Carolina 1					Lightning 3 at Florida 3				
2001-02	Lightning 2 vs. NY Islanders 3					Lightning 2 vs. NY Islanders 3					Lightning 3 at San Jose 4				
2000-01	Lightning 3 vs. NY Islanders 3 (OT)					Lightning 3 vs. NY Islanders 3 (OT)					Lightning 2 at Pittsburgh 3				
1999-00	Lightning 4 vs. NY Islanders 2					Lightning 4 vs. NY Islanders 2					Lightning 4 at New Jersey 1				
1998-99	Lightning 1 at Florida 4					Lightning 0 vs. NY Islanders 2					Lightning 1 at Florida 4				
1997-98	Lightning 4 vs. Carolina 2					Lightning 4 vs. Carolina 2					Lightning 4 at Chicago 1				
1996-97	Lightning 4 at Pittsburgh 3 (OT)					Lightning 5 vs. NY Rangers 2					Lightning 4 at Pittsburgh 3 (OT)				
1995-96	Lightning 3 vs. Calgary 3 (OT)					Lightning 3 vs. Calgary 3 (OT)					Lightning 0 at Washington 2				
1994-95	Lightning 3 vs. Pittsburgh 5					Lightning 3 vs. Pittsburgh 5					Lightning 2 at Florida 4				
1993-94	Lightning 1 at New Jersey 2					Lightning 0 vs. Florida 2					Lightning 1 at New Jersey 2				
1992-93	Lightning 7 vs. Chicago 3					Lightning 7 vs. Chicago 3					Lightning 1 at Minnesota 2				
TOTALS	GP	W	L	T	OTL	GP	W	L	T	OTL	GP	W	L	T	OTL
	22	13	7	2	0	22	12	7	2	1	22	8	14	0	0
* played at O2 Arena in Prague, Czech Republic															
SEASON OPENER LINEUPS															
2014-15															
OCTOBER 9, 2014 LIGHTNING 3 VS. FLORIDA 2 (OT)															
AMALIE ARENA - ATTEN. 19,204															
5 Garrison, 6 Stralman, 7 Gudas, 9 Johnson, 11 Boyle, 14 Connolly, 17 Killorn, 18 Palat, 23 Brown, 24 Callahan, 25 Carle, 51 Filppula, 62 Sustr, 77 Hedman, 86 Kucherov, 90 Naiman, 91 Stamkos, 20 Nabokov, 30 Bishop															
2013-14															
OCTOBER 3, 2013 LIGHTNING 1 AT BOSTON 3															
TD GARDEN - ATTEN. 17,565															
2 Brewer, 7 Gudas, 8 Barberio, 9 Johnson, 12 Malone, 16 Purcell, 17 Killorn, 18 Palat, 19 Crombeen, 25 Carle, 26 St. Louis, 44 Thompson, 51 Filppula, 62 Sustr, 71 Panik, 76 Labrie, 77 Hedman, 91 Stamkos, 30 Bishop, 38 Lindback															
2012-13															
JANUARY 19, 2013 LIGHTNING 6 VS. WASHINGTON 3															
TAMPA BAY TIMES FORUM - ATTEN. 19,204															
2 Brewer, 3 Aulie, 4 Lecavalier, 6 Salo, 11 Pyatt, 12 Malone, 15 Lee, 16 Purcell, 18 Hall, 19 Brown, 25 Carle, 26 St. Louis, 44 Thompson, 47 Bergeron, 67 Pouliot, 77 Hedman, 89 Conacher, 91 Stamkos, 32 Garon, 38 Lindback															
2011-12															
OCTOBER 7, 2011 LIGHTNING 5 AT CAROLINA 1															
RBC CENTER - ATTEN. 18,680															
2 Brewer, 4 Lecavalier, 7 Clark, 9 Downie, 12 Malone, 13 Kubina, 14 Connolly, 16 Purcell, 18 Hall, 19 Moore, 22 Shannon, 26 St. Louis, 44 Thompson, 47 Bergeron, 49 Jones, 77 Hedman, 91 Stamkos, 97 Gilroy, 30 Roloson, 32 Garon															
2010-11															
OCTOBER 9, 2010 LIGHTNING 5 VS ATLANTA 3															
ST. PETE TIMES FORUM - ATTEN. 19,791															
4 Lecavalier, 6 Malone, 7 Clark, 8 R. Jones, 9 Downie, 10 Bergenheim, 12 Gagne, 13 Kubina, 16 Purcell, 18 Hall, 19 Moore, 26 St. Louis, 39 Lundin, 42 Tyrell, 44 Thompson, 48 Vernace, 77 Hedman, 91 Stamkos, 33 Ellis, 41 Smith															
2009-10															
OCTOBER 3, 2009 LIGHTNING 3 AT ATLANTA 6															
PHILLIPS ARENA - ATTEN. 18,545															
4 Lecavalier, 5 Ohlund, 6 Foster, 8 Walker, 9 Downie, 11 Halpern, 12 Malone, 13 Tangway, 14 Meszaros, 16 Miller, 17 Fedoruk, 19 Veilleux, 26 St. Louis, 28 Konopka, 43 Wright, 54 Ranger, 77 Hedman, 91 Stamkos, 30 Niittymaki, 41 Smith															
2008-09															
OCTOBER 4, 2008 LIGHTNING 1 VS. NY RANGERS 2															
O2 ARENA (PRAGUE, CZECH REP.) - ATTEN. 17,085															
4 Lecavalier, 5 Carle, 8 Recchi, 10 Roberts, 12 Malone, 14 Meszaros, 17 Vrba, 18 Hall, 20 Prospal, 23 Howard, 26 St. Louis, 29 Niskala, 36 Jokinen, 55 O'Brien, 56 Mihalik, 76 Artyukhin, 77 Gratton, 91 Stamkos, 37 Kolzig, 41 Smith															
2007-08															
OCTOBER 4, 2007 LIGHTNING 3 VS. NEW JERSEY 1															
ST. PETE TIMES FORUM - ATTEN. 19,454															
4															

2002-03
OCTOBER 10, 2002 **LIGHTNING 4 AT FLORIDA 3**
OFFICE DEPOT CENTER - ATTEN. 18,013
2 Neckar, 4 Lecavalier, 5 Cullimore, 7 Clymer, 11 Dingman, 13 Kubina, 16 Svitov, 17 Fedotenko, 18 Olvestad, 19 Richards, 20 Prospal, 21 Sarich, 22 Boyle, 25 Andreychuk, 26 St. Louis, 27 Taylor, 28 Keefe, 30 Hodson, **35 Khabibulin**, 37 Lukowich

2001-02
OCTOBER 5, 2001 **LIGHTNING 2 VS. NY ISLANDERS 3**
ST. PETE TIMES FORUM - ATTEN. 20,174
2 Neckar, 5 Cullimore, 7 Clymer, 9 Holzinger, 11 Kudroc, 13 Kubina, 14 Metropolitan, 16 Ylonen, 19 Richards, 20 Prospal, 21 Sarich, 25 Andreychuk, 26 St. Louis, 27 Taylor, 30 Zyzin, 33 Modin, 36 Barnaby, 41 Olvestad, **35 Khabibulin**, 80 Weekes

2000-01
OCTOBER 6, 2000 **LIGHTNING 3 VS. NY ISLANDERS 3 (OT)**
ST. PETE TIMES FORUM - ATTEN. 20,686
2 Mara, 4 Lecavalier, 6 Muir, 8 Warriner, 9 Holzinger, 10 M. Johnson, 13 Kubina, 17 R. Johnson, 19 Richards, 20 Drulia, 21 Sarich, 22 Primeau, 23 Svoboda, 26 St. Louis, 27 Martins, 30 Zyzin, 33 Modin, 36 Kharitonov, **39 Cloutier**, 80 Weekes

1999-00
OCTOBER 2, 1999 **LIGHTNING 4 VS. NY ISLANDERS 2**
ST. PETE TIMES FORUM - ATTEN. 19,758
2 Houlder, 3 Gusev, 4 Lecavalier, 8 Nylander, 11 Burr, 13 Kubina, 16 Tucker, 17 Guolla, 18 Drulia, 21 Johansson, 23 Svoboda, 25 Kesa, 26 Sillinger, 30 Zyzin, 33 Modin, 44 Richer, 56 Herbers, 77 Gratton, 39 Cloutier, **93 Pупpa**

1998-99
OCTOBER 9, 1998 **LIGHTNING 1 AT FLORIDA 4**
NATIONAL CAR RENTAL CENTER - ATTEN. 19,200
3 Kubina, 4 Cross, 5 Cullimore, 7 Zamuner, 8 Lecavalier, 10 McCarthy, 12 Cullen, 14 Dykhuis, 15 Ysebaert, 16 D. Tucker, 17 Clark, 20 Renberg, 21 Janney, 23 Sykora, 33 Hogue, 34 Andersson, 39 Ciccone, 44 Richer, **30 Ranford**, 93 Pупpa

CLOSING GAMES

SEASON	CLOSER	HOME CLOSER	ROAD CLOSER
2014-15	Lightning 3 vs. Boston 2 (SO)	Lightning 3 vs. Boston 2 (SO)	Lightning 4 at Florida 0
2013-14	Lightning 1 at Washington 0 (SO)	Lightning 3 vs. Columbus 2	Lightning 1 at Washington 0 (SO)
2012-13	Lightning 3 vs. Florida 5	Lightning 3 vs. Florida 5	Lightning 0 at Boston 2
2011-12	Lightning 4 at Winnipeg 3 (OT)	Lightning 4 vs. Washington 2	Lightning 4 at Winnipeg 3 (OT)
2010-11	Lightning 6 at Carolina 2	Lightning 4 vs. Florida 2	Lightning 6 at Carolina 2
2009-10	Lightning 3 at Florida 1	Lightning 4 vs. Florida 3 (SO)	Lightning 3 at Florida 1
2008-09	Lightning 2 at Atlanta 6	Lightning 2 vs. Washington 4	Lightning 2 at Atlanta 6
2007-08	Lightning 1 at Atlanta 4	Lightning 0 vs. Atlanta 2	Lightning 1 at Atlanta 4
2006-07	Lightning 2 at Atlanta 3 (SO)	Lightning 2 vs. Florida 7	Lightning 2 at Atlanta 3 (SO)
2005-06	Lightning 1 vs. Washington 4	Lightning 1 vs. Washington 4	Lightning 4 at Carolina 5 (SO)
2004-05	Did Not Play		
2003-04	Lightning 1 vs. Atlanta 2	Lightning 1 vs. Atlanta 2	Lightning 7 at Toronto 2
2002-03	Lightning 2 at Atlanta 6	Lightning 1 vs. Philadelphia 4	Lightning 2 at Atlanta 6
2001-02	Lightning 3 at Florida 2 (OT)	Lightning 1 vs. NY Islanders 3	Lightning 3 at Florida 2 (OT)
2000-01	Lightning 1 at Washington 2	Lightning 3 vs. NY Rangers 4 (OT)	Lightning 1 at Washington 2
1999-00	Lightning 2 at Ottawa 5	Lightning 5 vs. Boston 4	Lightning 2 at Florida 6
1998-99	Lightning 2 at Florida 6	Lightning 2 vs. Carolina 2 (T)	Lightning 2 at Florida 6
1997-98	Lightning 2 vs. Florida 2	Lightning 2 vs. Florida 2	Lightning 0 at NY Islanders 4
1996-97	Lightning 1 at Hartford 2	Lightning 4 vs. Pittsburgh 3	Lightning 1 at Hartford 2
1995-96	Lightning 1 vs. Philadelphia 3	Lightning 1 vs. Philadelphia 3	Lightning 1 at Hartford 2
1994-95	Lightning 3 vs. Ottawa 4	Lightning 1 vs. Philadelphia 3	Lightning 3 at NY Rangers 2
1993-94	Lightning 5 vs. Quebec 2	Lightning 3 vs. Ottawa 4	Lightning 1 at Quebec 4
1992-93	Lightning 5 at St. Louis 6	Lightning 5 vs. Quebec 2	Lightning 4 at Hartford 6
		Lightning 5 at St. Louis 6	Lightning 5 at St. Louis 6
TOTALS	GP W L T OTL	GP W L T OTL	GP W L T OTL
	22 7 13 1 1	22 8 11 1 2	22 8 12 0 2

1997-98
OCTOBER 1, 1997 **LIGHTNING 4 VS. CAROLINA 2**
ST. PETE TIMES FORUM - ATTEN. 17,808
4 Cross, 5 Ulanov, 6 Norton, 7 Zamuner, 8 Huscroft, 9 Toms, 10 Dykhuis, 15 Ysebaert, 19 Bradley, 20 Renberg, 21 Yukota, 22 Ciccarelli, 24 Wiemer, 28 Poulin, 29 Selivanov, 34 Andersson, 44 Hamrlik, 79 Vujtek, 32 Schwab, **93 Pупpa**

1996-97
OCTOBER 5, 1996 **LIGHTNING 4 AT PITTSBURGH 3 (OT)**
CIVIC ARENA - ATTEN. 17,204
2 Houlder, 4 Cross, 7 Zamuner, 11 Burr, 12 Cullen, 19 Bradley, 20 Poeschek, 22 Ciccarelli, 23 Bellows, 24 Wiemer, 26 Wells, 27 Shaw, 28 Poulin, 29 Selivanov, 34 Andersson, 44 Hamrlik, 77 Gratton, 92 Gavey, 32 Schwab, **93 Pупpa**

1995-96
OCTOBER 7, 1995 **LIGHTNING 3 VS. CALGARY 3**
THUNDERDOME - ATTEN. 22,735
3 Charron, 4 Cross, 11 Burr, 12 Cullen, 14 J. Tucker, 15 Ysebaert, 18 Langkow, 19 Bradley, 20 Poeschek, 22 Gavey 23, Bellows, 28 Finn, 29 Selivanov, 34 Andersson, 39 Ciccone, 44 Hamrlik, 77 Gratton, 85 Klima, 30 Bergeron, **93 Pупpa**

1994-95
JANUARY 20, 1995 **LIGHTNING 3 VS. PITTSBURGH 5**
THUNDERDOME - ATTEN. 26,387
3 Charron, 4 Cross, 7 Zamuner, 14 J. Tucker, 18 Savard, 19 Bradley, 20 Poeschek, 22 Chambers, 24 Cole, 25 Bergevin, 27 Cummins, 28 Bureau, 29 Selivanov, 34 Andersson, 39 Ciccone, 44 Hamrlik, 77 Gratton, 85 Klima, 30 Bergeron, **93 Pупpa**

1993-94
OCTOBER 6, 1993 **LIGHTNING 1 AT NEW JERSEY 2**
MEADOWLANDS ARENA - ATTEN. 12,946
2 Beers, 6 Dufresne, 7 Zamuner, 9 Savard, 10 Creighton, 11 McDougall, 14 J. Tucker, 17 Gallant, 18 DiMaio, 20 Poeschek, 22 Chambers, 24 Cole, 25 Bergevin, 29 Reekie, 34 Andersson, 77 Gratton, 85 Klima, 35 Jablonski, **93 Pупpa**

1992-93
OCTOBER 7, 1992 **LIGHTNING 7 VS. CHICAGO 3**
EXPO HALL - ATTEN. 10,425
3 Crossman, 5 Ramage, 7 Zamuner, 8 Hodge, 9 Semenov, 10 Creighton, 14 J. Tucker, 16 Kontos, 17 McRae, 18 DiMaio, 19. Bradley, 23 Hartman, 25 Bergevin, 27 Drulia, 29 Reekie, 32 Taglianetti, 34 Andersson, 44 Hamrlik, 1 Young, 35 Jablonski

BOLD - indicates starting goaltender.

SEASON CLOSING LINEUPS
2014-15
APRIL 11, 2015 **LIGHTNING 3 VS. BOSTON 2 (SO)**
AMALIE ARENA - ATTEN. 19,204
6 Stralman, 8 Barberio, 9 Johnson, 10 Morrow, 11 Boyle, 13 Paquette, 18 Palat, 23 Brown, 24 Callahan, 25 Carle, 42 Marchessault, 51 Filppula, 53 Witkowski, 77 Hedman, 86 Kucherov, 89 Nesterov, 90 Namestnikov, 91 Stamkos, **30 Bishop**, 88 Vasilevskiy

2013-14
APRIL 13, 2014 **LIGHTNING 1 AT WASHINGTON 0 (SO)**
VERIZON CENTER - ATTEN. 18,506
2 Brewer, 6 Salo, 7 Gudas, 9 Johnson, 16 Purcell, 17 Killorn, 21 Kostka, 23 Brown, 24 Callahan, 25 Carle, 26 St. Louis, 28 M. Roy, 42 Tyrell, 44 Thompson, 67 Pouliot, 76 Labrie, 77 Hedman, 86 Kucherov, 91 Stamkos, 37 Gudlevskis, **39 Lindback**

2012-13
APRIL 27, 2013 **LIGHTNING 3 VS. FLORIDA 5**
TAMPA BAY TIMES FORUM - ATTEN. 19,204
2 Brewer, 3 Aulie, 4 Lecavalier, 6 Salo, 11 Pyatt, 12 Malone, 16 Purcell, 17 Killorn, 19 Crombeem, 25 Carle, 26 St. Louis, 28 M. Roy, 42 Tyrell, 44 Thompson, 67 Pouliot, 76 Labrie, 77 Hedman, 91 Stamkos, 32 Garon, **39 Lindback**

2011-12
APRIL 7 **LIGHTNING 4 AT WINNIPEG 3 (OT)**
MTS CENTRE - ATTEN. 15,004
2 Brewer, 3 Aulie, 4 Lecavalier, 7 Clark, 11 Pyatt, 12 Malone, 14 Connolly, 15 Lee, 16 Purcell, 18 Hall, 19. Brown, 23 Commodore, 26 St. Louis, 29 Mikkelsen, 34 Wyman, 44 Thompson, 77 Hedman, 91 Stamkos, **30 Roloson**, 35 Caron

2010-11
APRIL 9, 2011 **LIGHTNING 6 AT CAROLINA 2**
RBC CENTER - ATTEN. 17,805
4 Lecavalier, 5 Ohlund, 7 Clark, 9 Downie, 10 Bergenheim, 12 Gagne, 13 Kubina, 16 Purcell, 18 Hall, 19 Moore, 26 St. Louis, 32 Smaby, 39 Lundin, 42 Tyrell, 44 Thompson, 47 Bergeron, 91 Stamkos, 35 Roloson, **41 Smith**

2009-10
APRIL 11, 2010 **LIGHTNING 3 AT FLORIDA 1**
BANKATLANTIC CENTER - ATTEN. 15,884
4 Lecavalier, 5 Ohlund, 6 Foster, 8 Walker, 9 Downie, 12 Malone, 13 Tanguay, 14 Meszaros, 16 Purcell, 19 Veilleux, 26 St. Louis, 27 Bochenski, 28 Konopka, 39 Lundin, 44 Thompson, 55 Lashoff, 58 Jackson, 91 Stamkos, 30 Nittymaki, **41 Smith**

2008-09
APRIL 11, 2009 **LIGHTNING 2 AT ATLANTA 6**
PHILLIPS ARENA - ATTEN. 17,122
6 Melichar, 7 Welch, 11 Halpern, 18 Hall, 20 Prospal, 24 Pettinger, 26 St. Louis, 27 Bochenski, 28 Konopka, 32 Smaby, 33 Koci, 38 Szczeczhura, 44 Karsums, 51 Quick, 55 Lashoff, 56 Mihalik, 76 Artyukhin, 91 Stamkos, **30 McKenna**, 31 Ramo

2007-08
APRIL 5, 2008 **LIGHTNING 1 AT ATLANTA 4**
PHILLIPS ARENA - ATTEN. 18,732
2 Picard, 3 Janik, 7 Duelllet, 10 Jokinen, 11 Halpern, 16 Ward, 21 Darche, 22 Boyle, 24 Karlsson, 26 St. Louis, 29 MacDonald, 32 Smaby, 37 Lukowich, 39 Lundin, 42 Lessard, 61 Stewart, 71 Kuba, 74 Tarnasky, 31 Ramo, **41 Smith**

2006-07
APRIL 7, 2007 **LIGHTNING 2 VS. ATLANTA 3 (SO)**
PHILLIPS ARENA - ATTEN. 18,756
4 Lecavalier, 9 Perrin, 16 Ward, 17 Fedotenko, 19 Richards, 20 Prospal, 21 Sarich, 22 Boyle, 26 St. Louis, 27 Taylor, 36 Roy, 44 Pratt, 49 Jones, 54 Ranger, 55 O'Brien, 61 Stewart, 71 Kuba, 74 Tarnasky, 31 Ramo, **40 Holmqvist**

2005-06
APRIL 18, 2006 **LIGHTNING 1 VS. WASHINGTON 4**
ST. PETE TIMES FORUM - ATTEN. 20,154
2 Helbling, 4 Lecavalier, 5 Sydor, 8 Cibak, 11 Dingman, 17 Fedotenko, 18 DiMaio, 19 Richards, 21 Sarich, 22 Boyle, 26 St. Louis, 27 Taylor, 29 Afanasenko, 33 Modin, 34 Craig, 44 Pratt, 54 Ranger, 76 Artyukhin, **47 Grahame**, 1 Burke

2004-05
Did Not Play

2003-04
APRIL 3, 2004 **LIGHTNING 1 VS. ATLANTA 2**
ST. PETE TIMES FORUM - ATTEN. 20,244
4 Lecavalier, 5 Cullimore, 8 Cibak, 9 Perrin, 11 Dingman, 13 Kubina, 17 Fedotenko, 19 Richards, 21 Sarich, 22 Boyle, 25 Andreychuk, 26 St. Louis, 27 Taylor, 33 Modin, 36 Roy, 37 Lukowich, 55 Sydor, 61 Stillman, **35 Khabibulin**, 47 Grahame

2002-03
APRIL 6, 2003 **LIGHTNING 2 AT ATLANTA 6**
PHILLIPS ARENA - ATTEN. 18,033
3 Bergevin, 4 Lecavalier, 5 Cullimore, 7 Clymer, 11 Dingman, 13 Kubina, 15 Alexeev, 19 Svitov, 17 Fedotenko, 18 Olvestad, 19 Richards, 20 Prospal, 21 Sarich, 23 Laukkanen, 26 St. Louis, 27 Taylor, 33 Modin, 35 Khabibulin, 44 Pratt, **47 Grahame**

2001-02
APRIL 14, 2002 **LIGHTNING 3 AT FLORIDA 2 (OT)**
NATIONAL CAR RENTAL CENTER - ATTEN. 18,219
2 Neckar, 4 Lecavalier, 5 Cullimore, 7 Clymer, 11 Dingman, 13 Kubina, 15 Alexeev, 19 Richards, 20 Prospal, 21 Sarich, 22 Boyle, 24 Willis, 25 Andreychuk, 28 Keefe, 33 Modin, 41 Olvestad, 44 Pratt, 46 Cibak, 31 Kochan, **35 Khabibulin**

2000-01
APRIL 8, 2001 **LIGHTNING 1 AT WASHINGTON 2**
MCI CENTER - ATTEN. 18,672
2 Neckar, 4 Lecavalier, 5 Cullimore, 6 Aucoin, 7 Clymer, 10 Emmons, 13 Kubina, 14 Kharitonov, 17 R. Johnson, 19 Richards, 21 Sarich, 26 St. Louis, 28 Ekman, 30 Zyzin, 34 Dwyer, 36 Barnaby, 37 Afanasenko, 73 Elich, 31 **Flaherty**, 35 Khabibulin

1999-00
APRIL 9, 2000 **LIGHTNING 2 AT OTTAWA 5**
COREL CENTER - ATTEN. 18,022
2 Mara, 5 Gardiner, 6 Muir, 7 Clymer, 8 Warriner, 9 Holzinger, 10 M. Johnson, 15 Svejtkovsky, 17 R. Johnson, 19 Martins, 20 Drulia, 21 Sarich, 22 Primeau, 25 Hay, 28 Ekman, 33 Modin, 43 Fredrich, 46 Skopintsev, **35 Kochan**, 39 Cloutier

1998-99
APRIL 17, 1999 **LIGHTNING 2 AT FLORIDA 6**
NATIONAL CAR RENTAL CENTER - ATTEN. 19,079
3 Gusev, 4 Cross, 5 Cullimore, 7 Zamuner, 8 Lecavalier, 11 Kelly, 13 Kubina, 14 Petrovicky, 16 Tucker, 21 Daigle, 22 Mara, 26 Sillinger, 27 Forbes, 44 Richer, 49 Wilkie, 55, Bannister, 64 Bonsignore, 77 Gratton, 32 Schwab, **35 Wilkinson**

1997-98
APRIL 18, 1998 **LIGHTNING 2 VS. FLORIDA 2**
ST. PETE TIMES FORUM - ATTEN. 14,261
3 Kubina, 4 Cross, 6 Wilkie, 7 Zamuner, 10 McCarthy, 14 Dykhuis, 15 Ysebaert, 16 Tucker, 17 Peterson, 18 Langkow, 20 Renberg, 21 Hull, 33 Racine, 34 Andersson, 36 DeBruk, 39 Ciccone, 62 Nazarov, 64 Bonsignore, 1 Bierk, **30 Fitzpatrick**

1996-97
APRIL 13, 1997 **LIGHTNING 1 AT HARTFORD 2**
HARTFORD CIVIC CENTER - ATTEN. 14,660
2 Houlder, 4 Cross, 5 Ulanov, 6 Norton, 7 Zamuner, 8 Huscroft, 9 Toms, 11 Burr, 15 Ysebaert, 18 Langkow, 20 Poeschek, 22 Ciccarelli, 24 Wiemer, 28 Poulin, 29 Selivanov, 44 Hamrlik, 74 Myhres, 77 Gratton, **31 Tabaracci**, 32 Schwab

1995-96
APRIL 14, 1996 **LIGHTNING 1 VS. PHILADELPHIA 3**
THUNDERDOME - ATTEN. 23, 697
2 Houlder, 4 Cross, 5 Ulanov, 7 Zamuner, 11 Burr, 12 Cullen, 14 Tucker, 15 Ysebaert, 20 Poeschek, 22 Gavey, 23 Bellows, 27 Shaw, 28 Poulin, 29 Selivanov, 34 Andersson, 44 Hamrlik, 77 Gratton, 95 Petit, 1 **Reese**, 35 Wilkinson

1994-95
MAY 3, 1995 **LIGHTNING 3 VS. OTTAWA 4**
THUNDERDOME - ATTEN. 21,689
3 Charron, 4 Cross, 6 Plavsic, 7 Zamuner, 9 Wiemer, 14 Tucker, 15 Ysebaert, 19 Bradley, 25 Bergevin, 27 Semak, 28 Bureau, 29 Selivanov, 33 Myhres, 34 Andersson, 39 Ciccone, 44 Hamrlik, 77 Gratton, 95 Klima, **30 Bergeron**, 93 Pупpa

1993-94
APRIL 14, 1994 **LIGHTNING 5 VS. QUEBEC 2**
THUNDERDOME - ATTEN. 21,094
7 Zamuner, 9 Savard, 10 Creighton, 14 Tucker, 15 Elynuik, 17 Gallant, 19 Bradley, 20 Poeschek, 22 Chambers, 23 Joseph, 24 Cole, 25 Bergevin, 28 Bureau, 34 Andersson, 39 Ciccone, 44 Hamrlik, 77 Gratton, 85 Klima, 1 Young, **93 Pупpa**

1992-93
APRIL 15, 1993 **LIGHTNING 5 AT ST LOUIS 6**
ST. LOUIS ARENA - ATTEN. 17,816
2 Beers, 7 Zamuner, 10 Creighton, 11 Kasper, 14 Tucker, 17 Lafreniere, 19 Bradley, 20 Gilhen, 21 Bergland, 22 Chambers, 24 Cole, 25 Bergevin, 26, Hervey, 27 Drulia, 34 Andersson, 37 Maltais, 40 LiPuma, 44 Hamrlik, 30 Bergeron, **35 Jablonski**

BOLD - indicates starting goaltender.

2013-2014 STATS

2013-2014 INDIVIDUAL SCORING

(46-27-9, 101 pts., 2nd Atlantic Division)

PLAYERS

POS	#	PLAYER	GP	G	A	P	+/-	PIM	PP	SH	GW	OT	S	S%	TOI/G
L	18	Ondrej Palat	81	23	36	59	32	20	3	2	3	0	165	13.9	18:02
L	51	Valtteri Filppula	75	25	33	58	5	20	6	0	2	0	131	19.1	19:58
D	77	Victor Hedman	75	13	42	55	5	53	3	0	2	0	170	7.6	22:26
C	9	Tyler Johnson	82	24	26	50	23	26	5	5	4	0	181	13.3	18:47
R	16	Teddy Purcell	81	12	30	42	-3	14	3	0	4	1	157	7.6	16:27
C	17	Alex Killorn	82	17	24	41	8	63	3	0	2	1	173	9.8	16:46
C	91	Steven Stamkos	37	25	15	40	9	18	9	1	5	1	124	20.2	20:14
D	25	Matt Carle	82	2	29	31	11	28	1	0	0	0	115	1.7	22:11
D	7	Radko Gudas	73	3	19	22	2	152	1	0	1	1	114	2.6	19:07
R	23	J.T. Brown	63	4	15	19	-9	6	0	0	0	0	113	3.5	13:02
R	86	Nikita Kucherov	52	9	9	18	3	14	3	0	3	0	102	8.8	13:06
D	6	Sami Salo	71	4	13	17	11	18	0	0	0	0	81	4.9	18:11
D	2	Eric Brewer	77	4	13	17	10	59	0	2	0	0	83	4.8	17:33
C	44	Nate Thompson	81	9	7	16	3	27	0	2	1	1	105	8.6	12:51
L	12	Ryan Malone	57	5	10	15	-7	67	0	0	0	0	95	5.3	11:46
R	71	Richard Panik	50	3	10	13	-9	21	0	0	1	0	56	5.4	12:41
R	24	Ryan Callahan	20	6	5	11	4	8	3	0	1	0	54	11.1	20:13
D	8	Mark Barberio	49	5	5	10	10	28	1	0	0	0	54	9.3	14:34
R	19	B.J. Crombeen	55	3	7	10	-2	79	0	0	1	0	60	5.0	10:10
D	21	Michael Kostka	19	2	6	8	7	0	0	0	0	0	31	6.5	15:53
D	62	Andrej Sustr	43	1	7	8	3	16	0	0	0	0	39	2.6	15:47
C	11	Tom Pyatt	27	3	4	7	-2	4	0	0	1	0	27	11.1	11:27
D	22	Jean-Philippe Cote	19	0	4	4	0	22	0	0	0	0	12	0	10:00
R	14	Brett Connolly	11	1	0	1	-5	4	0	0	1	0	12	8.3	12:01
D	3	Keith Aulie	15	0	1	1	-3	9	0	0	0	0	6	0	9:49
C	54	Cedric Paquette	2	0	1	1	1	0	0	0	0	0	1	0	14:32
D	24	Dmitry Korobov	3	0	1	1	0	2	0	0	0	0	0	0	10:41
D	55	Matt Taormina	7	0	0	0	0	0	0	0	0	0	6	0	13:23
C	42	Dana Tyrell	7	0	0	0	0	4	0	0	0	0	4	0	9:14
L	76	Pierre-Cedric Labrie	13	0	0	0	-4	20	0	0	0	0	2	0	6:52
R	28	Cody Kunyk	1	0	0	0	0	0	0	0	0	0	2	0	10:12
C	65	Vladislav Namestnikov	4	0	0	0	-1	4	0	0	0	0	4	0	9:29

GOALTENDERS

#	PLAYER	GP	TOI	GAA	W	L	OTL	SA	GA	SV	SV%	SO	G	A	PIM
30	Ben Bishop	63	3,586	2.23	37	14	7	1758	133	1625	0.924	5	0	2	4
39	Anders Lindback	23	1,302	2.90	8	12	2	580	63	517	0.891	1	0	0	2
40	Kristers Gudleviskis	1	60	2.00	1	0	0	38	2	36	0.947	0	0	0	0
31	Cedric Desjardins	1	18	6.67	0	1	0	13	2	11	0.846	0	0	0	2

TRADED PLAYERS

POS	#	PLAYER	GP	G	A	P	+/-	PIM	PP	SH	GW	OT	S	S%	TOI/G
R	26	Martin St. Louis	62	29	32	61	12	6	9	0	5	1	167	17.4	21:41
C	42	Dana Tyrell	7	0	0	0	0	0	0	0	0	0	4	0	9:14
C	55	Matt Taormina	7	0	0	0	0	0	0	0	0	0	6	0	13:23

2013-2014 GAME-BY-GAME RESULTS

#	DATE	TEAM	W-L-OT	RECORD	GF-GA	SCORERS	GWG	PP	PK	SF-SA	W-L GLTOR	ATTEND.
1	10/3/2013	@ BOS	L	0-1-0	1-3	51	17	0-5	3-3	33-25	40-39	17,565+
2	10/05/2013	@ CHI	W**	1-1-0	3-2	26,16p	51	1-1	45	19-39	30-50	21,563+
3	10/08/2013	@ BUF	W*	2-1-0	3-2	9,16p,17p	17	1-3	2-4	34-23	30-1	18,243
4	10/10/2013	FLA	W	3-1-0	7-2	26,91s,91,18,51p,51,91p	91	2-5	4-5	28-21	30-25	19,204+
5	10/12/2013	PIT	L	3-2-0	4-5	51,91,16p,17p	2	2-5	2-5	18-26	29-39	18,939
6	10/15/2013	LAK	W	4-2-0	5-1	12,16,26,26,18	16	0-3	5-5	25-31	30-32	16,310
7	10/17/2013	MIN	W	5-2-0	3-1	9p,91,6	91	1-7	2-2	30-26	30-37	16,454
8	10/19/2013	BOS	L	5-3-0	0-5		46	0-4	4-4	23-22	40-30	18,512
9	10/24/2013	CHI	W*	6-3-0	6-5	25p,44s,91,77,91p,26	26	2-4	5-6	25-43	30-39	18,820
10	10/26/2013	BUF	W	7-3-0	3-2	9p,26,18	18	1-6	3-3	39-22	30-30	18,088
11	10/27/2013	@ FLA	W**	8-3-0	4-3	26,91,7p	91	1-3	4-4	28-32	39-25	12,336
12	10/29/2013	@ NJO	L	8-4-0	1-2	91p	68	1-4	2-2	17-22	30-30	13,501
13	11/01/2013	@ CAR	W	9-4-0	3-0	77,91,17	77	0-3	4-4	32-31	30-35	14,828
14	11/02/2013	STL	W	10-4-0	4-2	17,91,14,51	14	0-3	3-3	25-30	30-41	18,885
15	11/07/2013	EDM	W	11-4-0	4-2	91,91,9,51	9	0-2	1-2	26-40	30-40	18,695
16	11/09/2013	@ DET	W*	12-4-0	3-2	12,91,16	16	0-3	4-4	34-27	30-35	20,066+
17	11/11/2013	@ BOS	L	12-5-0	0-3		37	0-4	1-1	28-26	40-39	17,565+
18	11/12/2013	@ MTL	W**	13-5-0	2-1	12	51	0-4	3-3	45-29	30-31	21,273+

#	DATE	TEAM	W-L-OT	RECORD	GF-GA	SCORERS	GWG	PP	PK	SF-SA	W-L GLTOR	ATTEND.
19	11/14/2013	ANA	W	14-5-0	5-1	51,26p,51p,17,77	26	2-2	3-3	20-25	30-1	17,763
20	11/16/2013	@ PHX	L	14-6-0	3-6	71,23,17	5	0-2	1-3	30-30	41-39	12,562
21	11/19/2013	@ LAK	L	14-7-0	2-5	51p,77	14	1-4	4-5	21-31	54-30	18,118+
22	11/21/2013	@ SJS	L	14-8-0	1-5	9	7	0-1	2-2	37-36	31-39	17,562+
23	11/22/2013	@ ANA	O*	14-8-1	0-1		15	0-6	3-3	31-42	1-30	16,648
24	11/25/2013	NVR	W	15-8-1	5-0	56,26,26,16,16	86	0-3	6-6	25-37	30-30	19,204+
25	11/27/2013	PHI	W	16-8-1	4-2	77,18s,77p,9	77	1-4	1-2	35-21	39-29	18,427
26	11/29/2013	PIT	L	16-9-1	0-3		14	0-3	2-3	21-29	29-30	19,065
27	12/03/2013	@ CBJ	L	16-10-1	0-1		71	0-2	1-1	26-21	72-30	10,223
28	12/05/2013	OTT	W	17-10-1	3-1	26,26,51	26	0-4	4-5	22-34	30-40	16,562
29	12/07/2013	WPG	O**	17-10-2	1-2	44	55	0-1	3-3	29-36	35-39	18,354
30	12/10/2013	@ WSH	O**	17-10-3	5-6	26p,56p,44,9,18	20	2-5	2-5	42-31	31-30	18,506+
31	12/12/2013	DET	W**	18-10-3	2-1	56	26	0-4	4-4	27-29	30-50	19,204+
32	12/14/2013	@ NJO	L	18-11-3	0-3		12	0-3	2-2	33-19	30-39	13,832
33	12/15/2013	@ DET	W	19-11-3	3-0	9,23,17	9	0-3	3-3	26-28	30-34	20,066+
34	12/17/2013	@ NYI	W**	20-11-3	3-2	51,51	86	0-1	1-2	36-34	30-20	13,618
35	12/19/2013	NSH	W	21-11-3	4-2	17,26p,16,71	16	1-4	4-5	33-30	39-30	17,254
36	12/21/2013	CAR	W*	22-11-3	3-2	77,26p,7	7	1-5	2-2	50-27	30-35	19,204+
37	12/22/2013	@ FLA	W	23-11-3	6-1	17,9,51p,26,23,23	9	1-4	2-3	36-29	30-30	15,942
38	12/28/2013	MTL	O**	23-11-4	1-2	26	81	0-3	3-3	24-21	31-30	19,204+
39	12/29/2013	NYR	L	23-12-4	3-4	9p,18,51	67	1-2	0-3	40-29	30-39	19,204+
40	1/1/2014	@ VAN	W	24-12-4	4-2	51,9,86p,17	86	1-3	2-2	33-30	30-31	18,910+
41	1/3/2014	@ CGY	W	25-12-4	2-0	18,86	18	0-5	5-5	29-19	30-31	19,289+
42	1/5/2014	@ EDM	L	25-13-4	3-5	86p,77,51	27	1-1	2-3	27-26	80-39	16,839+
43	1/7/2014	@ WPG	W	26-13-4	4-2	51,18,26p,26	26	1-3	3-5	33-14	39-31	15,004+
44	1/9/2014	WSH	L	26-14-4	3-4	9,19,18	16	0-1	1-3	36-20	31-39	19,204+
45	1/11/2014	@ PHI	W	27-14-4	6-3	17,16,12,51,26,12	51	0-3	3-4	25-38	39-35	19,987+
46	1/13/2014	@ CBJ	L	27-15-4	2-3	17p,77	55	1-4	4-6	28-28	72-39	14,070
47	1/14/2014	@ NYR	W	28-15-4	2-1	77p,86	86	1-2	2-2	25-34	30-30	18,006+
48	1/16/2014	NYI	O**	28-15-5	1-2	26p	51	1-3	3-4	30-30	60-30	18,333
49	1/18/2014	SJS	L	28-16-5	4-5	26p,26,26,26p	8	2-4	1-2	29-32	31-30	19,204+
50	1/19/2014	@ CAR	W	29-16-5	5-3	8p,18,86,16,8	16	1-2	4-5	24-51	30-31	16,760
51	1/23/2014	OTT	W**	30-16-5	4-3	9s,19,18	86	0-2	1-3	38-36	30-41	18,751
52	1/25/2014	COL	W	31-16-5	5-2	9,8,51,9,9	51	0-3	3-3	29-27	30-30	19,204+
53	1/28/2014	@ TOR	L	31-17-5	2-3	25,8	21	0-3	3-3	42-26	45-26	19,475+
54	1/30/2104	@ OTT	L	31-18-5	3-5	17,9s,77	7	0-2	2-2	38-28	41-39	19,757+
55	2/1/2014	@ MTL	W*	32-18-5	2-1	44s,44	44	0-3	4-4	3		

2012-2013 STATS

2012-2013 INDIVIDUAL SCORING (18-26-4, 40 pts., 4th Southeast Division)

PLAYERS

#	PLAYER	POS	GP	G	A	P	+/-	PIM	PP	SH	GW	OT	S	S%	TOI/G
26	Martin St. Louis	R	48	17	43	60	0	14	3	0	2	0	112	15.2	21:59
91	Steven Stamkos	C	48	29	28	57	-4	32	10	0	2	0	157	18.5	22:01
16	Teddy Purcell	R	48	11	25	36	-1	12	3	0	2	0	94	11.7	16:44
4	Vincent Lecavalier	C	39	10	22	32	-5	29	5	0	0	0	86	11.6	17:52
89	Cory Conacher	L	35	9	15	24	-3	16	1	0	2	0	53	17.0	14:21
25	Matthew Carle	D	48	5	17	22	1	4	2	0	0	0	66	7.6	23:44
67	Benoit Pouliot	L	34	8	12	20	8	15	0	1	1	60	13.3	13:14	
77	Victor Hedman	D	44	4	16	20	1	31	0	0	0	0	76	5.3	22:39
17	Alex Killorn	C	38	7	12	19	-6	14	1	0	2	0	82	8.5	16:49
6	Sami Salo	D	46	2	15	17	5	16	1	0	0	0	48	4.2	20:59
11	Tom Pyatt	C	43	8	8	16	5	12	0	1	0	0	60	13.3	13:34
44	Nate Thompson	C	45	7	8	15	-2	17	0	0	0	0	58	12.1	14:20
2	Eric Brewer	D	48	4	8	12	3	30	1	0	1	0	56	7.1	20:30
71	Richard Panik	R	25	5	4	9	-2	4	1	0	1	0	34	14.7	11:19
12	Ryan Malone	L	34	6	2	8	-3	22	2	0	1	0	37	16.2	15:44
19	B.J. Crombeen	R	44	1	7	8	4	112	0	0	0	0	50	2.0	11:04
3	Keith Aulie	D	45	2	5	7	1	60	0	0	0	0	37	5.4	12:49
63	Tyler Johnson	C	14	3	3	6	3	4	0	0	0	0	11	27.3	13:04
75	Radko Gudas	D	22	2	3	5	3	38	0	1	0	0	31	6.5	16:59
47	Marc-Andre Bergeron	D	12	1	4	5	3	4	0	0	0	0	22	4.5	12:21
74	Ondrej Palat	L	14	2	2	4	5	0	0	1	0	0	16	12.5	11:44
42	Dana Tyrell	C	21	1	3	4	-3	4	0	0	0	0	19	5.3	10:21
18	Adam Hall	R	20	0	4	4	3	23	0	0	0	0	16	0	10:17
76	Pierre-Cedric Labrie	L	19	2	1	3	2	30	0	0	0	0	16	12.5	8:33
14	Brett Connolly	R	5	1	0	1	-3	0	1	0	0	0	10	10	10:16
29	Brendan Mikkelson	D	4	0	1	1	1	6	0	0	0	0	0	0	9:45
15	Brian Lee	D	22	0	0	0	-13	16	0	0	0	0	13	0	13:55
55	Matt Taormina	D	2	0	0	0	-1	0	0	0	0	0	0	0	16:38
8	Mark Barberio	D	2	0	0	0	-2	0	0	0	0	0	1	0	15:29
62	Andrej Sustr	D	2	0	0	0	1	0	0	0	0	0	2	0	10:43
7	Mathieu Roy	D	1	0	0	0	-1	0	0	0	0	0	0	0	14:07
34	JT Wyman	R	1	0	0	0	-1	0	0	0	0	0	0	0	13:31
58	Mike Angelidis	L	1	0	0	0	0	0	0	0	0	0	0	0	7:22

GOALTENDERS

#	PLAYER	GP	TOI	GAA	W	L	OTL	SA	GA	SV	SV%	SO	G	A	PIM
39	Anders Lindback	24	1,304:11	2.90	10	10	1	642	63	579	.902	0	0	1	0
32	Mathieu Garon	18	910:04	2.90	5	9	2	427	44	383	.897	0	0	0	0
30	Ben Bishop	9	502:26	2.99	3	4	1	302	25	277	.917	1	0	0	2
30	Cedrick Desjardins	3	160:06	3.00	0	3	0	73	8	65	.890	0	0	1	0

TRADED PLAYERS

POS	#	PLAYER	GP	G	A	P	+/-	PIM	PP	SH	GW	OT	S	S%	TOI/G
R	9	Steve Downie	55	12	16	28	-15	121	2	0	1	0	99	12.1	15:30
D	97	Matt Gilroy	53	2	15	17	2	16	0	0	0	0	60	3.3	17:36
C	49	Blair Jones	22	2	2	4	-3	10	0	0	0	0	21	9.5	8:26
D	13	Pavel Kubina	52	3	8	11	1	59	0	0	1	0	56	5.4	19:54
C	19	Dominic Moore	56	4	15	19	-10	48	0	1	1	0	74	5.4	16:16

2012-2013 GAME-BY-GAME RESULTS

#	OPPONENT	RESULT	RECORD	SCORERS	W GOAL	PP	PK	SF-SA	W-L GLTNR	ATTEND.
1	1/19 vs. WSH	W, 6-3	1-0-0	Brewer, Lecavalier St. Louis (p), St. Louis(p), Conacher, Brewer	St. Louis	3-7	3-4	34-30	Lindback-Holtby	19,204+
2	1/21 @ NYI	L, 4-3	1-1-0	St. Louis, Pouliot, Stamkos	Ullstrom	0-3	6-7	26-44	Nabokov-Lindback	15,322
3	1/22 @ CAR	W, 4-1	2-1-0	Pyatt, Conacher, Aulie, Malone (p)	Conacher	1-6	4-5	26-36	Garon-Ward	18,680+
4	1/25 vs. OTT	W, 6-4	3-1-0	Carle (p), Stamkos, Hedman, Malone, Malone Pyatt	Malone	1-4	3-4	31-36	Lindback-Bishop	19,204+
5	1/27 vs. PHI	W, 5-1	4-1-0	Purcell (p), Brewer, Lecavalier (p), Hedman, Stamkos	Brewer	2-5	6-6	26-25	Lindback-Leighton	19,204+
6	1/29 vs. FLA	W, 5-2	5-1-0	Stamkos (p), Conacher, Pyatt, Tyrell, Lecavalier (p)	Pyatt	2-5	4-4	33-28	Lindback-Theodore	19,204+
7	2/1 vs. WPG	W, 8-3	6-1-0	Conacher (p), Stamkos (p), Lecavalier (p), Conacher, Thompson, Purcell, Malone, Pouliot	Conacher	3-5	2-4	25-29	Lindback-Pavelec	19,204+
8	2/2 vs. NYR	L, 2-1	6-2-0	Stamkos (p), Stamkos	Hagelin	1-1	2-2	32-30	Biron-Garon	19,204+
9	2/5 @ PHI	L, 2-1	6-3-0	Pouliot	Sestito	0-4	2-2	22-24	Lindback-Bryzgalov	19,616+
10	2/7 @ NJD	L, 4-2	6-4-0	Thompson, Carle	Greene	0-4	2-4	19-27	Lindback-Brodeur	14,802

#	OPPONENT	RESULT	RECORD	SCORERS	W GOAL	PP	PK	SF-SA	W-L GLTNR	ATTEND.
11	2/10 @ NYR	L, 5-1	6-5-0	Lecavalier	Callahan	0-2	3-3	20-32	Garon-Lundqvist	17,200+
12	2/12 vs. MTL	L, 4-3**	6-5-1	Hedman, Hedman, Salo (p)	Desharnais (x)	1-5	6-7	24-34	Price-Lindback	19,204+
13	2/14 vs. WSH	L, 4-3	6-6-1	St. Louis, Purcell, Thompson	Beagle	0-2	0-1	30-39	Holtby-Garon	19,204+
14	2/16 @ FLA	W, 6-5*	7-6-1	Pouliot, Killorn, Stamkos, Stamkos (p), Purcell, Pouliot (y)	Pouliot(y)	1-4	3-3	36-30	Lindback-Theodore	17,009
15	2/19 vs. TOR	W, 4-2	8-6-1	Lecavalier, Stamkos, Killorn, Carle (p)	Killorn	1-6	3-3	19-25	Lindback-Scrivens	19,204+
16	2/21 vs. BOS	L, 4-2	8-7-1	Stamkos, Conacher	Marchand	0-3	0-0	26-26	Rask-Lindback	19,204+
17	2/23 @ CAR	W, 5-2	9-7-1	Bergeron, Pouliot, Panik, Pyatt, Stamkos	Panik	0-3	3-3	39-34	Garon-Ellis	18,680+
18	2/24 @ PIT	L, 5-3	9-8-1	Brewer, Stamkos (p), Conacher	Bennett	1-2	1-2	30-22	Fleury-Garon	18,656+
19	2/26 vs. BUF	L, 2-1	9-9-1	Stamkos	Myers	0-6	1-1	31-21	Miller-Garon	19,204+
20	2/28 @ NYR	L, 4-1	9-10-1	St. Louis	Stepan	0-3	3-4	25-42	Lundqvist-Garon	17,200+
21	3/2 @ BOS	L, 3-2	9-11-1	Stamkos (p), Killorn (p)	Marchand	2-8	3-5	22-27	Khudobin-Garon	17,565+
22	3/4 @ PIT	L, 4-3	9-12-1	Stamkos, Pyatt, Stamkos,	Neal	0-1	3-3	28-32	Fleury-Lindback	18,656+
23	3/5 @ NJD	W, 5-2	10-12-1	Thompson, St. Louis, Killorn, Thompson, Crombeen	Killorn	0-2	1-2	25-27	Lindback-Hedberg	15,229
24	3/7 vs. WPG	L, 2-1	10-13-1	Stamkos	Little	0-5	2-2	29-28	Montoya-Lindback	19,204+
25	3/9 vs. MTL	L, 4-3	10-14-1	Stamkos, Salo, Malone (p)	Gallagher	1-2	2-3	23-29	Price-Desjardins	19,204+
26	3/12 @ FLA	W, 3-2	11-14-1	Lecavalier, St. Louis, Stamkos (p)	Stamkos	1-2	4-4	13-39	Lindback-Markstrom	15,174
27	3/14 vs. NYI	L, 2-0	11-15-1		Tavares	0-2	0-1	18-29	Nabokov-Lindback	19,204+
28	3/16 vs. CAR	W, 4-1	12-15-1	Johnson, Palat, Thompson, Purcell	Palat	0-1	2-2	26-22	Garon-Peters	19,204+
29	3/18 vs. PHI	W, 4-2	13-15-1	Palat, Pyatt, Purcell, Stamkos	Purcell	0-4	4-4	27-30	Lindback-Bryzgalov	19,204+
30	3/20 @ TOR	L, 4-2	13-16-1	Gudas, Conacher	Bozak	0-4	2-2	28-26	Reimer-Garon	19,433+
31	3/23 @ OTT	L, 5-3	13-17-1	Johnson, Johnson, Purcell	Alfredsson	0-4	1-2	32-32	Lehner-Desjardins	20,016+
32	3/24 @ WPG	L, 3-2	13-18-1	Stamkos (p), Conacher	Enstrom	1-5	2-3	25-24	Pavelec-Desjardins	15,004+
33	3/26 vs. BUF	W, 2-1	14-18-1	Stamkos, St. Louis (p)	St. Louis	1-5	4-4	25-14	Garon-Miller	19,204+
34	3/29 vs. NJD	W, 5-4**	15-18-1	Stamkos, Thompson, Stamkos, Killorn	Purcell (x)	0-3	4-5	25-25	Garon-Brodeur	19,204+
35	4/2 vs. FLA	L, 3-2**	15-18-2	Pyatt, Killorn	Mueller (x)	0-3	1-3	41-25	Markstrom-Garon	17,904
36	4/4 @ CAR	W, 5-0	16-18-2	Purcell, Pyatt, Aulie, St. Louis, Pouliot	Purcell	0-1	1-2	30-45	Bishop-Ellis	17,042
37	4/6 @ NYI	L, 4-2	16-19-2	Panik, Carle	Martin	0-3	1-1	21-28	Nabokov-Bishop	16,170
38	4/7 @ WSH	L, 4-2	16-20-2	Lecavalier (p), Killorn	Ward	1-2	2-2	30-38	Neuvirth-Bishop	18,506+
39	4/9 vs. OTT	W, 3-2	17-20-2	Labrie, Lecavalier (p), Stamkos (p)	Stamkos	2-7	3-4	24-33	Bishop-Anderson	17,323
40	4/11 vs. PIT	L, 6-3	17-21-2	Purcell (p), Connolly (p) Purcell (p)	Malkin	3-4	3-6	19-41	Vokoun-Bishop	19,204+
41	4/13 @ WSH	L, 6-5*	17-21-3	Panik, St. Louis, Panik, St. Louis, Purcell	Green (y)	0-2	2-4	40-38	Holtby-Garon	18,506+
42	4/14 @ BUF	L, 3-1	17-21-3	Pouliot	Hecht	0-1	2-3	33-22	Enroth-Garon	18,991+
43	4/16 @ WPG	L, 4-3**	17-22-3	Panik (p), Lecavalier	Santorelli (x)	0-1	2-3	27-36	Pavelec-Bishop	15,004+
44	4/18 @ MTL	L, 3-2	17-22-4	Stamkos (p), St. Louis	Gionta	1-2	5-6	34-35	Price-Bishop	21,273+
45	4/21 vs. CAR	L, 3-2	17-23-4	Lecavalier, Pyatt, Malone Moore, Stamkos	Tiusty	1-2	4-4	37-28	Ellis-Lindback	19,204+
46	4/24 vs. TOR	W, 5-2	18-24-4	Stamkos, St. Louis, Gudas, St. Louis, St. Louis	Gudas	0-2	2-2	26-28	Bishop-Reimer	18,826
47	4/25 @ BOS	L, 2-0	18-25-4		Seidenberg	0-3	1-1	30-24	Rask-Lindback	17,565+
48	4/27 vs. FLA	L, 5-3	18-26-4	Carle, Malone, St. Louis	Fleischmann	0-2	1-1	31-32	Markstrom-Lindback	19,204+

* Overtime
** Shootout
+ Sellout
(p) Power Play Goal
(s) Shorthanded Goal
(x) Shootout Game-Winner
(y) Overtime Game-Winner (EV-PS) Successful Penalty Shot

2011-2012 STATS

2011-2012 INDIVIDUAL SCORING (38-36-8, 84 pts., 3rd Southeast Division)

PLAYERS

POS	#	PLAYER	GP	G	A	P	+/-	PIM	PP	SH	GW	OT	S	%	TOI/G
C	91	Steven Stankos	82	60	37	97	7	66	12	0	12	5	303	19.8	22:01
R	26	Martin St. Louis	77	25	49	74	-3	16	4	0	3	1	185	13.5	22:37
R	16	Teddy Purcell	81	24	41	65	9	16	8	0	3	1	152	15.8	16:07
C	4	Vincent Lecavalier	64	22	27	49	-2	50	5	0	5	1	182	12.1	18:55
L	12	Ryan Malone	68	20	28	48	-11	82	5	1	2	1	144	13.9	17:41
D	47	Marc-Andre Bergeron	43	4	20	24	6	20	1	0	0	0	80	5	19:21
D	77	Victor Hedman	61	5	18	23	-9	65	0	0	0	0	82	6.1	23:05
D	2	Eric Brewer	82	1	20	21	-5	49	0	0	0	0	83	1.2	23:16
C	11	Tom Pyatt	74	12	7	19	-19	8	1	0	0	0	95	12.6	14:47
D	15	Brian Lee	55	1	15	16	-8	35	0	0	0	0	32	3.1	15:32
C	44	Nate Thompson	68	9	6	15	-23	21	0	0	1	0	85	10.6	14:49
R	14	Brett Connolly	68	4	11	15	-9	30	1	0	2	1	94	4.3	11:28
D	7	Brett Clark	82	2	13	15	-26	20	0	0	0	0	61	3.3	18:22
D	27	Bruno Gervais	50	6	7	13	-4	8	1	0	0	0	57	10.5	14:16
D	22	Ryan Shannon	45	4	8	12	-11	10	0	0	0	0	46	8.7	12:01
R	34	JT Wyman	40	2	9	11	1	8	0	1	0	0	31	6.5	10:32
R	20	Tim Wallace	49	3	6	9	-3	16	0	1	0	0	26	11.5	8:35
R	18	Adam Hall	57	2	5	7	-11	17	0	0	1	0	63	3.2	11:51
C	24	Trevor Smith	16	2	3	5	2	4	0	0	0	0	17	11.8	12:27
C	42	Dana Tyrell	26	0	5	5	-5	6	0	0	0	0	23	0	10:30
D	29	Brendan Mikkelson	41	1	2	3	-4	13	0	0	0	0	45	2.2	14:24
D	3	Keith Aulie	36	0	3	3	-7	29	0	0	0	0	18	0	13:26
L	76	Pierre-Cedric Labrie	14	0	2	2	-2	15	0	0	0	0	5	0	5:54
D	23	Mike Commodore	30	0	2	2	7	38	0	0	0	0	23	0	12:36
L	59	Mike Angelidis	6	1	0	1	-1	5	0	0	0	0	8	12.5	6:29
R	19	J.T. Brown	5	0	1	1	2	0	0	0	0	0	13	0	13:51
C	21	Mattias Ritola	5	0	0	0	-2	6	0	0	0	0	14	0	10:50
D	43	Evan Uberg	3	0	0	0	2	0	0	0	0	0	3	0	9:50
R	21	Brandon Segal	10	0	0	0	-2	4	0	0	0	0	8	0	6:35

GOALTENDERS

#	PLAYER	GP	TOI	GAA	W	L	OTL	SA	GA	SV	SV%	SO	G	A	PIM
32	Mathieu Garon	48	2,483:45	2.85	23	16	4	1191	118	1073	0.901	1	0	2	0
35	Sebastian Caron	3	134:40	3.11	1	1	0	57	7	50	0.877	0	0	0	0
40	Dustin Tokarski	5	243:35	3.44	1	3	1	116	14	102	0.879	0	0	1	2
30	Dwayne Roloson	40	2,088:31	3.66	13	16	3	1126	128	998	0.886	1	0	0	6

TRADED PLAYERS

POS	#	PLAYER	GP	G	A	P	+/-	PIM	PP	SH	GW	OT	S	%	TOI/G
R	9	Steve Downie	55	12	16	28	-15	121	2	0	1	0	99	12.1	15:30
D	97	Matt Gilroy	53	2	15	17	2	16	0	0	0	0	60	3.3	17:36
C	49	Blair Jones	22	2	2	4	-3	10	0	0	0	0	21	9.5	8:26
D	13	Pavel Kubina	52	3	8	11	1	58	0	1	0	0	56	5.4	19:54
C	19	Dominic Moore	56	4	15	19	-10	48	0	1	1	0	74	5.4	16:16

2011-2012 GAME-BY-GAME RESULTS

#	OPPONENT	RESULT	RECORD	SCORERS	W GOAL	PP	PK	SF-SA	W-L GOALTENDER	ATTEND.
1	10/7 @ CAR	W, 5-1	1-0-0	St. Louis, Lecavalier (p), Downie (p), Hall, Malone	Lecavalier	2-6	5-5	34-33	Roloson-Ward	18,680+
2	10/8 @ BOS	L, 4-1	1-1-0	St. Louis	Paille	0-5	5-5	26-42	Thomas-Garon	17,565+
3	10/10 @ WSH	L, 6-5**	1-1-1	Purcell, Gervais, Moore, Thompson, Clark	Hendricks (x)	0-4	7-7	28-43	Vokoun-Roloson	18,506+
4	10/13 @ NYI	L, 5-1	1-2-1	Stankos	Moulson	0-3	4-4	35-34	Montoya-Roloson	9,759
5	10/15 @ FLA	L, 3-2**	1-2-2	Bergeron, Bergeron	Goc (x)	0-2	4-6	30-38	Theodore-Garon	18,352+
6	10/17 vs. FLA	L, 7-4	1-3-2	Purcell (p), Hedman, Lecavalier, Stankos	Versteeg	1-3	4-9	39-33	Theodore-Roloson	19,204+
7	10/20 vs. NYI	W, 4-1	2-3-2	Malone (p), Lecavalier, Stankos, Clark	Lecavalier	1-3	2-2	30-17	Garon-Montoya	18,181
8	10/22 vs. BUF	W, 3-0	3-3-2	Kubina, St. Louis, Hedman	Kubina	0-1	3-3	26-21	Garon-Miller	19,204+
9	10/25 @ BUF	W, 4-3	4-3-2	Lecavalier, Thompson, Stankos, Malone	Malone	0-3	3-3	23-39	Garon-Miller	18,690+
10	10/27 @ NSH	L, 5-3	4-4-2	Stankos, Purcell (p), Stankos	Spaling	1-2	3-3	32-27	Rinne-Garon	16,619
11	10/29 vs. WPG	W, 1-0	5-4-2	Lecavalier (p)	Lecavalier	1-4	2-2	27-28	Roloson-Pavelec	19,204+
12	11/1 @ CAR	L, 4-2	5-5-2	Purcell, Connolly	Skinner	0-2	1-2	30-31	Ward-Roloson	13,374
13	11/4 vs. CHI	W, 5-4*	6-5-2	Stankos, Connolly, Stankos, Stankos (p), Lecavalier (y)	Lecavalier	1-1	1-2	32-32	Roloson-Emery	19,204+
14	11/6 @ FLA	W, 4-3**	7-5-2	Malone (p), Stankos, Purcell	Moore (x)	1-3	1-2	37-41	Roloson-Theodore	15,066
15	11/9 vs. PHI	W, 2-1*	8-5-2	Bergeron (p), Connolly (y)	Connolly	1-7	4-5	24-15	Roloson-Bryzgalov	19,204
16	11/12 @ STL	L, 3-0	8-6-2	Russell	Elliot-Garon	0-5	3-3	19-24	Roloson	19,150+
17	11/14 @ WPG	L, 5-2	8-7-2	St. Louis, Stankos	Flood	0-6	1-2	32-39	Pavelec-Roloson	15,004+
18	11/17 vs. PIT	W, 4-1	9-7-2	Lecavalier, Connolly (p), Downie (p), Lecavalier	Connolly	2-6	7-7	18-34	Roloson-Fleury	18,509
19	11/19 vs. NJD	L, 4-2	9-8-2	St. Louis, Shannon	Clarkson	0-6	6-8	23-24	Brodeur-Roloson	18,894
20	11/22 vs. TOR	L, 7-1	9-9-2	Lecavalier (p)	Connolly	1-5	2-4	28-26	Gustavsson-Roloson	19,204+
21	11/25 @ FLA	W, 2-1*	10-9-2	Lecavalier, Stankos (p, y)	Stankos	1-2	4-4	31-24	Garon-Theodore	17,380+

#	OPPONENT	RESULT	RECORD	SCORERS	W GOAL	PP	PK	SF-SA	W-L GOALTENDER	ATTEND.
22	11/26 vs. FLA	W, 5-1	11-9-2	St. Louis, Pyatt, Stankos, Malone, Stankos	Pyatt	0-2	6-6	34-25	Garon-Markstrom	17,841
23	11/28 @ MIN	L, 3-1	11-10-2	Stankos	Bouchard	0-2	2-2	33-24	Backstrom-Garon	16,628
24	11/30 @ DET	L, 4-2	11-11-2	St. Louis (p), Stankos	Holmstrom	1-4	4-5	23-35	Howard-Roloson	20,066+
25	12/3 vs. NYR	L, 4-2	11-12-2	Downie, Pyatt	Stepan	0-1	2-2	26-36	Lundqvist-Garon	19,204+
26	12/5 @ OTT	L, 4-2	11-13-2	Gervais, St. Louis	Falngno	0-3	3-3	33-31	Anderson-Roloson	18,742
27	12/6 @ NYI	L, 5-1	11-14-2	St. Louis	Martin	0-3	3-5	24-34	Montoya-Garst	9,486
28	12/8 @ NYR	W, 3-2**	12-14-2	Malone, Moore (s)	Moore (x)	0-4	5-6	31-30	Garon-Lundqvist	18,200+
29	12/10 @ PHI	L, 5-2	12-15-2	Shannon, Lecavalier (p)	Simmonds	1-4	3-5	19-32	Bryzgalov-Garon	19,772+
30	12/12 vs. NJD	L, 5-4	12-16-2	Downie, Jones, Stankos (p), Stankos	Henrique	1-5	2-3	36-22	Hedberg-Garon	17,341
31	12/15 vs. CGY	W, 5-4*	13-16-2	Purcell (p), Pyatt, Malone, Thompson, Stankos (y)	Stankos	1-1	2-3	34-27	Garon-Kiprusoff	17,241
32	12/17 @ SJS	W, 3-2	14-16-2	Bergeron, Brewer, Stankos	Stankos	0-3	4-5	28-28	Garon-Mason	16,108
33	12/21 @ CLB	L, 7-2	14-17-2	Moore, St. Louis	Desjardins	0-5	2-4	24-43	Niemi-Garon	17,562+
34	12/23 @ COL	L, 2-1*	14-17-3	Kubina	Duchene	0-3	3-3	30-29	Giguere-Garon	16,165
35	12/27 vs. PHI	W, 5-1	15-17-3	Gervais, Stankos, Downie, Stankos (p), Lecavalier	Stankos	1-4	4-4	16-32	Garon-Bryzgalov	19,204+
36	12/29 vs. MTL	W, 4-3	16-17-3	Stankos, Wyman, Bergeron, Lecavalier	Lecavalier	0-3	2-3	22-34	Garon-Price	19,204+
37	12/31 vs. CAR	W, 5-2	17-17-3	Stankos, Stankos, Stankos (p), Purcell, Downie	Stankos	1-3	2-4	32-26	Garon-Ward	19,204+
38	1/3 @ TOR	L, 7-3	17-18-3	Lecavalier, Stankos, Kubina	Boyce	0-5	4-6	24-42	Gustavsson-Garon	19,425+
39	1/5 @ OTT	L, 4-1	17-19-3	Stankos	Turris	0-3	2-2	36-24	Anderson-Roloson	19,944+
40	1/7 @ MTL	L, 3-1	17-20-3	Lecavalier	Pacioretty	0-1	1-2	24-28	Price-Garon	21,273+
41	1/10 vs. VAN	L, 5-4**	17-19-4	Stankos, Lecavalier, Downie, Malone	Raymond (x)	0-3	4-4	31-28	Schneider-Roloson	17,630
42	1/12 vs. CAR	L, 5-2	17-21-4	Thompson, Purcell	Harrison	0-2	1-1	36-32	Ward-Garon	16,553
43	1/13 @ WSH	L, 4-3	17-22-4	Pyatt, Stankos (p), Lecavalier	Brouwer	1-5	2-4	31-20	Vokoun-Roloson	18,506+
44	1/15 vs. PIT	L, 6-3	17-23-4	Gilroy, Malone (p), Purcell	Malkin	1-1	3-5	20-44	Fleury-Garon	19,204+
45	1/17 vs. BOS	W, 5-3	18-23-4	Lecavalier, Pyatt, Malone, Moore, Stankos	Moore	0-4	3-3	31-29	Garon-Thomas	19,204+
46	1/20 @ DAL	W, 2-1	19-23-4	Purcell, Purcell	Purcell	0-3	4-4	22-28	Garon-Lehtonen	14,836
47	1/21 @ PHX	W, 4-3	20-23-4	Stankos, Purcell, St. Louis, Downie	Downie	0-2	3-4	21-36	Roloson-Smith	12,714
48	1/24 vs. CLB	W, 4-2	21-23-4	Angelidis, Lecavalier (p), St. Louis, Thompson	St. Louis	1-4	2-2	31-24	Garon-Sanford	16,859
49	1/31 vs. WSH	W, 4-3*	22-23-4	Purcell, St. Louis, Thompson, Stankos (y)	Stankos	0-1	3-3	31-30	Garon-Vokoun	17,754
50	2/2 vs. WPG	L, 2-1*	22-23-5	Hedman	Wellwood	0-2	2-2	31-24	Pavelec-Garon	16,223
51	2/4 vs. FLA	W, 6-3	23-23-5	Thompson, Lecavalier, St. Louis, Stankos, St. Louis, St. Louis (p)	Stankos	1-3	3-3	34-20	Garon-Clemmensen	19,204+
52	2/7 vs. LAK	L, 3-1	23-24-5	Stankos	Clifford	0-3	2-2	25-20	Quick-Roloson	16,489
53	2/9 @ NYR	L, 4-3*	23-24-6	Stankos, Lecavalier, Gervais (p)	Richards	1-2	2-3	17-31	Biron-Garon	18,200+
54	2/11 @ BUF	W, 2-1	24-24-6	Downie, Stankos	Stankos	0-3	1-1	28-27	Garon-Miller	18,690+
55	2/12 @ PIT	L, 4-2	24-25-6	Downie, Downie	Letang	0-2	3-4	23-41	Johnson-Garon	18,506+
56	2/14 vs. OTT	L, 4-0	24-26-6	Karlsson	0-2	1-2	28-27	Anderson-Garon	17,488	
57	2/16 vs. SJS	W, 6-5*	25-26-6	Stankos, Purcell (p), Downie, Stankos, St. Louis, St. Louis (y)	St. Louis	1-1	2-3	25-50	Roloson-Niemi	16,819
58	2/18 vs. WSH	W, 2-1	26-26-6	Pyatt, Stankos	Stankos	0-5	2-2	23-24	Garon-Vokoun	19,204+
59	2/21 vs. ANA	W, 3-2	27-26-6	Stankos (p), Stankos, Purcell	Purcell	1-2	2-2	16-30	Garon-Hiller	18,309
60	2/23 @ WPG	L, 4-3	27-27-6	Stankos (p), Purcell, St. Louis (p)	Byfuglien	2-5	1-3	25-34	Pavelec-Garon	15,004+
61	2/25 @ PIT	L, 8-1	27-28-6	Purcell (p)	Cooke	1-6	0-2	35-34	Fle	

2010-2011 STATS

2010-2011 INDIVIDUAL SCORING (46-25-11, 103 pts., 2nd Southeast Division)

PLAYERS

POS	#	PLAYER	GP	G	A	P	+/-	PIM	PP	SH	GW	OT	S	%	TOI/G
R	26	Martin St. Louis	82	31	68	99	0	12	4	0	7	1	254	12.2	20:58
C	91	Steven Stamkos	82	45	46	91	3	74	17	0	8	1	272	16.5	20:11
C	4	Vincent Lecavalier	85	25	29	54	-5	43	12	0	5	2	210	11.9	18:27
R	16	Teddy Purcell	81	17	34	51	5	10	3	0	1	0	196	8.7	14:06
L	12	Simon Gagne	63	17	23	40	-12	20	7	0	3	1	154	11.0	16:53
L	6	Ryan Malone	54	14	24	38	-3	51	9	0	1	1	149	9.4	16:01
C	19	Dominic Moore	77	18	14	32	-12	52	6	0	3	0	175	10.3	15:35
R	9	Steve Downie	57	10	22	32	8	171	2	0	1	0	83	12.0	14:31
D	7	Brett Clark	82	9	22	31	2	14	6	0	1	0	87	10.3	18:52
L	10	Sean Bergenheim	80	14	15	29	0	56	2	0	1	0	182	7.7	13:58
D	77	Victor Hedman	79	3	23	26	3	70	0	0	0	0	101	3.0	21:00
C	44	Nate Thompson	79	10	15	25	-6	29	0	1	2	1	123	8.1	15:05
D	13	Pavel Kubina	79	4	19	23	2	62	1	0	2	0	78	5.1	19:13
R	18	Adam Hall	82	7	11	18	-12	32	0	1	0	0	167	4.2	14:50
C	42	Dana Tyrell	78	6	9	15	-5	12	0	0	1	0	73	8.2	12:03
O	8	Randy Jones	61	1	12	13	-4	15	0	0	0	0	52	1.9	17:03
O	39	Mike Lundin	69	1	11	12	-3	12	0	0	0	0	55	1.8	20:24
C	21	Mattias Ritola	31	4	4	8	-5	11	0	0	2	0	42	9.5	10:03
O	47	Marc-Andre Bergeron	23	2	6	8	-10	8	0	0	1	1	37	5.4	14:19
D	5	Mattias Ohlund	72	0	5	5	-7	70	0	0	0	0	39	0.0	18:43
C	49	Blair Jones	18	1	2	3	-2	2	0	0	0	0	20	5.0	8:00
L	24	Johan Harju	10	1	2	3	-2	2	0	0	0	0	14	7.1	8:28
D	2	Eric Brewer	22	1	1	2	5	24	0	0	0	0	24	4.2	21:34
D	48	Michael Vernace	10	0	1	1	-2	2	0	0	0	0	6	0.0	8:42
D	28	Mathieu Roy	4	0	0	0	-2	2	0	0	0	0	1	0.0	4:43
D	32	Matt Smaby	32	0	0	0	2	17	0	0	0	0	9	0.0	6:59
C	43	James Wright	1	0	0	0	-2	0	0	0	0	0	0	0.0	4:36
C	34	Marc-Andre Pouliot	3	0	0	0	-2	0	0	0	0	2	0.0	10:46	

GOALTENDERS

#	PLAYER	GP	TOI	GAA	W	L	OTL	SA	GA	SV	SV%	SO	G	A	PIM
35	Dwayne Roloson	34	1,992:35	2.56	18	12	4	967	85	882	.912	4	0	1	6
41	Mike Smith	22	1,202:29	2.90	13	6	1	576	58	518	.899	1	0	1	2
30	Cedrick Desjardins	2	120:19	1.00	2	0	0	63	2	61	.968	0	0	0	0

TRADED GOALTENDERS

#	PLAYER	GP	TOI	GAA	W	L	OTL	SA	GA	SV	SV%	SO	G	A	PIM
33	Dan Ellis	31	1,678:42	2.93	13	7	6	741	82	659	.889	2	0	1	0

2010-2011 GAME-BY-GAME RESULTS

#	OPPONENT	RESULT	RECORD	SCORERS	W GOAL	PP	PK	SF-SA	W-L GOALTENDER	ATTEND.
1	10/9 vs. ATL	W, 5-3	1-0-0	Downie (p), Moore, Lecavalier (p), Stamkos, Stamkos	Stamkos	2-5	5-6	36-30	41-50	19,791+
2	10/13 @ MTL	W, 4-3*	2-0-0	Clark (p), St. Louis, Stamkos (p), Malone (y)	Malone	2-6	3-3	48-27	41-31	21,273
3	10/14 @ PHI	W, 3-2	3-0-0	Stamkos, Moore, Kubina	Kubina	0-6	4-4	24-26	33-33	19,592
4	10/16 @ FLA	L, 0-6	3-1-0	-----	Stillman	0-2	3-4	29-38	29-33	17,040
5	10/18 vs. DAL	W, 5-4	4-1-0	Downie (p), Stamkos (p), Bergenheim, Moore (p), Moore (p)	Moore	4-5	5-5	44-19	41-32	13,277
6	10/21 vs. NYI	L, 2-3*	4-1-1	Bergenheim, St. Louis	Moulson	0-4	4-5	30-25	39-33	13,333
7	10/22 @ ATL	W, 5-2	5-1-1	Clark (p), Lecavalier, Stamkos (p), Stamkos, Stamkos	Stamkos	2-6	7-8	33-30	41-50	9,138
8	10/24 vs. NSH	L, 3-4	5-2-1	Bergenheim, St. Louis, Hall	Wilson	0-4	1-1	45-26	33-39	14,454
9	10/27 vs. PIT	W, 5-3	6-2-1	Tyrell, Purcell, Lecavalier (p), St. Louis, St. Louis	St. Louis	1-7	5-5	31-31	33-29	17,266
10	10/30 @ PHX	W, 3-0	7-2-1	Ritola, Hall, Stamkos	Ritola	0-1	2-2	23-23	33-30	8,171
11	11/3 @ ANA	L, 2-3*	7-2-2	B. Jones, Stamkos (p)	Getzlaf	1-4	4-5	34-30	1-33	13,034
12	11/4 @ LAK	L, 0-1	7-3-2	-----	Williams	0-3	4-4	24-26	32-41	18,118
13	11/6 @ SJS	L, 2-5	7-4-2	St. Louis, Stamkos (p)	Heatley	1-4	6-7	35-39	30-41	17,562
14	11/9 vs. TOR	W, 4-0	8-4-2	Stamkos (p), Thompson, Stamkos, Moore	Stamkos	1-2	5-5	25-28	33-35	16,791
15	11/11 @ WAS	L, 3-6	8-5-2	Purcell, Malone (p), Stamkos	Semin	1-4	0-1	41-26	30-33	18,398
16	11/12 @ PIT	L, 1-5	8-6-2	Stamkos (p)	Golligowski	1-8	4-4	16-20	29-41	18,275
17	11/14 vs. MIN	L, 1-4	8-7-2	St. Louis (p)	Madden	1-3	1-3	38-18	32-33	14,868
18	11/17 @ NYI	W, 4-2	9-7-2	Stamkos (p), Clark (p), St. Louis, Thompson	St. Louis	2-4	4-4	40-36	33-30	8,025
19	11/18 @ PHI	W, 8-7	10-7-2	Stamkos (p), Hall, Malone (p), Clark, Stamkos, Downie, Stamkos (p), Thompson	Thompson	3-9	4-4	33-32	41-33	19,672
20	11/20 @ BUF	W, 2-1	11-7-2	Purcell, Hall	Hall	0-3	2-2	22-30	41-40	17,833
21	11/22 vs. BOS	W, 3-1	12-7-2	Tyrell, Stamkos, Purcell	Stamkos	0-3	2-2	36-27	41-40	16,241
22	11/24 vs. NYI	W, 5-3	13-7-2	Malone (p), Malone (p), Stamkos, Clark (p), Hedman	Clark	3-6	3-4	34-20	41-30	17,806
23	11/26 @ WAS	L, 0-6	13-8-2	-----	Carlson	0-5	2-4	17-29	1-41	18,398

#	OPPONENT	RESULT	RECORD	SCORERS	W GOAL	PP	PK	SF-SA	W-L GOALTENDER	ATTEND.
24	11/27 vs. FLA	L, 3-4**	13-9-3	Purcell (p), Tyrell, Bergenheim	Weiss	1-7	4-4	37-27	29-33	15,854
25	11/30 @ TOR	W, 4-3*	14-8-3	Malone (p), St. Louis, St. Louis, Gagne (y)	Gagne	1-5	3-4	39-25	33-50	19,063
26	12/2 @ BOS	L, 1-8	14-9-3	Hedman	Seidenberg	0-1	3-4	38-32	30-41	17,565
27	12/4 vs. COL	W, 6-5	15-9-3	Thompson, St. Louis, Ritola, Gagne (p), Malone (p), Bergenheim	Bergenheim	2-6	3-4	39-24	33-31	18,212
28	12/7 @ CGY	L, 2-4	15-10-3	Harju, Malone	Bourque	0-2	3-4	24-19	34-33	19,289
29	12/10 @ EDM	L, 3-4**	15-10-4	Jones, Malone (p), Stamkos	Eberle	1-5	1-3	41-23	35-33	16,839
30	12/11 @ VAN	W, 5-4*	16-10-4	Thompson, Clark (p), Stamkos, Purcell, Stamkos (p, y)	Stamkos	2-3	2-4	23-27	33-35	18,860
31	12/15 vs. ATL	W, 2-1**	17-10-4	Bergenheim, Hedman (x)	Hedman	0-2	5-5	31-28	41-31	14,441
32	12/18 vs. BUF	W, 3-1	18-10-4	Gagne (p), Stamkos, St. Louis	Stamkos	1-4	5-5	37-23	41-30	17,141
33	12/20 vs. CAR	W, 5-1	19-10-4	Moore, St. Louis, Clark, Stamkos (p), Bergenheim (p)	St. Louis	2-3	4-5	34-22	33-60	17,210
34	12/22 @ NYI	L, 1-2*	19-10-5	Malone (p)	Tavares	1-6	2-2	35-28	30-33	7,324
35	12/23 @ NYR	W, 4-3**	20-10-5	St. Louis, Stamkos, Lecavalier, Malone (x)	Malone	0-1	1-1	24-37	33-30	18,200
36	12/26 @ ATL	W, 3-2*	21-10-5	Stamkos, Lecavalier, Lecavalier (p, y)	Lecavalier	1-6	2-2	34-28	33-31	14,610
37	12/28 vs. BOS	L, 3-4	21-11-5	Stamkos (p), Lecavalier, St. Louis	Recci	1-5	4-6	34-29	30-33	20,204+
38	12/30 vs. MTL	W, 4-1	22-11-5	St. Louis (p), Kubina, Stamkos [EV-PS], Stamkos	Kubina	1-6	5-5	23-28	30-31	20,191+
39	1/1 vs. NYR	W, 2-1*	23-11-5	Tyrell, Thompson (y)	Thompson	0-3	2-2	33-35	30-30	18,242
40	1/4 @ WAS	W, 1-0*	24-11-5	St. Louis (y)	St. Louis	0-3	3-3	38-34	35-1	18,398
41	1/5 @ PIT	L, 1-8	24-12-5	Hall	Conner	0-2	2-4	32-41	29-35	18,261
42	1/8 @ OTT	W, 2-1	25-12-5	Hall, St. Louis	St. Louis	0-5	3-3	27-32	35-30	19,698
43	1/9 @ NJD	L, 3-6	25-13-5	Purcell, Malone (p), Moore	Zubrus	1-4	3-4	36-26	30-33	16,197
44	1/12 vs. WSH	W, 3-0	26-13-5	Moore, Bergenheim, Gagne	Moore	0-6	2-2	38-23	35-1	18,135
45	1/14 vs. NJD	L, 2-5	26-14-5	Stamkos (p), St. Louis	Elias	1-3	1-1	32-25	30-35	18,736
46	1/15 @ CAR	L, 4-6	26-15-5	Stamkos, Lecavalier, Gagne, Gagne	Staal	0-5	2-6	34-31	30-35	18,680
47	1/18 vs. CBJ	W, 3-2**	27-15-5	Stamkos, Stamkos (p), Malone (x)	Malone	1-4	4-4	22-30	35-32	13,291
48	1/20 @ ATL	W, 3-2**	28-15-5	Stamkos, Stamkos, Moore (x)	Moore	0-2	1-2	31-29	35-31	12,314
49	1/21 @ FLA	W, 2-1**	29-15-5	Downie, Moore (x)	Moore	0-1	7-7	21-30	33-29	17,328
50	1/23 vs. ATL	W, 7-1	30-15-5	Thompson (s), Tyrell, Stamkos, St. Louis, Gagne, Kubina, Gagne (p)	Tyrell	1-2	2-2	39-22	35-31	13,916
51	1/25 vs. TOR	W, 2-0	31-15-5	Gagne, Purcell (p)	Gagne	1-5	2-2	31-26	35-34	14,335
52	2/1 vs. PHI	W, 4-0	32-15-5	Purcell, Purcell, Downie, Stamkos	Purcell	0-2	4-4	22-38	35-35	16,635
53	2/4 vs. WSH	L, 2-5	32-16-5	Purcell, Clark (p)	Ovechkin	1-4	3-4	25-36	1-35	20,216+
54	2/6 vs. STL	W, 4-3*	33-16-5	Stamkos, Moore, Downie, Lecavalier (p, y)	Lecavalier	1-5	3-4	40-32	33-29	14,896
55	2/8 vs. BUF	L, 4-7	33-17-5	Bergenheim, Lecavalier, Bergenheim, Lecavalier (p)	Vanek	1-5	4-5	34-28	30-35	14,444
56	2/12 vs. CAR	W, 4-3*	34-17-5	Downie, Lecavalier (p), Bergenheim, Bergeron (y)	Bergeron	1-5	6-7	41-34	35-30	19,910+
57	2/15 vs. PHI	L, 3-4**	34-17-6	Moore, Lecavalier (p), Purcell	Timonen	1-4	2-3	27-29	33-35	16,950
58	2/17 vs. DET	L, 2-6	34-18-6	Hedman, Downie	Kronwall	0-5	1-3	40-31	35-35	20,849+
59	2/19 vs. FLA	L, 2-3**	34-18-7	Bergeron, Bergenheim	Santorelli	0-6	1-3	36-26	30-33	18,710
60	2/23 vs. PHX	W, 8-3	35-18-7	Purcell, St. Louis, St. Louis (p), Stamkos (p), Lecavalier (p), Purcell, Purcell, Hall	Stamkos	3-4	2-2	39-28	35-1	15,104
61	2/25 vs. NJD	W, 2-1	36-18-7	St. Louis, Gagne	Gagne	0-2	1-1	30-20	35-1	19,563
62	2/27 @ NYR	W, 2-1	37-18-7	St. Louis, Lecavalier (p)	Lecavalier	1-6	4-4	19-23	35-30	18,200
63	3/2 @ NJD	L, 1-2	37-19-7	Moore (p)	Kovalchuk	1-2	2-2	16-27	30-35	12,857
64	3/3 @ BOS	L, 1-2	37-20-7	Brewer	Lucic	0-4	3-3	28-28	30-41	17,565
65	3/5 vs. MTL	L, 2-4	37-21-7	Moore (p), Lecavalier	Pacioretty	1-6	1-3	45-23	31-35	20,274+
66	3/7 vs. WSH	L, 1-2**	37-21-8	Bergenheim (p)	Ovechkin	1-4	3-3	28-30	70-35	16

2009-2010 STATS

2009-2010 INDIVIDUAL SCORING (34-36-12, 80 pts., 4th Southeast Division)

#	OPPONENT	RESULT	RECORD	SCORERS	W GOAL	PP	PK	SF-SA	W - L GOALTENDER	ATTEND.
24	11/28 @ DAL	L, 3-4*	10-6-8	Szczeczura, Stankos (p), Halpern	Wandell	1-3	3-6	28-38	31-41	17,334
25	11/30 vs. COL	L, 0-3	10-7-8	-----	Duchene	0-7	4-5	33-29	41-30	12,214
26	12/2 @ BOS	L, 1-4	10-8-8	Halpern	Bergeron	0-6	2-3	40-39	30-41	16,553
27	12/4 @ NJD	L, 2-3	10-9-8	Lecavalier, Downie (p)	Langenbrunner	1-4	2-4	24-19	30-30	15,336
28	12/5 vs. NYI	W, 4-0	11-9-8	Malone, Downie (p), Halpern (p), Hedman	Malone	2-3	6-6	25-30	41-30	13,577
29	12/7 vs. WSH	L, 0-3	11-10-8	-----	Ovechkin	0-3	4-5	26-34	1-41	12,400
30	12/9 vs. EDM	L, 2-3	11-11-8	St. Louis, Hedman	Storini	0-4	4-4	34-32	38-41	13,477
31	12/11 @ COL	L, 1-2**	11-11-9	Downie	Wolke	0-1	3-3	22-34	41-30	12,188
32	12/13 @ CHI	L, 0-4	11-12-9	-----	Kanski	0-5	7-7	18-29	31-30	21,081
33	12/15 @ NSH	L, 4-7	11-13-9	Stankos, Lecavalier (p), Foster (p), Lecavalier	Jones	2-4	2-2	34-27	35-41	15,084
34	12/17 @ DET	L, 0-3	11-14-9	-----	Miller	0-5	2-2	30-22	35-41	19,474
35	12/18 @ STL	W, 6-3	12-14-9	St. Louis, Stankos, Foster Halpern, Halpern, Stankos	Stankos	0-4	3-5	24-26	30-50	19,150
36	12/21 vs. NYI	W, 4-2	13-14-9	Stankos, Lecavalier, Malone (p), Malone (p)	Malone	2-4	5-6	28-38	41-30	10,864
37	12/23 vs. PHI	L, 2-5	13-15-9	Konopka, Hedman	Betts	0-3	2-3	33-36	49-41	16,177
38	12/26 vs. ATL	W, 4-3	14-15-9	Downie, Lundin, Tanguay, Malone	Tanguay	0-1	3-3	34-27	41-31	15,437
39	12/28 vs. BOS	W, 2-1	15-15-9	Tanguay, St. Louis (p)	St. Louis	1-5	3-3	39-32	41-30	16,926
40	12/30 vs. MTL	L, 1-2*	15-15-10	Foster	Plekaneck	0-2	3-3	35-35	31-41	18,441+
41	1/2 vs. PIT	W, 3-1	16-15-10	St. Louis, Konopka, Downie	Konopka	0-4	4-4	37-26	41-29	20,109+
42	1/6 @ BUF	L, 3-5	16-16-10	St. Louis, Hedman, Lecavalier	Stafford	0-3	2-3	39-35	30-41	18,690
43	1/8 @ NJD	W, 4-2	17-16-10	Downie (p), Bochenki (p), Stankos, Stankos	Stankos	2-5	4-4	14-35	41-30	15,129
44	1/9 @ PHI	L, 1-4	17-17-10	St. Louis	Hartnell	0-5	4-5	18-31	49-30	19,678
45	1/12 vs. WSH	W, 7-4	18-17-10	Lecavalier, Stankos (p), Stankos (p), Veilleux, St. Louis (p), Foster, Halpern (p)	St. Louis	4-7	2-4	36-36	30-60	13,891
46	1/14 vs. FLA	L, 2-3	18-18-10	Halpern, Downie	Olesz	0-1	2-2	30-29	29-30	13,516
47	1/16 @ FLA	L, 2-5	18-19-10	Tanguay, Meszaros (p)	Allen	1-4	1-3	49-23	29-30	15,971
48	1/18 @ CAR	W, 3-2	19-19-10	Malone, Lecavalier (p), Downie	Downie	1-2	4-4	32-22	30-30	16,031
49	1/19 @ NYR	L, 2-8	19-20-10	Lecavalier, Tanguay (p)	Drury	1-5	2-4	23-31	30-30	18,200
50	1/21 vs. TOR	W, 3-2*	20-20-10	Stankos, Malone (p), St. Louis (p, y)	St. Louis	2-7	4-6	32-22	30-50	13,691
51	1/23 vs. ATL	W, 2-1**	21-20-10	Stankos (p), Halpern (x)	Halpern	1-4	6-6	26-38	30-1	16,212
52	1/27 vs. MTL	W, 3-0	22-20-10	St. Louis, Lecavalier, Stankos (p)	St. Louis	1-3	3-3	30-33	30-31	14,404
53	1/29 vs. ANA	L, 1-2**	22-20-11	St. Louis	Wisniewski	0-2	1-2	31-32	1-30	15,230
54	1/31 @ WSH	L, 2-3	22-21-11	St. Louis, Stankos (p)	Ovechkin	1-2	2-3	27-31	60-41	18,277
55	2/2 @ NYI	W, 2-1	23-21-11	Veilleux, St. Louis	St. Louis	0-3	3-3	24-27	30-31	11,390
56	2/4 vs. NYI	W, 5-2	24-21-11	Stankos (p), St. Louis, Lecavalier, Stankos, Tanguay	Lecavalier	1-3	4-4	31-36	30-30	13,891
57	2/6 vs. CGY	W, 2-1*	25-21-11	Stankos, Meszaros (y)	Meszaros	0-5	3-4	23-26	30-34	15,859
58	2/9 vs. VAN	W, 3-1	26-21-11	Stankos (p), St. Louis (s), St. Louis	St. Louis	1-5	4-5	19-40	30-1	14,226
59	2/11 vs. BOS	L, 4-5	26-22-11	St. Louis, St. Louis (p), Downie, Downie	Lucic	1-5	2-3	35-36	40-41	15,826
60	2/13 @ NYI	L, 4-5	26-23-11	Stankos, Lundin, Thompson, Downie	Park	0-5	4-4	42-33	43-30	12,337
61	2/14 @ NYR	L, 2-5	26-24-11	Stankos (p), Downie,	Christensen	1-3	4-4	29-23	30-41	18,200
62	3/2 vs. PHI	L, 2-7	26-25-11	Stankos, Stankos	Gagne	0-7	6-9	38-34	49-30	17,812
63	3/4 @ WSH	L, 4-5	26-26-11	Downie (p), Lecavalier (p), Lecavalier, Stankos	S. Walker	2-5	3-3	29-34	1-41	18,277
64	3/6 vs. ATL	W, 6-2	27-26-11	St. Louis, Stankos (p), Szczeczura, Purcell (EV-PS), Lecavalier, Stankos	Szczeczura	1-4	5-5	30-31	30-1	19,926
65	3/9 @ MTL	L, 3-5	27-27-11	Stankos (p), Walker, St. Louis	Darche	1-4	1-2	31-28	41-30	21,273
66	3/11 @ TOR	L, 3-4*	27-27-12	Stankos (p), Foster, Downie	Kessel	1-2	2-2	33-38	35-41	19,110
67	3/12 @ WSH	W, 3-2	28-27-12	Bochenki, Walker, Lecavalier	Lecavalier	0-1	2-4	27-30	30-1	18,277
68	3/14 vs. PIT	L, 1-2	28-28-12	Lecavalier	Gonchar	0-3	4-5	22-39	29-30	20,230+
69	3/16 vs. PHX	L, 1-2	28-29-12	Fedoruk	Lombardi	0-4	3-3	28-28	30-30	14,517
70	3/18 vs. BUF	L, 2-6	28-30-12	Downie, Lecavalier (p)	Pominville	1-4	6-7	25-28	30-30	16,868
71	3/20 vs. WSH	L, 1-3	28-31-12	Lecavalier	Ovechkin	0-5	4-4	34-28	60-30	19,844
72	3/21 @ FLA	L, 2-5	28-32-12	Downie, Stankos (p)	Stillman	1-2	4-5	31-40	30-41	14,831
73	3/23 vs. CAR	W, 3-2*	29-32-12	St. Louis, Downie (p), St. Louis (y)	St. Louis	1-3	1-1	27-29	30-34	13,009
74	3/25 @ BOS	W, 5-3	30-32-12	Stankos, St. Louis, Szczeczura, Stankos (p), Szczeczura (p)	Stankos	2-3	3-3	18-50	30-40	17,565
75	3/27 @ BUF	L, 1-7	30-33-12	Downie	Roy	0-2	1-4	23-26	40-30	18,690
76	3/30 @ CBJ	L, 2-3	30-34-12	Lundin, Lecavalier (p)	Nash	1-4	5-6	18-25	1-30	15,760
77	3/31 @ PIT	W, 2-0	31-34-12	Stankos (p), Downie	Stankos	1-4	4-4	17-27	41-29	17,132
78	4/2 vs. NYR	L, 0-5	31-35-12	-----	Prust	0-4	2-3	30-22	30-41	17,909
79	4/6 vs. CAR	L, 5-8	31-36-12	Stankos, Bochenki, Purcell, Meszaros, Bochenki	Staal	0-3	3-4	37-41	30-41	12,454
80	4/8 vs. OTT	W, 4-3**	32-36-12	St. Louis, Purcell (p), Stankos (p), Purcell (x)	Purcell	2-4	6-9	29-38	41-30	15,876
81	4/10 vs. FLA	W, 4-3**	33-36-12	Stankos (p), Stankos (p), St. Louis	Stankos	2-5	5-6	37-32	30-30	17,050
82	4/11 @ FLA	W, 3-1	34-36-12	Tanguay, Lecavalier, Stankos	Lecavalier	0-5	2-2	31-31	41-30	15,884
82	4/9 @ CAR	W, 6-2	46-25-11	Moore, Lecavalier, Stankos, Clark, Gagne, St. Louis	Stankos	0-1	6-7	35-44	41-30	17,805

* Overtime (p) Power Play Goal (s) Shorthanded Goal (y) Overtime Game-Winner
 ** Shootout (x) Shootout Game-Winner (EV-PS) Successful Penalty Shot

PLAYERS	POS	#	PLAYER	GP	G	A	P	+/-	PIM	PP	SH	GW	OT	S	S%	TOI/G
C	91	Steven Stankos	82	51	44	95	-2	38	24	1	5	1	297	17.2	20.33	
R	26	Martin St. Louis	82	29	65	94	-8	12	7	1	7	2	242	12.0	21.48	
C	4	Vincent Lecavalier	82	24	46	70	-16	63	5	0	3	0	295	8.1	19.47	
L	12	Ryan Malone	69	21	26	47	-8	68	7	0	7	1	172	12.2	18.45	
R	9	Steve Downie	79	22	24	46	14	208	7	0	1	0	116	19.0	14.42	
D	6	Kurtis Foster	71	8	34	42	-5	48	3	0	1	0	165	4.8	17.11	
L	13	Alex Tanguay	80	10	27	37	-2	32	3	0	2	0	91	11.0	15.47	
D	77	Victor Hedman	74	4	16	20	-3	79	0	0	0	0	90	4.4	20.50	
D	14	Andrej Meszaros	81	6	11	17	-14	50	2	0	1	1	145	4.1	20.10	
R	27	Brandon Bochenski	28	4	9	13	-1	2	1	0	0	0	43	9.3	12.16	
D	39	Mike Lundin	49	3	10	13	-4	18	0	0	0	0	42	7.1	21.56	
D	5	Mattias Ohlund	67	0	13	13	-8	59	0	0	0	0	71	0.0	22.49	
L	19	Stephane Veilleux	77	3	6	9	-14	48	0	0	0	0	94	3.2	12.17	
R	16	Teddy Purcell	19	3	6	9	-8	6	1	0	0	0	46	6.5	16.05	
C	38	Paul Szczeczura	52	5	2	7	-15	18	1	0	1	0	83	6.0	13.05	
L	17	Todd Fedoruk	50	3	3	6	-12	54	0	0	0	0	22	13.6	7.31	
C	28	Zenon Konopka	74	2	3	5	-11	265	0	0	1	0	41	4.9	8.08	
D	8	Matt Walker	66	2	3	5	-11	90	0	0	0	0	54	3.7	16.09	
C	43	James Wright	48	2	3	5	-9	18	0	0	0	0	25	8.0	11.38	
C	44	Nate Thompson	32	1	3	4	-3	17	0	0	0	0	44	2.3	13.57	
D	21	David Hale	39	0	4	4	-2	25	0	0	0	0	25	0.0	14.03	
D	54	Paul Ranger	8	1	1	2	-2	6	0	0	0	0	11	9.1	20.19	
D	32	Matt Smaby	33	0	2	2	-4	27	0	0	0	0	17	0.0	13.28	
R	37	Mark Parrish	16	0	2	2	-5	4	0	0	0	0	10	0.0	15.10	
C	49	Blair Jones	14	0	0	0	-5	10	0	0	0	0	26	0.0	12.50	
D	56	Vladimir Mihalik	4	0	0	0	-4	2	0	0	0	0	1	0.0	11.32	
D	58	Scott Jackson	1	0	0	0	0	0	0	0	0	0	0	0.0	13.44	

TRADED PLAYERS	POS	#	PLAYER	GP	G	A	P	+/-	PIM	PP	SH	GW	OT	S	S%	TOI/G
C	11	Jeff Halpern	55	9	8	17	-13	27	2	0	1	0	65	13.8	15.38	
D	2	Lukas Krajicek	23	0	1	1	-4	21	0	0	0	0	17	0.0	17.31	
L	16	Drew Miller	14	0	0	0	-3	2	0	0	0	0	10	0.0	12.13	

GOALTENDERS	#	PLAYER	GP	TOI	GAA	W	L	OTL	SA	GA	SV	SV%	SO	G	A	PIM
30	Antero Niittymaki	49	2657:11	2.87	21	18	5	1388	127	1261	.909	1	0	1	0	
41	Mike Smith	42	2272:33	3.09	13	18	7	1165	117	1048	.900	2	0	0	14	
40	Dustin Tokarski	2	44:21	4.09	0	0	0	16	3	13	.813	0	0	0	0	

2009-2010 GAME-BY-GAME RESULTS	#	OPPONENT	RESULT	RECORD	SCORERS	W GOAL	PP	PK	SF-SA	W - L GOALTENDER	ATTEND.
1	10/3 @ ATL	L, 3-6	0-1-0	St. Louis, St. Louis (p), Meszaros	Peverley	1-3	2-3	39-28	31-41	18,545	
2	10/6 @ CAR	L, 1-2**	0-1-1	Malone (p)	Samsonov	1-8	4-5	30-28	30-41	16,186	
3	10/8 vs. NJD	L, 3-4**	0-1-2	Stankos, Stankos (p), Fedoruk	Parise	1-4	1-2	44-34	30-41	17,454	
4	10/10 vs. CAR	W, 5-2	1-1-2	Ranger, Malone, Malone, Downie (p), Malone	Malone	1-6	3-5	39-26	30-30	14,212	
5	10/12 vs. FLA	W, 3-2	2-1-2	Stankos (p), St. Louis (p), Malone	Malone	2-6	4-5	31-33</			

2008-2009 STATS

2008-2009 INDIVIDUAL SCORING (24-40-18, 66 pts., 5th Southeast Division)

PLAYERS

POS	#	PLAYER	GP	G	A	P	+/-	PIM	PP	SH	GW	OT	S	S%	TOI/G
R	26	Martin St. Louis	82	30	40	80	4	14	7	2	3	1	262	11.5	21:17
C	4	Vincent Lecavalier	77	29	38	67	-9	54	10	1	6	1	291	10	20:15
C	91	Steven Stamkos	79	23	23	46	-13	39	9	0	1	0	181	12.7	14:56
L	12	Ryan Malone	70	26	19	45	4	98	7	0	3	0	124	21	17:45
C	20	Vaclav Prospal	82	19	26	45	-20	52	7	0	2	0	194	9.8	17:40
D	2	Lukas Krajcek	71	2	17	19	-8	48	0	0	0	0	66	3	19:37
C	11	Jeff Halpern	52	7	9	16	-13	32	1	1	1	0	60	11.7	12:01
R	76	Evgeny Artyukhin	73	6	10	16	1	151	1	0	0	0	100	6	10:40
D	21	Cory Murphy	32	5	11	16	-4	14	4	0	0	0	55	9.1	17:57
D	14	Andrej Meszaros	52	2	14	16	-4	36	1	0	1	0	87	2.3	24:10
L	54	Matt Pettinger	59	8	7	15	-14	24	2	0	1	0	82	3.8	12:18
D	24	Paul Ranger	42	2	11	13	-5	56	0	0	0	0	29	2.9	24:10
R	18	Adam Hall	74	5	5	10	-9	29	1	0	0	0	90	5.6	11:11
C	38	Paul Szczechura	31	4	5	9	-1	12	1	0	0	0	51	7.8	13:33
D	6	Josef Melichar	39	0	9	9	0	37	0	0	0	0	19	0	13:46
D	55	Matt Lashoff	28	0	8	8	-6	20	0	0	0	0	25	0	17:40
L	10	Gary Roberts	30	4	3	7	-11	27	2	0	1	0	32	12.5	11:38
R	9	Steve Downie	29	3	3	6	-2	65	0	0	1	0	26	11.5	8:25
R	17	Radim Vrba	18	3	3	6	-1	8	1	0	0	0	41	7.3	14:13
C	34	Ryan Craig	54	2	4	6	-7	60	0	0	0	0	64	3.1	10:16
R	44	Martins Karsums	24	1	5	6	-8	6	0	0	0	0	28	3.6	11:11
D	22	Marek Malik	42	0	5	5	-3	36	0	0	0	0	22	0	19:09
D	32	Matt Smaby	43	0	4	4	-11	50	0	0	0	0	28	0	19:05
D	29	Janne Niskala	6	1	2	3	0	6	1	0	0	0	10	10	13:42
D	50	Richard Pietrot	11	0	3	3	5	21	0	0	0	0	10	0	20:36
D	56	Vladimir Mihalik	11	0	3	3	-3	6	0	0	0	0	7	0	13:23
D	7	Noah Welch	40	1	1	2	-9	25	0	0	0	0	22	4.5	10:56
L	33	David Koci	37	1	1	2	1	141	0	0	0	0	13	7.7	5:57
D	39	Mike Lundin	25	0	2	2	-4	4	0	0	0	0	8	0	16:38
C	28	Zenon Konopka	7	0	1	1	-1	29	0	0	0	0	6	0	7:00
R	27	Brandon Bochenski	7	0	1	1	-3	2	0	0	0	0	11	0	10:47
L	52	Radek Smolenak	6	0	1	1	1	10	0	0	0	0	14	0	8:20
D	51	Kevin Quick	6	0	1	1	0	0	0	0	0	0	7	0	13:23
D	3	Ty Wishgart	5	0	1	1	0	0	0	0	0	0	2	0	10:07
R	53	Brandon Segal	2	0	0	0	0	0	0	0	0	0	2	0	13:47
R	16	Jason Ward	1	0	0	0	0	2	0	0	0	0	1	0	9:31
R	71	Geoff Kinrade	1	0	0	0	-1	0	0	0	0	0	1	0	17:32

TRADED PLAYERS

POS	#	PLAYER	GP	G	A	P	+/-	PIM	PP	SH	GW	OT	S	S%	TOI/G
D	5	Matt Carle	12	1	1	2	1	6	0	0	0	0	13	7.7	21:57
D	44	Steve Eminger	50	4	19	23	-4	36	2	0	0	0	63	6.3	23:33
C	77	Chris Gratton	18	0	2	2	-3	10	0	0	0	0	16	0.0	10:47
D	6	Andrew Hutchinson	2	0	0	0	-5	0	0	0	0	0	2	0.0	14:43
L	36	Jussi Jokinen	46	6	10	16	-8	16	2	0	0	0	64	9.4	15:38
D	55	Shane O'Brien	1	0	0	0	-1	0	0	0	0	0	0	0.0	14:04
R	8	Mark Recchi	62	13	32	45	-15	20	2	0	1	0	97	13.4	16:53

GOALTENDERS

#	PLAYER	GP	TOI	GAA	W	L	OTL	SA	GA	SV	SV%	SO	G	A	PIM
41	Mike Smith	41	2471:21	2.62	14	18	9	1282	198	1174	916	2	0	1	23
30	Mike McKenna	15	775:51	3.56	4	8	1	406	46	360	887	1	0	1	0
31	Karri Ramo	24	1311:54	3.66	4	10	7	756	80	676	894	0	0	1	2
35	Riku Helenius	1	6:52	0	0	0	0	2	0	2	1	0	0	0	0

TRADED GOALTENDERS

#	PLAYER	GP	TOI	GAA	W	L	OTL	SA	GA	SV	SV%	SO	G	A	PIM
37	Olie Kolzig	8	410:03	3.66	2	4	1	245	25	220	898	0	0	0	0

2008-2009 GAME-BY-GAME RESULTS

#	OPPONENT	RESULT	RECORD	SCORERS	W GOAL	PP	PK	SF-SA	W-L GOALTENDER	ATTEND.
1	10/4 vs. NYR	L, 1-2	0-1-0	St. Louis	17	0-4	6-7	21-41	30-41	17,085
2	10/5 @ NYR	L, 1-2	0-2-0	Hall	19	1-4	5-5	19-39	30-37	17,085
3	10/11 vs. CAR	L, 3-4*	0-2-1	Recchi, Niskala (p), Lecavalier (p)	12	2-7	7-9	29-46	49-41	18,552
4	10/16 vs. NYI	L, 3-4*	0-2-2	Lecavalier, Prospal (p), Malone	7	1-7	8-0	36-36	35-37	14,420
5	10/18 vs. MIN	L, 0-1**	0-2-3	-----	20	0-3	6-6	32-21	32-41	15,191
6	10/21 vs. ATL	W, 3-2*	1-2-3	Recchi, Prospal, Lecavalier (p)	4	1-5	3-3	38-33	41-32	13,922
7	10/25 vs. SJS	L, 0-3	1-3-3	-----	11	0-2	5-6	45-22	33-41	16,831
8	10/28 @ TOR	W, 3-2	2-3-3	Jokinen, Lecavalier, Lecavalier (p)	4	1-5	4-6	25-39	41-35	19,348
9	10/30 @ BUF	W, 5-2	3-3-3	Stamkos (p), Jokinen, Malone, Ranger, Stamkos	12	1-3	4-5	40-31	37-30	18,690
10	11/01 vs. OTT	W, 3-2**	4-3-3	Lecavalier, Carle, Artyukhin (x)	76	0-4	2-3	34-31	41-31	16,104

#	OPPONENT	RESULT	RECORD	SCORERS	W GOAL	PP	PK	SF-SA	W-L GOALTENDER	ATTEND.
11	11/05 @ NJD	L, 3-4**	4-3-4	Jokinen, Jokinen (p), St. Louis (p)	15	2-3	1-2	27-38	1-41	11,619
12	11/06 @ NYR	L, 2-5	4-4-4	St. Louis, Malone (p)	23	1-3	5-8	38-35	30-41	18,200
13	11/08 @ PHI	W, 2-1	5-4-4	Jokinen, Prospal	20	0-5	4-5	22-36	41-43	19,412
14	11/10 @ WSH	L, 2-4	5-5-4	Roberts (p), Roberts (p)	16	2-5	3-3	36-30	1-37	17,932
15	11/12 @ FLA	L, 0-4	5-6-4	-----	24	0-5	4-6	24-31	31-41	12,104
16	11/13 vs. DET	L, 3-4	5-7-4	Recchi, Jokinen (p), Pettinger	40	1-4	3-5	18-39	30-37	20,544
17	11/16 @ CAR	L, 2-3**	5-7-5	St. Louis, Lecavalier (p)	15	1-5	5-5	28-30	30-41	13,781
18	11/18 vs. FLA	L, 3-4**	5-7-6	Vrba, Artyukhin, Eminger	16	0-2	3-5	52-36	29-41	16,176
19	11/21 vs. NSH	W, 4-1	6-7-6	Lecavalier (p), Lecavalier, Recchi, Prospal	4	1-6	7-7	24-35	41-39	16,444
20	11/23 vs. NJD	L, 3-7	6-8-6	Vrba, St. Louis, Malone (EV-PS)	14	0-4	2-2	29-45	35-37	14,222
21	11/26 vs. NYR	L, 2-3**	6-8-7	Malone (p), Recchi	91	1-6	5-6	29-35	30-41	16,991
22	11/28 @ MIN	L, 2-4	6-9-7	Vrba (p), Malone	9	1-5	3-3	37-32	41-41	18,568
23	11/29 @ COL	L, 3-4	6-10-7	Lecavalier, Malone (p), Stamkos (p)	54	2-6	3-4	20-31	1-41	18,007
24	12/02 @ PHI	L, 3-4*	6-10-8	Recchi (p), Prospal (p), Downie	18	2-6	2-5	38-32	43-41	19,227
25	12/04 vs. BOS	L, 1-3	6-11-8	St. Louis	46	0-3	1-1	31-26	30-41	15,598
26	12/06 vs. BUF	L, 3-4	6-12-8	St. Louis, Ranger, Prospal	27	0-6	6-6	23-27	30-41	17,154
27	12/08 @ BOS	L, 3-5	6-13-8	Hall, Lecavalier, Szczechura	33	0-4	4-6	29-24	30-41	16,973
28	12/10 @ BUF	L, 2-4	6-14-8	St. Louis, Recchi	9	0-4	4-6	28-37	30-41	18,431
29	12/11 @ MTL	W, 3-1	7-14-8	St. Louis, Lecavalier, St. Louis (s)	4	0-4	5-6	22-32	37-41	21,273
30	12/13 @ OTT	L, 0-2	7-15-8	-----	45	0-5	7-8	24-33	29-41	18,446
31	12/18 vs. COL	L, 1-2**	7-15-9	Halpern	23	0-1	5-5	38-35	1-41	16,333
32	12/20 @ ATL	L, 3-4	7-16-9	St. Louis (p), Hall, St. Louis (p)	42	2-6	3-4	39-30	32-41	14,395
33	12/23 @ PIT	W, 2-0	8-16-9	Pettinger, Szczechura (p)	24	1-3	3-3	29-15	41-29	17,064
34	12/26 @ FLA	W, 4-3**	9-16-9	Eminger, Recchi, Artyukhin, Malone (x)	12	0-5	4-5	35-28	41-31	16,961
35	12/27 vs. FLA	W, 6-4	10-16-9	Stamkos, Artyukhin (p)	12	1-6	6-8	42-29	41-29	18,226

36	12/30 vs. MTL	L, 1-2**	10-16-10	Prospal (p)	40	1-5	6-6	22-30	31-41	20,454
37	01/01 @ WSH	L, 4-7	10-17-10	Lecavalier, Malone, Hall (s), Lecavalier	17	0-3	2-2	27-35	1-41	18,277
38	01/03 vs. CAR	L, 2-3	10-18-10	Craig, Lecavalier	25	0-2	3-3	19-28	30-41	15,873
39	01/04 @ ATL	W, 4-1	11-18-10	Eminger (p), St. Louis, Prospal (p), Halpern	26	2-4	2-2	35-28	41-32	10,750
40	01/08 @ PHX	L, 2-3	11-19-10	Meszaros, Halpern (p)	91	1-2	2-3	24-27	30-41	13,736
41	01/09 @ ANA	W, 4-3	12-19-10	St. Louis (s), Prospal, Malone (p), Malone	12	1-3	3-4	19-32	31-1	17,174
42	01/12 @ LAK	W, 3-1	13-19-10	Artyukhin, Recchi, Lecavalier	8	0-4	4-4	22-30	41-31	16,511
43	01/13 @ SJS	L, 1-7	13-20-10	Stamkos	19	0-2	5-8	25-42	20-31	17,496
44	01/15 vs. PHI	W, 4-1	14-20-10	St. Louis, Meszaros (p), Craig, Lecavalier (EV-PS)	14	1-4	2-3	44-32	41-43	15,604
45	01/17 vs. FLA	L, 3-4	14-21-10	Lecavalier, Prospal (p), Malone	4	1-4	0-2	33-21	29-41	17,217
46	01/19 vs. DAL	W, 4-2	15-21-10	Lecavalier (s), Stamkos, Lecavalier (p), Prospal	4	1-2	6-7	20-25	41-35	15,991
47	01/21 vs. BUF	W, 5-3	16-21-10	Eminger (p), Downie, Krajcek, Halpern, Murphy (p)	11	2-4	5-5	26-34	41-30	19,811
48	01/27 vs. MTL	W, 5-3	17-21-10	Malone, Lecavalier (p), Prospal, Downie, St. Louis (p)	9	2-7	4-4	24-34	41-31	15,912

2007-2008 STATS

2007-2008 INDIVIDUAL SCORING

(31-42-9, 71 pts., 5th Southeast Division)

PLAYERS

POS	#	PLAYER	GP	G	A	P	+/-	PIM	PP	SH	GW	OT	S	%	TOI/G
C	4	Vincent Lecavalier	81	40	52	92	-17	89	10	1	7	0	318	12.6	22:57
R	26	Martin St. Louis	82	25	58	83	-23	26	10	2	5	0	241	10.4	24:17
C	11	Jeff Halpern	83	20	22	42	0	54	4	1	2	0	132	15.2	16:46
L	10	Jussi Jokinen	72	16	26	42	-14	18	6	0	2	0	131	12.2	14:27
R	7	Michel Ouellet	64	17	19	36	11	12	5	0	0	0	132	12.9	15:37
D	54	Paul Ranger	72	10	21	31	-13	56	0	1	0	0	105	9.5	25:13
D	71	Filip Kuba	75	6	25	31	-8	40	2	0	0	0	113	5.3	24:57
D	22	Dan Boyle	73	4	21	25	-29	57	2	0	1	1	74	5.4	27:24
L	21	Mathieu Darche	37	7	15	22	-14	20	1	1	0	0	120	5.8	14:25
C	77	Chris Gratton	60	10	11	21	-7	77	1	0	1	0	92	10.9	12:42
D	55	Shane O'Brien	77	4	17	21	-2	154	0	1	0	0	69	5.8	21:13
R	16	Jason Ward	79	8	6	14	-18	42	1	1	0	0	85	9.4	12:32
C	29	Craig Macdonald	65	2	9	11	-10	16	0	0	0	0	84	2.4	10:52
C	74	Nick Tarnasky	80	6	4	10	-15	78	1	0	1	0	91	6.6	8:14
R	36	Andre Roy	63	4	3	7	-1	108	0	0	0	0	38	10.5	5:27
D	37	Brad Lukowich	59	1	6	7	-15	20	0	0	0	0	28	3.6	16:36
D	2	Alexandre Picard	24	3	3	6	-12	10	1	0	1	0	24	12.5	20:25
D	39	Mike Lundin	81	0	6	6	3	16	0	0	0	0	33	0	13:47
C	24	Andreas Karlsson	58	2	2	4	-7	10	0	1	0	0	31	6.5	9:39
D	3	Doug Janik	61	1	3	4	-3	45	0	0	0	0	23	4.3	9:19
R	42	Junior Lessard	21	1	2	4	-6	11	0	0	0	0	21	4.8	9:52
C	34	Ryan Craig	7	1	1	2	-1	0	1	0	0	0	8	12.5	13:03
R	56	Kyle Wanvig	7	1	0	1	-1	7	0	0	1	0	10	10	10:09
D	32	Matt Smaby	14	0	0	0	-6	12	0	0	0	0	7	0	12:08
L	61	Karl Stewart	9	0	0	0	-2	2	0	0	0	0	2	0	4:06
D	38	Jay Leach	2	0	0	0	-1	0	0	0	0	0	0	0	4:37
C	49	Blair Jones	4	0	0	0	0	0	0	0	0	1	0	1.55	

TRADED PLAYERS

POS	#	PLAYER	GP	G	A	P	+/-	PIM	PP	SH	GW	S	%	TOI/G
L	17	Jan Hlavac	62	9	13	22	-10	32	0	0	0	123	7.3	14:45
D	2	Dan Jancevski	2	0	0	0	-1	2	0	0	0	0	0.0	2:22
L	20	Vaclav Prospal	62	29	28	57	-7	39	9	0	4	175	16.6	19:59
C	19	Brad Richards	62	18	33	51	-25	15	9	1	4	228	7.9	24:16

GOALTENDERS

#	PLAYER	GP	TOI	GAA	W	L	OTL	SA	GA	SV	SV%	SO	G	A	PIM
41	Mike Smith	34	1,945:41	2.59	15	19	0	848	84	764	0.901	3	0	1	12
31	Karri Ramo	22	1,268:43	3.03	7	11	3	632	64	568	0.899	0	0	1	4
30	Marc Denis	10	414:56	4.05	1	5	0	199	28	171	0.859	0	0	0	2

TRADED GOALTENDERS

#	PLAYER	GP	TOI	GAA	W	L	OTL	SA	GA	SV	SV%	SO	G	A	PIM
40	Johan Holmqvist	45	2,469:14	3.01	20	16	6	1,129	124	1,005	.890	2	0	1	0

2007-2008 GAME-BY-GAME RESULTS

#	OPPONENT	RESULT	RECORD	SCORERS	W GOAL	PP	PK	SF-SA	W-L GOALTENDER	ATTEND.
1	10/4 vs. NJ	W, 3-1	1-0-0	Lecavalier, Lecavalier, Prospal	4	0-3	4-5	24-27	40-30	19,454
2	10/6 vs. ATL	W, 5-2	2-0-0	Prospal, Prospal(p), Richards (s), Lecavalier, Richards (p)	19	2-6	3-4	34-15	40-1	19,220
3	10/10 vs. FLA	W, 2-1	3-0-0	Gratton, Gratton(p)	77	1-5	5-8	40-31	40-1	18,540
4	10/13 @ FLA	L, 4-6	3-1-0	Roy, Prospal(p), Prospal, Hlavac	15	1-8	5-8	44-28	29-30	15,801
5	10/18 @ BOS	L, 1-4	3-2-0	Richards	16	0-2	0-0	36-24	30-40	16,363
6	10/20 vs. ATL	W, 6-2	4-2-0	Prospal, Gratton, Lecavalier, St. Louis(p), Darche, Prospal(p)	4	2-5	2-2	30-20	40-1	19,420
7	10/24 @ WSH	L, 3-5	4-3-0	Ward, Ranger(s), St. Louis	17	0-3	4-4	29-29	37-30	10,226
8	10/25 vs. PHI	W, 5-2	5-3-0	Ward, Richards(p), Prospal(p), Ouellet, Richards	20	2-4	5-5	26-23	40-30	18,616
9	10/27 vs. BUF	L, 3-4*	5-3-1	Prospal, Ouellet, Lecavalier(p)	26	1-4	2-3	34-26	30-40	18,804+
10	10/29 @ NYR	L, 1-3	5-4-1	Lecavalier	14	0-4	5-7	22-35	30-40	18,200
11	10/31 @ NJ	L, 1-6	5-5-1	Lecavalier(p)	20	1-3	3-4	22-30	30-40	13,218
12	11/1 @ NYI	L, 0-4	5-6-1	-----	13	0-3	4-4	26-32	39-30	11,008
13	11/3 vs. ATL	L, 4-6	5-7-1	O'Brien, O'Brien, Ouellet(p), Richards(p)	9	2-4	2-3	34-22	33-40	19,155
14	11/5 @ FLA	L, 3-4	5-8-1	St. Louis(p), Lukowich, Ouellet	10	1-3	3-5	27-30	29-40	10,149

#	OPPONENT	RESULT	RECORD	SCORERS	W GOAL	PP	PK	SF-SA	W-L GOALTENDER	ATTEND.
15	11/7 vs. FLA	W, 3-1	6-8-1	Hlavac, St. Louis, Lecavalier	26	0-6	2-2	34-23	40-29	16,526
16	11/8 @ CAR	W, 5-1	7-8-1	Lecavalier, O'Brien, Kuba, O'Brien, Prospal(p)	55	1-4	3-3	31-41	40-30	14,017
17	11/10 @ WSH	W, 5-2	8-8-1	Kuba(p), Prospal, St. Louis, Craig(p), Ranger	26	2-4	2-2	34-25	40-37	14,617
18	11/14 vs. CAR	W, 6-1	9-8-1	Ranger, Lecavalier, St. Louis, Lecavalier, Prospal, Lecavalier(s)	4	0-4	5-6	28-29	40-47	17,444
19	11/16 vs. WSH	W, 5-2	10-8-1	Lecavalier(p), Hlavac, Richards(p), Ranger, St. Louis	19	2-4	4-4	24-30	40-1	19,526
20	11/19 @ ATL	L, 3-4*	10-8-2	Hlavac, Lecavalier, St. Louis	12	0-3	4-6	20-24	1-40	13,419
21	11/21 vs. NYR	L, 1-2	10-9-2	Ouellet	28	0-4	2-2	33-29	30-40	20,110+
22	11/23 @ CAR	L, 3-4	10-10-2	Ranger, Prospal, Lecavalier	2	0-2	4-4	28-22	30-40	18,033
23	11/24 vs. NJ	L, 2-3	10-11-2	Lecavalier, Ward(p)	23	1-4	3-4	36-21	30-40	19,077
24	11/28 @ CHI	L, 1-5	10-12-2	Tarnasky(p)	52	1-4	5-6	22-17	39-40	11,122
25	11/29 @ DET	L, 2-4	10-13-2	Richards, Darche	82	0-3	1-2	23-39	30-30	17,001
26	12/1 vs. BOS	W, 4-1	11-13-2	Lecavalier, Lecavalier(p), Darche, St. Louis	4	1-3	3-4	28-29	40-30	18,444
27	12/4 vs. OTT	W, 4-3**	12-13-2	Darche, Gratton, Kuba, Prospal(x)	20	0-5	4-5	28-29	40-1	17,540
28	12/6 vs. CAR	W, 2-4	13-13-2	Lecavalier(p), St. Louis(p)	26	2-5	5-5	32-24	40-30	16,674
29	12/8 vs. NYI	L, 2-3*	13-13-3	Richards(p), Richards(s)	18	2-7	7-8	34-33	39-40	18,319
30	12/10 @ TOR	L, 1-6	13-14-3	Ouellet	13	0-5	1-3	27-29	35-40	19,454
31	12/11 @ MTL	W, 3-2**	14-14-3	Lecavalier(p), Roy, Richards(x)	19	1-5	2-3	31-30	30-31	21,273
32	12/13 vs. CGY	L, 6-9	14-15-3	Lecavalier, Roy, St. Louis(s), Prospal, St. Louis(p), Richards(p)	12	2-5	2-4	31-32	34-30	19,026
33	12/15 vs. WSH	L, 2-3	14-16-3	Ranger, Lecavalier	2	0-4	4-5	25-32	1-40	18,367
34	12/18 @ ATL	L, 2-6	14-17-3	Ward(s), Prospal(p)	4	1-4	1-1	34-24	32-40	14,060
35	12/20 vs. TOR	W, 2-1	15-17-3	Ward, Lecavalier	13	0-3	3-3	21-32	31-35	19,131
36	12/22 vs. CAR	L, 1-4	15-18-3	St. Louis	13	0-2	3-3	30-37	30-31	18,765
37	12/26 @ WSH	L, 2-3	15-19-3	Lecavalier, Lecavalier	10	0-1	4-4	20-32	37-31	15,035
38	12/27 vs. MTL	L, 2-5	15-20-3	Prospal, Hlavac	27	0-1	4-5	30-29	39-40	20,294+
39	12/29 vs. PHI	L, 2-4	15-21-3	Lecavalier(p), Prospal	19	1-5	4-5	33-22	43-31	20,124+
40	1/1 @ TOR	L, 3-4**	15-21-4	Karlsson, St. Louis, Ranger	13	0-5	2-2	33-29	30-31	19,347
41	1/3 @ MTL	L, 3-6	15-22-4	Lecavalier, St. Louis(p), Prospal	46	1-5	4-6	33-30	39-31	21,273
42	1/5 @ OTT	L, 3-4*	15-22-5	St. Louis, Lecavalier, Hlavac	12	0-0	2-2	19-27	1-40	20,108
43	1/8 @ NYR	W, 5-3	16-22-5	Janik, Gratton, Gratton, Prospal, St. Louis	20	0-2	4-6	26-34	31-30	18,200
44	1/10 vs. PIT	L, 1-4	16-23-5	Ranger	11	0-4	1-2	36-29	35-31	20,426+
45	1/12 @ FLA	W, 5-3	17-23-5	Tarnasky, Hlavac, Tarnasky, Richards(p), Richards	19	1-3	1-1	25-30	40-29	16,578
46	1/15 vs. COL	L, 0-3	17-24-5	-----	6	0-2	1-3	32-35	60-31	17,222
47	1/18 @ PIT	W, 3-0	18-24-5	Wanvig, Gratton, Roy	46	0-4	4-4	34-27	40-35	17,132
48	1/19 @ OTT	W, 2-0	19-24-5	St. Louis(p), Lecavalier	26	1-2	4-4	26-25	40-1	20,091
49	1/22 vs. EDM	W, 4-3	20-24-5	Richards, MacDonald, St. Louis(s), Lecavalier(p)	4	1-4	2-3	22-28	40-35	16,789
50	1/24 vs. OTT	L, 4-8	20-25-5	Boyle, Tarnasky, MacDonald, Boyle	20	0-3	1-2	25-26	29-31	16,346
51	1/29 vs. BUF	L, 2-4	20-26-5	Richards(p), Prospal(p)	21	2-4	3-3	25-26	30-40	18,920
52	1/31 vs. VAN	W, 4-3	21-26-5	Prospal(p), Gratton, Lecavalier, Richards	19	1-2	3-4	27-26	31-1	17,019
53	2/2 vs. FLA	L, 2-3	21-27-5	Gratton, Prospal	20	0-4	4-5	46-32	29-31	19,977+
54	2/5 @ STL	W, 5-4	22-27-5	Ranger, St. Louis(p), Ward, Ranger, Tarnasky	74	1-1	1-2	24-25	40-34	17,150
55	2/7 @ NSH	W, 2-1*	23-27-5	Richards, Prospal	20	0-1	2-2	25-19	40-39	13,959
56	2/9 @ ATL	L, 1-2*	23-27-6	Lecavalier	77	0-1	2-2	28-22	32-40	18,879
57	2/12 vs. MTL	W, 3-2	24-27-6	Ouellet, Prospal, Prospal	20	0-2	2-3	36-21	31-39	17,420
58	2/14 @ PHI	W, 5-3	25-27-6	Prospal, Boyle(p), Hlavac, St. Louis, Ward	26	1-5	1-1	28-30	40-43	19,336
59	2/16 vs. WSH	L, 2-3	25-28-6	Prospal, Hlavac	28	0-1	3-4	41-35	37-40	20,454+
60	2/20 @ BUF	L, 3-4*	25-29-7	Gratton, Richards, Prospal	26	0-2	5-6	25-46	30-40	18,690
61	2/21 @ NYI	L, 0-1	25-29-7	-----	81	0-3	4-4	32-28	39-31	12,382
62	2/23 vs. BOS	L, 3-5	25-30-7	Darche(s), Ouellet, Prospal(p)	27	1-7	4-6	28-28	29	

2006-2007 STATS

2006-2007 INDIVIDUAL SCORING

(44-33-5, 93 pts., 2nd Southeast Division, Conf. Quarterfinals)

PLAYERS

POS	#	PLAYER	GP	G	A	PTS	+/-	PIM	PP	SH	GW	OT	S	%
C	4	Vincent Lecavalier	82	52	56	108	2	44	16	5	7	1	339	15.3
R	26	Martin St. Louis	82	43	59	102	7	28	14	5	7	2	273	15.8
C	19	Brad Richards	82	25	45	70	-19	23	12	1	3	0	272	9.2
D	22	Dan Boyle	82	20	43	63	-5	62	10	1	4	1	203	9.9
C	20	Vaclav Prospal	82	14	41	55	-24	36	2	0	1	0	219	6.4
D	71	Filip Kuba	81	15	22	37	-9	36	5	1	2	1	106	14.2
C	9	Eric Perrin	82	13	23	36	-7	30	2	1	0	0	151	8.6
L	17	Ruslan Fedotenko	80	12	20	32	-3	52	2	0	1	0	154	7.8
D	54	Paul Ranger	72	4	24	28	5	42	0	0	2	0	90	4.4
C	34	Ryan Craig	72	14	13	27	-11	55	4	0	2	0	130	10.8
R	16	Jason Ward	70	8	11	19	-15	40	0	1	1	0	108	7.4
D	55	Shane O'Brien	80	2	14	16	-3	176	1	0	2	0	72	2.8
D	21	Cory Sarich	82	0	15	15	-6	70	0	0	0	0	64	0
D	3	Doug Janik	75	2	9	11	-11	53	0	0	0	0	49	4.1
C	74	Nick Tarnasky	77	5	4	9	-6	80	0	0	1	0	41	12.2
C	24	Andreas Karlsson	53	3	6	9	-4	12	0	0	1	0	25	12
D	44	Nolan Pratt	81	1	7	8	0	44	0	0	0	0	30	3.3
C	27	Tim Taylor	71	1	5	6	-5	16	0	0	1	0	59	1.7
L	61	Karl Stewart	47	2	3	5	-5	47	0	1	0	0	21	9.5
C	49	Blair Jones	20	1	2	3	0	2	0	0	0	0	6	16.7
R	36	Andre Roy	56	1	2	3	-4	128	0	0	0	0	15	6.7
D	7	Luke Richardson	27	0	3	3	3	16	0	0	0	0	3	0
R	56	Kyle Wanvig	4	0	0	0	0	0	0	0	0	0	0	0

TRADED PLAYERS

POS	#	PLAYER	GP	G	A	P	+/-	PIM	PP	SH	GW	S	S%	TOI/G
L	29	Dmitri Afanasev	33	3	3	6	-6	8	0	0	0	0	31	9.7

GOALTENDERS

#	GOALTENDER	GP	TOI	GAA	W	L	OT	EN	SO	GA	SVS	SV%
40	Johan Holmqvist	48	2548	2.85	27	15	3	4	1	121	1013	0.893
30	Marc Denis	44	2353	3.19	17	18	2	5	1	125	943	0.883
31	Karri Ramo	2	70	3.43	0	0	0	0	0	4	19	0.826

2006-2007 GAME-BY-GAME RESULTS

#	OPPONENT	RESULT	RECORD	SCORERS	PP	PK	SF-SA	W-L GOALTENDER	ATTEND.
1	10/5 @ ATL	W, 3-2**	1-0-0	Craig(p), Craig, Lecavalier (x)	1-7	5-7	26-11	30-32	17,629
2	10/7 vs. BOS	L, 2-3	1-1-0	Fedotenko, Craig	0-6	3-3	31-25	54-40	21,234+
3	10/9 vs. ATL	L, 0-1	1-2-0	-----	0-6	3-3	34-19	32-30	19,817+
4	10/13 @ FLA	L, 2-3	1-3-0	Lecavalier, Craig	0-7	4-5	23-27	35-40	15,208
5	10/14 vs. FLA	W, 4-1	2-3-0	Lecavalier(p), St. Louis(p), Fedotenko, Afanasev	2-6	5-6	36-24	30-20	19,926+
6	10/16 vs. CAR	L, 1-5	2-4-0	Alexeev	0-3	4-7	35-23	30-30	19,815+
7	10/19 vs. PHI	W, 4-1	3-4-0	Craig, Fedotenko, Prospal, Alexeev	0-4	4-4	36-35	30-30	19,920+
8	10/21 @ WSH	W, 6-4	4-4-0	Lecavalier(s), St. Louis, Alexeev, Karlsson, Alexeev(p), Richards	1-7	1-3	35-33	30-37	13,327
9	10/26 vs. CAR	W, 5-1	5-4-0	Fedotenko, St. Louis(p), St. Louis, St. Louis, Lecavalier(p)	2-5	3-3	27-24	30-30	18,826+
10	10/28 @ CAR	L, 4-6	5-5-0	Prospal, Fedotenko, Lecavalier(p), St. Louis	1-6	4-6	23-29	30-40	18,639
11	10/29 vs. SJS	L, 2-4	5-6-0	Lecavalier(p), St. Louis(p)	2-7	1-3	20-29	20-30	19,904+
12	11/1 vs. TOR	L, 2-4	5-7-0	Richards, Lecavalier	0-4	5-6	25-29	1-30	19,977+
13	11/2 @ PHI	W, 5-2	6-7-0	St. Louis, St. Louis, Taylor, Lecavalier, Perrin(s)	0-6	4-4	29-32	40-30	18,633
14	11/4 @ BOS	L, 5-6*	6-7-1	Fedotenko(p), Richards(p), Alexeev, St. Louis, Afanasev	2-7	6-9	28-33	30-30	14,169
15	11/6 @ NYI	W, 5-1	7-7-1	Karlsson, St. Louis(p), Kuba(p), Kuba(p), Perrin	3-5	3-3	27-26	40-1	9,693
16	11/8 @ PIT	W, 4-3*	8-7-1	Afanasev, Richards(p), Perrin, Lecavalier	1-5	3-4	31-20	40-29	14,483
17	11/11 vs. ATL	W, 5-3	9-7-1	Craig(p), Boyle(p), Richards, Lecavalier, Alexeev(p)	3-11	4-5	36-30	40-32	20,034+
18	11/15 vs. MTL	L, 1-3	9-8-1	Prospal	0-5	5-8	30-28	39-30	19,920+
19	11/17 vs. NYI	W, 3-2**	10-8-1	Alexeev, Richards(p), Afanasev(x)	1-3	0-0	38-31	40-39	19,919+
20	11/19 @ NYR	L, 1-4	10-9-1	Perrin(p)	1-5	2-4	28-34	30-40	18,200
21	11/20 @ BUF	L, 2-7	10-10-1	St. Louis, St. Louis	0-7	3-5	26-29	30-30	18,690
22	11/22 @ FLA	W, 6-4	11-10-1	Perrin, Richards(p), Craig, Boyle, Craig, Richards	1-5	3-5	34-35	40-35	14,516
23	11/24 vs. ATL	W, 3-2*	12-10-1	Boyle(p), Boyle(p), St. Louis	2-5	2-2	33-25	40-32	19,922+

#	OPPONENT	RESULT	RECORD	SCORERS	PP	PK	SF-SA	W-L GOALTENDER	ATTEND.
24	11/26 vs. OTT	W, 3-1	13-10-1	Kuba, Richards, St. Louis(p)	1-4	2-2	18-23	40-1	19,819+
25	11/28 vs. WSH	L, 2-5	13-11-1	Tarnasky, Lecavalier	0-7	3-3	50-20	37-40	18,874
26	11/30 @ BOS	L, 3-4**	13-11-2	Perrin, St. Louis(s), Lecavalier	0-6	2-2	34-25	30-30	11,150
27	12/2 @ OTT	L, 2-5	13-12-2	Perrin, Lecavalier	0-5	4-5	36-25	1-40	18,618
28	12/5 vs. BUF	L, 1-4	13-13-2	Lecavalier	0-5	3-3	30-25	30-30	20,025+
29	12/7 vs. ATL	W, 8-0	14-13-2	Lecavalier, Lecavalier(p), Lecavalier, Alexeev, Richards(p), Boyle, St. Louis(s), Fedotenko	2-8	4-4	38-21	30-32	17,704
30	12/9 vs. ANA	L, 3-4	14-14-2	Perrin, Fedotenko, Richards	0-5	1-2	27-25	35-30	18,719
31	12/12 @ TOR	L, 4-5	14-15-2	Alexeev, Lecavalier(p), Richards, St. Louis(p)	2-5	2-4	26-25	1-40	19,462
32	12/14 @ MTL	L, 2-4	14-16-2	Richards(p), St. Louis	1-6	2-2	43-20	39-30	21,273
33	12/16 vs. CAR	L, 2-3	14-17-2	Craig, St. Louis(p)	1-6	3-4	32-27	30-30	18,634
34	12/19 @ WSH	W, 5-4	15-17-2	Kuba(p), St. Louis, Lecavalier(p), St. Louis(p), Alexeev	3-5	3-5	35-24	30-37	10,417
35	12/21 @ OTT	W, 4-2	16-17-2	St. Louis, Fedotenko, Ranger, Lecavalier	0-7	2-3	30-18	30-1	18,603
36	12/23 vs. NYR	W, 4-3	17-17-2	Boyle(p), Boyle, Lecavalier(p), Boyle	2-6	3-4	26-28	40-30	20,122+
37	12/26 @ ATL	L, 1-2	17-18-2	St. Louis(s)	0-3	5-5	25-29	32-40	16,356
38	12/28 vs. PHI	L, 3-4	17-19-2	St. Louis(p), Kuba(p), Fedotenko	1-6	1-2	45-26	42-40	21,171+
39	12/30 vs. MTL	W, 3-1	18-19-2	Richards(p), Prospal, Kuba(p)	2-5	2-2	41-13	40-39	21,120+
40	1/2 @ MTL	L, 2-5	18-20-2	Janik, Kuba	0-3	2-3	23-27	39-40	21,273
41	1/4 @ MIN	W, 3-2	19-20-2	St. Louis(s), Boyle, Lecavalier(p)	1-3	4-4	24-31	30-35	18,568
42	1/5 @ COL	L, 2-4	19-21-2	Prospal, Lecavalier(p)	1-3	1-2	28-32	31-30	18,007
43	1/7 @ PIT	W, 3-2**	20-21-2	Craig(p), Tarnasky, St. Louis(x)	1-4	3-4	29-22	40-29	17,132
44	1/9 vs. PIT	W, 3-2	21-21-2	Lecavalier, St. Louis(p), Karlsson	1-4	4-4	24-31	40-29	19,226
45	1/11 vs. WSH	W, 5-4	22-21-2	Craig, Lecavalier, Prospal, Lecavalier, St. Louis	-2	1-2	25-22	40-37	18,804
46	1/13 @ BUF	W, 3-2	23-21-2	Lecavalier(p), Boyle, Richards	1-2	6-6	23-34	30-30	18,690
47	1/15 @ NYI	W, 4-3	24-21-2	Prospal(p), Richards(p), St. Louis, Lecavalier	2-5	2-4	24-36	40-39	15,426
48	1/16 vs. TOR	L, 2-4	24-22-2	Lecavalier(s), Boyle	0-4	3-4	23-28	1-30	19,830+
49	1/18 @ NY	W, 3-2**	25-22-2	Richards, Richards(p), Ricahrds(x)	1-4	3-4	28-28	40-30	12,698
50	1/20 @ CAR	W, 6-5**	26-22-2	Prospal, Lecavalier, Ranger, St. Louis, Kuba, Prospal(x)	0-1	2-3	29-35	30-30	18,196
51	1/26 vs. NJ	L, 0-2	26-23-2	-----	0-2	4-4	28-25	30-40	21,404+
52	1/30 @ PHI	W, 4-3**	27-23-2	St. Louis(p), Fedotenko(p), Lecavalier, Lecavalier(x)	2-6	5-5	33-32	40-42	19,313
53	2/1 @ CAR	W, 4-0	28-23-2	Craig(p), Janik, Lecavalier, St. Louis(p)	2-2	5-5	20-31	40-47	16,635
54	2/3 vs. NYR	W, 3-2	29-23-2	Ranger, Richards(p), Lecavalier(p)	2-8	2-3	41-26	40-30	21,354+
55	2/6 vs. LAK	W, 3-2**	30-23-2	Lecavalier(p), Jones, Richards(x)	1-3	1-1	29-31	40-1	18,273
56	2/9 @ NYR	L, 0-5	30-24-2	-----	0-3	2-2	29-24	30-40	18,200
57	2/11 @ NY	W, 4-1	31-24-2	Prospal, Tarnasky, Lecavalier, Boyle(p)	1-3	3-4	27-22	40-30	18,022
58	2/13 vs. PHX	W, 5-3	32-24-2	Lecavalier, St. Louis, Lecavalier, Richards(p), Perrin	1-3	2-2	27-26	40-32	18,019
59	2/15 vs. WSH	W, 3-2**	33-24-2	Lecavalier(p), Lecavalier(s), St. Louis(x)	1-3	3-4	29-38	30-1	18,744
60	2/17 @ FLA	L, 4-5*	33-24-3	St. Louis, Perrin, St. Louis, Boyle(p)	1-2	3-5	20-30	20-40	17,813
61	2/20 vs. ATL	W, 3-2*	34-24-3	Craig, St. Louis(s), St. Louis(x)	1-8	2-2	36-30	30-20	19,319
62	2/22 @ FLA	W, 5-4*	35-24-3	Richards, Perrin, Lecavalier(p), Roy, St. Louis	1-5	2-3	29-28	30-1	16,032
63	2/23 vs. BOS	L, 2-6	35-25-3	Boyle(p), Kuba	1-4	4-5	26-23	30-40	21,201+
64	2/25 vs. PIT	W, 5-1	36-25-3	St. Louis(p), Ranger, Kuba, Richards, Lecavalier(s)	1-2	3-4	24-18	40-41	21,119+
65	2/27 vs. DAL	L, 1-2*	36-25-4	Richards(s)	0-2	3-4	20-28	35-40	19,255
66	3/1 @ WSH	W, 5-4**	37-25-4	Prospal, Fedotenko, Lecavalier(s), St. Louis, Tarnasky(x)	0-6	5-6	29-27	40-1	10,462
67	3/3 @ FLA	L, 2-6	37-26-4	Pratt, Prospal	0-5	3-4	33-36	20-30	17,299
68	3/6 @ EDM	L, 1-5	37-27-4	Lecavalier(p)	1-5	4-5	17-28	1-40	18,630
69	3/7 @ VAN	W, 3-1	38-27-4	Prospal(p), Lecavalier, Lecavalier	1-2	2-2	25-30	30-30	16,839
70	3/10 @ CGY	W, 3-2*	39-27-4	Tarnasky, Lecavalier, Boyle(p)	1-3	4-4	30-27	30-34	19,289
71	3/13 @ TOR	L, 2-3	39-28-4	Richards(p), Boyle(s)	1-2	2-2	21-28	1-30	19,530
72	3/16 vs. BUF	L, 2-3	39-29-4	Lecavalier, Lecavalier	0-5	3-3	37-20	30-30	21,264+
73	3/18 @ WSH	L, 1-7	39-30-4	Kuba	0-3	1-2	31-29	37-40	14,274
74	3/20 vs. NYI	W, 4-3*	40-30-4	Perrin(p), Lecavalier, Ward, Kuba	1-6	2-2	40-24	40-39	19,916+
75	3/22 vs. NY	W, 3-1	41-30-4	Ward, St. Louis, St. Louis	0-4	2-3	32-35	30-30	20,326+
76	3/24 vs. OTT	L, 2-7	41-31-4	Boyle(p), Boyle	1-2	2-3	23-28	1-30	20,342+
77	3/27 vs. FLA	L, 2-5	41-32-4	Richards, Kuba(s)	0-3	3-4	29-26	20-30	18,856
78	3/30 @ CAR	W, 4-2	42-32-4	St. Louis, Prospal, Kuba, Lecavalier	0-7	4-4	29-28	40-30	18,639
79	3/31 vs. WSH	W, 5-2							

2005-2006 STATS

2005-2006 INDIVIDUAL SCORING

(43-33-6, 92 pts., 2nd Southeast Division, Conf. Quarterfinals)

PLAYERS

POS	#	PLAYER	GP	G	A	PTS	+/-	PIM	PP	SH	GW	OT	S	%
C	19	Brad Richards	82	23	68	91	0	32	7	4	0	0	282	8.2
L	20	Vaclav Prospal	81	25	55	80	-3	50	10	0	3	1	236	10.6
C	4	Vincent Lecavalier	80	35	40	75	0	90	13	2	7	1	309	11.3
RW	26	Martin St. Louis	80	31	30	61	-3	38	9	3	7	1	221	14.0
L	33	Fredrik Modin	77	31	23	54	5	56	12	1	4	0	221	14.0
D	22	Dan Boyle	79	15	38	53	-8	38	6	0	4	1	153	9.8
R	17	Ruslan Fedotenko	80	26	15	41	-4	44	4	0	6	1	164	15.9
D	13	Pavel Kubina	76	5	33	38	-12	96	4	0	3	1	155	3.2
C	34	Ryan Craig	48	15	13	28	-4	6	6	0	0	0	81	18.5
D	5	Darryl Sydor	80	4	19	23	-18	30	1	0	0	0	64	6.3
L	25	Dave Andreychuk	42	6	12	18	-13	16	4	1	1	0	81	7.4
D	54	Paul Ranger	76	1	17	18	5	58	0	0	1	0	73	1.4
R	76	Evgeny Artyukhin	72	4	13	17	-4	90	1	0	0	0	79	5.1
R	18	Rob DiMaio	61	4	13	17	-7	30	2	0	1	0	72	5.6
L	29	Dmitry Afanasev	68	9	6	15	-7	16	1	0	0	0	78	11.5
D	21	Cory Sarich	82	1	14	15	-2	79	0	0	0	0	88	1.1
C	27	Tim Taylor	82	7	6	13	-12	22	0	0	0	0	109	6.4
D	44	Nolan Pratt	82	0	9	9	7	60	0	0	0	0	26	0.0
C	8	Martin Cibak	65	2	6	8	9	22	0	0	0	0	50	4.0
R	14	Norman Milley	14	2	1	3	-2	4	1	0	0	0	12	16.7
R	46	Darren Reid	7	0	1	1	-2	0	0	0	0	0	3	0.0
D	2	Timo Helbling	9	0	1	1	-3	6	0	0	0	0	2	0.0
L	11	Chris Dingman	34	0	1	1	-10	22	0	0	0	0	24	0.0
G	1	Sean Burke	35	0	1	1	0	10	0	0	0	0	0	0.0
G	47	John Grahame	57	0	1	1	0	14	0	0	0	0	0	0.0
C	74	Nick Tarnasky	12	0	1	1	-3	4	0	0	0	0	9	0.0
R	16	Jim Campbell	1	0	0	0	0	2	0	0	0	0	0	0.0
D	38	Doug O'Brien	5	0	0	0	0	2	0	0	0	0	2	0.0

GOALTENDERS

#	GOALTENDER	GP	MIN	AVG	W	L	OT	EN	SO	GA	SVS	SV%
50	Gerald Coleman	2	43	2.79	0	0	1	0	0	2	17	.882
1	Sean Burke	35	1713	2.80	14	10	4	2	2	80	764	.895
47	John Grahame	57	3152	3.06	29	22	1	8	5	161	1450	.889

TRADED GOALTENDERS

#	GOALTENDER	GP	MIN	AVG	W	L	OT	EN	SO	GA	SVS	SV%
40	Brian Eklund	1	58	3.10	0	1	0	0	0	3	19	.842

2005-2006 GAME-BY-GAME RESULTS

#	OPPONENT	RESULT	RECORD	SCORERS	PP	PK	SF-SA	W-L GOALTENDER	ATTEND.
1	10/5 vs. CAR	W, 5-2	1-0-0	Prospal, Richards (p), Boyle, Lecavalier, Taylor	1-6	3-3	30-26	47-29	22,120+
2	10/7 @ FLA	L, 0-2	1-1-0	-----	0-3	5-5	27-31	1-47	18,512
3	10/8 vs. FLA	W, 2-1	2-1-0	Modin, St. Louis (p)	1-10	9-10	34-29	47-1	20,933+
4	10/10 vs. BOS	L, 2-4	2-2-0	Modin, Boyle	0-6	6-7	28-24	1-47	20,032+
5	10/13 vs. BUF	L, 3-4**	2-2-1	Richards, Lecavalier, Prospal	0-2	9-9	35-33	30-47	20,184+
6	10/15 @ PIT	W, 3-1	3-2-1	Prospal, Fedotenko (p), Lecavalier	1-7	2-2	30-21	1-29	17,132
7	10/16 @ WSH	L, 2-3**	3-2-2	Lecavalier (p), Prospal	1-8	5-5	28-14	1-37	10,002
8	10/20 @ ATL	W, 6-0	4-2-2	St. Louis (p), Modin, Fedotenko, Modin (p), Prospal, Lecavalier	2-10	3-3	36-15	47-35	12,913
9	10/21 vs. OTT	L, 1-4	4-3-2	Afanasev	0-7	5-5	24-29	39-47	20,494+
10	10/26 @ NJ	W, 6-3	5-3-2	St. Louis, Modin, Prospal (p), Andreychuk, Andreychuk (p), Lecavalier	2-8	5-5	39-23	47-30	11,484
11	10/28 vs. WSH	W, 4-2	6-3-2	Boyle, St. Louis, Lecavalier (p), Prospal	1-8	5-5	28-14	1-37	20,722+
12	10/29 @ ATL	W, 3-2	7-3-2	Modin, Richards, Modin (p)	1-5	4-5	23-31	47-31	14,737
13	11/1 vs. ATL	L, 4-6	7-4-2	Richards, Richards (s), Lecavalier, Prospal	0-2	0-4	33-29	31-47	19,820+
14	11/3 @ OTT	L, 2-4	7-5-2	Richards (p), Lecavalier	2-7	2-2	33-31	39-47	18,604
15	11/5 @ TOR	L, 3-5	7-6-2	Artyukhin, Boyle (p), Lecavalier (p)	2-7	6-8	36-26	20-47	19,290
16	11/8 @ MTL	L, 2-3	7-7-2	Taylor, Prospal	0-8	5-7	34-19	60-40	21,273
17	11/10 vs. NYR	L, 2-5	7-8-2	St. Louis, Boyle (p)	1-7	6-7	25-20	30-47	21,124+
18	11/11 @ ATL	L, 2-5	7-9-2	Prospal, Fedotenko	0-4	5-8	36-27	33-47	14,017
19	11/14 vs. PHI	W, 5-2	8-9-2	Prospal, Boyle (p), Prospal (p), Cibak, Prospal	2-6	2-4	33-24	47-42	20,020+
20	11/15 @ WSH	L, 3-4**	8-9-3	Modin, Fedotenko, Modin	0-4	4-5	35-40	1-1	11,515
21	11/17 vs. NYI	W, 3-2	9-9-3	Fedotenko, Richards, St. Louis	0-5	5-5	31-36	47-39	20,119+
22	11/20 @ CAR	W, 5-2	10-9-3	Richards, Lecavalier (p), Fedotenko, St. Louis, Modin (p)	2-4	4-4	29-22	47-30	12,423

#	OPPONENT	RESULT	RECORD	SCORERS	PP	PK	SF-SA	W-L GOALTENDER	ATTEND.
23	11/22 @ PHI	W, 4-2	11-9-3	Cibak, Richards, Boyle, Taylor	0-2	3-4	25-32	1-42	19,567
24	11/23 @ WSH	W, 4-3**	12-9-3	Boyle, DiMaio, Boyle, Prospal (x)	0-7	3-4	42-20	47-37	12,038
25	11/25 vs. NJ	L, 2-8	12-10-3	Modin, St. Louis	0-2	2-3	26-26	30-1	21,812+
26	11/27 vs. PIT	W, 4-1	13-10-3	Richards, DiMaio (p), Modin (p), Modin (p)	3-9	2-2	36-21	47-41	20,218+
27	11/30 vs. TOR	W, 2-1	14-10-3	St. Louis, Kubina (p)	1-6	5-5	24-21	47-20	19,847+
28	12/2 vs. CHI	W, 3-2**	15-10-3	St. Louis (p), Lecavalier, Richards (x)	1-6	4-4	27-36	47-31	20,526+
29	12/8 vs. STL	W, 5-4	16-10-3	Modin (p), Fedotenko, Taylor, St. Louis, Fedotenko	1-4	4-5	33-22	47-40	19,812+
30	12/10 vs. WSH	W, 4-3	17-10-3	Andreychuk (p), St. Louis, Sydor, Lecavalier (p)	2-9	5-6	29-16	47-30	19,905+
31	12/14 @ ANA	L, 2-4	17-11-3	Richards (p), Prospal	1-7	5-7	24-33	35-47	12,286
32	12/15 @ PHX	W, 3-1	18-11-3	Modin, Lecavalier (s), Fedotenko (p)	1-7	4-4	28-17	1-31	14,067
33	12/17 vs. DET	L, 3-6	18-12-3	DiMaio (p), Andreychuk (p), Craig	2-8	4-5	31-29	30-47	21,204+
34	12/20 @ CAR	L, 4-6	18-13-3	Modin (p), Prospal, Craig (p), St. Louis	2-6	6-9	24-30	29-1	12,188
35	12/22 @ NYR	L, 2-4	18-14-3	Fedotenko, Richards (p)	1-7	2-5	32-36	30-47	18,200
36	12/23 vs. BVR	L, 1-4	18-15-3	Prospal	0-7	4-5	31-31	30-47	21,120+
37	12/26 vs. CAR	W, 5-4*	19-15-3	Modin, Andreychuk (s), Andreychuk (p), Taylor, Boyle	1-6	2-4	41-30	47-29	20,662+
38	12/28 vs. MTL	L, 3-4	19-16-3	Lecavalier, Craig, Kubina	0-5	4-6	44-24	60-47	21,934+
39	12/30 vs. BOS	L, 1-2	19-17-3	DiMaio	0-5	4-4	32-24	33-1	21,524+
40	1/2 @ NYI	W, 2-1	20-17-3	Lecavalier, St. Louis (s) 0-8	0-8	7-8	43-36	1-30	10,912
41	1/3 @ NYR	W, 1-0*	21-17-3	Prospal	0-3	6-6	20-36	47-30	18,200
42	1/5 @ BUF	L, 1-3	21-18-3	St. Louis	0-4	5-7	22-31	47-1	18,032
43	1/7 @ BOS	L, 3-6	21-19-3	Modin, Artyukhin, Lecavalier	0-5	1-1	32-34	1-47	17,565
44	1/13 vs. CBJ	W, 4-2	22-19-3	Taylor, Fedotenko, St. Louis, Lecavalier	0-6	2-3	39-24	1-30	20,425+
45	1/16 @ SJS	L, 1-3	22-20-3	Richards	0-2	3-3	22-25	35-1	17,107
46	1/17 @ LAK	W, 4-1	23-20-3	St. Louis (p), Lecavalier (p), Fedotenko, Milley	2-6	5-5	25-23	47-35	17,017
47	1/20 @ DAL	W, 6-3	24-20-3	Richards (s), Sydor, Fedotenko, Kubina (p), Craig, Afanasev	1-5	2-2	22-28	1-35	18,532
48	1/21 @ ATL	W, 2-0	25-20-3	Modin (p), Lecavalier (p)	2-5	4-4	24-20	47-32	18,704
49	1/24 vs. FLA	L, 2-3*	25-20-4	Richards, Craig	0-6	3-3	50-26	1-1	19,900+
50	1/26 vs. NJ	W, 1-0*	26-20-4	Fedotenko	0-2	5-5	33-20	47-30	20,224+
51	1/28 @ PHI	W, 6-0	27-20-4	Boyle, Modin (p), Modin (p), Modin, Prospal (p), Craig	3-9	4-4	30-38	1-30	19,789
52	1/29 @ WSH	L, 1-2	27-21-4	Lecavalier	0-7	2-2	35-24	37-47	15,041
53	1/31 vs. TOR	W, 3-2**	28-21-4	Richards, Craig (p), Lecavalier (x)	1-5	3-4	37-27	1-20	20,634+
54	2/4 vs. WSH	W, 5-0	29-21-4	Fedotenko, Craig, Richards (s), Richards (p), Milley (p)	2-7	5-5	37-29	47-1	21,219+
55	2/6 @ NYI	W, 3-2*	30-21-4	Modin, St. Louis, Lecavalier	0-5	3-3	24-30	1-39	10,471
56	2/7 @ NJ	L, 4-7	30-22-4	Artyukhin (p), Sydor, Lecavalier (p), Lecavalier (s)	2-5	6-9	35-30	30-1	10,191
57	2/9 vs. CAR	W, 5-3	31-22-4	Artyukhin, Modin (s), Prospal (p), Modin, Fedotenko	1-3	4-5	24-36	47-29	20,824+
58	2/11 @ BOS	W, 6-5	32-22-4	Fedotenko, Prospal (p), Afanasev, Afanasev, Craig, Prospal (p)	2-9	3-3	36-26	47-30	16,507
59	2/28 vs. FLA	L, 2-8	32-23-4	Lecavalier (p), Craig (p)	2-8	5-8	34-22	1-47	19,805+
60	3/4 vs. MTL	L, 2-6	32-24-4	Fedotenko, Lecavalier (p)	1-8	3-4	29-22	39-47	20,212+
61	3/6 vs. OTT	L, 0-4	32-25-4	-----	0-3	2-2	31-34	1-1	19,855+
62	3/7 @ PIT	W, 5-4**	33-25-4	Boyle, Afanasev, Modin, Boyle (p), Richards (x)	1-6	5-7	34-27	47-29	15,048
63	3/9 @ BUF	L, 5-8	33-26-4	Richards (p), Fedotenko (p), Lecavalier, Prospal (p), St. Louis	3-7	3-4	40-23	30-1	17,934
64	3/11 @ TOR	L, 1-5	33-27-4	Fedotenko	0-7	5-7	30-30	32-1	19,431
65	3/13 @ MTL	W, 2-1	34-27-4	Lecavalier, St. Louis (s)	0-3	6-7	24-32	1-39	21,273
66	3/14 @ OTT	L, 3-4	34-28-4	Lecavalier, Lecavalier (p), Afanasev	1-8	2-4	26-31	1-47	19,810
67	3/17 vs. PHI	W, 6-3	35-28-4	Craig (p), Prospal (p), Craig, Modin (p), Lecavalier, Richards (s)	3-8	6-7	25-31	47-42	20,834+
68	3/19 vs. NYI	W, 5-2	36-28-4	Kubina (p), Lecavalier, Fedotenko, St. Louis, Modin (p)	2-7	1-1	37-32	47-39	19,870+
69	3/20 @ FLA	L, 5-6*	36-28-5	Fedotenko, St. Louis (p), St. Louis, Craig, Richards	1-5	2-3	34-38	1-50	13,071
70	3/23 vs. WSH	W, 4-3*	37-28-5	Boyle (p), Fedotenko, Craig (p), Kubina (p)	3-5	6-7	37-30	47-37	19,917+
71	3/25 vs. NYR	W, 4-3**	38-28-5	St. Louis, Modin, Sarich, Richards (x)	0-5	1-3	34-23	47-30	21,319+
72	3/27 @ CAR	L, 1-2	38-29-5	St. Louis (p)	1-6	4-5	29-47	29-47	15,149
73	3/30 vs. ATL	W, 4-3	39-29-5	Afanasev, Afanasev (p), Taylor, Ranger	1-5	1-1	33-22	47-32	20,154+
74	4/1 @ FLA	L, 2-4							

2003-2004 STATS

2003-2004 INDIVIDUAL SCORING (46-22-8-6, 106 pts., 1st Southeast Division, Won Stanley Cup)

PLAYERS

POS	#	PLAYER	GP	G	A	PTS	+/-	PIM	PP	SH	GW	GT	OT	S	%
RW	26	Martin St. Louis	82	38	56	94	35	24	8	8	7	0	1	212	17.9
LW	61	Cory Stillman	81	25	55	80	18	36	11	1	6	0	0	178	14
C	19	Brad Richards	82	26	53	79	14	12	5	1	6	0	0	244	10.7
C	4	Vincent Lecavalier	81	32	34	66	23	52	5	2	6	0	0	242	13.2
LW	33	Fredrik Modin	82	29	28	57	31	32	5	1	2	1	0	206	14.1
LW	25	Dave Andreychuk	82	21	18	39	-9	42	10	0	5	1	1	165	12.7
LW	17	Ruslan Fedotenko	77	17	22	39	14	30	0	0	3	0	0	116	14.7
O	22	Dan Boyle	78	9	30	39	23	60	3	0	2	0	0	137	6.6
D	13	Pavel Kubina	81	17	18	35	9	85	8	1	4	0	1	153	11.1
C	27	Tim Taylor	82	7	15	22	-5	25	0	0	1	0	0	95	7.4
D	55	Darryl Sydor (TOT)	80	3	19	22	-16	32	1	0	0	0	0	122	2.5
		(TB)	31	1	6	7	3	6	0	0	0	0	0	42	2.4
		(CBJ)	49	2	13	15	-19	26	1	0	0	0	0	80	2.5
D	37	Brad Lukowich	79	5	14	19	29	24	0	0	1	0	0	86	5.8
D	21	Cory Sarich	82	3	16	19	5	89	0	1	1	0	0	93	3.2
LW	29	Dmitry Afanasev	71	6	10	16	-4	12	0	0	1	0	0	98	6.1
RW	7	Ben Clymer	66	2	8	10	5	50	0	0	0	0	0	96	2.1
C	8	Martin Cibak	63	2	7	9	-1	30	0	0	0	0	0	44	4.5
D	5	Jessen Cullimore	79	2	5	7	8	58	0	0	1	0	1	78	2.6
LW	11	Chris Dingman	74	1	5	6	-9	140	0	0	0	0	0	65	1.5
RW	24	Shane Willis	12	0	6	6	1	2	0	0	0	0	0	27	0
D	44	Nolan Pratt	58	1	3	4	11	42	0	0	0	0	0	35	2.9
RW	36	Andre Roy	33	1	1	2	-5	78	0	0	0	1	0	24	4.2
D	38	Darren Rumble	5	0	0	0	-2	2	0	0	0	0	0	5	0
C	9	Eric Perrin	4	0	0	0	-1	0	0	0	0	0	0	3	0

TRADED PLAYERS

POS	#	PLAYER	GP	G	A	PTS	+/-	PIM	PP	SH	GW	GT	OT	S	%
C	16	Alexander Svitov	11	0	3	3	0	4	0	0	0	0	0	16	0

GOALTENDERS

#	GOALTENDER	GP	MIN	AVG	W	L	OT	EN	SO	GA	SVS	SV%
35	Nikolai Khabibulin	55	3273:46	2.33	28	19	7	4	3	127	1287	.910
47	John Grahame	29	1688:13	2.06	18	9	1	3	1	58	606	.913

2003-2004 GAME-BY-GAME RESULTS

#	OPPONENT	RESULT	RECORD	SCORERS	PP	PK	SF-SA	W-L	ATTEND.
					GOALTENDER				
1	10/10 vs. BOS	W, 5-1	1-0-0-0	Stillman (p), Afanasev, Stillman (p), Richards (p), Taylor	3-7	3-3	25-30	35-29	20,454+
2	10/16 vs. PHX	W, 5-1	2-0-0-0	Lukowich, St. Louis (p), Cullimore, Kubina, Modin	1-8	3-4	31-21	35-33	12,784
3	10/18 @ NJ	W, 3-2	3-0-0-0	Cibak, Lecavalier (p), St. Louis	1-4	2-3	23-31	35-30	15,590
4	10/21 vs. ATL	W, 3-2*	4-0-0-0	Stillman (p), Stillman (p), Kubina (s, gw)	2-6	7-7	23-37	35-31	14,822
5	10/23 @ CBJ	W, 1-0	5-0-0-0	Lecavalier	0-2	4-4	28-20	47-30	16,542
6	10/25 vs. MIN	W, 3-2	6-0-0-0	Richards, Lecavalier (p), Stillman (s, gw)	1-6	5-7	29-21	35-35	16,223
7	10/30 vs. SJ	T, 2-2*	6-0-1-0	Kubina (p), Andreychuk (p)	2-8	7-7	35-27	20-35	17,609
8	11/1 vs. CAR	W, 4-3	7-0-1-0	St. Louis, Lecavalier, Lecavalier, Stillman	0-3	4-4	28-36	35-80	16,616
9	11/4 vs. WSH	L, 1-5	7-1-1-0	St. Louis	0-6	3-5	42-23	37-35	14,312
10	11/6 vs. LA	L, 0-1*	7-1-1-1	-----	0-2	0-0	30-20	32-47	14,287
11	11/8 vs. PIT	W, 9-0	8-1-1-1	Lukowich, Modin, Lecavalier (s), Stillman, Lecavalier, Kubina (p), Lecavalier, Fedotenko, Fedotenko	1-8	4-4	42-15	35-31	18,262
12	11/9 @ CAR	T, 1-1*	8-1-2-1	Stillman (p)	1-1	2-2	26-39	1-47	9,821
13	11/11 @ FLA	L, 0-4	8-2-2-1	-----	0-5	2-3	26-29	1-35	13,214
14	11/14 @ WSH	W, 5-2	9-2-2-1	Lecavalier, Modin, Modin, Stillman (p), St. Louis (s)	1-4	5-5	21-22	47-37	14,536
15	11/20 vs. NYI	W, 3-2	10-2-2-1	Modin, Richards, Stillman	0-5	4-4	32-28	35-39	14,898
16	11/22 vs. BUF	W, 2-1	11-2-2-1	Kubina, Kubina (p, gw)	1-3	2-2	23-26	47-35	20,112+
17	11/23 @ CAR	T, 0-0*	11-2-3-1	-----	0-4	6-6	21-37	80-35	10,391
18	11/25 vs. NYR	L, 0-2	11-3-3-1	-----	0-6	2-3	36-26	30-35	16,034
19	11/28 vs. STL	T, 2-2*	11-3-4-1	Modin, Boyle (p)	1-6	2-3	27-24	1-35	18,787
20	11/29 @ ATL	L, 1-2	11-4-4-1	Boyle	0-6	3-4	28-20	31-47	16,487
21	12/2 @ MTL	L, 2-3	11-5-4-1	Taylor, Lecavalier	0-3	2-3	26-25	60-35	19,858
22	12/4 vs. OTT	L, 1-4	11-6-4-1	Andreychuk (p)	1-7	4-5	30-26	31-47	15,221

#	OPPONENT	RESULT	RECORD	SCORERS	PP	PK	SF-SA	W-L	GOALTENDER	ATTEND.
23	12/6 @ BUF	W, 3-1	12-6-4-1	Afanasev, Andreychuk, Modin	0-4	5-5	29-38	35-43	15,883	
24	12/7 @ NYR	W, 3-2	13-6-4-1	Andreychuk, St. Louis (p), Sarich	1-3	2-2	24-31	47-30	18,200	
25	12/9 @ NYI	L, 2-5	13-7-4-1	Kubina (p), Fedotenko	1-3	5-5	31-35	30-35	10,860	
26	12/11 @ OTT	L, 2-3	13-8-4-1	Andreychuk, Fedotenko	0-3	2-2	24-40	40-35	17,256	
27	12/13 vs. MTL	L, 2-5	13-9-4-1	Afanasev, Andreychuk	0-5	2-3	37-22	60-47	17,228	
28	12/16 @ TOR	L, 0-3	13-10-4-1	-----	0-6	4-5	21-21	20-35	19,331	
29	12/18 @ PHI	W, 5-4*	14-10-4-1	Lecavalier, Richards (p), Stillman (p), St. Louis, St. Louis	2-6	2-3	28-41	35-33	19,332	
30	12/20 vs. DAL	L, 1-2	14-11-4-1	St. Louis (s)	0-7	2-3	27-22	35-35	16,233	
31	12/23 @ BOS	T, 1-1*	14-11-5-1	Roy	0-1	1-1	32-22	1-35	13,266	
32	12/26 @ ATL	L, 1-3	14-12-5-1	Lukowich	0-4	4-4	35-24	31-35	18,545	
33	12/27 vs. BOS	W, 4-2	15-12-5-1	Lecavalier (s), St. Louis (s), St. Louis (s), Richards	0-4	6-6	22-19	47-1	19,942+	
34	12/29 vs. ANA	L, 0-2	15-13-5-1	-----	0-7	3-3	31-25	35-35	17,662	
35	12/31 vs. FLA	T, 2-2*	15-13-6-1	Richards (p), Stillman (p)	2-2	0-1	42-32	1-35	15,234	
36	1/2 vs. CBJ	L, 0-2	15-14-6-1	-----	0-1	1-1	37-15	30-47	13,609	
37	1/3 vs. PHI	W, 6-1	16-14-6-1	Modin, Modin (p), Modin, Lecavalier, Clymer, Fedotenko	1-3	1-1	27-19	35-42	19,242	
38	1/6 @ OTT	L, 2-5	16-15-6-1	St. Louis, Pratt	0-3	2-5	29-27	31-35	16,890	
39	1/8 @ MTL	W, 4-1	17-15-6-1	Modin (s), St. Louis, Fedotenko, St. Louis	0-4	0-1	27-15	47-60	20,706	
40	1/9 @ NJ	W, 4-1	18-15-6-1	St. Louis (s), Stillman, Andreychuk, Modin	0-2	4-4	37-19	47-30	19,040	
41	1/11 @ NYR	W, 2-1*	19-15-6-1	Boyle, Cullimore	0-7	5-5	39-23	47-30	18,200	
42	1/13 @ PIT	W, 3-1	20-15-6-1	Stillman (p), Richards, Andreychuk	1-4	1-2	31-13	47-30	10,039	
43	1/15 vs. CAR	W, 5-4	21-15-6-1	Richards, St. Louis, St. Louis, St. Louis (p), Andreychuk (p)	2-5	3-5	26-24	35-1	19,909+	
44	1/17 @ FLA	L, 1-2	21-16-6-1	St. Louis	0-3	0-0	51-15	1-47	19,250	
45	1/19 vs. COL	L, 4-5*	21-16-6-2	Modin, Afanasev, Taylor, Fedotenko	0-3	1-1	35-24	1-35	19,212	
46	1/21 @ VAN	L, 4-5*	21-16-6-3	Modin, Boyle (p), Fedotenko, Andreychuk	1-7	4-4	35-28	39-35	18,630	
47	1/22 @ EDM	W, 3-2	22-16-6-3	Kubina, Lecavalier, Richards	0-2	3-3	22-28	47-35	16,839	
48	1/24 @ CGY	W, 6-2	23-16-6-3	St. Louis (p), St. Louis, Richards, Taylor, St. Louis, Fedotenko	1-3	2-3	29-20	47-1	17,109	
49	1/27 @ PIT	W, 6-2	24-16-6-3	Kubina (p), Kubina (p), Stillman (p), Modin, St. Louis (s), Stillman	3-6	1-2	39-22	47-29	9,391	
50	1/29 vs. PIT	W, 5-1	25-16-6-3	Richards, Kubina (p), Lecavalier, St. Louis, Lukowich	1-3	4-4	32-14	35-30	15,847	
51	1/31 vs. ATL	W, 5-2	26-16-6-3	Modin (p), Modin, Andreychuk, Richards, Fedotenko	1-3	3-3	38-23	47-31	20,762+	
52	2/2 @ PHI	W, 2-1	27-16-6-3	Kubina (p), Fedotenko	1-2	3-3	18-19	35-35	18,048	
53	2/3 @ WSH	L, 1-2	27-17-6-3	Lecavalier	0-3	1-1	39-14	33-35	13,085	
54	2/5 @ NSH	W, 5-2	28-17-6-3	Richards (p), Boyle (p), Kubina, Clymer, Taylor	2-4	6-6	29-26	35-29	9,879	
55	2/10 vs. TOR	T, 4-4*	28-17-7-3	St. Louis (p), Lecavalier (p), Lecavalier (p), Richards	3-4	3-5	29-29	35-37	17,222	
56	2/12 vs. MTL	W, 5-3	29-17-7-3	St. Louis (p), St. Louis, Richards, Lecavalier, Richards	1-6	3-4	41-25	47-60	15,644	
57	2/14 vs. FLA	W, 3-2	30-17-7-3	Lecavalier, Sarich, St. Louis (s)	0-2	4-4	36-31	47-1	18,888	
58	2/17 vs. PHI	W, 5-2	31-17-7-3	Modin, St. Louis, Richards, Boyle, Stillman	0-4	2-3	36-20	35-41	17,545	
59	2/19 @ STL	L, 3-4*	31-17-7-4	Fedotenko, Stillman, Kubina	0-4	4-4	23-29	30-35	17,973	
60	2/20 @ BUF	L, 3-4*	31-17-7-5	Andreychuk (p), Andreychuk (p), Stillman	2-4	4-4	33-26	43-47	18,124	
61	2/23 @ WSH	W, 6-3	32-17-7-5	Sydor, Lecavalier (p), Modin (p), Andreychuk (p), Fedotenko, St. Louis	3-5	0-1	35-21	35-37	16,051	
62	2/25 @ ATL	W, 4-2	33-17-7-5	Lecavalier, Richards, Lecavalier, Stillman	0-5	1-2	34-25	35-31	14,667	
63	2/26 vs. TOR	W, 4-3	34-17-7-5	Kubina, Richards (s), Richards (p), Lecavalier	1-5	4-6	26-22	35-32	19,909+	
64	2/28 vs. WSH	W, 4-2	35-17-7-5	Modin, Modin, Stillman, St. Louis (p)	1-4	3-3	23-23	35-35	20,124+	
65	3/1 @ COL	W, 3-0	36-17-7-5	Richards, Lecavalier, St. Louis	0-3	1-1	29-16	35-1	18,007	
66	3/3 @ CHI	W, 5-3	37-17-7-5	Lecavalier, Modin, Sarich (p), Fedotenko, Richards	0-2	3-4	29-30	35-30	10,702	
67	3/5 vs. NJ	W, 3-2*	38-17-7-5	Afanasev, Lecavalier, Andreychuk	0-1	2-2	22-32	35-30	20,239+	
68	3/6 @ FLA	W, 5-3	39-17-7-5	Afanasev, Andreychuk (p), Stillman, Boyle, Dingman	1-5	3-5	30-32	35-1	17,509	
69	3/8 @ DET	T, 1-1*	39-17-8-5	Modin	0-5	2-2	38-29	34-35	20,066	
70	3/10 @ CAR	W, 4-2	40-17-8-5	Andreychuk (p), Fedotenko, Boyle, Taylor	1-2	4-4	16-33	47-1	13,531	
71	3/12 vs. NYR	W, 5-2	41-17-8-5	Stillman (p), St. Louis, Lecavalier, St. Louis (p), Lecavalier	2-4	2-3	37-28	35-30	20,026+	
72	3/13 vs. CAR	L, 1-5	41-18-8-5	Fedotenko	0-3	6-7	21-26	80-47	20,237+	
73	3/16 vs. NYI	L, 1-3	41-19-8-5	Modin	0-3	1-1	20-23	39-35	19,914+	
74	3/18 vs. BUF	W, 3-1	42-19-8-5	Stillman, Taylor, St. Louis						

2002-2003 STATS

2002-2003 INDIVIDUAL SCORING

(36-25-16-5, 93 pts., 1st Southeast Division, Conf. Semi-Finals)

PLAYERS

PLAYER	GP	G	A	PTS	+/-	PIM	PP	SH	GW	GT	S	%
Vaclav Prospal	80	22	57	79	9	53	90	0	4	0	134	16.42
Vincent Lecavalier	80	33	45	78	0	39	11	2	3	1	275	12
Brad Richards	80	17	57	74	3	24	4	0	2	0	277	6.14
Martin St. Louis	82	33	37	70	10	32	12	3	5	3	201	16.42
Dan Boyle	77	13	40	53	9	44	8	0	1	1	136	9.56
Fredrik Modin	76	17	23	40	7	43	2	1	4	1	179	9.5
Dave Andreychuk	72	20	14	34	-12	34	15	0	3	2	170	11.76
Ruslan Fedotenko	76	19	13	32	-7	44	6	0	6	0	113	16.81
Pavel Kubina	75	3	19	22	-7	78	0	0	0	0	139	2.16
Ben Clymer	65	6	12	18	-2	57	1	0	1	0	103	5.83
Andre Roy	62	10	7	17	0	119	0	0	2	0	85	11.76
Brad Lukowich	70	1	14	15	4	46	0	0	0	0	52	1.92
Cory Sarich	82	5	9	14	-3	63	0	0	2	0	79	6.33
Tim Taylor	82	4	8	12	-13	36	0	0	1	0	95	4.21
Alexander Svitov	63	4	4	8	-4	58	1	0	0	0	69	5.8
Janne Laukkanen (TOT)	19	2	6	8	-2	8	0	0	0	0	12	16.67
(TB)	2	1	0	1	1	0	0	0	0	0	2	50.00
(PIT)	17	1	6	7	-3	8	0	0	0	0	10	10.00
Nolan Pratt	67	1	7	8	-6	35	0	0	0	0	38	2.63
Marc Bergevin (TOT)	70	2	5	7	-11	36	0	0	0	0	27	7.41
(TB)	1	0	0	0	-2	0	0	0	0	0	0	0
(PIT)	69	2	5	7	-9	36	0	0	0	0	27	7.40
Sheldon Keefe	37	2	5	7	-1	24	0	0	0	0	51	3.32
Nikita Alexeev	37	4	2	6	-6	8	1	0	1	1	52	7.69
Stan Neckar	70	1	4	5	-6	43	0	0	1	0	38	2.63
Jassen Cullimore	28	1	3	4	3	31	0	0	0	0	23	4.35
Chris Dingman	51	2	1	3	-11	91	0	0	0	0	41	4.88
Jimmie Ollvestad	37	0	3	3	-2	16	0	0	0	0	30	0
Nikolai Khabibulin	65	0	3	3	0	8	0	0	0	0	0	0
John Grahame (TOT)	40	0	2	2	0	11	0	0	0	0	0	0
(TB)	17	0	2	2	0	11	0	0	0	0	0	0
(BOS)	23	0	0	0	0	0	0	0	0	0	0	0
Evgeny Konstantinov	1	0	0	0	0	2	0	0	0	0	0	0
Kevin Hodson	7	0	0	0	0	2	0	0	0	0	0	0
Darren Rumble	19	0	0	0	-2	6	0	0	0	0	10	0

TRADED PLAYERS

PLAYER	GP	G	A	PTS	+/-	PIM	PP	SH	GW	GT	S	%
Brian Holzinger (TB)	5	0	1	1	1	2	0	0	0	0	3	0
Kevin Hodson (TB)	7	0	0	0	0	2	0	0	0	0	0	0

GOALTENDERS

GOALTENDER	GP	MIN	AVG	W	L	T	EN	SO	GA	SVS	SV%
Nikolai Khabibulin	65	3787	2.47	30	22	11	5	4	156	1604	.911
John Grahame	17	914	2.23	6	5	4	1	2	34	390	.920
Evgeny Konstantinov	1	20	3.00	0	0	0	0	0	1	5	.833

TRADED GOALTENDERS

GOALTENDER	GP	MIN	AVG	W	L	T	EN	SO	GA	SVS	SV%
Kevin Hodson (TB)	7	283	2.54	0	3	1	1	0	12	101	.881

2002-03 GAME-BY-GAME RESULTS

#	OPPONENT	RESULT	RECORD	SCORERS	PP	PK	SF-SA	W-L GOALTENDER	ATTEND.
1	10/10 @ FLA	W, 4-3*	1-0-0-0	Richards (p), Lukowich, Lecavalier, Prospal (gw)	1-6	5-7	32-25	35-1	18,013
2	10/12 vs. CAR	W, 5-1	2-0-0-0	St. Louis (p), Fedotenko (gw), Andreychuk (p), Cullimore, Fedotenko (p)	3-11	9-10	24-22	35-1	19,814+
3	10/18 vs. ATL	W, 8-5	3-0-0-0	Boyle, Lecavalier, Lecavalier, Prospal (p), Taylor, Fedotenko (gw), St. Louis (s), Taylor	1-7	4-6	31-26	35-33	14,974
4	10/19 @ PIT	T, 3-3*	3-0-1-0	Clymer, St. Louis, Boyle (p-gt)	1-9	5-6	41-29	35-1	16,106
5	10/21 @ NYR	W, 4-2	4-0-1-0	Clymer (p), St. Louis (p), Prospal (p-gw), St. Louis	3-8	2-3	29-20	35-31	17,258
6	10/23 @ CBJ	T, 2-2*	4-0-2-0	St. Louis, Andreychuk (p-gt)	1-6	7-8	27-26	35-30	17,306
7	10/25 vs. WSH	W, 3-2	5-0-2-0	Dingman, Andreychuk (p), Modin (gw)	1-9	5-5	37-27	35-37	17,442
8	10/26 @ NJ	L, 1-5	5-1-2-0	Dingman	0-4	1-2	21-30	30-30	13,080
9	10/28 @ FLA	W, 6-1	6-1-2-0	Andreychuk, Prospal (gw), Fedotenko (p), Clymer, Lecavalier, Modin	1-7	4-5	38-23	35-1	13,244
10	10/30 vs. NYR	W, 3-0	7-1-2-0	Taylor (gw), Modin, Lecavalier	0-6	6-6	22-24	35-35	17,512
11	11/1 @ WSH	L, 2-3*	7-2-2-0	St. Louis, Lecavalier	0-5	7-8	18-28	35-35	15,791
12	11/2 @ PIT	L, 3-5	7-3-2-0	Prospal, St. Louis, St. Louis	0-4	2-5	29-25	1-35	17,108
13	11/5 @ TOR	L, 3-4	7-4-2-0	Keefe, Roy, Richards	0-3	2-2	37-32	20-35	18,981
14	11/8 vs. PIT	W, 4-1	8-4-2-0	Lecavalier (p), Lecavalier (gw), Modin, Lecavalier	1-7	5-5	22-16	35-1	18,741
15	11/9 vs. CHI	L, 2-3*	8-4-2-1	St. Louis (p), Prospal (p)	2-13	3-3	39-18	41-35	18,802
16	11/11 vs. PHX	W, 4-2	9-4-2-1	Modin (p), Roy, Neckar (gw), Andreychuk (p)	2-7	4-5	26-36	35-33	14,439
17	11/15 vs. SJ	W, 4-2	10-4-2-1	Andreychuk (p), Svitov, Fedotenko (gw), St. Louis	1-7	6-7	27-29	35-20	15,744

#	OPPONENT	RESULT	RECORD	SCORERS	PP	PK	SF-SA	W-L GLTOR GOALTENDER	ATTEND.
18	11/17 @ PHI	W, 2-1*	11-4-2-1	Kubina, Sarich (gw)	0-6	5-6	31-36	35-80	13,970
19	11/19 vs. CAR	L, 2-3	11-5-2-1	Lecavalier (p), Keefe	1-7	2-2	19-32	32-35	17,154
20	11/21 vs. NYI	L, 2-7	11-6-2-1	Clymer, Roy	0-5	6-7	34-38	30-35	15,022
21	11/23 @ NJ	W, 3-1	12-6-2-1	Roy, Andreychuk (p-gw), Andreychuk	1-1	1-1	23-33	35-35	14,636
22	11/27 @ BUF	T, 1-1*	12-6-3-1	Modin (gt)	0-7	2-2	24-23	30-43	11,420
23	11/29 vs. VAN	L, 3-5	12-7-3-1	Richards (p), St. Louis (p), St. Louis	2-4	1-3	35-33	1-35	16,875
24	12/1 @ NYR	L, 3-4	12-8-3-1	Fedotenko (p), Roy, St. Louis (p)	2-4	1-2	26-29	31-35	18,200
25	12/3 @ TOR	L, 3-4*	12-8-3-2	St. Louis, Modin, Lecavalier	0-3	3-3	28-48	20-35	19,206
26	12/5 vs. EDM	W, 3-2	13-8-3-2	Lecavalier (p), Kubina, Fedotenko (gw)	1-2	4-5	21-27	35-35	13,454
27	12/7 @ BOS	L, 2-3*	13-8-3-3	Richards, Boyle (p)	1-4	3-3	23-34	47-35	14,303
28	12/8 @ CHI	L, 1-3	13-9-3-3	St. Louis (p)	1-5	4-4	21-38	41-35	11,647
29	12/10 @ MIN	L, 3-5	13-10-3-3	Boyle, Boyle (p), Svitov (p)	2-5	2-3	35-24	35-35	18,064
30	12/12 @ MTL	W, 3-2	14-10-3-3	Boyle (p), Richards, St. Louis (gw)	1-5	6-6	34-20	35-31	19,588
31	12/14 vs. NYI	W, 4-3	15-10-3-3	Sarich, Lecavalier, Lecavalier (s), Prospal (gw)	0-4	3-4	24-27	35-30	15,912
32	12/18 @ CAR	T, 1-1*	15-10-4-3	Richards	0-2	5-6	22-28	35-1	15,236
33	12/19 vs. TOR	L, 1-2	15-11-4-3	Richards	0-5	3-3	30-19	20-30	14,987
34	12/21 vs. NSH	T, 2-2*	15-11-5-3	Lecavalier (p), Boyle	1-5	3-3	40-26	35-29	15,248
35	12/23 @ WSH	L, 0-3	15-12-5-3	-----	0-6	4-4	40-25	37-35	13,875
36	12/27 vs. BOS	W, 5-2	16-12-5-3	Andreychuk, Modin (p), St. Louis (gw), Modin, Prospal	1-5	1-2	26-34	35-47	20,819+
37	12/29 vs. NYR	W, 5-3	17-12-5-3	St. Louis (p), Fedotenko (p), Andreychuk (p), Modin (gw), Andreychuk (p)	4-13	5-7	43-31	35-30	17,837
38	12/31 vs. OTT	L, 3-6	17-13-5-3	Lecavalier, Richards, Fedotenko	0-2	2-3	26-30	40-30	14,452
39	1/2 @ CGY	L, 1-4	17-14-5-3	St. Louis (p)	1-5	2-5	26-32	1-35	14,881
40	1/4 @ STL	L, 1-5	17-15-5-3	Roy	0-6	2-3	27-22	35-35	19,829
41	1/7 vs. DET	W, 1-0	18-15-5-3	Richards (gw)	0-1	1-1	32-30	35-31	19,941+
42	1/9 vs. ATL	L, 2-3*	18-15-5-4	Lecavalier (p), Andreychuk (p)	2-4	6-6	32-39	34-35	12,622
43	1/11 vs. NJ	T, 3-3*	18-15-6-4	Kubina, Sarich, St. Louis (p-gt)	1-4	2-3	25-32	35-30	15,842
44	1/14 @ OTT	L, 0-7	18-16-6-4	-----	0-2	2-3	17-28	40-35	18,500
45	1/17 vs. PIT	L, 2-3	18-17-6-4	Roy, Lecavalier (p)	1-7	3-3	31-21	31-47	18,202
46	1/18 @ PHI	L, 2-3	18-18-6-4	Prospal, Lecavalier	0-2	5-7	14-24	42-35	19,536
47	1/20 vs. OTT	W, 6-2	19-18-6-4	Prospal, Modin, Alexeev (gw), St. Louis, Richards, Lecavalier	0-3	7-7	30-24	47-40	12,022
48	1/22 vs. MTL	T, 2-2*	19-18-7-4	Fedotenko (p), Andreychuk (p-gt)	2-4	1-2	36-28	35-60	15,343
49	1/24 @ DAL	W, 4-1	20-18-7-4	Lecavalier, Roy (gw), Roy, St. Louis (s)	0-5	3-4	22-26	47-31	18,532
50	1/25 @ NSH	L, 2-3	20-19-7-4	Fedotenko, Prospal (p)	1-4	5-5	24-21	29-35	14,560
51	1/28 @ PHI	W, 3-0	21-19-7-4	Fedotenko (gw), St. Louis, Modin (s)	0-3	3-3	22-34	47-32	19,126
52	1/30 vs. CAR	W, 3-1	22-19-7-4	St. Louis (p), St. Louis (gw), St. Louis	1-7	2-2	31-25	47-80	13,541
53	2/4 vs. WSH	L, 1-5	22-20-7-4	Modin	1-7	3-6	28-23	37-47	13,141
54	2/6 vs. TOR	L, 2-3*	22-20-7-5	Fedotenko, Andreychuk (p)	0-8	2-2	36-24	37-35	16,204
55	2/8 @ FLA	T, 4-4*	22-20-8-5	Pratt, Andreychuk, Richards, Svitov	0-2	3-5	24-26	35-1	14,522
56	2/11 @ NYI	L, 2-6	22-21-8-5	Boyle (p), Modin	1-8	2-4	42-33	30-35	14,039
57	2/14 @ ATL	T, 2-2*	22-21-9-5	Prospal (p), Alexeev (gt)	1-3	4-4	30-35	47-31	17,033
58	2/15 vs. BOS	W, 5-2	23-21-9-5	Alexeev (p), Lecavalier, Boyle (p-gw), Clymer, Boyle	2-7	3-3	34-32	35-31	19,934+
59	2/17 vs. WSH	W, 3-1	24-21-9-5	Boyle (p), Modin (gw), Prospal	1-5	1-1	30-15	35-37	13,954
60	2/19 vs. ATL	W, 2-0	25-21-9-5	St. Louis (gw), Richards	0-1	3-3	36-27	47-33	13,562
61	2/21 @ CAR	T, 2-2*	25-21-10-5	Prospal, Prospal (p)	1-4	2-2	36-25	35-60	16,732
62	2/23 vs. BUF	L, 1-4	25-22-10-5	Richards (p)	1-4	1-2	31-25	43-47	16,654
63	2/25 vs. ANA	W, 2-0	26-22-10-5	Andreychuk (gw), Alexeev	0-4	1-1	26-24	35-29	15,634
64	2/27 vs. FLA	W, 3-1	27-22-10-5	Richards (p), Lecavalier (gw), Prospal	1-2	2-2	39-36	35-1	14,192
65	3/1 @ OTT	W, 2-1	28-22-10-5	St. Louis (p), Lecavalier (gw)	1-2	2-2	26-31	35-40	18,033
66	3/4 @ NYI	W, 3-1	29-22-10-5	Richards, St. Louis (s-gw), Lecavalier	0-2	4-4	27-26	35-30	15,384
67	3/5 @ DET	L, 2-3	29-23-10-5	Boyle (p), Prospal (p)					

2001-2002 STATS

2001-2002 INDIVIDUAL SCORING

(27-40-11-4, 69 pts., 3rd Southeast Division)

PLAYERS

PLAYER	GP	G	A	PTS	+/-	PIM	PP	SH	GW	GT	S	%
Brad Richards	82	20	42	62	-18	13	5	0	0	1	251	7.97
Vaclav Prospal	81	18	37	55	-11	38	7	0	2	0	166	10.84
Dave Andreychuk	82	21	17	38	-12	109	9	1	5	0	161	13.04
Vincent Lecavalier	76	20	17	37	-18	61	5	0	3	1	164	12.20
Martin St. Louis	53	16	19	35	4	20	6	1	2	2	105	15.24
Ben Clymer	81	14	20	34	-10	36	4	0	2	0	151	9.27
Pavel Kubina	82	11	23	34	-22	106	5	2	3	0	189	5.82
Fredrik Modin	54	14	17	31	0	27	2	0	4	1	141	9.33
Dan Boyle (TOT)	66	8	18	26	-16	39	3	0	1	1	99	8.08
(TB)	41	5	15	20	-15	27	2	0	1	1	68	7.4
(FLA)	25	3	3	6	-1	12	1	0	0	0	31	8.7
Shane Willis (TOT)	80	11	13	24	-8	30	2	0	0	1	155	7.10
(TB)	21	4	3	7	0	6	0	0	0	0	29	13.8
(CAR)	59	7	10	17	-8	24	2	0	0	1	126	5.6
Andre Roy (TOT)	65	7	9	16	-2	21	0	0	0	0	66	10.61
(TB)	9	1	1	2	-5	63	0	0	0	0	6	16.7
(OTT)	56	6	8	14	3	148	0	0	0	0	60	10.0
Jimmie Ovestad	74	3	11	14	3	24	0	0	0	0	99	3.03
Sheldon Keefe	39	6	7	13	-11	16	0	0	1	2	52	11.54
Jassen Cullimore	78	4	9	13	-1	58	0	0	1	0	84	4.76
Cory Sarich	72	0	11	11	-4	105	0	0	0	0	55	0.00
Tim Taylor	48	4	4	8	-2	25	0	1	0	0	50	8.00
Nikita Alexeev	44	4	4	8	-9	8	1	0	1	0	47	8.51
Stan Neckar	77	1	7	8	-18	24	0	1	0	0	38	2.63
Martin Cibak	26	1	5	6	-6	8	0	0	0	0	22	4.55
Chris Dingman (TOT)	44	0	5	5	-10	103	0	0	0	0	41	0.00
(TB)	14	0	4	4	-8	26	0	0	0	0	24	0.00
(CAR)	30	0	1	1	-2	77	0	0	0	0	17	0.00
Grant Ledyard	53	1	3	4	-5	12	0	0	0	0	27	3.70
Brian Holzinger	23	1	2	3	-4	4	0	0	0	0	20	5.00
Nolan Pratt	46	0	3	3	-4	51	0	0	0	0	38	0.00
Gordie Dwyer	26	0	2	2	-4	60	0	0	0	0	6	0.00
Josef Boumedienne (TOT)	4	1	0	1	-2	6	0	0	0	0	1	100.0
(TB)	3	0	0	0	-1	4	0	0	0	0	0	0.00
(NJ)	1	1	0	1	-1	2	0	0	0	0	1	100.0
Martin Biron	36	0	0	0	-16	12	0	0	0	0	35	0.00
Sascha Goc (TOT)	11	0	0	0	-2	0	0	0	0	0	4	0.00
(TB)	9	0	0	0	0	0	0	0	0	0	2	0.00
(NJ)	2	0	0	0	-2	0	0	0	0	0	2	0.00
Dmitry Afanasev	5	0	0	0	-1	0	0	0	0	0	1	0.00
Ryan Tobler	4	0	0	0	-2	5	0	0	0	0	1	0.00
Gaetan Royer	3	0	0	0	-1	2	0	0	0	0	0	0.00
Kristian Kudroc	2	0	0	0	0	0	0	0	0	0	0	0.00

TRADED PLAYERS

PLAYER	GP	G	A	PTS	+/-	PIM	PP	SH	GW	GT	S	%
Matthew Barnaby (TB)	29	0	0	0	-7	70	0	0	0	0	13	0.00
Zdeno Cigar (TB)	27	6	6	12	-12	10	0	0	2	0	44	13.6
Glen Metropolit (TB)	2	0	0	0	-2	0	0	0	0	0	1	0.00
Juha Ylonen (TB)	65	3	10	13	-10	8	0	0	0	0	75	4.0
Andrei Zyuzin (TB)	9	0	2	2	-6	6	0	0	0	0	14	0.00

GOALTENDERS

GOALTENDER	GP	MIN	AVG	W	L	T	EN	SO	GA	SVS	SV%
Nikolai Khabibulin	70	3896	2.36	24	32	10	7	7	153	1761	.920
Dieter Kochan	5	237	4.05	0	3	1	0	0	16	113	.876

TRADED GOALTENDERS

GOALTENDER	GP	MIN	AVG	W	L	T	EN	SO	GA	SVS	SV%
Kevin Weekes (TB)	19	830	2.89	3	9	0	3	2	40	430	.915

2001-2002 GAME-BY-GAME RESULTS

#	OPPONENT	RESULT	RECORD	SCORERS	GOALTENDER(S)	PP	PK	SF-SA	ATTEND.
1	10/05 vs. NYI	L, 2-3	00-01-00-00	Ovestad, Richards (p)	Khabibulin	1-7	3-4	25-34	20,174+
2	10/07 vs. FLA	L, 0-5	00-02-00-00	-----	Khabibulin	0-4	2-4	28-37	12,658
3	10/11 @ SJ	L, 3-4	00-03-00-00	Richards, St. Louis (p), Modin	Khabibulin	1-3	4-6	27-38	16,591
4	10/13 @ LA	W, 1-0	01-03-00-00	Prospal (gw)	Weekes	0-6	6-6	19-31	17,114
5	10/14 @ ANA	W, 3-2	02-03-00-00	Modin (p), Clymer, Andreychuk (p-gw)	Khabibulin	2-5	3-4	27-35	9,579
6	10/16 @ COL	L, 1-2	02-04-00-00	Prospal	Khabibulin	0-5	3-3	20-25	18,007
7	10/20 vs. NYR	W, 5-2	03-04-00-00	Clymer (p), Modin, Andreychuk (gw), Clymer, St. Louis (p)	Khabibulin	2-7	5-5	36-35	19,056
8	10/23 vs. WSH	T, 1-1*	03-04-01-00	St. Louis (p-gt)	Khabibulin	1-5	2-2	24-21	13,119
9	10/25 vs. LA	W, 3-0	04-04-01-00	Modin (gw), St. Louis, Neckar (s)	Khabibulin	0-6	5-5	18-28	12,957
10	10/27 @ ATL	L, 3-4	04-05-01-00	Clymer (p), Prospal (p), Prospal (p)	Khabibulin(3-11), Weekes (1-14)	2-6	2-2	32-25	14,569
11	10/30 @ TOR	L, 2-3	04-06-01-00	Richards, St. Louis	Khabibulin	0-7	3-3	22-35	19,061
12	11/02 @ BUF	L, 1-4	04-07-01-00	St. Louis (p)	Weekes	1-3	3-5	27-34	16,104

#	OPPONENT	RESULT	RECORD	SCORERS	GOALTENDER(S)	PP	PK	SF-SA	ATTEND.
13	11/03 @ PIT	L, 1-2*	04-07-01-01	Lecavalier	Khabibulin	0-4	6-6	30-30	17,148
14	11/06 @ NYI	L, 0-3	04-08-01-01	-----	Khabibulin	0-5	6-7	29-22	10,316
15	11/08 vs. PHI	L, 1-2	04-09-01-01	Kubina	Khabibulin (2-35), Weekes (0-0)	0-2	2-2	23-35	17,217
16	11/10 vs. PIT	W, 3-2*	05-09-01-01	Lecavalier, Ylonen, Prospal (p-gw)	Khabibulin	1-7	4-5	34-31	18,812
17	11/15 vs. TOR	L, 2-3	05-10-01-01	Lecavalier, Taylor	Khabibulin	0-2	1-1	20-22	14,842
18	11/17 vs. CAR	W, 2-0	06-10-01-01	Clymer (gw), Taylor	Khabibulin	0-2	4-4	24-26	19,758*
19	11/20 vs. ANA	W, 3-2	07-10-01-01	Ylonen, Prospal (p), Clymer (p-gw)	Khabibulin	2-6	2-3	21-29	15,012
20	11/21 @ WSH	L, 2-3	07-11-01-01	Cullimore, Holzinger	Weekes (3-48), Khabibulin (0-0)	0-1	2-2	25-48	16,020
21	11/23 vs. NJ	W, 2-0	08-11-01-01	Modin (gw), Prospal	Khabibulin	1-9	3-3	22-29	17,572
22	11/25 @ CAR	W, 4-0	09-11-01-01	Kubina (s-gw), Taylor (s), Modin, Richards	Khabibulin	0-2	9-9	28-41	13,561
23	11/27 @ BOS	L, 3-6	09-12-01-01	Clymer (p), Andreychuk (p), St. Louis	Khabibulin (4-24), Weekes (1-5)	2-2	2-2	25-30	12,117
24	11/29 vs. ATL	W, 5-2	10-12-01-01	Kubina (p), Richards, Cullimore (gw), Andreychuk, Prospal	Khabibulin	1-3	2-3	38-41	11,421
25	12/01 @ PHI	L, 0-2	10-13-01-01	-----	Weekes	0-4	5-5	15-42	19,476
26	12/02 @ NYR	L, 0-1	10-14-01-01	-----	Khabibulin	0-3	4-4	20-27	17,866
27	12/04 @ NJ	T, 1-1*	10-14-02-01	Modin	Khabibulin	0-2	1-2	11-42	12,002
28	12/06 vs. CBJ	W, 1-0	11-14-02-01	Modin (gw)	Khabibulin	0-3	1-1	24-27	12,209
29	12/08 @ OTT	L, 2-5	11-15-02-01	Richards, Lecavalier (p)	Weekes	1-4	4-6	27-44	15,277
30	12/10 @ VAN	T, 1-1*	11-15-03-01	Richards (gt)	Khabibulin	0-2	1-1	35-28	15,370
31	12/12 @ CGY	W, 3-1	12-15-03-01	Richards (p), Andreychuk (gw), Taylor	Khabibulin	1-3	2-2	21-29	13,313
32	12/14 @ EDM	L, 1-2	12-16-03-01	Keefe	Khabibulin	0-3	2-2	23-35	16,272
33	12/17 @ MTL	W, 4-3	13-16-03-01	Lecavalier, St. Louis, Clymer, St. Louis	Khabibulin	0-0	2-2	31-22	19,743
34	12/21 vs. STL	W, 4-3*	14-16-03-01	Lecavalier (p), Modin, Modin, Lecavalier (gw)	Khabibulin	1-2	3-4	18-40	15,223
35	12/26 @ NSH	W, 1-0	15-16-03-01	Modin (gw)	Weekes	0-1	2-2	22-31	13,840
36	12/27 vs. CAR	L, 2-3	15-17-03-01	Ylonen, Modin	Khabibulin	0-4	2-2	32-28	16,413
37	12/29 vs. BOS	L, 4-5*	15-17-03-02	Richards (p), Prospal (p), St. Louis (p), Cullimore	Khabibulin	3-5	1-1	28-39	20,354*
38	12/31 vs. TOR	L, 1-4	15-18-03-02	St. Louis	Weekes	0-2	2-3	17-38	16,721
39	01/02 @ MIN	L, 0-2	15-19-03-02	-----	Khabibulin	0-4	2-2	36-20	18,568
40	01/04 @ CHI	L, 0-2	15-20-03-02	-----	Khabibulin	0-4	3-4	17-29	16,608
41	01/06 @ PHX	W, 3-0	16-20-03-02	Ciger (gw), St. Louis (s), Andreychuk (p)	Khabibulin	1-3	3-3	24-33	10,570
42	01/08 vs. DAL	L, 1-2	16-21-03-02	Andreychuk	Khabibulin	0-4	4-4	35-28	12,874
43	01/12 vs. OTT	L, 1-2	16-22-03-02	Richards	Khabibulin	0-2	0-1	34-25	13,712
44	01/13 @ ATL	T, 2-2*	16-22-04-02	Andreychuk, Modin (p-gt)	Khabibulin	1-2	1-1	39-24	10,839
45	01/15 @ NJ	W, 5-4*	17-22-04-02	Ciger, St. Louis (p), Ciger, Lecavalier (p), Ciger (gw)	Weekes (3-19), Khabibulin (1-21)	2-4	1-2	17-40	11,731
46	01/18 vs. CHI	T, 2-2*	17-22-05-02	St. Louis, St. Louis (gt)	Khabibulin	0-3	0-1	32-36	17,895
47	01/19 vs. MTL	L, 1-5	17-23-05-02	Ciger	Khabibulin (3-7), Weekes (2-21)	0-3	3-3	25-28	15,264
48	01/21 vs. NJ	W, 3-2	18-23-05-02	Lecavalier, Clymer,	Khabibulin	0-3	4-4	17-33	13,134
49	01/23 @ PIT	L, 1-5	18-24-05-02	Clymer	St. Louis (gw), Khabibulin (3-11),	0-5	1-4	27-27	15,127
50	01/25 @ BUF	L, 1-4	18-25-05-02	Modin	Khabibulin	0-6	6-6	22-33	16,690
51	01/26 @ NYI	L, 2-6	18-26-05-02	Ledyard, Lecavalier	Weekes	0-4	2-2	25-25	16,234
52	01/28 @ NYR	W, 1-0	19-26-05-02	Lecavalier (gw)	Khabibulin	0-1	1-1	21-42	18,200
53	01/30 vs. CAR	L, 1-3	19-27-05-02	Kubina (p)	Khabibulin	1-3	2-3	19-40	13,234
54	02/04 vs. OTT	T, 4-4*	19-27-06-02	Lecavalier, Prospal, Kubina, Richards	Khabibulin	0-2	3-4	31-33	12,358
55	02/06 @ FLA	W, 3-2	20-27-06-02	Andreychuk (p), Clymer, Alexeev (gw)	Weekes	1-2	2-3	21-39	13,684
56	02/07 vs. FLA	L, 1-3	20-28-06-02	Lecavalier	Khabibulin	0-2	2-2	37-26	14,911
57	02/09 vs. WSH	L, 2-4	20-29-06-02	Prospal, Andreychuk	Khabibulin (3-12), Weekes (0-9)	0-1	0-0	21-22	16,675
58	02/11 @ WSH	L, 1-3	20-30-06-02	Ciger	Weekes (2-10), Khabibulin (1-12)	0-2	3-3	20-31	16,094
59	02/26 vs. DET								

2000-2001 STATS

2000-2001 INDIVIDUAL SCORING

(24-47:6-5, 59 pts., 5th Southeast Division)

PLAYERS

PLAYER	GP	G	A	PTS	+/-	PIM	PP	SH	GW	GT	S	%
Brad Richards*	82	21	41	62	-10	14	7	0	3	0	179	11.7
Fredrik Modin	76	32	24	56	-1	48	8	0	4	0	217	14.7
Vincent Lecavalier	69	23	29	51	-26	66	7	0	3	0	165	13.9
Martin St. Louis	78	18	22	40	-4	12	3	3	4	0	141	12.8
Brian Holzinger	70	11	25	36	-9	64	3	0	2	0	87	12.6
Pavel Kubina	70	11	19	30	-14	103	6	1	1	0	128	8.6
Adrian Aucoin (TOT)	73	4	24	28	5	45	2	0	0	0	159	2.5
(TB)	26	1	11	12	-8	25	1	0	0	0	60	1.7
(VAN)	47	3	13	16	13	20	1	0	0	0	99	3.0
Alexander Kharitonov*	66	7	15	22	-9	8	0	0	0	0	103	6.8
Todd Warriner	64	10	11	21	-13	46	3	2	1	1	99	10.1
Ryan Johnson	80	7	14	21	-20	44	1	0	0	0	71	9.9
Nils Ekman	43	9	11	20	-15	40	2	1	1	0	72	12.5
Andrei Zyuzin	64	4	16	20	-6	16	2	1	1	1	92	4.3
Matthew Barnaby (TOT)	76	5	8	13	-10	265	1	0	0	0	67	7.5
(TB)	29	4	4	8	-3	97	1	0	0	0	29	13.8
(PIT)	47	1	4	5	-7	168	0	0	0	0	38	2.6
Cory Sarich	73	1	8	9	-25	106	0	0	1	0	66	1.5
Jassen Cullimore	74	1	6	7	-6	80	0	0	0	0	56	1.8
Ben Clymer	23	5	1	6	-7	21	3	0	0	0	25	20
Stan Drulia	34	2	4	6	-11	18	1	0	0	0	20	10
Stan Neckar (TOT)	69	2	4	6	-3	7	0	0	1	0	26	7.7
(TB)	16	0	2	2	-1	8	0	0	0	0	10	0.0
(PHX)	53	2	2	4	-2	63	0	0	1	0	16	12.5
Kristian Kudroc*	22	2	2	4	0	36	0	0	0	1	12	16.7
Sheldon Keefe*	49	4	0	4	-13	38	0	0	0	0	32	12.5
John Emmons (TOT)	53	2	2	4	-5	42	0	0	0	0	37	5.4
(TB)	12	1	1	2	0	22	0	0	0	0	9	11.1
(OTT)	41	1	1	2	-5	20	0	0	0	0	28	3.6
Petr Svoboda	19	1	3	4	-4	41	0	0	0	0	16	6.2
Omitry Afanasev*	9	1	1	2	1	4	0	0	0	0	8	12.5
Kaspars Astashenko*	15	1	1	2	-4	4	0	0	0	0	4	25
Sergey Gusev	16	1	0	1	-3	10	0	0	0	0	13	7.7
Kyle Freadrich*	13	0	1	1	-1	36	0	0	0	0	3	0.0
Gordie Dwyer*	28	0	1	1	-7	96	0	0	0	0	12	0.0
Kevin Weekes	61	0	1	1	0	4	0	0	0	0	0	0.0
Evgeny Konstantinov*	1	0	0	0	0	0	0	0	0	0	0	0.0
Marek Pospisnyk*	1	0	0	0	-1	0	0	0	0	0	0	0.0
Nikolai Khabibulin	2	0	0	0	0	0	0	0	0	0	0	0.0
Thomas Ziegler*	5	0	0	0	-2	0	0	0	0	0	2	0.0
Matt Elich	8	0	0	0	-5	0	0	0	0	0	7	0.0
Dieter Kochan*	10	0	0	0	0	0	0	0	0	0	0	0.0
Wade Flaherty (TOT)	22	0	0	0	0	2	0	0	0	0	0	0.0
(TB)	2	0	0	0	0	0	0	0	0	0	0	0.0
(NYI)	20	0	0	0	0	2	0	0	0	0	0	0.0

TRADED PLAYERS

PLAYER	GP	G	A	PTS	+/-	PIM	PP	SH	GW	GT	S	%
Mike Johnson (TB)	64	11	27	38	-10	38	3	1	0	1	107	10.3
Paul Mara (TB)	46	6	10	16	-17	40	2	0	1	0	58	10.3
Wayne Primeau (TB)	47	2	13	15	-17	77	0	0	0	0	47	4.3
Maxim Galanov (TB)	25	0	5	5	-5	6	0	0	0	0	0	0.0
Grant Ledyard (TB)	18	2	2	4	-5	12	0	0	0	0	12	16.7
Craig Millar (TB)	16	1	1	2	-8	10	0	0	1	0	10	10.0
Bryan Muir (TB)	10	0	3	3	-7	15	0	0	0	0	14	0.0
Steve Martins (TB)	20	1	1	2	-9	13	0	0	0	0	18	5.6
Dan Cloutier (TB)	24	0	0	0	0	4	0	0	0	0	0	0.0

GOALTENDERS

GOALTENDER	GP	MIN	AVG	W	L	T	EN	SO	GA	SVS	SV%
Evgeny Konstantinov*	1	0	0	0	0	0	0	0	0	0	--
Nikolai Khabibulin	2	123	2.93	1	1	0	0	0	6	69	.913
Kevin Weekes	61	3378	3.14	20	33	3	8	4	177	1742	.898
Wade Flaherty (TOT)	22	1135	3.38	6	12	0	3	1	64	525	.878
(TB)	2	118	4.07	0	2	0	0	0	8	55	.855
(NYI)	20	1017	3.30	6	10	0	3	1	56	470	.881
Dieter Kochan*	10	314	3.44	0	3	0	1	0	18	138	.870

TRADED GOALTENDERS

GOALTENDER	GP	MIN	AVG	W	L	T	EN	SO	GA	SVS	SV%
Dan Cloutier (TB)	24	1005	3.52	3	13	3	3	1	59	541	.891

2000-2001 GAME-BY-GAME RESULTS

#	OPPONENT	RESULT	RECORD	SCORERS	GOALTENDER(S)	PP	PK	SF-SA	ATTEND.
1	10/6 vs. NYI	T, 3-3*	0-0-1-0	Kubina (p), M. Johnson, Svoboda	Cloutier	1-9	8-8	24-36	20,686+
2	10/8 vs. VAN	L, 4-5	0-1-1-0	Martins, Modin (p), Mara, Richards	Cloutier	1-4	7-7	16-41	12,322
3	10/13 @ PIT	L, 2-3	0-2-1-0	Lecavalier (p), Holzinger	Weekes	1-3	6-6	25-26	14,927
4	10/15 vs. ATL	W, 5-2	1-2-1-0	Modin (p), Lecavalier (p), Holzinger (gw), Warriner (p), Kubina (p)	Weekes	4-12	5-5	31-22	12,373
5	10/18 @ MIN	L, 5-6	1-3-1-0	Lecavalier, Richards (p), Warriner (s), Kharitonov, Modin	Weekes (5-34), Cloutier (0-0)	1-7	5-7	24-35	18,064
6	10/21 @ NJ	L, 2-7	1-4-1-0	Modin, Kubina (p)	Cloutier (7-32), Weekes (0-12)	1-6	3-6	15-44	15,097

#	OPPONENT	RESULT	RECORD	SCORERS	GOALTENDER(S)	PP	PK	SF-SA	ATTEND.
7	10/22 @ NYR	W, 4-2	2-4-1-0	Modin, M. Johnson (p), Modin (gw), Modin	Weekes	1-9	7-8	22-34	18,200
8	10/25 @ DET	L, 1-5	2-5-1-0	Kharitonov	Weekes	0-4	2-4	26-41	19,995
9	10/27 vs. OTT	L, 0-6	2-6-1-0	-----	Weekes (4-17), Kochan (2-13)	0-6	3-4	24-35	15,413
10	10/31 @ CAR	L, 5-6*	2-6-1-1	Lecavalier, Lecavalier, Modin (p), Richards,	Weekes (6-32), Holzinger Kochan (0-0)	1-5	4-6	25-32	7,016
11	11/1 @ NYR	L, 1-6	2-7-1-1	R. Johnson	Weekes (6-28), Kochan (0-8)	0-3	3-5	32-36	18,200
12	11/3 vs. NYI	W, 4-3*	3-7-1-1	Kubina (p), Drulia, M. Johnson (s), Millar (gw)	Weekes (3-34), Kochan (0-1)	1-6	6-8	33-35	12,234
13	11/5 vs. WSH	W, 5-2	4-7-1-1	Primeau, M. Johnson, Mara (p-gw), Mara, Keefe	Weekes	1-6	3-4	26-26	14,592
14	11/10 vs. MTL	W, 9-1	5-7-1-1	Lecavalier, Modin (gw), Drulia (p-e)	Weekes	1-6	7-8	17-21	13,313
15	11/11 vs. CGY	L, 3-4	5-8-1-1	M. Johnson (p), Lecavalier, Modin (p)	Weekes (4-40), Kochan (0-0)	2-5	3-4	32-40	13,088
16	11/14 @ MTL	W, 1-0	6-8-1-1	Lecavalier (p-gw)	Weekes	1-7	8-8	23-34	19,052
17	11/17 @ TOR	T, 2-2*	6-8-2-1	M. Johnson, Warriner (gt)	Weekes	0-4	6-6	21-36	19,145
18	11/20 @ DAL	L, 2-6	6-9-2-1	Kubina (p), Richards (p)	Weekes (5-20), Cloutier (1-5)	2-8	3-4	20-25	17,001
19	11/22 vs. ATL	W, 8-2	7-9-2-1	Richards, Keefe, Lecavalier (gw), Richards (p), St. Louis (s), Gusev, Kubina, Modin	Cloutier	1-6	4-4	33-27	12,637
20	11/24 vs. FLA	W, 2-1	8-9-2-1	M. Johnson, Sarich (gw)	Weekes	0-3	4-4	22-21	18,424
21	11/25 @ FLA	L, 1-2*	8-9-2-2	St. Louis	Cloutier	0-5	5-5	22-27	15,812
22	11/27 @ NYI	L, 4-7	8-10-2-2	Lecavalier, Modin (p), Richards, St. Louis	Weekes (4-18), Cloutier (3-20)	1-7	5-6	23-38	7,807
23	11/29 @ WSH	L, 1-4	8-11-2-2	Lecavalier (p)	Weekes	1-5	3-5	14-45	11,504
24	12/1 @ ATL	L, 3-5	8-12-2-2	Mara (p), Holzinger, Richards (p)	Weekes	2-6	2-3	30-37	14,599
25	12/2 vs. DET	W, 3-0	9-12-2-2	Lecavalier (gw), Lecavalier, Warriner (p)	Cloutier	1-7	6-6	32-26	20,718*
26	12/6 @ PHI	L, 3-6	9-13-2-2	Kubina, Lecavalier, Modin	Cloutier	0-3	1-2	23-40	19,565
27	12/8 vs. COL	L, 0-2	9-14-2-2	-----	Kochan (2-29), Konstantinov (0-0)	0-2	2-4	24-29	19,826*
28	12/11 @ COL	T, 2-2*	9-14-3-2	Kharitonov, M. Johnson (p-gt)	Kochan (2-33), Cloutier (0-0)	1-4	4-5	26-33	18,007
29	12/14 @ PHX	L, 2-3	9-15-3-2	Modin, M. Johnson	Weekes (3-35), Cloutier (0-0)	0-6	3-4	22-35	11,944
30	12/16 @ LA	W, 4-3	10-15-3-2	Modin, Modin, Richards, St. Louis (gw)	Weekes	0-3	4-5	24-41	15,576
31	12/17 @ ANA	L, 1-3	10-16-3-2	Richards	Cloutier	0-6	1-2	26-27	11,207
32	12/21 vs. PIT	T, 1-1*	10-16-4-2	Astashenko	Weekes	0-4	3-3	32-39	14,444
33	12/23 vs. NJ	L, 1-5	10-17-4-2	R. Johnson	Weekes (4-13), Cloutier (1-13)	0-4	3-5	29-26	15,184
34	12/26 vs. CAR	W, 3-2	11-17-4-2	Modin (p), Keefe, Richards (gw)	Weekes	1-6	4-5	22-22	12,128
35	12/28 vs. PHI	W, 4-3	12-17-4-2	St. Louis, St. Louis, Modin, Modin (gw)	Weekes	0-4	6-6	18-35	20,142*
36	12/30 vs. BOS	T, 1-1*	12-17-5-2	Zyuzin (p-gt)	Cloutier	1-6	5-5	23-34	16,623
37	12/31 vs. TOR	L, 2-3	12-18-5-2	Richards (p), R. Johnson	Weekes (3-34), Cloutier (0-1)	1-3	0-1	24-35	16,105
38	1/3 @ CAR	L, 2-3	12-19-5-2	Mara, Lecavalier	Cloutier (3-8), Weekes (0-12)	0-7	5-6	38-20	7,517
39	1/4 @ OTT	L, 3-8	12-20-5-2	Holzinger, Kharitonov, R. Johnson (p)	Weekes (4-21), Cloutier (4-23)	1-6	2-3	25-44	17,026
40	1/7 @ CHI	L, 4-7	12-21-5-2	Holzinger, Holzinger, Primeau, Holzinger, R. Johnson, Kharitonov	Weekes (2-18), Cloutier (4-24)	0-3	3-4	20-43	12,424
41	1/10 @ TOR	W, 3-1	13-21-5-2	R. Johnson, Holzinger (gw), Modin (e)	Cloutier	1-4	4-4	24-28	19,129
42	1/12 vs. PHI	L, 0-3	13-22-5-2	-----	Cloutier	0-3	4-5	21-34	19,303
43	1/14 vs. DAL	L, 2-3	13-23-5-2	Richards, Modin	Cloutier	0-2	4-5	24-19	12,774
44	1/16 @ BUF	L, 1-3	13-24-5-2	Keefe	Weekes	0-4	6-6	41-31	16,309
45	1/18 @ MTL	L, 1-3	13-25-5-2	Ekman	Weekes	0-4	2-2	13-30	19,793
46	1/20 @ OTT	L, 0-3	13-26-5-2	-----	Cloutier	0-5	10-10	18-42	18,211
47	1/21 @ CBJ	L, 1-3	13-27-5-2	Zyuzin (s)	Weekes	0-5	4-5	27-30	17,652
48	1/23 vs. WSH	L, 2-5	13-28-5-2	Ekman, St. Louis	Weekes	0-3	2-3	29-33	11,854
49	1/25 vs. OTT	L, 2-5	13-29-5-2	Richards (p), Kharitonov	Weekes	1-3	3-3	15-38	13,389
50	1/27 @ FLA	L, 2-3*	13-29-6-2</						

1999-2000 STATS

1999-2000 INDIVIDUAL SCORING (19-47-9-7, 54 pts., 4th Southeast Division)

PLAYERS

PLAYER

GP	G	A	PTS	+/-	PIM	PP	SH	GW	GT	S	
Vincent Lecavalier	80	25	42	67	43	25	6	0	3	1	189
Frédrik Modin	80	23	26	49	18	48	3	0	5	0	167
Mike Johnson (TOT)	80	21	26	47	27	6	6	1	3	0	132
(TB)	28	10	12	22	4	2	4	0	0	0	43
(TOR)	52	11	14	25	23	8	2	1	3	0	89
Stan Drulia	68	11	10	22	33	24	18	1	1	1	94
Brian Holzinger (TOT)	73	10	20	30	51	3	1	2	2	0	104
(TB)	14	3	3	6	21	7	1	1	0	0	23
(BUF)	59	7	17	24	30	4	0	1	2	0	81
Todd Warriner (TOT)	73	14	14	28	36	8	3	1	0	0	133
(TB)	55	11	13	24	34	14	3	1	0	0	100
(TOR)	18	3	1	4	2	6	0	0	0	0	33
Pavel Kubina	69	8	18	26	93	19	6	0	3	0	128
Petr Svoboda	70	2	23	25	170	11	2	0	0	0	93
Paul Mara*	54	7	11	18	73	27	4	0	1	0	78
Ryan Johnson* (TOT)	60	4	14	18	16	6	0	0	0	0	49
(TB)	14	0	2	2	2	8	0	0	0	0	5
(FLA)	66	4	12	16	14	1	0	0	0	0	44
Robert Petrovicky	43	7	10	17	14	2	1	0	0	0	50
Wayne Primeau (TOT)	58	7	10	17	63	12	2	0	1	0	75
(TB)	17	2	3	5	25	6	0	0	0	0	35
(BUF)	41	5	7	12	38	8	2	0	1	0	40
Dan Kesa	50	4	10	14	21	11	0	1	1	0	55
Jaroslav Svejkovsky (TOT)	52	6	7	13	30	14	1	0	0	0	60
(TB)	29	5	5	10	28	7	0	0	0	0	42
(NSH)	23	1	2	3	2	7	1	0	0	0	18
Steve Martino (TOT)	59	6	7	13	37	12	0	1	1	0	65
(TB)	57	5	7	12	37	11	0	1	1	0	62
(OTT)	2	1	0	1	0	1	0	0	0	0	3
Bruce Gardiner (TOT)	51	3	9	12	41	20	0	0	0	0	48
(TB)	40	3	9	9	37	21	0	0	0	0	38
(OTT)	10	0	3	3	4	1	0	0	0	0	18
Andrei Zyuzin	34	2	9	11	33	11	0	0	0	0	47
Ben Clymer*	60	2	6	8	87	26	2	0	0	0	98
Bryan Muir (TOT)	41	3	4	7	45	8	0	1	0	0	51
(TB)	30	1	1	2	32	8	0	0	0	0	32
(CHI)	11	2	3	5	13	1	0	1	0	0	19
Cory Sarich* (TOT)	59	0	6	6	77	6	0	0	0	0	69
(TB)	17	0	2	2	42	0	0	0	0	0	20
(BUF)	42	0	4	4	35	6	0	0	0	0	49
Sergey Gusev	28	2	3	5	6	1	0	0	0	0	23
Nils Ekman*	28	2	2	4	36	8	1	0	0	0	42
Pavel Torgaev (TOT)	14	0	4	4	6	1	0	0	0	0	18
(TB)	9	0	2	2	2	1	0	0	0	0	6
(CNY)	5	0	2	2	4	0	0	0	0	0	12
Marek Posmyk*	18	1	2	3	20	1	0	0	0	0	22
Matt Elich*	8	1	1	2	0	1	0	0	0	0	5
Dwayne Hay* (TOT)	18	1	1	2	4	2	0	0	0	0	14
(TB)	13	1	1	2	2	0	0	0	0	0	11
(FLA)	6	0	0	0	2	2	0	0	0	0	3
Jacsen Collimore	46	1	1	2	66	12	0	0	0	0	23
Shawn Burr	4	0	2	2	0	2	0	0	0	0	6
Reid Simpson	26	1	0	1	103	3	0	0	0	0	13
Dale Romitska*	3	0	1	1	2	1	0	0	0	0	2
Kesara Achasheenko*	8	0	1	1	4	2	0	0	0	0	6
Zac Bierk*	12	0	1	1	0	0	0	0	0	0	0
Gordie Dwyer*	24	0	1	1	135	6	0	0	0	0	7
Andrei Skopintsev	4	0	0	0	6	4	0	0	0	0	0
Daren Pugga	5	0	0	0	0	0	0	0	0	0	0
Dieter Kochan*	5	0	0	0	0	0	0	0	0	0	0
Kyle Fredrich	10	0	0	0	39	1	0	0	0	0	0
Rich Parent	14	0	0	0	2	0	0	0	0	0	0
Kevin Hodson	24	0	0	0	2	0	0	0	0	0	0
Dan Cloutier	52	0	0	0	29	0	0	0	0	0	0

TRADED PLAYERS

PLAYER	GP	G	A	PTS	+/-	PIM	PP	SH	GW	GT	S
Mike Sillinger (TB)	67	19	25	44	86	28	6	3	1	0	126
Chris Gratton (TB)	58	14	27	41	121	24	4	0	1	1	168
Darcy Tucker (TB)	50	14	20	34	108	15	1	0	2	0	98
Steve Guolla (TB)	46	6	10	16	11	2	2	0	0	1	52
Stephane Richer (TB)	20	7	5	12	4	4	2	1	0	0	47
Andreas Johansson (TB)	12	2	3	5	8	1	0	0	0	0	10
Michael Nylander (TB)	11	1	2	3	4	3	1	0	0	0	10
Bill Houlder (TB)	14	1	2	3	2	3	1	0	0	0	21
Chris McAlpine (TB)	10	1	1	2	10	5	0	0	0	0	5
Ian Herbers (TB)	37	0	0	0	45	12	0	0	0	0	11
Jeff Shewalter (TB)	8	0	0	0	18	4	0	0	0	0	3
Vlacheslav Butsayev (TB)	2	0	0	0	0	2	1	0	0	0	1

GOALTENDERS

GOALTENDER	GP	MIN	AVG	W	L	T	EN	SO	GA	SVS	SV%
Dan Cloutier	52	2492	3.89	9	30	3	3	0	145	1258	895
Zac Bierk*	12	509	3.55	4	4	1	0	0	31	308	899
Kevin Hodson	24	769	3.67	2	7	4	3	0	47	327	856
Rich Parent	14	698	3.70	2	7	1	1	0	43	353	878
Dieter Kochan*	5	238	4.23	1	4	0	1	0	17	111	847
Daren Pugga	5	245	4.58	1	2	0	0	0	18	129	853

1999-2000 GAME-BY-GAME RESULTS

#	OPPONENT	RESULT	RECORD	SCORERS	GOALTENDER(S)	PP	PK	SF-SA	ATTEND.
1	10/2 vs NYI	W, 4-2	1-0-0-0	Nylander (p), Guolla, Modin (gw), Sillinger	Pugga	1-0-0	3-3	29-34	19,758*
2	10/7 vs LA	L, 2-5	1-1-0-0	Drulia, Sillinger	Pugga	0-5-4	6-6	28-28	10,614
3	10/9 @ NJ	L, 0-1	1-2-0-0	-----	Cloutier (1-32), Hodson (0-0)	0-4	2-2	14-32	13,982
4	10/15 vs ANA	L, 2-3	1-3-0-0	Richer, Richer	Pugga (3-28), Cloutier (0-0)	0-0	2-2	16-29	11,616
5	10/16 vs ATL	T, 4-4*	1-3-1-0	Richer (p), Lecavalier, Sillinger (p), Gratton (p-gt)	Cloutier (4-14), Hodson (0-9)	3-7	3-5	35-23	11,565

#	OPPONENT	RESULT	RECORD	SCORERS	GOALTENDER(S)	PP	PK	SF-SA	ATTEND.
6	10/19 vs VAN	L, 5-6*	1-3-1-1	Houlder (p), Tucker, Gratton, Gusev (p), Richer	Pugga (4-19), Cloutier (2-9)	2-5	2-3	41-28	16,548
7	10/23 vs CGY	W, 2-1	2-3-1-1	Richer, Kesa (gw)	Cloutier	0-6	5-5	25-36	13,102
8	10/27 @ BUF	L, 3-4	2-4-1-1	Gratton, Drulia, Lecavalier (p)	Cloutier	1-3	4-4	18-27	14,494
9	10/28 @ BOS	L, 3-7	2-5-1-1	Johansson, Lecavalier, Drulia	Pugga (5-19), Hodson (2-18)	0-1	2-6	25-37	14,760
10	10/30 @ DAL	W, 2-1	3-5-1-1	Lecavalier, Modin (gw)	Cloutier	0-3	2-3	31-23	17,001
11	11/3 @ ATL	L, 1-4	3-6-1-1	Lecavalier (p)	Cloutier (3-8), Hodson (1-12)	1-9	9-10	26-20	17,351
12	11/6 @ PIT	W, 7-4	4-6-1-1	Richer, Sillinger, Martins, Gusev, Lecavalier (p-gw), Modin, Drulia (s-e)	Cloutier	1-1	4-5	24-37	13,698
13	11/7 vs DET	W, 3-2	5-6-1-1	Modin, Gratton (p), Tucker (gw)	Hodson	1-5	4-4	27-33	19,758*
14	11/9 @ WSH	L, 1-2	5-7-1-1	Petrovicky	Cloutier (2-38), Hodson (0-0)	0-7	5-5	29-38	10,021
15	11/12 vs BUF	W, 4-2	6-7-1-1	Martins (s), Sillinger (p), Kubina (gw), Tucker	Cloutier	1-5	3-3	28-30	14,035
16	11/13 @ CAR	L, 2-4	6-8-1-1	Guolla, Sillinger	Hodson (2-2), Cloutier (2-19)	0-3	2-4	21-21	10,288
17	11/17 @ ATL	L, 4-5	6-9-1-1	Modin, Gardiner, Clymer (p), Johansson	Cloutier (5-31), Hodson (0-0)	1-7	6-7	24-31	17,355
18	11/18 vs PIT	W, 2-1	7-9-1-1	Petrovicky, Kubina (gw)	Hodson	0-3	6-6	18-27	15,756
19	11/20 @ PHI	L, 1-4	7-10-1-1	Zyuzin	Hodson	0-3	4-5	18-26	19,817
20	11/22 vs PHI	W, 4-1	8-10-1-1	Drulia, Lecavalier (p-gw), Svoboda (p), Gratton (e)	Bierk	2-6	4-5	17-31	13,912
21	11/24 vs NYR	L, 3-6	8-11-1-1	Gratton, Clymer (p), Modin (p)	Cloutier	2-6	4-5	27-31	14,020
22	11/26 vs CAR	T, 3-3*	8-11-2-1	Lecavalier (p), Collimore, Zyuzin	Hodson	1-2	1-3	30-21	14,344
23	11/28 vs BUF	L, 2-3*	8-11-2-2	Petrovicky, Svoboda (p)	Cloutier	1-9	4-4	25-27	13,131
24	12/1 @ ANA	W, 4-2	9-11-2-2	Kesa, Kesa, Tucker (gw), Tucker (e)	Cloutier	0-4	2-2	33-35	12,047
25	12/2 @ PHO	L, 1-3	9-12-2-2	Simpson	Cloutier (3-36), Hodson (0-0)	0-2	4-4	18-36	13,522
26	12/4 @ LA	T, 3-3*	9-12-3-2	Warriner, Gratton (p), Drulia (gt)	Cloutier (3-37), Hodson (0-0)	1-4	3-4	31-37	17,407
27	12/6 @ SJ	T, 3-3*	9-12-4-2	Tucker, Sillinger, Petrovicky	Cloutier	0-4	8-8	27-31	16,103
28	12/10 vs CAR	W, 3-2	10-12-4-2	Lecavalier, Drulia, Gratton (gw)	Cloutier	0-3	4-5	22-30	12,974
29	12/14 vs NSH	T, 4-4*	10-12-5-2	Sillinger (s), Lecavalier, Sillinger, Guolla (gt)	Cloutier (3-8), Hodson (1-15)	0-3	1-2	32-23	12,144
30	12/18 @ PHI	L, 0-4	10-13-5-2	-----	Cloutier (1-5), Hodson (1-15)	0-6	3-4	29-29	19,559
31	12/19 @ NYR	L, 4-5*	10-13-5-3	Sillinger (s), Mara (p), Modin, Guolla (p)	Cloutier	2-6	3-5	37-29	18,200
32	12/21 vs TOR	L, 2-4	10-14-5-3	Tucker, Richer	Cloutier	0-3	3-4	32-34	17,247
33	12/23 @ PIT	L, 3-4	10-15-5-3	Tucker, Tucker, Mara	Cloutier	0-3	5-6	37-22	16,043
34	12/26 @ ATL	L, 3-6	10-16-5-3	Guolla, Gratton, Kubina	Hodson	1-5	4-4	24-26	18,545
35	12/27 vs FLA	L, 1-6	10-17-5-3	Kesa (s)	Cloutier	0-4	4-6	21-31	16,802
36	1/1 @ FLA	L, 5-7	10-18-5-3	Lecavalier, Modin, Guolla, Lecavalier, Gratton	Hodson (6-28), Cloutier (0-0)	0-3	3-4	28-29	17,802
37	1/5 @ VAN	T, 3-3*	10-18-6-3	Modin, Kubina (p), Muir	Cloutier	1-5	8-8	27-38	12,752
38	1/7 @ EDM	L, 1-5	10-19-6-3	Modin	Cloutier (4-31), Hodson (1-6)	0-3	1-2	28-37	14,212
39	1/8 @ CGY	L, 2-3*	10-19-6-4	Sillinger, Gratton	Cloutier	0-2	3-4	17-38	14,564
40	1/11 vs NJ	L, 5-6	10-20-6-4	Petrovicky, Gardiner, Sillinger (p), Warriner, Mara	Cloutier	1-4	3-5	26-31	13,136
41	1/13 vs NYI	W, 4-2	11-20-6-4						

1998-1999 STATS

1998-1999 INDIVIDUAL SCORING (19-54-9, 47 pts., 4th Southeast Division)

PLAYERS

PLAYER

PLAYER	GP	G	A	PTS	PIM	+/-	PP	SH	GW	GT	S
Darcy Tucker	82	21	22	43	176	-34	8	2	3	0	178
Chris Gratton (TOT)	78	8	26	34	143	29	1	0	1	1	181
(TB)	52	7	19	26	102	-20	1	0	1	1	127
(PHI)	26	1	7	8	41	-8	0	0	0	0	54
Stephane Richer	64	12	21	33	22	-10	3	2	1	0	139
Vincent Lecavalier*	82	13	15	28	23	-18	2	0	2	1	126
Petr Svoboda (TOT)	58	5	18	23	91	1	1	1	1	0	83
(TB)	34	1	16	17	53	-4	0	0	0	0	46
(PHI)	25	4	2	6	28	5	1	1	1	0	37
Pavel Kubina*	68	9	12	21	80	-33	3	1	1	1	119
Colin Forbes (TOT)	80	12	8	20	61	-5	0	1	4	0	117
(TB)	44	3	1	4	10	-5	0	1	0	0	25
(PHI)	66	9	7	16	51	0	0	0	4	0	92
Rob Zamuner	58	8	11	19	24	-15	1	1	2	0	89
Cory Cross	67	2	16	18	92	-25	0	0	0	0	96
Alexandre Daigle (TOT)	65	9	8	17	4	13	4	0	1	1	22
(TB)	32	6	6	12	2	-12	3	0	0	2	56
(PHI)	31	3	2	5	2	-1	1	0	1	0	26
Jassen Cullimore	78	5	12	17	81	-22	1	1	1	0	73
Michael Nylander (TOT)	33	4	10	14	8	-9	1	0	0	0	33
(TB)	24	2	7	9	6	-10	0	0	0	0	27
(PHI)	9	2	3	5	2	1	1	0	0	0	7
Mike Sillinger (TOT)	79	8	5	13	36	-29	0	2	0	0	92
(TB)	54	8	2	10	28	-20	0	2	0	0	69
(PHI)	25	0	3	3	8	-9	0	0	0	0	23
Sergey Gusev* (TOT)	6	1	4	7	16	-3	0	0	0	0	11
(TB)	14	0	3	3	10	-8	0	0	0	0	16
(DAL)	22	1	4	5	6	5	0	0	1	0	30
David Wilkie	46	1	7	8	69	-19	0	0	0	0	35
Robert Petrovicky	28	3	4	7	6	-8	0	0	0	0	32
Mike Michas	37	0	6	6	14	-11	0	0	0	0	22
Kjell Samuelsson	46	1	4	5	38	-6	0	0	0	0	22
Steve Kelly	34	1	3	4	27	-15	0	0	1	0	15
Corey Schwab	40	0	4	4	4	0	0	0	0	0	0
Michel Sykora	10	1	2	3	0	-7	0	1	0	0	24
Brian Bannister	21	1	2	3	24	-4	0	0	0	0	29
Jason Bonsignore	23	0	3	3	8	-4	0	0	0	0	12
Paul Mara*	1	1	1	2	0	-3	1	0	0	0	1
Andrei Skopintsev	18	1	1	2	10	-3	0	0	0	0	17
Karel Betik*	3	0	2	2	3	0	0	0	0	0	6
Corey Spring	8	0	1	1	2	0	0	0	0	0	6
Paul Vosbaart	10	0	1	1	2	-5	0	0	0	0	10
Daren Puppa	13	0	1	1	0	0	0	0	0	0	0
Zac Bierk*	2	0	0	0	0	0	0	0	0	0	0
Kavir Delleaie*	1	0	0	0	0	0	0	0	0	0	1
John Collan	4	0	0	0	2	-2	0	0	0	0	3
Derek Wilkinson*	5	0	0	0	0	0	0	0	0	0	0
Mario Larocque*	5	0	0	0	16	-4	0	0	0	0	3
Kevin Hodson (TOT)	9	0	0	0	0	0	0	0	0	0	0
(TB)	5	0	0	0	0	0	0	0	0	0	0
(DET)	4	0	0	0	0	0	0	0	0	0	0

TRADED PLAYERS

PLAYER	GP	G	A	PTS	+/-	PIM	PP	SH	GW	GT	S
Wendell Clark (TB)	65	28	14	42	35	-25	11	0	2	1	171
Benoit Hogue (TB)	62	11	14	25	50	-12	2	0	3	0	101
Craig Janney (TB)	38	4	18	22	10	-13	2	0	0	1	36
Alexander Selivanov (TB)	43	6	13	19	18	-8	1	0	0	0	120
Mikael Andersson (TB)	20	4	8	12	4	-2	2	0	0	0	42
Sandy McCarthy (TB)	67	5	7	12	135	-22	1	0	0	0	89
Daymond Langkow (TB)	22	4	6	10	15	0	1	0	1	0	40
Mikael Andersson (TB)	40	2	3	5	4	-8	0	0	0	0	40
Brent Peterson (TB)	20	2	1	3	0	-2	0	0	0	0	16
Kari Dykhus (TB)	33	2	1	3	8	-21	0	0	0	0	23
Enrica Ciccone (TB)	16	1	1	2	24	-1	0	0	0	0	9
Andrei Nazarov (TB)	26	2	0	2	43	-5	0	0	0	0	18
Sami Helenius* (TB)	4	1	0	1	15	-3	0	1	0	0	3
Bill Ranford (TB)	32	0	0	0	2	0	0	0	0	0	0

GOALTENDERS

GOALTENDER	GP	MIN	AVG	W	L	T	EN	SO	GA	SVS	SV%
Zac Bierk*	1	59	2.03	0	1	0	0	0	2	21	.905
Kevin Hodson (TOT)	9	413	2.91	2	1	0	0	0	20	197	.898
(TB)	5	238	2.77	2	1	0	0	0	11	118	.907
(DET)	4	175	3.09	0	2	0	0	0	9	89	.886
Daren Puppa	13	691	2.87	5	6	1	2	33	350	350	.906
Derek Wilkinson*	5	253	3.08	1	3	1	0	0	13	128	.888
Corey Schwab	40	2146	3.52	8	25	3	2	0	126	1153	.891

TRADED GOALTENDERS

GOALTENDER	GP	MIN	AVG	W	L	T	EN	SO	GA	SVS	SV%
Bill Ranford (TB)	32	1568	3.90	3	18	3	2	1	102	858	.881

1998-1999 GAME-BY-GAME RESULTS

#	OPPONENT	RESULT	RECORD	SCORERS	GOALTENDER(S)	PP	PK	SF-SA	ATTEND.
1	10/9 @ FLA	L, 1-5	0-1-0	Cullimore	Ranford	0-6	3-3	29-36	19,200
2	10/10 @ CAR	T, 4-4*	0-1-1	Clark, Clark (p), Cullimore, Janney (gt)	Puppa	1-5	6-9	25-34	8,195
3	10/14 vs. NYI	L, 0-2	0-2-1	-----	Puppa	0-4	5-5	22-23	11,753
4	10/16 vs. PHI	L, 2-5	0-3-1	Clark, Richer	Puppa	0-5	3-5	26-36	13,065
5	10/18 vs. WSH	L, 1-4	0-4-1	Andersson	Ranford	0-6	4-4	32-32	7,715

#	OPPONENT	RESULT	RECORD	SCORERS	GOALTENDER(S)	PP	PK	SF-SA	ATTEND.
6	10/21 vs. PIT	W, 5-0	0-4-1	Tucker (p-gw), Tucker, Selivanov, Zamuner, Clark (p)	Puppa	1-4	5-5	18-28	9,073
7	10/23 vs. LA	W, 3-2	2-4-1	Tucker (s), Renberg, Kubina (gw)	Ranford	0-6	4-4	38-39	8,708
8	10/25 vs. VAN	W, 3-2	3-4-1	Lecavalier, Clark, Cullimore (p-gw)	Puppa	1-4	5-5	26-17	8,315
9	10/28 @ ANA	L, 3-5	3-5-1	Renberg (p), Cross, Clark (p)	Puppa (4-21), Ranford (0-9)	2-9	4-5	45-31	13,315
10	10/30 @ LA	W, 3-0	4-5-1	Langkow (gw), Tucker (e), Cross (e)	Puppa	0-4	4-4	28-27	10,968
11	10/31 @ SJ	L, 1-6	4-6-1	Lecavalier	Ranford	1-8	4-5	21-31	16,371
12	11/4 @ WSH	W, 5-2	5-6-1	Clark, Nazarov, Kelly (gw), Clark (p), Langkow (e)	Puppa	1-4	3-4	18-36	12,914
13	11/6 vs. CHI	T, 2-2*	5-6-2	Lecavalier (p), Samuelsson	Ranford	1-5	2-4	24-37	11,974
14	11/8 vs. NY	W, 3-1	6-6-2	Clark, Sykora (gw), Tucker (e)	Puppa	0-2	2-3	27-35	11,514
15	11/10 vs. NJR	L, 2-10	6-7-2	Langkow (p), Ciccone	Ranford	1-3	4-6	29-30	11,604
16	11/13 @ COL	L, 1-8	6-8-2	Tucker (s)	Puppa (4-22), Ranford (4-23)	0-3	3-7	18-45	16,061
17	11/14 @ PHX	L, 1-4	6-9-2	Tucker	Puppa	0-4	6-6	21-39	16,210
18	11/19 vs. PIT	L, 1-5	6-10-2	Janney	Ranford (5-26), Puppa (0-9)	0-2	4-4	23-35	10,456
19	11/21 @ PIT	L, 2-5	6-11-2	Selivanov, Langkow	Puppa	0-1	5-7	21-22	15,118
20	11/24 vs. BOS	L, 1-4	6-12-2	Peterson	Ranford	0-4	3-4	16-33	9,924
21	11/27 vs. FLA	L, 1-2	6-13-2	Richer (p)	Ranford	1-6	3-3	24-28	11,473
22	11/29 vs. BUF	L, 3-6	6-14-2	Peterson, Tucker (p), Clark	Schwab (2-14), Ranford (4-19)	1-3	3-3	33-33	9,351
23	12/3 @ CGY	L, 1-4	6-15-2	Clark (p)	Schwab	1-4	4-5	30-24	15,203
24	12/4 @ EDM	W, 2-1	7-15-2	Renberg (p), Clark (gw)	Schwab	1-2	5-5	23-35	15,303
25	12/6 @ CHI	L, 5-7	7-16-2	Hogue, Nazarov, Renberg, Tucker, Clark	Schwab	0-3	2-3	36-30	14,144
26	12/8 vs. OTT	L, 2-4	7-17-2	Hogue (p), Lecavalier	Schwab	1-4	8-8	18-44	10,587
27	12/11 vs. CGY	L, 1-2	7-18-2	Selivanov	Bierk	0-3	0-1	25-21	11,614
28	12/12 @ NYI	W, 2-1*	8-18-2	Dykhus, Hogue (gw)	Schwab	0-3	3-3	26-35	10,888
29	12/15 @ PIT	L, 2-3*	8-19-2	Janney (p), Clark	Schwab	1-2	3-3	20-32	11,755
30	12/18 vs. EDM	L, 1-4	8-20-2	Dykhus	Schwab	0-2	6-6	26-38	10,289
31	12/20 @ PHI	T, 2-2*	8-20-3	McCarthy, Clark (gt)	Ranford	0-2	4-5	30-32	19,582
32	12/21 @ BOS	L, 2-3	8-21-3	Janney (p), Lecavalier	Ranford	1-4	5-6	26-34	14,228
33	12/23 @ BUF	L, 0-2	8-22-3	-----	Ranford	0-7	4-5	38-22	17,149
34	12/26 vs. FLA	L, 1-3	8-23-3	Selivanov	Ranford	0-5	2-3	24-25	17,983
35	12/29 vs. NYI	W, 3-0	9-23-3	Lecavalier (p), McCarthy (p), Selivanov (p)	Ranford	2-4	4-4	17-35	12,349
36	12/30 @ CAR	L, 3-4	9-24-3	Clark (p), Clark (p), Clark	Ranford	2-4	8-9	27-38	7,888
37	1/4 @ TOR	L, 4-5*	9-25-3	Tucker, Lecavalier, Selivanov, Andersson	Ranford	0-2	4-4	29-37	15,726
38	1/7 @ MTL	L, 1-4	9-26-3	Bannister	Ranford	0-4	4-6	20-33	20,532
39	1/8 @ OTT	L, 1-5	9-27-3	Sillinger	Schwab	0-2	5-7	20-35	16,174
40	1/10 @ NYR	L, 2-5	9-28-3	Richer (s), Kubina (p)	Ranford	1-8	4-6	24-27	18,200
41	1/12 vs. TOR	L, 3-4	9-29-3	Clark, McCarthy, Hogue (p)	Ranford	1-4	3-5	24-29	10,224
42	1/15 @ NJ	L, 1-3	9-30-3	Tucker (p)	Schwab	1-3	2-5	20-33	16,037
43	1/16 @ BOS	T, 2-2*	9-30-4	Kubina, Gratton (gt)	Ranford	0-6	4-4	39-28	17,565
44	1/19 vs. BUF	W, 2-1	10-30-4	Wilkie, Zamuner (gw)	Schwab	0-6	3-3	32-15	10,136
45	1/21 @ NSH	W, 3-2	11-30-4	Sillinger (s), Zamuner, Tucker (p-gw)	Ranford	1-4	5-5	26-36	15,252
46	1/26 vs. MTL	L, 1-2	11-31-4	Hogue	Schwab	0-2	3-3	29-29	9,108
47	1/29 vs. DAL	L, 1-4	11-32-4	Clark (p)	Schwab (0-6), Schwab (4-26)	1-5	5-5	32-32	11,928
48	1/30 @ PHI	L, 2-6	11-33-4	Sillinger, Helenius (s)	Schwab	0-4	5-7	21-44	19,653
49	2/2 vs. TOR	L, 0-3	11-34-4	-----	Schwab	0-3	3-5	23-29	9,097
50	2/3 @ WSH	L, 1-10	11-35-4	S					

1997-1998 STATS

1997-1998 INDIVIDUAL SCORING (17-55:10, 44 pts., 7th Atlantic Division)

PLAYERS

PLAYER	GP	G	A	PTS	PIM	+/-	PP	SH	GW	GT	S
Paul Ysebaert	82	13	27	40	32	-43	2	1	0	1	145
Mikael Renberg	68	16	22	38	34	-37	6	3	0	1	175
Alex Selivanov	70	16	19	35	85	-38	4	0	3	1	205
Stephane Richer (TOT)	40	14	15	29	41	-6	5	0	2	0	95
(TB)	26	9	11	20	36	-7	2	0	2	0	71
(MTL)	14	5	4	9	5	1	3	0	0	0	24
Rob Zamuner	77	14	12	28	41	-31	0	3	4	1	126
Diamond Langkow	68	8	14	22	62	-9	2	0	1	0	156
Darcy Tucker (TOT)	74	7	13	20	146	-14	1	1	0	0	63
(TB)	35	6	8	14	89	-8	1	1	0	0	44
(MTL)	39	1	5	6	57	-6	0	0	0	0	19
Sandy McCarthy (TOT)	66	8	10	18	241	-19	1	0	0	0	98
(TB)	14	0	5	5	71	-1	0	0	0	0	26
(CGY)	52	8	5	13	170	-18	1	0	1	0	68
Mikael Andersson	72	6	11	17	29	-4	0	1	1	0	105
Kari Dykhuis	78	5	9	14	110	-8	0	1	0	0	23
Jesse Bousignone*	35	2	8	10	22	-11	0	0	0	0	29
Cory Cross	74	3	6	9	77	-24	0	1	0	0	72
Jody Hull (TOT)	48	4	4	8	3	0	1	2	0	0	51
(TB)	28	2	4	6	4	2	0	0	2	0	28
(FLA)	21	2	0	2	4	1	0	1	0	0	23
Vince Macine	60	0	8	8	41	-23	0	0	0	0	75
Brian Bradley	14	2	5	7	6	-9	2	0	0	0	24
David Wilkie (TOT)	34	2	5	7	21	-22	0	0	1	0	48
(TB)	29	1	5	6	17	-21	0	0	0	0	46
(MTL)	5	1	0	1	4	-1	0	0	1	0	2
Vladimir Vujtek	30	2	4	6	18	-2	0	0	1	0	44
Brent Peterson*	19	5	0	5	2	-2	0	0	0	0	15
Steve Kelly* (TOT)	43	2	3	5	23	-13	1	0	0	0	22
(TB)	24	2	1	3	15	-9	1	0	0	0	17
(CGM)	19	0	2	2	8	-4	0	0	0	0	5
Andrei Nazarov (TOT)	54	2	2	4	170	-13	0	0	0	0	50
(TB)	14	1	1	2	58	-9	0	0	0	0	19
(SJ)	40	1	1	2	112	-4	0	0	0	0	31
Enrico Ciccarelli (TOT)	39	0	4	4	175	-2	0	0	0	0	22
(TB)	12	0	0	0	45	-3	0	0	0	0	7
(CAR)	14	0	3	3	83	-3	0	0	0	0	8
(VAN)	13	0	1	1	47	-2	0	0	0	0	8
Pavel Kubina*	10	1	2	3	22	-4	1	0	0	0	7
Jesson Cullimore (TOT)	28	1	2	3	26	-4	1	0	0	0	18
(TB)	1	0	2	3	22	-4	1	0	0	0	17
(MTL)	3	0	0	0	4	0	0	0	0	0	1
Louie DeBrusk	54	1	2	3	166	-2	0	0	0	0	14
Paul Brussseau	11	0	2	2	27	0	0	0	0	0	6
David Shaw	14	0	2	2	12	-2	0	0	0	0	12
Cory Spring	8	1	0	1	10	-1	0	0	0	0	12
Mike McBain*	27	0	1	1	8	-10	0	0	0	0	17
Mark Fitzpatrick	46	0	1	1	16	0	0	0	0	0	0
Troy Mallette	3	0	0	0	7	0	0	0	0	0	0
Berek Wilkinson*	9	0	0	0	0	0	0	0	0	0	0
Alan Egeland	8	0	0	0	9	0	0	0	0	0	4
Zac Bierk*	13	0	0	0	0	0	0	0	0	0	0
Corey Schwab	16	0	0	0	2	0	0	0	0	0	0
Baren Poppa	26	0	0	0	6	0	0	0	0	0	0

TRADED PLAYERS

PLAYER	GP	G	A	PTS	+/-	PIM	PP	SH	GW	GT	S
Dino Ciccarelli (TB)	34	11	6	17	42	-14	3	0	2	1	104
Roman Hamrik (TB)	37	3	12	15	22	-18	1	0	0	0	86
Jamie Huscroft (TB)	44	0	3	3	122	-4	0	0	0	0	21
Bryan Marchment (TB)	22	2	4	6	43	-3	0	0	0	0	20
Jeff Norton (TB)	37	4	6	10	26	-25	4	0	0	1	41
Patrick Poulin (TB)	44	2	7	9	19	-3	0	0	0	0	45
Jeff Tome (TB)	13	1	2	3	7	-6	0	0	0	0	14
Igor Ulanov (TB)	45	2	7	9	85	-5	1	0	0	0	32
Mick Vukota (TB)	42	1	0	1	116	0	0	0	0	0	15
Jason Wiemer (TB)	67	8	9	17	132	-9	2	0	0	0	106

GOALTENDERS

GOALTENDER	GP	MIN	AVG	W	L	T	EN	SO	GA	SVS	SV%
Baren Poppa	26	1456	2.72	5	9	6	6	0	66	660	800
Corey Schwab	16	881	2.92	2	9	1	2	1	310	392	75
Mark Fitzpatrick	34	1938	3.16	7	24	1	5	1	102	975	855
Berek Wilkinson*	8	311	3.28	2	4	1	1	0	17	148	885
Zac Bierk*	13	493	4.16	1	4	1	0	0	30	210	857

1997-1998 GAME-BY-GAME RESULTS

#	OPPONENT	RESULT	RECORD	SCORERS	GOALTENDER(S)	PP	PK	SF-SA	ATTEND.
1	10/1 vs. CAR	W, 4-2	1-0-0	Ciccarelli, Renberg (p), Ciccarelli (p-gw), Renberg	Poppa	2-10	8-9	27-29	17,808
2	10/3 vs. NJ	L, 3-4	1-1-0	Zamuner (s), Wiemer, Wiemer	Poppa	0-5	3-4	21-27	15,007
3	10/5 vs. BUF	T, 1-1*	1-1-1	Selivanov	Poppa	0-3	4-4	31-30	12,198
4	10/9 @ CHI	W, 4-1	2-1-1	Bradley (p), Langkow (gw), Ulanov, Zamuner (e)	Poppa	1-6	4-4	25-25	18,035
5	10/10 @ DET	L, 0-3	2-2-1	-----	Schwab	0-3	2-3	29-36	19,983
6	10/15 @ FLA	L, 1-2	2-3-1	Dykhuis	Poppa	0-3	6-7	26-27	14,703
7	10/17 vs. PIT	L, 1-4	2-4-1	Norton (p)	Poppa	1-5	4-6	22-27	16,224
8	10/18 @ NJ	L, 0-5	2-5-1	-----	Schwab	0-4	3-5	27-29	17,103
9	10/21 @ PHI	L, 1-7	2-6-1	Ciccarelli	Poppa (3-6), Schwab (4-23)	0-5	5-8	18-29	19,346
10	10/23 @ BOS	T, 2-2*	2-6-2	Vujtek, Zamuner	Schwab	0-5	5-5	27-26	12,470

#	OPPONENT	RESULT	RECORD	SCORERS	GOALTENDER(S)	PP	PK	SF-SA	ATTEND.
11	10/24 @ NYR	L, 3-4	2-7-2	Selivanov, Poulin, Wiemer	Schwab	0-4	5-5	27-31	18,200
12	10/26 vs. LA	L, 1-3	2-8-2	Ysebaert	Poppa	0-5	3-4	31-23	13,044
13	10/28 vs. OTT	L, 2-5	2-9-2	Ysebaert (s), Ysebaert	Poppa	0-7	3-5	25-31	10,776
14	11/5 @ ANA	L, 2-5	2-10-2	Renberg, Norton (p)	Poppa	1-3	5-5	34-20	17,067
15	11/6 @ LA	L, 2-5	2-11-2	Renberg, Bradley (p)	Schwab	1-4	4-5	20-20	10,761
16	11/8 @ SJ	L, 1-3	2-12-2	Wiemer (p)	Poppa	1-7	6-6	37-25	17,191
17	11/11 @ PHX	L, 2-5	2-13-2	Hamrik, Langkow (p)	Poppa	1-6	4-4	23-28	14,524
18	11/14 vs. NYI	L, 1-4	2-14-2	Selivanov (p)	Schwab	1-4	1-3	34-18	17,284
19	11/16 @ PHI	L, 2-3	2-15-2	Selivanov, Selivanov (p)	Poppa	1-6	3-3	21-27	19,433
20	11/17 @ MTL	L, 1-4	2-16-2	Toms	Schwab	0-4	2-3	26-27	20,049
21	11/19 vs. NYR	W, 6-3	3-16-2	Wiemer (p), Renberg, Poulin, Zamuner (gw), Zamuner, Zamuner (e)	Poppa	1-6	4-7	31-24	15,135
22	11/22 vs. CGY	W, 4-3	4-16-2	Selivanov (p), Dykhuis (s), Zamuner, Zamuner (gw)	Poppa	1-4	3-3	21-23	15,176
23	11/26 vs. COL	T, 3-3*	4-16-3	Norton (p), DeBrusk, Selivanov (gt)	Poppa	1-6	4-6	30-38	15,520
24	11/28 @ CAR	L, 0-2	4-17-3	-----	Schwab	0-4	3-3	27-17	8,107
25	11/29 vs. PHI	T, 3-3*	4-17-4	Vukota, Hamrik (p), Zamuner (gt)	Poppa	1-2	1-6	26-35	16,246
26	12/3 vs. PHX	W, 2-1	5-17-4	Ysebaert, Ciccarelli (gw)	Poppa	0-1	3-3	19-27	16,196
27	12/5 @ BUF	L, 0-4	5-18-4	-----	Poppa (4-14), Schwab (0-4)	0-2	5-5	38-18	12,233
28	12/6 @ NJ	L, 2-4	5-19-4	Hamrik, Dykhuis	Schwab	0-2	3-4	22-40	17,138
29	12/10 @ DAL	L, 0-3	5-20-4	-----	Poppa	0-3	4-5	12-27	16,108
30	12/13 @ OTT	W, 3-1	6-20-4	Ulanov (p), Zamuner (gw),	Schwab	1-3	4-4	22-23	14,290
31	12/14 @ PHI	L, 0-3	6-21-4	-----	Poppa	0-4	1-6	20-31	19,412
32	12/16 @ PIT	T, 1-1*	6-21-5	Zamuner (s)	Poppa	0-1	1-2	36-20	15,415
33	12/17 vs. BOS	W, 2-0	7-21-5	Vujtek (p), Ciccarelli (e)	Schwab	0-4	4-4	16-31	13,154
34	12/20 vs. NYR	T, 2-2*	7-21-6	Langkow, Selivanov	Poppa	0-4	3-4	30-39	15,288
35	12/22 vs. STL	T, 2-2*	7-21-7	Ciccarelli, Ciccarelli (gt)	Schwab (1-7), Poppa (1-15)	0-2	2-2	30-20	13,831
36	12/23 @ NYR	L, 1-4	7-22-7	Langkow	Poppa	0-4	3-4	30-33	18,200
37	12/27 vs. BOS	L, 1-3	7-23-7	Zamuner	Poppa (0-6), Schwab (3-16)	0-1	4-5	25-22	17,190
38	12/29 vs. SJ	W, 2-1	8-23-7	Andersson, Ciccarelli (p-gw)	Wilkinson	1-4	6-6	20-30	12,826
39	12/31 vs. NYR	W, 2-0	9-23-7	Zamuner (p), Dykhuis	Schwab (0-14), Wilkinson (0-9)	0-4	4-4	24-23	13,343
40	1/2 vs. FLA	T, 2-2*	9-23-8	Selivanov, Norton (p-gt)	Wilkinson	1-3	4-5	28-27	12,642
41	1/3 vs. ANA	L, 1-4	9-24-8	Ysebaert	Wilkinson (2-12), Bierk (2-25)	0-4	4-4	25-37	14,221
42	1/7 vs. TOR	L, 2-5	9-25-8	Ciccarelli (p), Ciccarelli Bierk (2-11)	Wilkinson (3-16),	1-5	2-5	36-27	11,310
43	1/9 @ NJ	L, 1-4	9-26-8	Ciccarelli	Bierk (4-20), Wilkinson (0-7)	0-5	3-4	18-27	18,040
44	1/11 vs. PHI	L, 2-5	9-27-8	Andersson (s), Kelly (p)	Wilkinson	1-7	5-7	37-34	13,355
45	1/12 vs. MTL	L, 3-6	9-28-8	Ysebaert, Langkow, Renberg	Wilkinson (5-14), Bierk (1-17)	1-6	5-6	25-31	10,205
46	1/14 vs. NYI	L, 1-7	9-29-8	Renberg	Bierk	0-5	2-3	22-34	10,906
47	1/21 vs. WSH	L, 2-3*	9-30-8	Selivanov, Wiemer	Fitzpatrick	0-4	4-4	26-30	12,175
48	1/23 @ BUF	L, 1-4	9-31-8	Marchment	Fitzpatrick	0-3	5-5	36-36	14,012
49	1/24 @ TOR	L, 2-5	9-32-8	Langkow, Andersson	Fitzpatrick	1-3	2-4	17-32	15,726
50	1/26 @ OTT	L, 1-2	9-33-8	Richer	Fitzpatrick	0-2	2-3	27-32	13,804
51	1/28 vs. CAR	L, 2-3	9-34-8	Marchment, Kelly	Fitzpatrick	0-1	3-3	30-35	10,815
52	1/31 @ FLA	L, 0-2	9-35-8	-----	Fitzpatrick	0-6	4-4	27-33	14,703
53	2/2 vs. BUF	L, 3-7	9-36-8	Zamuner, Cross (s), Peterson	Fitzpatrick (6-22), Bierk (1-10)	0-6	4-4	38-32	10,137
54	2/4 @ CAR	T, 3-3*	9-36-9	Peterson, Renberg (s), Tucker	Fitzpatrick	0-3	5-6	24-44	8,304
55	2/5 vs. DET	L, 4-5 @ 37-9	9-37-9	Cross, Y					

1996-1997 STATS

1996-1997 INDIVIDUAL SCORING (32-40-10, 74 pts., 6th Atlantic Division)

PLAYERS

PLAYER	GP	G	A	PTS	PIM	+/-	PP	SH	GW	GT	S
Chris Gratton	82	30	32	62	201	-28	9	0	4	0	230
Dino Ciccarelli	77	35	25	60	116	-11	12	0	6	0	229
John Cullen	70	18	37	55	95	-14	5	0	2	1	116
Rob Zamuner	82	17	33	50	56	3	0	4	3	0	216
Roman Hamrik	79	12	28	40	57	-29	6	0	0	1	238
Shawn Burr	74	14	21	35	106	5	1	0	3	0	128
Alex Selivanov	69	15	18	33	61	-3	3	0	4	0	187
Daymond Langkow*	79	15	13	28	35	1	3	1	1	1	170
Patrick Poulin	73	12	14	26	56	-16	2	3	1	0	124
Bill Houlder	79	4	21	25	30	16	0	0	2	0	116
Brian Bradley	35	7	17	24	16	2	1	2	1	0	93
Mikael Andersson	70	5	14	19	8	1	0	3	1	0	102
Jeff Norton (TOT)	75	2	16	18	58	-7	0	0	0	0	81
(TB)	13	0	5	5	16	0	0	0	0	0	13
(EDM)	62	2	11	13	42	-7	0	0	0	0	68
Paul Ysebaert	39	5	12	17	4	1	2	0	0	0	91
Jason Wiener	63	9	5	14	134	-13	2	0	0	0	103
David Shaw	57	1	10	11	72	1	0	0	0	0	59
Jeff Toms*	34	2	8	10	10	2	0	0	1	0	53
Cory Cross	72	4	5	9	95	6	0	0	2	0	75
Igor Ulanov	59	1	7	8	108	2	0	0	0	1	56
Rudy Poeschek	60	0	6	6	120	-3	0	0	0	0	30
Jamie Huscroft (TOT)	52	0	5	5	151	-2	0	0	0	0	40
(TB)	13	0	1	1	34	-4	0	0	0	0	7
(CGY)	39	0	4	4	117	2	0	0	0	0	33
Brant Myhres*	47	3	1	4	136	1	0	0	1	0	13
Brent Peterson*	17	2	0	2	4	-4	0	0	0	0	11
Corey Schwab*	31	0	1	1	10	0	0	0	0	0	0
Rick Tabaracci (TOT)	62	0	1	1	12	0	0	0	0	0	0
(TB)	55	0	1	1	12	0	0	0	0	0	0
(CGY)	7	0	0	0	0	0	0	0	0	0	0
Allan Egeland	4	0	0	0	5	-3	0	0	0	0	1
Derek Wilkinson*	5	0	0	0	0	0	0	0	0	0	0
Daren Puppa	6	0	0	0	2	0	0	0	0	0	0
Paul Brousseau*	6	0	0	0	0	-4	0	0	0	0	3
Jay Wells	21	0	0	0	13	-3	0	0	0	0	16

TRADED PLAYERS

PLAYER	GP	G	A	PTS	+/-	PIM	PP	SH	GW	GT	S
Drew Bannister (TB)	64	4	13	17	44	-21	1	0	0	0	57
Brian Bellows (TB)	7	1	2	3	0	-4	0	0	0	0	17
Aaron Gavey (TB)	16	1	2	3	12	-1	0	0	0	0	8
Craig Wolanin (TB)	15	0	0	0	8	-9	0	0	0	0	12

GOALTENDERS

GOALTENDER	GP	MIN	AVG	W	L	T	EN	SO	GA	SVS	SV%
Daren Puppa	6	325	2.58	1	1	2	1	0	14	150	.907
Rick Tabaracci (TOT)	62	3373	2.70	22	29	6	5	5	152	1570	.903
(TB)	55	3012	2.75	20	25	6	5	4	138	1415	.902
(CGY)	7	361	2.33	2	4	0	0	1	14	155	.910
Corey Schwab*	31	1462	3.04	11	12	1	2	2	74	719	.897
Derek Wilkinson*	5	169	4.26	0	2	1	1	0	12	72	.830

1996-1997 GAME-BY-GAME RESULTS

#	OPPONENT	RESULT	RECORD	SCORERS	GOALTENDER(S)	PP	PK	SF-SA	ATTEND.
1	10/5 @ PIT	W, 4-3*	1-0-0	Zamuner, Ciccarelli, Cullen, Burr (gw)	Puppa	0-5	1-1	43-24	17,204
2	10/11 @ WSH	L, 2-6	1-1-0	Gavey, Bradley	Schwab (5-30), Wilkinson (1-1)	0-7	5-7	23-31	11,796
3	10/12 @ TOR	W, 7-4	2-1-0	Burr, Selivanov, Gratton, Gratton, Bradley (gw), Cullen, Gratton (e)	Schwab	0-4	3-3	38-33	15,726
4	10/15 @ BUF	W, 4-0	3-1-0	Ciccarelli (p-gw), Ciccarelli, Bannister, Wiemer	Schwab	1-5	6-6	30-22	13,371
5	10/20 vs. NYR	W, 5-2	4-1-0	Bradley, Ciccarelli, Selivanov (gw), Hamrik (p), Gratton (e)	Schwab	1-4	3-4	34-26	20,543+
6	10/22 @ NYI	W, 6-3	5-1-0	Selivanov, Poulin, Cullen, Ciccarelli (p-gw), Bradley (p) Bradley (s-e)	Schwab	2-3	2-3	29-16	7,081
7	10/24 vs. OTT	L, 2-5	5-2-0	Burr, Cullen	Schwab	0-5	6-6	34-28	16,286
8	10/26 vs. NJ	L, 1-4	5-3-0	Burr	Schwab	0-1	3-3	31-30	16,297
9	10/29 vs. CHI	T, 2-2*	5-3-1	Ciccarelli (p), Ciccarelli	Schwab	1-5	5-5	35-40	15,200
10	10/31 vs. PHI	L, 3-4	5-4-1	Bradley, Ciccarelli, Bellows	Schwab	0-4	5-5	28-23	14,007
11	11/2 @ NJ	L, 1-2	5-5-1	Andersson	Schwab	0-4	5-7	28-26	14,991
12	11/4 @ NYR	W, 5-3	6-5-1	Wiemer (p), Ciccarelli (p), Hamrik Selivanov (gw), Ciccarelli (e)	Schwab	2-6	5-6	38-44	18,200
13	11/6 vs. WSH	L, 1-2	6-6-1	Bannister	Schwab	0-4	3-3	17-26	14,609

#	OPPONENT	RESULT	RECORD	SCORERS	GOALTENDER(S)	PP	PK	SF-SA	ATTEND.
14	11/8 vs. PIT	T, 5-5*	6-6-2	Poulin, Ciccarelli (p), Ciccarelli, Ciccarelli (p), Cullen (p-gt)	Schwab (4-13), Wilkinson (1-20)	3-9	2-5	42-33	19,675
15	11/10 @ DET	L, 2-4	6-7-2	Peterson, Poulin (s)	Wilkinson	0-5	1-4	33-23	19,983
16	11/14 @ STL	L, 3-5	6-8-2	Peterson, Gratton (p), Selivanov, Gratton (p), Zamuner	Schwab (4-27), Wilkinson (1-1)	1-5	2-3	25-28	14,615
17	11/16 @ NJ	L, 3-6	6-9-2	Langkow (gw), Cullen, Zamuner (s)	Wilkinson	1-2	1-2	28-28	18,024
18	11/19 vs. LA	W, 3-0	7-9-2	Ciccarelli	Schwab	0-6	5-5	34-31	16,456
19	11/23 vs. PHI	L, 1-2	7-10-2	Gratton, Zamuner	Schwab	0-3	6-7	21-34	19,886+
20	11/25 @ MTL	L, 2-4	7-11-2	-----	Tabaracci	0-6	4-5	41-30	20,685
21	11/27 vs. BUF	L, 0-3	7-12-2	-----	Tabaracci	0-5	3-3	32-20	16,360
22	11/29 vs. DAL	L, 1-2	7-13-2	Burr	Tabaracci	0-5	1-2	30-22	17,061
23	11/30 vs. HFD	L, 3-6	7-14-2	Myhres, Burr (p), Zamuner	Schwab	1-6	3-6	28-30	16,375
24	12/4 @ ANA	L, 1-3	7-15-2	Hamrik	Tabaracci	0-3	3-3	24-38	15,838
25	12/5 @ LA	W, 2-1	8-15-2	Poulin, Selivanov (p-gw)	Tabaracci	1-3	5-6	32-29	11,610
26	12/7 @ SJ	W, 4-3	9-15-2	Selivanov, Poulin (s), Zamuner, Cross (gw)	Tabaracci	1-5	1-1	28-23	17,442
27	12/12 vs. EDM	T, 2-2*	9-15-3	Zamuner, Hamrik (p-gt)	Tabaracci	1-6	0-2	44-34	13,925
28	12/14 vs. NYI	W, 4-1	10-15-3	Gratton (p), Burr (gw), Selivanov, Gratton	Tabaracci	3-6	3-3	36-18	16,230
29	12/16 @ MTL	W, 4-2	11-15-3	Cullen, Gratton, Andersson (gw), Gratton (e)	Tabaracci	0-3	4-4	41-24	20,240
30	12/18 @ BUF	L, 3-5	11-16-3	Hamrik, Ciccarelli, Bannister	Tabaracci	0-3	2-2	32-25	13,549
31	12/19 @ BOS	L, 0-3	11-17-3	-----	Tabaracci	0-4	5-5	34-25	14,636
32	12/21 @ HFD	L, 5-6*	11-18-3	Ciccarelli (p), Bradley, Cullen, Poulin (p), Langkow	Schwab (3-13), Tabaracci (3-22)	2-5	5-7	32-35	12,082
33	12/23 vs. WSH	L, 1-3	11-19-3	Langkow	Tabaracci	0-2	4-5	24-34	17,536
34	12/26 vs. FLA	T, 3-3*	11-19-4	Poulin (p), Langkow, Langkow (s)	Tabaracci	1-4	3-4	34-38	20,150+
35	12/28 vs. MTL	T, 4-4*	11-19-5	Ciccarelli (p), Selivanov, Toms, Cullen (p)	Tabaracci	2-3	4-6	34-33	18,779
36	12/31 vs. NYR	W, 4-2	12-19-5	Gratton (p), Selivanov, Cullen (p-gw), Hamrik (e)	Tabaracci	2-3	3-4	33-27	19,807*
37	1/3 vs. ANA	W, 3-2	13-19-5	Ciccarelli (p), Langkow, Gratton (gw)	Tabaracci	1-2	3-3	38-26	17,769
38	1/4 @ PIT	L, 3-7	13-20-5	Gratton, Langkow, Bannister (p)	Tabaracci (2-4), Schwab (5-20)	1-4	3-5	31-24	17,270
39	1/6 @ OTT	W, 4-3	14-20-5	Selivanov, Langkow, Burr, Houlder (gw)	Tabaracci	0-3	4-5	26-25	11,329
40	1/8 @ NYR	W, 4-3	15-20-5	Gratton (p), Zamuner, Burr, Poulin (gw)	Tabaracci	1-3	1-2	31-35	18,200
41	1/9 @ PHI	W, 3-1	16-20-5	Poulin, Ciccarelli (gw), Poulin (e)	Schwab	0-4	6-6	31-31	19,106
42	1/11 vs. NYI	T, 4-4*	16-20-6	Zamuner, Andersson, Cullen, Ulanov (gt)	Tabaracci	0-2	1-5	36-26	19,783+
43	1/13 @ CHI	W, 2-0	17-20-6	Cullen (gw), Zamuner	Tabaracci	0-3	0-5	26-27	17,820
44	1/15 @ COL	L, 2-4	17-21-6	Ysebaert, Langkow (p)	Tabaracci	1-5	4-6	29-33	16,061
45	1/21 vs. COL	W, 3-2*	18-21-6	Selivanov, Gratton, Houlder (gw)	Tabaracci	0-5	2-2	42-17	18,608
46	1/25 @ FLA	L, 2-3	18-22-6	Burr, Houlder	Tabaracci (3-12), Schwab (0-6)	0-3	2-2	30-18	14,703
47	1/27 @ OTT	L, 3-5	18-23-6	Burr, Burr, Hamrik	Tabaracci	1-4	7-8	27-31	13,283
48	1/30 vs. MTL	L, 1-4	18-24-6	Cullen	Schwab	0-3	4-4	31-36	17,328
49	2/1 vs. BOS	L, 0-3	18-25-6	-----	Tabaracci	0-5	3-3	25-27	17,517
50	2/4 @ PHX	W, 2-0	19-25-6	Gratton (gw), Wiemer	Tabaracci	0-2	4-4	19-21	14,403
51	2/5 @ DAL	L, 0-4	19-26-6	-----	Tabaracci	0-0	0-1	28-31	15,568
52	2/8 vs. BUF	L, 1-3	19-27-6	Hamrik	Tabaracci	1-5	3-4	32-25	18,382
53	2/12 @ FLA	L, 2-5	19-28-6	Cross, Ciccarelli	Tabaracci	0-4	5-7	22-34	14,703
54	2/14 @ WSH	L, 4-5*	19-29-6	Ciccarelli, Cullen, Houlder, Ysebaert (p)	Puppa (4-18), Tabaracci (1-6)	1-4	3-5	25-24	18,130
55	2/15 vs. WSH	W, 4-1	20-29-6	Ciccarelli, Cross (gw), Poulin, Wiemer (p)	Tabaracci	1-5	10-10	24-39	17,656
56	2/17 vs. DET	T, 3-3*	20-29-7	Shaw, Zamuner, Langkow (gt)	Tabaracci	0-4	4-5	29-35	19,579
57	2/20 vs. PHI	W, 5-2	21-29-7	Langkow (p), Gratton, Ciccarelli (gw), Hamrik, Wiemer (e)	Tabaracci	1-6	6-7	40-30	18,401
58	2/22 vs. NJ	W, 3-1	22-29-7	Selivanov (p), Gratton (gw), Ciccarelli (e)	Tabaracci	1-3	3-3	25-26	15,002
59	2/23 vs. SJ	W, 4-3	23-29-7	Wiemer, Hamrik, Wiemer, Myhres (gw)	Tabaracci (2-11), Schwab (1-15)	0-4	5-5	33-26	15,580
60	2/25 vs. STL	W, 3-2	24-29-7	Andersson, Langkow, Ciccarelli (p-gw)	Tabaracci	1-3	3-3	29-35	16,439
61	2/27 @ BOS	L, 2-6	24-30-7	Langkow, Gratton	Tabaracci (3-13), Schwab (3-17)	0-5	3-4	33-30	14,589
62	3/1 vs. FLA	W, 2-0	25-30-7	Gratton (p-gw), Ciccarelli	Tabaracci	1-7	5-5	30-24	19,517
63	3/4 @ NYI	W, 6-3	26-30-7	Ciccarelli, Gratton, Cullen (p), Zamuner (gw), Ciccarelli, Gratton (e)	Tabaracci	1-4	4-4	28-31	10,253
64	3/6 vs. PHX	L, 0-5	26-31-7	-----	Tabaracci (4-22), Schwab (1-12)	0-3	3-5	30-34	15,335
65	3/8 vs. BOS	L, 4-6	26-32-7	Ysebaert, Ciccarelli (p), Hamrik (p), Langkow (p)	Tabaracci	3-8	5-5	34-27	16,138
66	3/9 vs. CGY	W, 2-1*	27-32-7	Hamrik (p), Zamuner (gw)	Schwab	1-5	5-5	34-45	15,636
67	3/13 vs. NYI	L, 0-3	27-33-7	-----	Schwab (3-13), Tabaracci (0-19)	0-5	4-5	24-32	17,414
68	3/15 vs. VAN	L, 2-5	27-34-7	Ciccarelli, Wiemer	Tabaracci	0-6	6-6	39-48	16,747
69	3/16 vs. TOR	L, 1-3	27-35-7	Myhres	Tabaracci	0-4	2-2	40-25	16,843
70	3/19 @ EDM	L, 1-3	27-36-7	Zamuner (

1995-1996 STATS

1995-1996 INDIVIDUAL SCORING (38-32-12, 88 pts., 6th Atlantic Division, Conf. Quarterfinals)

PLAYERS

PLAYER	GP	G	A	PTS	PIM	+/-	PP	SH	GW	GT	S
Brian Bradley	75	23	56	79	77	-11	9	0	5	0	189
Roman Hamrik	82	16	49	65	103	-24	12	0	2	3	281
Alex Selivanov	79	31	21	52	93	3	13	0	5	2	215
Petr Klima	67	22	30	52	68	-25	8	0	3	2	164
John Cullen	76	16	34	50	65	1	8	0	3	0	152
Brian Bellows	79	23	26	49	39	-14	13	0	4	0	190
Chris Gratton	82	17	21	38	105	-13	7	0	3	0	183
Rob Zamuner	72	15	20	35	62	11	0	3	4	0	152
Paul Ysebaert	55	16	15	31	16	-19	4	1	1	0	135
Shawn Burr	81	13	15	28	119	4	1	0	2	0	122
Bill Houlder	61	5	23	28	22	1	3	0	0	1	90
Mikael Andersson	64	8	11	19	2	-9	0	0	1	0	104
Jason Wiemer	66	9	9	18	81	0	4	0	1	0	89
Patrick Poulin (TOT)	46	7	9	16	16	7	1	0	0	1	51
(TB)	8	0	1	1	0	0	0	0	0	0	11
(CHI)	38	7	8	15	16	7	1	0	0	1	40
Cory Cross	75	2	14	16	66	4	0	0	0	0	57
Aaron Gavey*	73	8	4	12	56	-6	1	1	2	0	65
Michel Petit (TOT)	54	4	8	12	135	-11	0	0	1	0	68
(TB)	45	4	7	11	108	-10	0	0	1	0	56
(LA)	9	0	1	1	27	-1	0	0	0	0	12
Igor Ulanov (TOT)	64	3	9	12	116	11	0	0	1	0	37
(TB)	11	2	1	3	24	-1	0	0	1	0	13
(CHI)	53	1	8	9	92	12	0	0	0	0	24
David Shaw	66	1	11	12	64	5	0	0	0	0	90
John Tucker	63	3	7	10	18	-8	0	1	0	0	53
Rudy Poeschek	57	1	3	4	88	-2	0	0	0	0	36
Adrien Plavsic	7	1	2	3	6	5	0	0	0	0	4
Daymond Langkowl*	4	0	1	5	0	-1	0	0	0	0	4
Drew Bannister*	13	0	1	1	4	-1	0	0	0	0	10
Daren Puppa	57	0	1	1	4	0	0	0	0	0	0
Jeff Toms*	1	0	0	0	0	0	0	0	0	0	1
Derek Wilkinson*	4	0	0	0	2	0	0	0	0	0	0
Allan Egeland*	5	0	0	0	2	0	0	0	0	0	1
J.C. Bergeron	12	0	0	0	0	0	0	0	0	0	0
Chris Lipuma	21	0	0	0	13	-7	0	0	0	0	8
Jeff Reese	26	0	0	0	0	0	0	0	0	0	0

TRADED PLAYERS

PLAYER	GP	G	A	PTS	+/-	PIM	PP	SH	GW	GT	S
Eric Charron (TB)	14	0	0	0	18	-6	0	0	0	0	11
Enrico Ciccone (TB)	55	2	3	5	258	-4	0	0	0	0	48
Steven Finn (TB)	16	0	0	0	24	-6	0	0	0	0	12
Bob Halkidis (TB)	3	0	0	0	7	-1	0	0	0	0	0

GOALTENDERS

GOALTENDER	GP	MIN	AVG	W	L	T	EN	SO	GA	SVS	SV%
Daren Puppa	57	3189	2.46	29	16	9	2	5	131	1605	.918
Jeff Reese (TOT)	26	1289	3.22	9	10	1	2	1	68	634	.893
(TB)	19	994	3.26	7	7	1	2	0	54	464	.884
(HFD)	7	275	3.05	2	3	0	0	1	14	170	.918
J.C. Bergeron	12	595	4.24	2	6	2	2	0	42	250	.832
Derek Wilkinson*	4	200	4.50	0	3	0	0	0	15	105	.857

1995-1996 GAME-BY-GAME RESULTS

#	OPPONENT	RESULT	RECORD	SCORERS	GOALTENDER(S)	PP	PK	SF-SA	ATTEND.
1	10/7 vs. CGY	T, 3-3*	0-0-1	Klima (p), Gratton (p), Selivanov (p)	Puppa	3-8	5-6	32-24	22,735
2	10/12 vs. MTL	W, 3-1	1-0-1	Klima (p), Klima (gw), Cullen	Puppa	1-9	9-10	30-35	15,139
3	10/14 @ WSH	L, 0-2	1-1-1	-----	Bergeron	0-7	5-5	21-27	9,223
4	10/15 vs. DTT	L, 4-7	1-2-1	Burr, Selivanov, Klima (p), Cullen (p)	Puppa	2-6	4-7	34-32	13,488
5	10/17 @ WPG	L, 2-5	1-3-1	Ysebaert, Gratton	Bergeron (4-20), Puppa (1-1)	0-4	2-3	36-21	6,770
6	10/19 @ CHI	W, 4-1	2-3-1	Selivanov, Gratton (p-gw), Ysebaert, Gratton	Puppa	1-6	6-7	24-25	16,197
7	10/21 @ PIT	T, 3-3*	2-3-2	Gavey (s), Gratton (p), Houlder (gt)	Puppa	1-4	8-9	38-30	16,789
8	10/26 vs. DAL	T, 4-4*	2-3-3	Bellows (p), Selivanov, Bellows (p), Selivanov (p)	Puppa	3-7	7-7	32-46	19,417
9	10/28 vs. WSH	L, 2-4	2-4-3	Burr, Cross	Puppa	0-8	8-9	26-30	19,606
10	10/31 @ PHI	T, 2-2*	2-4-4	Bradley, Klima (p-gt)	Puppa	1-5	2-9	29-43	16,936
11	11/1 @ PIT	L, 0-10	2-5-4	-----	Bergeron (17-27), Puppa (0-0)	0-6	2-7	27-27	15,084
12	11/3 vs. NYI	W, 5-3	3-5-4	Burr, Ysebaert (p), Klima (p), Bellows (gw), Klima (e)	Puppa	2-2	4-6	23-25	9,073
13	11/5 @ FLA	L, 1-4	3-6-4	Selivanov	Puppa	0-4	4-4	26-33	11,252
14	11/8 @ NYR	L, 4-5	3-7-4	Bellows (p), Hamrik (p), Selivanov (p), Zamuner	Wilkinson	3-8	5-6	27-34	18,200
15	11/10 vs. EDM	L, 3-4*	3-8-4	Bradley (p), Ysebaert (p), Bellows (p)	Wilkinson	3-6	6-6	34-37	20,361
16	11/12 vs. BUF	L, 4-6	3-9-4	Burr, Klima, Bellows, Selivanov (p)	Wilkinson	1-4	5-6	34-34	16,856

#	OPPONENT	RESULT	RECORD	SCORERS	GOALTENDER(S)	PP	PK	SF-SA	ATTEND.
17	11/14 vs. BOS	W, 5-3	4-9-4	Gratton, Ysebaert, Selivanov, Burr (gw), Selivanov	Puppa	0-3	3-3	35-29	17,885
18	11/16 vs. TOR	L, 4-5*	4-10-4	Bradley, Bellows (p), Ysebaert, Gratton (p)	Puppa	2-7	7-7	37-34	15,042
19	11/18 vs. VAN	W, 5-4*	5-10-4	Hamrik (p), Bradley (p), Ysebaert (p), Selivanov (p), Klima (gw)	Puppa	4-8	3-4	31-47	15,528
20	11/22 vs. NJ	W, 3-1	6-10-4	Bradley, Klima (gw), Gratton (p)	Puppa	1-4	8-9	26-29	16,243
21	11/24 @ WSH	W, 2-1	7-10-4	Burr, Ysebaert (gw)	Puppa	0-2	4-4	27-15	15,117
22	11/25 @ NYI	W, 2-1	8-10-4	Tucker (s), Bellows (p-gw)	Puppa	1-4	6-6	38-30	11,871
23	11/27 vs. LA	W, 2-0	9-10-4	Selivanov (gw), Selivanov	Puppa	0-2	4-4	40-45	16,415
24	11/29 vs. HFD	T, 2-2*	9-10-5	Houlder, Hamrik (p-gt)	Puppa (2-12), Bergeron (0-22)	1-7	4-5	35-34	15,203
25	12/1 @ NJ	L, 1-5	9-11-5	Selivanov	Bergeron	0-4	4-5	25-27	14,289
26	12/3 vs. PIT	L, 4-5	9-12-5	Hamrik (p), Ysebaert, Selivanov, Zamuner	Bergeron	1-8	3-4	36-22	16,466
27	12/6 vs. ANA	W, 2-1	10-12-5	Hamrik (p), Selivanov (p-gw)	Bergeron	2-6	7-7	43-18	17,260
28	12/8 vs. BOS	W, 3-1	11-12-5	Klima (p), Gavey (p-gw), Ysebaert	Reese	2-5	4-4	33-25	16,285
29	12/11 @ BUF	W, 6-1	12-12-5	Burr (p), Zamuner (s-gw), Ysebaert (p), Gratton	Reese	3-7	0-9	37-22	5,442
30	12/13 @ HFD	W, 3-2	13-12-5	Bradley, Klima, Petit (gw)	Reese	0-4	7-7	30-22	7,547
31	12/14 @ PHI	L, 0-4	13-13-5	-----	Reese	0-5	6-7	18-31	17,163
32	12/16 vs. FLA	L, 2-7	13-14-5	Ysebaert (s), Ysebaert	Reese	0-3	5-8	27-37	16,241
33	12/19 vs. WPG	W, 6-3	14-14-5	Bradley (p), Cross, Gavey, Gratton (p-gw), Gavey, Cullen	Reese	2-9	5-7	43-23	16,581
34	12/21 vs. NJ	T, 2-2*	14-14-6	Ysebaert, Hamrik (gt)	Reese	0-4	5-6	36-25	18,878
35	12/23 @ BOS	L, 5-7	14-15-6	Wiemer, Selivanov (p), Zamuner, Klima, Hamrik (p)	Reese (5-22), Bergeron (1-12)	2-5	4-6	24-35	17,565
36	12/28 vs. MTL	W, 3-1	15-15-6	Cullen, Bellows (p-gw), Zamuner (e)	Reese (0-3), Bergeron (1-24)	1-4	5-5	26-27	26,415*
37	12/31 @ OTT	W, 3-0	16-15-6	Bradley (p-gw), Hamrik, Zamuner (e)	Puppa	1-5	0-6	26-18	8,522
38	1/2 @ CGY	L, 0-10	16-16-6	-----	Puppa (4-12), Bergeron (6-16)	0-6	2-5	32-28	16,893
39	1/3 @ EDM	W, 5-0	17-16-6	Cullen (p-gw), Klima, Klima, Petit, Zamuner	Puppa	1-3	5-5	39-28	9,934
40	1/6 @ VAN	L, 2-9	17-17-6	Klima, Klima (p) Bergeron (5-17)	Puppa (4-18),	1-4	4-5	26-35	17,522
41	1/8 @ MTL	T, 3-3*	17-17-7	Selivanov, Bellows (p), Selivanov (gt)	Bergeron	1-3	3-4	28-19	16,332
42	1/13 vs. OTT	W, 4-1	18-17-7	Klima, Selivanov (p-gw), Bradley, Zamuner (s)	Puppa	1-4	1-5	41-24	21,829
43	1/15 @ NYI	L, 2-3	18-18-7	Selivanov (p), Bellows (p)	Puppa	2-7	4-5	28-40	11,428
44	1/17 vs. SJ	W, 6-4	19-18-7	Selivanov (p), Gavey, Andersson, Andersson, Bradley (gw), Gavey	Puppa	1-3	4-5	31-34	18,546
45	1/22 @ MTL	W, 4-1	20-18-7	Petit, Bradley (p-gw), Petit, Andersson	Puppa	1-4	7-7	26-39	16,365
46	1/25 @ BOS	L, 3-4	20-19-7	Cullen, Shaw, Hamrik (p)	Puppa	1-2	1-2	32-31	17,382
47	1/27 @ STL	L, 1-2	20-20-7	Gratton	Puppa	0-5	5-5	24-35	18,862
48	1/31 vs. PIT	W, 4-1	21-20-7	Bradley, Cullen (gw), Cullen (p), Gratton	Puppa	1-5	4-5	37-24	24,345
49	2/3 vs. FLA	L, 3-5	21-21-7	Houlder (p), Zamuner (s), Cullen	Reese	1-5	3-6	29-24	20,828
50	2/4 @ BUF	W, 5-2	22-21-7	Wiemer (p), Cullen (p), Gratton (gw), Burr, Zamuner	Puppa	2-6	5-6	33-28	4,244
51	2/7 @ COL	T, 4-4*	22-21-8	Selivanov, Cullen (p), Andersson, Klima	Puppa	1-4	4-5	22-38	16,061
52	2/10 vs. DET	L, 2-3*	22-22-8	Wiemer (p), Andersson	Puppa	1-5	2-4	30-22	22,636
53	2/11 vs. NYR	L, 2-6	22-23-8	Klima, Bellows	Reese	0-5	5-7	30-27	22,708
54	2/13 vs. STL	L, 2-3	22-24-8	Wiemer (p), Bradley (p)	Puppa	2-4	3-3	20-39	14,656
55	2/15 vs. COL	W, 4-2	23-24-8	Klima, Bellows, Selivanov (gw), Gratton (p)	Reese	1-4	5-5	39-24	15,137
56	2/17 vs. PHI	W, 5-2	24-24-8	Bradley, Hamrik (p), Zamuner (gw), Burr, Bradley	Reese	1-5	5-5	29-26	21,007
57	2/19 vs. DAL	W, 4-2	25-24-8	Hamrik (p), Andersson, Zamuner (gw), Bradley (e)	Puppa	1-4	6-6	37-31	16,968
58	2/21 @ TOR	W, 3-2*	26-24-8	Houlder (p), Zamuner, Bellows (gw)	Puppa	1-5	4-4	47-31	15,746
59	2/23 @ NYI	W, 3-2*	27-24-8	Cullen (p), Cullen, Zamuner (gw)	Puppa	1-10	5-5	43-21	11,776
60	2/24 @ DET	L, 0-2	27-25-8	-----	Reese	0-2	4-5	25-29	19,983
61	2/28 @ LA	W, 5-1	28-25-8	Burr, Bradley (gw), Gratton, Plavsic, Ciccone	Puppa	0-1	4-4	35-32	11,405
62	3/1 @ SJ	W, 7-3	29-25-8	Bellows, Bellows (p), Wiemer (p), Wiemer (gw), Wiemer, Bellows, Tucker	Puppa	2-3	2-3	34-23	17,190
63	3/3 @ ANA	T, 2-2*	29-25-9	Houlder (p), Bradley (p)	Puppa	2-5	1-5	23-23	17,174
64	3/5 vs. CHI	W, 2-0	30-25-9	Hamrik (gw), Hamrik (p)	Puppa	1-7	4-4	30-20	18,008
65	3/7 vs. NYR	W, 5-2	31-25-9	Bellows, Bellows (p), Tucker	Reese (2-19), Wilkinson (0-7)	2-5	3-5	33-26	18,090
66	3/10 vs. WSH	W, 1-0	32-25-9	Cullen (gw)	Puppa	0-3	2-2	18-28	21,323
67	3/13 @ PHI	T, 1-1*	32-25-10	Burr	Puppa	0-6	7-8	24-43	17,380
68	3/15 @ NYI	L, 0-5	32-26-10	-----	Puppa (4-21), Reese (1-17)	0-2	0-2	32-38	18,328
69	3/17 @ OTT	L, 0-5	32-27-10	-----	Puppa				

1994-1995 STATS

1994-1995 INDIVIDUAL SCORING (17-28-3, 37 pts., 6th Atlantic Division)

PLAYERS PLAYER	GP	G	A	PTS	PIM	+/-	PP	SH	GW	GT	S
Brian Bradley	46	13	27	40	42	-6	3	0	2	0	111
Paul Ysebaert (TOT)	44	12	16	28	18	3	0	0	1	0	93
(TB)	29	8	11	19	12	-1	0	0	0	0	70
(CHI)	15	4	5	9	6	4	0	0	1	0	23
Chris Gratton	46	7	20	27	89	-2	2	0	0	0	91
Petr Klima	47	13	13	26	26	-13	4	0	3	0	75
John Tucker	46	12	13	25	14	-10	2	0	1	0	81
Roman Hamrik	48	12	11	23	86	-18	7	1	2	0	134
Alexander Semak (TOT)	41	7	11	18	25	-7	0	0	1	0	71
(TB)	22	5	5	10	12	-3	0	0	1	0	39
(NJ)	19	2	6	8	13	-4	0	0	0	0	32
Alex Selivanov*	43	10	6	16	14	-2	4	0	3	0	94
Rob Zamuner	43	9	6	15	24	-3	0	3	1	0	74
Marc Bureau	48	2	12	14	30	-8	0	1	0	1	72
Mikael Andersson	36	4	7	11	4	-3	0	0	0	0	36
Enrico Ciccone	41	2	4	6	225	3	0	0	0	0	43
Marc Bergevin	44	2	4	6	51	-6	0	1	0	0	32
Cory Cross*	43	1	5	6	41	-6	0	0	1	0	35
Bob Halkidis (TOT)	31	1	4	5	46	-10	0	0	0	0	25
(TB)	27	1	3	4	40	-12	0	0	0	0	25
(DET)	4	0	1	1	6	2	0	0	0	0	0
Jason Wiemer*	36	1	4	5	44	-2	0	0	0	0	10
Eric Charron*	45	1	4	5	26	1	0	0	0	0	33
Adrien Plavsic (TOT)	18	2	2	4	8	8	0	0	0	0	35
(TB)	15	2	1	3	4	5	0	0	0	0	24
(VAN)	3	0	1	1	4	3	0	0	0	0	11
Brantt Myhres*	15	2	0	2	81	-2	0	0	1	0	4
Rudy Poeschek	25	1	1	2	92	0	0	0	0	0	14
Ben Hankinson* (TOT)	26	0	2	2	13	-5	0	0	0	0	26
(TB)	18	0	2	2	6	1	0	0	0	0	18
(NJ)	8	0	0	0	7	-6	0	0	0	0	8
Brent Gretzky*	3	0	1	1	0	-2	0	0	0	0	1
Daren Puppa	36	0	1	1	2	0	0	0	0	0	0
Gerard Gallant	1	0	0	0	0	0	0	0	0	0	1
Chris Lipuma	1	0	0	0	0	2	0	0	0	0	1
J.C. Bergeron	17	0	0	0	2	0	0	0	0	0	0

TRADED PLAYERS

PLAYER	GP	G	A	PTS	+/-	PIM	PP	SH	GW	GT	S
Shawn Chambers (TB)	24	2	12	14	6	0	1	0	0	0	44
Danton Cole (TB)	26	3	3	6	6	-1	1	0	0	0	56
Jim Cummins (TB)	10	1	0	1	41	-3	0	0	1	0	3
Denis Savard (TB)	31	6	11	17	10	-6	1	0	1	0	56
Rich Sutter (TB)	4	0	0	0	0	0	0	0	0	0	3

GOALTENDERS

GOALTENDER	GP	MIN	AVG	W	L	T	EN	SO	GA	SVS	SV%
Daren Puppa	36	2013	2.68	14	19	2	4	1	90	946	.905
J.C. Bergeron	17	883	3.33	3	9	1	1	1	49	374	.869

1994-1995 GAME-BY-GAME RESULTS

#	OPPONENT	RESULT	RECORD	SCORERS	GOALTENDER(S)	PP	PK	SF-SA	ATTEND.
1	1/20 vs. PIT	L, 3-5	0-1-0	Selivanov, Poeschek, Bergevin (s)	Puppa	0-0	0-0	33-30	26,387+
2	1/22 vs. BUF	L, 2-5	0-2-0	Klima, Cole (p)	Bergeron	1-5	4-5	27-19	22,952
3	1/25 vs. FLA	W, 3-2	1-2-0	Tucker, Bradley (p), Hamrik (s-gw)	Puppa	1-5	2-4	29-28	20,277
4	1/26 @ FLA	L, 2-4	1-3-0	Klima, Cole	Puppa	0-2	2-3	35-22	13,147
5	1/28 @ NYI	W, 4-1	2-3-0	Tucker, Bradley (gw), Klima, Klima	Puppa	1-4	6-6	22-24	11,808
6	1/31 vs. MTL	W, 4-1	3-3-0	Zamuner, Hamrik (gw), Gratton, Tucker (e)	Puppa	0-3	4-5	30-20	15,411
7	2/2 @ NYR	T, 3-3*	3-3-1	Klima, Hamrik, Bureau (s-gt)	Puppa	0-5	3-3	28-29	18,200
8	2/4 @ PIT	L, 3-6	3-4-1	Tucker, Hamrik (p), Chambers	Bergeron	1-3	2-3	40-25	15,716
9	2/5 @ BUF	L, 1-2	3-5-1	Klima	Puppa	0-5	4-4	16-32	13,133
10	2/7 vs. NYI	W, 5-2	4-5-1	Gratton, Zamuner (s), Selivanov (gw), Bergevin, Hamrik	Puppa	0-5	6-7	16-32	16,036
11	2/10 vs. HFD	W, 4-3	5-5-1	Bradley, Andersson, Selivanov, Klima (p-gw)	Puppa	1-2	4-4	18-36	16,639
12	2/11 vs. NYR	L, 2-3	5-6-1	Klima, Andersson	Puppa	0-5	4-4	25-15	26,095+
13	2/14 vs. PHI	L, 2-5	5-7-1	Ciccone, Klima	Puppa	0-3	2-3	37-29	16,699
14	2/17 vs. OTT	L, 1-2	5-8-1	Cole	Puppa	0-6	3-3	40-25	16,131
15	2/18 vs. BOS	W, 3-1	6-8-1	Hamrik (p), Cummins (gw), Zamuner (e)	Puppa	1-4	3-4	19-25	24,875
16	2/20 vs. NYR	L, 1-3	6-9-1	Tucker	Puppa	0-2	2-2	15-18	24,224
17	2/23 @ NYI	W, 4-1	7-9-1	Zamuner, Klima (p-gw), Savard, Savard (e)	Puppa	1-3	3-4	21-28	10,773
18	2/24 @ PIT	W, 4-2	8-9-1	Bradley, Savard, Savard (gw), Bradley (p-e)	Bergeron	1-3	4-6	27-24	16,701
19	2/26 @ WSH	T, 1-1*	8-9-2	Ciccone	Puppa	0-0	3-3	17-23	12,391
20	3/1 @ QUE	L, 2-8	8-10-2	Tucker, Chambers (p)	Puppa (6-23), Bergeron (2-5)	1-6	1-3	29-28	13,131
21	3/2 @ OTT	W, 3-2*	9-10-2	Halkidis, Bradley, Bradley (gw)	Puppa	0-1	5-5	31-34	9,114
22	3/4 @ HFD	L, 2-3*	9-11-2	Tucker, Tucker	Puppa	0-2	3-3	25-29	9,151
23	3/7 vs. PHI	L, 3-4	9-12-2	Klima (p), Myhres, Ysebaert	Puppa	1-3	5-5	26-37	21,827
24	3/10 vs. NJ	L, 2-3	9-13-2	Tucker, Hamrik	Puppa	0-6	7-8	27-28	23,649
25	3/12 @ WSH	L, 1-3	9-14-2	Klima (p)	Bergeron	1-4	3-4	23-32	11,493
26	3/13 vs. WSH	L, 0-3	9-15-2	----	Puppa	0-4	6-7	16-32	17,094
27	3/18 @ NJ	W, 2-1	10-15-2	Selivanov (p), Tucker (gw)	Puppa	1-3	5-5	32-22	17,690
28	3/19 @ BUF	W, 6-1	11-15-2	Gratton (p), Selivanov (p-gw), Savard (p), Selivanov (p), Hamrik (p), Bradley	Puppa	5-7	5-6	39-25	15,508
29	3/24 vs. BOS	L, 3-4*	11-16-2	Bureau, Selivanov, Savard	Puppa	0-3	0-1	26-30	24,464
30	3/27 vs. MTL	W, 3-2*	12-16-2	Hamrik (p), Bradley,	Puppa	1-5	3-4	31-31	15,959
31	3/29 vs. WSH	L, 2-4	12-17-2	Hamrik (p), Gratton (p)	Puppa (3-16), Bergeron (1-13)	2-6	3-5	26-29	14,926
32	3/31 vs. HFD	W, 2-0	13-17-2	Selivanov (gw), Andersson	Puppa	0-1	4-4	26-25	17,961
33	4/2 vs. FLA	L, 1-4	13-18-2	Ysebaert	Puppa	0-1	3-3	27-27	21,557
34	4/4 @ NJ	T, 1-1*	13-18-3	Semak	Bergeron	0-1	2-2	26-26	13,735
35	4/6 @ PHI	L, 4-5	13-19-3	Zamuner, Semak, Andersson, Hamrik (p)	Bergeron	1-2	2-3	22-30	17,245
36	4/8 @ BOS	L, 1-5	13-20-3	Semak	Puppa (2-8), Bergeron (3-19)	0-4	3-4	18-27	14,448
37	4/9 @ HFD	W, 3-0	14-20-3	Semak (gw), Ysebaert, Gratton (e)	Bergeron	0-2	4-4	24-23	10,725
38	4/11 vs. NYI	W, 5-2	15-20-3	Zamuner, Tucker, Zamuner (s-gw), Plavsic, Ysebaert	Bergeron	1-4	5-5	34-31	18,922
39	4/14 @ PHI	L, 2-3	15-21-3	Ysebaert, Bradley	Bergeron	0-3	3-4	20-24	17,380
40	4/16 @ FLA	L, 1-4	15-22-3	Zamuner (s)	Bergeron	0-6	4-5	25-23	13,232
41	4/18 vs. NJ	W, 3-2	16-22-3	Zamuner, Hamrik (p), Cross (gw)	Puppa	1-3	3-3	22-35	18,202
42	4/20 vs. QUE	W, 5-2	17-22-3	Selivanov, Tucker, Myhres (gw), Wiemer, Ysebaert (e)	Puppa	0-4	5-6	30-30	17,705
43	4/22 @ MTL	L, 1-3	17-23-3	Ysebaert	Puppa	0-4	2-4	32-32	17,251
44	4/24 vs. BUF	L, 1-3	17-24-3	Selivanov (p)	Puppa	1-6	5-6	24-29	18,738
45	4/26 @ NYR	L, 4-6	17-25-3	Plavsic, Bradley, Gratton, Bradley (p)	Puppa (4-34), Bergeron (1-13)	1-4	1-3	41-48	18,200
46	4/27 @ OTT	L, 1-6	17-26-3	Gratton	Puppa (3-8), Bergeron (3-14)	0-5	5-5	29-22	9,291
47	4/29 @ QUE	L, 1-4	17-27-3	Charron	Bergeron	0-4	3-4	29-21	15,399
48	5/3 vs. OTT	L, 3-4	17-28-3	Bradley, Semak, Ysebaert	Bergeron	0-3	4-4	24-29	21,689

* Overtime (s) Shorthanded Goal (y) Overtime Game-Winner
 ** Shootout (p) Power Play Goal (x) Shootout Game-Winner (EV-PS) Successful Penalty Shot

1993-1994 STATS

1993-1994 INDIVIDUAL SCORING (30-43-11, 71 pts., 7th Atlantic Division)

PLAYERS

PLAYER	GP	G	A	PTS	PIM	+/-	PP	SH	GW	GT	S
Brian Bradley	78	24	40	64	56	-8	6	0	2	0	180
Petr Klima	75	28	27	55	76	-15	10	0	2	0	167
Denis Savard	74	18	28	46	106	-1	2	1	2	0	181
Danton Cole	81	20	23	43	32	7	8	1	4	0	149
Chris Gratton*	84	13	29	42	123	-25	5	1	2	1	161
John Tucker	66	17	23	40	28	9	2	0	6	1	126
Shawn Chambers	66	11	23	34	23	-6	6	1	1	0	142
Chris Joseph (TOT)	76	11	20	31	136	-21	8	0	0	0	179
(TB)	66	10	19	29	108	-13	7	0	0	0	154
(EDM)	10	1	1	2	28	-8	1	0	0	0	25
Pat Elynuik (TOT)	67	13	15	28	64	-21	4	1	1	0	111
(TB)	63	12	14	26	64	-18	3	1	1	0	103
(WSH)	4	1	1	2	0	-3	1	0	0	0	8
Mikael Andersson	76	13	12	25	23	8	1	1	2	1	136
Roman Hamrik	64	3	18	21	135	-14	0	0	0	0	158
Adam Creighton	53	10	10	20	37	-7	2	0	1	0	77
Marc Bergevin	83	1	15	16	87	-5	0	0	1	0	76
Marc Bureau	75	8	7	15	30	-9	0	1	1	0	110
Gerard Gallant	51	4	9	13	74	-6	1	0	2	0	45
Rob Zamuner	59	6	6	12	42	-9	0	0	1	0	109
Rudy Poeschek	71	3	6	9	118	3	0	0	1	1	46
Bill McDougall	22	3	3	6	8	-4	1	0	0	0	26
Chris Lipuma*	27	0	4	4	77	1	0	0	0	0	20
Jason Ruff*	6	1	2	3	2	2	0	0	0	0	14
Brent Gretzky*	10	1	2	3	2	0	0	0	0	0	14
Jim Cummins* (TOT)	26	1	2	3	84	-1	0	0	0	0	20
(TB)	4	0	0	0	13	-1	0	0	0	0	3
(PHI)	22	1	2	3	71	0	0	0	0	0	17
Enrico Ciccone (TOT)	57	1	2	3	226	-4	0	0	0	0	33
(TB)	11	0	1	1	52	-2	0	0	0	0	10
(WSH)	46	1	1	2	174	-2	0	0	0	0	23
Daren Puppa	63	0	1	1	2	0	0	0	0	0	0
Jason Lafreniere	1	0	0	0	0	-1	0	0	0	0	2
J.C. Bergeron	3	0	0	0	0	0	0	0	0	0	0
Eric Charron*	4	0	0	0	2	0	0	0	0	0	1
Cory Cross*	5	0	0	0	6	-3	0	0	0	0	5
Normand Rochefort	6	0	0	0	10	-1	0	0	0	0	4
Wendell Young	9	0	0	0	4	0	0	0	0	0	0

TRADED PLAYERS

PLAYER	GP	G	A	PTS	+/-	PIM	PP	SH	GW	GT	S
Bob Beers (TB)	16	1	5	6	12	-11	1	0	0	0	35
Tim Bergland (TB)	51	6	5	11	6	-14	0	0	0	0	61
Rob DiMaio (TB)	39	8	7	15	40	-5	2	0	1	0	51
Donald Dufresne (TB)	51	2	6	8	48	-2	0	0	0	0	49
Pat Jablonski (TB)	15	0	0	0	0	0	0	0	0	0	0
Joe Reekie (TB)	73	1	11	12	127	8	0	0	0	0	88

GOALTENDERS

GOALTENDER	GP	MIN	AVG	W	L	T	EN	SO	GA	SVS	SV%
Wendell Young	9	480	2.50	2	3	1	1	1	20	211	.905
Daren Puppa	63	3853	2.71	22	33	6	4	4	165	1837	.899
J.C. Bergeron	3	134	3.13	1	1	1	0	0	7	69	.899

1993-1994 GAME-BY-GAME RESULTS

#	OPPONENT	RESULT	RECORD	SCORERS	GOALTENDER(S)	PP	PK	SF-SA	ATTEND.
1	10/6 @ NJ	L, 1-2	0-1-0	Klima (p)	Puppa	1-3	1-1	18-43	12,946
2	10/7 @ NYR	L, 4-5	0-2-0	McDougall, Savard, McDougall, Beers (p)	Jablonski	1-4	0-1	19-38	16,596
3	10/9 vs. FLA	L, 0-2	0-3-0	-----	Puppa	0-8	5-6	35-22	27,227*
4	10/14 vs. PIT	W, 3-2	1-3-0	Cole, Bradley (p), Tucker (gw)	Puppa	1-7	1-1	40-28	10,132
5	10/16 vs. OTT	W, 4-1	2-3-0	Savard (p), Tucker (gw)	Puppa	1-6	6-7	36-27	18,238
6	10/17 @ FLA	T, 3-3*	2-3-1	Bradley (p), Dufresne, McDougall (p-gt)	Puppa	2-5	4-6	29-29	13,959
7	10/20 vs. LA	L, 3-4	2-4-1	Tucker, Gratton (p), Cole	Puppa	1-8	1-3	28-22	21,536
8	10/22 vs. NYR	W, 4-1	3-4-1	Andersson, Cole (gw), Bradley (p), Gratton (s)	Puppa	1-5	5-6	29-34	18,667
9	10/23 vs. TOR	L, 0-2	3-5-1	-----	Puppa	0-4	4-4	25-26	22,880
10	10/27 vs. WPG	L, 3-4	3-6-1	Andersson, Savard, Elynuik (p)	Puppa	1-4	2-3	30-23	16,006

#	OPPONENT	RESULT	RECORD	SCORERS	GOALTENDER(S)	PP	PK	SF-SA	ATTEND.
11	10/29 vs. NYI	L, 2-4	3-7-1	Tucker	Puppa	0-6	5-6	34-25	12,976
12	10/30 @ FLA	L, 1-2*	3-8-1	Bergland, Elynuik	Puppa	0-6	2-3	28-19	22,332
13	11/2 @ QUE	L, 2-8	3-9-1	Gratton (p), Gretzky	Jablonski	1-5	1-1	43-21	13,635
14	11/3 @ MTL	L, 0-1	-----	-----	Puppa	0-4	3-3	37-21	16,500
15	11/6 @ BOS	T, 1-1*	3-10-2	Poeschek (gt)	Puppa	0-1	2-2	28-42	13,972
16	11/8 @ NYR	L, 3-6	3-11-2	Klima, Dufresne, Bradley	Puppa	0-5	3-4	31-38	16,618
17	11/11 vs. WSH	L, 1-4	3-12-2	Klima	Puppa	0-5	1-2	34-23	19,370
18	11/13 vs. QUE	W, 4-3	4-12-2	Tucker, Andersson, Joseph, Savard (gw)	Puppa	0-3	3-3	29-31	19,691
19	11/17 @ DAL	L, 3-4	4-13-2	Cole (s), Joseph, Bradley	Puppa	0-3	2-4	20-32	14,976
20	11/19 vs. NYR	L, 3-5	4-14-2	Zamuner, Andersson, Bureau	Puppa	0-5	2-3	31-38	19,993
21	11/20 vs. CHI	W, 4-3	5-14-2	Klima, Klima, Bradley, Tucker (gw)	Jablonski	0-4	3-4	37-24	22,086
22	11/24 vs. HFD	W, 4-1	6-14-2	Bradley, Bradley (gw), Poeschek, Elynuik	Puppa	0-2	5-5	30-29	19,374
23	11/26 @ PHI	L, 0-3	6-15-2	-----	Puppa	0-6	3-3	27-22	17,380
24	11/27 vs. PHI	L, 3-4*	6-16-2	Bradley, Klima, Cole (p)	Puppa	1-4	2-3	33-36	21,896
25	12/1 vs. BUF	L, 0-3	6-17-2	-----	Puppa	0-2	2-2	33-26	18,386
26	12/4 @ LA	W, 5-4	7-17-2	Klima (p), Klima, Andersson (p), Bureau, Cole (p-gw)	Jablonski	3-7	1-6	23-34	15,091
27	12/5 @ ANA	W, 4-2	8-17-2	Cole (p), Klima, Bureau (p-gw), Bradley (e)	Puppa	1-5	7-7	23-41	16,480
28	12/7 @ SJ	W, 3-1	9-17-2	Savard, Creighton (gw), Bradley (p)	Puppa	1-4	6-6	24-20	14,868
29	12/11 vs. PIT	L, 3-6	9-18-2	Bradley, Creighton, Bureau	Puppa	0-6	1-4	34-29	23,907
30	12/14 vs. MTL	T, 1-1*	9-18-3	Andersson (gt)	Jablonski	0-4	4-4	34-20	9,433
31	12/15 vs. OTT	W, 4-3	10-18-3	Elynuik, Klima, Chambers, Klima (gw)	Jablonski	1-6	5-6	24-17	16,155
32	12/18 vs. BOS	L, 3-5	10-19-3	Elynuik (p), Savard, Gratton (p)	Puppa	2-4	2-3	11-36	23,336
33	12/19 @ BUF	T, 3-3*	10-19-4	Gallant, Klima, Chambers	Puppa	0-4	3-4	29-27	13,721
34	12/21 @ PIT	L, 3-8	10-20-4	Bergland, Zamuner, DiMaio	Puppa (3-21), Jablonski (5-18)	0-5	3-4	34-39	15,601
35	12/23 @ STL	L, 4-7	10-21-4	Bergland, Elynuik (s), Bradley, Chambers (s)	Puppa	1-4	4-6	38-30	17,697
36	12/26 vs. FLA	L, 1-3	10-22-4	DiMaio (p)	Jablonski	1-7	2-2	37-20	10,964
37	12/28 @ QUE	W, 4-1	11-22-4	Cole, DiMaio (p-gw), Klima, Cole (e)	Puppa	1-4	2-3	20-16	14,646
38	12/30 @ OTT	W, 3-0	12-22-4	Zamuner (gw), Savard, Joseph (p)	Puppa	1-3	4-4	37-11	10,504
39	1/1 @ WSH	T, 5-5*	12-22-5	Klima (p), Bradley (p), Andersson, Hamrik, Klima	Jablonski	2-3	2-3	28-39	14,914
40	1/2 vs. ANA	L, 1-4	12-23-5	Joseph (p)	Puppa	1-5	6-6	32-19	10,871
41	1/4 @ TOR	W, 1-0	13-23-5	Elynuik (gw)	Puppa	0-5	6-6	24-28	17,526
42	1/8 vs. PHI	W, 4-2	14-23-5	Bergland, Bradley, Andersson (gw), Joseph (p)	Puppa	1-5	2-3	20-30	26,023*
43	1/10 @ NYR	W, 5-2	15-23-5	Creighton, Reekie, Bergevin (gw), Creighton (p), Klima (p)	Puppa	2-2	1-4	33-29	17,993
44	1/12 @ DET	W, 4-2	16-23-5	Chambers, Joseph (p), Tucker (gw), Savard (e)	Puppa	1-3	3-5	25-17	19,618
45	1/13 @ CHI	L, 0-1	16-24-5	-----	Puppa	0-5	4-5	20-29	17,336
46	1/16 @ WPG	W, 3-2*	17-24-5	Creighton, Andersson, Andersson (gw)	Puppa	0-2	3-3	25-28	11,858
47	1/17 vs. DET	L, 3-6	17-25-5	Zamuner, Klima (p), Hamrik	Jablonski	1-5	4-6	19-27	8,764
48	1/19 vs. NYI	W, 4-3*	18-25-5	Klima, Cole (p), Bradley (p), Gratton (gw)	Puppa	2-4	3-3	33-28	22,351
49	1/24 vs. BUF	W, 4-0	19-25-5	Cole (gw), Chambers (p)	Puppa	1-3	3-3	32-23	10,261
50	1/26 vs. FLA	T, 1-1*	19-25-6	Tucker (p-gt)	Puppa	1-5	4-4	41-23	20,101
51	1/29 vs. SJ	L, 1-2	19-26-6	Klima	Puppa	0-5	1-2	37-21	26,652*
52	2/2 vs. DET	L, 1-3	19-27-6	Tucker	Puppa	0-3	2-2	34-30	21,260
53	2/5 @ WSH	L, 3-6	19-28-6	Chambers (p), Cole, Bureau	Puppa	1-7	1-2	22-32	15,811
54	2/7 @ TOR	W, 2-1	20-28-6	Bergland, Poeschek (gw)	Jablonski	0-3	5-5	29-25	15,728
55	2/10 @ OTT	W, 6-2	21-28-6	Klima (p), Gratton, Cole (gw), Andersson (s), Gratton, Bradley	Jablonski	1-3	4-4	36-18	10,295
56	2/12 vs. VAN	L, 2-3	21-29-6	Klima (p), Joseph	Puppa	1-6	1-2	20-22	22,924
57	2/13 vs. NJ	T, 3-3*	21-29-7	Chambers (p), Chambers, Creighton	Jablonski	1-7	4-5	37-39	16,283
58	2/15 @ NYI	L, 1-2	21-30-7	Bradley	Puppa	0-4	4-4	22-24	10,156
59	2/17 vs. MTL	W, 4-3	22-30-7	Andersson, Bureau (s), Cole, Chambers (p-gw)	Puppa	1-7	6-6	30-25	21,968
60	2/19 @ NJ	L, 4-5	22-31-7	Joseph (p), Klima, Creighton, Gratton	Jablonski	1-8	3-4	36-31	19,040
61	2/20 vs. BOS	T, 2-2*	22-31-8	Bureau, Gratton (gt)	Puppa	0-5	2-2	24-23	24,153
62	2/22 @ CGY	W, 4-0	23-31-8	Savard (p-gw), Bradley, DiMaio, Gratton	Puppa	1-5	6-6	25-18	18,816
63	2/26 @ VAN	L, 1-3	23-32-8	DiMaio	Young	0-6	3-3	29-29	15,869
64	2/27 @ EDM	L, 2-3	23-33-8	Gallant, DiMaio	Puppa	0-4	2-2	35-26	11,719
65	3/1 @ WSH	W, 4-3	24-33-8	Savard, Cole, Gratton (p), Gallant (gw)	Puppa	1-2	2-3	26-40	10,271
66	3/3 vs. NJ	L, 4-5*	24-34-8	Elynuik (p), Savard, Tucker, DiMaio	Puppa	1-2	0-1	31-38	16,442
67	3/5 vs. HFD	W, 4-2	25-34-8	DiMaio, Savard, Gallant (p-gw), Cole (p)	Puppa	2-8	5-6	39-23	21,178
68	3/6 vs. PHI	L, 1-3	25-35-8	Bradley	Puppa	0-5	1-1	37-21	21,849
69	3/9 @ HFD	L, 1-4	25-36-8	Bureau	Puppa (2-10), Young (2-11)	0-5	3-4	26-21	7,757
70	3/13 @ PHI	T, 5-5*	25-36-9	Cole (p), Creighton (p), Bergland, Puppa, Bradley, Bradley	Puppa	2-7	5-6	37-21	17,269
71	3/15 vs. CGY	L, 3-7	25-37-9	Savard, Creighton, Chambers (p)	Puppa (4-9), Young (3-28)	1-5	4-5	28-37	17,498
72	3/16 vs. EDM								

1992-1993 STATS

1992-1993 INDIVIDUAL SCORING

(23-54-7, 53 pts., 6th Norris Division)

PLAYERS

PLAYER	GP	G	A	PTS	PIM	+/-	PP	SH	GW	GT	S
Brian Bradley	80	42	44	86	92	-24	16	0	6	1	205
John Tucker	78	17	39	56	69	-12	5	1	1	0	179
Chris Kontos	66	27	24	51	12	7	12	1	3	0	136
Rob Zamuner*	84	15	28	43	74	-25	1	0	0	2	183
Adam Creighton	83	19	20	39	110	-19	7	1	0	0	168
Shawn Chambers	55	10	29	39	36	-21	5	0	1	0	152
Bob Beers	64	12	24	36	70	-25	7	0	0	0	138
Marc Bureau	63	10	21	31	111	-12	1	2	1	0	132
Mikael Andersson	77	16	11	27	14	-14	3	2	4	0	169
Danton Cole	67	12	15	27	23	-2	0	1	1	0	100
Rob DiMaio	54	9	15	24	62	0	2	0	0	0	75
Roman Hamrik*	67	6	15	21	71	-21	1	0	1	0	113
Steve Maltais	63	7	13	20	35	-20	4	0	1	0	96
Marc Bergevin	78	2	12	14	66	-16	0	0	0	0	69
Joe Reekie	42	2	11	13	69	2	0	0	0	0	53
Steve Kasper (TOT)	68	4	7	11	20	-17	0	1	0	0	32
(TB)	47	3	4	7	18	-13	0	0	0	0	23
(PHI)	21	1	3	4	2	-4	0	1	0	0	9
Ken Hodge	25	2	7	9	2	-6	0	0	1	0	32
Randy Gilhen (TOT)	44	3	4	7	14	-14	0	1	1	0	45
(TB)	11	0	2	2	6	-6	0	0	0	0	11
(NVR)	33	3	2	5	8	-8	0	1	1	0	34
Jason Lafreniere	11	3	3	6	4	-6	1	0	0	0	17
Tim Bergland	27	3	3	6	11	-5	0	0	0	0	44
Chris LiPuma*	15	0	5	5	34	1	0	0	0	0	17
Matt Hervey	17	0	4	4	38	-6	0	0	0	0	18
Jason Ruff* (TOT)	8	2	1	3	8	-1	1	0	1	0	8
(TB)	1	0	0	0	0	0	0	0	0	0	1
(STL)	7	2	1	3	8	-1	1	0	1	0	7
Stan Drulia*	24	2	1	3	10	1	0	0	1	0	22
Michel Mongeau	4	1	1	2	2	-2	0	0	0	0	2
Dave Capuano	6	1	1	2	2	-4	1	0	0	0	10
Jock Callander	8	1	1	2	2	-5	0	0	0	0	12
Keith Osborne*	11	1	1	2	8	-1	0	0	1	0	11
Shawn Rivers*	4	0	2	2	2	-2	0	0	0	0	3
Wendell Young	31	0	2	2	0	0	0	0	0	0	0
Pat Jablonski	43	0	2	2	7	0	0	0	0	0	0
Shayne Stevenson*	8	0	1	1	7	-5	0	0	0	0	4
J.C. Bergeron*	21	0	1	1	2	0	0	0	0	0	0
Dave Littman*	1	0	0	0	0	0	0	0	0	0	0
Alain Cote	2	0	0	0	0	-1	0	0	0	0	1
Herb Raglan	2	0	0	0	2	0	0	0	0	0	0
Martin Simard	7	0	0	0	11	-1	0	0	0	0	1

TRADED PLAYERS

PLAYER	GP	G	A	PTS	+/-	PIM	PP	SH	GW	GT	S
Doug Crossman (TB)	40	8	21	29	18	-4	2	0	1	-	54
Mike Hartman (TB)	58	4	4	8	154	-7	0	0	0	-	74
Basil McRae (TB)	14	2	3	5	71	-3	1	0	0	-	23
Michel Mongeau (TB)	30	1	1	2	2	-2	0	0	0	-	2
Rob Ramage (TB)	66	5	12	17	138	-21	5	0	0	-	115
Stephane J.G. Richer (TB)	3	0	0	0	0	-3	0	0	0	-	2
Anatoli Semenov (TB)	13	2	3	5	4	-5	0	0	0	-	14
Martin Simard (TB)	7	0	0	0	11	-1	0	0	0	-	1
Peter Taglianetti (TB)	61	1	8	9	150	8	0	0	0	-	60

GOALTENDERS

GOALTENDER	GP	MIN	AVG	W	L	T	EN	SO	GA	SVS	SV%
J.C. Bergeron*	21	1163	3.66	8	10	1	3	0	71	574	.876
Wendell Young	31	1591	3.66	7	19	2	2	0	97	758	.872
Pat Jablonski	43	2268	3.97	8	24	4	2	1	150	1194	.874
Dave Littman*	1	45	9.33	0	1	0	0	0	7	21	.667

1992-1993 GAME-BY-GAME RESULTS

#	OPPONENT	RESULT	RECORD	SCORERS	GOALTENDER(S)	PP	PK	SF-SA	ATTEND.
1	10/7 vs. CHI	W, 7-3	1-0-0	Kontos (p), Kontos (p), Bergevin, Semenov, Hodge (gw), Kontos, Kontos (p)	Young	3-11	8-8	24-26	10,425+
2	10/10 @ MIN	L, 1-2	1-1-0	Crossman	Young	0-4	4-4	20-35	14,322
3	10/11 @ CHI	T, 4-4*	1-1-1	Andersson, Kontos, Kontos, Bradley (gt)	Jablonski	0-5	7-10	31-44	18,472
4	10/13 @ STL	W, 2-1	2-1-1	DiMaio, Bradley (le-gw)	Jablonski	0-1	3-3	21-36	13,786
5	10/15 @ TOR	L, 3-5	2-2-1	Taglianetti, Cole, Andersson (s)	Young	0-4	7-7	26-22	15,144
6	10/16 @ BUF	L, 4-5*	2-3-1	Zamuner, Kontos, Turker (s), Creighton	Young	0-4	2-4	31-33	13,107
7	10/20 vs. EDM	W, 6-1	3-3-1	Hamrik, Cole (gw), Ramage (p), Ramage (p), Semenov, Bradley	Young	2-5	3-4	35-19	9,114
8	10/22 vs. TOR	L, 2-5	3-4-1	Bradley, Ramage (p)	Jablonski	1-5	4-5	29-30	9,344
9	10/24 vs. QUE	W, 3-2	4-4-1	Tucker, Kontos, Drulia (gw)	Young	0-8	5-6	26-22	9,528

#	OPPONENT	RESULT	RECORD	SCORERS	GOALTENDER(S)	PP	PK	SF-SA	ATTEND.
10	10/27 @ QUE	L, 3-4	4-5-1	DiMaio, Hamrik (p), Bradley (p)	Young	2-4	4-7	19-30	14,635
11	10/28 @ MTL	L, 3-4	4-6-1	Bradley, Ramage (p), Kontos	Jablonski	1-3	2-4	22-27	16,436
12	10/30 vs. SJ	L, 1-2	4-7-1	Kontos	Young	0-8	5-5	25-39	8,706
13	11/1 vs. PIT	L, 4-5	4-8-1	Kontos (p), Zamuner, Beers, Ramage (p)	Young	2-4	3-5	28-30	10,425+
14	11/3 vs. STL	W, 6-4	5-8-1	Creighton (p), Cole, DiMaio, Bergevin, Kontos (p-gw), Kontos	Jablonski	2-3	1-1	42-30	8,452
15	11/6 @ WSH	T, 2-2*	5-8-2	Kontos (p), Bradley (p)	Jablonski	2-8	4-6	25-33	15,829
16	11/7 @ NYI	W, 6-5*	6-8-2	Beers (p), Beers (p), Bradley (p), Crossman, Crossman (p), Crossman (gw)	Jablonski	4-5	3-6	24-32	12,136
17	11/9 @ NYR	W, 5-1	7-8-2	Kontos, Hamrik (gw), Kontos (s), Zamuner, Andersson	Jablonski	0-1	4-5	30-33	18,200
18	11/11 vs. DET	W, 6-4	8-8-2	Bradley (p), Kontos (p), Zamuner (p), Beers, Kontos (gw), Creighton (e)	Jablonski	3-7	4-5	24-34	10,425+
19	11/13 vs. OTT	W, 1-0	9-8-2	Bradley (p-gw)	Jablonski	1-7	5-5	22-38	10,425+
20	11/14 vs. CGY	L, 3-5	9-9-2	Creighton, Bradley, Creighton (p)	Jablonski	1-6	2-2	27-32	10,425+
21	11/17 vs. WPG	L, 5-6	9-10-2	Zamuner, Kontos, Tucker (p), Bradley, Hodge	Young	1-6	2-5	40-33	8,062
22	11/19 vs. MIN	L, 1-4	9-11-2	Bradley	Jablonski	0-6	1-2	39-35	9,278
23	11/21 @ STL	L, 2-4	9-12-2	Creighton, Bradley (p)	Jablonski	1-6	2-4	25-42	17,604
24	11/23 @ DET	L, 5-10	9-13-2	Tucker, Bradley, Cole, Crossman (p), Drulia	Young	1-5	4-8	24-40	19,504
25	11/24 @ TOR	W, 3-2	10-13-2	Maltais, Bradley (p), Maltais (gw)	Jablonski	1-4	4-6	18-18	15,641
26	11/27 @ CGY	L, 2-3*	10-14-2	DiMaio, Mongeau	Young	0-5	9-9	35-31	20,214
27	11/28 @ EDM	L, 3-4*	10-15-2	Callander, Kontos (p), Reekie	Young	1-8	4-5	32-24	14,210
28	12/5 vs. DET	L, 7-9	10-16-2	Bureau (s), Chambers (p), Beers, Bradley (p), Bradley, Bradley (p), Andersson	Jablonski	3-6	3-4	36-29	10,425+
29	12/7 vs. NYI	L, 1-6	10-17-2	Chambers	Jablonski	0-6	6-6	27-26	9,649
30	12/9 vs. NYR	L, 5-6	10-18-2	Bureau, Bradley (p), Maltais (p), Kasper, Bradley (p)	Young (4-14), Jablonski (2-20)	3-5	3-3	36-34	12,842+
31	12/11 vs. NYR	L, 4-5	10-19-2	Kontos (p), Creighton (s), Bureau, Creighton (p)	Bergeron	2-7	2-5	41-31	10,425+
32	12/12 vs. EDM	W, 3-1	11-19-2	Beers (p), Bradley (p-gw), Bradley (e)	Bergeron	2-8	5-5	23-25	10,425+
33	12/15 @ LA	W, 3-2	12-19-2	Crossman, Kontos, Andersson (gw)	Bergeron	0-5	5-6	35-27	15,753
34	12/16 @ SJ	W, 5-4*	13-19-2	Bureau (p), Tucker, Bradley, Reekie, Tucker (gw)	Bergeron	1-5	1-3	45-30	11,089
35	12/18 vs. NJ	L, 0-2	13-20-2	-----	Bergeron	0-6	6-6	29-20	10,082
36	12/20 vs. PHI	W, 4-1	14-20-2	Bradley, Bradley (gw), Crossman, Bureau	Bergeron	0-2	0-3	31-19	10,425+
37	12/22 @ BOS	L, 3-5	14-21-2	Bradley, Bureau, Bradley	Young	0-5	6-7	22-34	14,448
38	12/23 @ HFD	L, 1-3	14-22-2	Chambers (p)	Jablonski	1-4	4-6	20-22	10,740
39	12/31 @ CHI	L, 0-5	14-23-2	-----	Jablonski	0-8	6-8	22-33	17,532
40	1/2 @ EDM	L, 1-2	14-24-2	Bradley	Bergeron	0-6	5-6	30-32	14,361
41	1/4 @ VAN	L, 0-7	14-25-2	-----	Jablonski	0-7	4-4	27-40	15,578
42	1/6 @ LA	W, 6-3	15-25-2	Bradley, McRae, Maltais (p), Bradley (p-gw), Hartman, Beers (p)	Bergeron	3-5	3-5	20-36	16,005
43	1/9 @ MIN	L, 4-6	15-26-2	McRae (p), Maltais (p), Chambers, Kasper	Bergeron	2-4	5-5	18-30	13,512
44	1/11 @ TOR	L, 2-4	15-27-2	Bureau (s), Bradley	Jablonski	0-5	5-9	27-27	15,632
45	1/13 @ DET	L, 3-5	15-28-2	Tucker, Hartman, Tucker (p)	Bergeron	1-3	1-2	29-33	19,518
46	1/16 vs. STL	L, 3-5	15-29-2	Kontos (p), Hartman, Crossman	Jablonski	1-7	3-4	42-23	10,425+
47	1/17 vs. WSH	L, 3-5	15-30-2	Tucker, Cole (s), DiMaio	Bergeron	0-5	4-4	31-33	10,425+
48	1/19 vs. MIN	L, 2-4	15-31-2	Tucker, Kontos (p)	Bergeron	1-6	5-5	34-30	10,033
49	1/21 vs. TOR	L, 1-6	15-32-2	Chambers (p)	Bergeron	1-11	7-10	44-35	9,822
50	1/23 vs. SJ	W, 5-1	16-32-2	Creighton, Bureau (gw), Bureau, Beers (e), Kasper (e)	Jablonski	0-9	8-9	36-38	10,130
51	1/24 vs. MIN	T, 2-2*	16-32-3	Hartman, Zamuner (gt)	Jablonski	0-4	2-6	30-36	9,086
52	1/28 vs. STL	L, 2-4	16-33-3	Tucker, Chambers (p)	Jablonski	1-3	4-5	41-32	10,092
53	1/30 @ MIN	W, 4-3	17-33-3	DiMaio, Tucker, Zamuner, Kontos (p-gw)	Young	1-3	0-4	20-21	14,637
54	2/1 @ SJ	W, 5-4	18-33-3	Zamuner, DiMaio, DiMaio (p), Kontos, Andersson (s-gw)	Bergeron	1-2	3-5	26-24	10,890
55	2/3 @ VAN	L, 2-4	18-34-3	Hamrik, Bradley	Jablonski	0-4	4-6	25-28	14,171
56	2/9 vs. TOR	W, 3-1	19-34-3	Bergland, Bradley (p-gw), Zamuner (e)	Young	1-4	1-2	33-36	10,425+
57	2/11 vs. MIN	L, 0-1	19-35-3	-----	Young	0-6	3-4	34-24	8,748
58	2/14 vs. BOS	T, 3-3*	19-35-4	Tucker (p), Andersson, Kontos (gt)	Young	1-4	3-3	31-32	10,425+
59	2/17 @ DET	L, 1-3	19-36-4	Bradley	Young	0-2	2-3	30-25	19,713
60	2/19 @ TOR	L, 1-4	19-37-4	Tucker (p)	Young	1-5	5-6	28-24	15,720
61	2/20 vs. QUE	L, 2-5	19-38-4	Bradley, Zamuner	Jablonski	0-4	4-5	28-25	9,584
62	2/22 vs. LA	L, 2-5	19-39-4	Tucker, Beers	Young	0-6	1-2	45-28	10,425+
63	2/25 vs. CHI	L, 1-5	19-40-4	Creighton	Young	0-4	0-1	39-38	10,425+
64	2/27 @ PIT	T, 3-3*	19-40						

ALL-TIME SWEATER NUMBERS

1	Wendell Young Jeff Reese Zac Bierk Evgeny Konstantinov Sean Burke	1992-93 - 1994-95 1995-96 1997-98 - 1999-00 2000-01 - 2002-03 2005-06	8	Ken Hodge Herb Raglan Jason Ruff Zac Bierk Vincent Lecavalier Michael Nylander Todd Warriner	1992-93 1992-93 1993-94 1997-97 - 1997-98 1998-99 1999-00 1999-00 - 2000-01 2003-04 - 2005-06	15	Keith Osborne Pat Elynuik Paul Ysebaert Jamie Huscovsky Nikita Alexeev Brian Lee Mike Angelidis	1992-93 1993-94 1998-99 1999-00 2001-02 - 2002-03 2006-07 2011-12 - 2012-13 2014-15	Cory Sarich Mathieu Darche Cory Murphy David Hale Mattias Ritola Brandon Segal Mike Kostka	1999-00 - 2006-07 2007-08 2008-09 2009-10 - 2011-12 2011-12 2013-14	22	Shawn Chambers Aaron Gavey Dino Ciccarelli Paul Mara Chris McAlpine Wayne Primeau Dan Boyle Marek Malik Ryan Shannon J.P. Cote Erik Condra	1992-93 - 1994-95 1995-96 1996-97 - 1997-98 1998-99 - 1999-00 1999-00 2001-02 - 2007-08 2008-09 2011-12 2013-14 2015-16	29	Joe Reekie Alex Selivanov Viacheslav Butsayev Pavel Torgaev Dan Boyle Dmitry Afanasev Craig MacDonald Janne Niskala Brendan Mikkelsen Slater Koekoek	1992-93 - 1993-94 1994-95 - 1998-99 1999-00 2001-02 - 2007-08 2008-09 2001-02 - 2006-07 2007-08 2008-09 2011-12 - 2012-13 2014-15	36	Marc Bureau Steven Finn Patrick Poulin Corey Spring Kjell Samuelsson Reid Simpson Niils Ekman Sheldon Keefe Zanon Konopka Mathieu Roy Cody Knyk	1992-93 - 1994-95 1995-96 1995-96 - 1997-98 1997-98 1998-99 1999-00 1999-00 - 2000-01 2001-02 - 2002-03 2008-09 - 2009-10 2010-11, 2012-13 2013-14	37	Steve Maltais Dmitry Afanasev Brad Lukowich Olaf Kolzig Mark Parrish Kristers Gudlevskis	1997-98 2000-01 2000-01 - 2001-02 2001-02 - 2003-04, 2007-08 2008-09 2009-10 2013-14	49	Brent Gretzky David Wilkie Kaspars Astashenko Blair Jones JT Brown	1993-94 - 1994-95 1998-99 1999-00 2006-07 - 2007-08, 2009-10 - 2011-12 2011-12	50	Richard Petiot	2008-09	51	Dale Rominski Kevin Quick Valtteri Filppula	1999-00 2008-09 2009-10 2013-14	52	Radek Smolenak	2008-09	53	Brandon Segal Luke Witkowski	2008-09 2014-15	54	Gaetan Royer Paul Ranger Cedric Paquette	2001-02 2005-06 - 2009-10 2013-14	55	Drew Bannister Josef Boumedienne Darryl Sydor Shane O'Brien Matt Lashoff Matt Taormina Brayden Coburn	1995-96 - 1996-97, 1998-99 2001-02 2003-04 2006-07 - 2008-09 2008-09 - 2009-10 2012-13 2014-15	56	Jan Herbers Kyle Wanvig Vladimir Mihalik Nikita Kucherov	1999-00 2006-07 2008-09 - 2009-10 2013-14	57	Kristian Kudroc	2000-01	58	Scott Jackson	2009-10	59	Mike Angelidis	2011-12	61	Alex Selivanov Cory Stillman Karl Stewart	1998-99 2003-04 2006-07 - 2007-08	62	Andrei Nazarov Kaspars Astashenko Andrei Sustr Tyler Johnson	1997-98 - 1998-99 2000-01 2008-09 2012-13	63	Michael Vernace	2010-11	64	Jason Bonsignore	1997-98 - 1998-99	65	Vladislav Namestnikov	2013-14	66	Benoit Pouliot	2012-13	67	Mario Larocque Filip Kubo Geoff Kinrade Richard Panik	1998-99 2006-07 - 2007-08 2008-09 2012-13 - 2013-14	73	Matt Elich	2000-01	74	Brantt Myhres Nick Tarnasky Ondrej Palat	1996-97 2005-06 - 2007-08 2012-13	75	Radko Gudas	2012-13	76	Evgeny Artyukhin Pierre-Cedric Labie	2005-06, 2008-09 2011-12 - 2013-14	77	Chris Gratton	1993-94 - 1996-97, 1998-99 - 1999-00, 2007-08 - 2008-09 2009-10	78	Victor Hedman	2009-10	79	Vladimir Vujtek	1997-98	80	Kevin Weekes	2000-01 - 2001-02	85	Petr Klima	1993-94 - 1995-96	86	Nikita Kucherov	2013-14	88	Andrei Vasilevskiy	2014-15	89	Cory Conacher Nikita Nesterov	2012-13 2014-15	90	Vladislav Namestnikov	2014-15	91	Steven Stamkos	2008-09	92	Aaron Gavey	1996-97	93	Daren Puppa	1993-94 - 1999-00	95	Michel Petit	1995-96	97	Matt Gilroy	2011-12
----------	-------------------------------------------------------------------------------	-----------------------------------------------------------------------------------	----------	----------------------------------------------------------------------------------------------------------------	--------------------------------------------------------------------------------------------------------------------	-----------	-------------------------------------------------------------------------------------------------------------------	----------------------------------------------------------------------------------------------------------	--------------------------------------------------------------------------------------------------------------	------------------------------------------------------------------------------------	-----------	--------------------------------------------------------------------------------------------------------------------------------------------------------------------------	----------------------------------------------------------------------------------------------------------------------------------------------------	-----------	---------------------------------------------------------------------------------------------------------------------------------------------------------------------------------	--------------------------------------------------------------------------------------------------------------------------------------------------------------	-----------	-------------------------------------------------------------------------------------------------------------------------------------------------------------------------------	----------------------------------------------------------------------------------------------------------------------------------------------------------------------------------	-----------	---------------------------------------------------------------------------------------------------------	--------------------------------------------------------------------------------------------------------	-----------	--------------------------------------------------------------------------------	--------------------------------------------------------------------------------------------	-----------	----------------	---------	-----------	---------------------------------------------------	------------------------------------------	-----------	----------------	---------	-----------	---------------------------------	--------------------	-----------	------------------------------------------------	-----------------------------------------	-----------	-------------------------------------------------------------------------------------------------------------------------	------------------------------------------------------------------------------------------------------------------	-----------	-------------------------------------------------------------------	----------------------------------------------------	-----------	-----------------	---------	-----------	---------------	---------	-----------	----------------	---------	-----------	-------------------------------------------------	-----------------------------------------	-----------	-----------------------------------------------------------------------	----------------------------------------------------	-----------	-----------------	---------	-----------	------------------	-------------------	-----------	-----------------------	---------	-----------	----------------	---------	-----------	----------------------------------------------------------------	--------------------------------------------------------------	-----------	------------	---------	-----------	------------------------------------------------	-----------------------------------------	-----------	-------------	---------	-----------	-----------------------------------------	---------------------------------------	-----------	---------------	--------------------------------------------------------------------	-----------	---------------	---------	-----------	-----------------	---------	-----------	--------------	-------------------	-----------	------------	-------------------	-----------	-----------------	---------	-----------	--------------------	---------	-----------	----------------------------------	--------------------	-----------	-----------------------	---------	-----------	----------------	---------	-----------	-------------	---------	-----------	-------------	-------------------	-----------	--------------	---------	-----------	-------------	---------

ALL-TIME DRAFT SELECTIONS

RD/NO.	PLAYER	POS	CLUB
2015			
2/33	Mitchell Stephens	C	Saginaw (OHL)
2/44	Matthew Spencer	D	Peterborough (OHL)
3/64	Dennis Yan	LW	Shawinigan (QMJHL)
3/72	Anthony Cirelli	C	Oshawa (OHL)
4/118	Jonne Tammela	RW	Kalpa (Finland)
4/120	Mathieu Joseph	RW	Saint John (QMJHL)
5/150	Ryan Zuhlsdorf	D	Sioux City (USHL)
6/153	Kristian Oldham	G	Omaha (USHL)
6/180	Bokondji Imama	LW	Saint John (QMJHL)
2014			
1/19	Anthony DeAngelo	D	Sarnia (OHL)
2/35	Dominik Masin	D	Slavia Jr. (CZRep-Jr.)
2/57	Johnathan MacLeod	D	USA U-18 (USHL)
3/79	Brayden Point	C	Moose Jaw (WHL)
4/119	Ben Thomas	D	Calgary (WHL)
6/170	Cristiano DiGiacinto	LW	Windsor (OHL)
7/185	Cameron Darcy	C	Cape Breton (QMJHL)
2013			
1/3	Jonathan Drouin	LW	Halifax (QMJHL)
2/33	Adam Erne	LW	Quebec (QMJHL)
5/124	Kristers Gudlevskis	G	Riga Jr. (MHL)
6/154	Henri Ikonen	LW	Kingston (OHL)
7/184	Saku Salminen	C	Jokerit Jr. (Finland)
7/186	Joel Vermin	RW	Bern (Swiss-A)
2012			
1/10	Slater Koekkoek	D	Peterborough (OHL)
1/19	Andrei Vasilevskiy	G	Ufa Jr. (MHL)
2/40	Dylan Blujus	D	Brampton (OHL)
2/53	Brian Hart	RW	Phillips-Exeter (N.H.)
3/71	Tanner Richard	C	Guelph (OHL)
4/101	Cedric Paquette	C	Blainville (QMJHL)
6/161	Jake Dotchin	D	Owen Sound (OHL)
7/202	Nikita Gusev	LW	CSKA Jr. (MHL)
2011			
1/27	Vladislav Namestnikov	C	London (OHL)
2/58	Nikita Kucherov	LW	CSKA 2 (Russia Jr.)
5/148	Nikita Nesterov	D	Chelyabinsk 2 (Russia Jr.)
6/178	Adam Wilcox	G	Green Bay (USHL)
7/201	Matthew Pecca	C	Pembroke (CJHL)
7/208	Ondrej Palat	LW	Drummondville (QMJHL)
2010			
1/6	Brett Connolly	RW	Prince George (WHL)
3/63	Brock Beukeboom	D	Sault Ste. Marie (OHL)
3/66	Radko Gudas	D	Everett (WHL)
3/72	Adam Janosik	D	Gatineau (QMJHL)
4/96	Geoffrey Schemitsch	C	Owen Sound (AHL)
4/118	James Mullin	C/RW	Snat. St. Mary's (USHS)
6/156	Brendan O'Donnell	C	Winnipeg South (MJHL)
7/186	Teigan Zahn	D	Saskatoon (WHL)
2009			
1/2	Victor Hedman	D	Modo (Sweden)
1/29	Carter Ashton	RW	Lethbridge (WHL)
2/52	Richard Panik	RW	Trinec (Czech)
4/93	Alex Hutchings	LW	Barrie (OHL)
5/148	Michael Zador	G	Oshawa (OHL)
6/162	Jaroslav Janus	G	Erie (OHL)
7/183	Kirill Gotovets	D	Shattuck St. Mary's (USHS)
2008			
1/1	Steven Stamkos	C	Sarnia (OHL)
4/117	James Wright	C	Vancouver (WHL)
5/122	Dustin Tokarski	G	Spokane (WHL)
5/147	Kyle DeCoste	RW	Brampton (OHL)
6/152	Mark Barberio	D	Moncton (QMJHL)
6/160	Luke Witkowski	D	Ohio (USHL)
7/182	Matias Sointu	RW	Ives Jr. (Finland)
7/203	David Carle	D	Shattuck-St. Mary's (USHS)
2007			
2/47	Dana Tyrell	C/RW	Prince George (WHL)
3/75	Luca Cunti	C	Dubendorf (Swiss-3)
3/77	Alexander Killorn	C	Deerfield (High-MA)

RD/NO.	PLAYER	POS	CLUB
4/107	Mitch Fadden	C	Lethbridge (WHL)
5/150	Matt Marshall	C/RW	Nobles (High-MA)
6/167	Johan Harju	LW	Lulea (Sweden)
7/183	Torrie Jung	G	Kelowna (WHL)
7/197	Michael Ward	D	Lewiston (QMJHL)
7/210	Justin Courtnall	LW	Burnaby (BCHL)
2006			
1/15	Riku Helenius	G	Lvres (Finland)
3/78	Kevin Quick	D	Salisbury H.S. (Conn.)
6/168	Dane Crowley	D	Swift Current (WHL)
7/198	Denis Kazionov	LW	Tver (Russia)
2005			
1/30	Vladimir Mihalik	D	Presov (Slovakia)
3/73	Radek Smolenak	LW	Kingston (OHL)
3/89	Chris Lawrence	C	Sault Ste. Marie (OHL)
4/92	Marek Bartanus	RW	Kosice (Slovakia Jr.)
4/102	Blair Jones	C	Moose Jaw (WHL)
5/133	Stanislav Lacek	RW	Chicoutimi (QMJHL)
6/163	Marek Kvapil	RW	Saginaw (OHL)
6/165	Kevin Beech	G	Sudbury (OHL)
7/225	John Wessbecker	D	Blake H.S. (Minn.)
2004			
1/30	Andy Rogers	D	Calgary (WHL)
2/65	Mark Tobin	LW	Rimouski (QMJHL)
4/102	Mike Lundin	D	U. of Maine (HE)
5/158	Brandon Elliott	D	Mississauga (OHL)
5/163	Dustin Collins	C/LW	Northern Michigan (CCHA)
6/188	Jan Zapletal	D	Vsetin (Czech Jr.)
6/191	Karri Ramo	G	Pelicans (Finnish Jr.)
8/245	Justin Keller	LW	Kelowna (WHL)
2003			
2/34	Mike Egener	D	Calgary (WHL)
2/41	Matt Smaby	D	Shattuck-St. Mary's (USHS)
3/96	Jonathan Boutin	G	Halifax (QMJHL)
6/192	Doug O'Brien	D	London (OHL)
7/224	Gerald Coleman	G	London (OHL)
7/227	Jay Rosehill	D	Olds (AJHL)
8/255	Raimonds Danilics	RW	Stalkers (Latvia Jr.)
8/256	Brady Greco	D	Chicago (USHL)
9/273	Albert Vishnyakov	LW	Kazan (Russia)
9/286	Zbynek Hrdel	C	Rimouski (QMJHL)
9/287	Nick Tarnasky	C	Lethbridge (WHL)
2002			
2/60	Adam Henrich	LW	Brampton (OHL)
4/100	Dmitri Kazionov	C	Lada Togliatti (Russia)
5/135	Joseph Pearce	G	New Hampshire (EJHL)
5/162	Gerard Dicaire	D	Kootenay (WHL)
6/170	P.J. Atherton	D	Cedar Rapids (USHL)
6/174	Karri Akkanen	C	Ives Tampere (Finland Jr)
6/183	Paul Ranger	D	Oshawa (OHL)
7/213	Fredrik Norrena	G	TPS (Finland)
8/233	Vasily Koshechkin	G	Lada Togliatti (Russia-1)
8/255	Ryan Craig	C	Brandon (WHL)
8/256	Darren Reid	RW	Medicine Hat (WHL)
9/286	Alexei Glukhov	LW	Khimik Voskresensk (Russia-2)
9/287	John Toffey	C	Ohio State (CCHA)
2001			
1/3	Alexander Svitov	C	Omsk (Russia)
2/47	Alexander Polushin	RW	Tver (Russia)
2/61	Andreas Holmqvist	D	Hammarby (Sweden)
3/94	Evgeniy Artyukhin	RW	Podolsk (Russia-2)
4/123	Aaron Lobb	RW	London (OHL)
5/138	Paul Lynch	D	Valley Jr. (EJHL)
6/188	Arthur Femenella	D	Sioux City (USHL)
7/219	Dennis Packard	LW	Harvard (ECAC)
7/222	Jeremy Van Hoof	D	Ottawa (OHL)
8/252	J.F. Soucy	C	Montreal (QMJHL)
8/259	Dimitri Bezrukov	LW	Neftkhimik (Russia)
9/261	Vitali Smolianinov	C	Neftkhimik (Russia)
9/261	Ilya Solarev	LW	Molot Perm (Russia)
9/289	Henrik Bergfors	D	Sodertalje (Sweden Jr.)

RD/NO.	PLAYER	POS	CLUB
2000			
1/8	Nikita Alexeev	RW	Erie (OHL)
2/34	Ruslan Zainullin	RW	Ak Bars Kazan (Russia)
3/81	Alexander Kharitonov	RW	Dynamo Moscow (Russia)
4/126	Johan Hagglund	C	Modo Jr. (Sweden Jr.)
5/161	Pavel Sedov	RW	Khimik Voskresensk (Russia-2)
6/191	Aaron Gionet	D	Kamloops (WHL)
7/222	Marek Priechodsky	D	Bratislava (Slovakia)
7/226	Brian Eklund	G	Brown University (ECAC)
8/233	Alexander Polukeyev	G	SKA St. Petersburg (Russia-2)
9/263	Thomas Ziegler	C	HC Ambri-Piotta (Swiss)
1999			
2/47	Sheldon Keefe	RW	Barrie (OHL)
3/67	Evgeny Konstantinov	G	Ak Bars Kazan (Russia-2)
3/75	Brett Scheffelder	D	Medicine Hat (WHL)
3/88	Jimmie Olvestad	LW	Djurgardens IF Stockholm (Sweden)
5/127	Kaspars Astashenko	D	Cincinnati (IHL)
5/148	Michal Lanicek	G	Slavia Praha Jr. (Czech Jr.)
6/182	Fedor Fedorov	LW	Port Huron (OHL)
7/187	Ivan Rachunek	LW	ZPS Zlin Jr. (Czech Jr.)
8/216	Erkki Rajamaki	LW	HIFK Helsinki (Finland)
9/244	Mikko Kuparinen	D	Grand Rapids (IHL)
1998			
1/1	Vincent Lecavalier	C	Rimouski (QMJHL)
3/64	Brad Richards	C	Rimouski (QMJHL)
3/72	Dmitry Afanasev	Torpedo Yaroslavl (Russia-2)	
4/92	Eric Beaudoin	LW	Guelph (OHL)
5/121	Curtis Rich	D	Calgary (WHL)
6/146	Sergei Kuznetsov	C	Torpedo Yaroslavl (Russia-2)
7/174	Brett Allan	LW	Swift Current (WHL)
7/194	Oak Hower	C	Sault Ste. Marie (OHL)
8/221	Daniel Hulak	D	Swift Current (WHL)
9/229	Chris Lyness	D	Rouyn-Noranda (QMJHL)
9/252	Martin Cibak	C	HK 32 Liptovsky (Czech Jr.)
	Mikulas (Slovakia)		
1997			
1/7	Paul Mara	D	Sudbury (OHL)
2/33	Kyle Kos	D	Red Deer (WHL)
3/61	Matt Elich	RW	Windsor (OHL)
5/108	Mark Thompson	D	Regina (WHL)
5/109	Jan Sulc	C	HC Chemopetrol Litvinov Jr. (Czech Jr.)
5/112	Karel Betik	D	Kelowna (WHL)
6/153	Andrei Skopintsev	D	TPS Turku (Finland)
7/168	Justin Jack	RW	Kelowna (WHL)
7/170	Eero Somervuori	RW	Jokerit Helsinki (Finland)
7/185	Samuel St. Pierre	RW	Victoriaville (QMJHL)
8/198	Shawn Skolney	D	Seattle (WHL)
9/224	Paul Comrie	C	University of Denver (WCHA)
1996			
1/16	Mario Larocque	D	Hull (QMJHL)
3/69	Curtis Tipler	RW	Regina (WHL)
5/125	Jason Robinson	D	Niagara Falls (OHL)
6/152	Nikolai Ignatov	D	CSKA Moscow (CIS-2)
6/157	Xavier Delisle	C	Granby (QMJHL)
7/179	Pavel Kubina	D	HC Vitkovice (Czech)
1995			
1/5	Daymond Langkow	C	Tri-City (WHL)
2/30	Mike McBain	D	Red Deer (WHL)
3/56	Shane Willis	RW	Prince Albert (WHL)
5/108	Konsta Golokhvastov	RW	Dynamo Moscow (CIS)
6/134	Eduard Pershin	C	Dynamo Moscow (CIS)
7/160	Cory Murphy	D	Sault Ste. Marie (OHL)
8/186	Joe Cardarelli	LW	Spokane (WHL)
9/212	Zac Bierk	G	Peterborough (OHL)

RD/NO.	PLAYER	POS	CLUB
1994			
1/8	Jason Wiemer	C	Portland (WHL)
2/34	Colin Cloutier	C	Brandon (WHL)
3/55	Vadim Epanchintsev	C	Spartak Moscow (CIS)
4/86	Dmitri Klevakin	LW	Spartak Moscow (CIS)
6/137	Daniel Juden	C	Governor Dummer (USHS)
6/138	Bryce Salvador	D	Lethbridge (WHL)
7/164	Chris Maillet	D	Red Deer (WHL)
8/190	Alexei Baranov	D	Dynamo Moscow (CIS-2)
9/216	Yuri Smirnov	C	Spartak Moscow (CIS)
10/242	Shawn Gervais	C	Seattle (WHL)
11/268	Brian White	D	Arlington Catholic (USHS)
1993			
1/3	Chris Gratton	C	Kingston (OHL)
2/29	Tyler Moss	G	Kingston (OHL)
3/55	Allan Egeland	C	Tacoma (WHL)
4/81	Marian Kacir	RW	Owen Sound (WHL)
5/107	Ryan Brown	D	Swift Current (WHL)
6/133	Kiley Hill	LW	Sault Ste. Marie (OHL)
7/159	Mathieu Raby	D	Victoriaville (QMJHL)
8/185	Ryan Naus	LW	Peterborough (OHL)
9/211	Alexandre Laporte	D	Victoriaville (QMJHL)
10/237	Brett Duncan	D	Seattle (WHL)
11/263	Mark Szoke	LW	Lethbridge (WHL)
1992			
1/1	Roman Hamrlik	D	AC ZPS Zlin (Czech)
2/26	Drew Bannister	D	Sault Ste. Marie (OHL)
3/49	Brent Gretzky	C	Belleville (OHL)
4/74	Aaron Gavey	C	Sault Ste. Marie (OHL)
5/97	Brantt Myhrnes	RW	Lethbridge (WHL)
6/122	Martin Tangay	C	Verdon (QMJHL)
7/145	Derek Wilkinson	G	Detroit (OHL)
8/170	Dennis Maxwell	LW	Niagara Falls (OHL)
9/193	Andrew Kemper	D	Seattle (WHL)
10/218	Marc Tardif	LW	Shawinigan (QMJHL)
11/241	Tom MacDonald	C	Sault Ste. Marie (OHL)

SUPPLEMENTAL DRAFT SELECTIONS

YEAR	NO.	PLAYER	POS	AMATEUR CLUB
1994	8	Francois Bouchard	D	Northeastern University (HE)
1993	3	Brent Peterson	LW	Michigan Tech (WCHA)
1992	1	Cory Cross	D	University of Alberta (CIAU)

WAIVER DRAFT HISTORY

YEAR	PLAYER	POS	CLAIMED FROM
2001	Glen Metropolit	C	Washington
2000	Jason Podollan	RW	Los Angeles
1999	Viacheslav Butsayev	C	Ottawa
1998	Brent Gilchrist	LW	Detroit
1997	Mick Vukota	RW	NY Islanders
1992	Adam Creighton	C	NY Islanders

ALL-TIME PLAYER ACQUISITIONS & TRADES

JUN. 18, 1992 Acquired the following players in the 1992 NHL Expansion Draft:
RW Tim Bergland from Washington
D Jeff Blomberg from NY Rangers
C Brian Bradley from Toronto
G Frederic Chabot from Montreal
D Shawn Chambers from Washington
D Doug Crossman from Quebec
RW Rob DiMaio from NY Islanders
LW Mike Hartman from Winnipeg
RW Tim Hunter from Calgary
LW Steve Maltais from Quebec
D Bob McGill from Detroit
LW Basil McRae from Minnesota
C Michel Mongeau from St. Louis
RW Keith Osborne from Toronto
D Rob Ramage from Minnesota
D Joe Reekie from NY Islanders
C Anatoli Semenov from Edmonton
LW Shayne Stevenson from Boston
D Peter Taglianetti from Pittsburgh
LW Dan Vinzelette from Chicago
G Wendell Young from Pittsburgh.

JUN. 19, 1992 Acquired G J.C. Bergeron from Montreal for G Frederic Chabot.
Acquired RW Danton Cole from Winnipeg in exchange for future considerations; Acquired G Pat Jablonski, RW Darin Kimble, D Rob Robinson, and RW Steve Tuttle from St. Louis in exchange for a 1994 fourth-round draft pick, a 1995 fifth-round draft pick, and a 1996 sixth-round draft pick; Traded RW Tim Hunter to Quebec in exchange for future considerations (RW Martin Simard); Signed D Scott Boston.

JUNE 29, 1992 Signed RW Mikael Andersson, D Shawn Rivers, and D Chris LiPuma
JULY 9, 1992 Signed free agent D Marc Bergevin.
JULY 10, 1992 Signed free agent LW Christian Campeau. Signed free agent LW Jean Blouin.
JULY 13, 1992 Signed free agent LW Rob Zamuner. Signed free agent D Jeff Buchanan.
JULY 21, 1992 Signed free agent LW Chris Kontos.
JULY 29, 1992 Signed free agent C Jock Callander. Signed free agent C Jason LaFreniere. Signed free agent G Mike Greenlay. Signed free agent D Stephane J.G. Richer.
AUG. 5, 1992 Signed free agent RW John Tucker.
AUG. 18, 1992 Signed free agent C Mark Green.
AUG. 21, 1992 Signed free agent D Jim Benning.
AUG. 27, 1992 Signed free agent G David Littman.
SEPT. 1, 1992 Signed free agent RW Stan Drulia. Signed free agent D Rick Lanz.
SEPT. 4, 1992 Acquired C Ken Hodge and D Matt Hervej from Boston for RW Darin Kimble and future considerations.

SEPT. 14, 1992 Acquired RW Martin Simard from Quebec to complete Jun. 19, 1992 trade which sent RW Tim Hunter to Quebec for future considerations. Traded D Jeff Blomberg to Edmonton for future considerations.
SEPT. 25, 1992 Acquired C Adam Creighton from the NY Islanders in the NHL Waiver Draft.
OCT. 1, 1992 Acquired C Marc Bureau off waivers from Minnesota.
OCT. 16, 1992 Acquired D Bob Beers from Boston for D Stephane J.G. Richer.
OCT. 28, 1992 Acquired LW Dave Capuano and a 1994 fourth-round draft pick (traded to New Jersey) from Vancouver in exchange for C Anatoli Semenov.
NOV. 3, 1992 Acquired C Steve Kasper from Philadelphia in exchange for LW Dan Vinzelette
DEC. 8, 1992 Acquired LW Jason Ruff, a 1994 fourth-round draft pick (RW Dmitri Klevakin), a 1995 fifth-round draft pick (LW Konstantin Golokhvastov), and a 1996 sixth-round draft pick (D Nikolai Ignatov) from St. Louis in exchange for LW Basil McRae, D Doug Crossman, and a 1996 fourth-round draft pick
JAN. 28, 1993 Acquired RW Herb Raglan from Quebec in exchange for C Michel Mongeau, RW Martin Simard, and RW Steve Tuttle
FEB. 12, 1993 Acquired D Eric Charron, D Alain Cote, and future considerations (D Donald Dufresne) from Montreal in exchange for D Rob Ramage
MAR. 20, 1993 Acquired C Randy Gilhen from NY Rangers in exchange for LW Mike Hartman; Acquired a 1993 third-round draft pick (compensated to Florida) from Pittsburgh in exchange for D Peter Taglianetti
MAR. 22, 1993 Signed D Eric Dubois
JUNE 2, 1993 Acquired D Dennis Vial from Detroit in exchange for LW Steve Maltais
JUNE 8, 1993 Acquired RW Petr Klimal from Edmonton in exchange for a 1994 third-round draft pick
JUNE 16, 1993 Acquired D Peter Ahola from San Jose in exchange for LW Dave Capuano
JUNE 19, 1993 Selected G Glenn Healy from Anaheim and G Daren Puppia from Florida in Phase II of the 1993 NHL Expansion Draft; Acquired a 1993 third-round draft pick (C Allan Egeland) from NY Rangers in exchange for G Glenn Healy
JULY 21, 1993 Signed LW Gerard Gallant
JULY 29, 1993 Signed C Denis Savard
AUG. 10, 1993 Signed D Rudy Poeschek

AUG. 13, 1993 Signed C Bill McDougall
SEPT. 27, 1993 Traded D Peter Ahola to Calgary in exchange for cash considerations
OCT. 5, 1993 Acquired RW Pat Elynuik from Washington in exchange for a 1995 fifth-round draft pick
OCT. 22, 1993 Acquired D Chris Joseph from Edmonton in exchange for D Bob Beers
NOV. 11, 1993 Traded G Pat Jablonski to Toronto in exchange for cash considerations
SEPT. 27, 1993 Acquired RW Jim Cummins and a 1995 fourth-round draft pick (traded to Philadelphia) from Philadelphia in exchange for RW Rob DiMaio
FEB. 21, 1994 Acquired a 1994 sixth-round draft pick (RW Daniel Juden) from Los Angeles in exchange for D Donald Dufresne
MAR. 18, 1994 Acquired D Enrico Ciccone, a 1994 third-round draft pick (traded to Anaheim), and a 1995 fifth-round draft pick (LW Konstantin Golokhvastov) from Washington in exchange for D Joe Reekie
MAR. 19, 1994 Acquired LW Jeff Toms from New Jersey in exchange for a 1994 fourth-round draft pick
MAR. 21, 1994 Acquired a 1994 third-round draft pick (C Vadim Epanchintsev) from Anaheim in exchange for a 1994 third-round draft pick and a 1995 fourth-round draft pick
MAY 31, 1994 Acquired RW Alex Selivanov from Philadelphia in exchange for a 1995 fourth-round draft pick
JUNE 29, 1994 Acquired D Tom Tilley from St. Louis in exchange for C Adam Creighton
SEPT. 6, 1994 Claimed D Bob Halkidis off waivers from Detroit
OCT. 6, 1994 Traded G Wendell Young to Pittsburgh in exchange for future considerations
FEB. 10, 1995 Acquired LW Paul Ysebaert and RW Rich Sutter from Chicago in exchange for RW Jim Cummins, D Jeff Buchanan, and D Tom Tilley
FEB. 16, 1995 Traded RW Rich Sutter to Toronto in exchange for cash considerations
FEB. 22, 1995 Acquired C Alexander Semak and RW Ben Hankinson from New Jersey in exchange for D Shawn Chambers and RW Danton Cole
MAR. 13, 1995 Acquired D Michal Sykora from Chicago in exchange for G Mark Fitzpatrick and a 1999 fourth-round draft pick
MAR. 14, 1995 Acquired D Adrién Plavsic from Vancouver in exchange for a 1997 fifth-round draft pick
MAR. 23, 1995 Acquired a 1996 sixth-round draft pick (C Xavier Delisle) from Chicago in exchange for C Denis Savard
APR. 6, 1995 Acquired LW Brian Bellows from Montreal in exchange for C Marc Bureau
JUNE 30, 1995 Signed RW Corey Spring
JULY 24, 1995 Signed D Bill Houlder
JULY 26, 1995 Acquired LW Shawn Burr and a 1996 third-round draft pick (traded to Boston) from Detroit in exchange for D Marc Bergevin and RW Ben Hankinson; Acquired D David Shaw from Boston in exchange for a 1996 third-round draft pick
AUG. 17, 1995 Signed C John Cullen
SEPT. 11, 1995 Acquired a 1997 fifth-round draft pick (D Karel Betik) from NY Islanders in exchange for C Alexander Semak
SEPT. 14, 1995 Acquired D Steven Finn from Colorado in exchange for a 1997 fourth-round draft pick
OCT. 5, 1995 Acquired D Michel Petit from Los Angeles in exchange for D Steven Finn
NOV. 13, 1995 Acquired a 1997 seventh-round draft pick (RW Eero Somervuori) from Washington in exchange for D Eric Charron
NOV. 16, 1995 Acquired G Jeff Reese from Hartford in exchange for a 1996 ninth-round draft pick
NOV. 13, 1995 Acquired LW Patrick Poulin, D Igor Ulanov, and a 1996 second-round draft pick (traded to New Jersey) from Chicago in exchange for D Enrico Ciccone and 1996 a second-round draft pick
NOV. 16, 1995 Signed LW David Matsos
DEC. 1, 1995 Acquired C Corey Schwab from New Jersey in exchange for G Jeff Reese, a 1996 second-round draft pick, and a 1996 eighth-round draft pick
MAR. 20, 1996 Signed LW David Matsos
MAY 1, 1996 Acquired C Corey Schwab from New Jersey in exchange for G Jeff Reese, a 1996 second-round draft pick, and a 1996 eighth-round draft pick
JUNE 22, 1996 Signed LW David Matsos
JULY 29, 1996 Acquired D Craig Wolanin from Colorado in exchange for a 1998 second-round draft pick
AUG. 3, 1996 Signed D Jay Wells
AUG. 22, 1996 Acquired a 1997 fifth-round draft pick (C Jan Sulc) from Los Angeles in exchange for RW Petr Klima
AUG. 27, 1996 Acquired RW Dino Ciccarelli from Detroit in exchange for a 1998 fourth-round draft pick
SEPT. 10, 1996 Signed RW Paul Brousseau
NOV. 18, 1996 Acquired a 1997 sixth-round draft pick (D Andrei Skopintsev) from Anaheim in exchange for LW Brian Bellows
NOV. 19, 1996 Acquired G Rick Tabaracci from Calgary in exchange for C Aaron Gavey
JAN. 31, 1997 Acquired a 1998 third-round draft pick (traded to Edmonton) from Toronto in exchange for D Craig Wolanin
MAR. 18, 1997 Acquired D Jeff Norton from Edmonton in exchange for D Drew Bannister and a 1997 sixth-round draft pick; Acquired D Jamie Huscroft from Calgary in exchange for G Tyler Moss
JUNE 21, 1997 Acquired a 1997 fifth-round draft pick (D Mark Thompson) from San Jose in exchange for LW Shawn Burr; Acquired a 1998 fourth-round draft pick (LW Eric Beaudoin) from Calgary in exchange for G Rick Tabaracci
JULY 16, 1997 Acquired LW Vladimir Vujtek and a 1998 third-round draft pick (LW Dmitri Afanasev) from Edmonton in exchange for RW Brant Myhrnes and a 1998 third-round draft pick; Signed D Yves Racine

AUG. 20, 1997 Acquired RW Mikael Renberg and D Karl Dykhuis from Philadelphia in exchange for a 1998 first-round draft pick, a 1999 first-round draft pick, a 2000 first-round draft pick, and a 2001 first-round draft pick
AUG. 26, 1997 Signed D Victor Ignatjev
SEPT. 23, 1997 Signed LW Louie DeBrusk
SEPT. 28, 1997 Claimed RW Mick Vukota from NY Islanders in the 1997 NHL Waiver Draft
OCT. 2, 1997 Acquired RW Troy Mallette
DEC. 30, 1997 Acquired D Bryan Marchment, C Steve Kelly, and C Jason Bonsignore from Edmonton in exchange for D Roman Hamrlik and the rights to C Paul Comrie
JAN. 15, 1998 Acquired RW Stephane J.J. Richer, RW Darcy Tucker, and D David Wikie from Montreal in exchange for LW Patrick Poulin, D Igor Ulanov, and RW Mick Vukota; Acquired RW Jody Hull and G Mark Fitzpatrick from Florida in exchange for RW Dino Ciccarelli and D Jeff Norton
JAN. 22, 1998 Claimed D Jassen Cullimore off waivers from Montreal
MAR. 14, 1998 Acquired D Enrico Ciccone from Vancouver in exchange for D Jamie Huscroft
MAR. 24, 1998 Acquired RW Sandy McCarthy, a 1998 third-round draft pick (C Brad Richards), and a 1998 fifth-round draft pick (D Curtis Rich) from Calgary in exchange for LW Jason Wiemer; Acquired LW Andrei Nazarov and a 1998 first-round draft pick (C Vincent Lecavalier) from San Jose in exchange for D Bryan Marchment, D David Shaw, and a 1998 first-round draft pick
JUNE 11, 1998 Acquired C Craig Janney from Phoenix in exchange for LW Louie DeBrusk and a 1998 fifth-round draft pick
JUNE 18, 1998 Acquired G Bill Ranford from Washington in exchange for a 1998 third-round draft pick and a 1999 second-round draft pick
JUNE 27, 1998 Acquired a 1998 seventh-round draft pick (C Oak Hower), a 1998 eighth-round draft pick (D Daniel Hula), and a 1998 ninth-round draft pick (C Martin Cibak) from Colorado in exchange for a 1999 sixth-round pick
JULY 16, 1998 Signed LW Wendel Clark
JULY 17, 1998 Acquired D Michal Sykora from Chicago in exchange for G Mark Fitzpatrick and a 1999 fourth-round draft pick
JULY 29, 1998 Signed C Benoit Hogue
JULY 30, 1998 Signed C Jesse Belanger
OCT. 5, 1998 Claimed LW Brent Gilchrist from Detroit in 1998 NHL Waiver Draft; Acquired a 1999 sixth-round draft pick (traded to Detroit) from Detroit in exchange for LW Brent Gilchrist
OCT. 7, 1998 Signed C Vincent Lecavalier to a three-year entry-level contract
OCT. 13, 1998 Signed D Kjetil Samuelsson
DEC. 10, 1998 Acquired D Drew Bannister from Anaheim in exchange for a 2000 fifth-round draft pick
DEC. 12, 1998 Acquired C Chris Gratton and C Mike Sillinger from Philadelphia in exchange for RW Mikael Renberg and C Daymond Langkow
DEC. 28, 1998 Traded D Enrico Ciccone to Washington in exchange for future considerations; Acquired D Petr Svoboda from Philadelphia in exchange for D Karl Dykhuis
JAN. 18, 1999 Acquired a 1999 sixth-round draft pick (LW Fedor Fedorov) from NY Islanders in exchange for C Craig Janney
JAN. 19, 1999 Acquired C Michael Nylander from Calgary in exchange for LW Andrei Nazarov
JAN. 29, 1999 Acquired C Alexandre Daigle from Edmonton in exchange for RW Alex Selivanov; Acquired D Sami Helenius from Calgary in exchange for future considerations
FEB. 14, 1999 Signed C Robert Petrovicky
MAR. 18, 1999 Traded LW Brent Peterson to Pittsburgh in exchange for cash considerations
MAR. 20, 1999 Acquired G Kevin Hodson and a 1999 fifth-round draft pick (G Michal Lamacik) from Philadelphia in exchange for RW Sandy McCarthy and RW Mikael Andersson
MAR. 21, 1999 Acquired D Sergey Gusev from Dallas in exchange for C Benoit Hogue and a 2001 sixth-round draft pick
MAR. 23, 1999 Acquired G Kevin Hodson and a 1999 second-round draft pick (RW Sheldon Keefe) from Detroit in exchange for LW Wendel Clark and a 1999 sixth-round draft pick; Acquired a conditional 1999 draft pick from Detroit in exchange for G Bill Ranford; Traded D Sami Helenius to Colorado in exchange for future considerations
JUNE 26, 1999 Acquired a 1999 first-round draft pick (traded to NY Rangers) and two 1999 third-round draft picks (D Brett Scheffeldermaier, LW Jimmie Olvestad) from Vancouver in exchange for a 1999 first-round draft pick; Acquired G Dan Cloutier, RW Niklas Sundstrom, a 2000 first-round draft pick (RW Nikita Alexeev), and a 2000 third-round draft pick (traded to San Jose) from NY Rangers in exchange for a 1999 first-round draft pick
JUNE 30, 1999 Acquired LW Andreas Johansson and the rights to sign general manager Rick Dudley from Ottawa in exchange for LW Rob Zamuner and a 2002 second-round draft pick
JULY 5, 1999 Signed LW Jeff Shevalier
JULY 16, 1999 Signed LW Kyle Freadrich and RW Dale Rominski
JULY 22, 1999 Signed D Phil von Stefenelli
AUG. 4, 1999 Acquired D Andrei Zyuzin, D Bill Houlder, LW Shawn Burr, and C Steve Guolla from San Jose in exchange for RW Niklas Sundstrom and a 2000 third-round draft pick
AUG. 5, 1999 Acquired G Jeff Reese and a 2000 ninth-round draft pick (traded to Philadelphia) from Toronto in exchange for a 2000 ninth-round draft pick

SEPT. 6, 1999 Signed RW Dan Kesa
SEPT. 27, 1999 Claimed C Vacheslav Butsayev from Ottawa in the 1999 NHL Waiver Draft
SEPT. 29, 1999 Signed RW Stan Drulia and D Ian Herbers
OCT. 1, 1999 Acquired LW Fredrik Modin from Toronto in exchange for D Cory Cross and a 2001 seventh-round draft pick
OCT. 2, 1999 Signed D Ben Clymer
OCT. 3, 1999 Traded RW Alexandre Daigle to NY Rangers in exchange for future considerations
OCT. 7, 1999 Acquired a 2000 seventh-round draft pick (G Brian Klund) from New Jersey in exchange for C Steve Kelly
OCT. 29, 1999 Traded D Mikko Kuparinen to Atlanta in exchange for future considerations; Claimed C Steve Martins off waivers from Ottawa
NOV. 11, 1999 Acquired C Bruce Gardiner from Ottawa in exchange for LW Colin Forbes
NOV. 12, 1999 Acquired D Bryan Muir and LW Reid Simpson from Chicago in exchange for C Michael Nylander
NOV. 20, 1999 Acquired the rights to RW Niks Elman and a 2000 fourth-round draft pick (traded to NY Islanders) from Calgary in exchange for LW Andreas Johansson
NOV. 26, 1999 Acquired LW Gordie Dwyer from Montreal in exchange for D Mike McEbin; Claimed LW Pavel Torgajev off waivers from Calgary
NOV. 29, 1999 Acquired LW Todd Warriner from Toronto in exchange for a 2000 third-round draft pick
JAN. 13, 2000 Acquired D Chris McAlpine and G Rich Parent from St. Louis in exchange for RW Stephane J.J. Richer
JAN. 17, 2000 Acquired RW Jaroslav Svejkovsky from Washington in exchange for a 2000 seventh-round draft pick and a 2001 third-round draft pick
FEB. 9, 2000 Acquired RW Mike Johnson, D Marek Posmyk, a 2000 fifth-round draft pick (RW Pavel Sedov), a 2000 sixth-round draft pick (D Aaron Gionet), and a 2001 fifth-round draft pick (traded to Los Angeles) from Toronto in exchange for RW Darcy Tucker, a 2000 fourth-round draft pick, and a 2001 fifth-round draft pick
MAR. 8, 2000 Traded LW Jeff Shevalier to Ottawa in exchange for future considerations
MAR. 9, 2000 Acquired a 2000-seventh round draft pick (traded to NY Islanders) from NY Islanders in exchange for D Ian Herbers
MAR. 10, 2000 Acquired C Wayne Primeau, C Brian Holzinger, D Cory Sarich, and a 2000 third-round draft pick (LW Alexander Kharitonov) from Buffalo in exchange for C Chris Gratton and a 2001 second-round draft pick
MAR. 11, 2000 Acquired D Mikko Kuparinen from Atlanta in exchange for D Chris McAlpine
MAR. 14, 2000 Acquired C Ryan Johnson and LW Dwayne Hay from Florida in exchange for C Mike Sillinger
MAR. 27, 2000 Signed G Dieter Kochan
MAR. 30, 2000 Signed D Kenton Smith
APR. 13, 2000 Signed D Mike Jones
MAY 31, 2000 Signed D Brad Richards to a three-year entry-level contract
JUNE 1, 2000 Acquired a 2000 seventh-round draft pick (D Marek Priechodsky) from Florida in exchange for the rights to LW Eric Beaudoin
JUNE 2, 2000 Acquired a 2000 seventh-round draft pick (traded to Philadelphia) from Montreal in exchange for G Kevin Hodson
JUNE 4, 2000 Acquired a 2000 seventh-round draft pick (traded to Buffalo) from Ottawa in exchange for G Rich Parent
JUNE 24, 2000 Acquired G Kevin Weekes, D Kristian Kudroc, and a 2001 second-round draft pick (traded to Phoenix) from NY Islanders in exchange for a 2000 first-round draft pick, a 2000 fourth-round draft pick, and a 2000 seventh-round draft pick
JUNE 25, 2000 Acquired a 2000 fourth-round draft pick (C Johan Hagglund) from Philadelphia in exchange for a 2000 sixth-round draft pick, a 2000 seventh-round draft pick, and a 2000 ninth-round draft pick; Acquired a 2001 seventh-round draft pick (traded to Ottawa) and a 2001 ninth-round draft pick (LW Ilya Solarev) from Buffalo in exchange for a 2000 seventh-round draft pick; Acquired a 2000 ninth-round draft pick (C Thomas Ziegler) from New Jersey in exchange for a 2001 eighth-round draft pick
JULY 31, 2000 Signed RW Martin St. Louis to a two-year contract
SEPT. 29, 2000 Claimed RW Jason Podolun from Los Angeles in the 2000 NHL Waiver Draft
OCT. 25, 2000 Claimed D Craig Millar off waivers from Nashville
NOV. 3, 2000 Claimed D Maxim Galanov off waivers from Florida
JAN. 4, 2001 Acquired a 2001 conditional draft pick from NY Islanders in exchange for G Steve Martins
JAN. 21, 2001 Acquired a 2001 eighth-round draft pick (LW Dmitri Bezrukov) from Colorado in exchange for D Bryan Muir
FEB. 1, 2001 Acquired RW Matthew Barnaby from Pittsburgh in exchange for C Wayne Primeau; Signed D Grant Lodyard
FEB. 7, 2001 Acquired D Adrian Aucoin and a 2001 second-round draft pick (C Alexander Polushin) from Vancouver in exchange for G Dan Cloutier
FEB. 16, 2001 Acquired G Wade Flaherty from NY Islanders in exchange for a 2001 conditional draft pick
FEB. 20, 2001 Acquired LW Konstantin Kalimkov from Toronto in exchange for D Maxim Galanov
MAR. 5, 2001 Acquired G Nikolai Khabibulin and D Stan Neckar from Phoenix in exchange for RW Mike Johnson, D Paul Mara, RW Ruslan Zainullin, and a 2001 second-round draft pick

MAR. 13, 2001 Acquired C John Emmons from Ottawa in exchange for D Craig Miller; Acquired a 2001 seventh-round draft pick (D Jeremy Van Hoof) from Dallas in exchange for D Grant Ledyard

JUNE 18, 2001 Acquired C Juha Ylonen from Phoenix in exchange for LW Todd Warriner

JUNE 22, 2001 Acquired D Mathieu Biron and a 2002 second-round draft pick (traded to Washington) from NY Islanders in exchange for D Adrian Aucoin and LW Alexander Kharitonov

JUNE 23, 2001 Acquired a 2001 second-round draft pick (D Andreas Holmqvist) from Washington in exchange for a 2002 second-round draft pick; Acquired a 2001 third-round draft pick (RW Evgeny Artukhin) from Ottawa in exchange for a 2001 fourth-round draft pick and a 2001 seventh-round draft pick

JUNE 24, 2001 Acquired D Nolan Pratt from Colorado in exchange for a 2001 sixth-round draft pick; Acquired a 2001 fourth-round draft pick (RW Aaron Lobb), a 2001 fifth-round draft pick (D Paul Lynch), and a 2001 seventh-round draft pick (LW Dennis Packard) from Philadelphia in exchange for a 2002 third-round draft pick; Acquired a 2001 sixth-round draft picks (D Art Femenella, traded to Colorado) from Los Angeles in exchange for a 2001 fifth-round draft pick; Acquired a 2001 eighth-round draft pick (LW Jean-Francois Soucy), and a 2002 ninth-round draft pick (C John Toffey) from Philadelphia in exchange for a 2002 seventh-round draft pick; Acquired a 2001 ninth-round draft pick (D Henrik Bergfors) from Colorado in exchange for a 2002 ninth-round draft pick

JUNE 30, 2001 Acquired C Tim Taylor from NY Rangers in exchange for RW Nils Ekman and LW Kyle Feadrich

JULY 10, 2001 Acquired C Vaclav Prospal from Florida in exchange for C Ryan Johnson and a 2003 sixth-round draft pick

JULY 12, 2001 Signed G Michal Lanicak, G Alexander Polukheev, and D Marek Priechodsky to three-year contracts

JULY 13, 2001 Signed LW Dave Andreychuk and D Grant Ledyard

AUG. 21, 2001 Signed LW Ryan Tobler

SEPT. 28, 2001 Claimed C Glen Metropolit from Washington in the 2001 NHL Waiver Draft

OCT. 19, 2001 Signed RW Gaetan Royer

NOV. 9, 2001 Acquired D Josef Boumedienne, D Sascha Goc, and the rights to RW Anton But from New Jersey in exchange for D Andrei Lyuzin

DEC. 12, 2001 Acquired LW Zdeno Ciger from NY Rangers in exchange for RW Matthew Barnaby

DEC. 28, 2001 Acquired D Harlan Pratt from Carolina in exchange for D Kaspars Astashenko

JAN. 7, 2002 Acquired D Dan Boyle from Florida in exchange for a 2003 fifth-round draft pick

MAR. 5, 2002 Acquired LW Chris Dingman and RW Shane Willis from Carolina in exchange for G Kevin Weekes

MAR. 15, 2002 Acquired RW Andre Roy and a 2002 sixth-round draft pick (D Paul Ranger) from Ottawa in exchange for C Juha Ylonen

MAY 29, 2002 Signed G Kevin Hodson

JUNE 17, 2002 Signed C Alexander Svitov to a three-year entry-level contract

JUNE 21, 2002 Acquired RW Ruslan Fedotenko and two 2002 second-round draft picks (traded to Dallas and San Jose) from Philadelphia in exchange for a 2002 first-round draft pick

JUNE 22, 2002 Acquired D Brad Lukowich and a 2003 seventh-round draft pick (LW Jay Rosehill) from Dallas in exchange for a 2002 second-round draft pick; Acquired a 2002 second-round draft pick (LW Adam Henrich) and a 2002 fifth-round draft pick (D Gerard Dicaire) from San Jose in exchange for a 2002 second-round draft pick

JUNE 23, 2002 Acquired a 2002 sixth-round draft pick (C Karri Akkanen), two 2002 eighth-round draft picks (C Ryan Craig, RW Darren Reid), and a 2002 ninth-round draft pick (LW Alexei Glukhikh) from Carolina in exchange for a 2003 fourth-round draft pick; Acquired a 2002 seventh-round draft pick (G Fredrik Norrena) from Ottawa in exchange for D Josef Boumedienne

SEPT. 11, 2002 Signed D Darren Rumble to a one-year contract

OCT. 10, 2002 Acquired LW Boyd Kane from NY Rangers in exchange for LW Gordie Dwyer

JAN. 13, 2003 Acquired G John Grahame from Boston in exchange for a 2004 fourth-round draft pick

JAN. 23, 2003 Signed D Corey Foster

MAR. 11, 2003 Claimed D Janne Laukkanen off waivers from NY Rangers; Acquired D Marc Bergevin from Pittsburgh in exchange for C Brian Holzinger

MAY 12, 2003 Acquired a 2003 ninth-round draft pick (LW Albert Vishnyakov) from Pittsburgh in exchange for D Marc Bergevin

JUNE 19, 2003 Signed C Eric Perrin

JUNE 21, 2003 Acquired LW Cory Stillman from St. Louis in exchange for a 2003 second-round draft pick

JUNE 22, 2003 Acquired a 2003 eighth-round draft pick (RW Reimonds Danilics) and a 2003 ninth-round draft pick (RW Zbynek Hrdel) from Philadelphia in exchange for a 2004 seventh-round draft pick and a 2004 ninth-round draft pick

JULY 23, 2003 Signed D Pascal Trepanier

OCT. 24, 2003 Claimed RW Sheldon Keefe off waivers from NY Rangers

OCT. 27, 2003 Acquired a 2004 eighth-round draft pick (LW Justin Keller) from St. Louis in exchange for LW Erkki Rajamaki

JAN. 27, 2004 Acquired D Darryl Sydor and a 2004 fourth-round draft pick (D Mike Lundin) from Columbus in exchange for C Alexander Svitov and a 2004 third-round draft pick

FEB. 25, 2004 Acquired D Timo Helbling from Nashville in exchange for a 2004 eighth-round draft pick

MAR. 9, 2004 Acquired D Stan Neckar from Nashville in exchange for a 2004 sixth-round draft pick

JUNE 1, 2004 Signed RW Darren Reid, LW Adam Henrich, and D Paul Ranger

JUNE 27, 2004 Acquired a 2004 fifth-round draft pick (D Brandon Elliott) and two 2004 sixth-round draft picks (D Jan Zapletal, G Karri Rame) from Philadelphia in exchange for a 2005 third-round draft pick

JULY 19, 2004 Signed C Craig Darby

JULY 28, 2004 Signed C Jarrod Skalde and LW Steve McLaren

JULY 30, 2004 Signed D Terry Virtue, D Mike Egener, C Nick Tarnasky, and LW Dennis Packard

AUG. 16, 2004 Acquired C Vaclav Prospal from Anaheim in exchange for a 2005 second-round draft pick

SEP. 15, 2004 Signed C Andre Deveaux to a three-year entry-level contract

JULY 27, 2005 Signed G Gerald Coleman to a three-year entry-level contract

JULY 28, 2005 Signed G Jonathan Boutin and RW Zbynek Hrdel to three-year entry-level contracts

JULY 30, 2005 Acquired a 2005 third-round draft pick (C Blair Jones) and a 2005 fourth-round draft pick (RW Chris Lawrence) from Philadelphia in exchange for a 2006 second-round draft pick; Acquired a 2005 third-round draft pick (LW Radek Smolenak) from San Jose in exchange for a 2005 fifth-round draft pick and a 2006 fourth-round draft pick; Acquired a 2005 sixth-round draft pick (G Kevin Beech) from Dallas in exchange for a 2006 fifth-round draft pick

AUG. 5, 2005 Signed LW Mitch Fritz to a one-year contract; Signed D Brady Greco to a two-year contract

AUG. 9, 2005 Signed G Sean Burke and RW Rob DiMaio to two-year contracts

AUG. 18, 2005 Signed RW Jim Campbell, RW Norm Milroy, and C Jason Jasper to one-year contracts

AUG. 23, 2005 Signed C John Toffey and RW Marek Kvapil to three-year entry-level contracts

AUG. 26, 2005 Signed G Morgan and D Jay Rosehill to multi-year contracts

SEP. 7, 2005 Signed D Todd Rohloff to a one-year contract

SEPT. 9, 2005 Traded C Craig Darby to Vancouver in exchange for future considerations

FEB. 8, 2006 Acquired LW Zdenek Blatny from Boston in exchange for G Brian Eklund

JUNE 1, 2006 Signed G Johan Holmqvist, C Andreas Karlsson, and D Andy Delmore to one-year contracts

JUNE 30, 2006 Acquired G Marc Denis from Columbus in exchange for LW Fredrik Modin and G Fredrik Norrena

JULY 2, 2006 Acquired a 2008 fourth-round draft pick (traded to Ottawa) from Dallas in exchange for D Darryl Sydor; Signed D Filip Kuba to a three-year contract

JULY 6, 2006 Signed D Doug Janik to a one-year contract

JULY 11, 2006 Signed D Luke Richardson to a one-year contract

JULY 15, 2006 Signed C Eric Healey to a one-year, two-way contract

NOV. 9, 2006 Acquired C Daniel Corso from Philadelphia in exchange for RW Darren Reid

DEC. 2, 2006 Claimed RW Andre Roy off re-entry waivers from Pittsburgh

JAN. 20, 2007 Acquired G Ryan Muncie from Los Angeles in exchange for a 2008 fourth-round draft pick

JAN. 31, 2007 Acquired RW Kyle Wanvig and RW Stephen Baby from Atlanta in exchange for D Andy Delmore and C Andre Deveaux

FEB. 24, 2007 Acquired D Shane O'Brien and a 2007 third-round draft pick (C Luca Cunti) from Anaheim in exchange for G Gerald Coleman and a 2007 first-round draft pick

FEB. 27, 2007 Acquired D Joe Rullier from Anaheim in exchange for D Doug O'Brien; Acquired RW Jason Ward from Los Angeles in exchange for a 2007 fifth-round draft pick; Acquired LW Karl Stewart and a 2008 sixth-round draft pick (D Luke Witkowski) from Chicago in exchange for RW Nikita Alexeev

APR. 6, 2007 Signed D Vladimir Mihalik to a three-year entry-level contract

JUNE 1, 2007 Signed G Riku Helenius and C Chris Lawrence to three-year entry-level contracts

JUNE 13, 2007 Acquired C Chris Gratton from Florida in exchange for a 2008 second-round draft pick

JUNE 14, 2007 Signed LW Jan Havac to a one-year contract

JUNE 23, 2007 Acquired a 2007 fifth-round draft pick (C Matt Marshall) and two 2007 seventh-round draft picks (G Torrie Jung, LW Justin Courtall) from Ottawa in exchange for a 2008 fourth-round draft pick; Signed C Johan Harju to a two-year entry-level contract

JULY 1, 2007 Signed RW Michel Ouellet to a two-year contract

JULY 2, 2007 Signed C Craig MacDonald and LW Mathieu Darche to one-year contracts

JULY 3, 2007 Signed D Brad Lukowich to a three-year contract; Signed D Jay Leach and D David Schneider to one-year, two-way contracts

JULY 4, 2007 Acquired D Bryce Lampman from NY Rangers in exchange for LW Mitch Fritz

JULY 6, 2007 Signed D Dan Jancevski to a one-year contract.

JULY 12, 2007 Signed D Mike Lundin to a two-year entry-level contract

NOV. 19, 2007 Acquired D Mario Scalzo from Dallas in exchange for D Bryce Lampman

JAN. 15, 2008 Acquired RW Junior Lessard from Dallas in exchange for D Dan Jancevski

FEB. 25, 2008 Acquired D Alexandre Picard and a 2009 second-round draft pick (RW Richard Panik) from Philadelphia in exchange for C Vaclav Prospal

FEB. 26, 2008 Acquired G Mike Smith, C Jeff Halpern, LW Jussi Jokinen, and a 2009 fourth-round draft pick (traded to Minnesota) from Dallas in exchange for C Brad Richards and G Johan Holmqvist; Acquired RW Brandon Segal and a 2008 seventh-round draft pick (D David Carle) from Anaheim in exchange for D Jay Leach; Acquired a 2008 seventh-round draft pick (traded to Philadelphia) from Nashville in exchange for LW Jan Havac

APR. 24, 2008 Signed C Paul Szczechura to a two-year contract

JUNE 2, 2008 Signed D Kevin Quicks to a three-year entry-level contract

JUNE 18, 2008 Acquired the rights to C Vaclav Prospal from Philadelphia in exchange for a 2008 seventh-round draft pick

JUNE 21, 2008 Acquired a 2008 fourth-round draft pick (C James Wright), a 2008 fifth-round draft pick (RW Kyle DeCaeste), and a 2009 third-round draft pick (traded to Philadelphia) from San Jose in exchange for a 2008 third-round draft pick

JUNE 28, 2008 Acquired the rights to LW Ryan Malone and LW Gary Roberts from Pittsburgh in exchange for a 2008 third-round draft pick

JUNE 29, 2008 Acquired the rights to RW Brian Rolston from Minnesota in exchange for a 2009 fourth-round draft pick

JUNE 30, 2008 Acquired D Janne Niskala from Philadelphia in exchange for a 2009 sixth-round draft pick

JULY 1, 2008 Signed G Olaf Kolzig to a one-year contract; Signed RW Adam Hall and RW Radim Vrba to three-year contracts

JULY 3, 2008 Signed LW David Koci, C Wyatt Smith, and D Scott Jackson to one-year, two-way contracts

JULY 4, 2008 Acquired D Matt Carle, D Ty Wishart, a 2009 first-round draft pick (traded to Ottawa), and a 2010 fourth-round draft pick (C James Mullin) from San Jose in exchange for D Dan Boyle and D Brad Lukowich

JULY 8, 2008 Signed RW Mark Recchi to a one-year contract; Signed RW Brandon Bochenski to a two-year contract

JULY 9, 2008 Signed D Andrew Hutchinson to a two-year contract

JULY 10, 2008 Signed C Zenon Konopka to a two-year contract

JULY 29, 2008 Signed C Steven Stamkos to a three-year entry-level contract

AUG. 29, 2008 Acquired D Andrej Meszaros from Ottawa in exchange for D Filip Kuba, D Alexandre Picard, and a 2009 first-round draft pick

SEPT. 29, 2008 Acquired a 2009 sixth-round draft pick (G Jaroslav Janus) from Nashville in exchange for C Nick Tarnasky

OCT. 1, 2008 Signed D Jamie Heward to a one-year contract

OCT. 6, 2008 Acquired D Lukas Krajcic and LW Juraj Simek from Vancouver in exchange for D Shane O'Brien and RW Michel Ouellet

OCT. 21, 2008 Claimed LW Matt Pettinger off waivers from Vancouver

OCT. 23, 2008 Signed D Marek Malik to a one-year contract

NOV. 7, 2008 Acquired D Steve Eminger, RW Steve Downie, and a 2009 fourth-round draft pick (LW Alex Hutchings) from Philadelphia in exchange for D Matt Carle and a 2009 third-round draft pick

NOV. 20, 2008 Claimed LW David Koci off waivers from St. Louis

NOV. 30, 2008 Acquired RW Lauri Tukonen from Dallas in exchange for D Andrew Hutchinson

JAN. 19, 2009 Claimed D Cory Murphy off waivers from Florida

FEB. 3, 2009 Signed G Mike McKenna to a one-year contract

FEB. 7, 2009 Acquired LW Wade Brookbank, D Josef Melichar, and a 2009 fourth-round draft pick (traded to Toronto) from Carolina in exchange for LW Jussi Jokinen

MAR. 4, 2009 Acquired D Matt Lashoff and RW Martins Karsums from Boston in exchange for RW Mark Recchi and a 2010 second-round draft pick; Acquired D Richard Petiot from Toronto in exchange for D Olaf Kolzig, D Jamie Heward, D Andy Rogers, and a 2009 fourth-round draft pick; Acquired G Noah Welch and a 2009 third-round pick (traded to Detroit) from Florida in exchange for D Steve Eminger

APR. 9, 2009 Signed Geoff Kimrade to an amateur tryout contract

JUNE 26, 2009 Acquired a 2009 first-round draft pick (RW Carter Ashton) from Detroit in exchange for a 2009 second-round draft pick and a 2009 third-round draft pick

JUNE 27, 2009 Acquired a 2009 fifth-round draft pick (G Michael Zador) from Nashville in exchange for a 2010 fifth-round draft pick

JULY 1, 2009 Signed D Mattias Ohlund to a seven-year contract; Signed D Matt Walker to a four-year contract

JULY 7, 2009 Signed LW Stephane Veilleux to a one-year contract

JULY 8, 2009 Signed D Kurtis Foster to a one-year contract

JULY 9, 2009 Signed D Victor Hedman to a three-year entry-level contract

JULY 10, 2009 Signed G Antero Niittymaki to a one-year contract

JULY 21, 2009 Acquired LW Todd Fedoruk and D David Hale from Phoenix in exchange for RW Radim Vrbata

AUG. 13, 2009 Acquired LW Drew Miller and a 2010 third-round draft pick (D Adam Janosik) from Anaheim in exchange for RW Evgeny Artyukhin

SEPT. 1, 2009 Signed LW Alex Tanguay to a one-year contract

SEPT. 30, 2009 Signed LW Mitch Fritz to a one-year contract

OCT. 9, 2009 Claimed LW Radek Smolenak off waivers from Chicago

JAN. 21, 2010 Claimed C Nate Thompson off waivers from NY Islanders

FEB. 9, 2010 Signed RW Mark Parrish to a one-year, two-way contract

MAR. 3, 2010 Acquired RW Teddy Purcell and a 2010 third-round draft pick (D Brock Beukeboom) from Los Angeles in exchange for C Jeff Halpern

JULY 1, 2010 Signed G Dan Ellis to a two-year contract; Acquired a 2012 second-round draft pick (traded to Nashville) from Philadelphia in exchange for D Andrej Meszaros

JULY 2, 2010 Signed D Pavel Kubina to a two-year contract; Signed RW Niklas Persson to a one-year, two-way contract

JULY 5, 2010 Signed D Brett Clark to a two-year contract

JULY 19, 2010 Acquired LW Simon Gagne from Philadelphia in exchange for D Matt Walker and a 2011 fourth-round draft pick

JULY 23, 2010 Signed C Mike Angelidis to a one-year, two-way contract

JULY 25, 2010 Signed LW Chris Durno to a one-year contract

JULY 29, 2010 Signed D Mathieu Roy and D Mike Vernace to one-year, two-way contracts

JULY 30, 2010 Signed C Dominic Moore to a two-year contract

AUG. 3, 2010 Signed C Mike Angelidis to a one-year, two-way contract

AUG. 9, 2010 Signed D Radko Gudas to a three-year entry-level contract

AUG. 11, 2010 Signed LW Juraj Simek to a one-year, two-way contract

AUG. 16, 2010 Acquired G Cedrick Desjardins from Montreal in exchange for G Karri Rame

AUG. 17, 2010 Signed LW Sean Bergenheim to a one-year contract

AUG. 25, 2010 Signed D Randy Jones to a one-year contract

AUG. 27, 2010 Acquired RW Alex Berry and LW Stefano Gilliat from Toronto in exchange for D Matt Lashoff

SEPT. 10, 2010 Signed LW Alex Hutchings to a three-year entry-level contract

SEPT. 15, 2010 Signed G Charles Landry to a three-year entry-level contract

OCT. 5, 2010 Claimed C Mattias Ritola off waivers from Detroit

DEC. 9, 2010 Acquired C Levi Nelson from Boston in exchange for LW Juraj Simek

JAN. 1, 2011 Acquired G Dwayne Roloson from NY Islanders in exchange for D Ty Wishart

JAN. 4, 2011 Signed D Marc-Andre Bergeron to a one-year, two-way contract

FEB. 18, 2011 Acquired D Eric Brewer from St. Louis in exchange for D Brock Beukeboom and a 2011 third-round draft pick

FEB. 24, 2011 Acquired G Curtis McElhinney from Anaheim in exchange for G Dan Ellis

MAR. 7, 2011 Signed D Ty Johnson to a three-year entry-level contract

MAR. 22, 2011 Signed G Pat Nagle to a two-year entry-level contract

MAY 12, 2011 Signed RW Richard Panik to a three-year entry-level contract

JUNE 25, 2011 Acquired D Bruno Gervais from NY Islanders in exchange for future considerations; Acquired a 2011 seventh-round draft pick (C Matthew Peca) from Phoenix in exchange for C Marc-Antoine Pouliot

JULY 1, 2011 Signed RW Brett Connolly to a three-year entry-level contract; Signed RW Michel Ouellet and RW J.T. Wyman to one-year, two-way contracts; Signed G Mathieu Garon to a two-year contract

JULY 2, 2011 Signed D Matt Gilroy to a one-year contract; Signed D Richard Petiot to a one-year, two-way contract

JULY 5, 2011 Signed C Trevor Smith to a one-year, two-way contract

JULY 6, 2011 Signed C Tom Pyatt to a one-year, two-way contract

JULY 7, 2011 Signed LW Alexandre Picard to a one-year, two-way contract; Signed RW Ryan Shannon to a one-year contract

SEPT. 23, 2011 Signed D Daniel Milan to a three-year, two-way contract

OCT. 10, 2011 Signed LW Ondrej Palat to a three-year entry-level contract

DEC. 2, 2011 Acquired D Evan Oberg and D Mike Kostka from Florida in exchange for C James Wright and D Mike Vernace

DEC. 12, 2011 Signed RW Antti Miettinen to a two-year, one-way contract

DEC. 29, 2011 Signed LW Pierre-Cedric Labrie to a two-year, two-way contract

JAN. 6, 2012 Acquired D Brendan Mikkelson from Calgary in exchange for G Blair Jones

FEB. 16, 2012 Acquired a 2012 second-round draft pick (traded to Nashville) from San Jose in exchange for C Dominic Moore and a 2012 seventh-round draft pick

FEB. 18, 2012 Acquired LW Jon Kalinski, a 2012 second-round draft pick (RW Brian Hart), and a 2013 fourth-round draft pick (traded to Ottawa) from Philadelphia in exchange for D Pavel Kubina

FEB. 21, 2012 Acquired D Kyle Quincey from Colorado in exchange for RW Steve Downie; Acquired a 2012 first-round draft pick (G Andrei Vasilevskiy) and D Sebastian Piche from Detroit in exchange for D Kyle Quincey; Acquired RW Brandon Segal from Chicago in exchange for RW Matt Fornataro

FEB. 23, 2012 Claimed RW Tim Wallace off waivers from NY Islanders

FEB. 27, 2012 Acquired D Mike Commodore from Detroit in exchange for a 2013 conditional seventh-round draft pick; Acquired D Keith Aulie from Toronto in exchange for RW Carter Ashton; Acquired D Brian Lee from Ottawa in exchange for D Matt Gilroy

MAR. 1, 2012 Signed C Cory Conacher to a two-year, two-way contract

MAR. 3, 2012 Signed LW Danick Gauthier to a three-year contract

MAR. 13, 2012 Signed D Vladislav Namestnikov to a three-year entry-level contract

MAR. 19, 2012 Signed C Alex Killorn to a two-year, two-way contract; Signed G Sebastian Caron to a one-year, one-way contract

MAR. 28, 2012 Signed RW J.T. Brown to a two-year entry-level contract

FEB. 14, 2012 Signed G Riku Helenius to a two-year contract

JUNE 15, 2012 Acquired G Anders Lindback, C Kyle Wilson, and a 2012 seventh-round draft pick (LW Nikita Gusev) from Nashville in exchange for G Sebastian Caron, two 2012 second-round draft picks, and a 2013 third-round draft pick

JUNE 23, 2012 Acquired LW Benoit Pouliot from Boston in exchange for RW Michel Ouellet and a 2012 fifth-round draft pick

JULY 1, 2012 Signed D Sami Salo to a two-year contract; Signed D Artem Sergeev to a three-year entry-level contract

JULY 4, 2012 Signed D Matt Carle to a six-year contract

JULY 6, 2012 Signed D Matt Taormina to a one-year, two-way contract

JULY 10, 2012 Acquired RW B.J. Crombeen and a 2014 fifth-round draft pick (traded to NY Rangers) from St. Louis in exchange for a 2013 fourth-round draft pick and a 2014 fourth-round draft pick

AUG. 2, 2012 Signed D Dmitry Korobov to a two-year, two-way contract

SEPT. 10, 2012 Signed RW Nikita Kucherov to a three-year entry-level contract

JAN. 21, 2013 Acquired LW J.F. Jacques from Florida in exchange for future considerations

FEB. 14, 2013 Acquired G Cedric Desjardins from Montreal in exchange for G Dustin Tokarski

MAR. 11, 2013 Acquired RW Dan Sexton from Anaheim in exchange for C Kyle Wilson

MAR. 21, 2013 Signed D Andrej Sustr to a two-year entry-level contract

APR. 2, 2013 Acquired RW Adam Hall and a 2013 seventh-round draft pick (RW Joel Vermin) from Carolina in exchange for D Marc-Andre Bergeron

APR. 3, 2013 Acquired G Ben Bishop from Ottawa in exchange for C Cory Conacher and a 2013 fourth-round draft pick

APR. 23, 2013 Signed D Mathieu Roy to a one-year contract

SEPT. 17, 2013 Signed G Cedric Paquette to a three-year entry-level contract

DEC. 18, 2013 Signed D Jean-Philippe Cote to a two-year contract

FEB. 23, 2014 Claimed D Mike Kostka off waivers from Chicago

MAR. 5, 2014 Acquired RW Ryan Callahan, a 2014 first-round draft pick (traded to NY Islanders), a 2015 first-round draft pick (traded to NY Islanders), and a 2015 seventh-round draft pick (traded to NY Rangers) from NY Rangers in exchange for RW Martin St. Louis and a 2015 second-round draft pick

MAR. 10, 2014 Signed LW Yannick Gourde to a two-year, two-way contract

MAR. 20, 2014 Signed RW Cody Knyk to a one-year contract

APR. 1, 2014 Signed LW Adam Erne to a three-year entry-level contract

APR. 6, 2014 Signed LW Henri Ikonen to a three-year entry-level contract

APR. 19, 2014 Signed D Jake Duchin to a three-year entry-level contract

MAY 6, 2014 Signed G Andrei Vasilevskiy to a three-year entry-level contract

MAY 21, 2014 Signed D Dylan Blujus to a three-year entry-level contract

JUNE 27, 2014 Acquired D Jason Garrison, the rights to LW Jeff Costello, and a 2015 seventh-round draft pick (traded to Minnesota) from Vancouver in exchange for a 2014 second-round draft pick

JUNE 29, 2014 Acquired C Sam Gagner from Edmonton in exchange for RW Teddy Purcell; Acquired a 2015 sixth-round draft pick (G Kristian Oldham) from Arizona in exchange for C Sam Gagner and RW B.J. Crombeen; Acquired a 2015 fourth-round draft pick (RW Jonne Tammela) and 2015 seventh-round draft pick (traded to Edmonton) in exchange for C Nate Thompson

JULY 1, 2014 Signed D Anton Stralman to a five-year contract; Signed C Brian Boyle to a three-year contract; Signed G Evgeni Nabokov to a one-year contract; Signed RW Mike Blunden to a one-year, two-way contract. Signed D Matt Corrente to a one-year, two-way contract

JULY 8, 2014 Signed RW Jerome Samson to a one-year contract

JULY 10, 2014 Signed LW Brenden Morrow to a one-year contract

JULY 11, 2014 Signed LW Philippe Paradis to a one-year contract

NOV. 28, 2014 Acquired a 2015 third-round draft pick (LW Dennis Yan) from Anaheim in exchange for D Eric Brewer

DEC. 2, 2014 Signed D Anthony DeAngelo to a three-year entry-level contract

FEB. 6, 2015 Acquired RW Carter Ashton and LW David Broll from Toronto in exchange for a conditional 2016 seventh-round draft pick

FEB. 9, 2015 Traded G Evgeni Nabokov to San Jose in exchange for future considerations

FEB. 23, 2015 Signed G Allen York to a two-way contract for the remainder of the 2014-15 season

MAR. 2, 2015 Acquired a 2015 second-round draft pick (D Matthew Spencer) and a 2016 second-round draft pick from Boston in exchange for RW Brett Connolly; Acquired D Braydon Coburn from Philadelphia in exchange for D Radko Gudas, a 2015 first-round draft pick, and a 2015 third-round draft pick

MAR. 26, 2015 Signed C Brayden Point to a three-year entry-level contract

APR. 1, 2015 Signed G Adam Wilcox and C Matthew Pezca to two-year, two-way contracts

APR. 9, 2015 Signed RW Cameron Darcy to a three-year entry level contract

JUNE 1, 2015 Acquired D Daniel Walcott from NY Rangers in exchange for a 2015 seventh-round draft pick

JUNE 26, 2015 Acquired a 2015 second-round draft pick (C Mitchell Stephens) and 2015 third-round draft pick (C Anthony Cirelli) from NY Islanders in exchange for a 2015 first-round draft pick

JUNE 27, 2015 Acquired a 2016 seventh-round draft pick from Edmonton in exchange for a 2015 seventh-round draft pick

JUNE 28, 2015 Signed RW Brian Hart to a three-year entry-level contract

JULY 1, 2015 Signed RW Erik Condra to a three-year contract; Signed D Matt Taormina to a one-year, two-way contract

JULY 5, 2015 Signed LW Jeff Tambellini to a one-year, two-way contract

JULY 21, 2015 Signed LW Iye McGinn to a one-year, two-way contract

ALL-TIME SKATER REGISTER

DMITRY AFANASEV	LEFT WING	#37, 29
YEAR	GP	G A TP PIM
2000-01	9	1 1 2 4
2001-02	5	0 0 0 0
2003-04	71	6 10 16 12
2005-06	68	9 6 15 16
2006-07	33	3 3 6 8
TOTALS	186	19 20 39 40
PLAYOFFS	GP	G A TP PIM
2003-04	23	1 2 3 6
2005-06	5	0 1 1 2
TOTALS	28	1 3 4 8

Selected in the third round, 72nd overall, at the 1998 NHL Entry Draft; Claimed off waivers by Philadelphia on December 30, 2006

NIKITA ALEKSEEV	RIGHT WING	#15
YEAR	GP	G A TP PIM
2001-02	44	4 4 8 8
2002-03	37	4 2 6 8
2006-07	63	10 11 21 12
TOTALS	144	18 17 35 28
PLAYOFFS	GP	G A TP PIM
2002-03	11	1 0 1 0

Selected in the first round, eighth overall, at the 2000 NHL Entry Draft; Traded to Chicago for LW Karl Stewart and a 2008 sixth-round draft pick (D Luke Witkowski) on February 27, 2007

MIKAEL ANDERSSON	RIGHT WING	#34
YEAR	GP	G A TP PIM
1992-93	77	16 11 27 14
1993-94	76	13 12 25 23
1994-95	36	4 7 11 4
1995-96	64	8 11 19 2
1996-97	70	5 14 19 8
1997-98	72	6 11 17 29
1998-99	40	2 3 5 4
TOTALS	435	54 69 123 84
PLAYOFFS	GP	G A TP PIM
1995-96	6	1 1 2 0

Signed as a free agent on June 29, 1992; Traded to Philadelphia, with RW Sandy McCarthy, for LW Colin Forbes and a 1999 fifth-round draft pick (G Michal Laniacek) on March 20, 1999

DAVE ANDREYCHUK	LEFT WING	#25
YEAR	GP	G A TP PIM
2001-02	82	21 17 38 109
2002-03	72	20 14 34 34
2003-04	82	21 18 39 42
2005-06	42	6 12 18 16
TOTALS	278	68 61 129 201
PLAYOFFS	GP	G A TP PIM
2002-03	11	3 3 6 10
2003-04	23	1 13 14 14
TOTALS	34	4 16 20 24

Signed as a free agent on July 13, 2001; Placed on waivers on January 10, 2006

MIKE ANGELIDIS	CENTER	#15
YEAR	GP	G A TP PIM
2011-12	6	1 0 0 5
2012-13	1	0 0 0 0
2014-15	3	0 0 0 12
TOTALS	10	1 0 1 17

Signed as free agent on August 3, 2010

EVGENI ARTYUKHIN	RIGHT WING	#76
YEAR	GP	G A TP PIM
2005-06	72	4 13 17 30
2006-07	73	6 10 16 151
TOTALS	145	10 23 33 241
PLAYOFFS	GP	G A TP PIM
2005-06	5	1 0 1 6

Selected in the third round, 94th overall, at the 2001 NHL Entry Draft; Traded to Anaheim for LW Drew Miller and a 2010 third-round draft pick (D Adam Janosik) on August 13, 2009

KASPARS ASTASHENKO	DEFENSE	#49, 62
YEAR	GP	G A TP PIM
1998-00	8	0 1 1 4
2000-01	15	1 1 2 4
TOTALS	23	1 2 3 8

Selected in the fifth round, 127th overall, at the 1999 NHL Entry Draft; Traded to Carolina for D Harlan Pratt on December 28, 2001

ADRIAN AUCOLIN	DEFENSE	#6
YEAR	GP	G A TP PIM
2000-01	26	1 11 12 25

Acquired from Vancouver, with a 2001 second-round draft pick (C Alexander Plushin), for G Dan Cloutier on February 7, 2001; Traded to NY Islanders, with LW Alexander Kharitonov, for D Mathieu Biron and a 2002 second-round draft pick (traded to Washington) on June 22, 2001

KEITH AULIE	DEFENSE	#3
YEAR	GP	G A TP PIM
2011-12	19	0 1 1 13
2012-13	45	2 5 7 60
2013-14	15	0 1 1 9
TOTALS	79	2 7 9 82
PLAYOFFS	GP	G A TP PIM
2013-14	1	0 0 0 0

Acquired from Toronto for RW Carter Ashton on February 27, 2012; Became a free agent on July 1, 2014

DREW BANNISTER	DEFENSE	#5, 55
YEAR	GP	G A TP PIM
1995-96	13	0 1 1 4
1996-97	64	4 13 17 44
1998-99	21	1 2 3 24
TOTALS	98	5 16 21 72

Selected in the second round, 26th overall, at the 1992 NHL Entry Draft; Traded to Edmonton, with a 1997 sixth-round pick, for D Jeff Norton on March 18, 1997; Acquired from Anaheim for a 2000 fifth-round pick on December 10, 1998; Contract bought out on October 5, 1999

MARK BARBERIO	DEFENSE	#8
YEAR	GP	G A TP PIM
2012-13	2	0 0 0 0
2013-14	49	5 5 10 28
2014-15	52	1 6 7 16
TOTALS	103	6 11 17 44
PLAYOFFS	GP	G A TP PIM
2013-14	2	0 0 0 0
2014-15	1	0 0 0 6
TOTALS	3	0 0 0 6

Selected in the sixth round, 152nd overall, at the 2008 NHL Entry Draft; Became a free agent on July 1, 2015

MATTHEW BARNABY	RIGHT WING	#36
YEAR	GP	G A TP PIM
2000-01	29	4 4 8 97
2001-02	29	0 0 0 70
TOTALS	58	4 4 8 167

Acquired from Pittsburgh for C Wayne Primeau on February 1, 2001; Traded to NY Rangers for LW Zdeno Ciger on December 12, 2001

BOB BEERS	DEFENSE	#2
YEAR	GP	G A TP PIM
1992-93	64	12 24 36 70
1993-94	16	1 5 6 12
TOTALS	80	13 29 42 82

Acquired from Boston for D Stephane J.G. Richer on October 28, 1992; Traded to Edmonton for D Chris Joseph on November 11, 1993

BRIAN BELLAWS	LEFT WING	#23
YEAR	GP	G A TP PIM
1995-96	79	23 26 49 39
1996-97	7	1 2 3 0
TOTALS	86	24 28 52 39
PLAYOFFS	GP	G A TP PIM
1995-96	6	2 0 2 4

Acquired from Montreal for C Marc Bureau on June 20, 1995; Traded to Anaheim for for a 1997 sixth-round pick (D Andrei Skopintsev) on November 18, 1996

MARC-ANDRE BERGERON	DEFENSE	#47
YEAR	GP	G A TP PIM
2010-11	23	2 6 8 8
2011-12	43	4 20 24 20
2012-13	12	1 4 5 4
TOTALS	78	7 30 37 32
PLAYOFFS	GP	G A TP PIM
2010-11	14	2 1 3 9

Signed as a free agent on January 4, 2011; Traded to Carolina for RW Adam Hall and a 2013 seventh-round draft pick (RW Joel Vermin) on April 2, 2013

MARC BERGEVIN	DEFENSE	#25, 3
YEAR	GP	G A TP PIM
1992-93	78	2 12 14 86
1993-94	83	1 15 16 87
1994-95	44	2 4 6 51
2002-03	1	0 0 0 0
TOTALS	206	5 31 36 204

Signed as a free agent on July 9, 1992; Traded to Detroit, with RW Ben Hankinson, for LW Shawn Burr and a 1996 third-round draft pick (traded to Boston) on August 17, 1995; Acquired from Pittsburgh for C Brian Holzinger on March 11, 2003; Traded to Pittsburgh for a 2003 ninth-round draft pick (LW Albert Vishnyakov) on May 12, 2003

TIM BERGLAND	RIGHT WING	#21
YEAR	GP	G A TP PIM
1992-93	27	3 3 6 11
1993-94	51	6 5 11 6
TOTALS	78	9 8 17 17

Selected from Washington in the 1992 NHL Expansion Draft; Claimed off waivers by Washington on March 19, 1994

KAREL BETIK	DEFENSE	#6
YEAR	GP	G A TP PIM
1998-99	3	0 2 2 2

Selected in the fifth round, 112th overall, at the 1997 NHL Entry Draft; Contract bought out on February 17, 2000

MATHEU BIRON	DEFENSE	#43
YEAR	GP	G A TP PIM
2001-02	36	0 0 0 12

Acquired from NY Islanders, with a 2002 second-round draft pick (traded to Washington), for D Adrian Aucoin and LW Alexander Kharitonov on June 22, 2001; Claimed off waivers by Columbus on October 4, 2002

MIKE BLUNDEN	RIGHT WING	#46
YEAR	GP	G A TP PIM
2014-15	2	0 0 0 2

Signed as a free agent on July 1, 2014

BRANDON BOCHENSKI	RIGHT WING	#27
YEAR	GP	G A TP PIM
2008-09	7	0 1 1 2
2009-10	28	4 9 13 2
TOTALS	35	4 10 14 4

Signed as a free agent on July 8, 2008; Became a free agent on July 1, 2010

JASON BONSIGNORE	CENTER	#26, 64
YEAR	GP	G A TP PIM
1997-98	35	2 8 10 2
1998-99	23	0 3 3 8
TOTALS	58	2 11 13 10

Acquired from Edmonton, with D Bryan Marchment and C Steve Kelly, for D Roman Hamrik and the rights to C Paul Comrie on December 30, 1997; Became a free agent on June 30, 1999

JOSEF BOUMEDIENNE	DEFENSE	#55
YEAR	GP	G A TP PIM
2001-02	3	0 0 0 4

Acquired from New Jersey, with D Sascha Goc and the rights to LW Anton But, for D Andrei Yuzin on November 9, 2001; Traded to Ottawa for a 2002 seventh-round draft pick (G Fredrik Norrena) on June 23, 2002

BRIAN BOYLE	CENTER	#11
YEAR	GP	G A TP PIM
2014-15	82	15 9 24 54
PLAYOFFS	6	6 A TP PIM
2014-15	25	1 1 2 10

Signed as a free agent on July 1, 2014

DAN BOYLE	DEFENSE	#28, 22
YEAR	GP	G A TP PIM
2001-02	41	5 15 20 27
2002-03	77	13 40 53 44
2003-04	78	9 30 39 60
2005-06	79	15 38 53 38
2006-07	82	20 43 63 82
2007-08	37	4 21 25 57
TOTALS	394	66 187 253 288
PLAYOFFS	GP	G A TP PIM
2002-03	11	0 7 7 6
2003-04	23	2 8 10 16
2005-06	5	1 3 4 6
2006-07	6	0 1 1 2
TOTALS	45	3 19 22 30

Acquired from Florida for a 2003 fifth-round draft pick on January 7, 2002; Traded to San Jose, with D Brad Lukowich, for D Matt Carle, D Ty Wishart, a 2009 first-round draft pick (traded to Ottawa), and a 2010 fourth-round draft pick (C James Mullin) on July 4, 2008

BRADLEY				CALLANDER				CISER				CLARK											
YEAR	GP	C	A	TP	PIM	YEAR	GP	C	A	TP	PIM	YEAR	GP	C	A	TP	PIM	YEAR	GP	C	A	TP	PIM
1992-93	80	42	44	86	92	1992-93	8	1	1	2	2	2001-02	27	6	6	12	10	2001-12	82	9	22	31	14
1993-94	78	24	40	64	56	Signed as a free agent on July 29, 1992; Became a free agent on July 1, 1993				Acquired from NY Rangers for RW Matthew Barnaby on December 12, 2001; Reached a negotiated injury settlement on March 8, 2002				2006-07				72	14	13	27	55	
1994-95	46	13	27	40	42									2007-08				7	1	1	2	0	
1995-96	75	23	56	79	77									2008-09				54	2	4	6	60	
1996-97	35	7	17	24	16									2009-10				3	0	0	0	5	
1997-98	14	2	5	7	6									2010-11				82	9	22	31	14	
TOTALS	328	111	189	300	289									2011-12				82	2	13	15	20	
PLAYOFFS	6P	6	A	TP	PIM									TOTALS				164	11	35	46	34	
1995-96	5	0	3	3	6									PLAYOFFS				6P	6	A	TP	PIM	
Selected from Toronto in the 1992 NHL Expansion Draft; Became a free agent on June 30, 1999																							

BREWER				CAPUANO				CAMPBELL				CARLE											
YEAR	GP	C	A	TP	PIM	YEAR	GP	C	A	TP	PIM	YEAR	GP	C	A	TP	PIM	YEAR	GP	C	A	TP	PIM
2010-11	22	1	1	2	22	1992-93	6	1	1	2	2	2005-06	1	0	0	0	2	2008-09	12	1	1	2	6
2011-12	82	1	20	21	49	Acquired from Vancouver, with a 1994 fourth-round draft pick (traded to New Jersey), for C Anatoli Semenov on November 3, 1992; Traded to San Jose for D Peter Ahola on June 19, 1993				2012-13				48	5	17	22	4					
2012-13	48	4	8	12	30									2013-14				82	2	29	31	28	
2013-14	77	4	13	17	59									2014-15				59	4	14	18	26	
2014-15	17	0	4	4	18									TOTALS				201	12	61	73	64	
TOTALS	246	10	46	56	178									PLAYOFFS				6P	6	A	TP	PIM	
PLAYOFFS	6P	6	A	TP	PIM									2013-14				4	1	0	1	0	
2010-11	18	1	6	7	14									2014-15				25	0	3	3	4	
2013-14	4	0	0	0	0									TOTALS				29	1	3	4	4	
TOTALS	22	1	6	7	14																		

Acquired from St. Louis for D Brock Beukeboom and a 2011 third-round draft pick on February 18, 2011; Traded to Anaheim for a 2015 third-round draft pick (LW Dennis Yan) on November 28, 2014

BROUSSEAU				CHAMBERS				COBURN				COLE											
YEAR	GP	C	A	TP	PIM	YEAR	GP	C	A	TP	PIM	YEAR	GP	C	A	TP	PIM	YEAR	GP	C	A	TP	PIM
1996-97	6	0	0	0	0	1992-93	55	10	29	39	36	2014-15	4	0	2	2	9	1996-97	72	2	14	16	66
1997-98	11	0	2	2	27	1993-94	66	11	23	34	23	1998-99	67	2	16	18	32	1996-97	74	3	6	9	77
TOTALS	17	0	2	2	27	1994-95	24	2	12	14	6	1998-99	67	2	16	18	32	1997-98	74	3	6	9	77
Signed as a free agent on September 10, 1996; Selected by Nashville in the 1998 NHL Expansion Draft																							

BROWN				CHARRON				COBURN				COLE												
YEAR	GP	C	A	TP	PIM	YEAR	GP	C	A	TP	PIM	YEAR	GP	C	A	TP	PIM	YEAR	GP	C	A	TP	PIM	
2011-12	5	0	1	1	0	1993-94	4	0	0	0	2	2014-15	4	0	2	2	9	1996-97	72	2	14	16	66	
2013-14	63	4	15	19	6	1994-95	45	1	4	5	26	1998-99	67	2	16	18	32	1996-97	74	3	6	9	77	
2014-15	52	3	6	9	30	1995-96	14	0	0	0	18	1998-99	67	2	16	18	32	1997-98	74	3	6	9	77	
TOTALS	120	7	22	29	36	1995-96	63	1	4	5	46	2014-15	24	1	1	2	0	2002-03	11	0	2	2	6	
PLAYOFFS	6P	6	A	TP	PIM	Acquired from Washington in the 1992 NHL Expansion Draft; Traded to New Jersey, with RW Danton Cole, for C Alexander Semak and RW Ben Hankinson on March 14, 1995				2003-04				5	0	0	0	0	2003-04	5	0	0	0	0
2013-14	4	0	2	2	0									TOTALS				16	0	2	2	6		
2014-15	24	1	1	2	0																			
TOTALS	28	1	3	4	0																			

Signed as a free agent on March 28, 2012

BUREAU				CICCARRELLI				CIBAK				CICCONO												
YEAR	GP	C	A	TP	PIM	YEAR	GP	C	A	TP	PIM	YEAR	GP	C	A	TP	PIM	YEAR	GP	C	A	TP	PIM	
1992-93	63	10	21	31	111	1993-94	4	0	0	0	2	1996-97	77	35	25	60	116	1993-94	11	0	1	1	52	
1993-94	75	8	7	15	30	1994-95	45	1	4	5	26	1997-98	34	11	6	17	42	1994-95	41	2	4	6	225	
1994-95	48	2	12	14	30	TOTALS	63	1	4	5	46	1998-99	34	11	6	17	42	1995-96	55	2	3	5	258	
TOTALS	186	20	40	60	171	Acquired from Montreal, with D Alain Cote and future considerations (D Donald Dufresne), for D Rob Ramage on March 20, 1993; Traded to Washington for a 1997 seventh-round draft pick (RW Eric Somervuori) on November 16, 1995				2003-04				6	0	1	1	0	1997-98	34	11	6	17	42
Claimed waivers from Minnesota on October 16, 1992; Traded to Montreal for LW Brian Bellows on June 30, 1995																								

BURR				CICCARRELLI				CIBAK				CICCONO																
YEAR	GP	C	A	TP	PIM	YEAR	GP	C	A	TP	PIM	YEAR	GP	C	A	TP	PIM	YEAR	GP	C	A	TP	PIM					
1995-96	81	13	15	28	119	1996-97	77	35	25	60	116	1996-97	77	35	25	60	116	1993-94	11	0	1	1	52					
1996-97	74	14	21	35	106	1997-98	34	11	6	17	42	1997-98	34	11	6	17	42	1994-95	41	2	4	6	225					
1999-00	4	0	2	2	0	TOTALS	111	46	31	77	158	1998-99	34	11	6	17	42	1995-96	55	2	3	5	258					
TOTALS	159	27	38	65	225	Acquired from Detroit for a 1998 fourth-round draft pick on August 27, 1996; Traded to Florida, with D Jeff Norton, for G Mark Fitzpatrick and RW Jody Hull on January 15, 1998				2003-04				6	0	1	1	0	1997-98	34	11	6	17	42				
PLAYOFFS	6P	6	A	TP	PIM									2005-06				5	0	0	0	0	2003-04	6	0	1	1	0
1995-96	6	0	2	2	8									TOTALS				11	0	1	1	0	2003-04	6	0	1	1	0
Acquired from Detroit, with a 1996 third-round draft pick (traded to Boston), for D Marc Bergevin and RW Ben Hankinson on August 17, 1995; Traded to San Jose for a 1997 fifth-round draft pick (D Mark Thompson) on June 21, 1997; Acquired from San Jose, with D Andrei Zuzin, D Bill Houlder, and C Steve Guolla, for RW Niklas Sundstrom and a 2000 third-round draft pick on August 4, 1999; Contract bought out on July 1, 2000																												

BUYSAYEV				CICCARRELLI				CIBAK				CICCONO											
YEAR	GP	C	A	TP	PIM	YEAR	GP	C	A	TP	PIM	YEAR	GP	C	A	TP	PIM	YEAR	GP	C	A	TP	PIM
1999-00	2	0	0	0	0	1993-94	4	0	0	0	2	1996-97	77	35	25	60	116	1993-94	11	0	1	1	52
Claimed from Ottawa in the 1999 NHL Waiver Draft; Claimed off waivers by Ottawa on October 28, 1999																							

CALLAHAN				CICCARRELLI				CIBAK				CICCONO																
YEAR	GP	C	A	TP	PIM	YEAR	GP	C	A	TP	PIM	YEAR	GP	C	A	TP	PIM	YEAR	GP	C	A	TP	PIM					
2013-14	20	6	5	11	8	1993-94	11	0	1	1	52	1996-97	77	35	25	60	116	1993-94	11	0	1	1	52					
2014-15	77	24	30	45	41	1994-95	41	2	4	6	225	1997-98	34	11	6	17	42	1994-95	41	2	4	6	225					
TOTALS	97	30	35	56	49	1995-96	55	2	3	5	258	1998-99	34	11	6	17	42	1995-96	55	2	3	5	258					
PLAYOFFS	6P	6	A	TP	PIM	Acquired from Montreal, with D Eric Charron and future considerations (D Donald Dufresne), for D Rob Ramage on March 20, 1993; Became a free agent on July 1, 1993				2003-04				6	0	1	1	0	1997-98	34	11	6	17	42				
2013-14	4	0	0	0	0									2005-06				5	0	0	0	0	2003-04	6	0	1	1	0
2014-15	25	2	6	8	14									TOTALS				135	5	9	14	604	2003-04	6	0	1	1	0
TOTALS	29	2	6	8	14																							

Acquired from NY Rangers, with a 2014 first-round draft pick (traded to NY Islanders), a 2015 first-round draft pick (traded to NY Islanders), and a 2015 seventh-round draft pick (traded to NY Rangers), for RW Martin St. Louis and a 2015 second-round draft pick on March 5, 2014

CLARK				COTE				COTE				COTE											
YEAR	GP	C	A	TP	PIM	YEAR	GP	C	A	TP	PIM	YEAR	GP	C	A	TP	PIM	YEAR	GP	C	A	TP	PIM
2010-11	82	9	22	31	14	1992-93	6	1	1	2	2	2011-12	82	2	13	15	20	2001-02	27	6	6	12	10
2011-12	82	2	13	15	20	Acquired from Montreal, with a 1994 third-round draft pick (traded to Anaheim) and a 1995 fifth-round draft pick (LW Konstantin Golekhavostov), for D Joe Reekie on March 21, 1994; Traded to Chicago, with a 1996 second-round draft pick, for LW Patrick Poulin, D Igor Ulanov, and a 1996 second-round draft pick (traded to New Jersey) on March 20, 1996; Acquired from Vancouver for D Jamie Huscroft on March 14, 1998; Traded to Washington for future considerations on December 28, 1998				2006-07				72	14	13	27	55					
TOTALS	164	11	35	46	34									2007-08				7	1	1	2	0	
PLAYOFFS	6P	6	A	TP	PIM									2008-09				54	2	4	6	60	
2010-11	18	1	2	3	8									2009-10				3	0	0	0	5	
Signed as a free agent on July 5, 2010; Became a free agent on July 1, 2012																							

CLARK				COTE				COTE				COTE											
YEAR	GP	C	A	TP	PIM	YEAR	GP	C	A	TP	PIM	YEAR	GP	C	A	TP	PIM	YEAR	GP	C	A	TP	PIM
1998-99	65	28	14	42	35	1992-93	6	1	1	2	2	2011-12	82	2	13	15	20	2001-02	27	6	6	12	10
1999-00	60	2	6	8	87	Acquired from Montreal, with a 1994 third-round draft pick (traded to Vancouver), for C Anatoli Semenov on November 3, 1992; Traded to San Jose for D Peter Ahola on June 19, 1993				2006-07				72	14	13	27	55					
2000-01	23	5	1	6	21									2007-08				7	1	1	2	0	
2001-02	81	14	20	34	36									2008-09				54	2	4	6	60	
2002-03	65	6	12	18	57									2009-10				3	0	0	0	5	
2003-04	66	2	8	10	50									2010-11				82	9	22	31	14	
TOTALS	295	29	47	76	251									2011-12				82	2	13	15	20	
PLAYOFFS	6P	6	A	TP	PIM									TOTALS				164	11	35	46	34	
2002-03	11	0	2	2	6																		

WILFRIED FILIPULA		CENTER		#51		
YEAR	GP	G	A	TP	PIM	
2013-14	75	25	33	58	20	
2014-15	82	12	36	48	24	
TOTALS	157	37	69	106	44	
PLAYOFFS		GP	G	A	TP	PIM
2013-14	4	0	1	1	0	
2014-15	26	4	10	14	4	
TOTALS	30	4	11	15	4	

Signed as a free agent on July 5, 2013

STEVEN FINN		DEFENSE		#28	
YEAR	GP	G	A	TP	PIM
1995-96	16	0	0	0	24

Acquired from Colorado for a 1997 fourth-round draft pick on October 5, 1995; Traded to Los Angeles for D Michel Petit on November 13, 1995

COLIN FORBES		LEFT WING		#27	
YEAR	GP	G	A	TP	PIM
1988-89	14	3	1	4	10
1989-90	8	0	0	0	18
TOTALS	22	3	1	4	28

Acquired from Philadelphia, with a 1999 fifth-round draft pick (G Michel Lanicke), for RW Mikael Andersson and RW Sandy McCarthy on March 20, 1999; Traded to Ottawa for C Bruce Gardiner on November 11, 1999

KURTIS FOSTER		DEFENSE		#6	
YEAR	GP	G	A	TP	PIM
2009-10	71	8	34	42	48

Signed as a free agent on July 8, 2009; Became a free agent on July 1, 2010

KYLE FREADRICH		LEFT WING		#43, 24	
YEAR	GP	G	A	TP	PIM
1999-00	10	0	0	0	39
2000-01	13	0	1	1	36
TOTALS	23	0	1	1	75

Signed as a free agent on July 16, 1999; Traded to NY Rangers, with RW Nils Ekman, for C Tim Taylor on June 30, 2001

SIMON GAGNE		LEFT WING		#12		
YEAR	GP	G	A	TP	PIM	
2010-11	63	17	23	40	20	
PLAYOFFS		GP	G	A	TP	PIM
2010-11	15	5	7	12	4	

Acquired from Philadelphia for D Matt Walker and a 2011 fourth-round draft pick on July 19, 2010; Became a free agent on July 1, 2012

MAXIM GALANOV		DEFENSE		#41	
YEAR	GP	G	A	TP	PIM
2000-01	25	0	5	5	8

Claimed off waivers from Florida on November 3, 2000; Traded to Toronto for LW Konstantin Malkin on February 20, 2001

GERARD GALLANT		LEFT WING		#17	
YEAR	GP	G	A	TP	PIM
1993-94	51	4	9	13	74
1994-95	1	0	0	0	0
TOTALS	52	4	9	13	74

Signed as a free agent, July 21, 1993; Contract bought out on July 1, 1995

BRUCE GARDINER		CENTER		#5	
YEAR	GP	G	A	TP	PIM
1999-00	41	3	6	9	37

Acquired from Ottawa for LW Colin Forbes on November 11, 1999; Selected by Columbus in the 2000 NHL Expansion Draft

JASON GARRISON		DEFENSE		#5		
YEAR	GP	G	A	TP	PIM	
2014-15	70	4	26	30	19	
PLAYOFFS		GP	G	A	TP	PIM
2014-15	23	2	5	7	8	

Acquired from Vancouver, with the rights to LW Jeff Costello and a 2015 seventh-round draft pick (traded to Minnesota), for a 2014 second-round draft pick on June 27, 2014

AARON GAVEY		CENTER		#22, 92		
YEAR	GP	G	A	TP	PIM	
1995-96	73	8	4	12	56	
1996-97	16	1	2	3	12	
TOTALS	89	9	6	15	68	
PLAYOFFS		GP	G	A	TP	PIM
1995-96	6	0	0	0	4	

Selected in the fourth round, 74th overall, at the 1992 NHL Entry Draft; Traded to Calgary for G Rick Tabaracci on November 19, 1996

BRUNO GERVAIS		DEFENSE		#27	
YEAR	GP	G	A	TP	PIM
2011-12	50	6	7	13	8

Acquired from NY Islanders for future considerations on June 25, 2011; Became a free agent on July 1, 2012

RANDY GILHEN		CENTER		#20	
YEAR	GP	G	A	TP	PIM
1992-93	11	0	2	2	6

Acquired from NY Rangers for Mike Hartman on March 22, 1993; Selected by Florida in the 1993 NHL Expansion Draft

MATT GILROY		DEFENSE		#97	
YEAR	GP	G	A	TP	PIM
2011-12	53	2	15	17	16

Signed as a free agent on July 2, 2011; Traded to Ottawa for D Brian Lee on February 27, 2012

SASCHA GOC		DEFENSE		#6	
YEAR	GP	G	A	TP	PIM
2001-02	9	0	0	0	0

Acquired from New Jersey, with D Josef Boumedienne and the rights to LW Anton But, for D Andrei Zyuzin on November 9, 2001; Became a free agent on July 1, 2002

CHRIS GRATTON		CENTER		#77, 20		
YEAR	GP	G	A	TP	PIM	
1993-94	84	13	29	42	123	
1994-95	46	7	20	27	89	
1995-96	82	17	21	38	105	
1996-97	82	30	32	62	201	
1998-99	52	7	19	26	102	
1999-00	58	14	27	41	121	
2007-08	60	10	11	21	77	
2008-09	18	0	2	2	10	
TOTALS	482	98	161	259	828	
PLAYOFFS		GP	G	A	TP	PIM
1995-96	6	0	2	2	27	

Selected in the first round, third overall, at the 1993 NHL Entry Draft; Signed as a Group II free agent by Philadelphia on August 14, 1997; Acquired from Philadelphia, with C Mike Sillinger, for RW Mikael Renberg and C Daymond Langkow on December 12, 1998; Traded to Buffalo, with a 2001 second-round draft pick, for C Wayne Primeau, C Brian Holzinger, D Cory Sarich, and a 2000 third-round draft pick (LW Alexander Kharitonov) on March 10, 2000; Acquired from Florida for a 2008 second-round draft pick on June 13, 2007; Claimed off waivers by Columbus on February 21, 2009

BRENT GRETZKY		CENTER		#49	
YEAR	GP	G	A	TP	PIM
1983-94	10	1	2	3	2
1984-95	3	0	1	1	0
TOTALS	13	1	3	4	2

Selected in the third round, 49th overall, at the 1982 NHL Entry Draft; Became a free agent on July 1, 1995

RADKO GUDAS		DEFENSE		#75, 7		
YEAR	GP	G	A	TP	PIM	
2012-13	22	2	3	5	38	
2013-14	73	3	19	22	152	
2014-15	31	2	3	5	34	
TOTALS	126	7	25	32	224	
PLAYOFFS		GP	G	A	TP	PIM
2013-14	3	0	1	1	9	

Selected in the third round, 66th overall, at the 2010 NHL Entry Draft; Traded to Philadelphia, with a 2015 first-round draft pick and a 2015 third-round draft pick, for D Braydon Coburn on March 2, 2015

STEVE GUOLLA		CENTER		#17	
YEAR	GP	G	A	TP	PIM
1999-00	46	6	10	16	11

Acquired from San Jose, with D Andrei Zyuzin, LW Shawn Burr, and D Bill Houlder, for RW Niklas Sundstrom and a 2000 third-round draft pick (traded to Chicago) on August 4, 1999; Claimed off waivers by Atlanta on March 1, 2000

SERGEY GUSEV		DEFENSE		#3, 11	
YEAR	GP	G	A	TP	PIM
1998-99	14	0	3	3	10
1999-00	28	2	3	5	6
2000-01	16	1	0	1	10
TOTALS	58	3	6	9	26

Acquired from Dallas for LW Benoit Hogue and a 2001 sixth-round draft pick on March 21, 1999; Contract bought out on July 18, 2001

DAVID HALE		DEFENSE		#21	
YEAR	GP	G	A	TP	PIM
2009-10	39	0	4	4	25

Acquired from Phoenix, with LW Todd Fedoruk, for RW Radim Vrba on July 21, 2009; Became a free agent on July 1, 2010

BOB HALKIDIS		DEFENSE		#21	
YEAR	GP	G	A	TP	PIM
1994-95	27	1	3	4	40
1995-96	3	0	0	0	7
TOTALS	30	1	3	4	47

Claimed off waivers from Detroit on February 10, 1995; Claimed off waivers by Chicago on December 6, 1995

ADAM HALL		RIGHT WING		#18		
YEAR	GP	G	A	TP	PIM	
2008-09	74	5	5	10	29	
2010-11	82	7	11	18	32	
2011-12	57	2	5	7	17	
2012-13	20	0	4	4	23	
TOTALS	223	14	25	39	101	
PLAYOFFS		GP	G	A	TP	PIM
2010-11	18	1	4	5	8	

Signed as a free agent on July 1, 2008; Claimed off waivers by Carolina on March 16, 2013; Acquired from Carolina, with a 2013 seventh-round draft pick (RW Joel Vermir), for D Marc-Andre Bergeron on April 2, 2013; Claimed off waivers by Carolina on April 3, 2013

JEFF HALPERN		CENTER		#11	
YEAR	GP	G	A	TP	PIM
2007-08	19	10	8	18	14
2008-09	52	7	9	16	32
2009-10	55	9	8	17	27
TOTALS	126	26	25	51	73

Acquired from Dallas, with G Mike Smith, LW Jussi Jokinen, and a 2009 fourth-round draft pick (traded to Minnesota), for C Brad Richards and G Johan Holmqvist on February 26, 2008; Traded to Los Angeles for RW Teddy Purcell and a 2010 third-round draft pick (D Brock Beukeboom) on March 3, 2010

ROMAN HAMRLIK		DEFENSE		#44		
YEAR	GP	G	A	TP	PIM	
1992-93	67	6	15	21	71	
1993-94	64	3	18	21	135	
1994-95	48	12	11	23	86	
1995-96	82	16	49	65	103	
1996-97	79	12	28	40	57	
1997-98	37	3	12	15	22	
TOTALS	377	52	133	185	474	
PLAYOFFS		GP	G	A	TP	PIM
1995-96	5	0	1	1	4	

Selected in the first round, first overall, at the 1992 NHL Entry Draft; Traded to Edmonton, with the rights to C Paul Comrie, for D Bryan Marchment, C Steve Kelly, and C Jason Bonsignore on December 30, 1997

BEN HANKINSON		RIGHT WING		#16, 23	
YEAR	GP	G	A	TP	PIM
1994-95	18	0	2	2	6

Acquired from New Jersey, with C Alexander Semak, for D Shawn Chambers and RW Danton Cole on March 14, 1995; Traded to Detroit, with D Marc Bergevin, for LW Shaun Burr and a 1996 third-round draft pick (traded to Boston) on August 17, 1995

JOHAN HARJU		LEFT WING		#24	
YEAR	GP	G	A	TP	PIM
2010-11	10	1	2	3	2

Selected in the sixth round, 167th overall, at the 2007 NHL Entry Draft; Became a free agent on July 5, 2013

MIKE HARTMAN		LEFT WING		#23	
YEAR	GP	G	A	TP	PIM
1992-93	58	4	4	8	154

Selected from Winnipeg in the 1992 NHL Expansion Draft; Traded to NY Rangers for C Randy Gilhen on March 22, 1993

DWAYNE HAY		LEFT WING		#25	
YEAR	GP	G	A	TP	PIM
1999-00	13	1	1	2	2

Acquired from Florida, with C Ryan Johnson, for C Mike Sillinger on March 14, 2000; Claimed by Calgary at the 2002 NHL Waiver Draft

VICTOR HEDMAN		DEFENSE		#77		
YEAR	GP	G	A	TP	PIM	
2009-10	74	4	16	20	79	
2010-11	79	3	23	26	70	
2011-12	61	5	18	23	65	
2012-13	44	4	16	20	31	
2013-14	75	13	42	55	53	
2014-15	59	10	28	38	40	
TOTALS	392	39	143	182	338	
PLAYOFFS		GP	G	A	TP	PIM
2010-11	18	0	6	6	8	
2013-14	4	1	2	3	2	
2014-15	26	1	13	14	6	
TOTALS	48	2	21	23	16	

Selected in the first round, second overall, at the 2009 NHL Entry Draft

TIMO HELBLING		DEFENSE		#2	
YEAR	GP	G	A	TP	PIM
2005-06	9	0	1	1	6

Acquired from Nashville for a 2004 eighth-round draft pick on February 25, 2004; Became a free agent on July 1, 2006

SAMU HELENTUS		DEFENSE		#3	
YEAR	GP	G	A	TP	PIM
1998-99	4	1	0	1	15

Acquired from Calgary for future considerations on January 29, 1999; Traded to Colorado for future considerations on March 23, 1999

JAN HERBERS		DEFENSE		#56	
YEAR	GP	G	A	TP	PIM
1999-00	37	0	0	0	45

Signed as a free agent on September 29, 1999; Traded to NY Islanders for a 2000 seventh-round draft pick (traded to NY Islanders) on March 9, 2000

MATT HERVEY		DEFENSE		#26	
YEAR	GP	G	A	TP	PIM
1992-93	17	0	4	4	38

Acquired from Boston, with C Ken Hodge, for RW Darin Kimble and future considerations on September 4, 1992; Became a free agent on July 1, 1993

JAMIE HEWARD		DEFENSE		#23	
YEAR	GP	G	A	TP	PIM
2008-09	13	0	2	2	4

Signed as a free agent on October 1, 2008; Traded to Toronto, with G Dlaf Kolzig, D Andy Rogers, and a 2009 fourth-round draft pick, for D Richard Petiot on March 4, 2009

JAN HLAVAC		LEFT WING		#17	
YEAR	GP	G	A	TP	PIM
2007-08	62	9	13	22	32

Signed as a free agent on June 14, 2007; Traded to Nashville for a 2008 seventh-round draft pick (traded to Philadelphia) on February 26, 2008

KEN HODGFS		CENTER		#8	
YEAR	GP	G	A	TP	PIM

PETR KLIMA		RIGHT WING		#85							
YEAR	GP	G	A	TP	PIM						
1993-94	75	28	27	55	76						
1994-95	47	13	13	26	26						
1995-96	67	22	30	52	68						
TOTALS	189	63	70	133	170						
PLAYOFFS		GP		G		A		TP		PIM	
1995-96	4	2	0	2	14						

Acquired from Edmonton for a 1994 third-round draft pick on June 16, 1993; Traded to Los Angeles for a 1997 fifth-round draft pick (C Jan Sulic) on August 22, 1996

DAVID KOČI		LEFT WING		#33	
YEAR	GP	G	A	TP	PIM
2008-09	33	1	1	2	132

Signed as a free agent on July 3, 2008; Claimed off waivers by St. Louis on October 21, 2008; Claimed off waivers from St. Louis on November 20, 2008; Became a free agent on July 1, 2009

SLATER KOEKKOEK		DEFENSE		#29	
YEAR	GP	G	A	TP	PIM
2014-15	3	0	0	0	2

Selected in the first round, 10th overall, at the 2012 NHL Entry Draft

ZENON KONOPKA		CENTER		#28	
YEAR	GP	G	A	TP	PIM
2008-09	7	0	1	1	29
2009-10	74	2	3	5	265
TOTALS	81	2	4	6	294

Signed as a free agent on July 10, 2008; Became a free agent on July 1, 2010

CHRIS KONTOS		LEFT WING		#16	
YEAR	GP	G	A	TP	PIM
1992-93	66	27	24	51	12

Signed as a free agent on July 21, 1992; Became a free agent, July 1, 1993.

DMITRY KOROBOV		DEFENSE		#24	
YEAR	GP	G	A	TP	PIM
2013-14	3	0	1	1	2

Signed as a free agent on August 2, 2012; Became a free agent on July 1, 2014

MIKE KOSTKA		DEFENSE		#21	
YEAR	GP	G	A	TP	PIM
2013-14	19	2	6	8	0
PLAYOFFS	3	0	2	2	0

Acquired from Florida, with D Evan Berger, for C James Wright and D Mike Vernace on December 2, 2011; Became a free agent on July 1, 2012; Claimed off waivers from Chicago on February 23, 2014; Became a free agent on July 1, 2014

LUKAS KRAJICEK		DEFENSE		#2	
YEAR	GP	G	A	TP	PIM
2008-09	71	2	17	19	48
2009-10	23	0	1	1	21
TOTALS	94	2	18	20	69

Acquired from Vancouver, with LW Juraj Simsek, for D Shane O'Brien and RW Michel Ouellet on October 6, 2008; Released on January 29, 2010

FILIP KUBA		DEFENSE		#71							
YEAR	GP	G	A	TP	PIM						
2006-07	81	15	22	37	36						
2007-08	75	6	25	31	40						
TOTALS	156	21	47	68	76						
PLAYOFFS		GP		G		A		TP		PIM	
2006-07	6	1	4	5	4						

Signed as a free agent on July 2, 2006; Traded to Ottawa, with D Alexandre Picard and a 2008 first-round draft pick, for D Andrej Meszaros on August 29, 2008

PAVEL KUBINA		DEFENSE		#3, 13							
YEAR	GP	G	A	TP	PIM						
1997-98	10	1	2	3	22						
1998-99	68	9	12	21	80						
1999-00	69	8	18	26	93						
2000-01	70	11	19	30	103						
2001-02	82	11	23	34	106						
2002-03	75	3	19	22	78						
2003-04	81	17	18	35	85						
2005-06	76	5	33	38	96						
2010-11	79	4	19	23	62						
2011-12	52	3	8	11	59						
TOTALS	662	72	171	243	784						
PLAYOFFS		GP		G		A		TP		PIM	
2002-03	11	0	0	0	12						
2003-04	22	0	4	4	50						
2005-06	5	1	2	2	26						
2010-11	8	2	1	3	10						
TOTALS	46	3	6	9	98						

Selected in the seventh round, 179th overall, at the 1996 NHL Entry Draft; Became a free agent on July 1, 2006; Signed as a free agent on July 2, 2010; Traded to Philadelphia for LW Jon Kalinski, a 2012 second-round draft pick (RW Brian Hart), and a 2013 fourth-round draft pick (traded to Ottawa) on February 18, 2012

NIKITA KUČEROV		RIGHT WING		#56, 86							
YEAR	GP	G	A	TP	PIM						
2013-14	52	9	9	18	14						
2014-15	82	29	36	65	37						
TOTALS	134	38	45	83	51						
PLAYOFFS		GP		G		A		TP		PIM	
2013-14	2	1	0	1	0						
2014-15	26	10	12	22	14						
TOTALS	28	11	12	23	14						

Selected in the second round, 58th overall, at the 2011 NHL Entry Draft

KRISTIAN KUDROČ		DEFENSE		#57, 11	
YEAR	GP	G	A	TP	PIM
2000-01	22	2	2	4	36
2001-02	2	0	0	0	0
TOTALS	24	2	2	4	36

Acquired from NY Islanders, with G Kevin Weekes and a 2001 second-round draft pick (traded to Phoenix), for a 2000 first-round draft pick, a 2000 fourth-round draft pick, and a 2000 seventh-round draft pick on June 24, 2000; Became a free agent on July 1, 2003

CODY KUNYK		RIGHT WING		#28	
YEAR	GP	G	A	TP	PIM
2013-14	1	0	0	0	0

Signed as a free agent on March 20, 2014

PIERRE-CEDRIC LABRIE		LEFT WING		#76	
YEAR	GP	G	A	TP	PIM
2011-12	14	0	2	2	15
2012-13	19	2	1	3	30
2013-14	13	0	0	0	20
TOTALS	46	2	3	5	65

Signed as a free agent on December 29, 2011; Became a free agent on July 1, 2014

JASON LAFRENIERE		CENTER		#17, 16	
YEAR	GP	G	A	TP	PIM
1992-93	11	3	3	6	4
1993-94	1	0	0	0	0
TOTALS	12	3	3	6	4

Signed as a free agent on July 29, 1992; Became a free agent on July 1, 1994

DAYMOND LANGKOW		CENTER		#18	
YEAR	GP	G	A	TP	PIM
1995-96	4	0	1	1	0
1996-97	79	15	13	28	35
1997-98	68	8	14	22	62
1998-99	22	4	6	10	15
TOTALS	173	27	34	61	112

Selected in the first round, fifth overall, at the 1995 NHL Entry Draft; Traded to Philadelphia, with RW Mikael Renberg, for C Chris Gratton and C Mike Sillinger on December 12, 1998

MARIO LAROUCQUE		DEFENSE		#71	
YEAR	GP	G	A	TP	PIM
1998-99	5	0	0	0	16

Selected in the first round, 16th overall, at the 1996 NHL Entry Draft; Became a free agent on July 1, 2001

MATT LASHOFF		DEFENSE		#55	
YEAR	GP	G	A	TP	PIM
2008-09	12	0	7	7	10
2009-10	5	0	0	0	21
TOTALS	17	0	7	7	31

Acquired from Boston, with RW Martins Karsums, for RW Mark Recchi and a 2010 second-round draft pick on March 4, 2009; Traded to Toronto for LW Stefano Giliati and RW Alex Berry on August 27, 2010

JANNE LAUKKANEN		DEFENSE		#23	
YEAR	GP	G	A	TP	PIM
2002-03	2	1	0	1	0
PLAYOFFS	6	6	A	TP	PIM
2002-03	2	0	0	0	2

Claimed off waivers from NY Rangers on March 11, 2003; Contract bought out on October 31, 2004

JAY LEACH		DEFENSE		#38	
YEAR	GP	G	A	TP	PIM
2007-08	2	0	0	0	0

Signed as a free agent on July 3, 2007; Traded to Anaheim for RW Brandon Segal and a 2008 seventh-round draft pick (D David Carle) on February 26, 2008

VINCENT LECAVALIER		CENTER		#8, 4							
YEAR	GP	G	A	TP	PIM						
1998-99	82	13	15	28	23						
1999-00	80	25	42	67	43						
2000-01	68	23	29	51	66						
2001-02	76	20	17	37	61						
2002-03	80	33	45	78	39						
2003-04	81	32	34	66	52						
2005-06	80	35	40	75	90						
2006-07	82	52	56	108	44						
2007-08	81	40	52	92	89						
2008-09	77	29	38	67	54						
2009-10	82	24	46	70	63						
2010-11	65	25	29	54	43						
2011-12	64	22	27	49	50						
2012-13	39	10	22	32	29						
TOTALS	1,037	383	491	874	746						
PLAYOFFS		GP		G		A		TP		PIM	
2002-03	11	3	3	6	22						
2003-04	23	9	7	16	25						
2005-06	5	1	3	4	7						
2006-07	6	5	2	7	10						
2010-11	18	6	13	19	16						
TOTALS	63	24	28	52	80						

Selected in the first round, first overall, at the 1998 NHL Entry Draft; Contract bought out on June 27, 2013

GRANT LEDYARD		DEFENSE		#3	
YEAR	GP	G	A	TP	PIM
2000-01	14	2	2	4	12
2001-02	53	1	3	4	12
TOTALS	67	3	5	8	24

Signed as a free agent on February 1, 2001; Traded to Dallas for a 2001 seventh-round draft pick (D Jeremy Van Hoof) on March 13, 2001; Signed as a free agent on July 13, 2001; Became a free agent on July 1, 2002

BRIAN LEE		DEFENSE		#15	
YEAR	GP	G	A	TP	PIM
2011-12	20	0	8	8	8
2012-13	22	0	0	0	16
TOTALS	44	0	8	8	24

Acquired from Ottawa for D Matt Gilroy on February 27, 2012; Became a free agent on July 1, 2014

JUNIOR LESSARD		RIGHT WING		#42	
YEAR	GP	G	A	TP	PIM
2007-08	19	1	1	2	9

Acquired from Dallas for D Dan Jancevski on January 15, 2008; Became a free agent on July 1, 2009

CHRIS LIPUMA		DEFENSE		#40, 26	
YEAR	GP	G	A	TP	PIM
1992-93	15	0	5	5	34
1993-94	27	0	4	4	77
1994-95	1	0	0	0	0
1995-96	21	0	0	0	13
TOTALS	64	0	9	9	124

Signed as a free agent on June 29, 1992; Became a free agent, July 1, 1996.

BRAD LUKOWICH		DEFENSE		#37							
YEAR	GP	G	A	TP	PIM						
2002-03	70	1	14	15	46						
2003-04	79	5	14	19	24						
2007-08	59	1	6	7	20						
TOTALS	208	7	34	41	90						
PLAYOFFS		GP		G		A		TP		PIM	
2002-03	9	0	1	1	2						
2003-04	18	0	2	2	6						
TOTALS	27	0	3	3	8						

Acquired from Dallas, with a 2003 seventh-round draft pick (LW Jay Rosehill), for a 2002 second-round draft pick on June 22, 2002; Became a free agent on July 15, 2005; Signed as a free agent on July 3, 2007; Traded to San Jose, with D Dan Boyle, for D Matt Carle, D Ty Wishart, a 2009 first-round draft pick (traded to Ottawa), and a 2010 fourth-round draft pick (C James Mullin) on July 4, 2008

MIKE LUNDIN		DEFENSE		#39	
YEAR	GP	G	A	TP	PIM
2007-08	81	0	6	6	16
2008-09	25	0			

JEFF NORTON	DEFENSE				#6
YEAR	GP	G	A	TP	PIM
1996-97	13	0	5	5	16
1997-98	37	4	6	10	26
TOTALS	50	4	11	15	42

Acquired from Edmonton for D Drew Bannister and a 1997 sixth-round draft pick on March 18, 1997; Traded to Florida, with with RW Dino Ciccarelli, for G Mark Fitzpatrick and RW Jody Hull on January 15, 1998

MICHAEL NYLANDER	CENTER				#8, 9
YEAR	GP	G	A	TP	PIM
1998-99	33	4	10	14	8
1999-00	11	1	2	3	4
TOTALS	44	5	12	17	12

Acquired from Calgary for LW Andrei Nazarov on January 19, 1999; Traded to Chicago for D Bryan Muir and LW Reid Simpson on November 12, 1999

DOUG O'BRIEN	DEFENSE				#39
YEAR	GP	G	A	TP	PIM
2005-06	5	0	0	0	2

Selected in the sixth round, 192nd overall, at the 2003 NHL Entry Draft; Traded to Anaheim for D Joe Rullier on February 27, 2007

SHANE O'BRIEN	DEFENSE				#55
YEAR	GP	G	A	TP	PIM
2006-07	18	0	2	2	36
2007-08	77	4	17	21	154
2008-09	1	0	0	0	0
TOTALS	96	4	19	23	190

Acquired from Anaheim, with a 2007 third-round draft pick (C Luca Cunti), for G Gerald Coleman and a 2007 first-round draft pick on February 24, 2007; Traded to Vancouver, with RW Michel Ouellet, for D Lukas Krajcick and LW Juraj Simek on October 6, 2008

EVAN OBERG	DEFENSE				#43
YEAR	GP	G	A	TP	PIM
2011-12	3	0	0	0	0

Acquired from Florida, with D Mike Kostka, for C James Wright and D Mike Vernace on December 2, 2011; Became a free agent on July 5, 2013

MATTIAS OHLUND	DEFENSE				#5
YEAR	GP	G	A	TP	PIM
2009-10	67	0	13	13	59
2010-11	72	0	5	5	70
TOTALS	139	0	18	18	129

Selected in the third round, 88th overall, at the 1999 NHL Entry Draft; Signed with the Djurgardens IF of the Elitserien on April 27, 2004

KEITH OSBORNE	RIGHT WING				#15
YEAR	GP	G	A	TP	PIM
1992-93	11	1	1	2	8

Selected from Toronto in the 1992 NHL Expansion Draft; Became a free agent on July 1, 1993

MICHEL OUELLET	RIGHT WING				#7
YEAR	GP	G	A	TP	PIM
2007-08	64	17	19	36	12

Selected in the third round, 88th overall, at the 1999 NHL Entry Draft; Signed with the Djurgardens IF of the Elitserien on April 27, 2004

ONDREJ PALAT	LEFT WING				#74, 18
YEAR	GP	G	A	TP	PIM
2012-13	14	2	2	4	0
2013-14	81	23	36	59	20
2014-15	75	16	47	63	24
TOTALS	170	41	85	126	44

Acquired from Toronto in the 1992 NHL Expansion Draft; Became a free agent on July 1, 2011; Traded to Boston, with a 2012 fifth-round draft pick, for LW Benoit Pouliot on June 23, 2012

ALEXANDRE PICARD	DEFENSE				#2
YEAR	GP	G	A	TP	PIM
2007-08	20	3	3	6	8

Acquired from Philadelphia, with a 2009 second-round draft pick (RW Richard Panik), for C Vaclav Prospal on February 25, 2008; Traded to Ottawa, with D Filip Kuba and a 2009 first-round draft pick, for D Andrej Meszaros on August 29, 2008

ADRIEN PLAUSVIC	DEFENSE				#6
YEAR	GP	G	A	TP	PIM
1994-95	15	2	1	3	4
1995-96	7	1	2	3	6
TOTALS	22	3	3	6	10

Acquired from Vancouver for a 1997 fifth-round draft pick on March 23, 1995; Became a free agent on July 1, 1996

RICHARD PANIK	RIGHT WING				#71
YEAR	GP	G	A	TP	PIM
2012-13	25	5	4	9	4
2013-14	50	3	10	13	21
TOTALS	75	8	14	22	25

Selected in the second round, 52nd overall, at the 2009 NHL Entry Draft; Claimed off waivers by Toronto on October 9, 2014

CEDRIC PAAQUETTE	CENTER				#54, 13
YEAR	GP	G	A	TP	PIM
2013-14	2	0	1	1	0
2014-15	64	12	7	19	51
TOTALS	66	12	8	20	51

Selected in the fourth round, 101st overall, at the 2012 NHL Entry Draft

ERIC PERRIN	CENTER				#9
YEAR	GP	G	A	TP	PIM
2003-04	4	0	0	0	0
2004-07	82	13	23	36	30
TOTALS	86	13	23	36	30

Selected in the first round, third overall, at the 1993 NHL Supplemental Draft; Traded to Pittsburgh for cash considerations on March 18, 1999

BRENT PETERSON	LEFT WING				#17, 27, 47
YEAR	GP	G	A	TP	PIM
1996-97	17	2	0	2	4
1997-98	19	5	0	5	2
1998-99	20	2	1	3	0
TOTALS	56	9	1	10	6

Acquired from Toronto for G Olaf Kolzig, D Jamie Heward, D Andy Rogers, and a 2009 fourth-round draft pick on March 4, 2009; Became a free agent on July 1, 2009; Signed as a free agent on July 2, 2011; Became a free agent on July 1, 2012

MICHEL PETIT	DEFENSE				#95
YEAR	GP	G	A	TP	PIM
1995-96	45	4	7	11	108
1996-97	6	0	0	0	20
TOTALS	51	4	7	11	128

Acquired from Los Angeles for D Steve Finn on November 13, 1995; Became a free agent on July 1, 1996

ROBERT PETROVICKY	CENTER				#14
YEAR	GP	G	A	TP	PIM
1998-99	28	3	4	7	6
1999-00	43	7	10	17	14
TOTALS	71	10	14	24	20

Selected in the third round, 88th overall, at the 1999 NHL Entry Draft; Signed with the Djurgardens IF of the Elitserien on April 27, 2004

MATT PETTINGER	LEFT WING				#24
YEAR	GP	G	A	TP	PIM
2008-09	59	8	7	15	24

Claimed off waivers from Vancouver on October 21, 2008; Became a free agent on July 1, 2009

VACLAV PROSPAL	CENTER				#20
YEAR	GP	G	A	TP	PIM
2001-02	81	18	37	55	38
2002-03	80	22	57	79	53
2003-04	81	25	55	80	50
2004-07	82	14	41	55	36
2007-08	62	29	28	57	39
2008-09	82	19	26	45	52
TOTALS	468	127	244	371	268

Acquired from Buffalo, with C Brian Holzinger, D Cory Sarich, and 2000 third-round draft pick (LW Alexander Kharitonov), for C Chris Gratton and 2001 second-round draft pick on March 10, 2000; Traded to Pittsburgh for RW Matthew Barnaby on February 1, 2001

RUDY POESCHEK	DEFENSE				#20
YEAR	GP	G	A	TP	PIM
1993-94	71	3	6	9	118
1994-95	25	1	1	2	92
1995-96	57	1	3	4	88
1996-97	60	0	6	6	120
TOTALS	213	5	16	21	418

Signed as a free agent on August 10, 1993; Became a free agent on July 1, 1997

MAREK POSMYK	DEFENSE				#18
YEAR	GP	G	A	TP	PIM
1999-00	18	1	2	3	20
2000-01	1	0	0	0	0
TOTALS	19	1	2	3	20

Acquired from Toronto, with RW Mike Johnson, a 2000 fifth-round draft pick (RW Pavel Sedov), a 2000 sixth-round draft pick (D Aaron Giont), and a 2001 sixth-round draft pick (traded to Los Angeles), for RW Darcy Tucker and a 2000 fourth-round draft pick on February 9, 2000; Became a free agent July 1, 2001

PATRICK POULIN	LEFT WING				#28
YEAR	GP	G	A	TP	PIM
1995-96	8	0	1	1	0
1996-97	73	12	14	26	56
1997-98	44	2	7	9	19
TOTALS	125	14	22	36	75

Acquired from Chicago, with D Igor Ulanov and a 1996 second-round draft pick (traded to New Jersey), for D Enrico Ciccone and a 1996 second-round draft pick on March 20, 1996; Traded to Montreal, with RW Mick Vukota and D Igor Ulanov, for RW Stephane J.J. Richer, RW Darcy Tucker, and D David Wilkie on January 15, 1998

BENOIT POULIOT	LEFT WING				#67
YEAR	GP	G	A	TP	PIM
2012-13	34	8	12	20	15

Selected in the third round, 78th overall, at the 2006 NHL Entry Draft; Became a free agent on July 1, 2012

MARC-ANTOINE POULIOT	CENTER				#34
YEAR	GP	G	A	TP	PIM
2010-11	3	0	0	0	0

Selected as a free agent on July 23, 2010; Became a free agent on July 1, 2011

NOLAN PRATT	DEFENSE				#44
YEAR	GP	G	A	TP	PIM
2001-02	46	0	3	3	51
2002-03	67	1	7	8	35
2003-04	58	1	3	4	42
2005-06	82	0	9	9	60
2006-07	81	1	7	8	44
TOTALS	334	3	29	32	232

Acquired from Toronto for G Olaf Kolzig, D Jamie Heward, D Andy Rogers, and a 2009 fourth-round draft pick on March 4, 2009; Became a free agent on July 1, 2009; Signed as a free agent on July 2, 2011; Became a free agent on July 1, 2012

WAYNE PRIMEAU	CENTER				#22
YEAR	GP	G	A	TP	PIM
1999-00	17	2	3	5	25
2000-01	47	2	13	15	77
TOTALS	64	4	16	20	102

Acquired from Buffalo, with C Brian Holzinger, D Cory Sarich, and 2000 third-round draft pick (LW Alexander Kharitonov), for C Chris Gratton and 2001 second-round draft pick on March 10, 2000; Traded to Pittsburgh for RW Matthew Barnaby on February 1, 2001

JOE REEKIE	DEFENSE				#29
YEAR	GP	G	A	TP	PIM
1992-93	42	2	11	13	69
1993-94	73	1	11	12	127
TOTALS	115	3	22	25	196

Selected from NY Islanders in the 1992 NHL Expansion Draft; Traded to Washington for D Enrico Ciccone, a 1994 third-round draft pick (traded to Anaheim), and a 1995 fifth-round draft pick (LW Konstantin Golokhvasto) on March 21, 1994

TEDDY PURCELL	RIGHT WING				#16
YEAR	GP	G	A	TP	PIM
2009-10	19	3	6	9	6
2010-11	81	17	34	51	10
2011-12	81	24	41	65	16
2012-13	48	11	25	26	12
2013-14	81	12	30	42	14
TOTALS	310	67	136	193	58

Acquired from Florida for C Ryan Johnson and a 2003 sixth-round draft pick on July 10, 2001; Became a free agent on July 1, 2003; Acquired from Anaheim for a 2005 second-round draft pick on August 16, 2004; Traded to Philadelphia for D Alexandre Picard and a 2009 second-round draft pick (RW Richard Panik) on February 25, 2008; Acquired from Philadelphia for a 2008 seventh-round draft pick on June 18, 2008; Contract bought out on July 28, 2009

KEVIN QUICK	DEFENSE				#51
YEAR	GP	G	A	TP	PIM
2008-09	6	0	1	1	0

Selected in the third round, 78th overall, at the 2006 NHL Entry Draft; Became a free agent on July 1, 2012

YVES RACINE	DEFENSE				#33
YEAR	GP	G	A	TP	PIM
1997-98	60	0	8	8	41

KJELL SAMUELSSON	DEFENSE				#28
YEAR	GP	G	A	TP	PIM
1998-99	46	1	4	5	38

Signed as a free agent on October 13, 1998; Retired on April 18, 1999

CORY SARICH	DEFENSE				#21
YEAR	GP	G	A	TP	PIM
1999-00	17	0	2	2	42
2000-01	73	1	8	9	106
2001-02	82	0	11	11	105
2002-03	72	5	9	14	63
2003-04	82	3	16	19	89
2005-06	82	1	14	15	79
2006-07	82	0	15	15	70
TOTALS	490	10	75	85	554

PLAYOFFS GP G A TP PIM
2002-03 11 0 2 2 6
2003-04 23 0 2 2 25
2005-06 5 0 1 1 4
2006-07 6 0 0 0 2
TOTALS 45 0 5 5 37

Acquired from Buffalo, with C Brian Holzinger, C Wayne Primeau, and a 2000 third-round draft pick (LW Alexander Kharitonov), for C Chris Gratton and a 2001 second-round draft pick on March 10, 2000; Became a free agent on July 1, 2007

DENIS SAVARD	CENTER				#9, 18
YEAR	GP	G	A	TP	PIM
1993-94	74	18	28	46	106
1994-95	31	6	11	17	10
TOTALS	105	24	39	63	116

Signed as a free agent on July 29, 1993; Traded to Chicago for a 1996 sixth-round draft pick (C Xavier Delisle) on April 6, 1995

BRANDON SEGAL	RIGHT WING				#53
YEAR	GP	G	A	TP	PIM
2008-09	2	0	0	0	0
2010-12	10	0	0	0	4
TOTALS	12	0	0	0	4

Acquired from Anaheim, with a 2008 seventh-round draft pick (D David Carle), for D Jay Leach on February 26, 2008; Became a free agent on July 1, 2009; Acquired from Chicago for RW Matt Fornataro on February 21, 2012; Became a free agent on July 1, 2012

ALEX SELIVANOV	RIGHT WING				#29, 61
YEAR	GP	G	A	TP	PIM
1994-95	43	10	6	16	14
1995-96	79	31	21	52	93
1996-97	69	15	18	33	61
1997-98	70	16	19	35	85
1998-99	43	6	13	19	18
TOTALS	304	78	77	155	271

PLAYOFFS GP G A TP PIM
1995-96 6 2 2 4 6

Acquired from Philadelphia for a 1995 fourth-round draft pick on September 6, 1994; Traded to Edmonton for C Alexandre Daigle on January 29, 1999

ALEXANDER SEMAK	CENTER				#27
YEAR	GP	G	A	TP	PIM
1994-95	22	5	5	10	12

Acquired from New Jersey, with RW Ben Hanguin, for D Shawn Chambers and RW Danton Cole on March 14, 1995; Traded to NY Islanders for a 1997 fifth-round draft pick (D Karel Betik) on September 14, 1995

ANATOLI SEMENOV	CENTER				#9
YEAR	GP	G	A	TP	PIM
1992-93	13	2	3	5	4

Selected from Edmonton in the 1992 NHL Expansion Draft; Traded to Vancouver for LW Dave Capuano and a 1994 fourth-round draft pick (traded to New Jersey) on November 3, 1992

RYAN SHANNON	RIGHT WING				#22
TEAM	GP	G	A	TP	PIM
2011-12	45	4	8	12	10

Signed as a free agent on July 7, 2011; Became a free agent on July 1, 2012

DAVID SHAW	DEFENSE				#27
YEAR	GP	G	A	TP	PIM
1995-96	66	1	11	12	64
1996-97	57	1	10	11	72
1997-98	14	0	2	2	12
TOTALS	137	2	23	25	148

PLAYOFFS GP G A TP PIM
1995-96 6 0 1 1 4

Acquired from Boston for a 1996 third-round draft pick on August 17, 1995; Traded to San Jose, with D Bryan Marchant and a 1998 first-round draft pick, for LW Andrei Nazarov and a 1998 first-round draft pick (C Vincent Lecavalier) on March 24, 1998

JEFF SHEVALIER	LEFT WING				#9
YEAR	GP	G	A	TP	PIM
1999-00	5	0	0	0	2

Signed as a free agent on July 5, 1999; Traded to Ottawa for future considerations on March 8, 2000

MIKE SILLINGER	CENTER				#18, 26
YEAR	GP	G	A	TP	PIM
1998-99	79	8	5	13	36
1999-00	67	19	25	44	86
TOTALS	146	27	30	57	122

Acquired from Philadelphia, with C Chris Gratton, for RW Mikael Renberg and C Daymond Langkow on December 12, 1998; Traded to Florida for C Ryan Johnson and LW Dwayne Hay on March 14, 2000

MARTIN SIMARD	RIGHT WING				#13
YEAR	GP	G	A	TP	PIM
1992-93	7	0	0	0	11

Acquired from Quebec to complete June 19, 1992 trade which sent RW Tim Hunter to Quebec for future considerations on September 14, 1992; Traded to Quebec, with RW Steve Tuttle and C Michel Mongeau, for RW Herb Raglan on February 12, 1993

REID SIMPSON	LEFT WING				#24
YEAR	GP	G	A	TP	PIM
1999-00	26	1	0	1	103

Acquired from Chicago, with D Bryan Muir, for C Michael Nylander on November 12, 1999; Became a free agent on July 1, 2000

ANDREI SKOPINTSEV	DEFENSE				#46
YEAR	GP	G	A	TP	PIM
1998-99	19	1	1	2	10
1999-00	4	0	0	0	6
TOTALS	23	1	1	2	16

Selected in the sixth round, 153rd overall, at the 1997 NHL Entry Draft; Became a free agent on July 1, 2000

MATT SMABY	DEFENSE #32				
YEAR	GP	G	A	TP	PIM
2007-08	14	0	0	0	12
2008-09	43	0	4	4	50
2009-10	33	0	2	2	27
2010-11	32	0	0	0	17
TOTALS	122	0	6	6	106

Selected in the second round, 41st overall, at the 2003 NHL Entry Draft; Became a free agent on July 1, 2011

TREVOR SMITH	CENTER				#24
YEAR	GP	G	A	TP	PIM
2011-12	16	2	3	5	4

Signed as a free agent on July 5, 2011; Became a free agent on July 1, 2012

RADEK SMOLENAK	LEFT WING				#52
YEAR	GP	G	A	TP	PIM
2008-09	6	0	1	1	10

Selected in the third round, 73rd overall, at the 2005 NHL Entry Draft; Claimed off waivers by Chicago on September 27, 2009; Claimed off waivers from Chicago on October 9, 2009; Became a free agent on July 1, 2010

COREY SPRING	RIGHT WING				#20, 28
YEAR	GP	G	A	TP	PIM
1997-98	8	1	0	1	10
1998-99	8	0	1	1	2
TOTALS	16	1	1	2	12

Signed as a free agent on July 24, 1995; Became a free agent on July 1, 2000

STEVEN STAMKOS	CENTER				#91
YEAR	GP	G	A	TP	PIM
2008-09	79	23	23	46	39
2009-10	82	51	44	95	38
2010-11	82	45	46	91	74
2011-12	82	60	37	97	66
2012-13	48	29	28	57	32
2013-14	37	25	15	40	18
2014-15	82	43	29	72	49
TOTALS	492	276	222	498	316

PLAYOFFS GP G A TP PIM
2010-11 18 6 7 13 6
2013-14 4 2 2 4 6
2014-15 26 7 11 18 20
TOTALS 48 15 20 35 32

Selected in the first round, first overall, at the 2008 NHL Entry Draft

SHAYNE STEVENSON	RIGHT WING				#9, 40
YEAR	GP	G	A	TP	PIM
1992-93	8	0	1	1	7

Selected from Boston in the 1992 NHL Expansion Draft; Became a free agent on July 1, 1993

KARL STEWART	LEFT WING				#61
YEAR	GP	G	A	TP	PIM
1999-00	7	0	0	0	2
2007-08	9	0	0	0	2
TOTALS	16	0	0	0	4

Acquired from Chicago, with a 2008 sixth-round draft pick (D Luke Witkowski), for RW Nikita Alexeev on February 27, 2007; Became a free agent on July 1, 2008

CORY STILLMAN	LEFT WING				#61
YEAR	GP	G	A	TP	PIM
2003-04	81	25	55	80	36
PLAYOFFS	GP	G	A	TP	PIM
2003-04	21	2	5	7	15

Acquired from St. Louis for a 2003 second-round draft pick on June 21, 2003; Became a free agent on July 1, 2004

ANTON STRALMAN	DEFENSE				#6
YEAR	GP	G	A	TP	PIM
2014-15	82	9	30	39	26
PLAYOFFS	GP	G	A	TP	PIM
2014-15	26	1	8	9	8

Signed as a free agent on July 1, 2014

ANDREJ SUSTR	DEFENSE				#62
YEAR	GP	G	A	TP	PIM
2012-13	2	0	0	0	0
2013-14	43	1	7	8	16
2014-15	72	0	13	13	34
TOTALS	117	1	20	21	50

PLAYOFFS GP G A TP PIM
2013-14 3 0 0 0 2
2014-15 26 1 1 2 18
TOTALS 29 1 1 2 20

Signed as a free agent on March 21, 2013

RICH SUTTER	RIGHT WING				#23
YEAR	GP	G	A	TP	PIM
1994-95	4	0	0	0	0

Acquired from Chicago, with LW Paul Ysebaert, for RW Jim Cummins, D Tom Tilley, and D Jeff Buchanan on February 22, 1995; Traded to Toronto for cash considerations on March 13, 1995

JAROSLAV SVEJKOVSKY	RIGHT WING				#15
YEAR	GP	G	A	TP	PIM
1999-00	29	5	5	10	28

Acquired from Washington for a 2000 seventh-round draft pick and a 2001 third-round draft pick on January 17, 2000; Contract bought out on June 28, 2001

ALEXANDER SVITOV	CENTER				#16
YEAR	GP	G	A	TP	PIM
2002-03	63	4	4	8	58
2003-04	11	0	3	3	4
TOTALS	74	4	7	11	62

PLAYOFFS GP G A TP PIM
2002-03 7 0 0 0 6

Selected in the first round, third overall, at the 2001 NHL Entry Draft; Traded to Columbus, with a 2004 third-round draft pick, for D Darryl Sydor and 2004 fourth-round draft pick (D Mike Lundin) on January 27, 2004

PETR SVOBODA	DEFENSE				#23
YEAR	GP	G	A	TP	PIM
1998-99	59	5	18	23	81
1999-00	70	2	23	25	170
2000-01	19	1	3	4	41
TOTALS	148	8	44	52	292

Acquired from Philadelphia for D Karl Dykhuis on December 28, 1998; Retired on May 1, 2002

DARRYL SYDOR	DEFENSE #				55, 5
YEAR	GP	G	A	TP	PIM
2003-04	31	1	6	7	36
2005-06	80	4	19	23	30
TOTALS	111	5	25	30	66

PLAYOFFS GP G A TP PIM
2003-04 23 0 6 6 9
2005-06 5 0 1 1 0
TOTALS 28 0 7 7 9

Acquired from Columbus, with a 2004 fourth-round draft pick (D Mike Lundin), for C Alexander Svitov and a 2004 third-round draft pick on January 27, 2004; Traded to Dallas for a 2008 fourth-round draft pick (traded to Ottawa) on July 2, 2006

MICHAL SYKORA	DEFENSE				#23
YEAR	GP	G	A	TP	PIM
1998-99	10	1	2	3	0

Acquired from Chicago for G Mark Fitzpatrick and a 1999 fourth-round draft pick on July 17, 1998; Became a free agent on July 1, 1999

PAUL SZCZECZURA	CENTER				#38
YEAR	GP	G	A	TP	PIM
2008-09	31	4	5	9	12
2009-10	52	5	2	7	18
TOTALS	83	9	7	16	30

Signed as a free agent on April 24, 2008; Became a free agent on July 1, 2011

PETER TAGLIANETTI	DEFENSE				#32
YEAR	GP	G	A	TP	PIM
1992-93	61	1	8	9	150

Selected from Pittsburgh in the 1992 NHL Expansion Draft; Traded to Pittsburgh for a 1993 third-round draft pick (compensated to Florida) on March 22, 1993

ALEX TANQUARY	LEFT WING				#13
YEAR	GP	G	A	TP	PIM
2009-10	80	10	27	37	32

Signed as a free agent on September 1, 2009; Became a free agent on July 1, 2010

CRAIG WOLANIN		DEFENSE			#6
YEAR	GP	G	A	TP	PIM
1996-97	15	0	0	0	8

Acquired from Colorado for a 1998 second-round draft pick on July 29, 1996; Traded to Toronto for a 1998 third-round draft pick (traded to Edmonton) on January 31, 1997

JAMES WRIGHT		CENTER			#43
YEAR	GP	G	A	TP	PIM
2009-10	48	2	3	5	18
2010-11	1	0	0	0	0
TOTALS	49	2	3	5	18

Selected in the fourth round (117th overall) at the 2008 NHL Entry Draft; Traded to Florida, with D Mike Vernace, for D Mike Kostka and D Evan Oberg on December 2, 2011

J.T. WYMAN		RIGHT WING			#34
YEAR	GP	G	A	TP	PIM
2011-12	40	2	9	11	8
2012-13	1	0	0	0	0
TOTALS	41	2	9	11	8

Signed as a free agent on July 1, 2011; Became a free agent on July 5, 2013

JUHA YLONEN		CENTER			#16
YEAR	GP	G	A	TP	PIM
2001-02	65	3	10	13	8

Acquired from Phoenix for LW Todd Warriner on June 18, 2001; Traded to Ottawa for RW Andre Roy and a 2003 sixth-round draft pick on March 15, 2002

PAUL YSEBAERT		LEFT WING			#15
YEAR	GP	G	A	TP	PIM
1994-95	29	8	11	19	12
1995-96	55	16	15	31	16
1996-97	39	5	12	17	4
1997-98	82	13	27	40	32
1998-99	10	0	1	1	2
TOTALS	215	42	66	108	66

Acquired from Chicago, with RW Rich Sutter, for RW Jim Cummins, D Tom Tilley, and D Jeff Buchanan on February 22, 1995; Became a free agent on July 1, 1999

ROB ZAMUNER		LEFT WING			#7
YEAR	GP	G	A	TP	PIM
1992-93	84	15	28	43	74
1993-94	59	6	6	12	42
1994-95	43	9	6	15	24
1995-96	72	15	20	35	62
1996-97	82	17	33	50	56
1997-98	77	14	12	26	41
1998-99	58	8	11	19	24
TOTALS	475	84	116	200	323

Acquired from San Jose, with LW Shawn Burr, D Bill Houlder, and C Steve Guolla for RW Niklas Sundstrom and a 2000 third-round draft pick on August 4, 1999; Traded to New Jersey for D Josef Boumedienne, D Sascha Goc, and the rights to LW Anton But on November 9, 2001

THOMAS ZIEGLER		CENTER			#43
YEAR	GP	G	A	TP	PIM
2000-01	5	0	0	0	0

Selected in the ninth round, 263rd overall, at the 2000 NHL Entry Draft; Became a free agent on July 1, 2002

ANDREI ZVUZIN		DEFENSE			#30
YEAR	GP	G	A	TP	PIM
1999-00	34	2	9	11	33
2000-01	64	4	16	20	76
2001-02	9	0	2	2	6
TOTALS	107	6	27	33	115

Acquired from San Jose, with LW Shawn Burr, D Bill Houlder, and C Steve Guolla for RW Niklas Sundstrom and a 2000 third-round draft pick on August 4, 1999; Traded to New Jersey for D Josef Boumedienne, D Sascha Goc, and the rights to LW Anton But on November 9, 2001

ALL-TIME GOALTENDING REGISTER

J.C. BERGERON		DEFENSE			#30					
YEAR	GP	MIN	GAA	W	L	OTL	SO	GA	SA	SPCT
1992-93	21	1,163	2.66	8	10	1	0	71	574	.876
1993-94	3	134	3.13	1	1	1	0	7	69	.899
1994-95	17	883	3.33	3	9	1	1	49	374	.869
1995-96	12	595	4.24	2	6	2	0	42	250	.832
TOTALS	53	2,775	3.65	14	26	5	1	169	1,267	.867

Acquired from Montreal for G Frederic Chabot on June 18, 1992; Became a free agent on July 1, 1996

ZAC BIERK		DEFENSE			#1					
YEAR	GP	MIN	GAA	W	L	OTL	SO	GA	SA	SPCT
1997-98	13	433	4.16	1	4	1	0	30	210	.857
1998-99	1	59	2.03	0	1	0	0	2	21	.905
1999-00	12	509	3.65	4	4	1	0	31	308	.899
TOTALS	26	1,001	3.78	5	9	2	0	63	539	.883

Selected in the ninth round, 212th overall, at the 1995 NHL Entry Draft; Selected by Minnesota in the 2000 NHL Expansion Draft

BEN BISHOP		DEFENSE			#30					
YEAR	GP	MIN	GAA	W	L	OTL	SO	GA	SA	SPCT
2012-13	9	502	2.99	3	4	1	1	25	302	.917
2013-14	63	3,586	2.23	37	14	7	5	133	1,758	.924
2014-15	62	3,519	2.32	40	13	5	4	136	1,620	.916
TOTALS	134	7,607	2.51	80	31	13	10	294	3,680	.919

Selected in the ninth round, 212th overall, at the 1995 NHL Entry Draft; Selected by Minnesota in the 2000 NHL Expansion Draft

SEAN BURKE		DEFENSE			#1					
YEAR	GP	MIN	GAA	W	L	OTL	SO	GA	SA	SPCT
2005-06	35	1,713	2.80	14	10	4	2	80	764	.895

Signed as a free agent on August 9, 2005; Claimed off waivers by Los Angeles on January 18, 2007

SEBASTIEN CARON		DEFENSE			#35					
YEAR	GP	MIN	GAA	W	L	OTL	SO	GA	SA	SPCT
2011-12	3	135	3.11	1	1	0	0	7	57	.877

Signed as a free agent on March 19, 2012; Became a free agent on July 1, 2012

DAN CLOUTIER		DEFENSE			#39					
YEAR	GP	MIN	GAA	W	L	OTL	SO	GA	SA	SPCT
1999-00	52	2,492	3.49	9	30	3	0	145	1,258	.885
2000-01	24	1,005	3.52	3	13	3	1	59	541	.891
TOTALS	76	3,497	3.50	12	43	6	1	204	1,799	.887

Acquired from NY Rangers, with RW Niklas Sundstrom, a 2000 first-round draft pick (RW Nikita Alexeev), and a 2000 third-round draft pick (traded to San Jose), for 1999 first-round draft pick on June 26, 1999; Traded to Vancouver for D Adrian Aucoin and a 2001 second-round draft pick (C Alexander Polushin) on February 7, 2001.

GERALD COLEMAN		DEFENSE			#50					
YEAR	GP	MIN	GAA	W	L	OTL	SO	GA	SA	SPCT
2005-06	2	43	2.79	0	0	0	0	2	17	.882

Selected in the seventh round, 224th overall, at the 2003 NHL Entry Draft; Traded to Anaheim, with a 2007 first-round draft pick, for D Shane O'Brien and a 2007 third-round draft pick (C Luca Cunti) on February 24, 2007

MARC DENIS		DEFENSE			#30					
YEAR	GP	MIN	GAA	W	L	OTL	SO	GA	SA	SPCT
2006-07	44	2,353	3.19	17	18	2	1	125	1,068	.883
2007-08	10	415	4.05	1	5	0	0	28	199	.859
TOTALS	54	2,768	3.32	18	23	2	1	153	1,267	.879

Acquired from Columbus for LW Fredrik Modin and G Fredrik Norrena on June 30, 2006; Contract bought out on June 25, 2008

CEDRICK DESJARDINS		DEFENSE			#30					
YEAR	GP	MIN	GAA	W	L	OTL	SO	GA	SA	SPCT
2010-11	2	121	1.00	2	0	0	0	2	63	.968
2012-13	3	160	3.00	0	3	0	0	8	73	.890
2013-14	1	18	6.67	0	1	0	0	2	13	.846
TOTALS	6	199	3.56	2	4	0	0	12	149	.901

Acquired from Montreal for G Karri Ramo on August 16, 2010; Became a free agent on July 1, 2011; Acquired from Montreal for G Dustin Tokarski on February 14, 2013; Became a free agent on July 1, 2014

BRIAN EKLUND		DEFENSE			#40					
YEAR	GP	MIN	GAA	W	L	OTL	SO	GA	SA	SPCT
2005-06	1	58	3.10	0	1	0	0	3	19	.842

Selected in the seventh round, 226th overall, at the 2000 NHL Entry Draft; Traded to Boston for LW Zdenek Blatny on February 8, 2006

DAN ELLIS		DEFENSE			#30					
YEAR	GP	MIN	GAA	W	L	OTL	SO	GA	SA	SPCT
2010-11	31	1,679	2.93	13	7	6	2	82	741	.893

Signed as a free agent on July 1, 2010; Traded to Anaheim for G Curtis McElhinney on February 24, 2011

MARK FITZPATRICK		DEFENSE			#30					
YEAR	GP	MIN	GAA	W	L	OTL	SO	GA	SA	SPCT
1997-98	34	1,938	3.16	7	24	1	1	102	975	.895

Acquired from Florida, with RW Judy Holl, for RW Dino Ciccarelli and D Jeff Norton on January 15, 1998; Traded to Chicago, with a 1999 fourth-round draft pick, for D Michal Szykora on July 17, 1998

WADE FLAHERTY		DEFENSE			#31					
YEAR	GP	MIN	GAA	W	L	OTL	SO	GA	SA	SPCT
2000-01	2	118	4.07	0	2	0	0	8	55	.855

Acquired from NV Islanders for a conditional 2001 draft pick on February 16, 2001; Became a free agent on July 1, 2001

MATHIEU GARON		DEFENSE			#32					
YEAR	GP	MIN	GAA	W	L	OTL	SO	GA	SA	SPCT
2011-12	48	2,384	2.85	23	16	4	1	118	1,191	.901
2012-13	18	910	2.90	5	9	2	0	44	427	.897
TOTALS	66	3,294	2.86	28	27	6	1	162	1,618	.900

Signed as a free agent on July 1, 2011; Became a free agent on July 5, 2013

JOHN GRAHAME		DEFENSE			#47					
YEAR	GP	MIN	GAA	W	L	OTL	SO	GA	SA	SPCT
2002-03	17	914	2.23	6	5	4	2	34	424	.920
2003-04	29	1,688	2.06	18	9	1	1	58	664	.913
2005-06	57	3,152	2.69	29	22	0	5	161	1,450	.889
TOTALS	103	5,754	2.63	53	36	5	8	253	2,538	.900

Selected in the fifth round, 124th overall, at the 2013 NHL Entry Draft

RIKU HELENIUS		DEFENSE			#35					
YEAR	GP	MIN	GAA	W	L	OTL	SO	GA	SA	SPCT
2008-09	1	7	0.00	0	0	0	0	0	2	1.000

Selected in the first round, 15th overall, at the 2006 NHL Entry Draft; Became a free agent on July 1, 2011; Signed as a free agent on June 14, 2012; Placed on waivers on February 22, 2014

KEVIN HODSON		DEFENSE			#31, 35					
YEAR	GP	MIN	GAA	W	L	OTL	SO	GA	SA	SPCT
1998-99	5	238	2.77	2	1	1	0	11	118	.907
1999-00	24	769	3.67	2	7	4	0	47	327	.856

DAREN PUPPA											
#93											
YEAR	GP	MIN	GAA	W	L	OTL	SO	GA	SA	SPCT	
1993-94	63	3,853	2.71	22	33	6	4	165	1,637	.899	
1994-95	36	2,013	2.68	14	19	2	1	90	946	.905	
1995-96	57	3,189	2.46	29	16	9	5	131	1,605	.918	
1996-97	6	325	2.58	1	2	0	14	150	.907		
1997-98	26	1,456	2.72	5	14	6	0	66	660	.900	
1998-99	13	691	2.87	5	6	1	2	33	350	.906	
1999-00	5	249	4.58	1	2	0	0	19	129	.853	
TOTALS	206	11,576	2.68	77	91	26	12	518	5,477	.905	
PLAYOFFS	GP	MIN	GAA	W	L	OTL	SO	GA	SA	SPCT	
1995-96	4	173	4.86	1	3	0	14	86	.837		

Selected from Florida in Phase II of the 1993 NHL Expansion Draft; Became a free agent on July 1, 2000

KARRI RAMO											
#31											
YEAR	GP	MIN	GAA	W	L	OTL	SO	GA	SA	SPCT	
2006-07	2	70	3.43	0	0	0	0	4	23	.826	
2007-08	22	1,269	3.03	7	11	3	0	64	632	.899	
2008-09	24	1,312	3.66	4	10	7	0	80	756	.894	
TOTALS	48	2,651	3.35	11	21	10	0	148	1,411	.895	

Selected in the sixth round, 191st overall, at the 2004 NHL Entry Draft; Traded to Montreal for G Cedrick Desjardins on August 16, 2010

BILL RAMFORD											
#30											
YEAR	GP	MIN	GAA	W	L	OTL	SO	GA	SA	SPCT	
1998-99	32	1,568	3.90	3	18	3	1	102	858	.881	

Acquired from Washington for a 1998 third-round draft pick and a 1999 second-round draft pick on June 18, 1998; Traded to Detroit for a conditional 1999 draft pick on March 23, 1999

JEFF REESE											
#1											
Year	GP	MIN	GAA	W	L	OTL	SO	GA	SA	SPCT	
1995-96	19	994	3.26	7	7	1	0	54	464	.884	
PLAYOFFS	GP	MIN	GAA	W	L	OTL	SO	GA	SA	SPCT	
1995-96	5	198	3.64	1	1	0	12	100	.860		

Acquired from Hartford for a 1996 ninth-round draft pick on December 1, 1995; Traded to New Jersey, with a 1996 second-round draft pick and a 1996 eighth-round draft pick, for G Corey Schwab on June 22, 1996; Acquired from Toronto, with a 2000 ninth-round draft pick (traded to Philadelphia), for a 2000 ninth-round draft pick on August 5, 1999; Retired on August 5, 1999

DWAYNE ROLOSON											
#35, 30											
YEAR	GP	MIN	GAA	W	L	OTL	SO	GA	SA	SPCT	
2010-11	34	1,993	2.56	18	12	4	4	85	967	.912	
2011-12	40	2,099	3.66	13	16	3	1	128	1,126	.886	
TOTALS	74	4,092	3.12	31	28	7	5	213	2,093	.898	
PLAYOFFS	GP	MIN	GAA	W	L	OTL	SO	GA	SA	SPCT	
2010-11	17	982	2.51	10	6	0	1	41	541	.924	

Acquired from NY Islanders for D Ty Wishart on January 1, 2011; Became a free agent on July 1, 2012

COREY SCHWAB											
#32											
YEAR	GP	MIN	GAA	W	L	OTL	SO	GA	SA	SPCT	
1996-97	31	1,462	3.04	11	12	1	2	74	719	.897	
1997-98	16	821	2.92	2	9	1	1	40	370	.892	
1998-99	40	2,146	3.52	8	25	3	0	126	1,152	.891	
TOTALS	87	4,429	3.25	21	46	5	3	240	2,241	.893	

Acquired from New Jersey for G Jeff Reese, a 1996 second-round draft pick, and a 1996 eighth-round draft pick on June 22, 1996; Selected by Atlanta in the 1999 NHL Expansion Draft.

MIKE SMITH											
#41											
YEAR	GP	MIN	GAA	W	L	OTL	SO	GA	SA	SPCT	
2007-08	13	774	2.79	3	10	0	1	36	338	.893	
2008-09	41	2,471	2.62	14	18	9	2	108	1,282	.916	
2009-10	42	2,273	3.09	13	18	7	2	117	1,165	.900	
2010-11	22	1,203	2.90	13	6	1	1	58	576	.899	
TOTALS	118	6,721	2.85	43	52	17	6	319	3,361	.905	
PLAYOFFS	GP	MIN	GAA	W	L	OTL	SO	GA	SA	SPCT	
2010-11	3	120	1	1	1	0	0	2	48	.958	

Acquired from Dallas, with C Jeff Halpern, LW Jussi Jokinen, and a 2009 fourth-round draft pick (traded to Minnesota), for C Brad Richards and G Johan Holmqvist on February 26, 2008; Became a free agent on July 1, 2011

RICK TABARACCI											
#31											
YEAR	GP	MIN	GAA	W	L	OTL	SO	GA	SA	SPCT	
1996-97	55	3,012	2.75	20	25	6	4	138	1,415	.902	

Acquired from Calgary for C Aaron Gavey on November 19, 1996; Traded to Calgary for a 1998 fourth-round draft pick (LW Eric Beaudoin) on June 21, 1997

DUSTIN TOKARSKI											
#40											
YEAR	GP	MIN	GAA	W	L	OTL	SO	GA	SA	SPCT	
2009-10	2	44	4.09	0	0	0	0	3	16	.813	
2011-12	5	244	3.44	1	3	1	0	14	116	.879	
TOTALS	7	288	3.54	1	3	1	0	17	132	.871	

Selected in the fifth round, 122nd overall, at the 2008 NHL Entry Draft; Traded to Montreal for G Cedrick Desjardins on February 14, 2013

ANDREI VASILEVSKY											
#98											
YEAR	GP	MIN	GAA	W	L	OTL	SO	GA	SA	SPCT	
2014-15	16	864	2.36	7	5	1	1	34	415	.893	
PLAYOFFS	GP	MIN	GAA	W	L	OTL	SO	GA	SA	SPCT	
2014-15	4	113	3.19	1	1	0	0	6	57	.895	

Selected in the first round, 19th overall, at the 2012 NHL Entry Draft

KEVIN WEEKES											
#80											
YEAR	GP	MIN	GAA	W	L	OTL	SO	GA	SA	SPCT	
2000-01	61	3,378	3.14	20	33	3	4	177	1,742	.898	
2001-02	19	830	2.89	3	9	0	2	40	470	.915	
TOTALS	80	4,208	3.09	23	42	3	6	217	2,212	.902	

Acquired from NY Islanders, with D Kristian Kudroc and a 2001 second-round draft pick (traded to Phoenix), for a 2000 first-round draft pick, a 2000 fourth-round draft pick, and a 2000 seventh-round draft pick on June 24, 2000; Traded to Carolina for LW Chris Dingman and RW Shane Willis on March 5, 2002

DEREK WILKINSON											
#35											
YEAR	GP	MIN	GAA	W	L	OTL	SO	GA	SA	SPCT	
1995-96	4	200	4.50	0	3	0	0	15	105	.857	
1996-97	5	169	4.26	0	2	1	0	12	72	.833	
1997-98	8	311	3.28	2	4	1	0	17	148	.885	
1998-99	5	253	3.08	1	3	1	0	13	129	.899	
TOTALS	22	933	3.67	3	12	3	0	57	454	.874	

Selected in the seventh-round, 145th overall, at the 1992 NHL Entry Draft; Became a free agent on July 1, 1999

WENDELL YOUNG											
#1											
YEAR	GP	MIN	GAA	W	L	OTL	SO	GA	SA	SPCT	
1992-93	31	1,591	3.66	7	19	2	0	97	758	.872	
1993-94	9	480	2.50	2	3	1	1	20	211	.905	
TOTALS	40	2,071	3.39	9	22	3	1	117	969	.879	

Selected from Pittsburgh in the 1992 NHL Expansion Draft; Traded to Pittsburgh for future considerations on February 16, 1995

YOUNGEST & OLDEST PLAYERS

YOUNGEST RANK	PLAYER	POS	BIRTHDATE	FIRST GAME	AGE
1.	Chris Gratton	C	July 5, 1975	Oct. 6, 1993	18 yrs., 3 mos., 1 day
2.	Vincent Lecavalier	C	April 21, 1980	Oct. 9, 1998	18 yrs., 5 mos., 18 days
3.	Roman Hamrlik	D	April 12, 1974	Oct. 7, 1992	18 yrs., 5 mos., 25 days
4.	Steven Stamkos	C	February 7, 1990	Oct. 4, 2008	18 yrs., 8 mos., 27 days
5.	Jason Wiemer	LW	April 14, 1976	Jan. 20, 1995	18 yrs., 9 mos., 6 days

OLDEST RANK	PLAYER	POS	BIRTHDATE	LAST GAME	AGE
1.	Gary Roberts	LW	May 23, 1966	March 1, 2009	42 yrs., 9 mos., 28 days
2.	Dwayne Roloson	G	Oct. 12, 1969	April 7, 2012	42 yrs., 5 mos., 26 days
3.	Dave Andreychuk	LW	Sept. 29, 1963	January 7, 2006	42 yrs., 3 mos., 8 days
4.	Mark Recchi	RW	February 1, 1968	March 1, 2009	41 yrs., 1 mon.
5.	Sami Salo	D	Sept. 2, 1974	April 18, 2014	40 yrs., 7 mos., 16 days
6.	Kjell Samuelsson	D	Oct. 18, 1958	April 16, 1999	40 yrs., 5 mos., 28 days

TEAM FIRSTS

Game	October 7, 1992 vs Chicago	Assist Against	Ed Belfour at 13:19 of 1st period, October 7, 1992 vs Chicago	Overtime Goal	Doug Crossman at 1:16 of OT, November 7, 1992 at NY Islanders
Victory	October 7, 1992 vs Chicago 7-3	Power Play Goal	Chris Kontos at 4:43 of 1st period, October 7, 1992 vs Chicago	Overtime Goal Against	Bob Sweeney at 2:30 of OT, October 16, 1992 at Buffalo
Home Victory	October 7, 1992 vs Chicago 7-3	Power Play Goal Against	Steve Larmer at 7:49 of 1st period, October 13, 1992 at Chicago	Shootout Victory	November 23, 2005 at Washington, 4-3
Road Victory	October 13, 1992 vs St. Louis 2-1	Shootout Defeat	October 13, 2005 vs Buffalo, 3-2	Penalty	Mike Hartman (Interference) at 2:28 of 1st period, October 7, 1992 vs Chicago
Tie	October 11, 1992 at Chicago 4-4	Short-handed Goal	Mikael Andersson at 8:18 of 2nd period, October 15, 1992 vs Toronto	Penalty Shot Against	Pierre Turgeon, November 7, 1992 at NY Islanders (successful)
Home Tie	January 24, 1993 vs Minnesota 2-2	Short-handed Goal Against	Gary Suter at 2:18 of 2nd period, November 14, 1992 vs Calgary	Power Play Attempt	2:57 of 1st period, October 7, 1992 vs Chicago (high-sticking on Steve Larmer)
Road Tie	October 11, 1992 at Chicago 4-4	Game-Winning Goal	Ken Hodge at 14:09 of 1st period, October 7, 1992 vs Chicago	Penalty Shot	Brian Bradley, October 22, 1992 vs Toronto (unsuccessful)
Defeat	October 10, 1992 vs Minnesota 2-1	Game-Winning Goal Against	Neal Broten at 13 of 2nd period, October 10, 1992 vs Minnesota	Penalty Shot Against	Pierre Turgeon, November 7, 1992 at NY Islanders (successful)
Home Defeat	October 22, 1992 vs Toronto 5-2	Game-Tying Goal	Brian Bradley at 15:47 of 3rd period, October 11, 1992 at Chicago	Successful Penalty Shot	Mikael Andersson, December 15, 1992 at Los Angeles
Road Defeat	October 10, 1992 vs Minnesota 2-1	Game-Tying Goal Against	Calle Johansson at 12:10 of 3rd period, November 6, 1992 at Washington	Successful Penalty Shot Against	Pierre Turgeon, November 7, 1992 at NY Islanders
Shutout	November 13, 1992 vs Ottawa 1-0	Empty-Net Goal	Brian Bradley at 19:32 of 3rd period, October 13, 1992 vs Chicago	Starting Lineup	Mikael Andersson, Adam Creighton, Chris Kontos, Rob Ramage, Peter Taglianetti, Wendell Young
Shutout Against	December 18, 1992 vs New Jersey 2-0	Empty-Net Goal Against	Gary Roberts at 19:36 of 3rd period, November 14, 1992 vs Chicago	Hat Trick	Chris Kontos, October 7, 1992 vs Chicago (4-0-4)
Shot on Goal	Stan Drulia at 1:44 of 1st period, October 7, 1992 vs Chicago	Hat Trick Against	Evgeny Davydov, November 17, 1992 vs Winnipeg (3-0-3)		
Shot on Goal Against	Chris Chelios at 20 of 1st period, October 7, 1992 vs Chicago				
Goal	Chris Kontos at 4:43 of 1st period, October 7, 1992 vs Chicago				
Goal Against	Cam Russell at 13:19 of 1st period, October 7, 1992 vs Chicago				
Assist	Rob Zamuner and Adam Creighton at 4:43 of 1st period, October 7, 1992 vs Chicago				

AMALIE ARENA FIRSTS

Game	October 20, 1996 vs NY Rangers	Short-handed Goal Against	Steve Duchesne at 12:50 of 2nd period, October 24, 1996 vs Ottawa	Penalty Kill	Roman Hamrlik (holding the stick) at 7:58 of 1st period, October 20, 1996 vs NY Rangers
Victory	October 20, 1996 vs NY Rangers 5-2	Game-Winning Goal	Alex Selvanov at 5:5 of 2nd period, October 29, 1996 vs NY Rangers	Power Play Attempt	1:35 of 1st period, October 20, 1996 vs Rangers (goaltender interference on Pat Fratley)
Tie	October 29, 1996 vs Chicago 2-2	Game-Winning Goal Against	Steve Duchesne at 12:50 of 2nd period, October 24, 1996 vs Ottawa	Penalty Shot	Rob Zamuner, January 11, 1997 vs Islanders (successful)
Defeat	October 24, 1996 vs Ottawa 5-2	Game-Tying Goal	John Cullen at 19:16 of 3rd period, November 8, 1996 vs Pittsburgh	Penalty Shot Against	Steve Heinze, December 17, 1997 vs Boston (unsuccessful)
Shutout	November 19, 1996 vs Los Angeles 3-0	Game-Tying Goal Against	Eric Weinrich at 6:50 of 3rd period, October 29, 1996 vs Chicago	Successful Penalty Shot	Rob Zamuner, January 11, 1997 vs NY Islanders
Shutout Against	November 27, 1996 vs Buffalo 3-0	Empty-Net Goal	Roman Hamrlik at 19:30 of 3rd period, December 31, 1996 vs NY Rangers	Successful Penalty Shot Against	Robert Reichel, January 14, 1998 vs NY Islanders
Goal	Brian Bradley at 11:46 of 1st period, October 29, 1996 vs NY Rangers	Empty-Net Goal Against	Alexei Yashin at 19:42 of 3rd period, October 24, 1996 vs Ottawa	Starting Lineup	Mikael Andersson, Brian Bradley, Roman Hamrlik, Rudy Poeschek, Cory Schwab, Rob Zamuner
Goal Against	Wayne Gretzky at 13:46 of 1st period, October 20, 1996 vs NY Rangers	Hat Trick	Dino Ciccarelli, November 8, 1996 vs Pittsburgh		
Assist	Rob Zamuner at 11:46 of 1st period, October 24, 1996 vs NY Rangers	Power Play Goal	Roman Hamrlik at 18:20 of 2nd period, October 20, 1996 vs NY Rangers	Hat Trick Against	John LeClair, October 16, 1998 vs Philadelphia
Assist Against	Niklas Sundstrom at 13:45 of 1st period, October 20, 1996 vs NY Rangers	Overtime Goal	Bill Houlder at 2:02 of OT, January 21, 1997 vs Colorado	Overtime Goal Against	Kelly Miller at 3:32 of OT, January 21, 1998 vs Washington
Power Play Goal	Roman Hamrlik at 18:20 of 2nd period, October 20, 1996 vs NY Rangers	Power Play Goal Against	Daniel Sessa		

TEAM HISTORY

May 1, 1990	Phil Esposito announces his intention to vie for an NHL franchise in Tampa Bay.
Sept. 12, 1990	Esposito announces that the franchise, if awarded, will be called the Tampa Bay Lightning.
Sept. 19, 1990	In an exhibition game sponsored by Esposito and the Tampa Bay Hockey Group, a crowd of 25,591 - at that time, the largest to ever see an NHL game - watches the Pittsburgh Penguins skate to a 5-3 victory against Wayne Gretzky and the Los Angeles Kings at the Florida Suncoast Dome (now Tropicalana Field).
Nov. 1, 1990	NHL representatives make their first official visit to Tampa Bay and give the area positive reviews.
Dec. 6, 1990	NHL President John A. Ziegler announces that Tampa Bay and Ottawa have been awarded conditional franchises, to begin play in 1992-93.
Mar. 25, 1991	The Lightning unveil the team's colors (black, blue, silver & white) and logos.
Apr. 4, 1991	Tony Esposito is hired as director of hockey operations.
June 4, 1991	At a news conference, the Lightning's home and road uniforms are unveiled.
Sept. 19, 1991	The Lightning receive approval for a restructured partnership with Lightning, Partners, Inc. (owned by Kokusai Green Co., Ltd.) assuming the role of general partner.
Dec. 16, 1991	The NHL grants permanent membership status to the Lightning and Ottawa Senators.
Jan. 9, 1991	The NHL announces the Lightning will play their inaugural season as members of the Norris Division of the Clarence Campbell Conference.
Apr. 22, 1992	The Lightning sign an agreement with the Florida State Fair grounds to have Expo Hall serve as the team's inaugural season home.
Apr. 23, 1992	Terry Crisp is named the first head coach in franchise history.
June 18, 1992	Goaltender Wendell Young is selected from the Pittsburgh Penguins with the first pick in the NHL Expansion Draft. The Lightning and Senators each select 21 players in the draft. Phil Esposito also completes the first trade in franchise history, sending goaltender Frederic Chabot (selected in the expansion draft from Montreal) back to the Canadiens for goaltender J.C. Bergeron.
June 20, 1992	The Lightning select Czech defenseman Roman Hamrlik first overall in the 1992 NHL Entry Draft at Montreal.
June 29, 1992	Forward Mikael Andersson of the Hartford Whalers becomes the Lightning's first free agent signee.
Sept. 12, 1992	The Lightning's first training camp opens at the Lakeland Civic Center in Lakeland, Florida.
Sept. 18, 1992	The Lightning tie the Minnesota North Stars, 4-4, in their first preseason game at Expo Hall. Brian Bradley scores the first goal 23 seconds in.
Sept. 23, 1992	Goaltender Manon Rheaume makes history by becoming the first woman to play in one of the four major professional sports leagues when she starts against St. Louis in a preseason game.
Oct. 7, 1992	The Lightning open their first season with a 7-3 victory against the Chicago Blackhawks before sellout crowd of 10,425 at Expo Hall. Chris Kontos scores four goals in the victory.
Oct. 13, 1992	The Lightning earn their first road victory, 2-1, at St. Louis.
Nov. 7, 1992	The Lightning's first overtime victory occurs at the New York Islanders as defenseman Doug Crossman records three goals (including the overtime winner) and three assists in the 6-5 win.
Feb. 6, 1993	Brian Bradley skates in the 44th NHL All-Star Game in Montreal, becoming the first All-Star in club history.
Mar. 16, 1993	Brian Bradley sets the NHL Expansion record for goals in one season for a non-WHA club when he nets his 39th against Hartford at Expo Hall.
Apr. 1, 1993	The NHL announces a geographical realignment that will move the Lightning to the Atlantic Division of the Eastern Conference beginning the 1993-94 season.
July 20, 1993	The Lightning and the city of St. Petersburg announce a two-year agreement for the team to play at the Florida Suncoast Dome (later renamed the Thunder Dome).
Oct. 9, 1993	The Lightning set a NHL single-game attendance mark when 27,227 fans attend the first regular-season game at the Thunder Dome vs. Florida.
Oct. 20, 1993	Wayne Gretzky skates against his younger brother, Brent, for the first time as the Lightning play host to the Los Angeles Kings at the ThunderDome.
Aug. 10, 1995	Final bond financing is completed to secure funding for the Tampa Bay Arena, which will house the Lightning beginning in 1996-97.
Oct. 4, 1995	Paul Ysebaert is named the first captain in club history.

Mar. 5, 1996	The Lightning earn their 100th franchise victory, 2-0, against the Chicago Blackhawks.
Apr. 13, 1996	The Lightning clinch their first Stanley Cup Playoff berth as New Jersey is eliminated from contention with a 4-2 loss against Ottawa.
Apr. 16, 1996	The Lightning appear in their first Stanley Cup Playoff game, losing 7-3 at Philadelphia in Game One of the Eastern Conference Quarter-Finals.
Apr. 18, 1996	Brian Bellows scores in overtime as the Lightning claim their first Stanley Cup Playoff victory, 2-1, at Philadelphia.
Apr. 21, 1996	Alex Selivanov scores in overtime against the Flyers to give the Lightning their first home Stanley Cup Playoff victory before a playoff-record crowd of 25,945.
Apr. 23, 1996	The Lightning set an all-time NHL attendance record as 28,183 fans pack the ThunderDome for Game Four of the Eastern Conference Quarter-Finals vs. Philadelphia.
Oct. 20, 1996	The Lightning open their new home in downtown Tampa - the Ice Palace Arena - with a 5-2 victory against the New York Rangers. Brian Bradley scores the first goal at 11:46 of the first period.
Oct. 21, 1996	The Lightning are selected as host for the 1999 NHL All-Star Game, to be held at the Ice Palace Arena.
Jan. 18, 1997	Right wing Dino Ciccarelli starts in the 1997 NHL All-Star Game at San Jose and records the first Lightning All-Star point, an assist.
Mar. 4, 1997	Dino Ciccarelli nets the 1,000th goal in Lightning history in the first period of a 6-3 victory at the New York Islanders.
June 26, 1997	The NHL announces a geographical realignment that will move the Lightning to the Southeast Division of the Eastern Conference beginning the 1998-99 season.
Nov. 12, 1997	Jacques Demers is named the second head coach in Lightning history.
Nov. 19, 1997	Mikael Renberg is named the second captain in Lightning history.
May 18, 1998	The Lightning enter into a purchase agreement with Art Williams.
June 27, 1998	Vincent Lecavalier is selected first overall at the 1998 NHL Entry Draft in Buffalo, NY.
July 14, 1998	Art Williams becomes the second owner in franchise history.
Oct. 9, 1998	Rob Zamuner is named the third captain in team history.
Oct. 13, 1998	Jacques Demers is named the second general manager in Lightning history.
Jan. 24, 1999	The Lightning play host to the 49th NHL All-Star Game at the Ice Palace.
Mar. 3, 1999	The Lightning enter into a purchase agreement with Palace Sports & Entertainment, Inc. of Auburn Hills, Michigan.
June 25, 1999	John Cullen becomes the Lightning's first major awardwinner when he is presented with the Bill Masterton Memorial Trophy for his dedication and perseverance to hockey following a life-threatening bout with non-Hodgkin's lymphoma.
June 28, 1999	Palace Sports & Entertainment becomes the third owner in franchise history. Rick Dudley is named vice president of hockey operations and general manager.
July 14, 1999	Steve Ludzik becomes the third head coach in Lightning history.
Sept. 26, 1999	Bill Houlder is named the fourth captain in team history.
Nov. 12, 1999	Chris Gratton is named the fifth captain in team history.
Mar. 10, 2000	Vincent Lecavalier, 19, is named the sixth captain in team history, the youngest full-time captain in NHL history. (19 yrs., 10 mos., 18 days).
Jan. 6, 2001	John Tortorella becomes the fourth head coach in Lightning history.
Feb. 4, 2001	Fredrik Modin, who one day earlier won the NHL's Hardest Shot Competition, skates in the 2001 NHL All-Star Game at Denver and records four assists, one shy of the NHL All-Star Game record.
May 29, 2001	Entered a minor league affiliation agreement with the Springfield Falcons of the American Hockey League. (AHL).
June 12, 2001	Entered a minor league affiliation agreement with the Pensacola Ice Pilots of the East Coast Hockey League (ECHL).
Feb. 2, 2002	Nikolai Khabibulin became the first Lightning goaltender to compete in the NHL All-Star Game. Khabibulin was the game's winning netminder after he stopped all 20 shots he faced for a scoreless third period in the World Team's 8-5 come-from-behind victory.
Feb. 10, 2002	Jay Feaster is named General Manager.
Mar. 1, 2002	The Lightning set a new Ice Palace attendance record of 20,914 in a 3-4 overtime loss to the Detroit Red Wings.
Sept. 3, 2002	The Lightning and newspaper outlet St. Petersburg Times agree to a 12-year deal to rename the Ice Palace Arena to the St. Pete Times Forum.

Sept. 11, 2002	Dave Andreychuk is named seventh captain in team history.
Feb. 2, 2003	Nikolai Khabibulin, Vincent Lecavalier & Martin St. Louis became the first multiple Lightning representatives in an NHL All-Star Game when they suited up for the Eastern Conference at the Office Depot Center in Sunrise.
Mar. 24, 2003	The Lightning clinch their second Stanley Cup Playoff berth in franchise history with a 4-1 win at San Jose.
Apr. 3, 2003	The Lightning clinch their first Southeast Division title when Washington loses to Ottawa, 5-1.
Apr. 20, 2003	The Lightning win their first Stanley Cup Playoff series with a 2-1 victory at Washington on Martin St. Louis' goal in the third overtime. Tampa Bay wins the series, four games to two.
June 24, 2003	Entered a minor league affiliation agreement with the Hershey Bears of the American Hockey League. (AHL).
Aug. 1, 2003	Entered a minor league affiliation agreement with the Hamilton Bulldogs of the American Hockey League. (AHL).
Apr. 1, 2004	Lightning clinch their first-ever Eastern Conference number-one seed with a 4-3 win over the Florida Panthers.
Apr. 16, 2004	The Lightning win their first-ever playoff series at home in Game 5 of the 2004 Eastern Conference Quarterfinals in a 3-2 win vs. NY Islanders on Martin St. Louis' overtime goal.
Apr. 29, 2004	Tampa Bay advanced to the Eastern Conference Finals for the first time with a 3-1 victory over the Montreal Canadiens. It was also the first time in franchise history the Lightning swept an opponent in the playoffs.
May 8, 2004	The Lightning played its first Eastern Conference Championship game in franchise history, defeating the Philadelphia Flyers 3-1.
May 22, 2004	Tampa Bay advanced to the Stanley Cup Finals for the first time in team history after downing Philadelphia 2-1 in Game 7 of the Eastern Conference Finals.
June 3, 2004	Tampa Bay sets a new attendance record at the St. Pete Times Forum when 22,426 fans filled the building to watch a 3-2 Calgary win in Game 5 of the Stanley Cup Final.
June 7, 2004	The Lightning won their first Stanley Cup in franchise history with a 2-1 victory in Game 7 vs. Calgary. Brad Richards was awarded the Conn Smythe Trophy as playoff MVP.
June 10, 2004	Martin St. Louis becomes the first player in franchise history to win the Hart Trophy as NHL MVP and the Art Ross Trophy as the NHL's leading point scorer. John Tortorella (Jack Adams) and Brad Richards (Lady Byng) also won NHL Awards for the first time.
June 26, 2005	Signed Executive VP and General Manager Jay Feaster and Head Coach John Tortorella to long-term contract extensions.
July 29, 2005	Named Claude Loiselle to the position of Assistant General Manager.
Oct. 5, 2005	The Lightning open the 2005-06 regular season raising their 2004 Stanley Cup championship banner in a 5-2 win vs. Carolina.
Apr. 17, 2006	Tampa Bay clinched their third consecutive playoff berth with a Washington win against Atlanta.
May 22, 2006	Named Steve Stirling the Head Coach of their top affiliate, the Springfield Falcons (AHL).
July 31, 2006	Named Ryan Belec the Vice President of Hockey Operations for their ECHL affiliate Johnstown Chiefs.
Sept. 5, 2006	Named William "Mic" Miederhoff to the position of Assistant Equipment Manager.
Sept. 8, 2006	Tim Taylor is named the eighth captain in franchise history.
Sept. 28, 2006	Dave Andreychuk joins Lightning front office as Community Representative.
Oct. 5, 2006	St. Pete Times Forum Celebrates 10th anniversary at Lightning home opener.
Jan. 20, 2007	Executive Vice President and General Manager Jay Feaster becomes the all-time winningest general manager in franchise history with his 158th victory, surpassing Phil Esposito.
Mar. 29, 2007	Entered into a minor league affiliation agreement with the AHL's Norfolk Admirals.
Apr. 5, 2007	Clinched their fourth consecutive playoff berth with Toronto and Montreal losses.
May 31, 2007	Mike Sullivan named Assistant Coach.
June 7, 2007	Entered into a minor league affiliation agreement with the ECHL's Mississippi Sea Wolves.
June 14, 2007	Vincent Lecavalier becomes the first player in franchise history to win the Maurice "Rocket" Richard Trophy with 52 goals in the regular season.

Aug. 7, 2007	Absolute Hockey Enterprises enters into a purchase agreement with Palace Sports & Entertainment to buy the Tampa Bay Lightning, the lease-holding rights to the St. Pete Times Forum and 5.5 acres of land surrounding the building.
Aug. 25, 2007	The Lightning unveil a new modified logo and jersey system with the same inaugural colors.
Jan. 24, 2008	Head Coach John Tortorella becomes the all-time leader in games coached among American-born coaches with his 507th, a 4-8 loss to Ottawa.
Feb. 12, 2008	Jay Feaster earns his 200th career win as general manager of the Lightning, a 3-2 victory against Montreal.
Feb. 13, 2008	OK Hockey LLC enters into a purchase agreement with Palace Sports & Entertainment to buy the Tampa Bay Lightning, the lease-holding rights to the St. Pete Times Forum and 5.5 acres of land surrounding the building.
Mar. 11, 2008	Head Coach John Tortorella surpasses "Badger" Bob Johnson as the all-time wins leader among American-born coaches with his 235th, an 8-4 win against the New York Islanders.
Mar. 28, 2008	John Tortorella named head coach for Team USA at the 2008 World Championships in Canada.
Mar. 31, 2008	Played in the 600th home game in franchise history, a 2-0 loss to Atlanta.
Apr. 4, 2008	Assistant Coach Mike Sullivan named as assistant for Team USA at the 2008 World Championships in Canada.
Apr. 7, 2008	Lightning win draft lottery and retain the first overall pick at the 2008 NHL Entry Draft, the third time in franchise history they held the first overall selection.
Apr. 28, 2008	Lightning's Jeff Halpern named captain of Team USA at 2008 World Championship in Canada.
June 3, 2008	Lightning announce John Tortorella will not return as head coach for the 2008-09 season.
June 18, 2008	Sale of the Lightning, the lease-holding rights and 5.5 acres of land to OK Hockey approved by the NHL's Board of Governors.
June 20, 2008	Steven Stamkos is selected first overall at the 2008 NHL Entry Draft in Ottawa, ON.
June 24, 2008	Lightning name Barry Melrose the sixth coach in franchise history.
June 25, 2008	Brian Lawton named Vice President of Hockey Operations.
July 3, 2008	Purchase of the Lightning by OK Hockey from Palace Sports and Entertainment closes.
July 9, 2008	Named Tom Kurvers to the position of co-assistant general manager, Jim Hammett to the position of director of player personnel and Greg Malone to the position of head professional scout. Lightning name Rick Tocchet, Wes Walz and Cap Raeder as assistant coaches.
July 11, 2008	Executive vice president and general manager Jay Feaster resigns.
July 17, 2008	Mike Vernon named to the position of special assistant to the vice president of hockey operations.
July 22, 2008	Named Mike Butters General Manager of the Norfolk Admirals.
July 24, 2008	Entered into affiliation agreement with the ECHL's Augusta Lynx.
Aug. 22, 2008	Ron Campbell assumes role of Senior Advisor to the Ownership group.
Sept. 18, 2008	Named Vincent Lecavalier team captain.
Oct. 22, 2008	Named Brian Lawton Executive Vice President and General Manager.
Nov. 5, 2008	COO Sean Henry resigns.
Nov. 14, 2008	Head Coach Barry Melrose relieved of his duties; Rick Tocchet named Interim Head Coach.
Nov. 23, 2008	Lightning debut new blue third jersey vs. New Jersey.
Nov. 25, 2008	Mike Sullivan returns to team as Associate Coach.
Jan. 21, 2009	Sean Henry named business consultant for Lightning and St. Pete Times Forum.
May 11, 2009	Rick Tocchet named seventh coach in franchise history.
July 29, 2009	Hired Rick Wilson as associate coach.
Aug. 17, 2009	Entered into affiliation agreement with CHL's Colorado Eagles.
Oct. 2, 2009	Hired Adam Dates as Assistant Coach, named Imran Khan Assistant General Manager/Strategic Planning and Liz Sylvia Manager of Hockey Administration.
Feb. 5, 2010	Tampa Bay Sports & Entertainment LLC, owned by Jeff Vinik, executes an agreement to purchase the Tampa Bay Lightning, the company which operates the St. Pete Times Forum and two parcels of adjacent land.
Feb. 24, 2010	Named Jim Johnson Assistant Coach and relieved Wes Walz from the position of Assistant Coach.

Mar. 3, 2010	Tampa Bay Sports & Entertainment LLC closes on purchase agreement for the Tampa Bay Lightning, the lease to the St. Pete Times Forum and adjacent real estate, becoming the fifth owner in franchise history.
Apr. 3, 2010	Assign Assistant Coach Jim Johnson to Norfolk of the American Hockey League as Head Coach.
Apr. 12, 2010	Executive Vice President and General Manger Brian Lawton and Head Coach Rick Tocchet relieved of their duties.
May 25, 2010	Steve Yzerman named to the position of Vice President, General Manager and Alternate Governor.
June 8, 2010	Added Pat Verbeek to professional scouting staff.
June 10, 2010	Named Guy Boucher the seventh head coach in franchise history.
June 23, 2010	Steven Stankos co-wins the Maurice "Rocket" Richard Trophy with 51 goals in the regular season; Martin St. Louis wins the Lady Byng Memorial Trophy.
July 16, 2010	Julien BriseBois is named assistant general manager.
July 20, 2010	Daniel Lacroix and Martin Raymond are named as assistant coaches.
July 29, 2010	Jim Johnson and Cap Raeder are relieved of their assistant coaching duties; Wayne Fleming is hired as an assistant coach.
July 26, 2010	Tod Leiweke is named as chief executive officer of Tampa Bay Sports & Entertainment LLC.
July 29, 2010	Entered into an affiliate agreement with the ECHL's Florida Everblades.
Aug. 16, 2010	Al Murray is hired as director of amateur scouting.
Aug. 31, 2010	Steve Griggs is named chief operating officer.
Sept. 3, 2010	Steve Thomas is hired as player development consultant.
Sept. 7, 2010	Frantz Jean as is hired as goaltending consultant.
Feb. 2, 2011	CEO Tod Leiweke announces a year-long, \$35 million privately-funded renovation plan for the St. Pete Times Forum.
Feb. 4, 2011	A new business franchise transformation is announced that includes new blue and white jerseys, a new primary logo, and Jeff Vinik's five-year charitable commitment to the community; Dave Andreychuk is named vice president of corporate & community affairs; Phil Esposito is named vice president of corporate relations.
Feb. 16, 2011	Dave Andreychuk is inducted into the Florida Sports Hall of Fame.
Mar. 31, 2011	The Lightning clinch their first playoff berth since 2007, and sixth in franchise history, with a 2-1 win vs. Pittsburgh.
May 4, 2011	The Lightning return to the Eastern Conference Finals for the first time in seven years in a four game sweep vs. Washington in the 2011 Eastern Conference Semifinals.
June 22, 2011	Martin St. Louis wins his second consecutive Lady Byng Memorial Trophy.
July 5, 2011	The Lightning Foundation launches the revolutionary "Community Heroes" program that will donate more than \$2 million to local charities throughout each hockey season.
Dec. 5, 2011	The NHL announces a geographical realignment that will move the Lightning to the Atlantic Division of the Eastern Conference beginning the 2013-14 season.
Dec. 31, 2011	Lightning founder Phil Esposito is honored with a statue on the West Plaza in front of the St. Pete Times Forum; The St. Pete Times Forum is renamed the Tampa Bay Times Forum when the St. Petersburg Times changes its name to the Tampa Bay Times.
Feb. 16, 2012	The Lightning and the University of South Florida announce partnership to prepare students for careers in sport and entertainment management, offering a two-year MBA as well as paid internships for graduate students.
Mar. 18, 2012	Tampa Bay's top affiliate, the AHL's Norfolk Admirals, sets a league record with their 18th consecutive victory. They would go on to win 28 consecutive games, which will also carry over to the 2012-13 season.
Apr. 7, 2012	Steven Stankos becomes the first player in franchise history to score 60 goals in a 4-3 overtime win at Winnipeg.
May 3, 2012	Tampa Bay Sports & Entertainment LLC announces that the Tampa Bay Times Forum will receive the largest center-hung arena HD video display board in North America, at a privately funded cost of \$5 million.
June 20, 2012	Steven Stankos wins his second career Maurice "Rocket" Richard Trophy with 60 goals in the regular season.
Jan. 21 2013	Vincent Lecavalier becomes the 280th player to skate in 1,000 NHL games, all with Tampa Bay, in a 4-3 loss at NY Islanders.
Feb. 14, 2013	The Lightning announce "Bolts Social Central", a revolutionary new social media hub at the Tampa Bay Times Forum.
Mar. 24, 2013	Guy Boucher is relieved of head coaching duties.
Mar. 25, 2013	Jon Cooper is named eighth head coach in franchise history.
Apr. 10, 2013	Tampa attorney Jim Shimberg joins Tampa Bay Sports & Entertainment LCC as executive vice president and general counsel.

June 3, 2013	AHL affiliate Syracuse Crunch advance to the Calder Cup Finals in just their first season of the affiliation.
June 3, 2013	Rick Bowness is named as associate coach.
June 14, 2013	Martin St. Louis wins his third career Lady Byng Memorial Trophy and second career Art Ross Trophy.
June 27, 2013	The Lightning use a compliance buyout on the remainder of Vincent Lecavalier's contract.
Oct. 1, 2013	Martin St. Louis is named ninth team captain in franchise history.
Jan. 18, 2014	Martin St. Louis scores four goals in a 4-5 loss vs. San Jose, tying a franchise record set by Chris Kotsos in the Lightning's inaugural game.
Mar. 6, 2014	Steven Stankos is named 10th team captain in franchise history.
Apr. 1, 2014	The Lightning clinch their first playoff berth since 2011, and seventh in franchise history, with a 3-1 win vs. Montreal.
Apr. 5, 2014	Lightning vice president of corporate & community affairs and former captain Dave Andreychuk is honored with a statue on Ford Thunder Alley in front of the Tampa Bay Times Forum.
Apr. 7, 2014	CEO Steve Griggs is named team president; General manager Steve Yzerman is signed to a four-year contract extension.
July 7, 2014	Jay Feaster joins the Lightning's front office as executive director of community hockey development.
July 24, 2014	Owner Jeff Vinik purchases Channelside Plaza, adjacent to the Tampa Bay Times Forum.
Sept. 3, 2014	The Lightning and local oil company Amalie Oil Co. agree to a longterm deal to rename the Tampa Bay Times Forum to Amalie Arena.
Nov. 13, 2014	The Lightning debut new black third jerseys vs. San Jose.
Mar. 4, 2015	President Steve Griggs announces a two-year renovation project for Amalie Arena, a \$25 million cost to be split with Hillsborough County.
Mar. 30, 2015	The Lightning clinch their second consecutive playoff berth, and eighth in franchise history, with a 5-3 win vs. Montreal.
May 29, 2015	The Lightning return to the Stanley Cup Finals for the second time in franchise history with a 2-0 win at NY Rangers in Game 7 of the 2015 Eastern Conference Finals.
June 3, 2015	The Lightning host Chicago in Game 1 of the 2015 Stanley Cup Finals, becoming the first team in NHL history to play four consecutive Original Six teams in the Stanley Cup Playoffs after defeating Detroit, Montreal, and NY Rangers in the first three rounds.
June 24, 2015	Steve Yzerman becomes the first general manager in franchise history to win the NHL's General Manager of the Year Award.
July 24, 2015	Tod Leiweke resigns as CEO; President Steve Griggs is named CEO

ALL-TIME INDIVIDUAL RECORDS

GOALS

MOST GOALS - CAREER

383 - Vincent Lecavalier
369 - Martin St. Louis
276 - Steven Stankos

BY DEFENSEMAN

72 - Pavel Kubina
66 - Dan Boyle
52 - Roman Hamrlik

MOST GOALS - SEASON

60 - Steven Stankos 2011-12
52 - Vincent Lecavalier 2006-07
51 - Steven Stankos 2009-10

BY LEFT WING

32 - Fredrik Modin 2000-01
31 - Fredrik Modin 2005-06
29 - Fredrik Modin 2003-04

BY RIGHT WING

43 - Martin St. Louis 2006-07
38 - Martin St. Louis 2003-04
35 - Dino Ciccarelli 1996-97

BY CENTER

60 - Steven Stankos 2011-12
52 - Vincent Lecavalier 2006-07
51 - Steven Stankos 2009-10

BY DEFENSEMAN

20 - Dan Boyle 2006-07
17 - Pavel Kubina 2003-04
16 - Roman Hamrlik 1995-96

BY ROOKIE

24 - Tyler Johnson 2013-14
23 - Ondrej Palat 2013-14
23 - Steven Stankos 2008-09

MOST GOALS - GAME

4 - Chris Kotsos, 10/7/92 vs. CHI
4 - Martin St. Louis, 1/18/14 vs. SJ
3 - 49x. Last: Cedric Paquette, 1/29/15 vs. Detroit

BY DEFENSEMAN

3 - Doug Crossman 11/7/92 @ NYI
3 - Dan Boyle 12/23/06 vs. NYR
2 - Accomplished many times, most recently by Victor Hedman 11/27/13 vs. PHI

BY ROOKIE

3 - Steven Stankos 2/17/09 vs. CHI
3 - Tyler Johnson 1/25/14 vs. COL
3 - Cedric Paquette, 1/29/15 vs. Detroit
2 - 15x. Last: Vladislav Namestnikov, 3/30/15 vs. Montreal

MOST GOALS - PERIOD

3 - 6 times, most recently: Martin St. Louis, 1/18/14 vs. SJ

MOST POWER PLAY GOALS - CAREER

112 - Vincent Lecavalier
96 - Martin St. Louis
94 - Steven Stankos

BY DEFENSEMAN

33 - Pavel Kubina
31 - Dan Boyle
27 - Roman Hamrlik

MOST POWER PLAY GOALS - SEASON

24 - Steven Stankos 2009-10
17 - Steven Stankos 2010-11
16 - Brian Bradley 1992-93

MOST SHORTHANDED GOALS - CAREER

28 - Martin St. Louis
14 - Rob Zamuner
13 - Vincent Lecavalier

MOST SHORTHANDED GOALS - SEASON

8 - Martin St. Louis 2003-04
5 - Tyler Johnson 2013-14
5 - Vincent Lecavalier 2006-07

MOST GAME-WINNING GOALS - CAREER

65 - Martin St. Louis
60 - Vincent Lecavalier
39 - Steven Stankos

MOST GAME-WINNING GOALS - SEASON

12 - Steven Stankos 2011-12
8 - Steven Stankos 2010-11

MOST HAT TRICKS - CAREER

8 - Martin St. Louis
8 - Steven Stankos
6 - Vincent Lecavalier
3 - Wendel Clark
3 - Fredrik Modin

MOST HAT TRICKS - SEASON

3 - Wendel Clark 1998-99
2 - 7 times, most recently by Steven Stankos 2013-14

MOST CONSECUTIVE (TEAM) GAMES SCORING GOALS

8 - Brian Bradley 11/11-11/24/92
7 - Steven Stankos 2/13-3/11/10
6 - Vincent Lecavalier 10/21-11/2/06
6 - Steven Stankos 13x: 10/17-11/2/09 & 2/16-2/26/136 10/27-11/9/13

ASSISTS

MOST ASSISTS - CAREER

604 - Martin St. Louis
491 - Vincent Lecavalier
339 - Brad Richards

BY DEFENSEMAN

186 - Dan Boyle
171 - Pavel Kubina
133 - Roman Hamrlik

MOST ASSISTS - SEASON

68 - Martin St. Louis 2010-11
68 - Brad Richards 2005-06
65 - Martin St. Louis 2009-10

BY LEFT WING

55 - Cory Stillman 2003-04
36 - Ondrej Palat 2013-14
33 - Rob Zamuner 1996-97
28 - Rob Zamuner 1992-93
28 - Fredrik Modin 2003-04

BY CENTER

68 - Brad Richards 2005-06
57 - Brad Richards 2002-03
57 - Vaclav Prospal 2002-03

BY RIGHT WING

68 - Martin St. Louis 2010-11
65 - Dan Boyle 2009-10
59 - Martin St. Louis 2006-07

BY DEFENSEMAN

49 - Roman Hamrik 1995-96
43 - Dan Boyle 2006-07
42 - Victor Hedman 2013-2014

BY ROOKIE

41 - Brad Richards 2000-01
36 - Ondrej Palat 2013-14
29 - Chris Gratton 1993-94

MOST ASSISTS - GAME

5 - Mark Recchi 3/1/09 at CGY
4 - Brad Richards 2013-14
4 - 9x. Last: Tyler Johnson 10/28/14 vs. Arizona

BY DEFENSEMAN

4 - Adrian Aucoin 3/3/01 @ NYI
4 - Pavel Kubina 11/22/00 vs. ATL
4 - Joe Reekie 10/7/92 vs. CHI

BY ROOKIE

3 - Brad Richards 1/30/01 @ FLA
3 - Brad Richards 10/15/00 vs. ATL
3 - Rob Zamuner 10/7/92 vs. CHI
3 - Victor Hedman 2/11/10 vs. BOS

MOST ASSISTS - PERIOD

3 - 17x. Last: Nikita Kucherov, 10/24/14 at Winnipeg (2nd)

MOST CONSECUTIVE (TEAM) GAMES WITH AN ASSIST

10 - 3 times, most recently: Martin St. Louis 10/16-10/31/09
8 - 4 times, most recently: Martin St. Louis 1/13-2/2/12

POINTS

MOST POINTS - CAREER

973 - Martin St. Louis
874 - Vincent Lecavalier
498 - Steven Stankos
489 - Brad Richards
371 - Vaclav Prospal

BY DEFENSEMAN

252 - Dan Boyle
243 - Pavel Kubina
185 - Roman Hamrlik

MOST POINTS - SEASON

108 - Vincent Lecavalier (52g-56a)
2006-07
102 - Martin St. Louis (49g-59a) 2006-07
99 - Martin St. Louis (31g-68a) 2010-11

BY LEFT WING

80 - Cory Stillman (25g-55a) 2003-04
80 - Vaclav Prospal (25g-55a) 2005-06
59 - Ondrej Palat (23g-36a) 2013-14

BY CENTER

108 - Vincent Lecavalier (52g-56a)
2006-07
97 - Steven Stankos (60g-37a) 2011-12
95 - Steven Stankos (51g-44a) 2009-10

BY RIGHT WING

102 - Martin St. Louis (43g-59a) 2006-07
99 - Martin St. Louis (31g-68a) 2010-11
94 - Martin St. Louis (38g-56a) 2003-04
94 - Martin St. Louis (29g-65a) 2009-10

BY DEFENSEMAN

65 - Roman Hamrik (16g-49a) 1995-96
63 - Dan Boyle (20g-43a) 2006-07
55 - Victor Hedman (13g-42a) 2013-14
53 - Dan Boyle (15g-38a) 2005-06

BY ROOKIE

62 - Brad Richards (21g-41a) 2000-01
59 - Ondrej Palat (23g-36a) 2013-14
50 - Tyler Johnson (24g-26a) 2013-14

MOST POINTS - GAME

6 - Doug Crossman 11/7/92 (3g-3a) @ NYI
5 - 7 times, most recently by Vincent Lecavalier 2/2/2011 (1g-4a) vs. PHX

BY DEFENSEMAN

6 - Doug Crossman 11/7/92 (3g-3a) @ NYI
5 - Pavel Kubina 11/22/00 (1g-4a) vs. ATL
4 - 4 times, most recaltly by Dan Boyle 12/23/06 (3g-1a) vs. NYR

BY ROOKIE

3 - 19x. Last: Vladislav Namestnikov 3/30/15 (2g-1a) at Montreal

MOST POINTS - PERIOD

4 - Pavel Kubina (1g-3a) 11/22/00 vs. ATL (2nd)
4 - Dan Boyle (3g-1a) 12/23/06 vs. NYR (3rd)
4 - Vincent Lecavalier (2g-2a) 11/14/07 (2nd)
4 - Martin St. Louis (1g-3a) 2/17/09 (1st)

MOST POWER PLAY POINTS - CAREER

303 - Martin St. Louis
297 - Vincent Lecavalier
213 - Brad Richards

BY DEFENSEMAN

114 - Dan Boyle
103 - Pavel Kubina
97 - Roman Hamrlik

MOST POWER PLAY POINTS - SEASON

46 - Brad Richards (7g-39a) 2005-06
42 - Roman Hamrlik (12g-30a) 1995-96
41 - 3 times, most recently: Martin St. Louis (4g-37a) 2010-11

MOST POINTS AT HOME - SEASON

57 - Steven Stankos (36g-21a) 2011-12
54 - Steven Stankos (28g-26a) 2009-10
53 - Vincent Lecavalier (23g-30a) 2007-08

BY DEFENSEMAN

40 - Roman Hamrlik (10g-30a) 1995-96
38 - Dan Boyle (13g-25a) 2006-07
33 - Victor Hedman (7g-26a) 2013-14

BY ROOKIE

36 - Ondrej Palat (19g-17a) 2013-14
35 - Brad Richards (12g-23a) 2000-01
30 - Tyler Johnson (15g-15a) 2013-14

BY SEASON ON ROAD - SEASON

61 - Vincent Lecavalier (25g-36a) 2006-07
 56 - Martin St. Louis (25g-31a) 2006-07
 47 - Martin St. Louis (16g-31a) 2003-04
 47 - Martin St. Louis (11g-36a) 2010-11

BY DEFENSEMAN

28 - Dan Boyle (7g-21a) 2002-03
 25 - Roman Hamrlik (6g-19a) 1995-96
 25 - Dan Boyle (8g-17a) 2005-06
 25 - Dan Boyle (7g-18a) 2006-07

BY ROOKIE

27 - Brad Richards (9g-18a) 2000-01
 23 - Ondrej Palat (4g-19a) 2013-14
 22 - Steven Stamkos (11g-11a) 2008-09

MOST CONSECUTIVE (TEAM) GAMES WITH A POINT

18 - Steven Stamkos 1/19-3/11/10 (17g-16a-33p)
 13 - Brian Brannley 11/1-11/24/92 (10g-9a-19p)
 13 - Martin St. Louis 2/5-3/3/04 (8g-15a-23p)
 13 - Vaclav Prospal 10/26-11/20/05 (8g-15a-23p)

MOST POINTS TWO CONSECUTIVE (TEAM) GAMES

8 - Vincent Lecavalier 11/14-11/16/07 (4g-4a)
 7 - Vincent Lecavalier 12/1-11/4/06 (1g-6a)
 7 - Martin St. Louis 12/7-12/9/06 (1g-6a)
 7 - Martin St. Louis 11/17-11/18/10 (1g-6a)

MOST POINTS THREE CONSECUTIVE (TEAM) GAMES

10 - Vincent Lecavalier 11/14-11/19/07 (5g-5a)
 10 - Vincent Lecavalier 11/10-11/16/07 (4g-6a)
 9 - Martin St. Louis 12/7-12/12/06 (2g-7a)
 9 - Vincent Lecavalier 11/8-11/14/07 (4g-5a)

MOST SEASONS

14 - Vincent Lecavalier
 13 - Martin St. Louis
 10 - Pavel Kubina

MOST GAMES PLAYED

1037 - Vincent Lecavalier
 972 - Martin St. Louis
 662 - Pavel Kubina

MOST CONSECUTIVE GAMES PLAYED

499 - Martin St. Louis 11/17/05-12/16/11
 388 - Cory Sarich 11/25/01 - 4/7/07
 344 - Brad Richards 1/20/03-2/23/08

MOST SHOTS - SEASON

339 - Vincent Lecavalier 2006-07
 318 - Vincent Lecavalier 2007-08
 309 - Vincent Lecavalier 2005-06

BY DEFENSEMAN

281 - Roman Hamrlik 1995-96
 238 - Roman Hamrlik 1996-97
 203 - Dan Boyle 2006-07

MOST SHOTS - GAME

14 - John Tucker 12/16/92 @ SJ
 12 - Brad Richards 3/7/03 vs. COL
 12 - Vincent Lecavalier 3/11/2011 vs. OTT
 By Defenseman
 9 - Shawn Chambers 1/21/93 vs. TOR
 8 - 6 times, last - Pavel Kubina 11/23/05 at WSH

HIGHEST PLUS-MINUS - CAREER

68 - Ondrej Palat
 59 - Tyler Johnson
 41 - Nikita Kucherov

HIGHEST PLUS-MINUS - SEASON

38 - Nikita Kucherov 2014-15
 35 - Martin St. Louis 2003-04
 33 - Tyler Johnson 2014-15

BY DEFENSEMAN

29 - Brad Lukowich 2003-04
 27 - Jason Garrison 2014-15
 23 - Dan Boyle 2003-04

HIGHEST PLUS-MINUS - GAME

+5 - Cory Cross 2/28/98 vs. WAS
 +5 - Pavel Kubina 11/22/00 vs. ATL
 +5 - Brad Lukowich 10/18/02 vs. ATL
 +5 - Dan Boyle 1/3/04 vs. PHI
 +5 - Vincent Lecavalier 11/14/07 vs. CAR
 +5 - Martin St. Louis 11/14/07 vs. CAR
 +5 - Sami Salo 1/25/13 vs. OTT
 +5 - Steven Stamkos 4/24/13 vs. TOR

BY DEFENSEMAN

+6 - Matt Carle 1/11 vs. PHI
 +5 - Cory Cross 2/28/98 vs. WAS
 +5 - Pavel Kubina 11/22/00 vs. ATL
 +5 - Brad Lukowich 10/18/02 vs. ATL
 +5 - Dan Boyle 1/3/04 vs. PHI
 +5 - Sami Salo 1/25/13 vs. OTT

PENALTIES**MOST PENALTY MINUTES - CAREER**

828 - Chris Gratton
 784 - Pavel Kubina
 746 - Vincent Lecavalier

BY DEFENSEMAN

784 - Pavel Kubina
 604 - Enrico Ciccone
 554 - Cory Sarich

MOST PENALTY MINUTES - SEASON

265 - Zenon Konopka 2009-10
 258 - Enrico Ciccone 1995-96
 225 - Enrico Ciccone 1994-95

BY DEFENSEMAN

258 - Enrico Ciccone 1995-96
 225 - Enrico Ciccone 1994-95
 170 - Petr Svoboda 1999-00

MOST PENALTY MINUTES - GAME

49 - Darcy Tucker 12/27/99 vs. FLA
 36 - Chris Joseph 3/9/94 @ HFD
 32 - Enrico Ciccone 4/11/95 vs. NYI

MOST MAJOR PENALTIES - CAREER

56 - Andre Roy
 44 - Rudy Poeschek
 38 - Zenon Konopka
 38 - Chris Dingman

MOST MISCONDUCT PENALTIES - CAREER

23 - Andre Roy
 15 - Enrico Ciccone
 14 - Darcy Tucker

GOALTENDING**MOST SEASONS**

7 - Daren Puppa
 4 - J.C. Bergeron
 4 - Derek Wilkinson
 4 - Nikolai Khabibulin
 4 - Mike Smith

MOST GAMES PLAYED - CAREER

206 - Daren Puppa
 192 - Nikolai Khabibulin
 134 - Ben Bishop

MOST GAMES PLAYED - SEASON

70 - Nikolai Khabibulin 2001-02
 65 - Nikolai Khabibulin 2002-03
 63 - Ben Bishop 2013-14

MOST MINUTES PLAYED - CAREER

11,576 - Daren Puppa
 11,080 - Nikolai Khabibulin
 7,607 - Ben Bishop

MOST MINUTES PLAYED - SEASON

3896 - Nikolai Khabibulin 2001-02
 3787 - Nikolai Khabibulin 2002-03
 3653 - Daren Puppa 1993-94

MOST WINS - CAREER

83 - Nikolai Khabibulin
 80 - Ben Bishop
 77 - Daren Puppa

MOST WINS - SEASON

40 - Ben Bishop 2014-15
 37 - Ben Bishop 2013-14
 30 - Nikolai Khabibulin 2002-03

MOST LOSSES - CAREER

91 - Daren Puppa
 74 - Nikolai Khabibulin
 52 - Mike Smith

MOST LOSSES - SEASON

33 - Daren Puppa 1993-94
 33 - Kevin Weekes 2000-01
 32 - Nikolai Khabibulin 2001-02

MOST TIES - CAREER

28 - Nikolai Khabibulin
 26 - Daren Puppa
 7 - Pat Jablonski

MOST TIES - SEASON

11 - Nikolai Khabibulin 2002-03
 10 - Nikolai Khabibulin 2001-02
 9 - Daren Puppa 1995-96

MOST SHOOTOUT WINS - CAREER

9 - Ben Bishop
 7 - Johan Holmqvist
 5 - Marc Denis
 5 - Dwayne Roloson

MOST SHOOTOUT WINS - SEASON

6 - Johan Holmqvist 2006-07
 6 - Ben Bishop 2013-14
 4 - Marc Denis 2006-07

MOST SHOOTOUT LOSSES - CAREER

10 - Ben Bishop
 10 - Mike Smith
 5 - Dwayne Roloson

MOST SHOOTOUT LOSSES - SEASON

7 - Mike Smith 2008-09
 6 - Ben Bishop 2013-14
 4 - Antero Niittymaki 2009-10

BEST GAA - CAREER (MIN. 50 GP)

2.39 - Nikolai Khabibulin
 2.51 - Ben Bishop
 2.64 - John Grahame

BEST GAA - SEASON (MIN. 30 GP)

2.23 - Ben Bishop 2013-14
 2.32 - Ben Bishop 2014-15
 2.33 - Nikolai Khabibulin 2003-04

BEST SAVE PERCENTAGE - CAREER (MIN. 50 GP)

.919 - Ben Bishop
 .914 - Nikolai Khabibulin
 .906 - Mike Smith

BEST SAVE PERCENTAGE - SEASON (MIN. 30 GP)

.924 - Ben Bishop 2013-14
 .920 - Nikolai Khabibulin 2001-02
 .918 - Daren Puppa 1995-96

MOST SAVES - CAREER

4,978 - Daren Puppa
 4,715 - Nikolai Khabibulin
 3,386 - Ben Bishop

MOST SAVES - SEASON

1,761 - Nikolai Khabibulin 2001-02
 1,758 - Ben Bishop 2013-14
 1,604 - Nikolai Khabibulin 2002-03

MOST SAVES - GAME

48 - Ben Bishop 1/19/14 at Carolina
 47 - Antero Niittymaki 3/25/10 at Boston
 45 - Daren Puppa 11/27/95 vs. Los Angeles
 45 - Kevin Weekes 11/21/01 at Washington
 45 - Dwayne Roloson 2/16/12 vs. San Jose
 45 - Andrei Vasilevskiy 12/20/14 at NY Islanders

MOST SAVES AT HOME - GAME

45 - Daren Puppa 11/27/95 vs. LA
 45 - Dwayne Roloson 2/16/12 vs. SJS
 44 - Corey Schwab 3/9/97 vs. CGY

MOST SAVES ON ROAD - GAME

48 - Ben Bishop 1/19/14 at Carolina
 47 - Antero Niittymaki 3/25/10 at Boston
 45 - Kevin Weekes 11/21/01 at Washington
 45 - Andrei Vasilevskiy 12/20/14 at NY Islanders

MOST SHUTOUTS - CAREER

14 - Nikolai Khabibulin
 12 - Daren Puppa
 10 - Ben Bishop

MOST SHUTOUTS - SEASON

7 - Nikolai Khabibulin 2001-02
 5 - Ben Bishop 2013-14
 5 - Daren Puppa 1995-96

MOST PENALTY MINUTES - SEASON

29 - Dan Cloutier 1999-00
 23 - Mike Smith 2008-09
 14 - Mark Fitzpatrick 1997-98
 14 - John Grahame 2005-06
 14 - Mike Smith 2009-10

MOST CONSECUTIVE GAMES PLAYED

25 - Mark Fitzpatrick 1/21-3/28/98
 17 - Rick Tabaracci 2/1-3/8/97, 12/4/96-1/8/97

MOST CONSECUTIVE GAMES STARTED

25 - Mark Fitzpatrick 1/21-3/28/98
 16 - Ben Bishop 1/14-3/4/14
 13 - Nikolai Khabibulin 10/28-11/23/02

MOST CONSECUTIVE VICTORIES (IN DECISIONS)

9 - John Grahame 11/14 - 12/10/05
 8 - Nikolai Khabibulin 2/3 - 3/6/04
 6 - Daren Puppa 11/18-12/31/95
 6 - John Grahame 1/22-2/14/04

MOST MOST DECISIONS UNBEATEN (IN DECISIONS)

16 - Nikolai Khabibulin 2/15-4/2/03 (12-0-4)
 13 - Ben Bishop 12/5/13-1/16/14 (9-0-3)
 10 - Ben Bishop 3/8-3/29/14 (7-0-3)
 10 - Nikolai Khabibulin 2/23-3/12/04 (9-0-1)

TEAM RECORDS**POINTS**

108 - 2014-15 (50-24-8)
 106 - 2003-04 (46-22-9-6)
 103 - 2010-11 (46-25-11)

AT HOME

65 - 2014-15 (32-8-1)
 56 - 2013-14 (25-10-6)
 55 - 2003-04 (24-10-4-3)
 55 - 2010-11 (25-11-5)

ON ROAD

51 - 2003-04 (22-12-4-3)
 48 - 2006-07 (22-15-4)
 48 - 2010-11 (21-14-6)

FEWEST POINTS

37 - 1994-95* (17-28-3)
 40 - 2012-13* (18-26-4)
 44 - 1997-98 (17-55-10)

AT HOME

20 - 1994-95* (10-14-0)
 26 - 2012-13* (12-10-2)
 27 - 1992-93 (12-26-3)

ON ROAD

14 - 2012-13* (6-16-2)
 15 - 1997-98 (6-32-3)
 17 - 1994-95* (7-14-3)

Season shortened to 48 games due to lockout*MOST WINS**

50 - 2014-15
 46 - 2013-14
 46 - 2010-11
 46 - 2003-04

AT HOME

32 - 2014-15
 25 - 2013-14
 25 - 2011-12
 25 - 2010-11
 25 - 2005-06

ON ROAD

22 - 2003-04
 22 - 2006-07
 21 - 2013-14
 21 - 2010-11

FEWEST WINS

17 - 1994-95*
 17 - 1997-98
 18 - 2012-13*

AT HOME

10 - 1994-95*
 11 - 1997-98
 12 - 1992-93
 12 - 1998-99
 12 - 2008-09
 12 - 2012-13*

ON ROAD

6 - 1997-98
 6 - 1999-00
 6 - 2012-13*

FEWEST REGULATION LOSSES

22 - 2003-04
 24 - 2014-15
 25 - 2010-11
 25 - 2002-03

AT HOME

8 - 2014-15
 9 - 2002-03
 10 - 2013-14
 10 - 2003-04

ON ROAD

12 - 2003-04
 14 - 2010-11
 14 - 1994-95*

Season shortened to 48 games due to lockout*MOST REGULATION LOSSES**

55 - 1997-98
 54 - 1998-99
 54 - 1992-93

AT HOME

26 - 1992-93
 25 - 1998-99
 23 - 1997-98

ON ROAD

32 - 1997-98
 29 - 1998-99
 27 - 1992-93
 27 - 1999-00

MOST TIES

16 - 2002-03
 12 - 1995-96
 11 - 1993-94
 11 - 2001-02

AT HOME

8 - 1996-97
 7 - 1997-98
 7 - 2002-03

ON ROAD

9 - 2002-03
 9 - 1995-96
 6 - 2001-02

FEWEST TIES

3 - 1994-95*
 6 - 2000-01
 7 - 1992-93

AT HOME

0 - 1994-95*
 3 - 1992-93
 3 - 2000-01

ON ROAD

2 - 1996-97
 3 - 1994-95*
 3 - 1997-98
 3 - 2000-01

Season shortened to 48 games due to lockout*MOST OVERTIME WINS**

13 - 2011-12
 8 - 2010-11
 6 - 2013-14

MOST OVERTIME LOSSES

8 - 2007-08
 8 - 2008-09
 8 - 2011-12
 7 - 1999-00

MOST SHOOTOUT WINS

10 - 2006-07
 8 - 2013-14
 6 - 2010-2011

MOST SHOOTOUT LOSSES

10 - 2008-09
 7 - 2009-10
 6 - 2013-14

STREAKS**LONGEST UNBEATEN**

13 - (7-0-6) 3/7-4/2/03
 11 - (10-0-1) 2/23-3/12/04
 8 - (7-0-1) 10/10-11/1/03

AT HOME

10 - (9-0-1) 1/29-3/12/04
 9 - (5-0-4) 2/25-4/2/03
 8 - 3 times, last - (8-0-0) 3/17-4/8/06

ON ROAD

7 - (6-0-1) 2/23-3/10/04
 7 - (7-0-0) 1

4 - Accomplished many times, Last: 1/6/15 in 4-2 win at Montreal (2nd)]	AT HOME 16 - 12/5/92 in 7-9 loss vs. DET 15 - 12/13/07 in 6-9 loss vs. CGY 13 - 10/18/02 in 8-5 win vs. ATL 13 - 4/6/10 in 5-8 loss vs. CAR
FEWEST GOALS SCORED - SEASON 120 - 1994-95* 149 - 2012-13* 151 - 1997-98	ON ROAD 15 - 11/23/92 in 5-10 loss @ DET 15 - 11/18/10 in 8-7 win @ PHI 14 - 3/1/09 in 8-6 win @ CGY 13 - 3/9/06 in 5-8 loss @ BUF
AT HOME 63 - 1994-95* 62 - 2012-13* 88 - 1997-98	MOST GOALS BOTH TEAMS - PERIOD 9 - 2 times, last - 11/18/10 in 8-7 win @ PHI (1st period) (TB 4, PHI 5) 8 - 4 times, last - 11/4/11 in 5-4 overtime win vs. CHI (2nd period) (TB 5, CHI 4)
ON ROAD 57 - 1994-95* 63 - 1997-98 66 - 2012-13*	AT HOME 8 - 12/19/95 in 6-3 win vs. WPG (3rd period) (TB 6, WPG 2) 8 - 11/4/11 in 5-4 overtime win vs. CHI (2nd period) (TB 5, CHI 4) 7 - 6 times, last - 11/5/12 in 6-3 loss vs. PIT (3rd period) (TB 3, PIT 6)
FEWEST GOALS OPPONENTS - SEASON 144 - 1994-95* 150 - 2012-13* 192 - 2003-04	ON ROAD 9 - 2 times, last - 11/18/10 in 8-7 win @ PHI (1st period) (TB 4, PHI 5) 8 - 2 times, last - 12/9/92 in 5-6 loss @ NYR (2nd period) (TB 4, NYR 4)
AT HOME 69 - 1994-95* 69 - 2012-13* 88 - 2014-15	FASTEST GOAL START OF GAME :11 - 2/15/97 in 4-1 win vs. WSH (Dino Ciccarelli) :11 - 2/4/06 in 5-0 win vs. WSH (Ruslan Fedotenko) :12 - 12/14/02 in 4-3 win vs. NYI (Cory Sarich)
ON ROAD 75 - 1994-95* 81 - 2012-13* 95 - 2003-04	AT HOME :08 - 12/15/07 in 2-3 loss vs. WSH (2nd period) (David Steckel) :10 - 3 times, last - 12/27/07 in 2-5 loss vs. MTL (2nd period) (Alex Kovalev)
*Season shortened to 48 games due to lockout	ON ROAD :06 - 11/25/96 in 2-4 loss @ MTL (2nd period) (Brian Savage) :07 - 4/6/03 in 2-6 loss @ ATL (2nd period) (Kamil Piroso) :07 - 1/5/11 in 1-8 loss @ PIT (1st period) (Evgeni Malkin)
MOST GOALS OPPONENTS - SEASON 332 - 1992-93 310 - 1999-00 292 - 1998-99	FASTEST GOAL AGAINST START OF GAME :07 - 1/5/11 in 1-8 loss @ PIT (Evgeni Malkin) :12 - 3/4/06 in 2-6 loss vs. MTL (Chris Higgins) :13 - 11/19/92 in 1-4 loss vs. MIN (Mike Craig)
AT HOME 155 - 1992-93 151 - 1999-00 132 - 2008-09	AT HOME :12 - 3/4/06 in 2-6 loss vs. MTL (Chris Higgins) :13 - 11/19/92 in 1-4 loss vs. MIN (Mike Craig) :16 - 3/13/01 in 4-5 loss vs. EDM (Sergei Zholtak)
ON ROAD 166 - 1992-93 165 - 1998-99 159 - 1999-00	ON ROAD :07 - 1/5/11 in 1-8 loss @ PIT (Evgeni Malkin) :12 - 3/4/06 in 2-6 loss vs. MTL (Chris Higgins) :13 - 11/19/92 in 1-4 loss vs. MIN (Mike Craig) :16 - 3/13/01 in 4-5 loss vs. EDM (Sergei Zholtak)
MOST GOALS OPPONENT - GAME 10 - 5 times, last - 2/3/99 in 1-10 loss @ WAS	FASTEST GOAL AGAINST START OF GAME :07 - 1/5/11 in 1-8 loss @ PIT (Evgeni Malkin) :12 - 3/4/06 in 2-6 loss vs. MTL (Chris Higgins) :13 - 11/19/92 in 1-4 loss vs. MIN (Mike Craig) :16 - 3/13/01 in 4-5 loss vs. EDM (Sergei Zholtak)
AT HOME 10 - 11/10/98 in 2-10 loss vs. NYR 9 - 4 times, last - 3/7/09 in 3-9 loss vs. CAR	FASTEST GOAL AGAINST START OF GAME :07 - 1/5/11 in 1-8 loss @ PIT (Evgeni Malkin) :12 - 3/4/06 in 2-6 loss vs. MTL (Chris Higgins) :13 - 11/19/92 in 1-4 loss vs. MIN (Mike Craig) :16 - 3/13/01 in 4-5 loss vs. EDM (Sergei Zholtak)
ON ROAD 10 - 4 times, last - 2/3/99 in 1-10 loss @ WAS	FASTEST GOAL AGAINST START OF GAME :07 - 1/5/11 in 1-8 loss @ PIT (Evgeni Malkin) :12 - 3/4/06 in 2-6 loss vs. MTL (Chris Higgins) :13 - 11/19/92 in 1-4 loss vs. MIN (Mike Craig) :16 - 3/13/01 in 4-5 loss vs. EDM (Sergei Zholtak)
MOST GOALS OPPONENT - PERIOD 8 - 2/3/99 in 1-10 loss @ WAS (2nd period) 7 - 11/20/06 in 2-7 loss @ BUF (2nd period)	FASTEST GOAL AGAINST START OF GAME :07 - 1/5/11 in 1-8 loss @ PIT (Evgeni Malkin) :12 - 3/4/06 in 2-6 loss vs. MTL (Chris Higgins) :13 - 11/19/92 in 1-4 loss vs. MIN (Mike Craig) :16 - 3/13/01 in 4-5 loss vs. EDM (Sergei Zholtak)
AT HOME 6 - 3/7/09 in 3-9 loss vs. CAR (2nd period)	FASTEST GOAL AGAINST START OF GAME :07 - 1/5/11 in 1-8 loss @ PIT (Evgeni Malkin) :12 - 3/4/06 in 2-6 loss vs. MTL (Chris Higgins) :13 - 11/19/92 in 1-4 loss vs. MIN (Mike Craig) :16 - 3/13/01 in 4-5 loss vs. EDM (Sergei Zholtak)
ON ROAD 8 - 2/3/99 in 1-10 loss @ WAS (2nd period) 7 - 11/20/06 in 2-7 loss @ BUF (2nd period)	FASTEST GOAL AGAINST START OF GAME :07 - 1/5/11 in 1-8 loss @ PIT (Evgeni Malkin) :12 - 3/4/06 in 2-6 loss vs. MTL (Chris Higgins) :13 - 11/19/92 in 1-4 loss vs. MIN (Mike Craig) :16 - 3/13/01 in 4-5 loss vs. EDM (Sergei Zholtak)
MOST GOALS BOTH TEAMS - GAME 16 - 12/5/92 in 7-9 loss vs. DET 15 - 11/23/92 in 5-10 loss @ DET 15 - 12/13/07 in 6-9 loss vs. CGY 15 - 11/18/10 in 8-7 win @ PHI	FASTEST GOAL AGAINST START OF GAME :07 - 1/5/11 in 1-8 loss @ PIT (Evgeni Malkin) :12 - 3/4/06 in 2-6 loss vs. MTL (Chris Higgins) :13 - 11/19/92 in 1-4 loss vs. MIN (Mike Craig) :16 - 3/13/01 in 4-5 loss vs. EDM (Sergei Zholtak)

FASTEST GOAL START OF PERIOD :09 - 1/16/94 in 3-2 win @ WPG (overtime) (Mikael Andersson) :09 - 3/20/06 in a 5-6 @ FLA (2nd period) (Ruslan Fedotenko) :11 - 3 times, last - 2/4/06 in 5-0 win vs. WSH (1st period) (Ruslan Fedotenko)	FASTEST 2 GOALS - OPPOSING PLAYER :15 - 2/5/94 in 3-6 loss @ WSH (14:44 of 1st, 14:59 of 1st) (Peter Bondra) :21 - 1/18/14 in 5-4 loss vs. SJS (12:48 of 3rd, 13:09 of 3rd) (Joe Pavelski) :26 - 3/26/02 in 2-7 loss @ TOR (6:09 of 3rd, 6:35 of 3rd) (Tie Domi)
AT HOME :11 - 3 times, last - 2/4/06 in 5-0 win vs. WSH (1st period) (Ruslan Fedotenko) :12 - 4/8/96 in 4-3 win vs. NYI (2nd period) (Chris Gratton) :12 - 12/14/02 in 4-3 win vs. NYI (1st period) (Cory Sarich)	FASTEST 2 GOALS - BOTH TEAMS :04 - 10/28/98 in 3-5 loss @ ANA (19:51 of 3rd, 19:55 of 3rd - Wendel Clark (TBL), Teemu Selanne (ANA)) :09 - 2/5/08 in 5-4 win @ STL (14:55 of 1st, 15:08 of 3rd - Nick Tarnasky (TBL), Jamal Mayers (STL)) :10 - 11/4/06 in 5-6 OT loss @ BOS (11:03 of 2nd, 11:13 of 2nd - Phil Kessel (BOS), Nikita Alexeev (TBL))
ON ROAD :09 - 1/16/94 in 3-2 win @ WPG (overtime) (Mikael Andersson) :09 - 3/20/06 in a 5-6 @ FLA (2nd period) (Ruslan Fedotenko) :12 - 10/23/02 in 2-2 tie @ CLB (3rd period) (Dave Andreychuk) :14 - 12/4/93 in 5-4 win @ LA (2nd period) (Petr Klima)	FASTEST 3 GOALS - LIGHTNING TEAM :42 - 3/11/08 in 8-4 win vs. NYI (17:43, 18:15, 18:25 of 3rd - Vincent Lecavalier, Michel Ouellet, Jason Ward) :47 - 4/10/94 in 4-6 loss @ HFD (3:11, 3:30, 3:59 of 1st - John Tucker, Denis Savard(2)) 1:18 - 12/19/95 in 6-3 win vs. WPG (1:39, 2:18, 2:57 of 1st - Brian Bradley, Cory Cross, Aaron Gavey) 1:18 - 3/13/01 in 4-5 OT loss vs. EDM (2:50, 3:37, 4:08 of 2nd - Brad Richards (2), Ben Clymer)
FASTEST GOAL AGAINST START OF PERIOD :06 - 11/25/96 in 2-4 loss @ MTL (2nd period) (Brian Savage) :07 - 4/6/03 in 2-6 loss @ ATL (2nd period) (Kamil Piroso) :07 - 1/5/11 in 1-8 loss @ PIT (1st period) (Evgeni Malkin) :08 - 12/15/07 in 2-3 loss vs. WSH (2nd period) (David Steckel)	FASTEST 3 GOALS - LIGHTNING TEAM :42 - 3/11/08 in 8-4 win vs. NYI (17:43, 18:15, 18:25 of 3rd - Vincent Lecavalier, Michel Ouellet, Jason Ward) :47 - 4/10/94 in 4-6 loss @ HFD (3:11, 3:30, 3:59 of 1st - John Tucker, Denis Savard(2)) 1:18 - 12/19/95 in 6-3 win vs. WPG (1:39, 2:18, 2:57 of 1st - Brian Bradley, Cory Cross, Aaron Gavey) 1:18 - 3/13/01 in 4-5 OT loss vs. EDM (2:50, 3:37, 4:08 of 2nd - Brad Richards (2), Ben Clymer)
ON ROAD :09 - 3/20/06 in a 5-6 @ FLA (2nd period) (Ruslan Fedotenko) :12 - 10/23/02 in 2-2 tie @ CLB (3rd period) (Dave Andreychuk) :14 - 12/4/93 in 5-4 win @ LA (2nd period) (Petr Klima)	FASTEST 3 GOALS - LIGHTNING TEAM :42 - 3/11/08 in 8-4 win vs. NYI (17:43, 18:15, 18:25 of 3rd - Vincent Lecavalier, Michel Ouellet, Jason Ward) :47 - 4/10/94 in 4-6 loss @ HFD (3:11, 3:30, 3:59 of 1st - John Tucker, Denis Savard(2)) 1:18 - 12/19/95 in 6-3 win vs. WPG (1:39, 2:18, 2:57 of 1st - Brian Bradley, Cory Cross, Aaron Gavey) 1:18 - 3/13/01 in 4-5 OT loss vs. EDM (2:50, 3:37, 4:08 of 2nd - Brad Richards (2), Ben Clymer)
FASTEST GOAL AGAINST START OF PERIOD :06 - 11/25/96 in 2-4 loss @ MTL (2nd period) (Brian Savage) :07 - 4/6/03 in 2-6 loss @ ATL (2nd period) (Kamil Piroso) :07 - 1/5/11 in 1-8 loss @ PIT (1st period) (Evgeni Malkin) :08 - 12/15/07 in 2-3 loss vs. WSH (2nd period) (David Steckel)	FASTEST 3 GOALS - LIGHTNING TEAM :42 - 3/11/08 in 8-4 win vs. NYI (17:43, 18:15, 18:25 of 3rd - Vincent Lecavalier, Michel Ouellet, Jason Ward) :47 - 4/10/94 in 4-6 loss @ HFD (3:11, 3:30, 3:59 of 1st - John Tucker, Denis Savard(2)) 1:18 - 12/19/95 in 6-3 win vs. WPG (1:39, 2:18, 2:57 of 1st - Brian Bradley, Cory Cross, Aaron Gavey) 1:18 - 3/13/01 in 4-5 OT loss vs. EDM (2:50, 3:37, 4:08 of 2nd - Brad Richards (2), Ben Clymer)
AT HOME :08 - 12/15/07 in 2-3 loss vs. WSH (2nd period) (David Steckel) :10 - 3 times, last - 12/27/07 in 2-5 loss vs. MTL (2nd period) (Alex Kovalev)	FASTEST 3 GOALS - LIGHTNING TEAM :42 - 3/11/08 in 8-4 win vs. NYI (17:43, 18:15, 18:25 of 3rd - Vincent Lecavalier, Michel Ouellet, Jason Ward) :47 - 4/10/94 in 4-6 loss @ HFD (3:11, 3:30, 3:59 of 1st - John Tucker, Denis Savard(2)) 1:18 - 12/19/95 in 6-3 win vs. WPG (1:39, 2:18, 2:57 of 1st - Brian Bradley, Cory Cross, Aaron Gavey) 1:18 - 3/13/01 in 4-5 OT loss vs. EDM (2:50, 3:37, 4:08 of 2nd - Brad Richards (2), Ben Clymer)
ON ROAD :06 - 11/25/96 in 2-4 loss @ MTL (2nd period) (Brian Savage) :07 - 4/6/03 in 2-6 loss @ ATL (2nd period) (Kamil Piroso) :07 - 1/5/11 in 1-8 loss @ PIT (1st period) (Evgeni Malkin)	FASTEST 3 GOALS - LIGHTNING TEAM :42 - 3/11/08 in 8-4 win vs. NYI (17:43, 18:15, 18:25 of 3rd - Vincent Lecavalier, Michel Ouellet, Jason Ward) :47 - 4/10/94 in 4-6 loss @ HFD (3:11, 3:30, 3:59 of 1st - John Tucker, Denis Savard(2)) 1:18 - 12/19/95 in 6-3 win vs. WPG (1:39, 2:18, 2:57 of 1st - Brian Bradley, Cory Cross, Aaron Gavey) 1:18 - 3/13/01 in 4-5 OT loss vs. EDM (2:50, 3:37, 4:08 of 2nd - Brad Richards (2), Ben Clymer)
FASTEST 2 GOALS - TEAM :09 - 1/9/04 in 4-1 win @ NJD (6:38 of 3rd, 6:47 of 3rd - Dave Andreychuk, Fredrik Modin) :09 - 1/14/14 in 2-1 win @ NYR (1:10 of 2nd, 1:19 of 2nd - Victor Hedman, Nikita Kucherov)	FASTEST 3 GOALS - LIGHTNING TEAM :42 - 3/11/08 in 8-4 win vs. NYI (17:43, 18:15, 18:25 of 3rd - Vincent Lecavalier, Michel Ouellet, Jason Ward) :47 - 4/10/94 in 4-6 loss @ HFD (3:11, 3:30, 3:59 of 1st - John Tucker, Denis Savard(2)) 1:18 - 12/19/95 in 6-3 win vs. WPG (1:39, 2:18, 2:57 of 1st - Brian Bradley, Cory Cross, Aaron Gavey) 1:18 - 3/13/01 in 4-5 OT loss vs. EDM (2:50, 3:37, 4:08 of 2nd - Brad Richards (2), Ben Clymer)
FASTEST 2 GOALS - PLAYER :11 - 2/12/12 in 2-4 loss @ PIT (9:58 of 1st, 10:09 of 1st) (Steve Downie) :16 - 10/3/97 in 3-4 loss vs. NJD (17:51 of 3rd, 18:07 of 3rd) (Jason Wiemer) :28 - 4/10/94 in 4-6 loss @ HFD (3:30 of 1st, 3:58 of 1st) (Denis Savard)	FASTEST 3 GOALS - LIGHTNING TEAM :42 - 3/11/08 in 8-4 win vs. NYI (17:43, 18:15, 18:25 of 3rd - Vincent Lecavalier, Michel Ouellet, Jason Ward) :47 - 4/10/94 in 4-6 loss @ HFD (3:11, 3:30, 3:59 of 1st - John Tucker, Denis Savard(2)) 1:18 - 12/19/95 in 6-3 win vs. WPG (1:39, 2:18, 2:57 of 1st - Brian Bradley, Cory Cross, Aaron Gavey) 1:18 - 3/13/01 in 4-5 OT loss vs. EDM (2:50, 3:37, 4:08 of 2nd - Brad Richards (2), Ben Clymer)
FASTEST 2 GOALS - OPPOSING TEAM :07 - 2/28/98 in 5-2 win vs. WSH (5:50 of 2nd, 5:57 of 2nd - Calle Johansson, Jan Bulis) :09 - 10/28/06 in 4-6 loss @ CAR (8:23 of 1st, 8:32 of 1st - Eric Staal, Kevyn Adams) :10 - 3 times, last - 2/25/01 in 4-5 loss @ BUF (10:59 of 2nd, 11:09 of 2nd - Miroslav Satan, Vladimir Tsylpakov)	FASTEST 3 GOALS - LIGHTNING TEAM :42 - 3/11/08 in 8-4 win vs. NYI (17:43, 18:15, 18:25 of 3rd - Vincent Lecavalier, Michel Ouellet, Jason Ward) :47 - 4/10/94 in 4-6 loss @ HFD (3:11, 3:30, 3:59 of 1st - John Tucker, Denis Savard(2)) 1:18 - 12/19/95 in 6-3 win vs. WPG (1:39, 2:18, 2:57 of 1st - Brian Bradley, Cory Cross, Aaron Gavey) 1:18 - 3/13/01 in 4-5 OT loss vs. EDM (2:50, 3:37, 4:08 of 2nd - Brad Richards (2), Ben Clymer)
LONGEST SHUTOUT STREAK 158:42 - 1/26-1/29/06	FASTEST 3 GOALS - LIGHTNING TEAM :42 - 3/11/08 in 8-4 win vs. NYI (17:43, 18:15, 18:25 of 3rd - Vincent Lecavalier, Michel Ouellet, Jason Ward) :47 - 4/10/94 in 4-6 loss @ HFD (3:11, 3:30, 3:59 of 1st - John Tucker, Denis Savard(2)) 1:18 - 12/19/95 in 6-3 win vs. WPG (1:39, 2:18, 2:57 of 1st - Brian Bradley, Cory Cross, Aaron Gavey) 1:18 - 3/13/01 in 4-5 OT loss vs. EDM (2:50, 3:37, 4:08 of 2nd - Brad Richards (2), Ben Clymer)
AT HOME 153:10 - 10/20-11/4/11	FASTEST 3 GOALS - LIGHTNING TEAM :42 - 3/11/08 in 8-4 win vs. NYI (17:43, 18:15, 18:25 of 3rd - Vincent Lecavalier, Michel Ouellet, Jason Ward) :47 - 4/10/94 in 4-6 loss @ HFD (3:11, 3:30, 3:59 of 1st - John Tucker, Denis Savard(2)) 1:18 - 12/19/95 in 6-3 win vs. WPG (1:39, 2:18, 2:57 of 1st - Brian Bradley, Cory Cross, Aaron Gavey) 1:18 - 3/13/01 in 4-5 OT loss vs. EDM (2:50, 3:37, 4:08 of 2nd - Brad Richards (2), Ben Clymer)
ON ROAD 190:25 - 1/20-1/29/06	FASTEST 3 GOALS - LIGHTNING TEAM :42 - 3/11/08 in 8-4 win vs. NYI (17:43, 18:15, 18:25 of 3rd - Vincent Lecavalier, Michel Ouellet, Jason Ward) :47 - 4/10/94 in 4-6 loss @ HFD (3:11, 3:30, 3:59 of 1st - John Tucker, Denis Savard(2)) 1:18 - 12/19/95 in 6-3 win vs. WPG (1:39, 2:18, 2:57 of 1st - Brian Bradley, Cory Cross, Aaron Gavey) 1:18 - 3/13/01 in 4-5 OT loss vs. EDM (2:50, 3:37, 4:08 of 2nd - Brad Richards (2), Ben Clymer)

MOST CONSECUTIVE GAMES WITHOUT BEING SHUT OUT 125 - 12/14/13-3/28/15 76 - 1/6/02-02/23/02 74 - 11/27/10-11/9/12	AT HOME 23 - 11/8/03 in 9-0 win vs. PIT (9g-14a) 22 - 4 times, last - 2/1/13 in 8-3 win vs. WPG (8g-14a)
LONGEST SCORELESS STREAK 166:34 - 3/19-3/24/00	ON ROAD 24 - 11/18/10 in 8-7 win @ PHI (8g-16a) 21 - 3/1/09 in 8-6 win @ CGY (8g-13a) 18 - 4 times, last - 3/14/11 in 6-1 win @ TOR (6g-12a)
AT HOME 139:14 - 1/30-2/8/97	MOST POINTS - PERIOD 15 - 10/7/92 in 7-3 win vs. CHI (1st period) (5g-10a) 15 - 12/19/95 in 6-3 win vs. WPG (3rd period) (6g-9a) 14 - 11/22/00 in 8-2 win vs. ATL (2nd period) (5g-9a)
ON ROAD 157:29 - 3/13-3/18/96	MOST POINTS - PERIOD 15 - 10/7/92 in 7-3 win vs. CHI (1st period) (5g-10a) 15 - 12/19/95 in 6-3 win vs. WPG (3rd period) (6g-9a) 14 - 11/22/00 in 8-2 win vs. ATL (2nd period) (5g-9a)
GREATEST MARGIN OF VICTORY 9 - 11/8/03 in 9-0 win vs. Pittsburgh 8 - 12/7/06 in 8-0 win vs. Atlanta 6 - 6x, Last: 10/13/14 in 7-1 win vs. Montreal	MOST POINTS - PERIOD 15 - 10/7/92 in 7-3 win vs. CHI (1st period) (5g-10a) 15 - 12/19/95 in 6-3 win vs. WPG (3rd period) (6g-9a) 14 - 11/22/00 in 8-2 win vs. ATL (2nd period) (5g-9a)
AT HOME 9 - 11/8/03 in 9-0 win vs. PIT 8 - 12/7/06 in 8-0 win vs. ATL 6 - 11/22/00 in 8-2 win vs. ATL 6 - 1/23/11 in 7-1 win vs. ATL	MOST POINTS - PERIOD 15 - 10/7/92 in 7-3 win vs. CHI (1st period) (5g-10a) 15 - 12/19/95 in 6-3 win vs. WPG (3rd period) (6g-9a) 14 - 11/22/00 in 8-2 win vs. ATL (2nd period) (5g-9a)
ON ROAD 6 - 3 times, last - 1/28/06 in 6-0 win @ PHI 5 - 9 times, last - 12/22/13 in 6-1 win @ FLA	MOST POINTS - PERIOD 15 - 10/7/92 in 7-3 win vs. CHI (1st period) (5g-10a) 15 - 12/19/95 in 6-3 win vs. WPG (3rd period) (6g-9a) 14 - 11/22/00 in 8-2 win vs. ATL (2nd period) (5g-9a)
GREATEST MARGIN OF DEFEAT 10 - 1/2/96 in 0-10 loss @ CGY 10 - 11/1/95 in 0-10 loss @ PIT 9 - 2/3/99 in 1-10 loss @ WSH	MOST POINTS - PERIOD 15 - 10/7/92 in 7-3 win vs. CHI (1st period) (5g-10a) 15 - 12/19/95 in 6-3 win vs. WPG (3rd period) (6g-9a) 14 - 11/22/00 in 8-2 win vs. ATL (2nd period) (5g-9a)
AT HOME 8 - 11/10/98 in 2-10 loss vs. NYR 8 - 4/8/03 in 1-9 loss vs. DET 8 - 2/8/00 in 0-8 loss vs. SJ	MOST POINTS - PERIOD 15 - 10/7/92 in 7-3 win vs. CHI (1st period) (5g-10a) 15 - 12/19/95 in 6-3 win vs. WPG (3rd period) (6g-9a) 14 - 11/22/00 in 8-2 win vs. ATL (2nd period) (5g-9a)
ON ROAD 10 - 1/2/96 in 0-10 loss @ CGY 10 - 11/1/95 in 0-10 loss @ PIT 9 - 2/3/99 in 1-10 loss @ WSH	MOST POINTS - PERIOD 15 - 10/7/92 in 7-3 win vs. CHI (1st period) (5g-10a) 15 - 12/19/95 in 6-3 win vs. WPG (3rd period) (6g-9a) 14 - 11/22/00 in 8-2 win vs. ATL (2nd period) (5g-9a)
AT HOME 8 - 11/10/98 in 2-10 loss vs. NYR 8 - 4/8/03 in 1-9 loss vs. DET 8 - 2/8/00 in 0-8 loss vs. SJ	MOST POINTS - PERIOD 15 - 10/7/92 in 7-3 win vs. CHI (1st period) (5g-10a) 15 - 12/19/95 in 6-3 win vs. WPG (3rd period) (6g-9a) 14 - 11/22/00 in 8-2 win vs. ATL (2nd period) (5g-9a)
ON ROAD 10 - 1/2/96 in 0-10 loss @ CGY 10 - 11/1/95 in 0-10 loss @ PIT 9 - 2/3/99 in 1-10 loss @ WSH	MOST POINTS - PERIOD 15 - 10/7/92 in 7-3 win vs. CHI (1st period) (5g-10a) 15 - 12/19/95 in 6-3 win vs. WPG (3rd period) (6g-9a) 14 - 11/22/00 in 8-2 win vs. ATL (2nd period) (5g-9a)
MOST CONSECUTIVE GOALS - GAME 9 - 11/8/03 in 9-0 win vs. PIT 8 - 12/7/06 in 8-0 win vs. ATL 7 - 1/23/11 in 7-1 win vs. ATL 7 - 2/23/11 in 8-3 win vs. PHX	MOST POINTS - PERIOD 15 - 10/7/92 in 7-3 win vs. CHI (1st period) (5g-10a) 15 - 12/19/95 in 6-3 win vs. WPG (3rd period) (6g-9a) 14 - 11/22/00 in 8-2 win vs. ATL (2nd period) (5g-9a)
AT HOME 9 - 11/8/03 in 9-0 win vs. PIT	MOST POINTS - PERIOD 15 - 10/7/92 in 7-3 win vs. CHI (1st period) (5g-10a) 15 - 12/19/95 in 6-3 win vs. WPG (3rd period) (6g-9a) 14 - 11/22/00 in 8-2 win vs. ATL (2nd period) (5g-9a)
ON ROAD 6 - 6 times, last - 12/23/13 in 6-1 win @ FLA	MOST POINTS - PERIOD 15 - 10/7/92 in 7-3 win vs. CHI (1st period) (5g-10a) 15 - 12/19/95 in 6-3 win vs. WPG (3rd period) (6g-9a) 14 - 11/22/00 in 8-2 win vs. ATL (2nd period) (5g-9a)
MOST CONSECUTIVE GOALS OPPONENTS - GAME 10 - 1/2/96 in 0-10 loss @ CGY 10 - 11/1/95 in 0-10 loss @ PIT 9 - 2/3/99 in 1-10 loss @ WAS	MOST POINTS - PERIOD 15 - 10/7/92 in 7-3 win vs. CHI (1st period) (5g-10a) 15 - 12/19/95 in 6-3 win vs. WPG (3rd period) (6g-9a) 14 - 11/22/00 in 8-2 win vs. ATL (2nd period) (5g-9a)
AT HOME 8 - 4/9/93 in 1-9 loss vs. DET 8 - 2/8/00 in 0-8 loss vs. SJ 7 - 2/28/06 in 2-8 loss vs. FLA 7 - 4/6/07 in 2-7 loss vs. FLA	MOST POINTS - PERIOD 15 - 10/7/92 in 7-3 win vs. CHI (1st period) (5g-10a) 15 - 12/19/95 in 6-3 win vs. WPG (3rd period) (6g-9a) 14 - 11/22/00 in 8-2 win vs. ATL (2nd period) (5g-9a)
ON ROAD 10 - 1/2/96 in 0-10 loss @ CGY 10 - 11/1/95 in 0-10 loss @ PIT 9 - 2/3/99 in 1-10 loss @ WAS	MOST POINTS - PERIOD 15 - 10/7/92 in 7-3 win vs. CHI (1st period) (5g-10a) 15 - 12/19/95 in 6-3 win vs. WPG (3rd period) (6g-9a) 14 - 11/22/00 in 8-2 win vs. ATL (2nd period) (5g-9a)
AT HOME 8 - 4/9/93 in 1-9 loss vs. DET 8 - 2/8/00 in 0-8 loss vs. SJ 7 - 2/28/06 in 2-8 loss vs. FLA 7 - 4/6/07 in 2-7 loss vs. FLA	MOST POINTS - PERIOD 15 - 10/7/92 in 7-3 win vs. CHI (1st period) (5g-10a) 15 - 12/19/95 in 6-3 win vs. WPG (3rd period) (6g-9a) 14 - 11/22/00 in 8-2 win vs. ATL (2nd period) (5g-9a)
ON ROAD 10 - 1/2/96 in 0-10 loss @ CGY 10 - 11/1/95 in 0-10 loss @ PIT 9 - 2/3/99 in 1-10 loss @ WAS	MOST POINTS - PERIOD 15 - 10/7/92 in 7-3 win vs. CHI (1st period) (5g-10a) 15 - 12/19/95 in 6-3 win vs. WPG (3rd period

FEWEST POWER PLAY GOALS - SEASON

25- 1994-95*
 31- 2012-13*
 33- 1997-98

AT HOME

11- 1994-95*
 19- 1997-98
 22- 2011-12, 2012-13*

ON ROAD

9- 2012-13*
 14- 1994-95*, 1997-98

*Season shortened to 48 games due to lockout

MOST POWER PLAY GOALS - GAME

5- 3/19/95 in 6-1 win @ BUF
 4- 6 times, last- 1/12/10 in 7-4 win vs. WSH

AT HOME

4- 5 times, last- 1/12/10 in 7-4 win vs. WSH

ON ROAD

5- 3/19/95 in 6-1 win @ BUF
 4- 11/7/92 in 6-5 win @ NYI
 3- Accomplished several times, most recently: 3/12/11 in 3-4 OT loss @ FLA

MOST POWER PLAY CHANCES - SEASON

485- 2005-06 (81 PPG, 16.7%)
 424- 1992-93 (74 PPG, 17.5%)
 424- 2000-01 (53 PPG, 12.5%)

AT HOME

238- 2005-06 (39 PPG, 16.4%)
 236- 1992-93 (38 PPG, 16.1%)
 218- 2002-03 (40 PPG, 18.3%)

ON ROAD

247- 2005-06 (42 PPG, 17.0%)
 210- 2000-01 (23 PPG, 11.0%)
 191- 1995-96 (33 PPG, 17.3%)

FEWEST POWER PLAY CHANCES - SEASON

163- 2012-13* (31 PPG, 19.0%)
 177- 1994-95* (25 PPG, 14.1%)
 269- 2011-12 (41 PPG, 15.2%)

AT HOME

91- 2012-13* (22 PPG, 24.2%)
 94- 1994-95* (11 PPG, 11.7%)
 132- 2011-12 (22 PPG, 16.7%)

ON ROAD

72- 2012-13* (9 PPG, 12.5%)
 83- 1994-95* (14 PPG, 16.9%)
 130- 2013-14 (23 PPG, 17.7%)

*Season shortened to 48 games due to lockout

MOST POWER PLAY CHANCES - GAME

13- 3/6/01 in 2-1 win vs. SJ (0-13)
 13- 11/09/02 in 3-2 OT loss vs. CHI (2-13)
 13- 12-29/02 in 5-3 win vs. NYR (4-13)

AT HOME

13- 3/6/01 in 2-1 win vs. SJ (0-13)
 13- 11/09/02 in 3-2 OT loss vs. CHI (2-13)
 13- 12-29/02 in 5-3 win vs. NYR (4-13)

ON ROAD

10- 2/23/96 in 3-2 win @ NYI (1-10)
 10- 10/20/05 in 6-0 win @ ATL (2-10)
 9- 10 times, last- 11/18/10 in 8-7 win @ PHI (3-9)

FEWEST POWER PLAY GOALS ALLOWED - SEASON

30- 2012-13*
 32- 1994-95*
 40- 2001-02

AT HOME

14- 1994-95*, 2012-13*
 20- 2001-02
 22- 2003-04

ON ROAD

16- 2012-13*
 18- 1994-95*
 20- 2001-02
 20- 2003-04

*Season shortened to 48 games due to lockout

MOST POWER PLAY GOALS ALLOWED - SEASON

101- 1992-93
 89- 2008-09
 77- 1999-00

AT HOME

45- 1999-00
 43- 1997-98
 41- 1992-93

ON ROAD

59- 1992-93
 49- 2008-09
 42- 2000-01

MOST POWER PLAY GOALS ALLOWED - GAME

5- 11/1/95 in 0-10 loss @ PIT
 5- 10/17/11 in 4-7 loss vs. FLA
 4- 6 times, last- 1/15/11 in 4-6 loss @ CAR

AT HOME

5- 10/17/11 in 4-7 loss vs. FLA
 4- 11/1/05 in 4-6 loss vs. ATL

ON ROAD

5- 11/1/95 in 0-10 loss @ PIT
 4- 4 times, last- 1/15/11 in 4-6 loss @ CAR

MOST TIMES SHORTHANDED - SEASON

428- 1995-96 (68 PPGA, 84.1%)
 422- 2000-01 (72 PPGA, 82.9%)
 410- 1997-98 (68 PPGA, 82.4%)

AT HOME

212- 1997-98 (43 PPGA, 79.7%)
 209- 1995-96 (35 PPGA, 83.3%)
 205- 2000-01 (30 PPGA, 85.4%)

ON ROAD

219- 1995-96 (33 PPGA, 84.9%)
 217- 2000-01 (42 PPGA, 80.6%)
 208- 1992-93 (59 PPGA, 71.6%)

FEWEST TIMES SHORTHANDED - SEASON

155- 2012-13* (30 PPGA, 80.7%)
 205- 1994-95* (32 PPGA, 84.4%)
 270- 2013-14 (52 PPGA, 80.7%)

AT HOME

77- 2012-13*
 109- 1994-95* (14 PPGA, 87.2%)
 131- 2001-02 (20 PPGA, 84.7%)

ON ROAD

78- 2012-13*
 96- 1994-95* (16 PPGA, 81.3%)
 132- 2003-04 (20 PPGA, 84.8%)

*Season shortened to 48 games due to lockout

MOST TIMES SHORTHANDED - GAME

11- 3/3/01 in 6-0 win @ NYI (0-11)
 10- 9 times, last- 10/8/05 in 2-1 win vs. FLA (1-10)

AT HOME

10- 5 times, last- 10/8/05 in 2-1 win vs. FLA (1-10)

ON ROAD

11- 3/3/01 in 6-0 win @ NYI (0-11)
 10- 4 times, last- 2/25/01 in 4-5 loss @ BUF (3-10)

MOST SHORTHANDED GOALS - SEASON

15- 2003-04
 14- 2006-07
 10- 2013-14

AT HOME

10- 2003-04
 8- 2013-14
 7- 1997-98

ON ROAD

9- 1996-97
 7- 1998-99
 7- 2006-07

FEWEST SHORTHANDED GOALS - SEASON

0- 2012-13*
 1- 2010-11
 2- 2009-10, 2011-12

AT HOME

0- 2011-12, 2012-13*
 1- 2010-11
 2- 1993-94, 2002-03, 2008-09, 2009-10

ON ROAD

0- 2009-10, 2010-11, 2012-13*
 2- 1994-95*, 2007-08, 2008-09, 2011-12, 2013-14

*Season shortened to 48 games due to lockout

FEWEST SHORTHANDED GOALS ALLOWED - SEASON

4- 2003-04, 2012-13*
 5- 1994-95*, 2002-03
 6- 2009-10

AT HOME

1- 2002-03
 2- 1994-95*, 2000-01, 2013-14
 3- 2008-09

ON ROAD

0- 2003-04
 2- 2009-10, 2012-13*
 3- 1994-95*, 1999-00, 2007-08

*Season shortened to 48 games due to lockout

MOST SHORTHANDED GOALS ALLOWED - SEASON

20- 1993-94
 16- 1997-98, 2010-11
 13- 1995-96

AT HOME

11- 2010-11
 6- 1992-93, 1993-94, 1996-97, 1998-99, 2005-06, 2011-12

ON ROAD

12- 1993-94
 11- 1997-98
 9- 2000-01

MOST PENALTY MINUTES - SEASON

1823- 1997-98
 1713- 1999-00
 1686- 1996-97

AT HOME

990- 1997-98
 985- 1996-97
 845- 1999-00

ON ROAD

878- 1999-00
 847- 1995-96
 833- 1997-98

FEWEST PENALTY MINUTES - SEASON

577- 2012-13*
 844- 2013-14
 865- 2011-12

AT HOME

202- 2012-13*
 407- 2006-07
 423- 2013-14

ON ROAD

261- 2012-13*
 421- 2013-14
 424- 2011-12

*Season shortened to 48 games due to lockout

MOST PENALTY MINUTES - GAME

97- 4/4/98 in 1-4 loss vs. PIT
 95- 11/6/97 in 2-5 loss @ LA
 89- 10/12/02 in 5-1 win vs. CAR

AT HOME

97- 4/4/98 in 1-4 loss vs. PIT
 89- 10/12/02 in 5-1 win vs. CAR
 83- 2 times, last- 3/21/98 in 5-1 win vs. FLA

ON ROAD

95- 11/6/97 in 2-5 loss @ LA
 79- 1/4/93 in 0-7 loss @ VAN
 68- 2/12/97 in 2-5 loss @ FLA
 68- 2/10/00 in 4-5 OT loss @ NYI

MOST PENALTY MINUTES - PERIOD

75- 4/4/98 in 1-4 loss vs. PIT (2nd period)
 67- 10/12/02 in 5-1 win vs. CAR (3rd period)
 63- 11/6/97 in 2-5 loss @ LA (3rd period)

AT HOME

75- 4/4/98 in 1-4 loss vs. PIT (2nd period)
 67- 10/12/02 in 5-1 win vs. CAR (3rd period)
 62- 3/21/98 in 5-1 win vs. FLA (3rd period)

ON ROAD

63- 11/6/97 in 2-5 loss @ LA (3rd period)
 59- 1/4/93 in 0-7 loss @ VAN (3rd period)
 58- 2/10/00 in 4-5 OT loss @ NYI (2nd period)

MOST OPPONENT PENALTY MINUTES - SEASON

1736- 1992-93
 1662- 1993-94
 1608- 1997-98

AT HOME

971- 1993-94
 964- 1992-93
 915- 1997-98

ON ROAD

807- 1999-00
 750- 1992-93
 745- 1995-96

FEWEST OPPONENT PENALTY MINUTES - SEASON

817- 2013-14
 836- 2011-12
 884- 2007-08

AT HOME

426- 2011-12
 439- 2013-14
 497- 2010-11

ON ROAD

378- 2013-14
 383- 2007-08
 410- 2011-12

MOST PENALTY MINUTES OPPONENT - GAME

92- 11/6/97 in 2-5 loss @ LAK
 83- 2 times, last- 3/21/98 in 5-1 win vs. FLA

AT HOME

83- 3/21/98 in 5-1 win vs. FLA
 83- 4/1/93 in 3-5 loss vs. VAN
 80- 10/12/02 in 5-1 win vs. CAR

ON ROAD

92- 11/6/97 in 2-5 loss @ LAK
 75- 1/4/93 in 0-7 loss @ VAN
 58- 12/14/95 in 0-4 loss @ PHI
 58- 4/1/00 in 3-3 tie @ FLA

MOST PENALTY MINUTES OPPONENT - PERIOD

60- 3/21/98 in 5-1 win vs. FLA (3rd period)
 58- 10/12/02 in 5-1 win vs. CAR (3rd period)
 47- 2 times, last- 4/1/00 in 3-3 tie @ FLA (2nd period)

AT HOME

60- 3/21/98 in 5-1 win vs. FLA (3rd period)
 58- 10/12/02 in 5-1 win vs. CAR (3rd period)
 46- 1/21/93 in 1-6 loss vs. TOR (1st period)

ON ROAD

47- 1/4/93 in 0-7 loss @ VAN (3rd period)
 47- 4/1/00 in 3-3 tie @ FLA (2nd period)
 46- 12/14/95 in 0-4 loss @ PHI (3rd period)

MOST PENALTY MINUTES BOTH TEAMS - GAME

187- 11/6/97 in 2-5 loss @ LAK (TB 95, LA 92)
 169- 10/12/02 in 5-1 win vs. CAR (TB 89, CAR 80)
 166- 3/21/98 in 5-1 win vs. FLA (TB 83, FLA 83)

AT HOME

169- 10/12/02 in 5-1 win vs. CAR (TB 89, CAR 80)
 166- 3/21/98 in 5-1 win vs. FLA (TB 83, FLA 83)
 152- 4/1/93 in 3-5 loss vs. VAN (TB 69, VAN 83)

ON ROAD

187- 11/6/97 in 2-5 loss @ LAK (TB 95, LA 92)
 154- 1/4/93 in 0-7 loss @ VAN (TB 79, VAN 75)
 120- 12/14/95 in 0-4 loss @ PHI (TB 62, PHI 58)
 120- 2/10/00 in 4-5 OT loss @ NYI (TB 68, NYI 52)

MOST PENALTY MINUTES BOTH TEAMS - PERIOD

125- 10/12/02 in 5-1 win vs. CAR (3rd period) (TB 67, CAR 58)
 122- 3/21/98 in 5-1 win vs. FLA (3rd period) (TB 62, FLA 60)
 108- 11/6/97 in 2-5 loss @ LAK (3rd period) (TB 63, LA 45)

AT HOME

125- 10/12/02 in 5-1 win vs. CAR (3rd period) (TB 67, CAR 58)
 122- 3/21/98 in 5-1 win vs. FLA (3rd period) (TB 62, FLA 60)
 104- 2/15/97 in 4-1 win vs. WAS (3rd period) (TB 59, WAS 45)

ON ROAD

108- 11/6/97 in 2-5 loss @ LAK (3rd period) (TB 63, LA 45)
 106- 1/4/93 in 0-7 loss @ VAN (3rd period) (TB 59, VAN 47)
 98- 2/10/00 in 4-5 OT loss @ NYI (2nd period) (TB 58, PHI 40)

SHOTS**MOST SHOTS - SEASON**

2605- 2010-11
 2594- 2005-06
 2574- 1996-97

AT HOME

1376- 1992-93
 1368- 2010-11
 1338- 1995-96

ON ROAD

1266- 2005-06
 1246- 1996-97
 1237- 2010-11

MOST SHOTS - GAME

52- 11/18/08 in 3-4 shootout loss vs. FLA
 51- 1/17/04 in 1-2 loss @ FLA

AT HOME

52- 11/18/08 in 3-4 shootout loss vs. FLA
 50- 1/24/06 in 3-2 loss vs. FLA
 50- 12/21/13 in 3-2 OT win vs. CAR

ON ROAD

51- 1/17/04 in 1-2 loss @ FLA
 49- 1/16/10 in 2-5 loss @ FLA

MOST SHOTS - PERIOD

27- 1/9/15 in 2-1 win vs. Buffalo (2nd)
 25- 4/1/06 in 2-4 loss at Florida (3rd)
 25- 11/28/06 in 2-5 loss vs. Washington (3rd)
 25- 10/8/09 in 3-4 shootout loss vs. New Jersey (2nd)
 24- 3x, last: 12/28/09 in 2-1 win vs. Boston (2nd)

AT HOME

27- 1/9/15 in 2-1 win vs. Buffalo (2nd)
 25- 11/28/06 in 2-5 loss vs. WSH (3rd period)
 25- 10/8/09 in 3-4 S/DL vs. NJD (2nd period)
 24- 2 times, last- 12/28/09 in

AT HOME

671 - 1994-95*
697 - 2012-13*
1,016 - 2003-04

ON ROAD

654 - 1994-95*
754 - 2012-13*
1,069 - 2003-04

*Season shortened to 48 games due to lockout

FEWEST SHOTS OPPONENT - GAME

11 - 12/30/93 in 3-0 win at Ottawa
11 - 10/5/06 in 3-2 SO win at Atlanta
11 - 12/31/14 in 5-1 win at Buffalo
13 - 1/23/04 in 3-1 win at Pittsburgh
13 - 12/30/06 in 3-1 win vs. Montreal
13 - 12/4/14 in 5-0 win vs. Buffalo

AT HOME

13 - 12/30/06 in 3-1 win vs. Montreal
13 - 12/4/14 in 5-0 win vs. Buffalo
14 - 3x, Last: 3/26/13 in 2-1 win vs. Buffalo

ON ROAD

11 - 12/30/93 in 3-0 win at Ottawa
11 - 10/5/06 in 3-2 SO win at Atlanta
11 - 12/31/14 in 5-1 win at Buffalo
13 - 1/23/04 in 3-1 win at Pittsburgh

FEWEST SHOTS OPPONENT - PERIOD

0 - 2/15/94 in 1-2 loss at NY Islanders (3rd)
0 - 12/2/00 in 3-0 win vs. Detroit (1st)
1 - 9x, Last: 12/31/14 in 5-1 win at Buffalo (3rd)

AT HOME

0 - 12/2/00 in 3-0 win vs. DET (1st period)
1 - 4 times, last - 11/24/07 in 2-3 loss vs. NJ (3rd period)

ON ROAD

0 - 2/15/94 in 1-2 loss @ NYI (3rd period)
1 - 4 times, last - 12/10/10 in 3-4 shootout loss @ EDM (3rd period)

FEWEST SHOTS BOTH TEAMS - GAME

33 - 2/20/95 in 1-3 loss vs. NYR (TBL 15, NYR 18)
34 - 3/17/99 in 0-2 loss vs. PIT (TBL 16, PIT 18)
35 - 3/8/01 in 1-0 win vs. CAR (TBL 15, CAR 20)

AT HOME

33 - 2/20/95 in 1-3 loss vs. NYR (TBL 15, NYR 18)
34 - 3/17/99 in 0-2 loss vs. PIT (TBL 16, PIT 18)
35 - 3/8/01 in 1-0 win vs. CAR (TBL 15, CAR 20)

ON ROAD

36 - 4x, Last: 12/31/14 in 5-1 win at Buffalo (TB 25, BUF 11)
37 - 2/2/04 in 2-1 win at Philadelphia (TB 18, PHI 19)
37 - 10/5/06 in 3-2 shootout win at Atlanta (TB 26, ATL 11)

FEWEST SHOTS BOTH TEAMS - PERIOD

6 - 11/24/95 in 2-1 win @ WSH (3rd period, TBL 4, WAS 2)
6 - 3/6/07 in 1-5 loss @ VAN (1st period, TBL 2, VAN 4)
7 - 7 times, last - 1/7/14 in 4-2 win @ WPG (1st period, TBL 5, WPG 2)

AT HOME

7 - 3 times, last - 3/7/11 in 1-2 shootout loss vs. WSH (3rd period, TBL 4, WSH 3)
8 - 7 times, last - 3/26/13 in 2-1 win vs. BUF (1st period, TBL 4, BUF 4)

ON ROAD

6 - 11/24/95 in 2-1 win @ WSH (3rd period, TBL 4, WSH 2)
6 - 3/6/07 in 1-5 loss @ VAN (1st period, TBL 2, VAN 4)



PLAYOFF HISTORY

ALL-TIME PLAYOFF SCORING

ALL-TIME PLAYOFF SERIES: 13 (1995-96, 2002-03, 2003-04, 2005-06, 2006-07, 2010-11, 2013-14, 2014-15)

ALL-TIME PLAYOFF RECORD: 51-48 (.515)

ALL-TIME PLAYOFF SCORING

PLAYER	GP	G	A	PTS	+/-	PIM	PP	SH	GW	OT	S
Martin St. Louis	63	33	35	68	7	28	10	3	8	3	165
Vincent Lecavalier	63	24	28	52	6	80	8	0	5	2	211
Brad Richards	45	18	29	47	-7	28	9	0	7	1	170
STEVEN STAMKOS	48	15	20	35	-2	32	5	0	2	0	65
TYLER JOHNSON	30	14	11	25	5	24	2	1	4	1	71
VICTOR HEDMAN	48	2	21	23	9	16	1	0	0	0	91
NIKITA KUCHEROV	26	10	12	22	7	14	3	0	3	2	57
Dan Boyle	45	3	19	22	6	30	1	0	0	0	71
Fredrik Modin	39	10	11	21	3	34	3	0	2	0	88
ALEX KILLORN	30	10	10	20	1	16	1	0	2	0	82
Dave Andreychuk	34	4	16	20	-3	24	1	0	1	0	55
ONDREJ PALAT	29	10	9	19	6	12	5	1	0	0	49
Teddy Purcell	22	7	11	18	2	2	2	0	1	0	55
Ruslan Fedotenko	42	12	3	15	-11	40	5	0	3	0	72
VALTTERI FILPPULA	30	4	11	15	-10	4	2	0	1	0	34
Steve Downie	17	2	12	14	7	40	0	0	1	0	27
Vaclav Prospal	22	5	8	13	0	12	2	0	1	0	48
Simon Gagne	15	5	7	12	6	4	0	0	1	0	21
Sean Bergenheim	16	9	2	11	2	8	0	0	1	0	46
Dominic Moore	18	3	8	11	-3	18	1	0	0	0	26
Pavel Kubina	46	3	6	9	-8	98	3	0	0	0	59
ANTON STRALMAN	26	1	8	9	1	8	0	0	0	0	52
RYAN CALLAHAN	30	2	6	8	1	14	1	0	0	0	61
JASON GARRISON	23	2	5	7	-2	8	1	0	1	0	31
Paul Ranger	11	2	5	7	3	4	1	0	0	0	19
Eric Brewer	22	1	6	7	-2	14	0	0	0	0	29
Darryl Sydor	28	0	7	7	-7	9	0	0	0	0	30
Ryan Malone	18	3	3	6	-3	24	1	0	1	0	33
John Cullen	5	3	3	6	4	0	0	1	0	0	6
Tim Taylor	45	2	4	6	-3	39	0	0	0	0	51
NIKITA NESTEROV	17	1	5	6	5	8	0	0	0	0	11
Rob Zamuner	6	2	3	5	-1	10	0	1	0	0	10
CEDRIC PAQUETTE	28	3	2	5	-8	42	0	1	1	0	20
Adam Hall	18	1	4	5	-2	8	0	0	0	0	17
Filip Kuba	6	1	4	5	-1	4	0	1	0	0	13
Cory Sarich	45	0	5	5	2	37	0	0	0	0	55

GOALTENDERS

GOALTENDER	GP	MIN	GAA	W	L	SO	GA	SA	SPCT
Mike Smith	3	120	1.00	1	1	0	2	48	.958
Nikolai Khabibulin	33	2045	1.94	21	12	5	66	897	.926
BEN BISHOP	25	1459	2.18	13	11	3	53	669	.921
Dwayne Roloson	17	982	2.51	10	6	1	41	541	.924
KRISTERS GUDLEVSKIS	2	40	3.00	0	1	0	2	20	.900
Johan Holmqvist	6	370	2.92	2	4	0	18	168	.893
ANDREI VASILEVSKIY	4	113	3.19	1	1	0	6	57	.895
John Grahame	6	334	3.42	1	3	0	19	163	.883
Jeff Reese	5	198	3.64	1	1	0	12	100	.880
Sean Burke	3	109	3.85	0	1	0	7	57	.877
Anders Lindback	4	215	3.91	0	3	0	14	118	.881
Daren Poppa	4	173	4.86	1	3	0	26	186	.837

PLAYOFF FIRSTS

GAME	April 16, 1996 at Philadelphia (Eastern Conference Quarterfinals)	ROAD OVERTIME GOAL	Brian Bellows, at 9:05 of Overtime, April 18, 1996 at Philadelphia
HOME VICTORY	April 21, 1996 vs. Philadelphia, 5-4 in Overtime	HOME EMPTY NET GOAL	Tim Taylor, at 19:45 of the 3rd period, May 18, 2004 vs. Philadelphia
ROAD VICTORY	April 18, 1996 at Philadelphia, 2-1 in Overtime	ROAD EMPTY NET GOAL	Martin St. Louis, at 19:50 of the 3rd period, April 12, 2004 at New York Islanders
HOME LOSS	April 23, 1996 vs. Philadelphia, 4-1	HOME PENALTY SHOT	Have yet to attempt one
ROAD LOSS	April 16, 1996 at Philadelphia, 7-3	ROAD PENALTY SHOT	Have yet to attempt one
LINEUP	April 16, 1996 at Philadelphia, Game One (Starters in Bold)	HOME PENALTY SHOT FACED	Chris Conner at 9:10 of 2nd Period, April 25, 2011 vs. Pittsburgh (unsuccessful vs. Roloson)
GOALIES:	Daren Poppa and Jeff Reese	ROAD PENALTY SHOT FACED	Dainius Zubrus at 11:34 of 1st Period, April 15, 2003 at Washington (unsuccessful vs. Khabibulin)
DEFENSEMEN:	Cory Cross, Roman Hamrick, Bill Houlder, Michel Petit, Rudy Poeschek, David Shaw	HOME PENALTY	Shawn Burr at 4:30 of 1st Period, April 21st, 1996 vs. Philadelphia (Interference)
FORWARDS:	Mikael Andersson, Brian Bellows, Brian Bradley, Shawn Burr, John Cullen, Aaron Gavey, Chris Gratton, Alex Selivanov, John Tucker, Jason Wiemer, Paul Ysebaert, Rob Zamuner	ROAD PENALTY	Bill Houlder, at 5:52 of 1st Period, April 16, 1996 at Philadelphia (Obstruction Interference)
HOME GOAL	Petr Klima, at 2:52 of 1st Period, April 21, 1996 vs. Philadelphia	HOME POWER-PLAY ATTEMPT	1:42 of 1st Period (Roughing on Eric Lindros), April 21, 1996 vs. Philadelphia
HOME ASSISTS	John Cullen and Chris Gratton, 2:52 of 1st Period, April 21, 1996 vs. Philadelphia	ROAD POWER-PLAY ATTEMPT	8:52 of 1st Period (Cross-Checking on Shjon Podein), April 16, 1996 at Philadelphia
ROAD GOAL	Jason Wiemer, at 15:08 of 2nd Period, April 16, 1996 at Philadelphia	HOME MULTI-GOAL GAME	Rob Zamuner, (2G), April 21, 1996 vs. Philadelphia
ROAD ASSISTS	David Shaw and Brian Bradley, 15:08 of 2nd Period, April 16, 1996 at Philadelphia	ROAD MULTI-GOAL GAME	Vincent Lecavalier, (2G), April 15, 2003 at Washington
HOME POWER-PLAY GOAL	Petr Klima, at 2:52 of 1st Period, April 21, 1996 vs. Philadelphia	HOME MULTI-ASSIST GAME	Brian Bradley, (2A), April 21, 1996 vs. Philadelphia
ROAD POWER-PLAY GOAL	Jason Wiemer, at 15:08 of 2nd Period, April 16, 1996 at Philadelphia	ROAD MULTI-ASSIST GAME	Martin St. Louis, (2A), April 15, 2003 at Washington
HOME SHORTHANDED GOAL	Rob Zamuner, at 2:56 of 2nd Period, April 21, 1996 vs. Philadelphia	HOME MULTI-POINT GAME	Rob Zamuner, (2G), April 21, 1996 vs. Philadelphia
ROAD SHORTHANDED GOAL	John Cullen, at 17:59 of 3rd Period, April 25, 1996 at Philadelphia	ROAD MULTI-POINT GAME	John Cullen, (1G, 1A), April 16, 1996 at Philadelphia
HOME GAME-WINNING GOAL	Alexander Selivanov, at 2:04 of 1st OT, April 21, 1996 vs. Philadelphia	HOME GOAL ALLOWED	Jeff Reese, by Joel Otto at 10:30 of 1st Period, April 21, 1996 vs. Philadelphia
ROAD GAME-WINNING GOAL	Brian Bellows, at 9:05 of Overtime, April 18, 1996 at Philadelphia	ROAD GOAL ALLOWED	Daren Poppa, by Dale Hawerchuk at 0:55 of 1st Period, April 16, 1996 at Philadelphia
HOME OVERTIME GOAL	Alexander Selivanov, at 2:04 of 1st OT, April 21, 1996 vs. Philadelphia	HOME GOALTENDER WIN	Jeff Reese, 5-4 in Overtime, April 21, 1996 vs. Philadelphia
		ROAD GOALTENDER WIN	Daren Poppa, 2-1 in Overtime, April 18, 1996 at Philadelphia
		HOME GOALTENDER LOSS	Jeff Reese, 4-1 April 23rd, 1996 vs. Philadelphia
		ROAD GOALTENDER LOSS	Daren Poppa, 7-3 April 16, 1996 at Philadelphia



PLAYOFF RESULTS

1996 PLAYOFF RESULTS

EASTERN CONFERENCE QUARTER-FINAL

GM	DATE	OPPONENT	RESULT	SERIES	GWG	ATTENDANCE
1	4/16	at Philadelphia	L, 3-7	0-1	LeClair	17,360
2	4/18	at Philadelphia	W, 2-1 OT	1-1	Bellows	17,360
3	4/21	Philadelphia	W, 5-4 OT	2-1	Seivanov	25,945
4	4/23	Philadelphia	L, 1-4	2-2	Otto	28,183
5	4/25	at Philadelphia	L, 1-4	2-3	Podein	17,360
6	4/27	Philadelphia	L, 1-6	2-4	Antoski	27,189

2003 PLAYOFF RESULTS

EASTERN CONFERENCE QUARTER-FINAL

GM	DATE	OPPONENT	RESULT	SERIES	GWG	ATTENDANCE
1	4/10	Washington	L, 0-3	0-1	Lang	20,214
2	4/12	Washington	L, 3-6	0-2	Nylander	20,053
3	4/15	at Washington	W, 4-3 OT	1-2	Lecavalier	17,279
4	4/16	at Washington	W, 3-1	2-2	St. Louis	15,576
5	4/18	Washington	W, 2-1	3-2	St. Louis	21,324
6	4/20	at Washington	W, 2-1 3OT	4-2	St. Louis	15,269

EASTERN CONFERENCE SEMIFINAL

GM	DATE	OPPONENT	RESULT	SERIES	GWG	ATTENDANCE
1	4/24	at New Jersey	L, 0-3	0-1	Langenbrunner	15,568
2	4/26	at New Jersey	L, 2-3 OT	0-2	Langenbrunner	17,732
3	4/28	New Jersey	W, 4-3	1-2	Andreychuk	19,854
4	4/30	New Jersey	L, 1-3	1-3	Elias	21,222
5	5/2	at New Jersey	L, 1-2 3OT	1-4	Marshall	18,612

2004 PLAYOFF RESULTS

EASTERN CONFERENCE QUARTER-FINAL

GM	DATE	OPPONENT	RESULT	SERIES	GWG	ATTENDANCE
1	4/8	New York Islanders	W, 3-0	1-0	Roy	18,536
2	4/10	New York	L, 0-3	1-1	Niinimaa	19,982
3	4/12	at New York	W, 3-0	2-1	Richards	16,234
4	4/14	at New York	W, 3-0	3-1	St. Louis	16,234
5	4/16	New York	W, 3-2 OT	4-1	St. Louis	20,927

EASTERN CONFERENCE SEMIFINAL

GM	DATE	OPPONENT	RESULT	SERIES	GWG	ATTENDANCE
1	4/23	Montreal	W, 4-0	1-0	Fedotenko	18,904
2	4/25	Montreal	W, 3-1	2-0	Modin	19,435
3	4/27	at Montreal	W, 4-3 OT	3-0	Richards	21,273
4	4/29	at Montreal	W, 3-1	4-0	Richards	21,273

EASTERN CONFERENCE FINAL

GM	DATE	OPPONENT	RESULT	SERIES	GWG	ATTENDANCE
1	5/8	Philadelphia	W, 3-1	1-0	Richards	21,425
2	5/10	Philadelphia	L, 2-6	1-1	Kapanen	21,314
3	5/13	at Philadelphia	W, 4-1	2-1	Fedotenko	19,897
4	5/15	at Philadelphia	L, 2-3	2-2	Primeau	19,872
5	5/18	Philadelphia	W, 4-2	3-2	Richards	21,517
6	5/20	at Philadelphia	L, 4-5 OT	3-3	Gagne	19,910
7	5/22	Philadelphia	W, 2-1	4-3	Modin	22,117

STANLEY CUP FINAL

GM	DATE	OPPONENT	RESULT	SERIES	GWG	ATTENDANCE
1	5/25	Calgary	L, 1-4	0-1	Iginla	21,674
2	5/27	Calgary	W, 4-1	1-1	Richards	22,222
3	5/29	at Calgary	L, 0-3	1-2	Simon	19,221
4	5/31	at Calgary	W, 1-0	2-2	Richards	19,221
5	6/3	Calgary	L, 2-3 OT	2-3	Saprykin	22,426
6	6/5	at Calgary	W, 3-2 2OT	3-3	St. Louis	19,221
7	6/7	Calgary	W, 2-1	4-3	Fedotenko	22,717

2006 PLAYOFF RESULTS

EASTERN CONFERENCE QUARTER-FINAL

GM	DATE	OPPONENT	RESULT	SERIES	GWG	ATTENDANCE
1	4/21	at Ottawa	L, 1-4	0-1	Spezza	19,660
2	4/23	at Ottawa	W, 4-3	1-1	St. Louis	19,745
3	4/25	Ottawa	L, 4-8	1-2	Vermette	20,815
4	4/27	Ottawa	L, 2-5	1-3	Hestley	20,682
5	4/29	at Ottawa	L, 2-3	1-4	Havlat	20,004

2007 PLAYOFF RESULTS

EASTERN CONFERENCE QUARTER-FINAL

GM	DATE	OPPONENT	RESULT	SERIES	GWG	ATTENDANCE
1	4/12	at New Jersey	L, 3-5	0-1	Parise	14,495
2	4/14	at New Jersey	W, 3-2	1-1	Lecavalier	18,231
3	4/16	vs. New Jersey	W, 3-2	2-1	Prospal	20,219
4	4/18	vs. New Jersey	L, 3-4 OT	2-2	Gomez	20,940
5	4/20	at New Jersey	L, 0-3	2-3	Greene	18,096
6	4/22	vs. New Jersey	L, 2-3	2-4	Gionta	20,019

2011 PLAYOFF RESULTS

EASTERN CONFERENCE QUARTER-FINAL

GM	DATE	OPPONENT	RESULT	SERIES	GWG	ATTENDANCE
1	4/13	at Pittsburgh	L, 0-3	0-1	Kovalev	18,390
2	4/15	at Pittsburgh	W, 5-1	1-1	Lecavalier	18,507
3	4/18	vs. Pittsburgh	L, 2-3	1-2	Kennedy	20,545
4	4/20	vs. Pittsburgh	L, 2-3 2OT	1-3	Neal	20,326
5	4/23	at Pittsburgh	W, 8-2	2-3	Lecavalier	18,535
6	4/25	vs. Pittsburgh	W, 4-2	3-3	Downie	20,309
7	4/27	at Pittsburgh	W, 1-0	4-3	Bergenheim	18,507

EASTERN CONFERENCE SEMIFINAL

GM	DATE	OPPONENT	RESULT	SERIES	GWG	ATTENDANCE
1	4/29	at Washington	W, 4-2	1-0	Stamkos	18,398
2	5/1	at Washington	W, 3-2 OT	2-0	Lecavalier	18,398
3	5/3	vs. Washington	W, 4-3	3-0	Malone	20,613
4	5/4	vs. Washington	W, 5-3	4-0	Bergeron	20,835

EASTERN CONFERENCE FINAL

GM	DATE	OPPONENT	RESULT	SERIES	GWG	ATTENDANCE
1	5/14	at Boston	W, 5-2	1-0	Purcell	17,565
2	5/17	at Boston	L, 5-6	1-1	Ryder	17,565
3	5/19	vs. Boston	L, 0-2	1-2	Krejci	21,027
4	5/21	vs. Boston	W, 5-3	2-2	Gagne	21,216
5	5/23	at Boston	L, 1-3	2-3	Marchand	17,565
6	5/25	vs. Boston	W, 5-4	3-3	St. Louis	21,426
7	5/27	at Boston	L, 0-1	3-4	Horton	17,565

2014 PLAYOFF RESULTS
EASTERN CONFERENCE QUARTER-FINAL

GM	DATE	OPPONENT	RESULT	SERIES	GWG	ATTENDANCE
1	4/16	Montreal	L, 4-5 OT	0-1	Weise	19,204
2	4/18	Montreal	L, 1-4	0-2	Bourque	19,204
3	4/20	at Montreal	L, 2-3	0-3	Plekaneč	21,273
4	4/22	at Montreal	L, 3-5	0-4	Pacioretty	21,273

2015 PLAYOFF RESULTS
EASTERN CONFERENCE QUARTER-FINAL

GM	DATE	OPPONENT	RESULT	SERIES	GWG	ATTENDANCE
1	4/16	vs. Detroit	L, 2-3	0-1	Luke Glendening	19,204
2	4/18	vs. Detroit	W, 5-1	1-1	Alex Killorn	19,204
3	4/21	at Detroit	L, 0-3	1-2	Pavel Datsyuk	20,027
4	4/23	at Detroit	W, 3-2 OT	2-2	Tyler Johnson	20,027
5	4/25	vs. Detroit	L, 0-4	2-3	Riley Sheahan	19,204
6	4/27	at Detroit	W, 5-2	3-3	Tyler Johnson	20,027
7	4/29	vs. Detroit	W, 2-0	4-3	Braydon Coburn	19,204

EASTERN CONFERENCE SEMIFINAL

GM	DATE	OPPONENT	RESULT	SERIES	GWG	ATTENDANCE
1	5/1	at Montreal	W, 2-1 2OT	1-0	Nikita Kucherov	21,287
2	5/3	at Montreal	W, 6-2	2-0	Nikita Kucherov	21,287
3	5/6	vs. Montreal	W, 2-1	3-0	Tyler Johnson	19,204
4	5/7	vs. Montreal	L, 2-6	3-1	David Desharnais	19,204
5	5/9	at Montreal	L, 1-2	3-2	P.A. Parenteau	21,287
6	5/12	vs. Montreal	W, 4-1	4-2	Steven Stamkos	19,204


EASTERN CONFERENCE FINAL

GM	DATE	OPPONENT	RESULT	SERIES	GWG	ATTENDANCE
1	5/16	at NY Rangers	L, 1-2	0-1	Dominic Moore	18,006
2	5/18	at NY Rangers	W, 6-2	1-1	Tyler Johnson	18,006
3	5/20	vs. NY Rangers	W, 6-5 OT	2-1	Nikita Kucherov	19,204
4	5/22	vs. NY Rangers	L, 1-5	2-2	Chris Kreider	19,204
5	5/24	at NY Rangers	W, 2-0	3-2	Valtteri Filppula	18,006
6	5/26	vs. NY Rangers	L, 3-7	3-3	James Sheppard	19,204
7	5/29	at NY Rangers	W, 2-0	4-3	Alex Killorn	18,006

STANLEY CUP FINAL

GM	DATE	OPPONENT	RESULT	SERIES	GWG	ATTENDANCE
1	6/3	vs. Chicago	L, 1-2	0-1	Antoine Vermette	19,204
2	6/6	vs. Chicago	W, 4-3	1-1	Jason Garrison	19,204
3	6/8	at Chicago	W, 3-2	2-1	Cedric Paquette	22,336
4	6/10	at Chicago	L, 1-2	2-2	Brandon Saad	22,354
5	6/13	vs. Chicago	L, 1-2	2-3	Antoine Vermette	19,204
6	6/15	at Chicago	L, 0-2	2-4	Duncan Keith	22,424

TEAM PLAYOFF RECORDS



GAME

MOST

GOALS FOR, AT HOME
6 - May 20, 2015 vs. NY Rangers (6-5 OT)

GOALS FOR, ON ROAD
8 - April 23, 2011 (8-2) at Pittsburgh

GOALS AGAINST, AT HOME
8 - April 25, 2006 (4-8) vs. Ottawa

GOALS AGAINST, ON ROAD
7 - April 16, 1996 (7-3) at Philadelphia

GOALS BY BOTH TEAMS
12 - April 25, 2006 (OTT 8, TB 4) vs. Ottawa

POINTS FOR, AT HOME
15 - May 20, 2015 vs. NY Rangers (6g-9a)

POINTS FOR, ON ROAD
24 - April 23, 2011 (8g, 16A) at Pittsburgh

POINTS AGAINST, AT HOME
22 - April 25, 2006 (8g, 14A) vs. Philadelphia

POINTS AGAINST, ON ROAD
19 - April 16, 1996 (7g, 12A) vs. Philadelphia

POWER PLAY GOALS FOR, AT HOME
3 - Multiple Times, most recently May 25, 2011 vs. Boston

POWER PLAY GOALS FOR, ON ROAD
4 - Two times, last: May 3, 2015 at Montreal

POWER PLAY GOALS BY BOTH TEAMS
6 - April 25, 2006 vs. Ottawa (TB 3, OTT 3)

POWER PLAY GOALS AGAINST, AT HOME
3 - April 12, 2003 vs. Washington
April 25, 2006 vs. Ottawa

POWER PLAY GOALS AGAINST, ON ROAD
3 - April 15, 1996 at Philadelphia

POWER PLAY ATTEMPTS FOR, AT HOME
11 - April 25, 2006 vs. Ottawa (3-11)

POWER PLAY ATTEMPTS FOR, ON ROAD
9 - April 25, 1996 at Philadelphia (0-9)
April 21, 2006 at Ottawa (1-9)

POWER PLAY ATTEMPTS AGAINST, AT HOME
7 - Multiple times, most recently April 18, 2007 vs. New Jersey (1-7)

POWER PLAY ATTEMPTS AGAINST, ON ROAD
13 - April 25, 1996 at Philadelphia (3-13)

SHORTHANDED GOALS FOR, AT HOME
1 - Two times, last: April 16, 2015 vs. Detroit (Brian Boyle at 14:31, 1st)

SHORTHANDED GOALS FOR, ON ROAD
1-11 times, last: May 18, 2015 at NY Rangers (Tyler Johnson at 5:38, 1st)

SHORTHANDED GOALS AGAINST, AT HOME
1 - Multiple times, last: May 7, 2015 vs. Montreal (Max Pacioretty at 8:43, 1st)

SHORTHANDED GOALS AGAINST, ON ROAD
1 - May 15, 2004 @ Philadelphia (Primeau)
April 21, 2006 @ Ottawa (Fisher)

SHOTS FOR, AT HOME
46 - April 16, 2015 vs. Detroit

SHOTS FOR, ON ROAD
46 - April 20, 2003 at Washington (3 OT)

SHOTS AGAINST, AT HOME
53 - April 20, 2011 vs. Pittsburgh

SHOTS AGAINST, ON ROAD
61 - April 20, 2003 at Washington (3 OT)

SHOTS BY BOTH TEAMS
107 - April 20, 2003 at Washington (3 OT, WSH 61, TB 46)

PENALTY MINUTES FOR, AT HOME
79 - April 25, 2006 vs. Ottawa

PENALTY MINUTES FOR, ON ROAD
79 - April 25, 1996 at Philadelphia

PENALTY MINUTES AGAINST, AT HOME
60 - April 25, 2006 vs. Ottawa

PENALTY MINUTES AGAINST, ON ROAD
67 - May 27, 2004 @ Calgary

PENALTY MINUTES BY BOTH TEAMS
139 - April 25, 1996 at Philadelphia (PHI 60, TB 79)

PENALTY MINUTES BY BOTH TEAMS
April 25, 2006 vs. Ottawa (OTT 60, TB 79)

FEWEST GOALS BY BOTH TEAMS
1 - Multiple times, most recently May 27, 2011 vs. Boston (0-1)

POINTS BY BOTH TEAMS
3 - Multiple teams, most recently May 27, 2011 vs. Boston (0-1)

SHOTS FOR, AT HOME
15 - June 7, 2004 vs. Calgary

SHOTS FOR, ON ROAD
15 - April 24, 2003 at New Jersey

SHOTS AGAINST, AT HOME
14 - April 16, 2015 vs. Detroit

SHOTS AGAINST, ON ROAD
14 - April 20, 2007 at New Jersey

SHOTS BY BOTH TEAMS
32 - June 7, 2004 vs. Calgary

PERIOD

MOST

GOALS FOR

3 - Multiple times, last: May 20, 2015 vs. NY Rangers (2nd)

GOALS AGAINST

5 - May 26, 2015 vs. NY Rangers (3rd period), May 17, 2011 at Boston (2nd)

SHOTS FOR, AT HOME

19 - April 16, 2015 vs. Detroit (3rd)

SHOTS FOR, ON ROAD

16 - April 21, 2006 at Ottawa (1st period)

SHOTS FOR IN OVERTIME

14 - April 20, 2003 at Washington (1st overtime)

SHOTS AGAINST, AT HOME

18 - April 20, 2011 vs. Pittsburgh (2nd period)

April 21, 1996 vs. Philadelphia (2nd period)

SHOTS AGAINST, ON ROAD

18 - Multiple times, most recently May 17, 2011 at Boston (1st period)

SHOTS AGAINST IN OVERTIME

14 - April 20, 2003 at Washington (2nd overtime)

FEWEST

SHOTS FOR, AT HOME

3 - April 18, 2003 vs. Washington (1st period)

June 3, 2003 vs. Calgary (2nd period)

SHOTS FOR, ON ROAD

3 - Multiple times, most recently May 1, 2011 at Washington (2nd period)

SHOTS AGAINST, AT HOME

3 - June 7, 2004 vs. Calgary (1st period)

SHOTS AGAINST, ON ROAD

2 - Multiple times, most recently April 20, 2007 at New Jersey (3rd period)

SHOTS FOR IN OVERTIME

1 - Multiple times, most recently April 20, 2011 vs. Pittsburgh (2nd Overtime)

SHOTS AGAINST IN OVERTIME

0 - Multiple times, most recently June 5, 2004 at Calgary (2nd Overtime)

MISCELLANEOUS

LARGEST MARGIN OF VICTORY, AT HOME

4 - April 18, 2015 vs. Detroit (5-1), April 23, 2004 vs. Montreal (4-0)

LARGEST MARGIN OF VICTORY, ON ROAD

6 - April 23, 2011 at Pittsburgh (8-2)

LARGEST MARGIN OF DEFEAT, AT HOME

5 - April 27, 1996 vs. Philadelphia (1-6)

LARGEST MARGIN OF DEFEAT, ON ROAD

4 - April 16, 1996 at Philadelphia (3-7)

FASTEST

GOAL FROM START OF GAME, FOR

0:13 - Adam Hall, May 17, 2011 at Boston

GOAL FROM START OF GAME, AGAINST

0:11 - Rene Bourque, April 20, 2014 at Montreal

GOAL FROM START OF 2ND PERIOD, FOR

0:24 - Brad Richards, May 18, 2004 vs. Philadelphia

GOAL FROM START OF 2ND PERIOD, AGAINST

0:39 - Pat Falloon, April 21, 1996 vs. Philadelphia

GOAL FROM START OF 3RD PERIOD, FOR

0:20 - Paul Ranger, April 25, 2006 vs. Ottawa

GOAL FROM START OF 3RD PERIOD, AGAINST

0:36 - Keith Primeau, May 13, 2004 at Philadelphia

GOAL FROM START OF OVERTIME, FOR

1:05 - Brad Richards, April 27, 2004 at Montreal

GOAL FROM START OF OVERTIME, AGAINST

2:09 - Jamie Langenbrunner, April 26, 2003 at New Jersey

2 GOALS FOR

0:19 - May 14, 2011 at Boston (Bergenheim at 11:15 and Clark at 11:34 of 1st period)

2 GOALS AGAINST

0:18 - April 13, 2011 at Pittsburgh (Kovalev at 6:05 and Asham at 6:23 of 3rd Period)

3 GOALS FOR

1:25 - May 14, 2011 at Boston (Bergenheim at 11:15, Clark at 11:34 and Purcell at 12:40 of the 1st period)

3 GOALS AGAINST

4:12 - May 26, 2015 vs. NY Rangers (Miller at 3:02, Sheppard at 3:00, and Brassard at 7:14 of the 3rd period)

4 GOALS FOR

8:34 - April 23, 2011 at Pittsburgh (Gagne at 16:57 and Stamkos at 17:43 of 1st, and Lecavalier at 1:55 and Gagne at 5:31 of the 2nd period)

4 GOALS AGAINST

7:19 - May 26, 2015 vs. NY Rangers (Miller at 3:02, Sheppard at 3:00, Brassard at 7:14, and Nash at 10:21 of the 3rd period)

INDIVIDUAL PLAYOFF RECORDS

SKATERS

GAMES PLAYED

MOST GAMES, SEASON

26 - Accomplished by multiple players

GOALS

MOST GOALS, PERIOD

2 - Multiple players, last: Nikita Kucherov, May 26, 2015 vs. NY Rangers (3rd)

MOST GOALS, GAME

3 - Tyler Johnson, May 18, 2015 vs. NY Rangers

MOST GOALS, SERIES

6 - Ruslan Fedotenko (2004 ECF vs. Philadelphia), Nikita Kucherov (2015 ADF vs. Montreal)

MOST GOALS, SEASON

13 - Tyler Johnson (2015)

MOST GOALS, CENTER, SERIES

5 - Vincent Lecavalier (2004 ECSF vs. MTL)
Vincent Lecavalier (2007 ECQF vs. NJ)

MOST GOALS, CENTER, SEASON

13 - Tyler Johnson (2015)

MOST GOALS, LEFT WING, SERIES

6 - Ruslan Fedotenko (2004 ECF vs. Philadelphia)

MOST GOALS, LEFT WING, SEASON

12 - Ruslan Redotenko (2004)

MOST GOALS, RIGHT WING, SERIES

6 - Nikita Kucherov (2015 ADF vs. Montreal)

MOST GOALS, RIGHT WING, SEASON

10 - 10 Martin St. Louis (2011), Nikita Kucherov (2015)

MOST GOALS, DEFENSEMAN, SERIES

2 - Multiple players, last: Jason Garrison (2015)

MOST GOALS, DEFENSEMAN, SEASON

2 - Multiple times, most recently Pavel Kubina and Marc-Andre Bergeron (2011)

MOST POWER PLAY GOALS, SERIES

4 - Ruslan Fedotenko (2004 ECF vs. Philadelphia)

MOST POWER PLAY GOALS, SEASON

7 - Brad Richards (2004)

MOST SHORT-HANDED GOALS, SERIES

1 - Multiple Players, most recently Ondrej Palat (2014 ECQF)

MOST SHORT-HANDED GOALS, SEASON

2 - Multiple players, last: Brian Boyle, Tyler Johnson, and Cedric Paquette (2015)

MOST GAME WINNING GOALS, SERIES

3 - Martin St. Louis (2003)

MOST GAME WINNING GOALS, SEASON

7 - Brad Richards (2004)

MOST OVERTIME GOALS, SERIES

1 - Multiple players, last: Nikita Kucherov (2015 ECF vs. NY Rangers)

MOST OVERTIME GOALS, SEASON

2 - Martin St. Louis (2004), Nikita Kucherov (2015)

ASSISTS

MOST ASSISTS, PERIOD

2 - Multiple players, last: Victor Hedman, May 20, 2015 vs. NY Rangers (2nd)

MOST ASSISTS, GAME

3 - Multiple players, last: Nikita Kucherov, May 18, 2015 vs. NY Rangers

MOST ASSISTS, SERIES

6 - Multiple Players, most recently Vincent Lecavalier (2011 ECF vs. Boston)

MOST ASSISTS, SEASON

15 - Martin St. Louis (2004)

MOST ASSISTS, CENTER, SERIES

6 - Vincent Lecavalier (2011 ECF vs. Boston)

MOST ASSISTS, CENTER, SEASON

14 - Brad Richards (2004)

MOST ASSISTS, LEFT WING, SERIES

5 - Multiple Players, most recently Simon Gagne (2011 ECQF vs. Pittsburgh)

MOST ASSISTS, LEFT WING, SEASON

13 - Dave Andreychuk (2004)

MOST ASSISTS, RIGHT WING, SERIES

6 - Multiple Players, most recently Teddy Purcell (2011 ECSF vs. Washington)

MOST ASSISTS, RIGHT WING, SEASON

15 - Martin St. Louis (2004)

MOST ASSISTS, DEFENSEMAN, SERIES

5 - Dan Boyle (2003 ECQF vs. Washington)

MOST ASSISTS, DEFENSEMAN, SEASON

13 - Victor Hedman (2015)

POINTS

MOST POINTS, PERIOD

2 - Multiple players, last: Nikita Kucherov, June 6, 2015 (2nd)

MOST POINTS, GAME

4 - Vincent Lecavalier, May 17, 2011 at Boston (1g-3a-4p)

MOST POINTS, SERIES

9 - Multiple players, last: Tyler Johnson (2015 ECF vs. NY Rangers, 4g-5a)

MOST POINTS, SEASON

26 - Brad Richards (2004)

MOST POINTS, CENTER, SERIES

9 - Brad Richards (2004 SCF vs. Calgary, 4g-5a-9p)

MOST POINTS, CENTER, SEASON

9 - Brad Richards (2004 SCF vs. Calgary 4g-5a), Tyler Johnson (2015 ECF vs. NY Rangers, 4g-5a)

MOST POINTS, LEFT WING, SERIES

8 - Fredrik Modin (2004 ECQF vs. New York Islanders, 3-5-8)

MOST POINTS, LEFT WING, SEASON

19 - Fredrik Modin (2004, 8-11-19)

MOST POINTS, RIGHT WING, SERIES

9 - Martin St. Louis (2003 ECQF vs. Washington, 5g-4a-9p)

MOST POINTS, RIGHT WING, SEASON

24 - Martin St. Louis (2004, 9g-15a-24p)

MOST POINTS, DEFENSEMAN, SERIES

6 - Paul Ranger (2006 ECQF vs. Ottawa, 2g-4a-6p)

MOST POINTS, DEFENSEMAN, SEASON

14 - Victor Hedman (2015, 1g-13a)

SHOTS

MOST SHOTS, GAME

8 - Multiple Players, most recently Martin St. Louis, May 1, 2011 at Washington

MOST SHOTS, SERIES

30 - Vincent Lecavalier, 2007 ECQF vs. New Jersey

MOST SHOTS, SEASON

88 - Brad Richards (2004)

PENALTIES

MOST PENALTY MINUTES, PERIOD

24 - Chris Dingman, May 27, 2004 vs. Calgary (3rd Period)

MOST PENALTY MINUTES, GAME

24 - Chris Dingman, May 27, 2004 vs. Calgary

MOST PENALTY MINUTES, SERIES

34 - Pavel Kubina (2004 ECF vs. Philadelphia)

MOST PENALTY MINUTES, SEASON

63 - Chris Dingman (2004)

PLUS/MINUS

HIGHEST PLUS/MINUS RATING, GAME

+4 - Simon Gagne, May 21, 2011 vs. Boston

HIGHEST PLUS/MINUS RATING, SERIES

6 - Multiple players, last: Victor Hedman (2015 ADS vs. Detroit)

HIGHEST PLUS/MINUS RATING, SEASON

11 - Victor Hedman (2015)

GOALTENDERS

MOST GAMES, SERIES

7 - Multiple players, last: Ben Bishop (2015 ECF vs. NY Rangers)

MOST GAMES, SEASON

25 - Ben Bishop (2015)

MOST MINUTES PLAYED, SERIES

455 - Nikolai Khabibulin vs. Calgary (2004 SCF)

MOST MINUTES PLAYED, SEASON

1459 - Ben Bishop (2015)

MOST CONSECUTIVE STARTS, SERIES

7 - Multiple players, most recently Ben Bishop (2015 ECF vs. NY Rangers)

MOST CONSECUTIVE STARTS, SEASON

23 - Two times, last: Ben Bishop (2015)

MOST WINS, SERIES

4 - Multiple players, last: Ben Bishop (2015 ECF vs. NY Rangers)

MOST WINS, SEASON

16 - Nikolai Khabibulin (2004)

LONGEST SHUTOUT STREAK, GAME

97:45 - John Grahame, May 2, 2003 at New Jersey (Goals at 13:27 of 1st Period and 11:12 of 3rd Overtime)

LONGEST SHUTOUT STREAK, SERIES

147:05 - Nikolai Khabibulin, April 10, 2004 - April 16, 2004 vs. New York Islanders

LONGEST SHUTOUT STREAK, SEASON

147:05 - Nikolai Khabibulin, April 10, 2004 - April 16, 2004 vs. New York Islanders (Goal at 3:36 of 3rd period on April 10 and goal at 10:41 of the 1st period on April 16)

LOWEST GOALS AGAINST AVERAGE, SERIES (MINIMUM 60 MINUTES)

0.79 - Nikolai Khabibulin (2004 vs. NYI)

LOWEST GOALS AGAINST AVERAGE, SEASON (MINIMUM 240 MINUTES)

1.71 - Nikolai Khabibulin (2004)

MOST GOALS AGAINST, PERIOD

5 - Dwayne Roloson, May 17, 2011 at Boston (2nd Period)

MOST GOALS AGAINST, GAME

6 - Dwayne Roloson, May 17, 2011 at Boston

MOST GOALS AGAINST, SERIES

19 - Ben Bishop (2015 ECF vs. NY Rangers)

MOST GOALS AGAINST, SEASON

53 - Ben Bishop (2015)

MOST SHOTS AGAINST, PERIOD

18 - Multiple Players, most recently Dwayne Roloson (May 17, 2011 at Boston (1st period)

MOST SHOTS AGAINST, GAME

61 - Nikolai Khabibulin, April 20, 2003 at Washington

MOST SHOTS AGAINST, SERIES

256 - Dwayne Roloson vs. Pittsburgh (2011 ECQF)

MOST SHOTS AGAINST, SEASON

669 - Ben Bishop (2015)

MOST SAVES, PERIOD

18 - Dwayne Roloson, April 13, 2011 at Pittsburgh (2nd period)

MOST SAVES, GAME

60 - Nikolai Khabibulin, April 20, 2003 at Washington

MOST SAVES, SERIES

243 - Dwayne Roloson, 2011 ECQF vs. Washington

MOST SAVES, SEASON

616 - Ben Bishop (2015)

HIGHEST SAVE PERCENTAGE, SERIES (MINIMUM 60 MINUTES)

.972 - Nikolai Khabibulin vs. New York Islanders (2004 ECQF)

HIGHEST SAVE PERCENTAGE, SEASON (MINIMUM 240 MINUTES)

.933 - Nikolai Khabibulin (2004)



MISC

IN THE COMMUNITY

THE LIGHTNING FOUNDATION

The Lightning Foundation is dedicated to investing its resources and leadership for the enrichment of the people of Tampa Bay, focusing on meeting basic human needs and enhancing lives.

LIGHTNING COMMUNITY HEROES

The Lightning Community Hero Program celebrates our community's heroes in a unique and electrifying way. At each of the team's 41 regular season home games, the Lightning honor a Community Hero and award \$50,000 to an eligible non-profit organization that represented that Hero's cause. Over the course of the season, a total of \$2,050,000 is awarded to eligible 501c3 organizations. Fans are encouraged to log on to <http://tampabaylightning.com/heroes> to receive additional details about this year's program, as well as to nominate deserving individuals who are making the Tampa Bay area a better place to live, work and play.

TAMPA BAY SPORTS & ENTERTAINMENT STAFF IN THE COMMUNITY

As a unified staff of the Tampa Bay Lightning, Tampa Bay Storm and Amalie Arena, the mission is to make an impact in the community we call home. As a result, the C.H.A.R.G.E. program was developed - Contributing Hours Across our Region through our Generous Employees. Each month, without fail, the TBSE family will be in the community giving back. Our main objective is to CHARGE throughout Tampa Bay volunteering a minimum of 4,000 hours at various non-profits each fiscal year. In 2014-2015 over 5,000 hours of volunteer service were completed at over 60 charitable organizations.

COMMUNITY RELATIONS

The Tampa Bay Lightning organization understands the vital role it plays in the community and the responsibilities that are attached to being a premier sports team in the Tampa Bay area. The Lightning's mission is to lead by example, inspire others, and offer hope to those less fortunate in order to create a lasting impact in the Tampa Bay community.

The Community Relations Department provides support to the community in a variety of ways, including participating in charity fundraisers and helping local non-profit entities grow awareness of their causes. The Lightning also helps local organizations raise money with in-kind donations such as autographed memorabilia. Donation requests can be made online through the request form at www.tampabaylightning.com, by clicking on the In-Kind Merchandise Donations link under the "Community" tab.

Lightning players, coaches and their wives/girlfriends play an important role in giving back to the Tampa Bay community. Despite their hectic schedules, players and wives/girlfriends participate in Lightning fundraisers, local public appearances, school appearances, hospital visits and community programs, all aimed at assisting Bay Area children and families. Tampa Bay Lightning players also purchase game tickets, which are donated back to local charities and youth hockey organizations of the players' choice. In addition, several Lightning players have their own community programs. Steven Stamkos lends his efforts to serving as Spokeschampion for St. Joseph's Children's Hospital Kids Are Heroes program and through chairing the Ronald McDonald House of Tampa Bay's Light a Light Share a Night campaign. Ryan Callahan provides suite nights as respite for families battling pediatric cancer. The players, coaches and their families will again host a special holiday party for deserving children, hold food drives in conjunction with the Metropolitan Ministries and conduct toy drives for Marine Corps Reserve Toys for Tots.

EDUCATIONAL PROGRAMS

The Tampa Bay Lightning and the Lightning Foundation host a number of enriching educational programs for the children in the Tampa Bay community. The Lightning mascot, ThunderBug, is always on a community power play attending various charitable events, hospitals, company functions, youth centers and local schools. The Lightning also reaches students K-12 with a variety of education programs:

"Score with Reading", presented by Bright House Networks reaches first grade students across the Bay Area stressing the importance of reading as well as literacy. Students are incentivized with game tickets for reaching a goal of 500 or 1,000 minutes read over a six week period.

"Hockey by the Numbers", facilitated by Rick Peckham and sponsored by Stantec, bridges hockey with math concepts for easy learning to 4th and 5th graders in the Hillsborough County School District.

In a partnership between the Lightning and (J.P. Morgan) Chase, we have the privilege of honoring outstanding educators throughout the hockey season, choosing principals and teachers making an impact from excelling schools across the Bay Area. Educators are recognized at a home Lightning game amidst friends, colleagues and Lightning Fans. "Outstanding Educators", presented by Chase.

"Fit Families for Life", sponsored by Blue Cross and Blue Shield of Florida, provides students and their families the opportunity to learn and apply information about exercise, nutrition and good decision making that will empower them to be "Fit for Life." This program will begin its seventh year at Academy Prep Center.

Additionally, Lightning staff participate annually in a High School Career Day and the Great American Teach-In.

These programs are designed to help make learning fun and ensure all Tampa Bay area students obtain a quality education leading to a bright future.

COMMUNITY HOCKEY INITIATIVES

In a continuing effort to reach out to the community and spread the growth of hockey in the region, the Lightning has created numerous fan development and youth hockey programs. These programs include the NHL/NHLPA "Future Goals" education program, the year-round Lightning Made clinics and hockey camps, the Tampa Bay Lightning sled hockey team, the Bright House Networks Mite Intermissions, youth hockey fundraising, coaches' clinics, the Lightning diversity program, Street Lightning presented by Chase, the Lightning High School Hockey League IGF "Build the Thunder", girls youth hockey, roller hockey and Hockey 'N Heels (Hockey 101 for women) to name a few. Many of these programs are free of charge or may be used as fundraising opportunities for local nonprofit organizations. These programs reach more than 150,000 children and adults of all ages through hundreds of events each year.

If you are interested in learning more about any of the above these activities, please visit the Community section of www.tampabaylightning.com or call 813.301.6500.

NATIONAL HOCKEY LEAGUE

NEW YORK

1185 Avenue of the Americas
New York, NY 10036

Phone: 212-789-2000

Fax: 212-789-2020

Fax: 212-789-2070

MONTRÉAL

1800 McGill College Avenue,
Suite 2600

Montréal, Québec, H3A 3J6

Phone: 514-841-9220

Fax: 514-841-1070

TORONTO

50 Bay Street, 11th Floor
Toronto, Ontario, M5J 2X8

Phone: 416-359-7900

Fax: 416-981-2769

EXECUTIVES

Commissioner

Gary B. Bettman

Deputy Commissioner

William Daly

Chief Operating Officer

John Collins

Senior Executive Vice President of Hockey Operations

Colin Campbell



REFEREES

NAME	SWEATER #
Brenk, Jake	42
Charron, Francis	6
*Chmielewski, Tom	43
Dwyer, Gord	19
Furlatt, Eric	27
*Hanson, Trevor	47
Hasenfratz, Mike	2
Hebert, Ghislain	22
Hebert, Jean	15
Jackson, Dave	8
Joannette, Marc	25
Kimmerly, Greg	18
Kowal, Tom	32
Kozari, Steve	40
L'Ecuyer, Frederick	17
LaRue, Dennis	14
Lee, Chris	28
Leggo, Mike	3
*Lemelin, Mark	41
*Lewis, Dave	46
Luxmore, Thomas John	21
Martell, Rob	26
McCaughey, Wes	4
*McIsaac, Jon	45
Meier, Brad	34
Morton, Dean	36
*Nicholson, Kendrick	44
O'Halloran, Dan	13
O'Rourke, Dan	9
Peel, Tim	20
Pochmara, Brian	16
Pollock, Kevin	33
*Rank, Garrett	48
Rehman, Kyle	37
*Romasko, Evgeny	39
Rooney, Chris	5
Skilliter, Graham	24
St. Pierre, Justin	12
St-Laurent, Francois	38
Sutherland, Kelly	11
Walsh, Ian	29
Watson, Brad	23

LINESMEN

NAME	NUMBER
*Alphonso, Shandor	52
Amell, Derek	75
Barton, Steve	59
*Berg, Devin	87
Brisebois, David	96
Cameron, Lonnie	74
Cherrey, Scott	50
Cormier, Michel	76
Cvik, Mike	88
Devorski, Greg	54
Driscoll, Scott	68
Galloway, Ryan	82
*Gawryletz, Brandon	64
Gibbons, Ryan	58
Gibbs, Darren	66
*Grandt, John	98
Henderson, Don	91
Heyer, Shane	55
Kovachik, Brad	71
*Knorr, Trent	63
Lazarowich, Brad	86
Mach, Brian	78
MacPherson, Matt	83
McElman, Andy	90
Miller, Steve	89
Murchison, Kiel	79
Murphy, Brian	93
Murray, Jonny	95
Nansen, Derek	70
Nelson, Thor	80
Nowak, Tim	77
Pancich, Bryan	94
Racicot, Pierre	65
Rody, Vaughan	73
Sericolo, Anthony	84
Sharrers, Jay	57
Shewchuk, Mark	92
Wheler, Mark	56

• Minor league officials

TERMS GLOSSARY

ALTERCATION: Physical incident between at least two players resulting in either one penalty or numerous penalties

BOARDING: Checking an opponent into the boards from behind.

BUTT ENDING: Jabbing, or attempting to jab, an opponent with the shaft of the stick.

CHARGING: Taking more than three skating strides prior to checking an opponent.

CHECKING FROM BEHIND: Skating up behind an opponent and checking him from behind.

CROSS-CHECKING: Hitting an opponent with both hands on the stick and no part of the stick on the ice.

DELAYED OFFSIDES: When defensive team regains puck after attacking player precedes puck into offensive zone, it can move puck out of the zone without contact or an attempt to delay the play from offensive players.

DELAYING THE GAME: When player purposely knocks, shoots or throws puck into benches or stands - or pushes net off moorings - in attempt to delay the game.

ELBOWING: Striking opponent with elbow in attempt to impeded or disrupt.

FIGHTING: When players throw punches with closed fists.

GAME MISCONDUCT: When a player gets thrown out of a game.

GOALTENDERS' PENALTIES: A goaltender shall not be sent to the penalty box for an infraction, but instead the minor penalty shall be served by another member of his team who was on the ice when the infraction was committed.

HAND PASS: Players can't close their hands on the puck, pick it up from the ice or throw it.

HEAD BUTT: Hitting an opponent with head, or going in head first on a body check.

HIGH-STICKING: Striking your opponent while carrying the stick above shoulder level.

HOLDING: Player grabs an opponent or opponent's equipment to impede progress.

HOOING: Using blade of stick to pull or tug at opponent.

INTERFERENCE: Illegal body contact with an opponent who is not in possession of the puck, or knocking an opponent's fallen stick out of his reach.

KNEEING: Hitting opponent with knee.

MAJOR PENALTIES: Any player, except the goaltender, shall be ruled off the ice for five minutes during which time no substitute shall be permitted. The player who is serving the five minute major must stay in the penalty box for the full five, regardless if a goal is scored upon the "shorthanded" team.

MATCH PENALTY: Any player, including the goaltender, will be ejected immediately for deliberately injuring another player. A teammate must serve a five minute major for the ejected player. Players are also subject to a monetary fine from the NHL for the infraction.

MINOR PENALTIES: Any player, other than the goaltender, shall be ruled off the ice for two minutes during which time no substitute shall be permitted. If the shorthanded team is scored upon before the two minutes elapse, the player in the penalty box is automatically released.

MISCONDUCT PENALTY: Any player, other than the goaltender, shall be ruled off the ice for a period of ten minutes. A substitute player is permitted to immediately replace a player serving a misconduct penalty. A player whose misconduct penalty has expired shall remain in the penalty box until the next stoppage of play.

OFFSIDES: The blue lines carve the ice into three zones - one for each team with a neutral zone sandwiched in between. No member of an attacking team can cross the blue line and enter the opposing team's zone until the puck does. If any attacking player crosses the line before the puck, that's offside, and the official blows the whistle and the puck comes back out to center ice for a face-off. Once the defensive team has successfully cleared puck back across the blue line and into the neutral zone, everyone from the attacking team also has to clear the offensive zone and begin the attacking process all over again.

PENALTY SHOT: Offensive player awarded penalty shot if illegally checked or impeded on breakaway. Puck placed at center ice and player moves in one-on-one on goaltender for a shot.

SLASHING: Hitting an opposing player with the stick or swinging the stick at an opposing player.

SPEARING: Stabbing an opponent with the point of the stick blade while the stick is being carried in one or both hands.

TIME OUT: Stop in play.

TRIPPING: Player uses stick, arm or leg to knock over an opponent.

WASH-OUT: Officials signal for no penalty, goal, icing, offside or high-sticking on play.

MEDICAL GLOSSARY

A

ABDUCTION: Movement of a joint away from the center of the body.

AC JOINT (ACROMIOLAVICULAR JOINT): Joint of the shoulder where acromion process of the shoulder blade and the distal end of the collarbone meet; most shoulder separations occur at this point.

ADDUCTION: Movement of a joint toward the center of the body.

ADHESION: Abnormal adherence of collagen fibers to surrounding structures during immobilization following trauma or as a complication of surgery which restricts normal elasticity of the structures involved; or scar tissue which forms after trauma or surgery which can restrict normal motion.

AEROBIC: Exercise in which energy needed is supplied by oxygen inspired and is required for sustained periods of vigorous exercise with a continually high pulse rate.

ANABOLIC STEROIDS: Steroids that promote tissue growth by creating protein in an attempt to enhance muscle growth. The main anabolic steroid is testosterone (male sex hormone).

ANAEROBIC: Exercise without the use of oxygen as an energy source; short bursts of vigorous exercise.

ANTERIOR CRUCIATE LIGAMENT (ACL): A primary stabilizing ligament within the center of the knee joint that prevents hyperextension and excessive rotation of the joint. A complete tear of the ACL necessitating reconstruction could require up to 12 months of rehabilitation.

ANTI INFLAMMATORY: Any agent which prevents inflammation, such as aspirin or ibuprofen.

ARTERIOGRAM: A film demonstrating arteries after injection of a dye.

ARTHOGRAM: X ray technique for joints using air and/or dye injected into the affected area; useful in diagnosing meniscus tears of the knee and rotator cuff tears of the shoulder.

ARTHROSCOPE: An instrument used to visualize the interior of a joint cavity.

ARTHROSCOPY: A surgical examination of the internal structures of a joint by means of observation through an arthroscope. An arthroscopic procedure can be used to remove or repair damaged tissue or as a diagnostic procedure in order to inspect the extent of any damage or confirm a diagnosis.

ATROPHY: To shrivel or shrink from disuse; as in muscular atrophy.

B

BAKER'S CYST: Localized swelling of a bursa sac in the back of the knee as a result of fluid that has escaped from the knee capsule. A Baker's cyst indicates that there is a trauma inside the knee joint that leads to excessive fluid production.

BONE SCAN: An imaging procedure in which a radioactive labeled substance is injected into the body to determine the status of a bone injury. If the radioactive substance is taken up by the bone at the injury site, the injury will show as a 'hot spot' on the scan image. The bone scan is particularly useful in the diagnosis of stress fractures.

BURSA: A fluid filled sac located in areas where friction is likely to occur. The bursa sac minimizes the friction, for example, between a tendon and bone.

C

CARTILAGE: Smooth, slippery substance preventing two ends of bones from rubbing together and grating. Most joints use this to cover bones next to each other. A meniscus is made of cartilage.

CAT SCAN (COMPUTERIZED TOMOGRAPHY): Use of a computer to produce a cross-sectional view of the anatomical part being investigated from x ray data.

CHONDRMALACIA: Roughening of the articular cartilage. Best known for the roughening of the underside of the kneecap, which can occur in any kneecap injury.

CLAVICLE: Collarbone; the bone connecting the breastbone with the shoulder blade.

CLOSED REDUCTION: Re-alignment of a fracture or dislocation without surgery.

COCCYX: The 'tailbone,' a group of four vertebrae that are fused together to form a small triangular bone, located at the terminal end of the spine.

CONCUSSION: Jarring injury of the brain resulting in dysfunction. It can be graded as mild, moderate or severe, depending on loss of consciousness, amnesia and loss of equilibrium.

CONTUSION: An injury to a muscle and tissues caused by a blow from a blunt object.

CORTICOSTEROIDS: Used to suppress joint inflammation and inflammation in a bursa or near tendons.

CRYOTHERAPY: A treatment with the use of cold.

CYST: Abnormal sac containing liquid or semi solid matter.

D

DEGENERATIVE JOINT DISEASE: Changes in the joint surfaces as a result of repetitive trauma and 'wear and tear'.

DELTOID LIGAMENT: Ligament that connects the tibia to bones of the medial aspect of the foot and is primarily responsible for stability of the ankle on the medial side. Is sprained less frequently than other ankle ligaments.

DELTOID MUSCLE: Muscles at the top of the arm, just below the shoulder, responsible for shoulder motions in the front, side and back.

DISC, INTERVERTEBRAL: A flat, rounded plate between each vertebrae of the spine. The disc consists of a thick fiber ring which surrounds a soft gel like interior. It functions as a cushion and shock absorber for the spinal column.

DISLOCATION: Complete displacement of joint surfaces.

E

ELECTROMYOGRAM (EMG): Test to determine nerve function.

EPICONDYLITIS: Inflammation of tendons at the elbow due to overuse. Common in

tennis players (outer part of elbow) and golfers (inner part of elbow)

ETIOLOGY: Study of the cause of injury and disease.

EXTENSION: Action of straightening of a joint as achieved by an extensor muscle.

F

FASCIA: A connective tissue sheath consisting of fibrous tissue and fat which unites the skin to the underlying tissue.

FAT PERCENTAGE: The amount of body weight that is adipose, fat tissue. Fat percentage can be calculated by underwater weighing, measuring select skinfold thickness or by analyzing electrical impedance.

FEMUR: Thighbone; longest bone in the body.

FIBULA: Smaller of the two bones in the lower leg; runs from the knee to the ankle along the outside of the lower leg.

FLEXIBILITY: The ability of muscle to relax and yield to stretch forces.

FRACTURE: Breach in continuity of a bone. Types of fractures include simple, compound, comminuted, greenstick, incomplete, impacted, longitudinal, oblique, open, stress or transverse.

G

GLENOHUMERAL: The shoulder girdle; consists of the glenoid capsule, head of the humerus and labrum.

GLENOID: Cavity of the scapula into which the head of the humerus fits to form the shoulder girdle.

GLENOID LABRUM: A rim of fibrocartilaginous tissue attached around the margin of the glenoid fossa.

GRADE ONE INJURY: A mild injury in which ligament, tendon or other musculoskeletal tissue may have been stretched, but not torn or otherwise disrupted.

GRADE TWO INJURY: A moderate injury in which musculoskeletal tissue has been partially, but not totally torn, causing appreciable limitation in function of the injured tissue.

GRADE THREE INJURY: A severe injury in which tissue loss has been significant, and in many cases, totally torn or otherwise disrupted, causing a virtual loss of function.

GROIN: Junction of the thigh and abdomen, location of muscles that rotate, flex and adduct the hip.

H

HAMMER TOE: Condition when the first digit of a toe is at a different angle that the remaining digits of the same toe.

HAMSTRING: Category of muscle that runs from the buttocks to the knee along the back of the thigh. It functions to flex the knee and is often times injured as a result of improper conditioning or lack of muscle flexibility.

HEMARTHROSIS: Accumulation of blood within a joint as a result of an acute injury.

HEMATOMA: Mass produced by an accumulation of coagulated blood in a cavity or in soft tissues.

HIGH ANKLE SPRAIN: Disruption of thick connective tissue between the tibia and fibula above the ankle joint.

HIP POINTER: Contusion to the iliac crest.

HYDROTHERAPY: Treatment using water.

HYPEREXTENSION: Extreme extension of a limb or body part.

I

ICE AND STIMULATION: Use of ice to reduce inflammation and muscle stimulation by

surface electrodes to maintain muscle strength used in rehabilitation of injury.

ILIOTIBIAL BAND: A thick, wide fascial layer that runs from the iliac crest to the knee joint on the outside of the thigh.

INFLAMMATION: The body's natural response to injury in which the injury site might display various degrees of pain, swelling, heat, redness and/or loss of function.

ISOMETRIC CONTRACTION: Muscular contraction in which tension is developed but no mechanical work is done.

L

LABRUM (LABRUM GLENOIDULE): The cartilage of the glenoid cavity in the shoulder. A lip edged or lip like structure.

LATERAL COLLATERAL LIGAMENT (LCL): Ligament of the knee along the outer aspect that connects the femur to the fibula. It provides lateral stability to the joint.

LIGAMENT: Band of fibrous tissue that connects bone to bone or bone to cartilage and supports and strengthens joints.

M

MAGNETIC RESONANCE IMAGING (MRI): Imaging procedure in which a radio frequency pulse causes certain electrical elements of the injured tissue to react to this pulse and through this process a computer display and permanent film establish a visual image. MRI does not require radiation and is very useful in the diagnosis of soft tissue, disc and meniscus injuries.

MANDIBLE: Jaw bone

MEDIAL COLLATERAL LIGAMENT (MCL): Ligament of knee along the inner aspect that connects the femur to the tibia.

MENISCUS: Crescent-shaped cartilage, usually pertaining to the knee joint; also known as cartilage. There are two menisci in the knee - medial and lateral. These work to absorb weight within the knee and provide stability.

METACARPALS: Five long bones of the hand, joining the fingers to the wrist.

METATARSALS: Five long bones of the foot, running from the ankle to the toes.

MYOSITIS: Inflammation of a muscle.

O

OPEN REDUCTION: Re-alignment of a fracture or dislocation with surgery.

ORTHOTIC: Any device applied to or around the body of physical impairment of disability. Commonly used to control foot mechanics.

OSTEOCHONDRITIS DESSICANS: A piece of bone and/or cartilage loosened from its attachment after trauma and a cause of a lesion.

OSTEOMYELITIS: An inflammatory disease of bone caused usually by infection with streptococcus or staphylococcus bacteria.

P

PATELLA: The kneecap. The patella functions to protect the distal end of the femur as well as increase the mechanical advantage and force generating capacities of the quadriceps muscle group.

PLANTAR FASCIIITIS: Inflammation of the plantar (a thick tissue on the bottom of the foot which helps create the arch) fascia; associated with overuse or acute foot injury.

POSTERIOR CRUCIATE LIGAMENT (PCL): A primary stabilizing ligament of the knee that provides significant stability and prevents displacement of the tibia backward within the knee joint. A complete tear of this ligament necessitating reconstruction could require up to 12 months of rehabilitation.

Q
QUADRICEP MUSCLES: A group of four muscles of the front thigh that run from the hip and form a common tendon at the patella; they are responsible for knee extension.

R
RADIUS: Bone in the forearm from elbow to the thumb side of the wrist.

RECONSTRUCTION: Surgical rebuilding of a joint using natural, artificial or transplanted materials.

ROTATOR CUFF: Comprised of four muscles in the shoulder area that can be irritated by overuse. The muscles are the supraspinatus (most commonly injured), infraspinatus, teres minor and subscapularis.

S
SACROILIAC: Junction of the sacrum, the lower back bone, with the pelvis.

SACRUM: Group of five fused vertebrae located just below the lumbar vertebrae of the lower back, which form part of the pelvis.

SCAPULA: Shoulder blade.

SCIATICA: Irritation of the sciatic nerve resulting in pain or tingling running down the inside of the leg.

SCIATIC NERVE: Major nerve that carries impulses for muscular action and sensations between the low back and thigh and lower leg; it is the longest nerve in the body.

SHIN SPLINT: A catch all syndrome describing pain in the shin that is not a fracture or tumor and cannot be defined otherwise.

SPLEEN: Large, solid organ responsible for the normal production and destruction of blood cells located under the left rib cage.

SPONDYLOSIS: Abnormal vertebral fixation or immobility, or a general term for arthritis of the spine.

SPRAIN: Injury resulting from the stretching or twisting of the joint and causes various degrees of stretching or tearing of a ligament or other soft tissue at the joint.

STRAIN: Injury resulting from a pulling or torsion to the muscle or tendon that causes various degrees of stretching or tearing to the muscle or tendon tissue.

STRESS FRACTURE: A hair line type of break in a bone. Caused by overuse.

SUBLUXATION: Partial dislocation of a joint. The term usually implies that the joint can return to a normal position without formal reduction.

SYNOVIAL FLUID: Lubricating fluid for joints and tendons, produced in synovium, or the inner lining of a joint.

SYNOVITIS: Inflammation of the synovial lining of a joint.

T
TALUS: The ankle bone that articulates with the tibia and fibula to form the ankle joint.

TARSALS: Group of seven bones of the foot consisting of the calcaneal, talus, cuboid and three cuneiform bones.

TENDINITIS: Inflammation of the tendon and/or tendon sheath, caused by chronic overuse or sudden injury.

TENDON: Tissue that connects muscle to bone.

TENOSYNOVITIS: Swelling or inflammation of a tendon sheath caused by calcium deposits, repeated strain or trauma.

TIBIA: Shin bone; larger of the two bones of the lower leg and is the weight bearing bone of the shin.

TRANSCUTANEOUS ELECTRICAL NERVE STIMULATOR (TENS): An electrical modality that sends a mild current through pads at the injury site which stimulates the brain to release the natural analgesic endorphin.

TRANSVERSE PROCESS: Small lateral projection off the right and left side of each vertebrae that functions as an attachment site for muscles and ligaments of the spine.

TRICEPS: Muscle of the back of the upper arm, primarily responsible for extending the elbow.

U
ULNA: Inner bone of the forearm that runs from the tip of the elbow to the little finger side of the wrist.

ULNAR NERVE: Nerve in the elbow commonly irritated from excessive throwing.

ULTRASOUND: An electrical modality that transmits a sound wave through an applicator into the skin to the soft tissue in order to heat the local area for relaxing the injured tissue and/or disperse edema...Also a type of imaging study for certain body areas.

W
"WIND KNOCKED OUT": Syndrome describing a contraction of the abdominal nerve trunk, the solar plexus, as a result of an abdominal contusion.

BROADCAST SCHEDULE

OCTOBER						
SUN	MON	TUES	WED	THUR	FRI	SAT
				1	2	3
4	5	6	7	8 PHI 7:30	9	10 BUF 1:00
11	12 BOS 1:00	13 DET 7:30	14	15 DAL 7:30	16	17 BUF 7:00
18	19	20 NSH 8:00	21	22	23 WPG 8:00	24 CHI 8:30
25	26	27 STL 8:00	28	29 COL 7:30	30	31 BOS 7:00

NOVEMBER						
SUN	MON	TUES	WED	THUR	FRI	SAT
1 CAR 5:00	2	3 DET 7:30	4	5 BUF 7:00	6	7 MIN 8:00
8	9	10 BUF 7:30	11	12 CGY 7:30	13	14 FLA 7:00
15	16 FLA 7:30	17	18	19 NYR 7:30	20	21 ANA 7:00
22	23	24	25 LAK 7:30	26	27 WSH 5:00	28 NYI 7:00
29	30					

DECEMBER						
SUN	MON	TUES	WED	THUR	FRI	SAT
		1	2 ANA 10:30	3	4	5 SJS 10:30
6 LAK 10:00	7	8	9	10 OTT 7:30	11	12 WSH 7:00
13	14 CBJ 7:00	15 TOR 7:30	16	17	18 WSH 7:00	19
20 OTT 5:00	21	22 VAN 7:30	23	24	25	26 CBJ 7:00
27	28 MTL 7:30	29	30 NYR 8:00	31		

JANUARY						
SUN	MON	TUES	WED	THUR	FRI	SAT
					1	2 MIN 7:00
3	4	5 CGY 9:00	6	7	8 EDM 9:00	9 VAN 10:00
10	11	12 COL 9:00	13	14	15 PIT 7:30	16
17 FLA 5:00	18	19 EDM 7:30	20	21 CHI 7:30	22	23 FLA 7:00
24	25	26	27 TOR 7:00	28	29	30
						31

FEBRUARY						
SUN	MON	TUES	WED	THUR	FRI	SAT
		1	2	3 DET 8:00	4	5 PIT 7:30
7	8 OTT 7:30	9 MTL 7:30	10	11	12 NSH 7:30	13
14 STL 6:00	15	16 SJS 7:30	17	18 WPG 7:30	19	20 PIT 12:30
21 CAR 7:00	22	23 ARZ 7:30	24	25	26 NJD 7:00	27
28 BOS 6:30	29 TOR 7:30					

MARCH						
SUN	MON	TUES	WED	THUR	FRI	SAT
		1	2	3 OTT 7:30	4	5 CAR 7:00
6	7 PHI 7:00	8 BOS 7:30	9	10	11 PHI 7:30	12
13 CBJ 3:00	14	15 TOR 7:30	16	17 DAL 8:30	18	19 ARZ 10:00
20	21	22 DET 7:30	23	24	25 NYI 7:30	26 FLA 7:00
27	28 TOR 7:30	29	30	31 MTL 7:30		

APRIL						
SUN	MON	TUES	WED	THUR	FRI	SAT
					1	2 NJD 7:00
3	4 NYI 7:00	5 NYR 7:30	6	7 NJD 7:00	8	9 MTL 7:00
10	11	12	13	14	15	16
17	18	19	20	21	22	23
24	25	26	27	28	29	30

HOME
 AWAY
 ALL-STAR BREAK

All game times are Eastern.



MEDIA

MEDIA REGULATIONS & POLICIES

PARKING

Limited parking passes are available on a season basis upon request to the public relations office. Media members can be added to the parking list on a single-game basis, but parking spaces are limited. Requests must be made when requesting game credentials.

Requests to park local news television trucks in the compound must be made at least 24 hours in advance. One truck per outlet will be permitted access to the compound starting approximately three hours prior to the game. Trucks may be relocated to the grass lot due to space limitations.

MEDIA CREDENTIALS

Media credentials will be issued only for working members of the media. Season credentials will be issued to those assigned to cover the Lightning regularly, and single game credentials must be requested via email on company letterhead at least 24 hours in advance. Only previously approved media may pick up game-night credentials at media will call. Media will call is located at the employee/guest entrance on the southeast side of Amalie Arena (Gate D). It opens 2-1/2 hours before Lightning games (5:00 p.m. for a 7:30 p.m. start). All media must enter through Gate D.

MEDIA LOUNGE

The media lounge is located on Level 1 (Event Level) on the south side of the building. Meal and beverage service is available for a donation and begins two hours before face-off and ends five minutes after the start of each game. Only individuals with credentials will be allowed access to the media lounge.

MEDIA WORK ROOM

The media work room is located on Level 1 (Event Level) on the south side of the building next to the media lounge. It is open and available for use by working media before, during and after games. Long distance calls must be made on a credit card or collect basis. Wireless internet is available at no cost.

PRESS BOX ACCESS

To access the press box, take the elevator located on Level 1 (Event Level) on the east side of Amalie Arena. The elevator will be available at the Press Box (Level 7) at the end of each game for immediate access to the locker rooms.

TOM McEWEN PRESS BOX

The Tom McEwen Press Box is located on Level 7 on the east side of building. Booths will be assigned to radio, television, coaching staffs and off-ice officials. Media will be assigned to seats, which will be posted for each game in the press box and media work

room. Please sit in your assigned seat, or see a Lightning public relations representative if you have not been assigned one.

PRESS BOX SERVICES

Telephones and internet access (wireless is available at no charge) are provided for use by media throughout the press box. Long distance calls must be made on a credit card or collect basis. Electrical outlets are located at the base of the wall in front of each seat.

Television monitors have been positioned above the seating area. If you wish to review a play, see a Lightning public relations representative. Plays can be reviewed in the off-ice official booth at the end of a period or at the end of the game.

Game summary sheets will be distributed between periods and following the end of the game in the press box, locker room and working media room. Out of town scores will be posted once during each period and at the conclusion of each period. Goals, penalties and notes of interest will be announced over the press box PA. Attendance will be announced during the third period. Quote sheets including both coaches and 1-2 players for each team will be distributed as quickly as possible to the working media room and press box following each game.

Beverages and snacks will be available in the press box during each game.

PHOTO

Scott Audette, Lightning team photographer, will assign photo locations. Please be sure to see Scott prior to each game for assigned photo locations, and all photographers must only shoot from assigned photo areas. It is imperative that all photographers be courteous to spectators and especially cognizant not to obstruct the view of paying spectators.

The photo room is located on Level 1 (Event Level) and available for still photographers. The room is equipped with phone lines, televisions and power. Contact Scott Audette regarding photo room usage.

PHOTO LOCATIONS

Locations will be assigned by Scott Audette. Please be sure to see Scott prior to each game specifically for all photo locations. It is also possible to shoot from elevated positions throughout Amalie Arena. As a reminder, it is imperative that all photographers be courteous to spectators and be especially cognizant not to obstruct the view of paying spectators.

Following are designated ice-level camera locations for rights-holder cameras:

Between player benches (when available)

Zamboni entrance

Section 109, Row A, Seats 1, 2

Section 112, Row A, Seat 1

Section 123, Row A, Seat 7

Designated camera locations for still photographers:

Between player benches (when available)

Zamboni entrance

Section 103, Row A, Seat 13

Section 124, Row A, Seat 3

Section 128, Row A, Seats 1,2

LIVE SHOTS

There are several live shot locations in Amalie Arena. Please see a member of the public relations staff prior to the game for an assigned location. If you are assigned a location in a seating area, setup must be complete at least one hour prior to the start of the game, as ticket holders will occupy this area. Requests for a live interview must be submitted 24 hours in advance.

GAME FOOTAGE

Local TV stations are reminded that you are not permitted to shoot game action if the game is televised locally, nationally or back to visiting market. Local stations will be permitted to shoot game highlights if there is no television coverage. Contact Lightning public relations prior to a non-televised game for an assigned location.

LOCKER ROOM ACCESS

Access to the locker room corridor will be strictly enforced to only allow credential-holders into this area. Also, please be advised that no media or broadcasters are ever allowed in the coaches' offices unless escorted by a member of the public relations department.

The Lightning locker room is closed to all media and broadcasters prior to games; however, a member of the Lightning public relations staff will be available in the locker room hallway prior to games to bring out requested players for interviews until 90 minutes before the opening face-off.

The Lightning locker room will open within five minutes after the conclusion of games. Coach Jon Cooper will meet with the media approximately 10 minutes after the locker room has been opened in the post game conference room located in the locker room hallway.

After practices and game-day skates, the locker room will be open shortly after the first group of players leaves the ice. The locker room will NEVER be open prior to a practice or a game-day skate.

For practice times please contact a member of the Lightning public relations staff.

INJURY REPORTS

A member of the public relations staff will provide in-game injury reports as quickly as they are available from the Lightning medical staff. No media will be permitted in the locker room area while play is in progress and should not approach medical personnel during the course of a game. The Lightning will also provide an injury report approximately 20 minutes after the conclusion of each game and again the following day.

TRAVELING MEDIA

Please be advised that all locker room policies for games and practices will also be enforced on the road. The team bus will depart the arena no later than one hour after the conclusion of a game, and media or broadcasters traveling with the team may not conduct interviews with players or coaches on buses or team charters.

GUESTS

Guests will not be permitted in Amalie Arena without prior approval by the Lightning public relations department. Media caught bringing guests into Amalie Arena without prior approval will have their credentials revoked.

AUTOGRAPHS

No credential-holders are permitted to ask players or coaches for autographs before, during or after games. Violators of this policy will immediately have their credentials revoked.

TRANSFER OF CREDENTIALS

Transfer of credentials is strictly prohibited. Violators will forfeit credentials for the remainder of the season. If you encounter a problem or have questions, please ask a member of the Lightning public relations staff. Be assured we will do everything possible to satisfy your request or answer your questions.

TRAVELING MEDIA

Erik Erendsson, The Tampa Tribune

Damian Cristodero, Tampa Bay Times

FREQUENTLY ASKED QUESTIONS (FAQ)

Q: Where can I buy tickets to Amalie Arena events? Can I purchase tickets online?

A: You can buy tickets at the Box Office or online

Q: Does Amalie Arena offer a "behind the scenes" tour of the forum?

A: Yes, contact Amalie Arena ticket department for details (813.301.6600).

Q: Can I bring food into Amalie Arena?

A: No, food cannot be brought into Amalie Arena.

Q: Do I need to buy a ticket for my daughter / son who is two (2) years old?

A: Yes. It is a Amalie Arena policy that children UNDER two (2) years old are admitted free of charge for all events as long as they sit on a lap. (Age limit subject to change based on show promoter request, please call the McDonald's Box Office at Amalie Arena for more information).

Q: What time do the doors open prior to an event?

A: For Tampa Bay Lightning and Tampa Bay Storm games, doors open one (1) hour prior to the game.

Q: Can I bring video or still cameras into the forum?

A: For most events, at the request of the artists and/or leagues, video cameras and flash photography are not permitted. For Lightning games, spectators are allowed to bring in cameras with a lens no longer than 6 inches.

Q: How can I contact the Lightning or Storm organizations?

A:The addresses are:

Tampa Bay Lightning

Amalie Arena

401 Channelside Drive

Tampa, Florida 33602

Main Office: (813) 301.6500

For Lightning season / group ticket information, please call (813.301.6600)

www.tampabaylightning.com

Tampa Bay Storm

Amalie Arena

401 C hannelside Drive

Tampa, Florida 33602

Main Office (813.276.7300)

For Storm season / group ticket information, please call (813.301.6600)

www.tampabaystorm.com

Q: Do you offer charity items for community auctions or raffles?

A: Yes, each year Amalie Arena donates thousands of tickets to charitable groups, as well as local auctions and raffles. For auction or raffle items, please submit your request at TampaBayLightning.com in our community section.

Q: How can I rent Amalie Arena for a corporate or private function?

A: Please contact us for further details or visit our "Book The Forum" section online.

Q: Where can I buy team merchandise?

A: By visiting the newly renovated Tampa Bay Sports located inside Amalie Arena right next to the box office, you can contact the store by calling 813.301.6930

Q: I want to know if _____ (fill in the blank) will be performing at Amalie Arena in the next year. Can you please tell me???

A: If it isn't in our Event Gallery or upcoming shows list, we don't know about it yet.

Q: Is a specific performance an End Stage or a Center Stage setup?

A: You can view a seating map for each event by clicking on the "View Seating Map" link in the ticket information box on each event page online.

Q: Where can I park?

A: 1,500 spaces are available in the South Regional Parking Garage, located on the west side of the Forum. 10,000 spaces are within walking distance (South of Kennedy Blvd). Additionally, reserved parking for events can be purchased in advance by clicking the "Purchase Advanced Parking" link in the Ticket Information section of each event page online.

Q: Where can I get money?

A: Inside Amalie Arena, ATMs can be found on all Levels (with the exception of the Executive Suite Level).

Q: Where can I receive medical attention?

A: There are two first aid offices in Amalie Arena, located on the Plaza at section 112 and on the Terrace at section 312.

Q: What if I need to use the restrooms?

A: There are a total of 37 public restrooms, including disabled restrooms and restrooms equipped with baby changing stations on each level of the forum.

Q: Where can I smoke?

A: Smoking is not permitted inside Amalie Arena. Guests on the 100 and 300 Levels may use the smoking area on the plaza by taking the SW stair tower located across from sections 328 and 126 down to level 2 and go outside. Guests on the Club Level may use the Heineken Deck outside section 212.

Q: What if I need guest services?

A: Guest Services is located across from section 101.

Q: Can I scalp tickets?

A: Selling of tickets for any Amalie Arena event, including Lightning tickets, on the premises is strictly prohibited. Violators will be prosecuted.

Q: Am I allowed to take pictures or video?

A: Video cameras are not permitted into Amalie Arena. For all Lightning games, spectators are allowed to bring in cameras that do not have a detachable lens or large telephoto lens. Guests wanting to know the specific policy for other events should call the box office prior to arrival at 813.301.6500.

Q: Can I bring my pet?

A: Pets are not permitted in Amalie Arena, however all service animals are welcome.

Q: Pucks and Storm Footballs?

A: Safety Warning: Pucks can be propelled into the spectator areas any time warm-up or play is in progress, or after the stoppage of play. To help avoid injury, stay alert whenever you are in the stands. If you are injured, ask the nearest usher for directions to the medical station.

Fans are welcome to keep any puck shot into the stands, but NHL rules prohibit interference with any game in progress. Any fan interfering with a game will be ejected from the building.

Safety netting has been installed around both endzones for further safety to all fans. If you have any questions about the netting, please call 813.301.6500. For The Tampa Bay Storm games fans must return the footballs during warm-ups but are more than welcome to keep the balls if retrieved during a game.

Q: What to expect when you arrive at Amalie Arena?

A: In the interest of our guests' safety, the following items may not be brought into Amalie Arena.

To help ensure your safety Amalie Arena and the Tampa Bay Lightning are preserving all current security measures. These procedures are designed to help our fans have a safe and enjoyable visit to our arena. We apologize for any inconvenience you may experience. Your safety is always our first concern. Thank you for your patience and cooperation.

The following items will not be allowed at Amalie Arena events:

- No bags or backpacks. Purses and diaper bags are permitted but will be searched.
- Cameras meeting designated event standards will be permitted, but camera bags will not be permitted.
- Binoculars are permitted. Binocular bags are not permitted.
- No video or audio recording devices.
- No knives of any kind
- No laser pointers.
- No weapons of any kind. Even licensed law enforcement officials attending the event are prohibited from carrying weapons.
- No bottles, cans, or containers of any kind.
- No sharp objects, sticks or poles of any kind.
- No fireworks.
- No pepper spray or mace.
- No food or beverage items. Baby bottles and formula are permitted.
- No drugs or controlled substances.
- No chairs, folding chairs or any other type of individual chair for use
- No wrapped gifts. Unwrapped gifts will be accepted provided they meet all of the above standards.

Keep in mind, Amalie Arena will utilize a variety of Search techniques at all entry points. Thank you for your cooperation. We hope you enjoy your visit to our building.

Large banners or signs, banners or signs with objectionable language, banners or signs on a pole of any kind.

Q: Can I be Re-admitted if I leave an event?

A: Once you have been admitted through the gate, readmittance is not permitted. In the case of an emergency you can visit Guest Services across from section 101.

Q: Disabled accommodations?

A: Seating locations and facilities are provided. Amalie Arena offers a barrier free entrance with an elevator dedicated for our disabled guests. Please notify the box office of disabled seating requirements when purchasing tickets. Inquire about our disabled information booklet.

Q: Housekeeping?

A: If housekeeping is needed in your area, please notify the nearest usher or crowd control employee and they can call housekeeping to your area.

Q: Emergency messages?

A: Amalie Arena suggests that if you are expecting an emergency call, please leave your seat location with your caller and have them call Amalie Arena Security at 813.301.6770. Upon arrival, please leave your name and seat location with Guest Services at section 101. Guests can not be paged at an event, but if you receive a call Guest Services will come find you at your seat.

Q: Lost children?

A: If you have become separated from your party, report to Guest Services at section 101. Amalie Arena does not have a paging system, however, all staff members with hand held radios will be given a description of missing parties.

Amalie Arena Tag-A-Kid Program:

What is it?

A wristbanding program developed to help reunite lost children with their parents or guardians.

Purpose:

In the unlikely event that you and your child are separated, your child will be wearing a wristband containing his or her seat location. This wristband will assist Ice Palace staff members in returning your child to their seat.

Where is the program located?

The Tag-A-Kid Program can be found at our Guest Services stand located in section 101.

How much does the program cost?

The Tag-A-Kid Program is a FREE service offered to all Amalie Arena guests.

When:

The Tag-A-Kid Program will be used during all major Amalie Arena events.

How does it Work?

The program is easy. Simply visit our Guest Services stand at section 101 prior to any Amalie Arena event. A Guest Services attendant will then take down your name and your child's location. Some of this information is then transferred to a Tag-A-Kid wristband. Finally, the Guest Services attendant will hand the wristband over to you. Apply the wristband to your child and that's it!

How do I find out more about the Tag-A-Kid Program?

Visit one of our Guest Services stands in sections 101, 201 and 323.

Q: Lost and Found?

A: If you have lost an item at Amalie Arena, visit Guest Services at section 101, 201 or 321 or call 813.301.6502 during business hours.

Q: Guest drop-off and pick-up?

A: Guests should be dropped off and picked up at the 15 minute half circle located off Channelside Drive in front of the building. Persons picking up guests after an event should plan on arriving 30 minutes prior to the end of the show. The City of Tampa does close Channelside Drive for a short time following an event to allow pedestrian traffic to exit the building.

Q: Patron Entrances?

A: Off the west plaza

Gate B 6-8 turnstiles, Guests with 100 and 300 level tickets

Gate A 4-5 turnstiles, Guests with 100 and 300 level tickets

Premium Level entrance 2 turnstiles, Guests with 200 level tickets, Chase Club tickets, or Suite tickets.

Off the East Plaza (East Side of the Building)

Gate C 2 turnstiles, Guests with 100 and 300 level tickets

Suite Entrance, 1 turnstile, Guests with Suite tickets, Club level tickets, Chase Club tickets

COMMENTS, COMPLAINTS, COMPLIMENTS AND SUGGESTIONS CAN BE MADE TO GUEST SERVICES AT SECTION 101, 201 OR 321 OR BY CALLING 813.301.6500.

