



IN MEMORIAM



TOM CARNEGIE (1919-2011)
THE VOICE OF THE INDIANAPOLIS MOTOR SPEEDWAY, 1946-2006

2011 INDIANAPOLIS 500® MEDIA GUIDE



The 2011 Media Guide is a product of IMS Public Relations
©2011 Indianapolis Motor Speedway
All rights reserved

Editorial: IMS Public Relations, INDYCAR Public Relations Photography: IMS Photo, LAT
Graphics: IMS Creative Services Layout/Design: Birddog Design

100TH ANNIVERSARY INDIANAPOLIS 500 SCHEDULE

(ALL TIMES LOCAL, SUBJECT TO CHANGE)

SATURDAY, MAY 7	EMERGING TECH DAY/ALLISON TRANSMISSION CENTENNIAL ERA BALLOON FESTIVAL - Free Noon-9 p.m., Public Gates Open Noon-5 p.m., Emerging Tech Day Racing 2 p.m., Yoga 500 8 p.m., Balloon Glow 9 p.m., Fireworks
SUNDAY, MAY 8 - WEDNESDAY, MAY 11	NO TRACK ACTIVITY
THURSDAY, MAY 12	ROOKIE ORIENTATION PROGRAM – Free (Only public access is South Terrace grandstands adjacent to Gate 2 entrance) 8:30 a.m.-2 p.m., Practice
FRIDAY, MAY 13	FIRESTONE FREEDOM 100 TESTING – Free (Only public access is South Terrace grandstands adjacent to Gate 2 entrance) 9 a.m.-1 p.m., Practice
SATURDAY, MAY 14	INDIANAPOLIS STAR OPENING DAY/CELEBRATION OF AUTOMOBILES - \$10 admission; 12 and under free 9 a.m.-6 p.m., Public Gates Open 9 a.m.-3 p.m., Celebration of Automobiles Noon-6 p.m., Practice 6 p.m., Condon-Skelly Celebration of Automobiles Dinner
SUNDAY, MAY 15- THURSDAY, MAY 19	PRACTICE - \$10 admission; 12 and under free 9 a.m.-6 p.m., Public Gates Open Noon-6 p.m., Practice
FRIDAY, MAY 20	FAST FRIDAY - \$10 admission, 12 and under free 8 a.m.-6 p.m., Public Gates Open Noon-6 p.m., Practice 6:15 p.m., Pole Day Qualifications Draw, Coca-Cola Stage
SATURDAY, MAY 21	POLE DAY/TOM CARNEGIE DAY - \$15 admission, 12 and under free 6 a.m.-6 p.m., Public Gates Open 6 a.m.-6 p.m., World's Largest Pace Car Reunion 8-10 a.m., Practice 11 a.m.-4 p.m., First Qualifying Segment 4:30-6 p.m., Fast Nine Pole Qualifying
SUNDAY, MAY 22	BUMP DAY/IMS ARMED FORCES DAY - \$15 admission, 12 and under free 8 a.m.-6 p.m., Public Gates Open 8 a.m.-6 p.m., World's Largest Pace Car Reunion 9-10 a.m., Practice Noon-6 p.m., Qualifying
MONDAY, MAY 23- TUESDAY, MAY 24	NO TRACK ACTIVITY
WEDNESDAY, MAY 25	AMERICAN FAMILY INSURANCE 500 FESTIVAL COMMUNITY DAY (No track activity) – \$7 admission, 6 and under free 9 a.m.-6 p.m., Public Gates Open

THURSDAY, MAY 26**FIRESTONE FREEDOM 100 PRACTICE, QUALIFYING** - Free

9 a.m.-6 p.m., Public Gates Open
9-9:45 a.m., Firestone Indy Lights Practice
11:45 a.m.-12:30 p.m., Firestone Indy Lights Practice
3-4 p.m., Firestone Indy Lights Qualifying

FRIDAY, MAY 27**MILLER LITE CARB DAY** - \$20 admission, 12 and under free

8 a.m.-6 p.m., Public Gates Open
11 a.m.-noon, Indianapolis 500 Final Practice
12:30 p.m., Firestone Freedom 100 (40 laps)
1:30 p.m., IZOD Indy 500 Pit Stop Challenge
3:30 p.m., Miller Lite Carb Day Concert Featuring Staind
with Special Guests Papa Roach

SATURDAY, MAY 28**A.J. FOYT DAY** - Free

8 a.m.-6 p.m., Public Gates Open
8:45-9 a.m., Chase Rookie of the Year Candidates Q&A, Coca-Cola Stage
9 a.m., A.J. Foyt Autograph Session Wristband Distribution, Pagoda Plaza
9-10 a.m., 2011 Starting Field/Indy 500 Winners Autograph Session, Pagoda Plaza
9 a.m.-4 p.m., Indianapolis 500 Memorabilia Show, Pagoda Plaza
10 a.m.-4 p.m., Red Bull BMX Event, Flag Lot
10:40-11 a.m., Public Drivers Meeting, Tower Terrace
11:30-11:45 a.m., A.J. Foyt Q&A, Coca-Cola Stage
11:55 a.m.-12:25 p.m., A.J. Foyt Autograph Session, Pagoda Plaza
Noon, Virtual 500
Noon-4 p.m., Indy 500 Veterans Autograph Session, Pagoda Plaza
1-1:30 p.m., Bryan Clauson Q&A, Coca-Cola Stage
1:45 p.m., Bryan Clauson Autograph Session, Pagoda Plaza

SUNDAY, MAY 29**100th ANNIVERSARY INDIANAPOLIS 500 RACE DAY** - Tickets start at \$30

6 a.m.-6 p.m., Public Gates Open
9-10:50 a.m., IZOD Presents Hot Wheels Fearless at the 500 Stunt
9:50 a.m., 1911 Race Cars Parade Lap
10 a.m., Indianapolis 500 Winning Drivers' Parade Lap
11 a.m., Past Indy 500 Winners Drive Indy 500-Winning Cars
11:30 a.m., Driver Introductions
Noon, Start of 100th Anniversary Indianapolis 500 (200 laps)



Indianapolis Motor Speedway Public Relations

(317) 492-6780 - imspr@brickyard.com




Mark Dill
Vice President, Marketing & Public Relations
O: (317) 492-6780 mdill@brickyard.com



Doug Boles
Director, Public Relations
O: (317) 492-6412 dboles@brickyard.com



Paul Kelly
Communications Manager
O: (315) 673-0184 pkelly@brickyard.com



Tom Surber
Manager, Public Relations
O: (317) 492-6594 tsurber@brickyard.com



Suzi Elliott
Media/Public Relations Liaison
O: (317) 492-6409 selliott@brickyard.com



Tim Sullivan
Media Center Manager
O: (317) 492-6789 tsullivan@brickyard.com




Katie Schultz
Administrative Assistant
O: (317) 492-6780 kschultz@brickyard.com

IMS PHOTO OPERATIONS



Ron McQueeney
Director, IMS Photo
O: (317) 492-6476 rmcqueeney@brickyard.com

IMS PRODUCTIONS



Robby Greene
Vice President/General Manager, IMS Productions
O: (317) 492-8710 rgreene@brickyard.com

Dear Members of the Media:

On behalf of the Hulman-George family and the staffs of the Indianapolis Motor Speedway and INDYCAR, I welcome you to the 2011 Indianapolis 500 Mile Race.

This is one of the most exciting years in the great history of the race, as the Indianapolis Centennial Era, celebrating the landmark period that saw the founding of the Speedway in 1909 and the inaugural Indianapolis 500 in 1911.

We are extremely excited to welcome you, our fans and our sponsors to this momentous event, "The Most Important Race in History." We have much to celebrate as we look back at 100 years of history and look forward to a bright future, as there is a great mix of new and traditional events for fans on this year's schedule.

Emerging Tech Day on Saturday, May 7 is a new event that salutes the Speedway's legacy of innovation in automotive technology over the last 100 years while positioning IMS as a leader in the development of alternative energy for transportation in the future. Another new event is the Celebration of Automobiles on Saturday, May 14, which will feature nearly 250 classic cars from 1911-61 on display, including those from each of the 24 manufacturers that competed in the inaugural Indianapolis 500 in 1911.

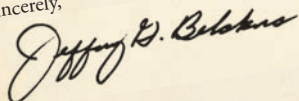
"The World's Largest Autograph Session," featuring the full field of 33 drivers in this year's race and many Indianapolis 500 winners and veterans, will be the highlight of a new A.J. Foyt Day schedule Saturday, May 28. That day also will include the traditional Public Drivers Meeting, a memorabilia show and a display of classic sprint and midget cars driven by some of the legends of May.

The on-track action will remain as exciting as always. Pole Day and Bump Day qualifying on the same weekend will produce immense pressure for competitors and many exciting storylines for you to cover. Fans can enjoy a busy opening week of practice that will drive into intense qualifying, followed by the pageantry and excitement of American Family Insurance 500 Festival Community Day, Miller Lite Carb Day and Race Weekend.

The Indianapolis Motor Speedway and INDYCAR public relations staffs are here to assist you as you cover the traditions, drama and intense competition of the "500." Please do not hesitate to let them know how they can help you.

I wish you a safe and enjoyable visit to the Indianapolis Motor Speedway.

Sincerely,



Jeff Belskus
President and CEO
Indianapolis Motor Speedway Corporation

4790 W. 16th St., Indianapolis, IN 46222
www.indianapolis motorspeedway.com

TABLE OF CONTENTS

INTRODUCTION

In Memoriam: Tom CarnegieInside front cover	
2011 Indianapolis 500 Schedule.....	2
Indianapolis Motor Speedway	
Public Relations Staff	4
Welcome to the 2011 Indianapolis 500	5
2011 Indianapolis 500 at a Glance	8
Indianapolis 500 Quick Statistics.....	10
Transportation Information	11
Indianapolis Motor Speedway Fast Facts,	
Track Facts	12
Indianapolis Motor Speedway Facility Map.....	13
Speed Conversion Chart.....	14

MEDIA SERVICES..... 15

Indianapolis Motor Speedway Public Relations,	
New Media, Photography Staffs, INDYCAR	
Public Relations Staff	16
Media Credentials, Media Center Hours	18
Credential Access Guidelines	19
Indianapolis 500 Media Facilities.....	20
Indianapolis Motor Speedway Online,	
Media website, Social Media, indycar.com....	22
Indianapolis 500 Style Primer.....	24
Indianapolis 500 Media	
Coverage Opportunities.....	26
Directions for Media to Key Locations at IMS ..	28

STAFF..... 29

IMS Executive Staff Biographies	30
IMS Board of Directors,	
Executive Team, Directors.....	31

DRIVERS..... 33

J. Andretti, M. Andretti, Baguette, Beatriz,	
Bell, Briscoe, Carpenter, Castroneves, Conway,	
De Silvestro, Dixon, Duno, Fisher, Franchitti,	
Hamilton, Hildebrand, Hinchcliffe, Howard,	
Hunter-Reay, Jakes, Junqueira, Kanaan, Kimball,	
Lazier, Legge, Lloyd, Mann, Matos, Meira, Moraes,	
Mutoh, Pagenaud, Patrick, Plowman, Power, Rahal,	
Rice, Romancini, Saavedra, Sato, Scheckter, Servia,	
Tagliani, Tracy, Viso, Wheldon, Wilson	

100th ANNIVERSARY..... 105

Fans Can Enjoy Magic Month during 100th	
Anniversary ‘500’	106
Emerging Tech Day to Put Green “Automotive	
Ideas on Track	108
Great Classic Cars to Be Featured at Celebration	
of Automobiles.....	109
Indianapolis 500 Legend Foyt to Be Honored	
May 28 at IMS.....	110

Indianapolis 500 Fans Making History with	
‘The Greatest 33’	111
100th Anniversary Indianapolis 500 to Be	
Honored on U.S. Stamp	112
67 Winning ‘500’ Cars Featured in Display	
at IMS Museum	113
Auto Racing Hall of Fame Membership	114
Great Moments of the Indianapolis 500	118
Inaugural Race Timeline	131
Inaugural Event Timeline	133
Indianapolis 500 Traditions	134
The Borg-Warner Trophy	138
Quest for Safety Improvements Never Ends	
at Indianapolis 500	140
Indianapolis 500 Firsts.....	143
Indianapolis 500 Decade by Decade.....	144
How Big?	145
Indianapolis Motor Speedway Surface	
through the Years	146

THE RACE 147

Five Winners, 42 Entries in	
100th Anniversary Field.....	148
Winning Bid Secures Drive of Lifetime at	
2011 Indianapolis 500	149
2011 Indianapolis 500 Television	
and Radio Schedule.....	150
Indianapolis 500 Fun Facts.....	151
Franchitti Enjoys Second Helpings	
with Indianapolis Victory.....	152
2010 Official Box Score	154
Indianapolis 500 Qualifying Procedure	156
Indianapolis 500 Qualifying	
Procedure Q&A	157
Frequently Asked Questions about the	
Indianapolis 500	158
Did You Know.....	162
Racing Flag Colors and Meanings	163
Glossary of Indianapolis 500 Terms	164

STATISTICS..... 169

Race Facts	
Race Winners.....	170
Multiple Winners.....	173
Winning Chief Mechanics.....	174
Winners – Birthplaces.....	175
Age of Winners.....	177
Winning Combinations.....	178
Winning Engines	178
Race Speed Barriers, Records	179
Indianapolis 500, Decade by Decade.....	180
All-Time Lap Leaders	181
Margin of Victory.....	185
Fastest Race Lap (1951-2010).....	187

Total Purse and Winner's Share.....	188
Driver Milestones – Race.....	190
Age Milestones – Race, Qualifying.....	191
Car Number History – Race Winners	192
Entrants with Multiple Wins	192
Driver Race Records – Top 10 by Category.....	193
Drivers Who Have Won ‘500,’ Championship in Same Season	194
Rookie of the Year.....	195
Rookies by Year.....	196
Weather Facts, Rain Postponements	199
Qualification Facts	
Pole Position Winners.....	200
Multiple Pole Position Winners	202
Fastest and Slowest Qualifiers	203
10 Most Evenly Matched Fields, by Speed and Time.....	205
One-Lap Qualification Records.....	206
Qualification Speed Barriers	207
Four-Lap Qualification Records.....	208
Driver Milestones – Qualifications	209
Car Number History – Pole Winners	210
Multiple Indianapolis 500 Poles, Owner/Entrant	210
Miscellaneous Awards and Facts	
Pace Cars	211
National Anthem Performers/Singers	213
“Back Home Again in Indiana” Singers	213
Pit Stop Challenge Champions and Runners-Up	214
Family Participation.....	216
Indianapolis 500 – Women	219
Louis Schwitzer Award Winners	221

BOX SCORES.....	223
Indianapolis 500 Box Scores, 1911-2010	
DRIVER RECORDS	319
Years Participated, Starting Position, Finishing Position, Status, Laps Completed for Every Indianapolis 500 Starter, 1911-2010	
FIRESTONE FREEDOM 100.....	369
Firestone Freedom 100 Quick Statistics.....	370
Cunningham Becomes First Three-Time Firestone Freedom 100 Winner	371
IZOD IndyCar Series-Firestone Indy Lights Car Comparison	372
Firestone Freedom 100 Box Scores, 2003-10...	373
Firestone Freedom 100 Records.....	381
Driver Records (All Starters, 2003-10).....	382

2011 INDIANAPOLIS 500 AT A GLANCE

WHAT: 2011 Indianapolis 500 Mile Race
Fifth of 17 races on 2011 IZOD IndyCar Series schedule

WHEN: Noon (ET), Sunday, May 29, 2011

WHERE: Indianapolis Motor Speedway

Facility was constructed in 1909, with a 2.5-mile oval circuit. A 13-turn 2.605-mile road course was added in 1999-2000 and redesigned to a 16-turn, 2.621-mile configuration in 2008. The Indianapolis 500 has taken place annually on the oval track since 1911, except during world wars in 1917-18 and 1942-45.

The Indianapolis Motor Speedway is the largest spectator sporting facility in the world. In 2011, the Speedway will play host to the Indianapolis 500 Mile Race (May 29), the Brickyard 400 (July 31) and the Red Bull Indianapolis GP (Aug. 28).

DISTANCE: 200 laps, 500 miles

TV: Pre-race: 11 a.m. (ET), May 29, ABC (live)
Race: Noon (ET), May 29, ABC (live)

RADIO: Pre-race: 11 a.m. (ET), May 29, IMS Radio Network/XM 145-Sirius 212 (live)
Race: Noon (ET), May 29, IMS Radio Network/XM 145-Sirius 212 (live)

TRACK:

Total track length:	2.5 miles
Front straight:	5/8-mile
Back straight:	5/8-mile
Turns:	1/4-mile
Short chutes:	1/8-mile
Total turns:	Four
Turn banking:	9 degrees, 12 minutes
Straightaway banking:	0 degrees
Straightaway width:	50 feet
Turn width:	60 feet



OTHER KEY DATES: Emerging Tech Day/Allison Transmission Balloon Festival, Saturday, May 7
Opening Day/Celebration of Automobiles, Saturday, May 14
Fast Friday, Friday, May 20
Pole Day/Tom Carnegie Day, Saturday, May 21
Bump Day/IMS Armed Forces Day, May 22
American Family Insurance 500 Festival Community Day, Wednesday, May 25
Miller Lite Carb Day/Firestone Freedom 100, Friday, May 27
A.J. Foyt Day, Saturday, May 28

2010 WINNER: Dario Franchitti, Target Chip Ganassi Racing
No. 10 Target Chip Ganassi Racing Dallara/Honda/Firestone
Average speed: 161.623 mph
Winner's purse: \$2,752,055 from a total purse of \$13,592,815

2010 POLE WINNER: Helio Castroneves, Team Penske
No. 3 Team Penske Dallara/Honda/Firestone
Four-lap average speed: 227.970 mph

LAST YEAR: Dario Franchitti earned his second Indianapolis 500 victory in four years, finishing ahead of 2005 winner Dan Wheldon. Franchitti won in 2007 for Andretti Green Racing and again in 2010 for Target Chip Ganassi Racing. Franchitti, who started third, led six times for 155 laps and took the lead for good when pole sitter Helio Castroneves was forced to pit for fuel on Lap 192. Marco Andretti finished third, his third top-three finish in five starts. Simona de Silvestro finished 14th and was named Chase Rookie of the Year, becoming the third female driver to earn the honor.

TOTAL “500” STARTERS (1911-2010): 732

QUALIFYING RECORDS: **One-lap speed average:** Arie Luyendyk, 95 Reynard/Cosworth/Firestone, 37.895 seconds, 237.498 mph, May 12, 1996

Four-lap average: Arie Luyendyk, 95 Reynard/Cosworth/Firestone, 2 minutes, 31.908 seconds, 236.986 mph, May 12, 1996

RACE RECORD: Arie Luyendyk, 90 Lola/Chevy Indy V8, 200 laps/500 miles, 2 hours, 41 minutes, 18.404 seconds, 185.981 mph, May 27, 1990

SPEEDWAY PRINCIPALS: Mari Hulman George, chairman;
Jeffrey G. Belskus, president and chief executive officer

SERIES: IZOD IndyCar Series (Indianapolis 500)
Firestone Indy Lights (Firestone Freedom 100)

SANCTIONING BODY: INDYCAR, headquartered in Indianapolis

TICKETS: Tickets for the Indianapolis 500 can be purchased online at www.imstix.com or by calling the IMS Ticket Office at (317) 492-6700 or (800) 822-INDY outside the Indianapolis area. Parking and camping information also can be obtained through the ticket office.

ABOUT INDIANAPOLIS: **City population (Marion County):** 876,804 (13th largest in the United States)
City area (Marion County): 396 square miles
Indianapolis Metropolitan Statistical Area (MSA) population: 1,666,032 (29th largest U.S. metro area)
Indianapolis MSA: 3,863 square miles
Mayor: Greg Ballard
Indiana Governor: Mitch Daniels
Average May climate: 62.3 degrees Fahrenheit (16.8 Celsius)
Airport: Served by nine major and national airlines
Information source: Indianapolis Convention & Visitors Association

• INDIANAPOLIS 500 QUICK STATISTICS •

WINNERS:

1911	Ray Harroun	1946	George Robson	1981	Bobby Unser
1912	Joe Dawson	1947	Mauri Rose	1982	Gordon Johncock
1913	Jules Goux	1948	Mauri Rose	1983	Tom Sneva
1914	Rene Thomas	1949	Bill Holland	1984	Rick Mears
1915	Rene Thomas	1950	Johnnie Parsons	1985	Danny Sullivan
1915	Ralph DePalma	1951	Lee Wallard	1986	Bobby Rahal
1916	Dario Resta	1952	Troy Ruttman	1987	Al Unser
1917-18	No race –	1953	Bill Vukovich	1988	Rick Mears
	World War I	1954	Bill Vukovich	1989	Emerson Fittipaldi
1919	Howdy Wilcox	1955	Bob Sweikert	1990	Arie Luyendyk
1920	Gaston Chevrolet	1956	Pat Flaherty	1991	Rick Mears
1921	Tommy Milton	1957	Sam Hanks	1992	Al Unser Jr.
1922	Jimmy Murphy	1958	Jimmy Bryan	1993	Emerson Fittipaldi
1923	Tommy Milton	1959	Rodger Ward	1994	Al Unser Jr.
1924	L.L. Corum/Joe Boyer	1960	Jim Rathmann	1995	Jacques Villeneuve
1925	Peter DePaolo	1961	A.J. Foyt	1996	Buddy Lazier
1926	Frank Lockhart	1962	Rodger Ward	1997	Arie Luyendyk
1927	George Souders	1963	Parnelli Jones	1998	Eddie Cheever Jr.
1928	Louis Meyer	1964	A.J. Foyt	1999	Kenny Brack
1929	Ray Keech	1965	Jim Clark	2000	Juan Pablo Montoya
1930	Billy Arnold	1966	Graham Hill	2001	Helio Castroneves
1931	Louis Schneider	1967	A.J. Foyt	2002	Helio Castroneves
1932	Fred Frame	1968	Bobby Unser	2003	Gil de Ferran
1933	Louis Meyer	1969	Mario Andretti	2004	Buddy Rice
1934	Bill Cummings	1970	Al Unser	2005	Dan Wheldon
1935	Kelly Petillo	1971	Al Unser	2006	Sam Hornish Jr.
1936	Louis Meyer	1972	Mark Donohue	2007	Dario Franchitti
1937	Wilbur Shaw	1973	Gordon Johncock	2008	Scott Dixon
1938	Floyd Roberts	1974	Johnny Rutherford	2009	Helio Castroneves
1939	Wilbur Shaw	1975	Bobby Unser	2010	Dario Franchitti
1940	Wilbur Shaw	1976	Johnny Rutherford		
1941	Floyd Davis/ Mauri Rose	1977	A.J. Foyt		
		1978	Al Unser		
1942-45	No race –	1979	Rick Mears		
	World War II	1980	Johnny Rutherford		

DRIVER RECORDS, RACE MILESTONES*:

- **Most victories:** 4, A.J. Foyt (1961, '64, '67, '77), Al Unser (1970, '71, '78, '87), Rick Mears (1979, '84, '88, '91)
- **Consecutive victories:** 2, Wilbur Shaw (1939-40), Mauri Rose (1947-48), Bill Vukovich (1953-54), Al Unser (1970-71), Helio Castroneves (2001-02)
- **Rookie winners:** 8, Ray Harroun (1911), Jules Goux (1913), Rene Thomas (1914), Frank Lockhart (1926), George Souders (1927), Graham Hill (1966), Juan Montoya (2000), Helio Castroneves (2001)
- **Youngest winner:** Troy Ruttman, 22 years, 80 days old, May 30, 1952
- **Oldest winner:** Al Unser, 47 years, 360 days old, May 24, 1987
- **Closest margin of victory:** .043 of a second, Al Unser Jr. over Scott Goodyear, 1992
- **Widest margin of victory:** 13 minutes, 8.40 seconds, Jules Goux over Spencer Wishart, 1913
- **Most poles:** 6, Rick Mears (1979, '82, '86, '88, '89, '91)
- **Last victory from pole:** 2009, Helio Castroneves
- **Most starts:** 35, A.J. Foyt (1958-92)
- **Most consecutive starts:** 35, A.J. Foyt (1958-92)

**A more thorough list of "Driver Records and Race Milestones" is available in the Statistics section.*

• TRANSPORTATION INFORMATION •

AIRLINES

Indianapolis International Airport	(317) 487-7243
AirTran Airways	(800) 247-8726
Air Canada	(888) 247-2262
Air France	(800) 237-2747
American Airlines	(800) 433-7300
British Airways	(800) 247-9297
Continental Airlines	(800) 523-3273
Delta Airlines	(800) 221-1212
Frontier Airlines	(800) 432-1359
Japan Airlines	(800) 525-3663
Lufthansa	(800) 645-3880
Midwest Connect	(317) 241-7031
Northwest Airlines	(800) 225-2525
Southwest Airlines	(800) 435-9792
Swiss	(877) 359-7947
United Air Lines	(800) 864-8331
US Airways	(800) 428-4322

CAR RENTAL

Alamo	(800) 327-9633
Avis	(800) 831-2847
Budget	(800) 527-0700
Dollar	(800) 800-4000
Enterprise	(800) 736-8222
Hertz	(800) 654-3131
National	(800) 227-7368
Thrifty	(800) 847-4389

GROUND TRANSPORTATION

Bloomington Shuttle	(800) 589-6004
Greyhound	(800) 231-2222
Carey Indiana	(800) 307-0705
IndyGo Bus Information	(317) 635-3344
Lafayette Limousine	(765) 497-3828
Yellow Cab Taxi	(317) 487-7777

TRAIN STATION

Amtrak	(800) 872-7245
--------	----------------

INDIANAPOLIS CONVENTION AND VISITORS ASSOCIATION (ICVA)

Main Desk	(317) 639-4282
Tourism Hotline	(800) 958-4639
Reservations	(800) 556-4639

EMERGENCY NUMBERS

Police & Fire	911
---------------	-----

PHONES

To dial an international phone number, you will need to do the following:
011+Country Code+City Code+Number

Indianapolis is on Eastern Daylight Time (-4 GMT) during May.

• INDIANAPOLIS MOTOR SPEEDWAY FAST FACTS •

Mailing:

P.O. Box 24152
Speedway, IN 46224

Contact numbers:

Phone: (317) 492-8500
Fax: (317) 492-6759
Tickets: (317) 492-6700 or (800) 822-INDY

Media credentials:

All requests must be made
at Credentials section of
IMS media website:
www.indianapolismotorspeedway.com/media

E-mail, Web:

imspr@brickyard.com
www.indianapolismotorspeedway.com

Shipping:

4790 W. 16th St.
Indianapolis, IN 46222

Media contact:

J. Douglas Boles, Director, Public Relations
Phone: (317) 492-6412
E-mail: dboles@brickyard.com
Fax: (317) 492-6482

Media Center phone:

(317) 492-4555

Media Center fax:

(317) 492-4551

• TRACK FACTS •

Oval track dimensions:

2.5-mile oval superspeedway

Frontstraight: 5/8-mile

Backstraight: 5/8-mile

Turns: 1/4-mile each

Short chutes: 1/8-mile each

Width: Straightaways: 50 feet

Turns: 60 feet

Banking: Straightaways: 0 degrees

Turns: 9 degrees, 12 minutes

Seating:

More than 250,000 permanent seats (world's largest spectator sporting facility)

Promoter:

Owned by the Hulman-George family, Hulman & Company, Terre Haute, Ind.

Track history:

- Facility built in 1909.
- First Indianapolis 500 run in 1911, won by Ray Harroun.
- Indianapolis 500 traditionally run on Memorial Day Weekend since 1911 except during America's involvement in world wars, 1917-18; 1942-45.
- Track once paved with 3.2 million paving bricks, nicknamed the "Brickyard." The "Yard of Bricks" remains at the start/finish line as tribute to old surface.
- The Speedway's Hall of Fame Museum is one of racing's most famous museums.
- With the inaugural Brickyard 400 in 1994, NASCAR stock cars became the first type of car other than Indy-style cars to race at the Speedway since 1911.
- The Speedway's original road course, 2.605-miles in length, debuted during the United States Grand Prix Formula One race in September 2000. In September 2008, a new 2.621-mile road course debuted when the Speedway played host to the inaugural Red Bull Indianapolis GP MotoGP race.
- The revolutionary SAFER Barrier energy-absorbing system for retaining walls debuted in May 2002 at the Speedway. The second-generation SAFER Barrier was installed at IMS in spring 2005, following completion of a complete repaving of the oval, pit lane and warm-up lanes.

• SPEED CONVERSION CHART •

Time	Speed	Time	Speed	Time	Speed	Time	Speed	Time	Speed
39.0	230.769	41.0	219.512	43.0	209.302	45.0	200.000	47.0	191.489
39.1	230.179	41.1	218.978	43.1	208.817	45.1	199.557	47.1	191.083
39.2	229.592	41.2	218.447	43.2	208.333	45.2	199.115	47.2	190.678
39.3	229.008	41.3	217.918	43.3	207.852	45.3	198.675	47.3	190.275
39.4	228.426	41.4	217.391	43.4	207.373	45.4	198.238	47.4	189.873
39.5	227.848	41.5	216.867	43.5	206.897	45.5	197.802	47.5	189.474
39.6	227.273	41.6	216.346	43.6	206.422	45.6	197.368	47.6	189.076
39.7	226.700	41.7	215.827	43.7	205.950	45.7	196.937	47.7	188.679
39.8	226.131	41.8	215.311	43.8	205.479	45.8	196.507	47.8	188.285
39.9	225.564	41.9	214.797	43.9	205.011	45.9	196.078	47.9	187.891
40.0	225.000	42.0	214.286	44.0	204.545	46.0	195.652	48.0	187.500
40.1	224.439	42.1	213.777	44.1	204.082	46.1	195.228	48.1	187.110
40.2	223.881	42.2	213.270	44.2	203.620	46.2	194.805	48.2	186.722.
40.3	223.325	42.3	212.766	44.3	203.160	46.3	194.384	48.3	186.335
40.4	222.772	42.4	212.264	44.4	202.703	46.4	193.966	48.4	185.950
40.5	222.222	42.5	211.765	44.5	202.247	46.5	193.548	48.5	185.567
40.6	221.675	42.6	211.268	44.6	201.794	46.6	193.133	48.6	185.185
40.7	221.130	42.7	210.773	44.7	201.342	46.7	192.719	48.7	184.805
40.8	220.588	42.8	210.280	44.8	200.893	46.8	192.308	48.8	184.426
40.9	220.049	42.9	209.790	44.9	200.445	46.9	191.898	48.9	184.049



1911

MEDIA SERVICES



1913

INDIANAPOLIS MOTOR SPEEDWAY

• PUBLIC RELATIONS •

Phone: (317) 492-6780

Fax: (317) 492-6482

Address: 4790 W. 16th St., Indianapolis, IN 46222

Media site: www.indianapolismotorspeedway.com/media

Media Center: (317) 492-4555

STAFF

Vice President, Marketing & Public Relations.....	Mark Dill (317) 492-6780, mdill@brickyard.com
Director, Public Relations.....	J. Douglas Boles (317) 492-6412, dboles@brickyard.com
Communications Manager.....	Paul Kelly (315) 673-0184, pkelly@brickyard.com
Manager, Public Relations.....	Tom Surber (317) 492-6594, tsurber@brickyard.com
Media/Public Relations Liaison.....	Suzi Elliott (317) 492-6409, selliot@brickyard.com
Administrative Assistant.....	Katie Schultz (317) 492-6780, kschultz@brickyard.com

500 EVENT STAFF

Media Center Manager.....	Tim Sullivan (317) 492-6789, tsullivan@brickyard.com
Archivist.....	Bob Clidinst

INDIANAPOLIS MOTOR SPEEDWAY

• NEW MEDIA •

Address: 4790 W. 16th St., Indianapolis, IN 46222

STAFF

Director, Online Strategies.....	Daniel Incandela (317) 492-5004, dincandela@brickyard.com
Senior Systems Analyst.....	Brad Lee (317) 492-5011, blee@brickyard.com
Developer.....	Terry Angel (317) 492-5010, tangel@brickyard.com
Developer.....	Kyle Beasley (317) 492-5006, kbeasley@brickyard.com
Digital Content Production Manager.....	Julie Dolak (317) 492-5016, jdolak@brickyard.com
Developer.....	Pat Garvey (317) 492-5019, pgarvey@brickyard.com
Developer.....	Alex Lorenz (317) 492-8550, alorenz@brickyard.com
Webmaster.....	Brian Simpson (317) 492-5093, bsimpson@brickyard.com

INDIANAPOLIS MOTOR SPEEDWAY

• PHOTOGRAPHY OPERATIONS •

Phone: (317) 492-6476 or (317) 492-6772 (trackside)

Fax: (317) 492-6470

Address: 4790 W. 16th St., Indianapolis, IN 46222

STAFF

Director of Photography Ron McQueeney
 (317) 492-6770, rmcqueeney@brickyard.com
 Assistant to the Director Mary Ellen Loscar
 (317) 492-6476, meloscar@brickyard.com

INDYCAR

• PUBLIC RELATIONS •

Phone: (317) 492-6579

Media site: www.indycar.com/media

Fax: (317) 492-6525

Address: 4565 W. 16th St., Indianapolis, IN 46222

STAFF

Vice President, Public Relations/Communications Amy Konrath
 (317) 492-6453, akonrath@indycar.com
 Vice President, Public Relations Denise Abbott
 (317) 492-8836, dabbott@indycar.com
 Vice President, Public Relations Steve Shunck
 (317) 492-8532, sshunck@indycar.com
 Director, Editorial Projects Dave Lewandowski
 (317) 492-8533, dlewandowski@indycar.com
 Coordinator, Media Relations Arni Sribhen
 (317) 492-8531, asribhen@indycar.com
 Coordinator, Public Relations Tracey Todd
 (317) 492-6640, ttodd@indycar.com

• MEDIA CREDENTIALS, MEDIA CENTER HOURS •

(ALL TIMES LOCAL)

MEDIA CREDENTIALS

Location: Media Credentials are issued in the Credentials Department on the first floor of the IMS Administration Building, located at the northeast corner of 16th Street and Georgetown Road.

Hours:	April 25-29	8 a.m.-5 p.m.
	April 30-May 1	Closed
	May 2-6	8 a.m.-5 p.m.
	May 7-8	10 a.m.-3 p.m.
	May 9-19	8 a.m.-6 p.m.
	May 20	7:30 a.m.-6 p.m.
	May 21-22	7 a.m.-6 p.m.
	May 23-26	8 a.m.-6 p.m.
	May 27	7:30 a.m.-6 p.m.
	May 28	8 a.m.-5 p.m.
	May 29	6 a.m.-noon
	May 30	8 a.m.-5 p.m.

MEDIA CENTER

Location: The Media Center is located just north of the Pagoda and Plaza. It is a four-story structure.

Hours:	May 6	8 a.m.-5 p.m.
	May 7	6:30 a.m.-noon, 4-9 p.m.
	May 8-11	Closed
	May 12-14	9 a.m.-5 p.m.
	May 15-20	8 a.m.-8 p.m.
	May 21	6 a.m.-9 p.m.
	May 22	8 a.m.-9 p.m.
	May 23-24	9 a.m.-5 p.m.
	May 25-26	8 a.m.-6 p.m.
	May 27	8 a.m.-8 p.m.
	May 28	8 a.m.-5 p.m.
	May 29	7 a.m.-9 p.m.
	May 30	8 a.m.-2 p.m.

• INDIANAPOLIS 500 CREDENTIAL ACCESS GUIDELINES •

All credentials issued to media members are non-transferable and provide access to otherwise restricted areas to the general public.

GENERAL CREDENTIAL ACCESS GUIDELINES FOR THE 2011 INDIANAPOLIS 500:



•**Silver Badge** – valid May 14-28, provides gate admission and access to pits and Gasoline Alley garage area.



•**Bronze Badge** – valid May 14-28, provides gate admission and access to Gasoline Alley garage area.





•**Special Access Pass** – valid May 14-29, provides gate admission (including Race Day) and access to areas marked on the back of pass.

CREDENTIAL ACCESS GUIDELINES FOR RACE DAY, SUNDAY, MAY 29:

•**Black lanyard and black pass** – provide access to the “Pre-Race” pits until 11 a.m. and Gasoline Alley garage area all day. Valid only when used in combination of black lanyard with black “Pre-Race” credential. Removing the credential from the assigned lanyard invalidates the credential.

•**Gold lanyard and gold pass** – provide access to the pits and Gasoline Alley garage area all day. Valid only when used in combination of gold lanyard with gold “Race” credential. Removing the credential from the assigned lanyard invalidates the credential.



•2011 INDIANAPOLIS 500 MEDIA FACILITIES•

AUTOGRAPHS

To maintain a professional working environment, media are asked to not request autographs of drivers, team members or officials.

COPIES

Copy machines will be located on the second and fourth floors of the Media Center for those media needing to make copies, free of charge.

FAX MACHINES

Courtesy fax machines will be located on the fourth floor of the Media Center along the east wall on top of the lockers.

FOOD SERVICE

To those with the meal voucher icon on their credential, food will be served in the third-floor cafeteria at the Media Center at various times throughout the Month of May. Food service hours will be posted in the Media Center.

Seating on the third floor is very limited, so please be courteous to others. Food is not permitted on any other floor of the Media Center, with the exception of snacks. For information on food service, see any IMS Media Staff member.

HIGH-SPEED INTERNET SERVICE, WIFI AND COMPUTER SUPPORT

The Indianapolis Motor Speedway offers complimentary wireless (WiFi) Internet service on the first, second and fourth floors of the Media Center.

Media interested in a dedicated high-speed DSL line can order the service by calling Lightbound at (800) 844-8649 or via e-mail at sales@lightbound.net.

DSL and ISDN lines may also be ordered from AT&T via e-mail at imsorders@att.com or by calling (317) 492-5598.

Technical support personnel from Lightbound, offering limited computer support, will be located on the second floor of the Media Center on Opening Day, Fast Friday, qualification weekend, Miller Lite Carb Day and Race Day.

Lightbound also will offer technical support for media covering the event via its customer service line, (800) 844-8649.

INFORMATION RACKS

Information racks will be available on the first and fourth floors. The racks will be divided into various categories, including Daily Trackside Report, Event Information, Driver/Team Information and Manufacturers. Updated news, quotes and statistics will be distributed throughout each day.

LOCKERS

Journalists may request private lockers with a key at the check-in counter. Any person who does not return the key to their locker after the Indianapolis 500 will be billed for the price of a new key and lock, which is approximately \$100, including installation. Lockers on the fourth floor of the Media Center are along the east wall.

Lockers for accredited photojournalists are available in the Photographers Area on the first floor of the Media Center. Indianapolis Motor Speedway assumes no responsibility for loss of the contents of lockers during the event.

MEDIA GUIDES

The Indianapolis 500 Media Guide is available only in digital format for viewing or download in the Indianapolis 500/Media Services section of the IMS media website, www.indianapolismotorspeedway.com/media. IZOD IndyCar Series Media Guides, statistical update packets and other media information may be obtained upon request from a member of the Media Staff at the front counter, near the elevator, on the fourth floor of the media center.

PRESS CONFERENCES

The Economaki Press Conference Room is on the first floor of the Media Center. A schedule will be posted. All mobile phones and pagers must be turned off in the Economaki Press Conference Room during press conferences. Mult boxes are located throughout the Media Center to provide high-quality audio connections for the media to record press conferences.

PHOTOGRAPHERS AREA

Accredited photographers have access to the Photographers Area located on the first floor of the Media Center. Operating hours and information regarding photo access and Victory Podium procedures will be posted on the Message Board in the Photographers Area.

Water is the only beverage allowed in the room. Please do not bring food or other beverages in the Photographers Area.

A photo meeting will be conducted as needed. Times will be posted in the Photographers Area. Any procedural changes will be discussed as well as on-track problems any photographer encounters.

RESTROOMS

Restrooms are located on the third floor and in the Photographers Area on the first floor of the Media Center.

ROOF ACCESS

For safety, no one is allowed on the roof of the Media Center at any time.

SMOKING

Smoking is not permitted inside the Media Center. Smoking is allowed on the outside terraces located on the north, south and east sides of the building.

TELEPHONES

The Speedway has restricted phone lines at designated seat locations on the second floor and every seat location in the Media Center fourth-floor deadline area and Photographers Area. Media can use the phone line for computer use and/or to make local, toll-free or calling card calls. However, due to bandwidth restrictions, it is requested that each phone line be used for business purposes. Restricted phone line users must dial 9 for outside access.

Media who would like to order a private phone line should contact AT&T at least 30 days in advance at imsorders@att.com. Private media lines will not require users to dial 9 for outside access.

Media who would like to order an ISDN line should contact AT&T at least 15 days in advance at imsorders@att.com.

Media who request phones upon check-in can access long-distance service by pressing 9 and then 0. There will be a slight delay before a recorded message provides the caller with information on how to place a long-distance or international call, with payment by credit card.

Courtesy phones are located on the fourth floor of the Media Center along the east wall. Media must dial 9 to get a dial tone.

• INDIANAPOLIS MOTOR SPEEDWAY ONLINE •

Information about the Indianapolis Motor Speedway and Indianapolis 500 can be found at the official website of the Speedway:

www.indianapolismotorspeedway.com

The Indianapolis Motor Speedway site contains complete information about the facility, including frequently asked questions, ticket information, history and visitor information.

From that site, readers can find links to the Indianapolis 500 section, which includes daily news, practice, qualifying and race reports, statistics, event history and information, links to photo galleries and YouTube video clips, the IMS blog and other social media, and other information.

• INDIANAPOLIS MOTOR SPEEDWAY MEDIA WEB SITE •

A special, media-only section of the Indianapolis Motor Speedway Web site also is available.

This section contains content about Indianapolis Motor Speedway events, including:

- High-resolution photos for download
- Speedway and Speedway event logos
- Audio clips
- Studio photos of key Indianapolis Motor Speedway executives
- Indianapolis Motor Speedway press releases, media advisories and press conference transcripts
- Indianapolis Motor Speedway and IMS event media information

The address for the media section of the site is:

www.indianapolismotorspeedway.com/media

Username: media

Password: indy

This site is for media use only. Your cooperation in keeping the username and password confidential is appreciated.

• INDIANAPOLIS 500 MEDIA E-MAIL LIST •

The Indianapolis Motor Speedway distributes press releases and other media materials about the Indianapolis 500 to the media via e-mail. Accredited members of the media can be added to the list by sending a request to imspr@brickyard.com.

All requests must include the recipient's name, media organization, position, e-mail address, mailing address, and phone and fax numbers.

• INDIANAPOLIS MOTOR SPEEDWAY SOCIAL MEDIA •

The Indianapolis Motor Speedway has a presence on the most popular social media areas: Facebook, Twitter, YouTube and Flickr. Fan information and links to IMS Web content are available at those sites, which also allow IMS fans to communicate with each other and IMS officials.

IMS social media locations:

Facebook: www.facebook.com/IndianapolisMotorSpeedway

Twitter: www.twitter.com/IMS

YouTube: www.youtube.com/IndyMotorSpeedway33

Flickr: www.flickr.com/IndianapolisMotorSpeedway

• INDYCAR.COM •

The official website of INDYCAR, which encompasses the IZOD IndyCar Series, Firestone Indy Lights and the Mazda Road to Indy, is more than statistics, schedules and photographs. It is more than feature articles, race coverage, Timing & Scoring reports and video clips. Indycar.com includes all of those items – and much more.

www.indycar.com

The latest Web-based applications complement the ever-changing lineup of text, video and audio entries. Timing & Scoring is broadcast for every practice and qualifying session and race. Engaging interactive features for site visitors, technical tutorials, driver information and statistics are continually updated. The site also contains historical statistics for every driver who has competed in the series and searchable statistics for the Indianapolis 500.

• VIDEO POLICY •

The Indianapolis Motor Speedway welcomes and appreciates the coverage of the television media, following these policies:

- ABC and VERSUS have all live broadcast rights. Only ABC and VERSUS can film cars on track during any session of on-track activity. Approved news media can film cars in the pits during any session of on-track activity.
- Other broadcast media are not allowed to shoot in the pit area, as it is considered part of the track. On a case-by-case basis, other broadcast media may be allowed to shoot in the Garage Area. All must be approved in advance.
- INDYCAR produces a Video News Feed every day there is track activity at the Indianapolis 500. Feeds contain on-track highlights with natural sound, interviews and other newsworthy events. Local affiliates and other non-ABC or non-VERSUS shows can use up to three minutes of race and qualifying highlights from these VNF packages for news and sports shows only.

• INDIANAPOLIS 500 STYLE PRIMER •

100 percent fuel-grade ethanol – official name of the fuel used by the IZOD IndyCar Series beginning with the 2007 season, including the Indianapolis 500. Note the lowercase “e” in all references to ethanol.

American Family Insurance 500 Festival Community Day – the Wednesday of race week during the Indianapolis 500. Fans are allowed to take a lap around the famous 2.5-mile oval in their passenger cars, and Gasoline Alley is open to the public to tour. The 33 starters in the race sign autographs in the Pagoda Plaza during the afternoon. American Family Insurance 500 Festival Community Day this year is Wednesday, May 25.

Borg-Warner Trophy – the trophy honoring the winners of the Indianapolis 500.




Bump Day – the second and final day of qualifying for the Indianapolis 500, this year scheduled for Sunday, May 22.

Firestone Indy Lights – the premier ladder series for drivers and teams striving to compete in the IZOD IndyCar Series and Indianapolis 500. Run in conjunction with the IZOD IndyCar Series, the Firestone Indy Lights’ 13-race schedule features six races on ovals, six on temporary street circuits and one on a permanent road course. Drivers from this series comprise the field for the Firestone Freedom 100. Stands alone when describing the series – do not use INDYCAR before it.



Gasoline Alley – the garage area for Indianapolis 500 competitors at the Indianapolis Motor Speedway.



INDYCAR – the new name announced in January 2011 for the Indianapolis-based sanctioning body of the Indianapolis 500 and the Firestone Freedom 100. Always use in all-capital letters. Do not use Indy Racing League or IRL as names for the sanctioning body.

IZOD IndyCar Series



– the premier open-wheel oval racing series in the United States, competing on a challenging combination of superspeedways, short ovals, scenic road courses and temporary street circuits. Drivers from this series comprise the field for the Indianapolis 500. Stands alone when describing the series – do not use INDYCAR before it. All letters in IZOD must be capitalized. Do not abbreviate as IICS or any other acronym.

IZOD Indy 500 Pit Stop Challenge – the annual pit stop contest that takes place on Miller Lite Carb Day. The contest this year is scheduled for Friday, May 27.

Miller Lite Carb Day – the final day of practice before the Indianapolis 500 and the day of the Firestone Freedom 100 race. Miller Lite Carb Day is Friday, May 27 this year.



Opening Day – the first day of veteran practice for the Indianapolis 500. Opening Day this year is Saturday, May 14.

Pagoda – the central control tower at the Indianapolis Motor Speedway, adjacent to the front straightaway.

PEAK Performance Pole

Award – the \$100,000 award presented to the winner of the coveted inside front row starting position for the Indianapolis 500.



Pole Day – the first day of qualifying for the Indianapolis 500. Pole Day this year is scheduled for Saturday, May 21.

Rookie Orientation Program – a program through which rookies qualify to compete in the Indianapolis 500. Rookies must turn consistent, smooth laps at four speed phases to complete the program. The four phases: 200-205 mph, 205-210 mph, 210-215 mph, 215 or more mph. At least three of the phases must be completed during the Rookie Orientation Program (ROP).

The fourth phase may be completed during practice later in the month.



SAFER Barrier

– an acronym for Steel and Foam Energy Reduction Barrier, an energy-absorbing barrier system attached to the outside

walls in each of the four turns of the Indianapolis Motor Speedway in May 2002. The system, first installed at IMS, has become a standard safety feature at every major American oval track since 2002. A second-generation edition of the SAFER Barrier was installed in spring 2005 at IMS. The term “soft wall” is inaccurate when describing the SAFER Barrier, since the exterior “wall” portion of the system consists of five rectangular steel tubes welded together to form a unified element. Bundles of 2-inch thick sheets of extruded, closed-cell polystyrene between the steel tubes and the existing concrete retaining wall create the “soft” portion of the system, not the exterior.

Scoring Pylon – the tall, narrow black tower adjacent to the inside of the track just south of the entrance to Gasoline Alley that shows the current lap and race position of every car that started the race. The current pylon, which is topped by a wind sock, was erected in 1994. The first pylon at the Speedway was constructed in spring 1959.



“The Greatest Spectacle in Racing” – a term used to describe the Indianapolis 500. The term originated in 1955 when the burgeoning list of IMS Radio Network affiliates asked for a common tag line to alert their station engineers that the race broadcast was heading for a commercial. Legendary IMS Radio Network anchor Sid Collins first recorded the phrase, which now is part of the rich tradition of the race.

“The Most Important Race in History” – a term used to describe the 100th Anniversary Indianapolis 500 on May 29, 2011.

VERSUS – the cable television network that is providing coverage of 12 IZOD IndyCar Series races and Indianapolis 500 practice and qualifying in 2011. The name of the network is spelled in all uppercase in all uses.



Victory Podium – the elevated platform adjacent



to the Pagoda on which the winner, winning team and winning car are saluted after winning the Indianapolis 500.

Yard of Bricks – the 3-foot strip of the former brick surface of the Speedway that remains exposed at the start-finish line of the oval.



• INDIANAPOLIS 500 MEDIA COVERAGE OPPORTUNITIES •

A variety of daily coverage opportunities is available to media at the Indianapolis Motor Speedway during the 2011 Indianapolis 500 Mile Race.

Other media opportunities, including by teams and sponsors, often are added to the media schedule for the event. Check the message boards on the first and fourth floors of the Media Center for the latest advisories on all media conferences.

PRACTICE DAYS (MAY 14-20)

- A press conference with the fastest driver of the day/top story takes place in the Economaki Press Conference Room on the first floor of the Media Center within five minutes of the end of practice on each day.

LOUIS SCHWITZER AWARD (FRIDAY, MAY 20)

- The BorgWarner Louis Schwitzer Award is presented in the morning during a press conference in the Economaki Press Conference Room. The IMS Public Relations staff will inform the media of the time.

POLE DAY QUALIFYING (SATURDAY, MAY 21)

- Each qualified driver walks through the “media bullpen” on pit lane after their run for photographs, and television and radio interviews. The IMS Public Relations staff will inform the media of the location of the bullpen before Pole Day.
- A press conference with every qualified driver takes place in the Economaki Press Conference Room after the driver is finished in the “media bullpen” following their qualifying run.
- A press conference with the best story of the day or other significant newsmaker, followed by the pole winner, takes place in the Economaki Press Conference Room upon the conclusion of qualifying.

BUMP DAY QUALIFYING (SUNDAY, MAY 22)

- A press conference with the three drivers who qualified for the front row on Pole Day takes place in the morning on the Fourth Floor of the Media Center. The IMS Public Relations staff will inform the media of the time.
- The traditional front row photo opportunity with the top three qualifiers takes place in the morning on the Yard of Bricks start-finish line. The IMS Public Relations staff will inform the media of the time.
- Media bullpen, driver press conference and end-of-day press conference (usually the last driver to bump into the field) procedures are similar to Pole Day.

INDIANAPOLIS 500 MEDIA DAY (THURSDAY, MAY 26)

- All 33 starters in the Indianapolis 500 are available at individual tables for interviews with the media, usually divided into two sessions. The interviews take place in the afternoon. The IMS Public Relations staff will inform the media of the time and location.

FIRESTONE FREEDOM 100 QUALIFYING (THURSDAY, MAY 26)

- A press conference with the drivers who qualified for the front row for the Firestone Freedom 100 takes place in the Economaki Press Conference Room approximately five minutes after the end of qualifying.

MILLER LITE CARB DAY (FRIDAY, MAY 27)

- A press conference with the best story from the final Indianapolis 500 practice or other significant newsmaker takes place in the Economaki Press Conference Room approximately five minutes after the end of IZOD IndyCar Series practice.
- A press conference with the top three finishers in the Firestone Freedom 100 takes place in the Economaki Press Conference Room approximately 15 minutes after the end of the race.
- A press conference with the winning driver, team owner, chief mechanic and team from the IZOD Indy 500 Pit Stop Challenge takes place in the Economaki Press Conference Room approximately five minutes after the competition ends.

RACE DAY (SUNDAY, MAY 29)

- A press conference with the second- and third-place finishers and top-finishing rookie in the Indianapolis 500 takes place in the Economaki Press Conference Room approximately 10 minutes after the end of the race.
- A press conference with the winning driver, team owner and pertinent other winning team officials takes place in the Economaki Press Conference Room immediately after the winner's ceremonies come to an end at Victory Podium.

INDIANAPOLIS 500 VICTORY CELEBRATION (MONDAY, MAY 30)

- The traditional winner's photo opportunity with the Borg-Warner Trophy takes place in the morning at the south end of the front straightaway, near Turn 1. The IMS Public Relations staff will inform the media of the time.
- A "media bullpen" for interviews is conducted outside the JW Marriott Indianapolis hotel in downtown Indianapolis as drivers and team officials arrive for the Indianapolis 500 Victory Celebration in the late afternoon. The IMS Public Relations staff will inform the media of the time.



The Indianapolis 500 has been a magnet for worldwide newsmakers and celebrities for nearly 100 years, including Ronald Reagan, Bill Clinton, Amelia Earhart, Clark Gable, James Garner and many, many more.

• DIRECTIONS FOR MEDIA TO KEY LOCATIONS AT IMS •

For those members of the media new to the Indianapolis Motor Speedway, here are walking directions from the Media Center to other important areas of the facility:

- **Gasoline Alley:** This is the entrance to the garage area and also allows access to pit road. From the base of the Media Center, turn right (south) and go past the Pagoda and Plaza. Turn left to enter the garages or turn right to enter pit road.
- **Pit Road:** From the base of the Media Center, turn right outside the main entrance doors and then another right past the building. Head straight (west) and then turn left to the pit gate entrance, in front of the Pagoda.
- **Hall of Fame Museum:** Golf cart shuttles are available at the base of the Media Center for transportation to the Hall of Fame Museum.
- **Administration Building:** Golf cart shuttles are available at the base of the Media Center for transportation to the Administration Building.



1911

STAFF



1919

• IMS EXECUTIVE STAFF BIOGRAPHIES •



JEFFREY G. BELSKUS

President and Chief Executive Officer, Indianapolis Motor Speedway Corp.

Jeff Belskus has served as president and chief executive officer of the Indianapolis Motor Speedway Corporation since July 1, 2009. Prior to being named president and CEO, Belskus served as executive vice president and chief financial officer for Hulman & Company, Terre Haute, Ind., and its subsidiaries, including the Indianapolis Motor Speedway and INDYCAR, since 1994.

Belskus graduated with honors in 1981 from Indiana State University, where he received his bachelor's degree in accounting, and earned his CPA designation in the state of Indiana in 1985.

After joining the Indianapolis Motor Speedway in 1987, Belskus was elevated to treasurer in 1989. Already functioning as the company's chief financial officer, he was promoted to vice president in 1991 and named the company's executive vice president in January 1994.

Throughout his nearly 25 years with the organization, Belskus has been a key contributor to the management and growth of Hulman & Company and its related enterprises, including the Indianapolis Motor Speedway.

The Indianapolis Motor Speedway is host annually to the world-renowned Indianapolis 500 Mile Race, which celebrates its 100th anniversary in 2011. Additionally, Belskus manages the involvement by IMS as it plays host to the Brickyard 400 NASCAR Sprint Cup race and the Red Bull Indianapolis GP MotoGP motorcycle race, both held annually at the facility. Collectively, these three events generate an economic impact for the state of Indiana's economy of approximately \$725 million per year.

Belskus serves on several boards, including the board of managers of the Rose-Hulman Institute of Technology, where he is the vice chairman, as well as the Indiana State University Foundation board, where he is chairman of the Audit Committee. He also serves on the board of directors of the Morris Plan Company of Terre Haute, the Indiana Chamber of Commerce, the Greater Indianapolis Chamber of Commerce, the 500 Festival Board of Directors, the Central Indiana Corporate Partnership (CICP) and the Indianapolis Convention and Visitors Association. His professional affiliations include the American Institute of CPAs and the Indiana CPA Society, and the Indianapolis chapter of the Financial Executives International.

Belskus and his wife, Debbie, live in Zionsville, Ind., and have two grown children, John and Kristen.



W. CURTIS BRIGHTON

President and Chief Executive Officer, Hulman & Company

Curt Brighton was elevated to president and chief executive officer of Hulman and Company on July 1, 2009 after serving since October 2002 as executive vice president and general counsel of Hulman & Company, Terre Haute, Ind., the Indianapolis Motor Speedway, Clabber Girl Corporation and Indy Racing League, the principal operating businesses in the Hulman family of companies.

Brighton joined Hulman & Company in January 1994 as vice president and general counsel. Prior to joining Hulman & Company, Brighton practiced law in Terre Haute, Ind.

In addition to his duties at Hulman & Company, Brighton is a board member of several business and civic organizations, including First Financial Corporation, First Financial Bank, Indiana State University Foundation, Princeton Mining Company, Templeton Coal Company, Union Hospital and United States Auto Club. His professional affiliations include the Indiana State Bar Association and the Iowa State Bar Association.

Brighton's responsibilities have included coordinating the legal, risk management, human resource, real estate and philanthropic activities for all Hulman-affiliated businesses. He is a 1976 graduate of Indiana State University and a 1981 graduate of Drake University Law School.

Brighton and his wife, Linda, reside in Terre Haute.

INDIANAPOLIS MOTOR SPEEDWAY CORPORATION
• & INDIANAPOLIS MOTOR SPEEDWAY, LLC •
BOARD OF DIRECTORS, EXECUTIVE TEAM AND DIRECTORS

(Effective April 1, 2011)

Chairman of the Board.....	Mari H. George
Board of Directors.....	Nancy L. George, M. Josephine George, Katherine M. George-Conforti, Jack R. Snyder
President and CEO	Jeffrey G. Belskus
Executive Vice President.....	W. Curtis Brighton
Executive Vice President, Communications.....	Fred J. Nation
Chief Information Officer.....	Rhonda Winter
Vice President and Chief Sales Officer.....	Michael Redlick
Senior Vice President and General Manager, IMS Productions.....	Robby Greene
Senior Vice President, Operations	Mel Harder
Vice President and Treasurer.....	Ron Galle
Vice President, Marketing and Public Relations	Mark Dill
Vice President and General Counsel.....	Gretchen Snelling
Senior Director, Consumer Products.....	Nicole Garside
Senior Director, IMS Productions	Kevin Sublette
Director, Programming, IMS Productions.....	Brian Annakin
Director, Sales	Bob Beasley
Director, Medical Services	Dr. Geoffrey Billows
Director, Hall of Fame Museum.....	Ellen Bireley
Director, Public Relations.....	J. Douglas Boles
Director, Operations, Consumer Products.....	Mark Bridges
Director, Sales, IMS Productions.....	Jeffrey Crane
Director, Creative Services.....	Dawn DeBellis
Director, Engineering and Construction.....	Kevin Forbes
Director, Remote Sales, IMS Productions.....	Ken Gardner
Director, Tickets and Credentials	Latonia Hawkins
Director, Online Strategies	Daniel Incandela
Director, Human Resources.....	Theresa Jasper
Director, Corporate Development.....	Jarrod Krisiloff
Director, IMS Radio Network.....	Wally Leavitt
Director, Photography.....	Ron McQueeney
Director, Consumer Marketing	James Newton
Director, Guest Services.....	Ron Pitman
Director, Post Production, IMS Productions	Steve Stiles
Director, Customer Service.....	Peggy Swalls
Director, IndyCar Aviation.....	Greg Woodsmall
Assistant General Counsel.....	Sherri Nierste
Historian.....	Donald Davidson



Fred Nation
Executive Vice President,
Communications



Rhonda Winter
Chief Information Officer



Michael Redlick
Vice President and Chief
Sales Officer



Robby Greene
Senior Vice President
and General Manager,
IMS Productions



Mel Harder
Senior Vice President,
Operations



Ron Galle
Vice President and Treasurer



Mark Dill
Vice President, Marketing
and Public Relations




Gretchen Snelling
Vice President
and General Counsel



1921

DRIVERS

(All 2010 participants and anticipated 2011 participants)



1922



FAST FACTS:

Birthdate: March 12, 1963
Hometown: Indianapolis
Residence: Mooresville, N.C.
Ht./Wt.: 5-5/140
Spouse: Nancy
Children: Jarrett (12/13/92), Olivia (3/29/95), Amelia (5/10/00)

Career Indianapolis 500 starts: 11
Best career Indianapolis 500 finish: 5th – 1991
Best career Indianapolis 500 start: 7th – 1991
Career Indianapolis 500 earnings: \$2,174,165
Completed Rookie Orientation Program: 1988

JOHN ANDRETTI

INDIANAPOLIS 500 CAREER RESULTS:

Year	Entrant Name	Qual. Time	Qual. Speed	SP	FP	Laps	Laps Led	Reason Out/Running
1988	Mike Curb Motorsports	2:53.165	207.894	27	21	114	0	Engine
1989	Vince Granatelli Racing	2:46.967	215.611	12	25	61	0	Engine
1990	Porsche Motorsports	2:44.021	219.484	10	21	136	0	Spin
1991	Hall/VDS Racing	2:44.339	219.059	7	5	197	0	Running
1992	Hall/VDS Racing	2:41.693	222.644	14	8	195	0	Running
1993	A.J. Foyt Enterprises	2:42.348	221.746	24	10	200	2	Running
1994	A.J. Foyt Enterprises	2:41.245	223.263	10	10	196	0	Running
2007	Panther Racing	2:42.3403	221.756	24	30	95*	0	Accident
2008	Roth Racing	2:42.4913	221.550	21	16	199	0	Running
2009	Richard Petty Motorsports/ Dreyer & Reinbold Racing	2:42.6635	221.316	28	19	200	0	Running
2010	Richard Petty/ Andretti Autosport	2:40.3438	224.518	28	30	62	0	Accident
TOTAL:						1,655	2	

*Race shortened to 166 laps due to rain.

INDIANAPOLIS 500 CAREER HIGHLIGHTS:



2010: Finished 30th in No. 43 car co-owned by seven-time NASCAR champion Richard Petty ... Eliminated from race after hitting SAFER Barrier in Turn 2 after completing 62 laps ... Climbed to 14th by Lap 50 ... Black-flagged on Lap 53 for blocking Dan Wheldon, forced to serve a drive-through penalty ... Started 28th after qualifying at 224.518 on first overall attempt of Bump Day ... Waved off first qualifying attempt on Pole Day after three laps.



2009: Made 10th Indianapolis 500 start in No. 43 car co-owned by NASCAR legend Richard Petty, his former team owner in NASCAR Sprint Cup Series competition, and Dreyer & Reinbold Racing. It was the first Indianapolis 500 entry for seven-time series champion Petty ... Completed all 200 laps for the first time since 1993 ... Was bumped from starting field six times over the final three qualification days, including five times on Bump Day. Finally secured spot in starting field with dramatic qualifying run with just eight minutes remaining on Bump Day.



2008: Replaced rookie Jay Howard in the No. 24 Roth Racing entry, qualified for the 21st starting position on May 17, ran as high as 10th in the race and finished 16th one lap down ... Fastest of the day in practice May 17.



2007: Returned to the Indianapolis 500 for the first time since 1994, driving Panther Racing entry in a program that first turned laps during the second week of practice ... Started 24th, ran as high as 23rd but hit Turn 2 SAFER Barrier after completing 95 laps, finished 30th.



1994: Became first driver to run “the double” by competing in the Indianapolis 500 and Coca-Cola 600 at Charlotte on same day (May 29) ... Joined A.J. Foyt/Jonathan Byrd’s team for Indy and qualified on Pole Day at 223.263 mph ... Started 10th, ran as high as third and finished 10th ... Finished 36th at Charlotte due to engine problem.



1993: Arrived without a ride, agreed to test drive for Walker Racing ... Named to drive for A.J. Foyt Racing on third day of qualifications, qualified that day at 221.746 mph ... Was ninth-fastest on Carb Day at 217.596 ... Started 24th, led his first laps at Indy on Lap 64 and 65, was running third as of Lap 170 but had ill-handling car in traffic, finished 10th.



1992: Practiced in backup but waived off qualifications attempt ... Qualified primary car at 5:05 p.m. on Pole Day at 222.644 mph ... Started 14th, lost time on long pit stop after sliding sideways entering his pit box on Lap 46, hitting a crew member. Accident caused minor left-front wing and steering arm damage which were fixed with a pit stop on the next lap and 10 laps later ... Finished eighth, five laps down.



1991: Last qualifier on Pole Day (due to rain) at 219.059 mph ... Started and finished an Indy career-best seventh and fifth, respectively ... Seventh-fastest driver on Carb Day ... Joined uncle Mario Andretti and cousins Jeff and Michael as the first four family members to compete in the same Indianapolis 500.



1990: Qualified Porsche-powered March on rescheduled Pole Day (Sunday, May 13) at 219.484 mph ... Was eighth-fastest in Carb Day practice ... Started 10th, was seventh at halfway point but spun in Turn 1 after completing 136 laps, finished 21st.



1989: Qualified on rescheduled Pole Day (Sunday, May 14) at 215.611 mph, started 12th ... Running 11th at first pit stop, but engine stalled on exit ... Out of race after 61 laps due to ignition problem, finished 25th.



1988: Made qualification attempts on Pole Day and the second qualifying day, but waived off both times ... Qualified for his first “500” at 207.894 mph on the third qualification day (May 21), using his final attempt in his primary car ... Started 27th, running eighth at Lap 110 but engine malfunctioned four laps later, finished 21st.

OTHER CAREER HIGHLIGHTS:

One of the most versatile racers in America. Has competed in the IZOD IndyCar Series, CART, NASCAR, NHRA, IMSA and USAC ... Competed in limited schedule in IZOD IndyCar Series in 2008 ... Raced in NASCAR Sprint Cup Series full- or part-time since 1994, including a stint with famous Petty Enterprises from 1998-2003, winning in 1999 for the team at Martinsville ... Won Pepsi 400 in 1997 at Daytona for Cale Yarborough’s team ... In 1994, he became the only driver to race in the Indianapolis 500 and the inaugural Brickyard 400 that year ... Raced limited schedule in NHRA Top Fuel dragster in 1993, advancing to semifinals in first career start ... Earned first CART victory at Australia in 1991 ... Won 24 Hours of Daytona co-driving with Bob Wollek and Derek Bell in 1989 ... Co-drove in 24 Hours of Le Mans with uncle Mario Andretti and cousin Michael Andretti in 1988 ... Made CART debut in 1987 and competed in that series until 1992 ... Was named USAC National Midget Rookie of the Year in 1983.

PERSONAL:

Father, Aldo, is twin brother of 1969 Indianapolis 500 winner Mario Andretti ... Cousin Michael is owner of Andretti Autosport IZOD IndyCar Series team ... Godfather is IZOD IndyCar Series team owner and four-time Indy winner A.J. Foyt ... Graduated from Moravian College with degree in business management ... Says he would be an investment banker or stock broker if not racing ... Co-founder of Race For Riley charity event to benefit Riley Hospital for Children in Indianapolis ... Enjoys playing the stock market ... Favorite movie is "Animal House" ... Favorite band is AC/DC.

**FAST FACTS:**

Birthdate: March 13, 1987
Hometown: Nazareth, Pa.
Residence: Nazareth, Pa./Miami Beach, Fla.
Ht./Wt.: 5-8/146
Marital Status: Single
Website: www.marcoandretti.com

Career Indianapolis 500 starts: 5
Best career Indianapolis 500 finish: 2nd – 2006
Best career Indianapolis 500 start: 7th – 2008
Career Indianapolis 500 earnings: \$2,645,731
Completed Rookie Orientation Program: 2006

MARCO ANDRETTI**INDIANAPOLIS 500 CAREER RESULTS:**

Year	Entrant Name	Qual. Time	Qual. Speed	SP	FP	Laps Laps	Laps Led	Reason Out/Running
2006	Andretti Green Racing	2:40.0586	224.918	9	2	200	2	Running
2007	Andretti Green Racing	2:41.2186	223.299	9	24	162*	13	Accident
2008	Andretti Green Racing	2:40.4155	224.417	7	3	200	15	Running
2009	Andretti Green Racing	2:41.3522	223.114	8	30	56	0	Handling
2010	Andretti Autosport	2:40.3030	224.575	16	3	200	1	Running

TOTAL:**818 31**

*Race shortened to 166 laps due to rain.

INDIANAPOLIS 500 CAREER HIGHLIGHTS:

2010: Finished third in Andretti Autosport entry, climbing from career-low start of 16th ... Elevated to third after post-race review showed he was passed by Alex Lloyd during last-lap caution ... Led one lap during pit stop cycle, Lap 143 ... Reached top 10 by Lap 110, staying there until finish ... Qualified 16th at 224.575 on Pole Day on first attempt, just 21 minutes into qualifying.



2009: Finished 30th in Andretti Green Racing entry after completing 56 laps due to handling problems created after contact with Mario Moraes between Turns 1 and 2 on first lap of race ... Qualified eighth at 223.114 mph on Pole Day, May 9. Withdrew first attempt of 222.789 at 12:07 p.m. before re-qualifying at 5:32 p.m. ... Runner-up in Pit Stop Challenge to Helio Castroneves and Penske Racing ... Fastest driver in practice May 7 at 225.478.



2008: Qualified an Indianapolis 500-career best seventh at 224.417 mph at 4:34 p.m. on Pole Day after withdrawing his first attempt ... Led a career-high 15 laps during the race for Andretti Green Racing ... Led twice, on Laps 122-136 and Lap 139 ... Finished third, his second top-three finish in three starts ... Was fastest of the day in practice on May 6 and on Pole Day ... His Pole Day top speed of 228.318 mph was the fastest practice speed of the month.



2007: Qualified ninth for the second year in a row, led three times for 13 laps in Andretti Green Racing entry ... Started Lap 162 in ninth place but made contact with 2005 Indy 500 winner Dan Wheldon on the backstretch as the race contenders were fighting for position as rain approached ... The contact sent Andretti into a flip and also collected Ed Carpenter and 2004 Indy winner Buddy Rice ... Andretti was unhurt, finished 24th with 162 laps completed in rain-shortened race.



2006: Almost won his rookie Indianapolis 500 and took Chase Rookie of the Year honors after finishing a close second to Sam Hornish Jr. and leading two laps ... Ran in top 10 all day and took lead from his father, Michael Andretti, on Lap 198 ... Took white flag at start of Lap 200 as leader, but Hornish got a good run off Turn 4 approaching the checkered flag and passed Andretti only a few hundred feet from the start/finish line, winning by .0635 of a second, the second-closest finish in "500" history ... Qualified ninth with an average of 224.918 mph, better than all of his Andretti Green Racing teammates except Tony Kanaan, who started fifth.

OTHER CAREER HIGHLIGHTS:

Has competed full time in IZOD IndyCar Series since 2006 for team owned by his father, former Indianapolis 500 standout Michael Andretti ... Finished career-best seventh in IZOD IndyCar Series points standings in 2006, 2008 ... 2006 IZOD IndyCar Series Rookie of the Year, with victory at Infineon to become the youngest winner in major-league open-wheel racing history at the time ... Finished 10th in Firestone Indy Lights despite competing in just six of 14 events in 2005, with three victories and three pole positions, including his series debut on the streets of St. Petersburg, Fla., and Liberty Challenge on Indianapolis Motor Speedway road course ... Won Skip Barber National series, Formula TR 1600 Pro Series and Skip Barber Formula Dodge Southern Series in 2004 ... Won Skip Barber Formula Dodge Eastern Series championship with eight victories in 2003, his first season racing cars ... Competed in karting from 1997-2002.

PERSONAL:

Son of IZOD IndyCar Series team owner and Indianapolis 500 veteran Michael Andretti and grandson of 1969 Indianapolis 500 winner and 1978 Formula One World Champion Mario Andretti ... Purchased his childhood home in Nazareth, Pa., where he spends most of his time with family and close friends ... Enjoys relaxing at the family lake, basketball, running and target shooting ... Favorites: food is Japanese; restaurant is Mr. Chow; television show is "Entourage."



FAST FACTS:

Birthdate: Feb. 23, 1986
Hometown: Verviers, Belgium
Residence: Indianapolis
Ht./Wt.: 5-9/150
Marital Status: Single
Website: www.bertrand-baguette.com

Career Indianapolis 500 starts: 1
Best career Indianapolis 500 finish: 22nd – 2010
Best career Indianapolis 500 start: 24th – 2010
Career Indianapolis 500 earnings: \$300,555
Completed Rookie Orientation Program: 2010

BERTRAND BAGUETTE

INDIANAPOLIS 500 CAREER RESULTS:

Year	Entrant Name	Qual. Time	Qual. Speed	SP	FP	Laps	Laps Led	Reason Out/Running
2010	Conquest Racing	2:40.5785	224.189	24	22	183	0	Running
TOTAL:						183	0	

INDIANAPOLIS 500 CAREER HIGHLIGHTS:



2010: Finished 22nd as rookie for Conquest Racing, 17 laps down due to lengthy repairs for dislodged mirror ... Climbed to 19th by Lap 30 before mirror problem arose on Lap 39 ... Earned 24th and final qualifying spot on Pole Day at 224.189 mph, bumping Sebastian Saavedra from first-day lineup ... One of three rookies to qualify on Pole Day.

OTHER CAREER HIGHLIGHTS:

Finished 22nd in IZOD IndyCar Series as rookie with Conquest Racing in 2010 ... Best finish was 10th on oval at Kentucky ... Competed in World Series by Renault from 2007-09, winning championship in 2009 with DRACO team ... Tested Renault and Sauber Formula One cars in December 2009 as prize for winning World Series title ... Made four Superleague Formula starts in 2008 ... Competed in Formula Renault 2.0 in 2005-06, finishing fourth in European championship in 2006 ... Finished third in Belgian Formula Renault 1.6 championship in 2004 ... Competed in karting from 2000-03, winning Belgian championship in 2003. Won scholarship in 2003 to compete in Belgian Formula Renault 1.6 in 2004.

PERSONAL:

Enjoys cycling, movies, spending time with family and friends ... Favorite movies are "Seven Pounds" and Belgian comedy "Dikkenek" ... Has college degree in accounting ... Lived in guest house of Conquest Racing owner Eric Bachelart when he first came to U.S. ... Favorite food is pasta a la Carbonara ... Favorite quote: "Never give up" ... Speaks French, English and Italian ... Has a degree in accounting.



ANA BEATRIZ

FAST FACTS:

Birthdate: March 18, 1985
Hometown: Sao Paulo, Brazil
Residence: Indianapolis
Ht./Wt.: 5-7/132
Marital Status: Single
Website: www.biaracing.com

Career Indianapolis 500 starts: 1
Best career Indianapolis 500 finish: 21st – 2010
Best career Indianapolis 500 start: 21st – 2010
Career Indianapolis 500 earnings: \$250,305
Completed Rookie Orientation Program: 2010

INDIANAPOLIS 500 CAREER RESULTS:

Year	Entrant Name	Qual. Time	Qual. Speed	SP	FP	Laps	Laps Led	Reason Out/Running
2010	Dreyer & Reinbold Racing	2:40.5402	224.243	21	21	196	0	Accident
TOTAL:						196	0	

INDIANAPOLIS 500 CAREER HIGHLIGHTS:




2010: Finished 21st as rookie in Dreyer & Reinbold Racing entry ... Reached 20th by Lap 140 and held steady until finish ... Top rookie qualifier, earning 21st spot on Pole Day at 224.243 mph. It was second-fastest qualifying speed by a rookie woman driver in Indianapolis 500 history. Only Danica Patrick was fastest, at 227.004 in 2005.

OTHER CAREER HIGHLIGHTS:

Competed in four IZOD IndyCar Series events in 2010, with best finish of 13th in hometown of Sao Paulo, Brazil ... Competed in Firestone Indy Lights in 2008-09 for Sam Schmidt Motorsports, finishing third in 2008 and eighth in 2009 ... Won in 2008 at Nashville to become first female driver to earn Firestone Indy Lights victory. Also won in 2009 at Iowa ... Won Firestone Indy Lights Rising Star Award in 2008 ... Competed in South American Formula 3 in 2006, finishing fifth in championship ... Competed in Brazilian Formula Renault in 2003-05, with three victories in 2005. Series Rookie of the Year in 2003 ... Started career in karting, winning Sorriso Petrobrás Kart Cup in 2003 and two Gold Helmet Awards as top Brazilian kart racer.

PERSONAL:

Given name is Ana Beatriz Caselato Gomes de Figueiredo ... Nickname is "Bia" ... Enjoys soccer, tennis ... Formula One World Champion and fellow Brazilian Ayrton Senna is her racing hero.



FAST FACTS:

Birthdate: April 19, 1975
Hometown: San Francisco
Residence: San Luis Obispo, Calif.
Ht./Wt.: 5-11/165
Spouse: Heather
Children: Jaxon, Jensen
Website: www.townsendbell.com

Career Indianapolis 500 starts: 4
Best career Indianapolis 500 finish: 4th – 2009
Best career Indianapolis 500 start: 10th – 2010
Career Indianapolis 500 earnings: \$1,196,980
Completed Rookie Orientation Program: 2006

TOWNSEND BELL

INDIANAPOLIS 500 CAREER RESULTS:

Year	Entrant Name	Qual. Time	Qual. Speed	SP	FP	Laps	Laps Led	Reason Out/Running
2006	Vision Racing	2:40.4466	224.374	15	22	161	0	Suspension
2008	Dreyer & Reinbold Racing	2:41.7693	222.539	12	10	200	0	Running
2009	KV Racing Technology	2:42.7524	221.195	24	4	200	0	Running
2010	Chip Ganassi Racing Sam Schmidt Mtrspsts	2:39.9313	225.097	10	16	199	0	Running
TOTAL:						760	0	

INDIANAPOLIS 500 CAREER HIGHLIGHTS:



2010: Finished 16th in Chip Ganassi Racing Sam Schmidt Motorsports entry, one lap down ... Ran in top 10 most of first 150 laps of race before being black-flagged on Lap 159 for blocking Ryan Hunter-Reay on front straightaway ... Qualified career-best 10th on Pole Day at 225.097, just missing Fast Nine Shootout for the pole ... Made two qualification attempts on Pole Day, with second, final attempt bumping Paul Tracy from top 24 spots available that day.



2009: Finished career-best fourth in KV Racing Technology entry after starting 24th. Only Rookie of the Year Alex Tagliani gained more spots from start to finish ... Climbed to fourth on Lap 184 and stayed there until checkered flag ... Passed seven cars on the first lap of the race ... First entered top 10 on Lap 65 ... Qualified on Third Day Qualifying on May 16 in only attempt for second-week program.



2008: Qualified for the 12th starting position with Dreyer & Reinbold Racing ... Ran as high as ninth – cracking the top-10 around Lap 70 – and finished an Indy career-best 10th.



2006: Qualified 15th for Vision Racing in his first Indianapolis 500, broke into the top 10 during the race by Lap 90 and ran as high as eighth ... Was assessed a drive-through penalty after leaving the pits with the fuel hose still attached on a Lap 150 pit stop ... As he re-entered the pits, took action to avoid Sam Hornish Jr., who also was serving a penalty, and hit a cone, causing suspension damage ... Finished 22nd with 161 laps ... Fastest of the day on the second day of Rookie Orientation, May 8, at 221.381 mph.

OTHER CAREER HIGHLIGHTS:

Raced in limited IZOD IndyCar Series schedule in 2008 for Dreyer & Reinbold Racing and in 2004-05 for Panther Racing. Recorded five top-10 finishes in 2004 ... Competed in FIA Formula 3000 Championship in 2003 for Arden International, with third-place finish in Hungary ... Tested for BAR-Honda and Jaguar Formula One teams in 2003 ... Competed in limited CART schedule in 2001-02 for Patrick Racing, with best finish of fourth ... Competed in Firestone Indy Lights in 2000-01, winning series championship in 2001 for Dorricott Racing with six victories in 12 starts ... Finished second in Firestone Indy Lights with two victories in 2000, named series Rookie of the Year ... Competed in Barber Dodge national and regional events from 1997-99 ... Competed in regional and national kart events beginning from 1987-92.

PERSONAL:

Enjoys motorcycles, karts, fitness training and the Web ... Former Skip Barber Racing School instructor ... Served as a substitute analyst for SPEED's Formula One TV coverage during one race ... Favorite foods are sushi and French desserts ... Racing heroes are Rick Mears and Ayrton Senna ... Favorite film is "Good Will Hunting."

**FAST FACTS:**

Birthdate: Sept. 24, 1981
Hometown: Sydney, Australia
Residence: Mooresville, N.C.
Ht./Wt.: 5-7/145
Spouse: Nicole
Website: www.ryanbriscoe.com

Career Indianapolis 500 starts: 5
Best career Indianapolis 500 finish: 5th – 2007
Best career Indianapolis 500 start: 2nd – 2009
Career Indianapolis 500 earnings: \$1,545,235
Completed Rookie Orientation Program: 2005

RYAN BRISCOE**INDIANAPOLIS 500 CAREER RESULTS:**

Year	Entrant Name	Qual. Time	Qual. Speed	SP	FP	Laps	Laps Led	Reason Out/Running
2005	Target Chip Ganassi Racing	2:40.6569	224.080	24	10	199	0	Running
2007	Luczo Dragon Racing	2:40.4208	224.410	7	5	166*	0	Running
2008	Team Penske	2:39.2358	226.080	3	23	171	0	Accident
2009	Team Penske	2:40.6546	224.083	2	15	200	11	Running
2010	Team Penske	2:38.9027	226.554	4	24	147	5	Accident
TOTAL:						883	16	

*Race shortened to 166 laps due to rain.

INDIANAPOLIS 500 CAREER HIGHLIGHTS:

2010: Disappointing Race Day with 24th-place finish after qualifying fourth in Team Penske entry ... Led twice for five laps ... Eliminated from race after hitting SAFER Barrier in Turn 4 on Lap 148 ... Qualified for Fast Nine Shootout on Pole Day with four-lap run of 225.365, improving to 226.554 in two attempts during Shootout.



2009: Endured disappointing Race Day after qualifying career-best second in Team Penske entry ... Led Laps 53-63 but faded due to grip issues after pit stop on Lap 64 ... Short-fueling call by team owner and race strategist Roger Penske late in the race helped Briscoe gain positions over final laps ... Came closest to teammate and pole sitter Helio Castroneves on Pole Day, qualifying second in attempt with just nine minutes remaining ... Withdrew first attempt on Pole Day of 224.131 mph ... Turned top lap on “Fast Friday,” May 8, at 225.981, the fastest practice speed of the month.



2008: Was the first qualifier on Pole Day, but withdrew his first run and re-qualified at 226.080 mph at 3:34 p.m. ... Spun in Turn 1 while practicing in his backup car on May 16, causing damage to the rear of the car; Briscoe was unhurt ... Started an Indy career-best third, ran in the top 10 until just after Lap 30 then dropped back into the 20's ... Made contact with Danica Patrick as he exited his pit stall on Lap 172, causing damage to both cars ... Finished 23rd with 171 laps completed ... Fastest in practice, in his backup car, on May 15.



2007: Scored his career-best start and finish at the Indianapolis 500, driving for Luczo Dragon Racing ... Qualified on Pole Day at 224.410 mph and started fifth ... Was running third – his highest position of the day – on Lap 160 but lost two spots before the race was yellow-flagged on Lap 163 and finished fifth, his second top-10 finish in as many “500” appearances.




2005: Qualified on the second weekend after accident during the second lap of his qualifying run on rescheduled Pole Day, Sunday, May 15 ... Briscoe's Target Chip Ganassi Racing car did a quarter-spin exiting Turn 1 then slid along the south short chute and Turn 2 SAFER Barrier, causing moderate rear-end damage ... Started 24th, steadily gained positions and finished 10th, his highest position of the day, one lap down ... Second-highest finishing rookie behind Danica Patrick.

OTHER CAREER HIGHLIGHTS:

Competed in IZOD IndyCar Series for Team Penske in 2008-10, finishing third in the championship in 2009 and fifth in 2008, 2010 ... Won three points races in 2009 and two in 2008. Led 13 of 17 races in 2009, more than any other driver ... Won from pole at Texas in 2010 ... Competed in limited IZOD IndyCar Series schedule in 2006 for Dreyer & Reinbold Racing, finishing third at Watkins Glen ... Was contender for IZOD IndyCar Series Rookie of the Year honors in 2005 with Target Chip Ganassi Racing until serious accident at Chicagoland Speedway forced him to miss final two events ... Finished second in American Le Mans Series' LMP2 class for Penske Racing in 2007, sharing two victories with Sascha Maassen. Named ALMS Rookie of the Year ... Raced in GRAND-AM Rolex Series, A1GP, Champ Car and V8 Supercar Enduro series in 2006 ... Won Formula 3 Euroseries championship in 2003 ... Competed in Formula 3000 International Championship and German Formula 3 in 2002 ... Formula One test driver for Panasonic Toyota Racing from 2002-04 ... Won Italian Formula Renault championship in 2001 and fourth in Formula Renault Eurocup, earning Formula One test with Panasonic Toyota Racing ... Competed in karting from 1993-2000 in native Australia and Europe. Won 1999 Formula A Italian Open championship. Won one state championship, three national championships and one Oceania championship from 1993-96.

PERSONAL:

Speaks English and Italian ... Favorite food depends on the day, but loves sushi, Italian, and salt-and-vinegar chips ... Wife, Nicole, is host of ESPN's “NASCAR Now” ... Idolizes fellow Aussie Sir Jack Brabham as the greatest driver of all time “for his skill in all sectors of motor racing.”



FAST FACTS:

Birthdate: March 3, 1981

Hometown: Indianapolis

Residence: Indianapolis

Ht./Wt.: 5-9/165

Spouse: Heather

Children: Makenna, Ryder

Career Indianapolis 500 starts: 7

Best career Indianapolis 500 finish: 5th – 2008

Best career Indianapolis 500 start: 8th – 2010

Career Indianapolis 500 earnings: \$1,934,675

Completed Rookie Orientation Program: 2004

ED CARPENTER

INDIANAPOLIS 500 CAREER RESULTS:

Year	Entrant Name	Qual. Time	Qual. Speed	SP	FP	Laps	Laps Led	Reason Out/Running
2004	Red Bull Cheever Racing	2:44.6921	218.590	16	31	62*	0	Accident
2005	Vision Racing	2:42.5731	221.439	26	11	199	0	Running
2006	Vision Racing	2:40.3224	224.548	12	11	199	0	Running
2007	Vision Racing	2:41.0777	223.495	14	17	164*	0	Accident
2008	Vision Racing	2:40.8324	223.835	10	5	200	3	Running
2009	Vision Racing	2:41.5942	222.780	17	8	200	0	Running
2010	Panther Racing	2:40.3514	224.507	8	17	199	0	Running

TOTAL:

1,223 3

*Race shortened to 180 laps due to rain in 2004; race shortened to 166 laps in 2007 due to rain.

INDIANAPOLIS 500 CAREER HIGHLIGHTS:



2010: Finished 17th in Panther Racing entry, one lap down ... Ran in top 10 most of first 100 laps of race before being forced to return for second pit stop on Lap 109 after entering closed pit for service on Lap 107 ... Qualified career-best eighth at 224.507 in Fast Nine Shootout ... Earned spot in Fast Nine Shootout with four-lap run of 225.166.



2009: Made a steady climb during the race in Vision Racing entry, earning second consecutive top-10 finish. First reached top 10 on Lap 60 before finishing eighth ... Qualified 17th at 222.780 mph on Second Day Qualifying on Sunday, May 10. Was bumped from field after first attempt of 221.272 on Pole Day, Saturday, May 9.



2008: Had a successful month of May by earning his best-career Indy start and finish, and by leading laps in the “500” for the first time ... Was the 10th fastest qualifier on Pole Day for Vision Racing, a career best ... Started the race 10th, briefly dropped out of the top 10 at the start but was back in by Lap 40 ... Led laps 156-158, stayed comfortably in the top 10 the rest of the race and finished fifth ... Surpassed \$1 million in Indianapolis 500 earnings.



2007: Made two qualification attempts on Pole Day but did not secure one of the 11 eligible spots ... Qualified on the second day at 223.495 mph and started 14th in Vision Racing entry ... Ran as high as fourth, brushed wall in Turn 2 around Lap 125 without causing damage ... Was running 13th when he was caught up in the accident that followed contact between Marco Andretti and Dan Wheldon on Lap 165 ... Finished 17th.



2006: Qualified 12th at 224.548 mph in Vision Racing entry and finished 11th, which he first recorded in 2005 ... Broke into the top 10 for the first time in the race just before Lap 160, ran as high as seventh ... Was in position for a top-10 finish but had to pit for fuel on Lap 192 while the rest of the leaders stayed out, finished 11th, one lap down.



2005: Waved off two qualifying attempts on rescheduled Pole Day on Sunday, May 15 and then qualified on his first attempt on Saturday, May 21 ... Started 26th and dropped back three positions on first lap in Vision Racing entry, then steadily moved through the field, entering the top 15 by Lap 160, finished 11th, his highest position of the day.



2004: Competed in first Indianapolis 500 with Red Bull Cheever Racing ... Qualified in first attempt in backup car on Pole Day at 218.590 ... Was running 14th, his highest position of the day, on Lap 63 when his car and that of Mark Taylor touched entering Turn 3, causing both cars to make heavy contact with the outside retaining wall ... Carpenter was uninjured, credited with 31st finishing position.

OTHER CAREER HIGHLIGHTS:

Competed in limited IZOD IndyCar Series schedule in 2010, with best finish of second after earning first career pole at Kentucky ... Competed full time in IZOD IndyCar Series from 2004-09, with Red Bull Cheever Racing in 2004 and with family-owned Vision Racing from 2005-09. Earned career-best finish of second in 2009 at Kentucky, losing to Ryan Briscoe by .0162 of second in a stirring, wheel-to-wheel duel ... Finished career-best 12th in series points in 2009 ... Finished second in IZOD IndyCar Series Rookie of the Year standings in 2004 ... Made IZOD IndyCar Series debut with PDM Racing in 2003 at Chicagoland Speedway, becoming the first driver to compete in IZOD IndyCar Series and Firestone Indy Lights at the same event ... Finished third in Firestone Indy Lights standings in 2002 and 2003. Won inaugural Firestone Freedom 100 at Indianapolis Motor Speedway in 2003 in car owned by four-time Indianapolis 500 winner A.J. Foyt ... Competed in USAC national events from 1999-2001, winning Midget feature in 1999 at Louisville, Ky., and USAC Sprint feature in 2001 at Salem, Ind. ... Raced midget in USAC Regional Series in 1998 ... Began career racing quarter-midgets in 1989, winning several club and regional championships. Advanced to three-quarter midgets in 1997.

PERSONAL:

Graduated from Butler University with a degree in marketing in 2003, a few weeks before he won the Firestone Freedom 100 at the Indianapolis Motor Speedway ... Racing hero is A.J. Foyt, because he could drive anything ... Loves to do his own home renovation projects and has bought, renovated and sold a few homes in the Indianapolis area ... Avid Indianapolis Colts fan ... Also enjoys cycling, water skiing and working out ... Learned to drive on a tractor while growing up on a farm in Marshall, Ill.

**FAST FACTS:**

Birthdate: May 10, 1975
Hometown: Sao Paulo, Brazil
Residence: Fort Lauderdale, Fla.
Ht./Wt.: 5-8/147
Marital Status: Single
Children: Mikaela
Website: www.heliocastroneves.com



Career Indianapolis 500 starts: 10
Career Indianapolis 500 wins: 3 – 2001, 2002, 2009
Career Indianapolis 500 poles: 4 – 2003, 2007, 2009, 2010
Career Indianapolis 500 earnings: \$9,219,283
Completed Rookie Orientation Program: 2001 (participated, but was not required to due to prior experience)

HELIO CASTRONEVES

INDIANAPOLIS 500 CAREER RESULTS:

Year	Entrant Name	Qual. Time	Qual. Speed	SP	FP	Laps	Laps Led	Reason Out/Running
2001	Penske Racing	2:40.6124	224.142	11	1	200	52	141.574 mph
2002	Marlboro Team Penske	2:37.1695	229.052	13	1	200	24	166.499 mph
2003	Marlboro Team Penske	2:35.3564	231.725	1	2	200	58	Running
2004	Marlboro Team Penske	2:42.9830	220.882	8	9	180*	0	Running
2005	Marlboro Team Penske	2:38.6414	226.927	5	9	200	0	Running
2006	Marlboro Team Penske	2:37.8893	228.008	2	25	109	9	Accident
2007	Team Penske	2:39.4214	225.817	1	3	166*	19	Running
2008	Team Penske	2:39.4806	225.733	4	4	200	0	Running
2009	Team Penske	2:40.0967	224.864	1	1	200	66	150.318 mph
2010	Team Penske	2:37.9154	227.970	1	9	200	3	Running
TOTAL:						1,855	231	

*Race shortened to 180 laps due to rain in 2004; shortened to 166 laps due to rain in 2007.

INDIANAPOLIS 500 CAREER HIGHLIGHTS:



2010: Finished ninth in Team Penske entry, ninth top-10 result in 10 career Indianapolis 500 starts ... Led once for three laps ... Won fourth Indianapolis 500 pole with four-lap run of 227.970 during Fast Nine Shootout ... One of only four drivers to earn at least four Indianapolis 500 poles, joining Rick Mears, A.J. Foyt and Rex Mays ... Made four qualification attempts on Pole Day, two each during first segment and Fast Nine Shootout ... Earned record fifth Pit Stop Challenge victory, extending Team Penske's record victory total to 12. Castroneves has won Pit Stop Challenge four consecutive years since 2006, as the contest was rained out in 2008 ... Fastest driver on two practice days, 227.046 on May 16 and 226.558 on Fast Friday, May 21.



2009: Enjoyed a dream Month of May, winning race, pole and Pit Stop Challenge in Team Penske entry just weeks after being cleared on tax evasion charges ... It was the first "May sweep" since Buddy Rice and Rahal-Letterman Racing in 2004 ... Became Indianapolis 500 all-time career earnings leader after winning record \$3,048,005 ... Became just ninth driver to win Indianapolis 500 at least three times and the eighth driver to win at least three poles ... Led the first seven laps of the race and didn't regain lead until diving under Scott Dixon in Turn 1 on Lap 142 in the 1,000th lead change in Indianapolis 500 history. Castroneves then led for the rest of the race, beating Dan Wheldon to the finish by 1.9819 seconds ... Won the pole with run of 224.864 mph at 4:19 p.m. on Pole Day, May 9. Withstood 11 subsequent attempts to keep pole position ... First qualifying attempt of 223.949 at 12:47 p.m. was withdrawn ... Fastest driver in Miller Lite Carb Day final practice at 223.920.



2008: Qualified on Pole Day for the fourth starting position in Penske Racing entry – his fifth top-five starting position in the past six years ... Hit debris from Marty Roth's accident on Lap 61, requiring a 17-second stop to replace a damaged front wing ... Ran in the top 10 throughout most of the race, re-entered the top five by Lap 150, passed Ed Carpenter for third on Lap 160 to achieve his highest position of the day ... Finished fourth, the fifth finish of fourth or better in his eight-year Indianapolis 500 career.



2007: Earned his second career pole for the Indianapolis 500, posting a four-lap average of 225.817 mph on Pole Day in a Team Penske entry despite never posting the fastest lap in practice all month ... Led three times for 19 laps during the race, finished third, his fourth top-three finish at the "500" in seven appearances ... Surpassed \$5 million in "500" career earnings ... Won Pit Stop Challenge with Team Penske.



2006: Qualified second in Team Penske entry, alongside teammate and pole winner Sam Hornish Jr., with an average speed of 228.008 mph, his second appearance on the prestigious front row ... Led the first nine laps of the race, his first laps led since 2003 ... Involved in wheel-to-wheel contact with Buddy Rice between Turns 3 and 4 on Lap 110, sending both cars into the SAFER Barrier ... Finished 25th with 109 laps, his first "500" finish outside the top 10.



2005: Finished ninth for the second consecutive year in Team Penske entry, maintaining his streak of never finishing outside the top 10 at the Indianapolis 500 ... Top-10 finish came despite severe handling problems caused when Castroneves hit debris from Larry Foyt's accident on Lap 18 ... Was the next-to-last qualifier on rescheduled Pole Day, started fifth, his second-best starting position at Indy other than winning the pole in 2003.



2004: Turned in the fastest speed of the day in practice on Monday, May 10 and Thursday, May 13 ... Fastest practice speed of the month was 221.261 mph on May 15, the 12th-fastest practice lap of the month among all drivers ... Aborted first qualification attempt on Pole Day but qualified for the eighth starting position with his second attempt at 220.882 in Team Penske entry ... Did not lead a lap in the race for the first time in his career, finished ninth, his first time to not finish first or second ... Team finished second in Pit Stop Challenge to Buddy Rice's Rahal Letterman Racing crew.



2003: Won his first pole, and the first Indy pole for Toyota, with a four-lap average of 231.725 mph in Team Penske entry despite wind gusts approaching 30 mph ... Became the first back-to-back Indianapolis 500 winner to win the pole for the race in which he attempted to win three-consecutive Indianapolis 500s ... Wilbur Shaw qualified third in 1941 after winning the "500" in 1939-40, the best previous third-year qualification run ... Finished second at Indianapolis, just .2990 of a second behind teammate Gil de Ferran ... Castroneves' results of first, first and second in his first three starts at Indy are the best of any driver in "500" history.



2002: Won second consecutive Indianapolis 500 in Team Penske entry, becoming only the fifth driver to win consecutive times at Indy and the first to do so since Al Unser in 1970-71 ... First driver in Indianapolis 500 history to win race in each of his first two starts ... Earned a record payout of \$1,606,215 of the record \$10,028,580 that was awarded for the 86th Indianapolis 500 ... Qualified 13th at 229.052 mph on Pole Day.



2001: Won Indianapolis 500 by 1.7373 seconds over Team Penske teammate Gil de Ferran, performing popular climb of Indianapolis Motor Speedway safety fence after race ... Led final 52 laps of race after starting 11th ... Had trouble early in the month adjusting to Turn 1, making light contact with the outside retaining wall in that turn on May 10 and 11.

OTHER CAREER HIGHLIGHTS:

Has raced full time in IZOD IndyCar Series for Team Penske since 2002, finishing sixth or better in the championship every season. Best finish was second as a series rookie in 2002 and in 2008. Lost to Scott Dixon by 17 points in 2008. Finished third in 2006, just two points behind fellow Indy 500 winners Sam Hornish Jr. and Dan Wheldon ... Won career-high four races in 2006 and series record seven poles in 2007 ... Made two IZOD IndyCar Series starts in 2001 while also racing full time in CART ... Competed in IROC all-star series from 2002-05 ... Competed in CART from 1998-2001, driving for Bettenhausen, Hogan and Penske teams ... Joined Penske in 2000, earning first career series victory at Detroit. Finished career-best fourth in CART standings in 2001 with three victories ... Runner-up to Tony Kanaan in CART Rookie of the Year standings in 1998 ... Competed in Firestone Indy Lights in 1996-97, finishing second in championship to Tony Kanaan in 1997 ... Competed in Formula 3 from 1993-95 in Brazilian, South American and British series ... Competed in karting from 1987-91, winning Brazilian national championship in 1989.

PERSONAL:

The gregarious Castroneves became an entertainment superstar in fall 2007 after winning dancing competition hit ABC TV show "Dancing with the Stars" ... Participated in national tour of celebrities and dancers from "Dancing with the Stars" in early 2008 ... Has appeared on the pages of *People*, *Cosmopolitan*, *Esquire* and *Details*, and was on the cover of *ESPN The Magazine* after winning "Dancing with the Stars" ... Also graced numerous red-carpet events and was a guest on many popular national talk shows after winning "Dancing with the Stars" ... Works out six days per week during offseason ... Workout regimen includes swimming, running, weightlifting ... Avid tennis player, has played matches against Anna Kournikova, Kim Clijsters and Martina Hingis ... Fluent in Portuguese, English and Spanish ... Favorite food is sushi.

**FAST FACTS:**

Birthdate: Aug. 19, 1983

Hometown: Bromley, Kent, England

Residence: Sevenoaks, Kent, England/Miami

Ht./Wt.: 5-8/150

Marital Status: Single

Website: www.mikeconway.co.uk

Career Indianapolis 500 starts: 2

Best career Indianapolis 500 finish: 18th – 2009

Best career Indianapolis 500 start: 15th – 2010

Career Indianapolis 500 earnings: \$607,610

Completed Rookie Orientation Program: 2009

MIKE CONWAY**INDIANAPOLIS 500 CAREER RESULTS:**

<u>Year</u>	<u>Entrant Name</u>	<u>Qual. Time</u>	<u>Qual. Speed</u>	<u>SP</u>	<u>FP</u>	<u>Laps Led</u>	<u>Reason Out/Running</u>
2009	Dreyer & Reinbold Racing	2:42.5889	221.417	27	18	200	0 Running
2010	Dreyer & Reinbold Racing	2:40.2969	224.583	15	19	198	15 Accident
TOTAL:						398	15

INDIANAPOLIS 500 CAREER HIGHLIGHTS:

2010: Finished 19th in Dreyer & Reinbold Racing entry after suffering broken leg and back in frightening last-lap collision with Ryan Hunter-Reay ... Injuries sidelined Conway for remainder of IZOD IndyCar Series season ... Was on pit stop/fuel sequence that could have produced a top-five finish before accident occurred ... Inherited lead on pit stop cycle on Lap 163, staying out front until Lap 177 ... Qualified 15th at 224.583 on only attempt of Pole Day.



2009: Completed all 200 laps as a rookie in Dreyer & Reinbold Racing entry, rallying from 29th on Lap 27 to finish 18th ... Ran as high as 10th on Lap 179 before final pit stop on Lap 180 ... Crashed during morning practice Sunday, May 10, which forced him to qualify during second weekend. Qualification run of 220.124 mph on Third Day Qualifying, May 16 was withdrawn. Qualified at 221.417, good for 27th starting spot, midway through qualifications on Bump Day, May 17, temporarily bumping teammate John Andretti from field.

OTHER CAREER HIGHLIGHTS:

Competed in first six races of 2010 IZOD IndyCar Series season for Dreyer & Reinbold Racing before injuries suffered in Indianapolis 500 crashed ended his season ... Started second, finished ninth at Barber, both career bests ... Earned one podium finish in first IZOD IndyCar Series season in 2009 for Dreyer & Reinbold Racing, placing third at Infineon ... Competed full time in GP2 Series in 2007-08 with Trident Racing and Super Nova Racing, winning sprint race in 2008 at Monaco for Trident ... Participated in Honda F1 Racing Young Driver Program in 2007-08 ... Competed in British Formula 3 series in 2005-06, winning championship in 2006 for team owned by 2007 Formula One World Champion Kimi Raikkonen ... Won prestigious Formula 3 Macau Grand Prix in 2006 ... Received National Racing Driver of the Year award in 2006 at the Autosport Awards ... Competed in British Formula 3 Renault in 2003-04, winning championship in 2004 with Fortec Motorsports ... Finalist for McLaren Autosport BRDC Young Driver of the Year award in 2004 ... Competed in British Formula Ford and Junior Formula Ford in 2001-02 ... Won British Formula A karting series in 2000 and British JICA karting series in 1998.

PERSONAL:

Enjoys cycling, swimming, cooking.



FAST FACTS:

Birthdate: Sept. 1, 1988
Hometown: Thun, Switzerland
Residence: Scottsdale, Ariz.
Ht./Wt.: 5-7/150
Marital Status: Single
Website: www.simonadesilvestro.com


Career Indianapolis 500 starts: 1
Best career Indianapolis 500 finish: 14th – 2010
Best career Indianapolis 500 start: 22nd – 2010
Career Indianapolis 500 earnings: \$327,055
Completed Rookie Orientation Program: 2010

SIMONA DE SILVESTRO

INDIANAPOLIS 500 CAREER RESULTS:

Year	Entrant Name	Qual. Time	Qual. Speed	SP	FP	Laps	Laps Led	Reason Out/Running
2010	HVM Racing	2:40.5511	224.228	22	14	200	0	Running
TOTAL:						200	0	

INDIANAPOLIS 500 CAREER HIGHLIGHTS:

 **2010:** Finished 14th in HVM Racing entry, named Chase Rookie of the Year ... Made steady climb through field after starting 22nd ... Ran as high as 13th on Lap 142 ... Climbed from 18th to 14th over last 10 laps of raceclimbing to 14th on final lap of race ... Qualified 22nd on only attempt on Pole Day at 224.228.

OTHER CAREER HIGHLIGHTS:

Finished 19th in 2010 IZOD IndyCar Series standings as rookie for HVM Racing. Recorded two top-10 finishes, with a best of eighth at Mid-Ohio ... Competed in Atlantic Championship in 2007-09, finishing third in points for Team Stargate Worlds in 2009 with four victories ... Became winningest female driver in Atlantic history in 2009 with five career wins ... Became second woman in Atlantic history to win, in 2008 at Long Beach ... Finished fourth in Formula BMW USA in 2006. Scored two third-place finishes in support races at United States Grand Prix, becoming first woman to earn a podium finish at Indianapolis Motor Speedway ... Competed in Formula Renault 2000 in Italy in 2005 and Formula A in France in 2004 ... Started career in karting.

PERSONAL:

Enjoys music, golf, tennis, movies, learning to play the piano ... Favorite driver is seven-time Formula One World Champion Michael Schumacher ... Favorite tracks are Road Atlanta, Virginia International Raceway.



SCOTT DIXON

FAST FACTS:

Birthdate: July 22, 1980
Hometown: Auckland, New Zealand
Residence: Indianapolis
Ht./Wt.: 5-10/150
Spouse: Emma
Children: Poppy
Website: www.scottdixon.com



2008

Career Indianapolis 500 starts: 8
Career Indianapolis 500 wins: 1 – 2008
Career Indianapolis 500 poles: 1 – 2008
Career Indianapolis 500 earnings: \$5,633,457
Completed Rookie Orientation Program: DNP
 (Prior experience)

INDIANAPOLIS 500 CAREER RESULTS:

Year	Entrant Name	Qual. Time	Qual. Speed	SP	FP	Laps	Laps Led	Reason Out/Running
2003	Target Chip Ganassi Racing	2:36.4547	230.099	4	17	191	15	Accident
2004	Target Chip Ganassi Racing	2:44.1447	219.319	13	8	180*	0	Running
2005	Target Chip Ganassi Racing	2:39.8475	225.215	13	24	113	0	Accident
2006	Target Chip Ganassi Racing	2:38.6457	226.921	4	6	200	6	Running
2007	Target Chip Ganassi Racing	2:39.9136	225.122	4	2	166*	11	Running
2008	Target Chip Ganassi Racing	2:39.0348	226.366	1	1	200	115	143.567mph
2009	Target Chip Ganassi Racing	2:40.8098	223.867	5	6	200	73	Running
2010	Target Chip Ganassi Racing	2:39.1277	226.233	6	5	200	0	Running

TOTAL:

1,450 220

**Race shortened to 180 laps due to rain in 2004; race shortened to 166 laps due to rain in 2007.*

INDIANAPOLIS 500 CAREER HIGHLIGHTS:



2010: Finished fifth in Target Chip Ganassi Racing entry, his fifth consecutive top-six result ... Failed to lead a lap for the first time since 2005 ... Dropped to 24th on Lap 70 after pit road miscue on Lap 67 caused him to leave pit without left front wheel. Fought back to fifth by finish ... Qualified sixth at 226.233 on Pole Day. Made three attempts in 90 minutes during Fast Nine Shootout, saving best run for last, at 5:54 p.m. ... Fastest driver on consecutive practice days, 226.549 on May 18 and 226.971 on May 19.



2009: Finished sixth in Target Chip Ganassi Racing entry, his fourth consecutive top-six finish and fifth top-10 result in seven starts ... Led twice for 73 laps, more than any driver ... Lost the lead for good when passed in Turn 1 by Helio Castroneves, who led for remainder of race to earn third victory ... Problem placing right rear wheel on hub on final pit stop on Lap 163 caused Dixon to drop from third to seventh in running order ... Raised Indianapolis 500 career winnings to \$5,256,152, fifth best of all time ... Qualified with 23 minutes remaining on Pole Day, May 9 with run of 223.867 mph ... Initial qualifying attempt of 223.781 at 2:39 p.m. was withdrawn ... Fastest driver in practice Friday, May 15 at 222.799.



2008: Earned his first-career pole and victory at the Indianapolis 500, becoming the 19th driver to win from the pole ... Won the PEAK Motor Oil Pole Award presented by AutoZone with his second qualifying attempt on Pole Day, at 3:39 p.m. ... Had previously completed an attempt with an average speed of 225.178 mph shortly after noon, but withdrew it and ran 226.366 to earn pole in a Target Chip Ganassi Racing entry ... His first qualifying run was the most consistent in Indianapolis 500 history, with the four laps separated by .0049 of a second ... The previous record was .006 of a second by Bobby Rahal in 1992 ... Led the first two laps of the race and then intermittently throughout the remainder of the race, for a total of seven times for a race-high 115 laps ... Following a caution on Lap 169, won the race off pit road on Lap 171 and led the rest of the way, beating Vitor Meira to the finish line by 1.7498 seconds ... Fastest of the day in practice on May 9 (Fast Friday), May 14, May 16 and May 18 ... Earned a record \$2,988,065 winner's share of the overall record \$14,406,580 race purse, boosting his "500" career earnings to \$4,881,997.



2007: Qualified on Pole Day in Target Chip Ganassi Racing entry for the fourth starting position – the third time he has started the "500" from that position in five appearances ... Was the fastest driver in practice on May 10, May 11 ("Fast Friday") and May 17 ... Led three times for 11 laps during the race and finished a career-best second to winner Dario Franchitti.



2006: Equaled his Indianapolis 500 career-best qualifying effort of fourth in Target Chip Ganassi Racing entry ... Led twice for a total of six laps (Laps 108-110 and 125-127), his first laps led since his rookie year in 2003 ... Finished an Indy career-best sixth despite receiving a drive-through penalty for blocking on Lap 171.



2005: Qualified on rescheduled Pole Day in Target Chip Ganassi Racing entry, started 13th, was running ninth when, on Lap 113, he and Richie Hearn made contact in Turn 1, sending both drivers into the SAFER Barrier ... Finished 24th.



2004: Fastest driver in practice on Opening Day (Sunday, May 9) and again on Wednesday, May 19 ... Waved off initial attempt on Pole Day but then qualified with 13 minutes remaining in the day in Target Chip Ganassi Racing entry ... Ran as high as third in the race, finished eighth.



2003: Fastest driver in practice on the morning of Pole Day (Saturday, May 10) at 233.236 mph, the fastest lap at Indy since 1996 ... Also fastest of the day on May 16 with a lap of 229.966 mph ... Qualified fourth on rescheduled Pole Day (Sunday, May 11) at 230.099 mph in Target Chip Ganassi Racing entry, the fastest rookie in the field ... Led laps 17-31 in the race ... Smoke reported from car on Lap 31 due to car bottoming out ... Was running ninth on Lap 191 when, under caution, he brushed the inside retaining wall on the main straightaway, eliminating him from the race ... Finished 17th.

OTHER CAREER HIGHLIGHTS:

Has competed full time in IZOD IndyCar Series for Target Chip Ganassi Racing since 2003, winning series championships in 2003 and 2008 ... Has finished in top five of series standings in six of his eight IZOD IndyCar Series seasons. Finished second in championship to Dario Franchitti in 2007 and 2009, losing by 13 points in 2007 and 11 points in 2009 ... Won Bruce McLaren Trophy from British Racing Drivers Club in 2008 after capturing IZOD IndyCar Series championship and Indianapolis 500 in same season ... Finished third in the IZOD IndyCar Series point standings in 2010 with wins at Kansas, Edmonton and Homestead ... Co-drove to victory in Rolex 24 At Daytona GRAND-AM endurance sports car race in 2006 along with fellow Target Chip Ganassi Racing drivers Dan Wheldon and Casey Mears ... Earned two Formula One tests with Williams and competed in IROC all-star series in 2004 ... Competed in CART in 2001-02, winning Rookie of the Year Award in 2001. Won at Nazareth at age 20 in 2001 ... Competed in Firestone Indy Lights in 1999-2000, winning series championship in 2000 for PacWest team ... Competed in Formula Holden for Formula 3000 cars in 1997-98, winning championship in 1998 and Rookie of the Year in 1997 ... Won New Zealand Formula Ford Class I championship in 1996 ... Won New Zealand Formula Ford Class II championship in 1995 with 13 victories in 14 starts ... Won the New Zealand Formula Vee championship in 1994 after being granted a special license to compete at the age of 13.

PERSONAL:

Born in Australia but is a citizen of New Zealand ... Enjoys electronic devices and watches ... Has pilot's license ... Dixon proposed to his wife, Emma, in a New Zealand airport. He got on one knee with a ring while the couple was exiting baggage claim, where a sign offering his proposal was hanging. Emma, from Wales, is a former middle-distance runner who competed in the Commonwealth Games ... Scott Dixon has been racing since age 13 ... Most embarrassing racing moment came when he crashed at age 13, and when he got out of the car everyone could see that he had a cushion tied to his back side so he could see over the steering wheel ... Parents, Ron and Glenys Dixon, both were dirt-track race drivers.



MILKA DUNO

FAST FACTS:

Birthdate: April 22, 1972

Hometown: Caracas, Venezuela

Residence: Miami/Caracas, Venezuela

Ht./Wt.: 5-4/120

Website: www.milkaduno.com

Career Indianapolis 500 starts: 3

Best career Indianapolis 500 finish: 19th – 2008

Best career Indianapolis 500 start: 27th – 2008

Career Indianapolis 500 earnings: \$815,675

Completed Rookie Orientation Program: 2007

INDIANAPOLIS 500 CAREER RESULTS:

Year	Entrant Name	Qual. Time	Qual. Speed	SP	FP	Laps	Laps Led	Reason Out/Running
2007	SAMAX Motorsport	2:44.2129	219.228	29	31	65*	0	Accident
2008	Dreyer & Reinbold Racing	2:43.4095	220.305	27	19	185	0	Running
2009	Dreyer & Reinbold Racing	2:42.8180	221.106	30	20	199	0	Running
TOTAL:						449	0	

*Race shortened to 166 laps due to rain.

INDIANAPOLIS 500 CAREER HIGHLIGHTS:

2010: Failed to qualify for first time in four-year Indianapolis 500 career ... Qualifying run of 222.408 on Pole Day in Dale Coyne Racing entry was bumped by Ryan Briscoe just 54 minutes later ... Waved off during three attempts on Bump Day.



2009: Climbed 10 positions from starting spot to finish 20th in Dreyer & Reinbold entry, completing career-best 199 laps ... Jumped to 20th place on Lap 174 and remained there until finish ... Qualified 21 minutes into Bump Day qualifying on Sunday, May 17 at 221.106 mph. It was her third day of qualifications for the month ... Run of 219.072 on Sunday, May 10 was bumped later that afternoon. Waved off an early run Saturday, May 16, and run of 218.040 with six minutes remaining in qualifying that day was withdrawn before Duno qualified the next day.



2008: Qualified on May 17 in the No. 23 Dreyer & Reinbold Racing entry, posting an average speed of 220.305 mph ... Started an Indy career-best 27th, ran as high as 15th and finished a "500" career-best 19th, 15 laps down.



2007: Qualified on the third day of qualifications with a lap of 219.228 mph in SAMAX Motorsport entry, ran as high as 22nd and completed 65 laps before she spun in Turn 1 and made heavy contact with the SAFER Barrier ... Credited with 31st place ... Crashed exiting Turn 1 on May 11, made heavy contact with the SAFER Barrier with the rear end of the car ... Became fifth woman to compete in the Indianapolis 500, behind Janet Guthrie, Lyn St. James, Sarah Fisher and Danica Patrick.

OTHER CAREER HIGHLIGHTS:

Finished 23rd in IZOD IndyCar Series standings in 2010 driving in full season for Dale Coyne Racing ... Competed in limited IZOD IndyCar Series schedule in 2007-09, finishing second in Rookie of the Year standings in 2007 with SAMAX Motorsport ... Finished second in Rolex 24 At Daytona in 2007, the best finish by a woman in the 45-year history of the race and the best finish by a woman in a major race at Daytona International Speedway ... Competed in GRAND-AM Rolex Sports Car Series from 2004-06, driving in Daytona Prototype class. Scored three victories, including historic win in 2004 at Homestead-Miami, where she became first woman in history to win a major international sports car race in North America ... Earned victory in LMP 675 class at Petit Le Mans in 2004 at Road Atlanta ... Competed in World Series by Nissan and World Series Light championship in 2002-03, the first woman to race in series ... Finished second in American Le Mans Series LMP 675 class with four victories and also competed in 24 Hours of Le Mans in 2001 ... Won Panoz GT Series championship in 2000 ... Finished third in Women's Global GT Series championship in 1999 ... Started career in 1996-97 in Venezuelan club racing.

PERSONAL:

Became interested in racing after being invited by a friend to participate in a Porsche driving clinic ... A naval engineer by training, has earned master's degrees in naval architecture, maritime business, marine biology and organizational development ... Fashion/glamour icon featured in numerous magazines including *Vogue*, *Esquire* and *Selecta* ... Completed filming her first major motion picture role, playing the role of Kellie Gearbox, a race car driver, in the movie "Speed Racer," which is based on the 1960's classic animated series of the same name and was released in May 2008 ... When not racing, her time is spent in her role as the Hispanic spokesperson in activities in support of her favorite charity – the Muscular Dystrophy Association – and encouraging youth to complete their education through her program "Milka Way."



FAST FACTS:

Birthdate: Oct. 4, 1980
Hometown: Commercial Point, Ohio
Residence: Indianapolis
Ht./Wt.: 5-3/120
Spouse: Andy O'Gara
Website: www.sarahfisherracing.com

Career Indianapolis 500 starts: 9
Best career Indianapolis 500 finish: 17th – 2009
Best career Indianapolis 500 start: 9th – 2002
Career Indianapolis 500 earnings: \$2,065,325
Completed Rookie Orientation Program: 2000

SARAH FISHER

INDIANAPOLIS 500 CAREER RESULTS:

Year	Entrant Name	Qual. Time	Qual. Speed	SP	FP	Laps	Laps Led	Reason Out/Running
2000	Walker Racing	2:43.460	220.237	19	31	71	0	Accident
2001	Walker Racing	2:41.7632	222.548	15	31	7	0	Accident
2002	Dreyer & Reinbold Racing	2:36.9046	229.439	9	24	196	0	Running
2003	Dreyer & Reinbold Racing	2:40.5927	224.170	24	31	14	0	Engine/Acc.
2004	Kelley Racing	2:46.8437	215.771	19	21	177*	0	Running
2007	Dreyer & Reinbold Racing	2:42.1914	221.960	21	18	164*	0	Running
2008	Sarah Fisher Racing	2:42.7146	221.246	22	30	103	0	Accident
2009	Sarah Fisher Racing	2:42.1022	222.082	21	17	200	0	Running
2010	Sarah Fisher Racing	2:40.4033	224.434	29	26	125	0	Accident
TOTAL:						1,057	0	

*Race shortened to 180 laps due to rain in 2004; race shortened to 166 laps in 2007.

INDIANAPOLIS 500 CAREER HIGHLIGHTS:



2010: Finished 26th as owner/driver of Sarah Fisher Racing entry, eliminated after 125 laps due to broken suspension caused by brushing retaining wall on restart on Lap 112 ... Climbed to 15th by Lap 110, just before incident ... Qualified 29th at 224.434 on only attempt on Bump Day, just 10 minutes into qualifying session.



2009: Recorded Indianapolis 500 career-best finish of 17th as owner/driver of Sarah Fisher Racing entry, completing all 200 laps for the first time ... Was running 14th on Lap 179 before final pit stop on Lap 180 ... Qualified after two attempts on Second Day Qualifying, Sunday, May 10, after receiving phone call that morning from Indianapolis 500 pioneer Janet Guthrie. Started day with qualification run of 219.911 mph, which was withdrawn. Qualified 52 minutes later at 222.082 ... Won Scott Brayton Driver's Trophy.



2008: In her first year as an owner/driver in the IZOD IndyCar Series, qualified 22nd in the Sarah Fisher Racing entry on May 17 with an average speed of 221.246 mph ... During the race, ran as high as third, during a pit stop cycle ... Spun entering Turn 3 on Lap 13, came to rest in the grass without damage to the car ... Was running 27th when, on Lap 106, Tony Kanaan spun in front of her between Turns 3 and 4, causing both to collide ... Credited with 103 laps, finished 30th.



2007: Finished an Indianapolis 500 career-best 18th with Dreyer & Reinbold Racing, two laps down from the leaders ... Qualified for the 21st starting position on the second day of qualifications.



2004: Qualified in her first attempt on Pole Day at 215,771 mph in Kelley Racing entry ... Finished 21st, also her highest running position of the day ... Fastest practice lap of the month was 216.069 mph on May 11 in her backup car.



2003: Started 24th and finished 31st in Dreyer & Reinbold Racing entry ... Completed 14 laps before hitting the Turn 3 outside retaining wall due to an engine malfunction ... Qualified on rescheduled Pole Day (May 11) with a four-lap average of 224.170 mph.



2002: Qualified an Indy career-best ninth in second Dreyer & Reinbold Racing entry on Pole Day, posting the fastest one- (229.675 mph) and four-lap (229.439) qualifying speeds by a woman in Indianapolis 500 history ... Speed was faster than her top practice speed of the month, 229.101, on Pole Day morning ... Lost radio communication early in the race, fought an ill-handling car throughout the race, finished 24th, four laps down ... First day on track was Wednesday, May 8.



2001: Qualified 15th in second attempt in her backup car on Pole Day at 222.548 mph in Walker Racing entry ... Finished 31st in the race due to an accident on Lap 7 in which Fisher's car did a half-spin exiting Turn 2, hit the outside retaining wall and collected the car of Scott Goodyear ... Fastest practice speed of the month was 223.279 mph in her backup car on Pole Day.



2000: Became only the third woman to qualify for the Indianapolis 500, started 19th, finished 31st, completing 71 laps before an accident in Turn 1 involving Fisher and Lyn St. James ... Qualified early on Pole Day with a four-lap average of 220.237 mph in Walker Racing entry ... Fastest practice lap of the month was 221.219 on "Fast Friday," May 19 ... First day of official Indianapolis 500 practice in her career was Sunday, May 14.

OTHER CAREER HIGHLIGHTS:

Competed in IZOD IndyCar Series from 1999-2004, 2006-10 in full-time and limited schedules with Walker Racing, Dreyer & Reinbold Racing, Kelley Racing and her team, Sarah Fisher Racing, which was formed in 2008 ... Announced retirement as a driver to focus on team ownership in November 2010 ... Became the first woman to win the pole position for a major-league open-wheel race in North American motorsports history by capturing pole in 2002 at Kentucky Speedway ... Scored career-best IZOD IndyCar Series finish of second in 2001 at Homestead-Miami, the best result ever by a woman in Indy-style racing ... Voted IZOD IndyCar Series Most Popular Driver by fans from 2001-03 ... Made her IZOD IndyCar Series debut in 1999 at age 19, then the youngest competitor ever in the series ... Competed in NASCAR Grand National West series in car co-owned by legendary NASCAR owner Richard Childress in 2005 ... Competed in USAC, World of Outlaws, ARCA and NAMARS short-track races from 1997-99, winning five features in Midget events ... Nominated for National Sprint Car Hall of Fame Rookie of the Year in 1997 ... Competed in sprint-car racing in 1995-96 ... Won consecutive World Karting Association Grand National championships from 1991-94 ... Started racing career in quarter-midgets in 1986, moving to karts in 1988.

PERSONAL:

Her car No. 67 is in honor of her successful USAC Midget career ... Proudest moment in life was realizing how much her parents mean to her ... Proudest moment in racing was starting Sarah Fisher Racing and qualifying for the teams' first Indy 500 in 2008 ... Has a chocolate Labrador retriever named Wrigley ... Favorite gadget is her iPhone ... Her father, Dave, was her crew during her formative racing years ... Works out to Pink and Christina Aguilera music and loves the sitcom "Friends" ... Loves to shop ... Favorite food spoil is Greek salad and sushi ... First job was at her dad's fabrication shop, Fisher Fabrication ... Favorite sport to watch is Ohio State football ... Favorite road trip is Daytona Kart week over Christmas ... Heroes are Dave Fisher (her father), Janet Guthrie, Toby Keith, Anne Stevens, Al Unser and Oprah Winfrey.



FAST FACTS:

Birthdate: May 19, 1973
Hometown: Edinburgh, Scotland
Residence: Nashville, Tenn.
Ht./Wt.: 5-9/155
Spouse: Ashley
Website: www.franchitti.com



Career Indianapolis 500 starts: 7
Career Indianapolis 500 wins: 2 – 2007, 2010
Best career Indianapolis 500 start: 3rd – 2004, 2007, 2009, 2010
Career Indianapolis 500 earnings: \$5,809,858
Completed Rookie Orientation Program: DNP
 (Prior experience)

DARIO FRANCHITTI

INDIANAPOLIS 500 CAREER RESULTS:

Year	Entrant Name	Qual. Time	Qual. Speed	SP	FP	Laps	Laps Led	Reason Out/Running
2002	Team Green	2:37.7723	228.177	28	19	197	0	Running
2004	Andretti Green Racing	2:42.5493	221.471	3	14	180*	1	Running
2005	Andretti Green Racing	2:38.6790	226.873	6	6	200	15	Running
2006	Andretti Green Racing	2:41.1857	223.345	17	7	200	0	Running
2007	Andretti Green Racing	2:39.8642	225.191	3	1	166*	34	151.774 mph
2009	Target Chip Ganassi Racing	2:40.7068	224.010	3	7	200	50	Running
2010	Target Chip Ganassi Racing	2:38.5970	226.990	3	1	200	155	161.623 mph
TOTAL:						1,343	255	

*Race shortened to 180 laps due to rain in 2004; shortened to 166 laps in 2007.

INDIANAPOLIS 500 CAREER HIGHLIGHTS:



2010: Became just the 17th driver to earn two Indianapolis 500 victories with dominant win in Target Chip Ganassi Racing entry, leading six times for 155 laps ... Never ran lower than fifth at any 10-lap interval during race ... Led first 70 consecutive laps from Lap 39-108 ... Dropped to fifth on Lap 166 restart after final pit stop while leading under caution on Lap 163 ... Regained lead on Lap 192 when Helio Castroneves was forced to pit from lead for fuel. Franchitti never trailed thereafter ... Turned fastest leading lap of race, 224.287 mph, on Lap 28 ... Qualified third, on outside of front row, for third consecutive year and fourth time overall in career ... Completed two qualifying runs in backup car during Fast Nine Shootout, reaching 226.990 on second completed run ... Was final car to make qualifying attempt on Pole Day, at 5:58 p.m., waving off after two laps when speed was too slow to knock Castroneves from pole ... Earned spot in Fast Nine Shootout with qualifying run of 226.156 ... Fastest driver in Carb Day final practice on May 28 at 225.574.



2009: Earned fourth consecutive top-seven finish in his first Indianapolis 500 start for Target Chip Ganassi Racing after moving there before start of 2009 season ... Led twice for 50 laps, last surrendering lead on Lap 90 to teammate Scott Dixon in Turn 1. Also led Laps 8-52 ... Stayed in top three until slow pit stop on Lap 134 due to fuel nozzle sticking in buckeye. Dropped to eighth due to slow stop, falling to 12th by Lap 149 before climbing to seventh at finish ... Equaled Indianapolis 500 career-best qualifying spot of third with run of 224.010 on Pole Day, Saturday, May 9.



2007: Won the rain-soaked 91st Indianapolis 500, becoming only the second native of Scotland to win the race after 1965 “500” winner Jim Clark ... Qualified for the outside of the front row for the second time in his career with an average speed of 225.191 mph ... Was on pole for most of Pole Day until Helio Castroneves and Andretti Green Racing teammate Tony Kanaan eclipsed his speed late in the day ... Led the race three times for 34 laps, was forced into the pits with a cut tire under caution on Lap 114, which put him on a different pit sequence than the other leaders ... When the lead pack was forced to pit approximately 10 laps before rain ended the race on Lap 166, Franchitti stayed out and assumed the lead.



2006: Qualified on his second attempt on Pole Day at 223.345 mph in Andretti Green Racing entry, started 17th ... Moved into the top 10 by Lap 30 and remained there ... Was running second, his highest position of the day, on Lap 190 but made light contact with Dan Wheldon and another car on the final restart, finished seventh, his second consecutive Indianapolis 500 top-10 finish.



2005: Qualified third on rescheduled Pole Day at 226.873 in Andretti Green Racing entry ... Led five times for a total of 15 laps, finished an Indy career-best sixth. Started in the top 10 at all but one IndyCar Series event in 2005 ... Finished in the top 10 at 13 of 17 races, won at Nashville and California, finished fourth in points in Andretti Green Racing entry.



2004: Qualified for the front row of the Indianapolis 500 field with his second attempt on Pole Day, his first front-row start at Indy ... Lost fifth and sixth gear early in the race, but led Lap 134 during pit stop cycles, his first lap of competition led at Indy ... Finished 14th in Andretti Green Racing entry.



2002: Made IZOD IndyCar Series debut at Indianapolis 500 in Team Green entry, started 28th, ran as high as 16th, lost a lap early due to a cut tire and finished 19th, three laps down ... Qualified on Bump Day at 228.177 mph after team initially struggled to find speed.

OTHER CAREER HIGHLIGHTS:

Has competed full time in IZOD IndyCar Series since 2003 with Andretti Green Racing, Target Chip Ganassi Racing except for partial NASCAR Sprint Cup Series season in 2008 ... Won series championship in 2007 with AGR and in 2009 and 2010 with Target Chip Ganassi Racing. All three titles came in thrilling fashion, edging Scott Dixon by 13 points in 2007 and 11 points in 2009 and beating Will Power by five points in 2010 ... Won AARWBA's Jerry Titus Driver of the Year Award in 2010, in addition to a first-team selection for the 41st All-America Team. ... Also in 2010 won the BRDC ‘Special’ Gold Star and the Earl Howe Trophy at the BRDC awards, Autosport’s British Competition Driver of the Year Award and John Romanes Trophy at the annual Scottish Motor Racing Club Awards in Edinburgh ... Was inducted into the Motor Sport magazine Hall of Fame in London, joining legends Sir Jack Brabham, Sir Frank Williams and Jody Scheckter in class of 2010 ... Competed in 10 NASCAR Sprint Cup Series races for Chip Ganassi Racing with Felix Sabates in 2008 ... Won Rolex 24 At Daytona GRAND-AM sports car race with Telmex Ganassi Racing teammates Juan Pablo Montoya, Scott Pruett and Memo Rojas in 2008 ... Captured the 12 Hours of Sebring in the LMP2 class with Bryan Herta and Tony Kanaan in 2007 ... Also raced in limited schedule in NASCAR Nationwide Series, NASCAR Craftsman Truck Series and ARCA RE/MAX Series in 2007 ... Competed in CART from 1997-2002 with Hogan Racing and Team Green, finishing second in series championship to Juan Pablo Montoya in 1999 for Team Green. Drivers were tied in points after final race, but Montoya was awarded championship based on more victories ... Competed for in FIA International Touring Car Championship in 1995-96 ... Competed in British Formula 3 in 1994 with Paul Stewart Racing ... Raced in British Formula Vauxhall Lotus championship in 1992-93 for Paul Stewart Racing, winning championship in 1993 ... Named McLaren/Autosport “Young Driver of the Year” in 1992 ... Won Formula Vauxhall Junior Championship in 1991 ... Competed in karting from 1984-90, winning 1984 Scottish Junior Karting Championship, consecutive British Junior Kart championships in 1985-86 and Scottish Kart championship in 1988 .

PERSONAL:

Born and raised in Scotland but is of Italian descent ... Younger brother, Marino, also is a race driver ... Ferrari and Porsche aficionado and collector ... Enjoys buying watches, working out, sailing, reading, motorsports history and world history ... Licensed helicopter pilot ... Avid fan of Glasgow Celtic soccer team in Scotland ... Also enjoys James Bond movies and famous Bond actor and fellow Scot Sean Connery ... Married to actress Ashley Judd.



FAST FACTS:

Birthdate: June 13, 1962

Hometown: Nampa, Idaho

Residence: Nampa, Idaho/Indianapolis

Ht./Wt.: 5-10/155

Spouse: Tracey

Children: Davey Jr. (D.J.), Hailey

Website: www.daveyhamiltonracing.com

Career Indianapolis 500 starts: 10

Best career Indianapolis 500 finish: 4th – 1998

Best career Indianapolis 500 start: 8th – 1997, 1998

Career Indianapolis 500 earnings: \$2,433,308

Completed Rookie Orientation Program: 1995

DAVEY HAMILTON

INDIANAPOLIS 500 CAREER RESULTS:

Year	Entrant Name	Qual. Time	Qual. Speed	SP	FP	Laps	Laps Led	Reason Out/Running
1996	A.J. Foyt Enterprises	2:37.283	228.887	10	12	181	0	Running
1997	A.J. Foyt Enterprises	2:47.845	214.484	8	6	199	0	Running
1998	Nienhouse Motorsports	2:43.824	219.748	8	4	199	3	Running
1999	Galles Racing	2:42.260	221.866	11	11	196	0	Running
2000	TeamXtreme	2:43.727	219.878	28	20	188	0	Running
2001	Sam Schmidt Motorsports	2:42.2847	221.696	26	23	182	0	Engine
2007	Vision Racing	2:41.9238	222.327	20	9	166*	0	Running
2008	Vision Racing	2:42.1498	222.017	18	14	200	0	Running
2009	Dreyer & Reinbold Racing/ Kingdom Racing	2:42.1942	221.956	22	29	79	0	Accident
2010	de Ferran Dragon Racing	2:40.1053	224.852	14	33	0	0	Accident
TOTAL:						1,590	3	

*Race shortened to 166 laps due to rain.

INDIANAPOLIS 500 CAREER HIGHLIGHTS:



2010: Eliminated in accident on first lap in de Ferran Dragon Racing entry, finished career-low 33rd. Car did half-spin to left exiting Turn 2, hit inside wall at start of back straightaway. Hamilton was unhurt ... Qualified 14th on Pole Day at 224.852 on only attempt of day, 43 minutes into session ... Fifth in morning practice on Pole Day at 226.415.



2009: Eliminated from race after completing 79 laps after hitting SAFER Barrier in Turn 4 on Lap 83 in Dreyer & Reinbold/Kingdom Racing entry ... Qualified at 12:45 p.m. on Second Day Qualifying, Sunday, May 10, in his only attempt of the event, holding on to final spot available that day.



2008: Made one qualification attempt on Pole Day but was bumped ... Qualified on May 17 at 222.017 mph in the No. 22 KR Vision Racing entry ... Dropped from his 18th starting position to 25th in the first 10 laps of the race, but then gradually gained positions throughout the rest of the race, finishing 14th ... Team discovered after the race that the right-front nose wing was broken, which was the cause of severe understeer throughout the race.



2007: Made a popular return to the Indianapolis 500 with Vision Racing after a six-year hiatus due to severe foot and leg injuries suffered in crash in June 2001 at Texas Motor Speedway ... Qualified 20th on his first attempt on the second day of qualifications ... Steadily gained positions throughout the race, ran as high as fifth and finished ninth, his third top-10 finish in seven starts at Indy.



2001: Qualified 26th at 221.696 mph on the second day of qualifying for Sam Schmidt Motorsports ... Made heavy contact with the inside retaining wall exiting Turn 2 on “Fast Friday” (May 11, the day before Pole Day), only 12 minutes before the end of practice ... Completed 182 laps in the race before finishing 23rd due to an engine malfunction ... Won the Scott Brayton Driver’s Trophy, awarded to the driver who exemplifies the character and racing spirit of late IndyCar Series driver Scott Brayton.



2000: Finished 20th completing 188 laps in TeamXtreme entry...Started 28th, qualifying on final day with a four-lap average of 219.878 mph.



1999: Started and finished 11th for Galles Racing, running four laps down at finish ... Qualified at 221.866 mph on first attempt on Pole Day in backup car.



1998: Started eighth, finished fourth for Nienhouse Motorsports, one lap down ... Led Laps 114-116 ... Running in the top 10 at every 10-lap interval during the race ... Qualified on first attempt on Pole Day with four-lap average of 219.748 mph.



1997: Finished sixth, ran as high as second on Lap 82 in second “500” appearance with A.J. Foyt Enterprises ... Was ninth qualifier of month with run of 214.484 mph ... Fastest lap of day was 209.849 on Lap 194.



1996: Practiced as high as 230.864 mph in A.J. Foyt Enterprises entry ... Became month’s 11th qualifier on Pole Day at 228.887 ... Started 10th, ran as high as fourth before finishing 12th in first Indianapolis start.



1995: Passed final phase of Rookie Orientation Program on Day 2 ... Wheel failure on Day 5 sent him into Turn 4 wall, breaking right ankle ... With 46 minutes left on final qualifying day, had two laps of 226-plus in Hemelgarn Racing entry before undertray broke on car, and he slowed and waved off.

OTHER CAREER HIGHLIGHTS:

Made two starts in 2010 IZOD IndyCar Series for de Ferran Dragon Racing. Best finish of 18th at Chicagoland was first series start outside of Indianapolis since 2001 ... Competed in IZOD IndyCar Series from 1996-2001 for A.J. Foyt Enterprises, Nienhouse Motorsports, Galles Racing, TeamXtreme, Sinden Racing Service, Mid-America Motorsports, Sam Schmidt Motorsports ... Finished second in championship twice, in 1996-97 and 1998 seasons. Lost title by just six points to Tony Stewart in 1996-97 season ... Suffered severe foot, ankle and leg injuries in racing accident in June 2001 at Texas Motor Speedway that required 21 surgeries ... One of the most versatile racers in America. Has competed in supermodified, USAC Silver Crown, Sprint and Midget, and NASCAR short-track events around the country ... Won supermodified feature at prestigious Copper World Classic in 1989, 1991, 1994 ... Super Modified Racing Association champion in 1991, 1993 ... Western States Supermodified Tour champion in 1990, 1993 ... Northwest Supermodified Racing Association champion from 1987-89 ... Made supermodified debut in 1980.

PERSONAL:

Father, Ken, formerly competed in Indy-car races ... Inspiration to race came from his father ... Involved in promotion of racing series, racetracks on West Coast and his native Idaho. Assists his father in promotion and administration of Meridian Speedway near Boise, Idaho ... Partner in Davey Hamilton/Kingdom Racing, which earned its first Firestone Indy Lights victory in 2010 with driver Brandon Wagner ... Serves as analyst on IMS Radio Network broadcasts of IZOD IndyCar Series ... Also serves as preferred driver for Indy Racing Experience two-seater program.



FAST FACTS:

Birthdate: Jan. 3, 1988

Hometown: Sausalito, Calif.

Residence: Indianapolis

Ht./Wt.: 6-0/160

Marital Status: Single

Website: www.jrhildebrandracing.com


JR HILDEBRAND

CAREER HIGHLIGHTS:

Made IZOD IndyCar Series debut in 2010 at Mid-Ohio for Dreyer & Reinbold Racing, finishing 16th... Also competed in race at Infineon Raceway, finished 24th after contact with another car ... Conducted a driver evaluation test in December 2010 with Panther Racing at Phoenix International Raceway and was announced as team's full-time driver the next week ... Won Firestone Indy Lights championship for ARPRO/Andretti Green Racing/AFS Racing with four wins and five pole positions in 2009 ... Also competed in Firestone Indy Lights in 2007-08 ... Tested for Force India Formula One team in 2008 ... Finished seventh in Atlantic Championship in 2007 ... Won Cooper Tires Formula Ford 2000 championship in 2006, recording a record-setting 12 victories in 14 races... Made one Champ Car Atlantic debut ... Named to AARWBA All-America first team in at-large category in 2007, 2009 ... Finished second in Pacific F2000 championship in 2005 ... Finished third in Formula Palmer Audi Autumn Cup after earning the Team USA Scholarship in 2005 ... Won SCCA Formula Russell Championship and series Rookie of the Year in 2004 ... Won Jim Russell graduate run-offs in 2003 after finishing second in Jim Russell Championship Series Junior 80 shifter kart division ... Captured Jim Russell Sprint Kart Series championship in TaG 125 class in 2002.

PERSONAL:

Racing heroes are Dale Earnhardt, Jim Hall, Dan Gurney ... Personal heroes are his father and Steve McQueen ... Excellent student who graduated from Redwood High School in Corte Madera, Calif., with 4.12 grade-point average ... Member of California Scholarship Federation and National Merit Scholar in high school ... Accepted at prestigious Massachusetts Institute of Technology (MIT) but decided to pursue racing career ... Favorite race car is a 1972 Shadow DN-2 Can-Am car because "with 8 liters of Chevrolet iron behind the cockpit, this black beast sends women and children running home crying" ... Favorite tracks are Sears Point, Road Atlanta, Indianapolis ... Favorite movies are "Pulp Fiction" and "Ferris Bueller's Day Off" ... Favorite TV shows are "Family Guy," "Modern Family," "Mythbusters" and almost anything on Discovery or National Geographic channels ... Enjoys rock, alternative rock and rap, especially Green Day, My Chemical Romance and Rage Against The Machine ... Avid fan of San Francisco Giants and eccentric relief pitcher Brian Wilson ... Enjoys training at PitFit, boxing, baseball, mountain biking, thrill-seeker activities, karting, drifting.



FAST FACTS:

Birthdate: Dec. 5, 1986

Hometown: Toronto

Residence: Toronto/Indianapolis

Ht./Wt.: 5-9/155

Marital Status: Single

Website: www.hinchtown.com

JAMES HINCHCLIFFE

CAREER HIGHLIGHTS:

Finished second in Firestone Indy Lights for Team Moore Racing in 2010 with three wins and series-best four poles ... Only driver in series in 2010 to win on oval and road course, with victories at Long Beach, Edmonton and Chicagoland ... Won Greg Moore Legacy Award as Firestone Indy Lights' rising star ... Finished fifth in Firestone Indy Lights for Sam Schmidt Motorsports in 2009 with best finish of second at Mid Ohio... Finished fourth in the Atlantic Championship for Forsythe/Pettit Racing in 2008 with win at Laguna Seca, two poles ... Finished fourth in the Atlantic Championship for Sierra Sierra Enterprises in 2007. Also competed for Team Canada in A1 Grand Prix series in 2007 ... Enjoyed a strong rookie season in the Atlantic Championship with Forsythe Championship Racing in 2006, with victory at Portland and pole at Montreal ... Finished third in Star Mazda in 2005 with three victories, and three poles ... Earned Formula BMW USA Rookie of the Year honors in 2004 after scoring three wins, four poles and 10 podium finishes ... Earned five wins, four poles and 11 podium results while finishing third in the Bridgestone Racing Academy F2000 series in 2003 ... Captured the TKC Junior Rotax Class Karting Championship with seven wins in seven starts in 2002. Also won Junior Rotax Canada Cup title and TKC Winter Series Championship in 2002.

PERSONAL:

Nickname is "Hinch" ... Enjoys tennis, playing guitar, cycling ... Has worked in television as pit reporter for A1GP and served as driver analyst for Champ Car World Series international broadcasts ... Enjoys coaching young drivers ... Avid user of social media, with frequent updates to his Facebook, Twitter and YouTube pages. Serves as "mayor" of his "Internet civilization" at creative personal website, www.hinchtown.com.



FAST FACTS:

Birthdate: Feb. 16, 1981

Hometown: Basildon, England

Residence: Palm Beach Gardens, Fla.

Ht./Wt.: 5-10/178

Marital Status: Engaged

Completed Rookie Orientation Program: 2008

JAY HOWARD

INDIANAPOLIS 500 CAREER HIGHLIGHTS:



2010: Failed to earn spot in starting field despite four qualifying attempts in Sarah Fisher Racing entry ... Qualified on Pole Day, May 22 at 223.964 before being bumped by Tomas Scheckter ... Howard was next driver on track but waved off after one lap ... Also qualified on Bump Day, May 23 at 223.824 early in session before being bumped nearly four hours later, at 5:41 p.m., by Takuma Sato, whom he bumped with his first run that day ... Howard then was next car on track, qualifying at 223.610 at 5:45 p.m. with just 15 minutes remaining in qualifying ... Sarah Fisher Racing officials then withdrew that qualified run from the field, anticipating the need for a faster run in the waning moments ... Howard made final qualifying attempt of event, at 5:58 p.m. on Bump Day but was too slow at 223.120 ... Fastest driver in morning practice on Bump Day at 225.956.



2008: Completed Rookie Orientation on Opening Day, May 4, in the No. 24 Roth Racing entry ... Practiced in that car until Marty Roth announced on May 10 that he was replacing Howard with veteran driver John Andretti.

OTHER CAREER HIGHLIGHTS:

Ran limited IZOD IndyCar Series schedule in 2010 for Sarah Fisher Racing, 2008 for Roth Racing ... Competed in Firestone Indy Lights in 2006-07, 2009, winning championship for Sam Schmidt Motorsports in 2006 ... Won U.S. Formula Ford Zetec Championship and Rookie of the Year honors in 2005 ... Competed in Formula Ford Zetec in 2003-04 in Great Britain and United States, winning British championship in 2003 ... Also won United Kingdom Formula Renault 2000 Winter Series championship and BRDC Rising Star honors in 2003 ... Competed in karts from 1988-99, winning three British karting titles, the 1999 Inter-Continental A British Open championship, the 1997 ICA British Open championship and British championship.

PERSONAL:

Enjoys boxing, playing soccer, working out, karting ... Heavily involved in karting as driver, coach ... Avid football fan; favorite team is Indianapolis Colts ... Loves music ... Favorite food is bread ... Participated in five-week safe driving challenge promotion on MTV in 2009 ... Moved to the United States in January 2005.



FAST FACTS:

Birthdate: Dec. 17, 1980
Hometown: Boca Raton, Fla.
Residence: Fort Lauderdale, Fla.
Ht./Wt.: 6-1/175
Marital Status: Engaged
Website: www.ryanracing.com

Career Indianapolis 500 starts: 3
Best career Indianapolis 500 finish: 6th – 2008
Best career Indianapolis 500 start: 17th – 2010
Career Indianapolis 500 earnings: \$983,675
Completed Rookie Orientation Program: 2008

RYAN HUNTER-REAY

INDIANAPOLIS 500 CAREER RESULTS:

Year	Entrant Name	Qual. Time	Qual. Speed	SP	FP	Laps	Laps Led	Reason Out/Running
2008	Rahal Letterman Racing	2:42.4701	221.579	20	6	200	0	Running
2009	Vision Racing	2:43.1934	220.597	32	32	19	0	Accident
2010	Andretti Autosport	2:40.3227	224.547	17	18	198	0	Accident
TOTAL:						417	0	

INDIANAPOLIS 500 CAREER HIGHLIGHTS:



2010: Finished 18th in Andretti Autosport entry, credited with 198 laps ... Was eliminated from race on Lap 199 restart when his car, slowing due to lack of fuel between Turns 3 and 4, was hit from behind by Mike Conway, launching Conway's car into catch fence and Hunter-Reay's car into outside retaining wall ... Ran in the top 10 for most of the second half of the race, reaching a high point of fifth on Lap 142 ... Suffered thumb injury that required post-race surgery when his car was hit by another car on pit road during race ... Qualified career-best 17th on Pole Day with run of 224.547 at 2:37 p.m. ... First qualifying run of 223.731 at 11:59 a.m. was bumped by Helio Castroneves at 2:33 p.m. Hunter-Reay was next car on track, securing spot in field.



2009: Brushed SAFER Barrier in Turn 4 in Vision Racing entry and spun out of race on Lap 21 to finish frustrating month ... Endured four qualification attempts spread over three days ... Earned spot in the field with just three minutes remaining in Bump Day qualifying, at 5:57 p.m. Sunday, May 17, as run of 220.597 in backup car was slowest in the field but managed to hold down 32nd starting spot, bumping Alex Tagliani from the field ... First qualification attempt, in primary car, was waved off after three laps on Second Day Qualifying, Sunday, May 10 ... Run of 219.502 on Third Day Qualifying, Saturday, May 16, in backup car was withdrawn ... Qualified at 220.413 at 3:22 p.m. on Bump Day in backup car but was bumped at 5:52 p.m. by John Andretti, forcing dramatic, last-ditch final run into field by Hunter-Reay ... Crashed in exiting Turn 2 during practice Thursday, May 7.



2008: Made his first qualifying attempt in the No. 17 Rahal Letterman Racing entry at 12:30 p.m. on Pole Day, but was bumped from the 11-car Pole Day field by Tony Kanaan ... Made a second attempt at 5:20 p.m. and did a quarter-spin in Turn 3 on the second lap of his attempt, hitting the SAFER Barrier with the rear of the car, sustaining heavy damage ... Qualified on May 17 at 221.579, started 20th in the race ... Steadily moved into the pack and entered the top 10 by Lap 80 ... Ran as high as fifth and finished sixth, the highest finishing rookie, earning him coveted Indianapolis 500 Chase Rookie of the Year honors.

OTHER CAREER HIGHLIGHTS:

Competed in full IZOD IndyCar Series season in 2010 for Andretti Autosport, finishing seventh in points, with victory at Long Beach ... Raced in IZOD IndyCar Series from 2007-09 for Rahal Letterman Racing, A.J. Foyt Enterprises, Vision Racing ... Won in 2008 at Watkins Glen for Rahal Letterman Racing en route to eighth place in standings ... Won series Rookie of the Year honors in 2007 despite joining Rahal Letterman Racing at midseason ... Also competed in GRAND-AM Rolex Series in 2006-07 ... Competed in Champ Car World Series from 2003-05, winning in 2003 in Australia street circuit for American Spirit Team Johansson and in 2004 at Milwaukee oval for Herdez Competition ... Won three Toyota Atlantic races in 2002 ... Competed in Barber Dodge Pro Series in 2000-01, winning Rookie of the Year in 2000 ... Won Skip Barber Formula Dodge national and Eastern Regional Series championships in 1999 ... Rookie of the Year in Skip Barber Formula Dodge Southern Regional Series in 1998 ... Won six World Karting Association/FIA National series championships and three Grand National titles from 1996-98.

PERSONAL:

Enjoys golf, surfing, snowboarding, sea doos, scuba diving, fishing ... Was born in Dallas but considers himself a native Floridian ... Known by his initials "RHR" by fans and racing media ... Sports hero is legendary NFL quarterback Dan Marino ... Avid Miami Dolphins fan ... Enjoys classic rock such as The Eagles, Tom Petty, Fleetwood Mac, The Steve Miller Band and modern rock such as Blink 182, Jack Johnson, and Angels and Airwaves ... Favorite foods are Mexican, Italian and sushi ... His fiancée, Beccy Gordon, is the sister of Indianapolis 500 veteran and NASCAR Sprint Cup Series driver Robby Gordon.

**FAST FACTS:**

Birthdate: Aug. 4, 1987

Hometown: Leeds, England

Residence: London

Ht./Wt.: 5-9/143

Marital Status: Single

Website: www.jamesjakes.com

JAMES JAKES**CAREER HIGHLIGHTS:**

Competed in GP3 Series in 2010 for Manor Motorsport, scoring three podium finishes and placing eighth in standings despite missing two races ... Made GP2 Series debut in 2010 with one start for Scuderia Coloni ... Raced in 2008-09 and 2009-10 GP2 Asia Series for Super Nova Racing ... Competed in Formula 3 Euroseries with ART Grand Prix in 2008 and Manor Motorsport in 2007. Won Pau Grand Prix in 2008, finished fifth in 2007 standings with victory at Magny-Cours ... Competed in British Formula 3 championship for Hitech Racing in 2006, finishing eighth in standings. Also finished sixth in prestigious Macau Grand Prix ... Competed in British Formula Renault with Team AKA in 2004-05, finishing third in series in 2005 ... Nominated for prestigious McLaren Autosport British Racing Drivers' Club Award and received BRDC Rising Star award in 2005 ... Finished second in British T-Car Championship in 2003 ... Started career in limited schedule of T-Cars in 2002.

PERSONAL:

Nickname is "Jakesy" ... Enjoys golf, skiing, aviation.



FAST FACTS:

Birthdate: Nov. 4, 1976
Hometown: Belo Horizonte, Brazil
Residence: Miami
Ht./Wt.: 5-7/148
Spouse: Luciana
Children: Enzo

Career Indianapolis 500 starts: 6
Best career Indianapolis 500 finish: 5th – 2001, 2004
Career Indianapolis 500 poles: 1 – 2002
Career Indianapolis 500 earnings: \$1,590,005
Completed Rookie Orientation Program: 2001

BRUNO JUNQUEIRA

INDIANAPOLIS 500 CAREER RESULTS:

Year	Entrant Name	Qual. Time	Qual. Speed	SP	FP	Laps	Laps Led	Reason Out/Running
2001	Chip Ganassi Racing Teams	2:40.5651	224.208	20	5	200	0	Running
2002	Chip Ganassi Racing	2:35.6136	231.342	1	31	87	32	Gearbox
2004	Newman Haas Racing	2:42.6173	221.379	4	5	180*	16	Running
2005	Newman Haas Racing							
	Team Centrix	2:39.5009	225.704	12	30	76	2	Accident
2008	Dale Coyne Racing	2:41.9214	222.330	15	20	184	2	Running
2009	Conquest Racing	2:42.8114	221.115		Did Not Start**			
2010	FAZZT Race Team	2:39.5305	225.662	25	32	7	0	Accident
TOTAL:						734	52	

*Race shortened to 180 laps due to rain.

**Team placed Alex Tagliani in Junqueira's qualified car before race.

INDIANAPOLIS 500 CAREER HIGHLIGHTS:



2010: Finished career-low 32nd in FAZZT Race Team entry, eliminated on Lap 8 after spinning and hitting SAFER Barrier in Turn 2 ... Qualified 25th with fastest run on Bump Day, May 23, the first day he was in car all month ... Successful qualifying run of 225.662 came on only attempt.



2009: Qualified Conquest Racing entry early on Bump Day, Sunday, May 17, at 221.115, bumping John Andretti from the field for the first of five times that day ... Conquest Racing decided to replace Junqueira in qualified car for race with Alex Tagliani, who was bumped from starting field by Ryan Hunter-Reay on last attempt of Bump Day ... On track just one day, as second-week program first turned practice laps before qualifying attempt on Bump Day.



2008: Attempted to qualify for the first time just after 1 p.m. on Pole Day and spun in Turn 1 on his first qualifying lap, did not make wall contact ... Was the second qualifier on May 17 and ran 222.330 mph in Dale Coyne Racing entry, started 15th ... Lost a mirror on his car on Lap 8 of the race, led Laps 10-11 while the field was under the resulting debris caution then lost significant time due to an extended pit stop to find a replacement mirror and mount it on the car ... Moved from the back of the field to finish 20th, completing 184 laps ... Made 15 starts with Dale Coyne Racing, earned two top-10 finishes with a best finish of sixth at Watkins Glen ... Finished 20th in points.



2005: Qualified 12th on rescheduled Pole Day in Newman/Haas Racing entry ... Led laps 57-58, the third "500" in a row in which he led at least one lap ... Was running sixth when, on Lap 78, he made contact with the lapped car of A.J. Foyt IV, then made heavy contact with the Turn 2 SAFER Barrier ... Credited with 76 laps, finished 30th.



2004: Drove in his third Indianapolis 500, competing for Newman/Haas Racing ... Qualified on first attempt on Pole Day at 221.379 mph, started fourth, the second top-five qualifying effort of his Indianapolis 500 career ... Took the lead on Lap 135 as threatening skies encroached on the Speedway, but was forced to pit for fuel on Lap 150 ... Came out of the pits on the tail end of the lead lap but climbed from 18th on Lap 160 to fifth on Lap 180, when the checkered flag flew due to rain.



2002: Earned his first Indianapolis 500 Pole Award with a four-lap average of 231.342 mph in Chip Ganassi Racing entry ... Was practicing with pole-winning car on May 16 when the car veered right entering pits, hit outside retaining wall, but crew repaired car ... His fastest speed of the month was 231.675, set during morning practice on Pole Day ... Finished 31st in race due to gearbox problem which sidelined him on Lap 87 ... Led first 32 laps of the race.



2001: Passed rookie test in Target Chip Ganassi Racing car April 13 ... Qualified 20th for his first "500" start on Second Day Qualifying (May 13) at 224.208 mph after team owner Chip Ganassi elected to put him and teammate Nicolas Minassian in backup cars after Tony Stewart and Jimmy Vasser qualified the primaries ... Fastest in practice on second day of qualifying at 224.243 ... Finished fifth in the race; highest-finishing rookie other than winner Helio Castroneves.

OTHER CAREER HIGHLIGHTS:

Competed in Formula Truck Series in native Brazil in 2010 ... Raced in IZOD IndyCar Series for Dale Coyne Racing in 2008 ... Competed in Champ Car World Series and CART from 2001-07 for Dale Coyne Racing, Newman/Haas Racing, Target Chip Ganassi Racing, finishing second in championship in 2002 for Ganassi, 2003, 2004 for Newman/Haas ... Competed in European Formula 3000 series from 1998-2000, winning championship in 2000 for Team Petrolbras Junior ... Competed in South American F3 from 1995-97, winning championship in 1997 ... Competed in karting from 1988-93, winning numerous Brazilian national and regional titles.

PERSONAL:

Enjoys a variety of music, from Richard Ashcroft to the Rolling Stones, Red Hot Chili Peppers and Aerosmith ... Hobbies include cycling, participating in triathlons, tennis, squash, soccer ... Favorite pro soccer team in Atletico MG, based in his hometown of Belo Horizonte, Brazil ... Favorite foods are rice, beans and beef, plus Italian and Japanese foods.



FAST FACTS:

Birthdate: Dec. 31, 1974
Hometown: Salvador, Bahia, Brazil
Residence: Miami
Ht./Wt.: 5-5/147
Marital Status: Single
Children: Leonardo
Website: www.tonykanaan.com.br

Career Indianapolis 500 starts: 9
Best career Indianapolis 500 finish: 2nd – 2004
Career Indianapolis 500 poles: 1 – 2005
Career Indianapolis 500 earnings: \$3,478,274
Completed Rookie Orientation Program: DNP
 (Prior experience)

TONY KANAAN

INDIANAPOLIS 500 CAREER RESULTS:

Year	Entrant Name	Qual. Time	Qual. Speed	SP	FP	Laps	Laps Led	Reason Out/Running
2002	Hollywood Mo Nunn Racing	2:36.3499	230.253	5	28	89	23	Accident
2003	Andretti Green Racing	2:35.8400	231.006	2	3	200	2	Running
2004	Andretti Green Racing	2:42.7488	221.200	5	2	180*	28	Running
2005	Andretti Green Racing	2:38.1961	227.566	1	8	200	54	Running
2006	Andretti Green Racing	2:38.7471	226.776	5	5	200	12	Running
2007	Andretti Green Racing	2:39.4634	225.757	2	12	166*	83	Running
2008	Andretti Green Racing	2:40.1463	224.794	6	29	105	12	Accident
2009	Andretti Green Racing	2:40.9934	223.612	6	27	97	0	Accident
2010	Andretti Autosport	2:40.6628	224.072	33	11	200	0	Running
TOTAL:						1,437	214	

*Race shortened to 180 laps due to rain in 2004; shortened to 166 laps in 2007.

INDIANAPOLIS 500 CAREER HIGHLIGHTS:



2010: Finished 11th in Andretti Autosport in solid conclusion to trying month ...

Completed full race distance for first time since 2007 ... Was running second to eventual winner Dario Franchitti, just .3858 of a second out of lead, on Lap 195 when forced to pit for fuel on Lap 196 ... Ran in top six at every 10-lap interval between Laps 70-190 ... Climbed eight spots on Lap 1, gaining another nine spots by Lap 16 in memorable charge from 33rd and last starting spot ... Dropped one starting spot from 32nd to 33rd after switching from qualified car to another car for start of race ... Qualified career-low 32nd on Bump Day to cap most tense qualifying weekend of his Indy career ... Crashed during morning practice on Bump Day, forcing Andretti Autosport team to scramble to rebuild No. 11T car with parts from cars of teammates Ryan Hunter-Reay and Marco Andretti. Kanaan's primary No. 11 car was damaged in a crash during a qualifying attempt at 1:10 p.m. on Pole Day ... Kanaan qualified at 224.072 at 5:23 p.m. in only Bump Day attempt in rebuilt car ... Fastest driver in practice May 20 at 226.775.



2009: Finished 27th in Andretti Green Racing entry after hitting outside wall on backstretch hard while running third on Lap 98 due to mechanical failure. Car made heavy subsequent contact with SAFER Barrier in Turns 3 and 4. Kanaan suffered severe bruising in the accident ... First time in nine career Indianapolis 500 starts that he did not lead a lap ... Surpassed \$3 million in career Indianapolis 500 earnings ... Qualified sixth on Pole Day, Saturday, May 9 with run of 223.612 mph, as he continued streak of qualifying in the first two rows for all eight of his Indianapolis 500 starts ... Made two attempts on Pole Day, as initial attempt of 222.742 in multi-colored car that included parts from car of teammate Hideki Mutoh was disallowed due to the car being underweight ... Kanaan then safely qualified for the field two hours, 17 minutes later, at 5:01 p.m.



2008: Qualified on Pole Day at 224.794 mph in the Andretti Green Racing entry, earning the sixth starting position – the first time in seven Indianapolis 500 appearances he qualified outside the top five ... Ran in the top five for most of the first half of the race, led Laps 94-105 ... Was passed by Scott Dixon and Marco Andretti at the end of the backstretch, then Kanaan white-walled the outside retaining wall at the exit of Turn 3, spun and collided with Sarah Fisher ... Credited with 105 laps, finished 29th, his worst career result at Indy ... By leading the 2008 race, Kanaan became the first driver in history to lead seven consecutive Indianapolis 500 Mile Races ... Kanaan had previously shared the record of six straight with Rick Mears (1979-84).



2007: Was a favorite for the pole and the race when he was fastest in practice on the morning of Pole Day, and then again at Miller Lite Carb Day practice on May 25 ... Initially qualified at 12:48 p.m. on Pole Day at 224.618 mph in Andretti Green Racing entry but withdrew the car after Helio Castroneves beat the pole speed of Dario Franchitti late in the day ... Kanaan was the final qualifier of the day but missed Castroneves' four-lap pole time by just .042 of a second, good for the second starting spot ... Led the most times and the most laps in the race – eight times for 83 laps – but spun avoiding the spinning car of Jaques Lazier on Lap 156, taking him out of contention ... Pitted for new tires and finished 12th ... Won Scott Brayton Driver's Trophy.



2006: Qualified fifth in Andretti Green Racing entry, continuing his streak of starting fifth or better in every Indianapolis 500 appearance to date ... Also continued his streak of leading at least one lap in every "500" appearance by leading twice for 12 laps ... Led Laps 183-193 but pitted for a splash of fuel during final caution period, finished fifth, his fourth finish of eighth or better at the "500" in five appearances.



2005: Third driver to qualify on rescheduled Pole Day, and won his first Indy 500 pole with a four-lap average of 227.566 mph in an Andretti Green Racing entry ... Was passed by Sam Hornish Jr. after the green flag fell to start the race but eventually led eight times for 54 laps, joining Parnelli Jones and Jim Clark as the only drivers to lead at least one lap in their first four Indianapolis 500 starts ... Finished eighth, his third consecutive top-10 finish ... Fastest of the day in practice May 11 and May 20.



2004: Started fifth in the race and led three times for 28 laps, the most laps he has led in a single race at Indy ... Finished second to Buddy Rice under caution due to rain, leading his Andretti Green Racing teammates Dan Wheldon and Bryan Herta, who together finished 2-3-4, respectively ... On his second qualifying attempt on Pole Day, qualified with an average speed of 221.200 mph ... Was the fastest driver in practice on two days: May 12 and in pre-qualifying practice on Pole Day.



2003: Qualified an Indy career-best second at 231.006 mph in Andretti Green Racing entry, the highest qualifying position at Indianapolis for Honda before Buddy Rice won the 2004 pole ... Recorded the fastest lap of the race on Lap 100 at 229.187 mph ... Finished third, 1.2475 seconds behind winner Gil de Ferran, marking the closest 1-2-3 finish in Indianapolis 500 history.



2002: Made IndyCar Series debut, starting fifth and leading 23 laps before an accident on Lap 89 in Turn 3 ended his race, finished 28th ... Qualified on Pole Day at 230.253 mph, started race next to his Mo Nunn Racing teammate Felipe Giaffone, who qualified fourth.

OTHER CAREER HIGHLIGHTS:

Competed in IZOD IndyCar Series from 2003-10 with Andretti Autosport ... Won series championship in 2004, completing all 3,305 laps of the season. Recorded 15 consecutive top-five finishes that season ... Has finished sixth or better in championship in all eight of his IZOD IndyCar Series seasons ... Competed in CART from 1998-2002 for Mo Nunn Racing, Tasman Motorsports Group ... CART Rookie of the Year in 1998 ... Competed in Firestone Indy Lights in 1996-97 for Tasman Motorsports Group, winning championship in 1997 ... Raced in Europe from 1993-95 in Italian Formula 3, Italian Formula Alfa-Boxer and Formula Opel Euroseries, winning the Alfa Boxer championship in 1994 ... Raced in Formula Chevrolet and Formula Ford in native Brazil in 1991-92 ... Competed in karting from 1986-90, winning numerous city and national championships in Brazil.

PERSONAL:

Accomplished triathlete who completed California Half-Ironman in 2003 ... Enjoys karting, cycling and watersports ... Former rollerblade instructor ... Speaks English, Portuguese, Italian and Spanish ... Started in karts, building and driving the machines ... Earned the use of a kart instead of a paycheck ... Racing idols are Ayrton Senna and Alex Zanardi ... Longtime, close friends with Formula One veteran Rubens Barrichello. Kanaan was raised by Barrichello's family when Kanaan's father died when Tony was 11.



FAST FACTS:

Birthdate: Feb. 20, 1985

Hometown: Camarillo, Calif.

Residence: Camarillo, Calif./Indianapolis

Marital Status: Single

Website: www.charliekimball.com

CHARLIE KIMBALL

CAREER HIGHLIGHTS:

Finished fourth in Firestone Indy Lights series in 2010 for AFS Racing/Andretti Autosport, with four second-place finishes in 13 starts ... Finished 10th in Firestone Indy Lights in 2009 for Team PBIR with best finish of fourth at Watkins Glen ... Made six starts in the F3 Euroseries for Prema Powerteam in 2008 with best finish of second at Hockenheim, his first race since being diagnosed with Type 1 diabetes ... Also competed in A1GP for Team USA in 2008 at Zandvoort, finishing eighth in the sprint race ... Competed in 12 events in the World Series by Renault for Victory Engineering in 2007 ... Finished 11th in the F3 Euroseries for Signature in 2006, with victory at Zandvoort. Was the first American driver to win in the F3 Euroseries ... Competed in two British F3 races, the Macau Grand Prix and the Masters of F3 at Zandvoort in 2006 ... Finished second in British Formula 3 for Carlin Motorsport in 2005, the top finishing rookie in the series. Won five races, set two track records. Was first American in 13 years to win a British F3 race ... Competed in the Macau Grand Prix and the Masters of F3 at Zandvoort in 2005 ... Finished fourth in British Formula Ford in 2004, recording two wins, three poles and 11 podiums for Team JLR. Finished eighth in the Formula Ford Festival ... Won the Talley's New Zealand International Formula Ford Challenge for Team USA in 2004 ... Finished third as a rookie in the Formula Ford 2000 series in 2003 with four wins and seven podiums ... Finished third in the UK Formula Ford Winter Series in 2003 with a win, two poles and three podiums in four starts. Won the Team USA Scholarship to race in New Zealand ... Finished 10th in the Skip Barber Formula Dodge National Championship in 2002 ... Began kart racing at age 9, winning numerous national championships by age 16.

PERSONAL:

Diagnosed with Type 1 diabetes in 2007, which forced him to abandon racing midway through 2007. Returned to racing in 2008, claiming podium finish in first race back in car ... Races with continuous glucose monitor that wirelessly transmits data, so he can drink sugar water if his level falls ... Works tirelessly to promote diabetes awareness ... Accepted to Stanford but deferred admission to pursue racing career ... Fan of Stanford athletics ... Born in England while his father, Gordon Kimball, worked for McLaren Formula One team.



FAST FACTS:

Birthdate: Jan. 25, 1971
Hometown: Vail, Colo.
Residence: Alta Loma, Calif.
Ht./Wt.: 5-11/170
Spouse: Angelique
Children: Cayden (11/21/01)

Career Indianapolis 500 starts: 6*
Best career Indianapolis 500 finish: 13th – 2000
Best career Indianapolis 500 start: 17th – 2001
Career Indianapolis 500 earnings: \$1,337,889
Completed Rookie Orientation Program: 2000

JAQUES LAZIER

INDIANAPOLIS 500 CAREER RESULTS:

Year	Entrant Name	Qual. Time	Qual. Speed	SP	FP	Laps	Laps Led	Reason Out/Running
2000	Truscelli Team Racing	2:43.136	220.675	26	13	198	0	Running
2001	Jonathan Byrd Team							
	Xtreme Racing	2:42.0562	222.145	17	22	183	0	Running
2003	Team Menard	2:39.3098	225.975	20	29	61	0	Accident
2004	Robby Gordon Motorsports	N/A	N/A	18	29	see note*	0	Mechanical
2005	Playa Del Racing	2:42.7277	221.228	27	16	189	0	Running
2006	Playa Del Racing	2:42.7847	221.151	24	17	193	0	Running
2007	Playa Del Racing	2:44.0774	219.409	28	27	155^	2	Accident
TOTAL:						979	2	

*Lazier drove in relief of Robby Gordon from Lap 27-88 after Gordon left to fulfill NASCAR commitment. Lazier drove 61 laps, but Gordon was officially credited with laps.

^Race shortened to 166 laps due to rain.

INDIANAPOLIS 500 CAREER HIGHLIGHTS:



2010: Failed to qualify in A.J. Foyt Racing entry as a Bump Day replacement for original driver A.J. Foyt IV, who was uncomfortable in car ... Presented for three attempts on Bump Day, waving off after three laps at 4:04 p.m., was too slow to make field with run of 223.360 at 5:28 p.m. and pulled off track on warm-up lap at 5:53 p.m.



2007: Waved off first qualifying attempt on Sunday, May 13 but qualified on the third day at 219.409 mph in Playa Del Racing entry ... Led Laps 144-145 during pit stop cycles, his first laps led in his "500" career ... Hit the Turn 4 outside retaining wall on the Lap 156 restart, causing Tony Kanaan to spin in avoidance ... Credited with 155 laps, finished 27th.



2006: Qualified 24th at 221.151 mph in Playa Del Racing entry ... Car was damaged when it hit debris from the accident of Tomas Scheckter on Lap 67, causing Lazier's car to have handling problems the rest of the day ... Gradually gained positions and finished 17th, seven laps down.



2005: Qualified Playa Del Racing car May 21, started 27th, gained four positions on the first lap and was 15th by Lap 30 ... Ran as high as 10th but was hit from behind during the Lap 155 accident on a restart resulting from a spin by Danica Patrick ... Finished 16th, 11 laps down, despite suspension damage from accident.



2004: Drove in relief of Robby Gordon starting on Lap 27 following a 1-hour, 47-minute rain delay ... Gordon was forced to leave for Charlotte, N.C., to compete in NASCAR Coca-Cola 600, and Lazier drove 61 laps until a mechanical problem ended his day ... Gordon was officially credited with 88 laps, finished 29th.



2003: Qualified on rescheduled Pole Day (Sunday, May 11) at an average of 225.975 mph for Team Menard ... Started 20th and finished 29th, completing 61 laps after getting caught in an accident involving Richie Hearn exiting Turn 2.



2001: Recorded a top practice speed of 223.310 mph on Wednesday, May 9 ... Qualified 17th for his second Indianapolis 500 with a four-lap average of 222.145 on Pole Day in Jonathan Byrd TeamXtreme car ... Car's gearbox failed early in race, forcing lengthy pit stop to replace gearbox ... Finished 22nd, 17 laps behind the leader.



2000: Started 26th and finished 13th in Truscelli Team Racing entry, highest-finishing rookie behind winner Juan Pablo Montoya ... Qualified on second day with a four-lap average of 220.675 mph.



1999: Qualified on Pole Day at 219.165 mph in DR/Lazier Racing entry, but was bumped by Johnny Unser on Bump Day.

OTHER CAREER HIGHLIGHTS:

Competed in selected IZOD IndyCar Series races from 1999-2005, winning from pole in 2001 at Chicagoland in Team Menard entry ... Recorded two career IZOD IndyCar Series poles, both in 2001 ... Raced in Firestone Indy Lights in 1997 ... Led five of eight starts in American IndyCar Series in 1996 ... Competed in SCCA Formula Vee and Formula Ford from 1989-97 ... Competed in IKF karting events from 1983-87 ... Started racing in motocross in 1980.

PERSONAL:

Younger brother of Buddy Lazier, winner of 2000 IZOD IndyCar Series title and 1996 Indianapolis 500 ... Graduated in 1995 from Chapman University in Orange, Calif., with bachelor of arts degree in business and a minor in communication. Played lacrosse at Chapman ... Started racing BMX bikes at age 5 ... At age 12, was a member of the first amateur hockey team to visit the Soviet Union ... Hobbies are mountain biking, working out, anything with an engine, construction with his father and spending time with his family ... Wife, Angelique, studied at the Royal Shakespeare Academy in London. She played a vampire in the movie "To Die For" and played Michelle in the TV show "Saved by the Bell" ... Favorite food is ribeye steak; favorite vacation spot is Club Med; favorite charities are children's charities; favorite singer is Jimmy Buffett; favorite band is AC/DC; favorite actress is his wife.



FAST FACTS:

Birthdate: July 12, 1980

Hometown: Guildford, England

Residence: Indianapolis

Ht./Wt.: 5-8/132

Marital Status: Single

Website: www.katherinelegge.com

KATHERINE LEGGE

CAREER HIGHLIGHTS:

Competed in European-based DTM touring car series as factory Audi driver from 2008-10, driving for Futurecom TME, Abt Lady Power and Team Rosberg ... Drove in Rolex 24 At Daytona for Robinson Racing in 2007 ... Competed in Champ Car World Series in 2006-07 for PKV Racing, Dale Coyne Racing, becoming first female to lead Champ Car race ... Recorded five top-10 finishes in Champ Car in 2006 ... First woman to win major open-wheel race in North America, with three victories in Toyota Atlantic in 2005. Finished third in series ... Earned Formula One test with Minardi in 2005 ... Drove for A1 Team GB in A1 Grand Prix, tested Champ Car in 2005 ... Raced limited schedule in British and North American Formula Renault championships and Can-Am championship in 2004 ... Competed in limited British Formula 3 schedule in 2003 ... Competed in British Formula Renault in 2001-02, winning pole in 2002 at Oulton Park with track-record lap ... Earned British Racing Drivers' Club "Rising Stars" honor in 2002 ... Became first woman to win pole in British Formula Ford Zetec championship in 2000 ... Competed in karting from 1990-99.

PERSONAL:

Enjoys sports, travel, movies, shopping, cycling, tennis, running ... Best subject in school was math ... Superstitious driver always climbs into car from left. Also does not walk under ladders and can't fall asleep if a closet door is open.



ALEX LLOYD

FAST FACTS:

Birthdate: Dec. 28, 1984
Hometown: Manchester, England
Residence: Indianapolis
Ht./Wt.: 5-7/125
Spouse: Samantha
Children: Ava, Bethany, Chase
Website: www.alex-lloyd.com

Career Indianapolis 500 starts: 3
Best career Indianapolis 500 finish: 4th – 2010
Best career Indianapolis 500 start: 11th – 2009
Career Indianapolis 500 earnings: \$967,675
Completed Rookie Orientation Program: 2008

INDIANAPOLIS 500 CAREER RESULTS:

Year	Entrant Name	Qual. Time	Qual. Speed	SP	FP	Laps	Laps Led	Reason Out/Running
2008	Rahal Letterman Racing	2:42.3171	221.788	19	25	151	0	Accident
2009	Chip Ganassi Racing							
	Sam Schmidt Motorsports	2:41.7093	222.622	11	13	200	0	Running
2010	Dale Coyne Racing	2:40.1543	224.783	26	4	200	0	Running
TOTAL:						551	0	

INDIANAPOLIS 500 CAREER HIGHLIGHTS:



2010: Finished career-best fourth in Dale Coyne Racing entry, advancing from 26th starting position ... Benefited from crafty fuel strategy by making last stop on Lap 163, staying on track and climbing from 12th on Lap 180 to fourth at finish as many leaders were forced to pit ... Finishing position was highest place in race ... Endured two-day qualifying drama, finally earning 26th starting spot with run of 224.783 early on Bump Day, May 23 ... Made two qualifying attempts on Pole Day on May 22, waving off after three laps on first attempt and running too slow to qualify on second attempt.



2009: Enjoyed solid month in his second Indianapolis 500 start, starting 11th and finishing 13th in Chip Ganassi Racing Sam Schmidt Motorsports entry, both Indy career bests ... Forced to pit on Lap 7 to repair a loose rain light, falling from 13th to 31st place, one lap down. Made impressive, steady climb to return to lead lap on Lap 99 and move back into mid-pack. Was running 29th on Lap 40, 26th on Lap 80, 22nd on Lap 120 and 20th on Lap 160 before leaping seven places in final 40 laps ... Was one of the surprises of Pole Day Qualifying on Saturday, May 9 by securing 11th and final spot of the day with just five minutes remaining in session, bumping Hideki Mutoh with run of 222.622 mph on only attempt.



2008: Competed in his first "500" in a car prepared by Rahal Letterman Racing with assistance from Chip Ganassi ... Fastest of the day in practice on May 5, the second day of Rookie Orientation ... Did a quarter-spin in Turn 1 on Fast Friday (May 9), making hard contact with the SAFER Barrier ... Was cleared to drive May 14 ... Qualified on May 17 at 221.788 mph for the 19th starting position ... Ran as high as 16th in the race and was running 17th when, while working Lap 152, he brushed the Turn 4 SAFER Barrier and spun across the track, into pit lane, making secondary contact ... Finished 25th with 151 laps completed.

OTHER CAREER HIGHLIGHTS:

Finished 16th in IZOD IndyCar Series standings in full season for Dale Coyne Racing, earning series Rookie of the Year award ... Made two IZOD IndyCar Series starts in 2009 and one in 2008 ... Competed in Firestone Indy Lights championship in 2006-07, winning series championship in 2007 for Sam Schmidt Motorsports with series record eight victories. Captured title by series-record 171 points ... Won Firestone Freedom 100 in 2007 to become the only driver to win on the oval and road course at the Indianapolis Motor Speedway. He won the Liberty Challenge on the road course in 2006 ... Completed in selected Italian F3000 and Renault World Series races in 2005 ... Tested McLaren Formula One car in 2004 ... Competed in Formula Renault UK in 2001-03 ... McLaren Autosport BRDC Young Driver of the Year in 2003 ... Won British Open karting championship and Inter-Nations Challenge karting event in 1999.

PERSONAL:

Enjoys playing guitar and owns equipment to produce his music ... Favorite musical groups are Dire Straits, Fleetwood Mac, with Fleetwood Mac's "Rumours" as his favorite album ... Enjoys golf, fishing, juggling, movies, skiing and snowboarding ... Favorite movies are "Days of Thunder," "Butch Cassidy and the Sundance Kid" and "Rain Man" ... Favorite video game is Grand Prix 4 for the PC ... Favorite color is red ... Favorite drivers are Ayrton Senna, Tazio Nuvolari ... Lloyd's family sold their home to fund Alex's first few races in the Firestone Indy Lights in 2006.



PIPPA MANN

FAST FACTS:

Birthdate: Aug. 11, 1983

Hometown: Ipswich, England

Residence: Indianapolis

Marital Status: Single

Website: www.pippamann.com

CAREER HIGHLIGHTS:

Competed in Firestone Indy Lights in 2009-10, finishing fifth in series for Sam Schmidt Motorsports in 2010 ... Became second woman to win in series with victory from pole in 2010 at Kentucky. Won three poles in 2010, including for Firestone Freedom 100 at Indianapolis, where she became first female pole winner in 101-year history of track ... Competed in 2008 in World Series by Renault 3.5 for P1 Motorsport, Porsche Carrera Cup Great Britain for Team Eurotech ... Became first female to race in World Series by Renault 3.5 in 2007, winning pole for P1 Europe team ... Competed in Formula Renault 2.0 UK series for Comtec Racing in 2006, Team JVA in 2004 ... Raced in Formula Renault Eurocup for Comtec Racing in 2005-06. Also drove in French Formula Renault in 2005 ... Began karting at 13 in various national and European series. Moved to Italy at 18 to pursue karting full time, becoming first British female driver to win international kart race.

PERSONAL:

Enjoys music, squash and following AC Milan soccer team ... Fluent in Italian.



FAST FACTS:

Birthdate: Aug. 28, 1981
Hometown: Belo Horizonte, Brazil
Residence: Miami
Ht./Wt.: 5-9/168
Marital Status: Single

Career Indianapolis 500 starts: 2
Best career Indianapolis 500 finish: 22nd – 2009
Best career Indianapolis 500 start: 12th – 2009, 2010
Career Indianapolis 500 earnings: \$608,610
Completed Rookie Orientation Program: 2009

RAPHAEL MATOS

INDIANAPOLIS 500 CAREER RESULTS:

Year	Entrant Name	Qual. Time	Qual. Speed	SP	FP	Laps	Laps Led	Reason Out/Running
2009	Luczo Dragon Racing	2:41.1252	223.429	12	22	173	0	Accident
2010	de Ferran Dragon Racing	2:39.9798	225.028	12	29	72	0	Accident
TOTAL:						245	0	

INDIANAPOLIS 500 CAREER HIGHLIGHTS:



2010: Finished 29th in de Ferran Dragon Racing entry after spinning into SAFER Barrier in Turn 1 on Lap 73 ... Was running third at Lap 50 and 60, his highest running position before accident ... Lost left rear wheel when exiting pit stall on Lap 63, extending stop to 56 seconds and dropping him to 23rd ... Qualified 12th on only attempt of Pole Day at 225.028 mph.



2009: Placed 22nd in Luczo Dragon Racing entry after being eliminated on hard crash with fellow Brazilian Vitor Meira in Turn 1 on Lap 174. Matos, Meira were battling for 19th position when the accident occurred ... Ran as high as fourth on Lap 109 ... Fell from fifth to 20th when wheel nut jammed in air gun during pit stop on Lap 134 ... Was fastest qualifier on Second Day Qualifying, Sunday, May 10, with run of 223.429 mph to secure 12th spot on grid ... Made two qualifying runs on Pole Day, Saturday, May 9. First run of 221.527 mph at 12:11 p.m. was bumped by Tony Kanaan. Second run of 222.466 at 5:46 p.m. was too slow to earn one of the 11 spots available that day ... Completed Rookie Orientation Program on first day, Tuesday, May 5.

OTHER CAREER HIGHLIGHTS:

Competed in IZOD IndyCar Series in 2010 for de Ferran Dragon Racing in 2009 and Luczo Dragon Racing in 2009. Won series Rookie of the Year in 2009 after finishing 13th in series standings ... Won Firestone Indy Lights championship as a rookie driving for Andretti Green Racing/AFS Racing in 2008, with three victories. Also named Lucas Oil Rookie of the Year ... Also made four Firestone Indy Lights series starts in 2007 for Guthrie Racing ... Co-drove SpeedSource Mazda RX8 to GT Class win at Rolex 24 At Daytona and Michael Shank Racing Daytona Prototype to overall win at Utah in 2008 ... Competed in Champ Car Atlantic Championship in 2006-07 for Sierra Sierra Enterprises, winning series title in 2007 ... Raced for Mazda factory team in American Le Mans Series in 2006-07 ... Competed in Star Mazda Pro Championship in 2004-05, winning series title in 2005 for Ocean Tomo Racing. Drove for Indianapolis 500 veteran Richie Hearn's team in 2004 ... Won Formula Dodge National Championship in 2003, Formula Dodge National Shootout in 2002 ... Skip Barber Midwest Region Rookie of the Year in 2002 ... Won Brazilian Chevrolet Formula Junior championship in 2001 ... Competed in karting from 1996-2001, winning numerous city, state and national titles.

PERSONAL:

Favorite athlete is Lance Armstrong ... Favorite foods are Japanese and Italian ... Lists Ayrton Senna as his racing hero ... Enjoys running, cycling and weight lifting to stay in shape ... Favorite TV show is "Entourage."



VITOR MEIRA

FAST FACTS:

Birthdate: March 27, 1977

Hometown: Brasilia, Brazil

Residence: Miami

Ht./Wt.: 5-7/141

Spouse: Adriana

Children: Luiza

Career Indianapolis 500 starts: 8

Best career Indianapolis 500 finish: 2nd – 2005, 2008

Best career Indianapolis 500 start: 6th – 2006

Career Indianapolis 500 earnings: \$3,572,345

Completed Rookie Orientation Program: 2003

INDIANAPOLIS 500 CAREER RESULTS:

Year	Entrant Name	Qual. Time	Qual. Speed	SP	FP	Laps	Laps Led	Reason Out/Running
2003	Team Menard	2:38.4800	227.158	26	12	199	0	Running
2004	Rahal Letterman Racing	2:42.9269	220.958	7	6	180*	0	Running
2005	Rahal Letterman Racing	2:38.6969	226.848	7	2	200	3	Running
2006	Panther Racing	2:39.1823	226.156	6	10	200	0	Running
2007	Delphi Panther Racing	2:41.9196	222.333	19	10	166*	0	Running
2008	Panther Racing	2:40.4663	224.346	8	2	200	12	Running
2009	A.J. Foyt Enterprises	2:41.3958	223.054	14	21	173	0	Accident
2010	A.J. Foyt Enterprises	2:40.4367	224.388	30	27	105	0	Accident
TOTAL:						1,423	15	

*Race shortened to 180 laps due to rain in 2004; shortened to 166 laps due to rain in 2007.

INDIANAPOLIS 500 CAREER HIGHLIGHTS:

2010: Finished career-low 27th in A.J. Foyt Enterprises entry after hitting SAFER Barrier at exit of Turn 2, bending right front suspension. Meira drove to pits but was unable to continue ... Climbed as high as 13th on Lap 35 ... Qualified at 224.388 early on Bump Day, May 23 after he was last driver to be bumped from field the day before on Pole Day ... Earned spot in field on Pole Day at 224.033, bumping Mario Romancini, before he was bumped by Mario Moraes at 3:58 p.m., the final attempt before the Fast Six Shootout.



2009: Placed 21st in A.J. Foyt Enterprises entry after being eliminated on hard crash with fellow Brazilian Raphael Matos in Turn 1 on Lap 174. Car slid on its side along SAFER Barrier in Turn 1 after impact before dropping on four wheels in Turn 2. Meira suffered a back fracture that ended his season. Meira, Matos were battling for 19th position when the accident occurred ... Dropped from 11th to 21st after pit stop of one minute, 35 seconds on Lap 134 due to pit fire ... Surpassed \$3 million in career Indianapolis 500 earnings ... Qualified 14th at 223.054 mph on second attempt on Second Day Qualifying, Sunday, May 10, bumping teammate A.J. Foyt IV ... First attempt of 221.934 was disallowed due to a technical violation.



2008: Successfully qualified for Panther Racing on his first attempt on Pole Day with an average speed of 224.346 mph, good for eighth starting spot ... Dropped back slightly in the early laps of the race, but was back in the top 10 for good by Lap 40 ... Made a daring pass for lead at the start of Lap 160, on a restart, by splitting the cars of Scott Dixon and Ed Carpenter, leaving only inches to spare between both cars ... Led laps 160-171, his first time leading the race since 2005 ... Lost the lead to Dixon during a pit stop on Lap 172, finished second to him by .7498 of a second ... Earned \$1,273,215, the most in history for a second-place driver, boosted his Indianapolis 500 career earnings to nearly \$3 million ... Won Scott Brayton Driver's Trophy.



2007: Made first qualifying attempt on Pole Day but waved off after the second lap ... Qualified on the second day at 222.333 mph in Delphi Panther Racing entry, good for the 19th starting position ... Ran as high as fourth in the race, finished 10th for the second year in a row, lengthening his streak of consecutive top-10 finishes at the "500" to four.



2006: Qualified an Indy career-best sixth in Panther Racing entry, his third consecutive start of seventh or better ... Ran as high as fourth early in the race, lowest position was 16th just before the halfway point during pit stops, finished 10th, his third consecutive top-10 finish in the "500."



2005: Finished an Indy career-best second after running in the top 10 for most of the day in Rahal Letterman Racing entry ... Also led for the first time by passing Dan Wheldon in Turn 1, then led Laps 162-164 ... Was fourth with 10 laps to go but got around Bryan Herta and teammate Danica Patrick ... Started seventh, tying his Indy career-best qualifying effort.



2004: Qualified with his first attempt on Pole Day at 220.958 mph in Rahal Letterman Racing entry ... Earned Indy career-bests by starting seventh and finishing sixth ... Ran as high as third in the race, also an Indy career best ... Recorded the fastest lap of the race, 218.401.



2003: Tested at IMS for Team Menard before the month of May but was not on track during the event until Thursday, May 15 ... Fastest practice speed of the month was 227.918 on May 16 ... Was the last qualifier on Bump Day, recording a four-lap average of 227.158 mph ... Started 26th and finished 12th, one lap down.

OTHER CAREER HIGHLIGHTS:

Has competed in IZOD IndyCar Series since 2002 for A.J. Foyt Enterprises, Panther Racing, Rahal Letterman Racing, Team Menard ... Finished career-best fifth in series points in 2006 for Panther Racing ... Competed in European F3000 series in 2001-02 ... Competed in South American F3 series in 1999-2000, winning championship in 2000 and Rookie of the Year in 1999 ... Competed in British Formula Renault in 1998 and British Formula Ford from 1995-97 ... Raced karts from 1990-95.

PERSONAL:

Favorite band is Pearl Jam ... Enjoys triathlons, squash, bicycling, swimming, karting ... Favorite television show is "Curb Your Enthusiasm" on HBO. Enjoys watching the Science Channel because he is entertained by space science. Also enjoys watching "Adult Swim" and "The Family Guy" on Cartoon Network, and SPEED ... Studied business at Euro-American University in Brasilia ... Speaks English, Portuguese and Italian ... Favorite drivers are Michael Schumacher and Ayrton Senna ... Owns a dog named Quattro.



FAST FACTS:

Birthdate: Dec. 20, 1988
Hometown: Sao Paulo, Brazil
Residence: Miami
Ht./Wt.: 5-6/150
Marital Status: Single


Career Indianapolis 500 starts: 3
Best career Indianapolis 500 finish: 18th – 2008
Best career Indianapolis 500 start: 7th – 2009
Career Indianapolis 500 earnings: \$907,025
Completed Rookie Orientation Program: 2008


MARIO MORAES


INDIANAPOLIS 500 CAREER RESULTS:

Year	Entrant Name	Qual. Time	Qual. Speed	SP	FP	Laps	Laps Led	Reason Out/Running
2008	Dale Coyne Racing	2:43.8482	219.716	28	18	194	3	Running
2009	KV Racing Technology	2:41.1958	223.331	7	33	0	0	Accident
2010	KV Racing Technology	2:40.0794	224.888	13	31	17	0	Contact
TOTAL:						211	3	

INDIANAPOLIS 500 CAREER HIGHLIGHTS:

 **2010:** Finished 31st in KV Racing Technology entry after white-walling outside wall on Lap 16 and bending right-rear suspension. Continued for another lap and withdrew ... Qualified 13th at 224.888 on final run of Pole Day before Fast Nine Shootout, bumping Vitor Meira from Pole Day field and forcing Meira to requalify on Bump Day ... Crashed on first qualifying attempt on Pole Day, dislodging rear wing after spinning in Turn 2 and backing into wall ... Crashed into retaining wall after spinning on acceleration lane adjacent to Turn 1 in practice Tuesday, May 18.

 **2009:** Eliminated on first lap of race after contact with Marco Andretti between Turns 1 and 2. Credited with 33rd place in KV Racing Technology entry ... One of the surprises of Pole Day Qualifying by earning seventh spot with run of 223.331 mph ... Made two qualification attempts on Pole Day, as first run of 222.470 at 12:16 p.m. was withdrawn before another successful attempt at 5:42 p.m. ... Fastest in practice Thursday, May 14 with lap of 222.739.

 **2008:** Qualified in his first attempt of the month, on May 17, with an average speed of 219.716 mph in Dale Coyne Racing entry ... Started 28th, led his first laps at Indianapolis (Laps 136-138) during a caution period, was passed by Marco Andretti and Scott Dixon on the restart ... Finished 18th, six laps down from the leaders.

OTHER CAREER HIGHLIGHTS:

Competed in IZOD IndyCar Series in 2009-10 for KV Racing Technology and 2008 for Dale Coyne Racing ... Competed in British F3 series in 2006-07, South American F3 series in 2005-06 ... Raced in Formula TR 1600 series in 2004 ... Competed in karting from 1999-2003.

PERSONAL:

Enjoys jet skiing ... Favorite band is The Rolling Stones.



FAST FACTS:

Birthdate: Oct. 6, 1982

Hometown: Tokyo

Residence: Chicago

Ht./Wt.: 5-8/140

Marital Status: Single

Website: www.hidekimutoh.com

Career Indianapolis 500 starts: 3

Best career Indianapolis 500 finish: 7th – 2008

Best career Indianapolis 500 start: 9th – 2008, 2010

Career Indianapolis 500 earnings: \$924,225

Completed Rookie Orientation Program: 2008

HIDEKI MUTOH

INDIANAPOLIS 500 CAREER RESULTS:

Year	Entrant Name	Qual. Time	Qual. Speed	SP	FP	Laps	Laps Led	Reason Out/Running
2008	Andretti Green Racing	2:40.7952	223.887	9	7	200	0	Running
2009	Andretti Green Racing	2:41.5764	222.805	16	10	200	0	Running
2010	Newman/Haas Racing	2:41.0831	223.487	9	28	76	0	Handling
TOTAL:						476	0	

INDIANAPOLIS 500 CAREER HIGHLIGHTS:



2010: Placed career-low 28th in Newman/Haas entry after withdrawing with handling problems after completing 76 laps ... Unscheduled pit stop on Lap 29 to try to correct handling problem dropped Mutoh from 19th to 30th ... Qualified ninth on Pole Day, May 22 with run of 223.487 in Fast Nine Shootout ... Earned spot in Fast Nine Shootout with qualifying run of 225.423 earlier on Pole Day ... Made three attempts during Shootout, completing two and waving off the other after two laps ... Runner-up in Pit Stop Challenge in Newman/Haas' first appearance in Challenge final round since 1995.



2009: Second consecutive top-10 finish for Andretti Green Racing in Indianapolis 500 ... Fell from 12th to 20th on pit stop on Lap 100 but climbed up to 10th by Lap 181, where he remained for all but one of the closing 19 laps of the race ... Qualified 16th with run of 222.805 on Second Day Qualifying, Sunday, May 10, after being bumped twice on Pole Day. Bumped runs were 221.680 and 222.581.



2008: Qualified for the ninth starting position at 5:15 p.m. on Pole Day with an average speed of 223.887 mph in Andretti Green Racing entry, the best qualifying effort among 2008 Indianapolis 500 rookies ... Had qualified earlier in the day but his run was disallowed after the car failed post-qualifying technical inspection ... During practice on May 17, ran high in Turn 2 and made contact with the SAFER Barrier ... Ran in the top 10 most of the day during the race, achieved his highest running position of fifth around Lap 180, finished seventh, the second-best finishing result among rookies ... Only Chase Rookie of the Year winner Ryan Hunter-Reay finished higher, in sixth.

OTHER CAREER HIGHLIGHTS:

Competed in IZOD IndyCar Series in 2010 with Newman/Haas Racing, 2008-09 with Andretti Green Racing, 2007 with Super Aguri Panther Racing. Named series Rookie of the Year in 2008 ... Finished second in Firestone Indy Lights standings for Super Aguri Panther Racing in 2007, named Lucas Oil Rookie of the Year ... Rookie of the Year in Japanese Super GT Championship in 2006 ... Competed in Japanese Formula 3 in 2004-05 ... Competed in Formula Dream series in 2002-03 in Japan, winning championship in 2003 ... Raced in Formula Ford in Great Britain and Europe in 2000-01 ... Competed in British Formula Vauxhall championship in 1998-99 ... Competed in karts from 1994-97.

PERSONAL:

Lists baseball as his favorite sport outside of racing ... Enjoys working out.

**FAST FACTS:**

Birthdate: May 18, 1984

Hometown: Poitiers, France

Residence: Indianapolis

Ht./Wt.: 5-10/160

Marital Status: Single

Website: www.simon-pagenaud.com

SIMON PAGENAUD**CAREER HIGHLIGHTS:**

Won the American Le Mans Series LMP championship in 2010, driving for Highcroft Racing with teammate David Brabham, with four class victories and three overall victories ... Drove Acura prototype for de Ferran Motorsports in ALMS in 2008-09, finishing ninth in 2008 and second in 2009. Earned five overall and class victories in 2009 ... Competed in Le Mans 24 Hours from 2008-10, driving for Peugeot factory team in 2010 and privateer Pescarolo and ORECA teams in 2009 and 2008, respectively. Teams were eliminated from race before finish all three years because of mechanical problems ... Finished eighth in Champ Car World Series in 2007 for Team Australia, with best finish of fourth at Montreal, Toronto and Edmonton ... Won Champ Car Atlantic series title in 2006 for Team Australia, with victory at Edmonton and five other podium finishes ... Finished 15th in World Series by Renault in 2005 with Saulnier Racing ... Competed in European Formula Renault in 2003-04, finishing second in 2004 for Graff Racing, with two victories, two poles ... Competed in French Formula Renault from 2002-04, finishing second and earning Rookie of the Year honors in 2002 ... Finished second in Formula Renault Campus championship in 2001, with four victories ... Won Elf ACO Challenge in 2000 ... Started career in karting from 1994-99.

PERSONAL:

Nickname is "Jean Gerrard," after French character in movie "Talladega Nights" ... Favorite track is Spa-Francorchamps ... Enjoys skiing, karting, rock climbing, running.



FAST FACTS:

Birthdate: March 25, 1982
Hometown: Roscoe, Ill.
Residence: Phoenix
Ht./Wt.: 5-2/100
Spouse: Paul Hospenthal
Website: www.danicaracing.com

Career Indianapolis 500 starts: 6
Best career Indianapolis 500 finish: 3rd – 2009
Best career Indianapolis 500 start: 4th – 2005
Career Indianapolis 500 earnings: \$2,335,190
Completed Rookie Orientation Program: 2005

DANICA PATRICK

INDIANAPOLIS 500 CAREER RESULTS:

Year	Entrant Name	Qual. Time	Qual. Speed	SP	FP	Laps	Laps Led	Reason Out/Running
2005	Rahal Letterman Racing	2:38.5875	227.004	4	4	200	19	Running
2006	Rahal Letterman Racing	2:40.2319	224.674	10	8	200	0	Running
2007	Andretti Green Racing	2:40.6596	224.076	8	8	166*	0	Running
2008	Andretti Green Racing	2:39.8601	225.197	5	22	171	0	Accident
2009	Andretti Green Racing	2:41.5205	222.882	10	3	200	0	Running
2010	Andretti Autosport	2:40.5584	224.217	23	6	200	0	Running
TOTAL:						1,137	19	

*Race shortened to 166 laps due to rain in 2007.

INDIANAPOLIS 500 CAREER HIGHLIGHTS:



2010: Finished sixth in Andretti Autosport entry, her fifth top-eight result in six career starts ... Completed every lap of race for fifth time in six career starts at Indianapolis ... Set Indianapolis 500 career record for laps completed by a woman in 2010 race, with 1,137 ...

Ran as high as fourth on Laps 39-40 ... Climbed from 16th on Lap 170 to sixth at finish due to fuel strategy. Made last stop on Lap 163 and stretched fuel to finish while many front-running cars were forced to pit late in the race ... Qualified career-low 23rd at 224.217 in only attempt on Pole Day, May 22.



2009: Finished Indianapolis 500 career-best third in Andretti Green Racing entry, the best result by a woman in the 93-year history of the race ... Surpassed \$2 million in Indianapolis 500 career earnings ... Climbed from 10th starting spot to fifth by Lap 64. Slipped from sixth to 10th when she overshot pit during stop on Lap 100. Jumped from sixth to fourth on final pit stop on Lap 163, taking third for good on Lap 184 ... Ran her fastest lap of the race on Lap 187 to tighten grasp on third ... Qualified on Pole Day, Saturday, May 9 on her second run of the day. First run of 221.785 mph at 12:29 p.m. was withdrawn. She earned the 10th starting spot with a run of 222.882 at 3:46 p.m.



2008: Was the eighth qualifier on Pole Day, posting an average speed of 225.197 mph in Andretti Green Racing entry ... Started fifth, her fourth consecutive top-10 start at the "500" ... Dropped back to sixth on Lap 1 and fought an ill-handling car for much of the race but maintained a top-15 position through the middle portion ... Was running seventh when pit stops took place on Lap 171, and No. 6 Ryan Briscoe and Patrick made contact exiting the pits, eliminating both cars from the race ... Finished 22nd, her first "500" finish outside the top 10 ... Surpassed \$1 million in Indianapolis 500 career earnings.



2007: Qualified eighth at 224.076 mph in first season with Andretti Green Racing, continuing her string of top-10 starts at Indy ... Took over second-place in the race on Lap 120, chasing teammate Tony Kanaan until both drivers pitted on Lap 137 ... Forced to pit again on Lap 155 while eventual winner Dario Franchitti and others stayed out ... Finished eighth for the second year in a row ... Fastest of the day in practice May 16.



2006: Qualified 10th for her second Indianapolis 500 start in Rahal Letterman Racing entry, fought an ill-handling car much of the race but ran as high as fifth at two points, around Lap 100 and Lap 180, then pitted on Lap 183 ... Finished eighth, on the lead lap.



2005: Set numerous records in her sensational debut at the Indianapolis 500 for Rahal Letterman Racing ... Became the highest-finishing woman in “500” history by finishing fourth; the first woman to lead a lap in the race, leading three times for a total of 19 laps; and the first woman to finish the race on the lead lap ... Took the lead from eventual winner Dan Wheldon on a Lap 189 restart, but was forced to slow to conserve fuel and was passed by Wheldon on Lap 194 ... Fastest driver of the day in practice on five days – the most of any driver – including Opening Day, Pole Day and Carb Day ... Practice lap of 229.880 mph on rescheduled Pole Day (Sunday, May 15) was fastest lap of the month and the fastest by a woman in IMS history ... Qualified fourth, the best starting position by a woman, despite a dramatic save as her car slid in Turn 1 on her first qualifying lap ... Earned Chase Indianapolis 500 Rookie of the Year honors.

OTHER CAREER HIGHLIGHTS:

Has competed in IZOD IndyCar Series full time since 2005, with Rahal Letterman Racing in 2005-06 and Andretti Autosport since 2007 ... Became first woman to win major-league open-wheel race in North American series with victory in 2008 at Twin Ring Motegi, Japan ... Has finished in top 10 in series points in each of her five seasons, including career-best fifth in 2009 for Andretti Autosport ... Finished 2010 season with series record of running at finish of 33 consecutive races, a streak that started in April 2009 ... IZOD IndyCar Series Rookie of the Year in 2005 with Rahal Letterman ... Competed in Toyota Atlantic series in 2003-04, finishing third in 2004 ... Competed in Barber Dodge Pro Series for Team Rahal in 2002 ... Competed in British Zetec Formula Ford in 2000-01, finishing second in prestigious Formula Ford Festival in 2000 at Brands Hatch, England ... Competed in British Formula Vauxhall series in 1998-99 ... Competed in karting from 1992-97, winning World Karting Association Grand National Championships in 1994, 1996-97 and numerous other regional titles.

PERSONAL:

One of the most recognizable female athletes in the United States, gracing the covers of publications such as *Sports Illustrated*, *TV Guide* and *ESPN: The Magazine*. Featured in pictorials in 2008 and 2009 *Sports Illustrated Swimsuit Issues* ... Most memorable achievement was earning her first IZOD IndyCar Series victory in 2008 at Twin Ring Motegi ... Enjoys running, weight training, extreme yoga, shopping ... Favorite singer is Alanis Morissette ... Avid fan of late night shows “Chelsea Lately” and “Jimmy Kimmel Live.”



FAST FACTS:

Birthdate: Oct. 3, 1987
Hometown: Tamworth, England
Residence: Indianapolis
Ht./Wt.: 5-5/140
Marital Status: Single
Website: www.plowey.com

MARTIN PLOWMAN

CAREER HIGHLIGHTS:

Finished third in Firestone Indy Lights standings for AFS Racing/Andretti Autosport in 2010, winning from pole at Mid-Ohio ... Finished 11th in Firestone Indy Lights as rookie in 2009 with Panther Racing... Drove in Formula 3 Euro Series with RC Motorsport in 2008. Finished 14th at Zandvoort Masters of F3 at Zolder ... Competed in Formula Renault Italia for Prema Powerteam in 2006-07. Was top rookie in standings in 2006, with one pole and best finish of second, both at Hockenheim ... Also raced in Formula Renault Eurocup in 2006-07 ... Became member of Toyota Young Driver Program in 2006 ... Finished second in Formula A French Open International Championship karting event in 2005 ... Also drove in CIK/FIA Formula A World Kart Championship, where he ran as high as eighth before suffering engine failure ... Was selected by motorsports legend Alex Zanardi as sole works driver for his World Championship karting team in 2004, winning CIK/FIA Formula A Asia Pacific Championship in Team Zanardi's third race ... Elected as a member of the British Racing Drivers Club (BRDC) as a Rising Star in 2004 ... Became the youngest winner of French Formula A Open International Championship karting series after earning four wins in 10 starts in 2003 ... Finished sixth in CIK/FIA Formula A World Kart Championship in 2003 ... Began racing career in karting in native England.

PERSONAL:

Nickname is "Plowey" ... Enjoys playing the piano, movies, running, fishing ... Avid fan of Manchester United soccer team ... Favorite foods are Mexican, Italian ... Speaks English, French, Italian.



FAST FACTS:

Birthdate: March 1, 1981
Hometown: Toowoomba, Australia
Residence: Charlotte, N.C.
Ht./Wt.: 5-10/155
Spouse: Elizabeth


Career Indianapolis 500 starts: 3
Best career Indianapolis 500 finish: 5th – 2009
Best career Indianapolis 500 start: 2nd – 2010
Career Indianapolis 500 earnings: \$1,031,675
Completed Rookie Orientation Program: 2008


WILL POWER


INDIANAPOLIS 500 CAREER RESULTS:

Year	Entrant Name	Qual. Time	Qual. Speed	SP	FP	Laps Led	Reason Out/Running	
2008	KV Racing Technology	2:42.7956	221.136	23	13	200	0	Running
2009	Penske Racing	2:41.4146	223.028	9	5	200	0	Running
2010	Verizon Team Penske	2:38.1876	227.578	2	8	200	5	Running
TOTAL:						600	5	

INDIANAPOLIS 500 CAREER HIGHLIGHTS:

 **2010:** Finished eighth in Verizon Team Penske entry ... Led Laps 31-35 after passing early leader Dario Franchitti. Were first laps led of his Indianapolis 500 career ... Dropped to 25th place on Lap 46 after being forced to serve drive-through penalty for leaving pits with fuel hose still attached to car during stop on Lap 43 ... Spent rest of race recovering from that miscue and from malfunctioning overtake assist button during second half of race ... Completed all 200 laps to continue streak of finishing every lap in three career starts ... Turned fastest lap of race, 225.090 mph, on Lap 15 ... Qualified career-best second at 227.578 during Fast Nine Shootout at 5:21 p.m. on Pole Day, May 22 ... Also made successful attempts of 226.415, 227.429 during Shootout ... Earned spot in Shootout with qualification run of 226.412 just 24 minutes before end of opening segment. Also made qualifying run of 225.994 earlier in segment ... Fastest driver in morning practice on Pole Day at 227.646, the top overall practice lap of the month.

 **2009:** Qualified ninth, finished fifth – both career bests – in third Penske Racing entry ... Ran third from Lap 101-156 before climbing to second from Laps 157-162 after passing Scott Dixon in Turn 1 ... Ran his fastest lap of the race on Lap 159 trying to drive away from Dixon before dropping from second to sixth on final pit stop on Lap 163 ... Qualified on only attempt of event, a 223.028-mph run at 12:20 p.m. on Pole Day, Saturday, May 9.

 **2008:** Turned the fastest lap of practice on Opening Day, the first day of rookie orientation, at 220.694 mph ... Made two qualifying attempts in the No. 8 KV Racing Technology entry on Pole Day but was bumped the first time and waved off the second time ... Despite an accident on May 16 in which Power spun and hit the Turn 1 SAFER Barrier, he was the first qualifier on May 17, posting an average speed of 221.136 ... Started the race in 23rd place ... Moved into the top 15 in the race by Lap 150 and remained there ... Highest running position was 10th, finished 13th.

OTHER CAREER HIGHLIGHTS:

Finished second in IZOD IndyCar Series standings in 2010 for Verizon Team Penske, five points behind champion Dario Franchitti. Won five races, all on road/street circuits, and series-record eight poles en route to inaugural Mario Andretti Road Course Championship trophy in 2010 ... Competed in IZOD IndyCar Series full time for KV Racing Technology in 2008 and part time for Team Penske in 2009 ... Won race at Edmonton, pole at Long Beach in limited role for Penske in 2009 ... Won final Champ Car race in 2008 at Long Beach ... Competed in Champ Car World Series from 2005-07 for Team Australia, winning Rookie of the Year honors in 2006 ... Competed in World Series Powered by Renault in 2005 ... Competed in British F3 championship in 2003-04 ... Won Formula Holden championship in native Australia and competed in Bathurst 1000 V8 Supercar event in 2002 ... Competed in Formula Ford in 2000-01 ... Started karting at age 6.

PERSONAL:

Enjoys playing squash, touch rugby, cricket, body surfing and any outdoor activities ... Comes from racing family, as father raced in F2 and F3 in early 1980s and grandfather raced motorcycles ... Favorite food is Italian ... Participates in rigid fitness regimen that includes working out six times a week: swimming, cycling, running, rowing and martial arts training ... Loves all kinds of music, especially old school hip-hop ... Is learning to play drums and has electric drum set at home.

**FAST FACTS:**

Birthdate: Jan. 4, 1989
Hometown: New Albany, Ohio
Residence: New Albany, Ohio/Indianapolis
Ht./Wt.: 6-2/175
Marital Status: Single
Website: www.grahamrahal.com

Career Indianapolis 500 starts: 3
Best career Indianapolis 500 finish: 12th – 2010
Best career Indianapolis 500 start: 4th – 2009
Career Indianapolis 500 earnings: \$869,675
Completed Rookie Orientation Program: 2008

GRAHAM RAHAL**INDIANAPOLIS 500 CAREER RESULTS:**

Year	Entrant Name	Qual. Time	Qual. Speed	SP	FP	Laps	Laps Led	Reason Out/Running
2008	Newman/Haas/Lanigan Racing	2:41.7753	222,531	13	33	36	0	Accident
2009	Newman/Haas/Lanigan Racing	2:40.7470	223,954	4	31	55	0	Accident
2010	Rahal Letterman Racing	2:39.6319	225,519	7	12	200	0	Running
TOTAL:						291	0	

INDIANAPOLIS 500 CAREER HIGHLIGHTS:

2010: Finished career-best 12th in Rahal Letterman Racing entry co-owned by his father, 1986 Indianapolis 500 winner Bobby Rahal, and late night television icon David Letterman ... First “500” driving for his father after two starts with Newman/Haas/Lanigan ...

Completed all 200 laps for first time in three starts ... Climbed as high as second on Laps 39-40. Ran third or fourth from Laps 163-188 before he was forced to make final pit stop on Lap 189 ... Black-flagged on Lap 80 for blocking Dan Wheldon on restart, dropping him from ninth to 24th ... Qualified at 225.519 in his only attempt during Fast Nine Shootout on Pole Day, May 22 ... Earned spot in Shootout with qualifying run of 225.617.



2009: Second straight early exit in “500” when he made heavy contact with SAFER Barrier exiting Turn 4 while running fifth on Lap 56 in Newman/Haas/Lanigan Racing entry. Rahal was unhurt and credited with 31st place ... Qualified on the inside of Row 2 on Pole Day, Saturday, May 9 with run of 223.954 mph at 5:28 p.m. His first run of the day, 223.266 at 12:43 p.m., was withdrawn.



2008: Made the fifth overall qualifying attempt on Pole Day (May 10), but was bumped in Newman/Haas/Lanigan Racing entry ... Made a second attempt at the end of the day but waved off the run after three laps ... Qualified May 17 with a four-lap average of 222.531 mph ... Started 13th, ran 36 laps before making contact with the Turn 4 SAFER Barrier while attempting to pass Alex Lloyd ... Finished 33rd.

OTHER CAREER HIGHLIGHTS:

Recorded seven top-10 finishes in 12 races with four different teams in 2010 IZOD IndyCar Series ... Competed in IZOD IndyCar Series in 2008-09 for Newman/Haas/Lanigan Racing ... Made history by winning April 6, 2008 at St. Petersburg, Fla., becoming the youngest (at age 19 years, 93 days) winner of a major open-wheel racing event ... Became youngest IZOD IndyCar Series pole winner at St. Petersburg in 2009 ... Finished fifth in Champ Car World Series for Newman/Haas/Lanigan Racing in 2007 ... Drove for winning Chip Ganassi Racing team at Rolex 24 At Daytona in 2011 ... Also drove in Rolex 24 At Daytona, 12 Hours of Sebring in 2006-07 ... Finished second in Champ Car Atlantic Series for Conquest Racing in 2006 ... Made Firestone Indy Lights debut by finishing second in Liberty Challenge road race in 2006 at Indianapolis ... Won SCCA Formula Atlantic national championship, competed in Star Mazda in 2005 ... Competed in Formula BMW in 2004 ... Competed in karting from 2000-03, winning national championship race in June 2003 at Road America.

PERSONAL:

Son of 1986 Indianapolis 500 winner Bobby Rahal ... Fan of the Ohio State Buckeyes and Columbus Blue Jackets, and enjoys watching their games on TV ... Enjoys eating sushi, but guilty pleasure is ice cream or Starbucks White Chocolate Mocha ... Would work on his car if he didn't race. Restored a 1964 Mini Cooper for his senior class project ... Racing heroes are his father and Formula One World Champions Michael Schumacher and Fernando Alonso ... Enjoys golf, cycling, skiing, moderate weight lifting, running .. Favorite movie is “Wedding Crashers” ... Favorite actor is Owen Wilson; favorite actress is Keira Knightley.



FAST FACTS:

Birthdate: Jan. 31, 1976

Hometown: Phoenix

Residence: Phoenix

Ht./Wt.: 5-8/150

Spouse: Michelle

Children: Mina



2004

Career Indianapolis 500 starts: 5

Career Indianapolis 500 wins: 1 – 2004

Career Indianapolis 500 poles: 1 – 2004

Career Indianapolis 500 earnings: \$2,844,080

Completed Rookie Orientation Program: 2003

BUDDY RICE

INDIANAPOLIS 500 CAREER RESULTS:

Year	Entrant Name	Qual. Time	Qual. Speed	SP	FP	Laps	Laps Led	Reason Out/Running
2003	Red Bull Cheever Racing	2:39.1422	226.213	19	11	199	0	Running
2004	Rahal Letterman Racing	2:42.1445	222.024	1	1	180*	91	138.518 mph
2006	Rahal Letterman Racing	2:40.4326	224.393	14	26	108	0	Accident
2007	A1TeamUSA/DRR	2:41.5612	222.826	16	25	162*	0	Accident
2008	Dreyer & Reinbold Racing	2:42.0885	222.101	17	8	200	8	Running
TOTAL:						849	99	

*Race shortened to 180 laps due to rain in 2004; shortened to 166 laps in 2007.

INDIANAPOLIS 500 CAREER HIGHLIGHTS:



2008: Qualified with his first attempt of the month, on May 17, posting an average of 222.101 mph in Dreyer & Reinbold Racing entry ... Started the race in 17th position, led laps 12-19, starting when the leaders pitted under caution followed by three green-flag laps ... Laps were his first led since 2004, when he won the "500" ... Maintained a top-15 position throughout the second half of the race, finished eighth, his best finish since winning in 2004.



2007: Was the first driver to make a qualification attempt on Pole Day and posted an average of 221.766 mph, but was not among the 11 fastest drivers for the day and was bumped ... Qualified on the second day at 222.826 and started 16th in A1TeamUSA/DRR entry ... Ran as high as third, on Lap 60, during pit stop cycles and was 13th when he was caught in accident involving contact between Marco Andretti and Dan Wheldon on Lap 163 ... Credited with 162 laps, finished 25th.



2006: Qualified 14th for his third "500" at 224.393 mph in Rahal Letterman Racing entry, ran as high as 12th and was running 16th, one lap down, when he and Helio Castroneves made light wheel-to-wheel contact in Turn 4, sending both cars into the SAFER Barrier ... Finished 26th, credited with 108 laps ... Spun during practice in Turn 2 on Thursday, May 11, making heavy contact with the SAFER Barrier ... Sustained contusions to both knees and was cleared to drive May 12.



2005: Was forced to miss opportunity to defend 2004 Indianapolis 500 title due to back injury suffered May 11; Rice's car did a quarter-spin and hit the SAFER Barrier in Turn 2, causing heavy rear-end damage to the car ... Kenny Brack took Rice's place in Rahal Letterman Racing entry for the "500" ... Rice returned to IndyCar Series competition in the following race at Texas.



2004: Enjoyed one of the most successful months of May in Indianapolis 500 history by earning his first career Indianapolis 500 pole and his first career Indianapolis 500 victory, which was also his first career IndyCar Series win ... His Rahal Letterman Racing crew also won IZOD Indy 500 Pit Stop Challenge on Miller Lite Carb Day, a first for the Rahal Letterman team and second time a Rahal-owned team won the contest, after Rahal-Hogan Racing won it in 1992 with Bobby Rahal driving ... Led the most laps in the race with 91 ... Had the dominant car in the second half of the race, giving up the lead on Lap 166 to pit only to regain it from fellow veteran Adrian Fernandez on Lap 172 ... Led on Lap 180 when the race was called due to rain.



2003: Started 19th and finished 11th, one lap down, as a rookie with Red Bull Cheever Racing ... Qualified his primary car on his first attempt on rescheduled Pole Day at 226.213 mph ... Fastest practice speed of the month was 228.269 in his backup car May 6.

OTHER CAREER HIGHLIGHTS:

Competed in IZOD IndyCar Series from 2002-08 with Red Bull Cheever Racing, Rahal Letterman Racing and Dreyer & Reinbold Racing. Finished third in points in 2004, with three victories and five poles ... Started and finished second in 2002 at Michigan in first IZOD IndyCar Series start, for Red Bull Cheever Racing ... Raced full-time in 2010 for Spirit of Daytona Racing in GRAND-AM Rolex Sports Car Series in Daytona Prototype, earning podium finish at Six Hours of the Glen at Watkins Glen ... Competed part-time in Daytona Prototype category in GRAND-AM Rolex Sports Car Series from 2006-09, winning prestigious Rolex 24 At Daytona in 2009 with Darren Donohue, Darren Law and Antonio Garcia in Brumos Racing entry ... Made four starts in AIGP series for Team USA in 2007 ... Finished 10th for Forsythe Racing in only Champ Car start of career at Mexico City in 2006 ... Competed in Toyota Atlantic from 1998-2000, winning series championship in 2000 for DSTP Motorsports with five victories ... Won Gilles Villeneuve Memorial Award as Toyota Atlantic rookie in 1998 ... Competed in U.S. F2000 in 1996-97, with victory in 1997 for Lynx Racing/DSTP Motorsports ... Won 1997 Valvoline Team USA Scholarship, where he represented the United States in Europe's prestigious Nations Cup ... Won from pole at Las Vegas in Dodge Shelby Pro Series in 1996.

PERSONAL:

Became interested in racing because his dad, Bud Rice, built and raced drag racing cars ... High school baseball standout who attracted attention of college and pro scouts ... Favorite food is Mexican; favorite actor Clint Eastwood ... A fan of all Phoenix-based professional sports teams, especially the Diamondbacks, Coyotes, and Suns ... Owns and operates Racerworld Kartsports in Phoenix ... Also owns karting team.

**FAST FACTS:**

Birthdate: Dec. 15, 1987
Hometown: Sao Paulo, Brazil
Residence: Miami
Ht./Wt.: 5-7/150
Marital Status: Single

Career Indianapolis 500 starts: 1
Best career Indianapolis 500 finish: 13th – 2010
Best career Indianapolis 500 start: 27th – 2010
Career Indianapolis 500 earnings: \$305,555
Completed Rookie Orientation Program: 2010

MARIO ROMANCINI

INDIANAPOLIS 500 CAREER RESULTS:

Year	Entrant Name	Qual. Time	Qual. Speed	SP	FP	Laps	Laps Led	Reason Out/Running
2010	Conquest Racing	2:40.2557	224.641	27	13	200	0	Running
TOTAL:						200	0	

INDIANAPOLIS 500 CAREER HIGHLIGHTS:

2010: Was top rookie finisher, 13th in Conquest Racing entry ... Ran as high as eighth on Laps 39-40 ... Qualified 27th on Bump Day, May 23 at 224.641 and was fastest rookie qualifier ... Made successful attempt of 223.805 at 12:45 p.m. on Bump Day but withdrew it and made his final attempt of 224.641 at 5:33 p.m., bumping Sebastian Saavedra ... Made successful attempt of 223.341 on Pole Day, May 22 but was bumped later that afternoon by Vitor Meira. Waved off final attempt on Pole Day, just 20 minutes before first session ended, after two laps.

OTHER CAREER HIGHLIGHTS:

Competed in first 11 races of 2010 IZOD IndyCar Series for Conquest Racing, finishing 24th in points ... Competed in Firestone Indy Lights in 2009 for Andersen Racing, winning at Milwaukee and Homestead-Miami ... Competed in World Series by Renault and Brazilian Copa NEXTEL stock car series in 2008 ... Finished second in South American F3 series in 2007 ... Competed in Brazilian Formula Renault 2.0 series in 2006 ... Competed in karting from 2002-05 in native Brazil.

PERSONAL:

Speaks fluent English, Spanish, Portuguese ... Attended one year of law school in Brazil before moving to Europe to pursue racing career ... Lists Ayrton Senna and Michael Schumacher as his racing heroes ... Enjoys playing golf and tennis, karting, music.



FAST FACTS:

Birthdate: June 2, 1990
Hometown: Bogota, Colombia
Residence: Indianapolis
Ht./Wt.: 5-9/141
Marital Status: Single
Website: www.ssaavedra.com

Career Indianapolis 500 starts: 1
Best career Indianapolis 500 finish: 23rd – 2010
Best career Indianapolis 500 start: 32nd – 2010
Career Indianapolis 500 earnings: \$255,555
Completed Rookie Orientation Program: 2010

SEBASTIAN SAAVEDRA

INDIANAPOLIS 500 CAREER RESULTS:

Year	Entrant Name	Qual. Time	Qual. Speed	SP	FP	Laps	Laps Led	Reason Out/Running
2010	Bryan Herta Autosport	2:40.9776	223.634	32	23	159	0	Accident
TOTAL:						159	0	

INDIANAPOLIS 500 CAREER HIGHLIGHTS:



2010: Placed 23rd in Bryan Herta Autosport entry in IZOD IndyCar Series debut, eliminated from race after spinning in Turn 1 on Lap 161 and hitting SAFER Barrier ... Was running 21st when accident occurred ... Ran as high as eighth on Lap 36 during pit-stop cycle ... Started 32nd after one of the most dramatic, bizarre Bump Day dramas in recent memory as he earned spot in starting field while awaiting evaluation in Methodist Hospital in Indianapolis ... Made successful qualification attempt of 223.634 at 12:23 p.m. on Bump Day, May 23 ... He spun and hit SAFER Barrier at 4:50 p.m. while practicing in anticipation of needing a late qualifying attempt. Heavy damage to car, and Saavedra required checkup at Methodist ... Was bumped at 5:23 p.m. by Tony Kanaan and again at 5:33 p.m. by Mario Romancini when Romancini withdrew earlier attempt and re-qualified ... Jay Howard withdrew his successful qualifying speed at 5:57 p.m., putting Saavedra back on the bubble. Howard was too slow to regain a spot in the field on the final qualifying attempt of Bump Day, keeping Saavedra in the speed as the slowest qualifier ... Saavedra moved up one spot in the starting order when Kanaan switched to another car before Race Day ... Qualified on Pole Day, May 22 at 222.452 but was bumped later that afternoon by Bertrand Baguette.

OTHER CAREER HIGHLIGHTS:

Competed in Firestone Indy Lights in 2010 for Bryan Herta Autosport and AFS Racing, finishing eighth with victory at Iowa for BHA ... Made two IZOD IndyCar Series starts in 2010, at Indianapolis and Homestead-Miami ... Raced in Firestone Indy Lights in 2009 for AFS Racing/Andretti Green Racing, finishing third with two victories ... Firestone Indy Lights Rookie of the Year in 2009 ... Finished second in ATS Formel 3 Cup in Germany with three wins in 2008 ... Competed in Formula BMW USA, Formula BMW Asia and Formula BMW ADAC (Germany) series in 2007 ... Competed in Formula BMW USA, Formula BMW ADAC in 2006 ... Began karting in native Colombia in 1999 and competed in events throughout South America and Europe.

PERSONAL:

Enjoys tennis, karting, playing guitar.



FAST FACTS:

Birthdate: Jan. 28, 1977
Hometown: Tokyo
Residence: Denver
Ht./Wt.: 5-4/117
Spouse: Chiharu
Children: Two (boy, girl)
Website: www.takumasato.com

Career Indianapolis 500 starts: 1
Best career Indianapolis 500 finish: 20th – 2010
Best career Indianapolis 500 start: 31st – 2010
Career Indianapolis 500 earnings: \$302,055
Completed Rookie Orientation Program: 2010

TAKUMA SATO

INDIANAPOLIS 500 CAREER RESULTS:

Year	Entrant Name	Qual. Time	Qual. Speed	SP	FP	Laps	Laps Led	Reason Out/Running
2010	KV Racing Technology	2:40.5865	224.178	31	20	198	0	Running
TOTAL:						198	0	

INDIANAPOLIS 500 CAREER HIGHLIGHTS:



2010: Finished 20th in KV Racing Technology entry in first Indianapolis 500 start ... Ran as high as sixth on Laps 39-40 during pit stop sequences ... Was running 11th before pit stop on Lap 109, when he hit pit equipment in stall and was assessed stop-and-hold penalty ... Became the fifth driver to compete in the Indianapolis 500 and United States Grand Prix Formula One race at Indianapolis ... Qualified 31st on Bump Day, May 23 with run of 224.178 at 5:41 p.m. Successful run bumped Jay Howard, who had bumped Sato's previous Bump Day speed of 221.622 earlier that afternoon ... Unable to make qualifying attempt on Pole Day, May 22 after spinning in Turn 2 and hitting SAFER Barrier, causing heavy damage to car.

OTHER CAREER HIGHLIGHTS:

Finished 21st in IZOD IndyCar Series standings in 2010 as rookie for KV Racing Technology ... Competed in Formula One from 2002-08 for Super Aguri F1 Team, Lucky Strike BAR Honda, DHL Jordan Honda ... Best finish was third at 2004 United States Grand Prix at Indianapolis for Lucky Strike BAR Honda ... Competed in British Formula 3 from 1999-2001, winning championship in 2001 with 12 victories in 25 starts for Carlin Motorsport ... Won the famed Macau Grand Prix, Masters of Formula 3 at Zandvoort and the International F3 race supporting the British Grand Prix at Silverstone in 2001 ... Competed in All-Japan Formula 3, and Formula Vauxhall Junior and Formula Opel in Europe in 1998 ... Bought kart in 1996 and later entered Honda's Suzuka Racing School where he earned the scholarship prize, a paid drive in the 1998 All-Japan Formula 3 Championship. He passed on the prize to race in Europe ... Began racing career on bicycles, on which he won several national junior championships.

PERSONAL:

Enjoys cycling, food ... Moved to Denver to train at altitude.



FAST FACTS:

Birthdate: Sept. 21, 1980

Hometown: Cape Town, South Africa

Residence: Cape Town, South Africa/Indianapolis

Ht./Wt.: 5-11/160

Marital Status: Single

Career Indianapolis 500 starts: 9

Best career Indianapolis 500 finish: 4th – 2003

Best career Indianapolis 500 start: 10th – 2002, 2004, 2007

Career Indianapolis 500 earnings: \$2,567,360

Completed Rookie Orientation Program: 2002

TOMAS SCHECKTER

INDIANAPOLIS 500 CAREER RESULTS:

Year	Entrant Name	Qual. Time	Qual. Speed	SP	FP	Laps	Laps Led	Reason Out/Running
2002	Red Bull Cheever Racing	2:37.0613	229.210	10	26	172	85	Accident
2003	Target Chip Ganassi Racing	2:38.0552	227.769	12	4	200	63	Running
2004	Panther Racing	2:43.3271	220.417	10	18	179*	0	Running
2005	Panther Racing	2:39.2700	226.031	11	20	154	0	Accident
2006	Vision Racing	2:40.2431	224.659	11	27	65	0	Accident
2007	Vision Racing	2:41.5238	222.877	10	7	166*	0	Running
2008	Luczo Dragon Racing	2:41.0767	223.496	11	24	156	0	Mechanical
2009	Dale Coyne Racing	2:42.5308	221.496	26	12	200	0	Running
2010	Dreyer & Reinbold Racing	2:40.5270	224.261	20	15	199	5	Running
TOTAL:						1,491	153	

*Race shortened to 180 laps due to rain in 2004; shortened to 166 laps due to rain in 2007.

INDIANAPOLIS 500 CAREER HIGHLIGHTS:



2010: Finished 15th in Dreyer & Reinbold entry after car started to run out of fuel on final lap due to fuel-mileage gamble played by many teams ... Led Laps 109-113, his first laps in front at Indianapolis since 2003 ... Qualified 20th at 224.261 on second attempt on Pole Day, May 22, bumping Jay Howard ... Waved off after one lap on first attempt on Pole Day ... Fastest driver in Opening Day practice May 15 at 221.616.



2009: Gained 14 positions to finish 12th in Dale Coyne Racing entry that first ran on track just one day before final weekend of qualifying ... Gained eight positions on first lap of race, climbing from 26th to 18th ... First climbed to 12th on Lap 65 ... Running 16th after final pit stop on Lap 163 but gained four positions before finish ... Qualified at 221.496 with 24 minutes remaining in Bump Day Qualifying, Sunday, May 17, which was fastest run of the day ... Made run of 220.212 on Third Day Qualifying, Saturday, May 16, which was withdrawn.



2008: Qualified at 1:14 p.m. on Pole Day with an average speed of 223.779 mph in Luczo Dragon Racing entry ... Attempted to improve his speed with a run at 5:43 p.m. but was slower, at 223.496, but still secured the 11th and final starting position for Pole Day ... Jumped from 11th to seventh place on the first lap and stayed in the top 10 ... Ran as high as third and was fourth when a driveshaft broke as he exited his pit stall after a Lap 156 pit stop ... Credited with 156 laps and 24th position ... Surpassed \$2 million in Indianapolis 500 earnings.



2007: Qualified for the 10th starting position on Pole Day with an average speed of 222.877 mph in Vision Racing entry, continuing his streak of starting on the fourth row for every “500” in which he has competed ... Made contact with Sam Hornish Jr. on Lap 83 while battling for second place, causing light damage which forced his crew to change the nose cone on the car on Lap 85 ... Climbed from the back of the pack to a race-high second on Lap 140 ... Finished seventh, his best result since 2003.



2006: Qualified 11th for the second consecutive year ... Gained five positions on the first lap of the race in Vision Racing entry, ran as high as fourth and was fifth when, while working Lap 66, he spun exiting Turn 4, made light contact with the outside retaining wall on the main straightaway then heavy contact with the pit road attenuator ... Credited with 65 laps, finished an Indy career-worst 27th.



2005: Became pole favorite by posting the fastest lap of the day, and the fastest lap of the month to that point, on “Fast Friday” at 227.804 mph ... Qualified on rescheduled Pole Day (Sunday, May 15) and started 11th ... Jumped up to sixth by Lap 2 of the race and ran as high as fifth ... Was ninth when, during the Lap 155 restart, he and Panther Racing teammate Tomas Enge were eliminated from the race following a spin by Danica Patrick ... Finished 20th.



2004: Qualified on Pole Day at 220.417 mph in Panther Racing entry ... Started 10th, ran as high as eighth on Lap 40 ... Forced to pit on both Laps 133-134 after the car did not receive any fuel on the first stop ... Dropped from 10th to 19th between Lap 140-160 due to handling problems, finished 18th.



2003: Started 12th and finished an Indy career-best fourth in Target Chip Ganassi Racing entry ... Won the Marlboro “Lap Leader” Award after he led four times for 63 laps, the most of any driver ... Qualified on his first attempt on rescheduled Pole Day, Sunday, May 11, at 227.769 mph ... In practice on the morning of May 11, Scheckter brushed the SAFER Barrier exiting Turn 2, but the car did not suffer noticeable damage.



2002: Was the 12th qualifier on Pole Day, recording a four-lap average of 229.210 mph in Red Bull Cheever Racing entry ... Started 10th and led 85 laps, the most of any driver, before finishing 26th due to a Lap 173 accident exiting Turn 4 while leading ... Also posted the fastest lap of the race, Lap 20 at 226.499 mph, and the fastest leading lap on Lap 54 at 226.320 mph ... Named Chase co-Rookie of the Year with Alex Barron.

OTHER CAREER HIGHLIGHTS:

Competed in IZOD IndyCar Series on full-time and part-time basis since 2002 with Dreyer & Reinbold Racing, Dale Coyne Racing, Conquest Racing, Luczo Dragon Racing, Vision Racing, Panther Racing, Target Chip Ganassi Racing and Red Bull Cheever Racing ... Won from the pole in Texas in 2005 for Panther and from the pole in 2002 at Michigan as a rookie for Cheever ... Best points finish was seventh in 2003 for Ganassi ... Runner-up in Formula Nissan championship, test driver for Jaguar Formula One team in 2001 ... Runner-up in British Formula 3 championship in 2000 ... Also raced in FIA Formula 3000 Championship in 2000 ... Won Formula Opel Euroseries championship with eight victories in 1999 ... British Formula Vauxhall Junior Rookie of the Year in 1998 ... Competed in South African Formula Ford in 1997 ... Won South African karting championship in 1995.

PERSONAL:

Son of 1979 Formula One World Champion Jody Scheckter ... Enjoys golf, wakeboarding, cycling, remote control cars ... Loves dogs, owns Italian greyhound named Indy ... Person he most admires is his mother.



FAST FACTS:

Birthdate: July 13, 1974
Hometown: Pals, Spain
Residence: Pals, Spain/Miami
Ht./Wt.: 5-5/165
Marital Status: Single
Website: www.oriolservia.com


Career Indianapolis 500 starts: 2
Best career Indianapolis 500 finish: 11th – 2008
Best career Indianapolis 500 start: 25th – 2008, 2009
Career Indianapolis 500 earnings: \$573,870
Completed Rookie Orientation Program: DNP
 (Prior experience)


ORIOL SERVIÀ


INDIANAPOLIS 500 CAREER RESULTS:

Year	Entrant Name	Qual. Time	Qual. Speed	SP	FP	Laps	Laps Led	Reason Out/Running
2008	KV Racing Technology	2:43.0682	220.767	25	11	200	0	Running
2009	Rahal Letterman Racing	2:42.9079	220.984	25	26	98	0	Mechanical
TOTAL:						298	0	

INDIANAPOLIS 500 CAREER HIGHLIGHTS:

 **2009:** Eliminated from race after completing 98 laps due to fuel pressure problem in Rahal Letterman Racing entry that was a second-week program ... Was running 10th when problem occurred ... Climbed 10 spots on first lap, from 25th to 15th ... Qualified on Third Day Qualifying on Saturday, May 16 at 220.984 mph in only attempt.

 **2008:** Made one qualifying attempt on Pole Day, May 10, but was bumped ... First attempt on May 17, at 12:13 p.m., was aborted after three laps due to light rain ... Twenty minutes later Servià successfully qualified the No. 5 KV Racing Technology entry at 220.767 mph ... Steadily moved through the field throughout the race and ran as high as eighth ... Finished 11th, third best among rookies.

 **2002:** Attempted to qualify for the Indianapolis 500 for Walker Racing, but failed to qualify on Bump Day despite three attempts in just 90 minutes. Team waved off first attempt at 1:09 p.m. after three laps, waved off second attempt at 2:06 p.m. after two laps and waved off third attempt at 2:39 p.m. after two laps.

OTHER CAREER HIGHLIGHTS:

Competed in limited IZOD IndyCar Series schedule in 2009 for Newman/Haas/Lanigan Racing, with three top-seven finishes in four starts, and in full 2008 season for KV Racing Technology ... Competed in Champ Car World Series from 2000-07 for Forsythe, PKV, Newman/Haas, Dale Coyne, Patrick, Sigma Autosport and PPI teams, finishing second in 2005 standings. Won in 2005 at Montreal ... Competed in Firestone Indy Lights in 1998-99, winning championship in 1999 for Dorricott Racing ... Competed in Formula 3 in Great Britain, France in 1996-97 ... Began racing career in karts in 1998.

PERSONAL:

Graduate of the Universitat Politècnica de Catalunya with a degree in mechanical engineering ... Honors famed Spanish artist Salvador Dali on his racing helmet. Both hail from the Catalan region of Spain ... Avid motocross rider, as he received his first off-road motorcycle from his father, Salvadore, when he was 2 years old ... Father is a two-time Spanish rally national champion and his mother, Montse, served as his co-driver ... Enjoys water skiing, movies, video game racing and reading.



FAST FACTS:

Birthdate: Oct. 18, 1973
Hometown: Lachenaie, Quebec
Residence: Indianapolis
Ht./Wt.: 5-8/155
Spouse: Bronte
Website: www.tagliani.com

Career Indianapolis 500 starts: 2
Best career Indianapolis 500 finish: 10th – 2010
Best career Indianapolis 500 start: 5th – 2010
Career Indianapolis 500 earnings: \$598,110
Completed Rookie Orientation Program: 2009

ALEX TAGLIANI

INDIANAPOLIS 500 CAREER RESULTS:

Year	Entrant Name	Qual. Time	Qual. Speed	SP	FP	Laps	Laps Led	Reason Out/Running
2009	Conquest Racing*	2:42.8114	221.115	33	11	200	0	Running
2010	FAZZT Race Team	2:39.0178	226.390	5	10	200	0	Running
TOTAL:						400	0	

*Car qualified by Bruno Junqueira.

INDIANAPOLIS 500 CAREER HIGHLIGHTS:



2010: Finished career-best 10th in FAZZT Race Team entry, completing all 200 laps for second straight year ... Ran as high as third on Laps 41-43 ... Ran fourth from Laps 1-34 after starting fifth ... Qualified career-best fifth at 226.390 during his second of three runs in Fast Nine Shootout on Bump Day, May 22. First Shootout run was 226.258, third was 226.145 in consistent performance ... Earned spot in Shootout with run of 226.392 at 11:17 a.m.



2009: Gained 22 positions from start to finish to place 11th in Conquest Racing entry ... Was top-finishing rookie, earning Indianapolis 500 Chase Rookie of the Year honors ... First entered the top 20 on Lap 55. Reached 11th on Lap 101, running 10th on Laps 141-142 ... Named to drive Conquest Racing entry qualified by teammate Bruno Junqueira after Tagliani failed to qualify ... Waved off one attempt on Second Day Qualifying, Sunday, May 10 ... Run of 220.553 in backup car on Third Day Qualifying, Saturday, May 16 was bumped with three minutes remaining on Bump Day Qualifying, Sunday, May 17 by Ryan Hunter-Reay's 220.597 in the final attempt of the event ... Unhurt in spin and crash in Turn 1 in primary car during morning practice shortly before the start of Second Day Qualifying.

OTHER CAREER HIGHLIGHTS:

Competed in full 2010 IZOD IndyCar Series season with new FAZZT Race Team in 2010, finishing 13th in standings. Started from front row in team's debut at Sao Paulo ... Competed in limited schedule in IZOD IndyCar Series in 2008-09 for Conquest Racing ... Competed in Champ Car from 2000-09 for Walker Racing, Rocketsports Racing, Team Australia, Players/Forsythe Racing, winning in 2004 at Road America for Rocketsports ... Made two starts in NASCAR Canadian Tire Series in 2007 ... Competed in Toyota Atlantic series from 1996-99 ... Raced in Esso/Protec BF Goodrich Formula 1600 series in 1994-95 ... Won numerous karting championships from 1987-93 in native Canada, including Canadian F125, Canadian Formula A and Quebec Formula A in 1993.

PERSONAL:

Nickname is "Tag" ... Enjoys karting, swimming, cycling, inline skating, DVD's, music and video games ... Avid fan of Virtual GT with D-Box Motion Code, which hones his ability as a race driver ... His wife, Bronte, is a model. They met at a race weekend in Surfers Paradise, Australia and were married in 2003 ... Caught the racing bug at the age of 10 when his paternal grandfather introduced him to karting during a trip to Italy ... Fluent in French, English and Italian.

**FAST FACTS:**

Birthdate: Dec. 17, 1968
Hometown: Scarborough, Ontario
Residence: Las Vegas
Ht./Wt.: 5-10/190
Spouse: Patti
Children: Alysha, Conrad (C.J.)
Website: www.paultracy.com

Career Indianapolis 500 starts: 6
Best career Indianapolis 500 finish: 2nd – 2002
Best career Indianapolis 500 start: 7th – 1993
Career Indianapolis 500 earnings: \$1,358,491
Completed Rookie Orientation Program: 1992

PAUL TRACY**INDIANAPOLIS 500 CAREER RESULTS:**

Year	Entrant Name	Qual. Time	Qual. Speed	SP	FP	Laps	Laps Led	Reason Out/Running
1992	Penske Racing	2:43.822	219.751	19	20	96	0	Engine
1993	Penske Racing	2:43.415	220.298	7	30	94	0	Accident
1994	Penske Racing	2:41.645	222.710	25	23	92	0	Turbo
1995	Newman/Haas Racing	2:39.437	225.795	16	24	136	0	Electrical
2002	Team Green	2:37.8905	228.006	29	2	200	0	Running
2009	KV Racing Technology	2:41.3545	223.111	13	9	200	0	Running
TOTAL:						818	0	

INDIANAPOLIS 500 CAREER HIGHLIGHTS:

2010: Failed to qualify for first time in Indianapolis 500 career after making four combined attempts on Pole Day, May 22 and Bump Day, May 23 in KV Racing Technology entry ... Qualified at 223.892 at 12:41 p.m. on Bump Day, but team withdrew speed, which was on bubble, with just 12 minutes remaining in qualifying ... Made final attempt at 5:50 p.m. but pulled off track after just two laps ... Tracy would have made field with speed that was withdrawn by team ... Qualified on Pole Day at 223.856 but was bumped three times that day as drivers qualified and withdrew runs. ... Waved off after two laps in final qualifying attempt on Pole Day, with 12 minutes remaining in opening session.



2009: Recorded second career Indianapolis 500 top-10 finish in KV Racing Technology entry ... Climbed from 13th to eighth on first lap ... Ran as high as fourth on Lap 141 before dropping to ninth over final 59 laps due to understeer condition with car ... Qualified at 223.111 mph on second run during Second Day Qualifying, Sunday, May 10. First run of 222.749 was withdrawn ... Fastest driver on first day of Rookie Orientation Program, turning speed of 223.089 during veteran refresher laps.



2002: Struggled early in the month to get up to speed in Team Green car, then escaped serious injury in Turn 2 accident that left primary car with heavy rear and left side damage only one hour and six minutes before the start of Pole Day qualifications ... Qualified in repaired primary car on Bump Day with solid 228.006 mph average ... Started 29th, finished Indy career-best second behind Helio Castroneves with race under caution.



1995: Qualified 16th in Newman/Haas Racing entry, went a lap down early in the race but fought back ... Running third when electrical problems ended his day on Lap 136, finished 24th.



1994: Practice crash left Tracy with a concussion, requiring him to qualify on the second weekend ... Qualified Penske Racing car 25th, finished 23rd due to an engine malfunction on Lap 92.



1993: Fastest car on second and third days of practice and qualified seventh with Penske Racing ... Was running among leaders for much of the race's first half, but day ended with an accident in Turn 3 on Lap 94, finishing 30th.




1992: Qualified 19th in his rookie year with Penske Racing, finished 20th due to an engine malfunction on Lap 96.

OTHER CAREER HIGHLIGHTS:

Competed in limited IZOD IndyCar Series schedule in 2008 with Vision Racing, 2009 with KV Racing Technology and A.J. Foyt Racing and 2010 with Dreyer & Reinbold Racing and KV Racing Technology ... Finished fourth in 2008 at Edmonton for Vision ... Competed in CART/Champ Car from 1991-2008, winning Champ Car World Series championship in 2003 for Player's/Forsythe Racing ... Also drove for Team Green, Team Penske, Newman/Haas Racing and Dale Coyne Racing during his CART/Champ Car career ... Made limited NASCAR Nationwide and Camping World Truck Series and GRAND-AM sports car starts from 2006-08 ... Competed in Firestone Indy Lights from 1988-90, winning series championship in 1990 ... Competed in Formula Ford 2000 in 1986-87 ... Became the youngest winner in Can-Am history with a victory at age 17 in 1986 ... Became youngest Canadian Formula Ford champion at age 16 in 1985 ... Finished sixth in world karting championship in 1984.

PERSONAL:

Enjoys taking his Harley-Davidson motorcycles to Daytona Bike Week in Florida, the Sturgis Rally in South Dakota and The Love Ride in California ... Owns eclectic fleet of vehicles ... Spends his leisure time on Lake Mead in a 40-foot Skater race/pleasure boat ... A self-confessed video game junkie ... An alternative rock fan, his favorite band is Metallica ... Enjoys baseball and is a friend of New York Yankees slugger Jason Giambi ... Has a business interest in Spy Sunglasses.



E.J. VISO

FAST FACTS:


Birthdate: March 19, 1985
Hometown: Caracas, Venezuela
Residence: Caracas, Venezuela/Miami
Ht./Wt.: 5-5/150
Marital Status: Single
Website: www.ejviso.com


Career Indianapolis 500 starts: 3
Best career Indianapolis 500 finish: 24th – 2009
Best career Indianapolis 500 start: 19th – 2010
Career Indianapolis 500 earnings: \$903,675
Completed Rookie Orientation Program: 2008


INDIANAPOLIS 500 CAREER RESULTS:

Year	Entrant Name	Qual. Time	Qual. Speed	SP	FP	Laps	Laps Led	Reason Out/Running
2008	HVM Racing	2:43.3720	220.356	26	26	139	0	Mechanical
2009	HVM Racing	2:42.7753	221.164	29	24	139	0	Mechanical
2010	KV Racing Technology	2:40.4424	224.380	19	25	139	0	Accident
TOTAL:						417	0	

INDIANAPOLIS 500 CAREER HIGHLIGHTS:

 **2010:** Finished 25th in KV Racing Technology entry, eliminated after brushing wall on Lap 139 in ill-handling car ... Completed 139 laps for the third consecutive year ... Ran as high as 16th on Laps 112-121 ... Dove to grass on back straightaway to pass John Andretti on Lap 13 ... Qualified 19th with run of 224.380 on only completed attempt on Pole Day, May 22, bumping Paul Tracy ... Spun and crashed in Turn 1 with 10 minutes remaining in practice Tuesday, May 18, damaging car heavily.

 **2009:** Finished 24th in HVM Racing, eliminated by a mechanical problem after completing 139 laps for the second consecutive year ... Ran as high as 22nd on Lap 37 before pit stop on Lap 38, during which problem developed with right rear wheel that eventually caused withdrawal from race ... Qualified at 221.164 mph on Bump Day, Sunday, May 17 on third attempt spread over three days of qualifying ... Run of 221.745 on Second Day Qualifying, Sunday, May 10 was bumped by Scott Sharp on final run of day. Run of 219.971 on Third Day Qualifying was withdrawn.

 **2008:** Qualified on his first attempt of the month, on May 17, with a four-lap average of 220.356 ... Started the race in 26th position in the No. 33 HVM Racing entry, ran as high as 11th, on Lap 90, and finished 26th ... Had one incident during the month, on May 16, when his car did a quarter-spin in Turn 3 and made moderate contact with the rear end of the car and wall between Turns 3 and 4 ... He was unhurt and qualified the next day.

OTHER CAREER HIGHLIGHTS:

Competed in IZOD IndyCar Series in 2010 for KV Racing Technology, finishing 17th in standings ... Competed in IZOD IndyCar Series in 2008-09 for HVM Racing, with best finish of fourth in 2008 at St. Petersburg ... Competed in GP2 series from 2005-07, with two victories in 2006 for iSport International ... Formula One test driver for Spyker in 2006 ... Competed in British Formula 3 from 2002-04, winning B series championship in 2003 for P1 Motorsport ... Also raced in Formula 3000 in 2004, Formula Renault Eurocup 2000 in 2002 ... Won Skip Barber Dodge Eastern Championship in 2001 with 13 victories and 15 poles in 16 starts ... Began karting in 1990, winning five Venezuelan national championships before moving to cars in 2001.

PERSONAL:

Full name is Ernesto José Viso Lossada ... Enjoys participating in extreme sports ... Rides a unicycle to relax.

**FAST FACTS:**

Birthdate: June 22, 1978
Hometown: Emberton, England
Residence: St. Petersburg, Fla.
Ht./Wt.: 5-9/165
Spouse: Susie
Children: Sebastian, Oliver
Website: www.danwheldon.com



2005

Career Indianapolis 500 starts: 8
Career Indianapolis 500 wins: 1 – 2005
Best career Indianapolis 500 start: 2nd – 2004, 2008
Career Indianapolis 500 earnings: \$5,668,795
Completed Rookie Orientation Program: 2003

DAN WHELDON**INDIANAPOLIS 500 CAREER RESULTS:**

Year	Entrant Name	Qual. Time	Qual. Speed	SP	FP	Laps	Laps Led	Reason Out/Running
2003	Andretti Green Racing	2:36.5503	229.958	5	19	186	0	Accident
2004	Andretti Green Racing	2:42.5103	221.524	2	3	180*	26	Running
2005	Andretti Green Racing	2:40.4933	224.308	16	1	200	30	157.603 mph
2006	Target Chip Ganassi Racing	2:38.3543	227.338	3	4	200	148	Running
2007	Target Chip Ganassi Racing	2:40.2557	224.641	6	22	163*	0	Accident
2008	Target Chip Ganassi Racing	2:39.2143	226.110	2	12	200	30	Running
2009	Panther Racing	2:41.5969	222.777	18	2	200	0	Running
2010	Panther Racing	2:40.3821	224.464	18	2	200	0	Running

TOTAL:**1,529 234**

*Race shortened to 180 laps due to rain in 2004; shortened to 166 laps due to rain in 2007.

INDIANAPOLIS 500 CAREER HIGHLIGHTS:

2010: Recorded second consecutive runner-up finish in Panther Racing entry ... Climbed to second on Lap 196 when Tony Kanaan was forced to pits for fuel. Was 3.6 seconds behind leader Dario Franchitti when caution period ended race on final lap ... Made steady rise from 18th starting spot, reaching top 10 for good by Lap 68 ... Climbed to fifth in all-time Indianapolis 500 earnings at \$5,668,795 ... Qualified 18th on only attempt on Pole Day, May 22 ... Hit outside retaining wall in practice Sunday, May 16, with moderate damage to car.



2009: Recorded fourth career top-four finish in Indianapolis 500, charging from 18th starting spot to place second in Panther Racing entry. Best finish since his victory in 2005 ... Reached top 10 for the first time after pit stop on Lap 59 ... Steady climb reached fifth after pit stop on Lap 134 ... Ran side-by-side with Danica Patrick in battle for third on Lap 183 before taking spot for good on Lap 184 ... Surpassed \$4 million in Indianapolis 500 career earnings ... Qualified on Second Day Qualifying, Sunday, May 10 at 222.777 mph in only attempt of event ... Was unable to participate in Pole Day Qualifying due to crash in primary car during practice that afternoon between qualification attempts. Car spun in Turn 2 and hit the wall ... Gave indication of upcoming race speed by recording fourth-fastest lap during final practice on Miller Lite Carb Day, 222.386.



2008: Made his initial qualifying run in the No. 10 Target Chip Ganassi Racing entry at 1:09 p.m., taking the provisional pole at 225.840 mph until Ryan Briscoe went faster at 3:34 p.m. ... Withdrew his previous run at 5:39 p.m. and made a second attempt for the pole, posting a four-lap average of 226.110, not fast enough to take the pole from his teammate, Scott Dixon ... Equaled his career-best Indianapolis 500 start of second, led four times for a total of 30 laps, finished 12th despite handling problems throughout the race ... Career laps led, 234, is the most among active drivers ... Fastest of the Miller Lite Carb Day practice, at 223.934.



2007: Was the fifth driver in the Pole Day qualification order but his Target Chip Ganassi Racing team withdrew his first attempt after he posted an average of 223.686 mph ... Qualified later in the day but posted an average of 224.641, good for the sixth starting position ... Did not lead a lap on Race Day for the first time since his rookie year in 2003 ... Ran as high as third and was 14th when, on Lap 163, he had contact with Marco Andretti on the back stretch while fighting for position ... Crash sent Andretti into a flip ... Wheldon was credited with 22nd place, his worst career Indy finish, and 163 laps ... Fastest of the day in practice on four days, the most of any driver ... Surpassed \$3 million in Indy career earnings.



2006: In first season with Target Chip Ganassi Racing, qualified on the front row for the second time in his "500" career, with an average speed of 227.338 mph ... Led the most laps in the race by leading a total of five times for 148 laps ... Dominated the first two-thirds of the race by leading Laps 10-34, 39-107 and 111-124 ... Attempted to take the lead on Lap 183, but cut tire forced a pit stop on Lap 184 ... Finished fourth, his third consecutive finish of fourth or better ... Set the fastest lap of the day in practice May 14 at 228.663 mph.



2005: Won the 89th Indianapolis 500, his first Indy victory ... Earned \$1,537,805 of a purse of \$10,319,815 ... Led four times for 30 laps in Andretti Green Racing entry, first taking the lead on Lap 150 ... Lost the lead to Danica Patrick following a Lap 190 restart, then took the lead back for good on Lap 194 ... Won under caution following Sebastien Bourdais' accident on Lap 198 ... Qualified 16th on rescheduled Pole Day after earning consecutive top-five starting positions in 2003-04 ... Was the fastest driver in practice May 10 and May 18.



2004: Earned his Indianapolis career-best start of second, finished third in Andretti Green Racing entry ... Was the fifth qualifier on Pole Day at 221.524 mph, holding the provisional pole for slightly more than an hour until pole and race winner Buddy Rice qualified ... Led three times in the race for a total of 26 laps, his first laps led at Indy ... Finished behind Andretti Green Racing teammate Tony Kanaan and one place ahead of fellow teammate Bryan Herta.



2003: Assumed full-time ride in the No. 26 Klein Tools/Jim Beam Dallara/Honda/Firestone at Indianapolis after subbing for the injured Dario Franchitti in the No. 27 car ... Was running second, his highest position of the race, by Lap 10, and was sixth on Lap 187 when he spun in Turn 3 and hit the SAFER Barrier ... Finished 19th ... Second-highest qualifying rookie, qualifying fifth in the middle of the front row alongside fourth-place starter and fellow rookie Scott Dixon ... Qualified on rescheduled Pole Day, Sunday, May 11, at 229.958 mph.

OTHER CAREER HIGHLIGHTS:

Competed in IZOD IndyCar Series since 2002 with Panther Racing, Andretti Green Racing, Target Chip Ganassi Racing, winning 2005 series championship with AGR ... Recorded 15 victories in first eight years in series ... Tied Sam Hornish Jr. atop series point standings at end of 2006 season, but Hornish won title on tiebreaker with four victories to Wheldon's two ... IZOD IndyCar Series Rookie of the Year in 2003 with AGR ... Won Rolex 24 At Daytona GRAND-AM race in 2006 with Target Chip Ganassi Racing teammates Scott Dixon and Casey Mears ... Finished second in Firestone Indy Lights series in 2001 for PacWest Racing, named series Rookie of the Year ... Finished second in Toyota Atlantic series in 2000, names series Rookie of the Year ... Won U.S. F2000 championship in 1999 with six victories. Also named series Rookie of the Year ... Competed in British Formula Ford series in 1997-98, finishing fourth and third in points, respectively ... Runner-up in British Formula Vauxhall championship in 1996.

PERSONAL:

Remains close to his racing roots, and still participates in competitive karting throughout the offseason and on off-weekends during the IZOD IndyCar Series season ... Favorites: Food is either Italian or Indian; Album is "Ministry of Sound;" Song is "Bittersweet Symphony" by The Verve. ... Very superstitious. Will tap the car on the nose three times and gets in on the non-gear stick side.

**FAST FACTS:**

Birthdate: July 31, 1978
Hometown: Sheffield, England
Residence: Longmont, Colo.
Ht./Wt.: 6-3½/193
Spouse: Julia
Children: Jane, Jessica
Web Site: www.justinwilson.co.uk

Career Indianapolis 500 starts: 3
Best career Indianapolis 500 finish: 7th – 2010
Best career Indianapolis 500 start: 11th – 2010
Career Indianapolis 500 earnings: \$914,625
Completed Rookie Orientation Program: 2008

JUSTIN WILSON**INDIANAPOLIS 500 CAREER RESULTS:**

Year	Entrant Name	Qual. Time	Qual. Speed	SP	FP	Laps	Laps Led	Reason Out/Running
2008	Newman/Haas/Lanigan Racing	2:41.9676	222.267	16	27	132	0	Accident
2009	Dale Coyne Racing	2:41.5051	222.903	15	23	160	0	Accident
2010	Dreyer & Reinbold Racing	2:39.9647	225.050	11	7	200	11	Running
TOTAL:						492	11	

INDIANAPOLIS 500 CAREER HIGHLIGHTS:

2010: Finished career-best seventh in Dreyer & Reinbold Racing entry, leading Laps 178-188 for first career laps led at Indianapolis ... Completed full distance of 200 laps for first time ... Dropped from lead to 15th after making final pit stop on Lap 189 ... Climbed eight spots in final 11 laps ... Qualified career-best 11th at 225.050 on only attempt on Pole Day, May 22.



2009: Placed Indianapolis 500 career best 23rd in Dale Coyne Racing entry ... Eliminated for second consecutive year in accident, spinning in Turn 1 and hitting the SAFER Barrier on Lap 161. Was unhurt ... Jumped from 15th to 11th on Lap 1, running there until Lap 8 ... Dropped from 10th to 21st during pit stop on Lap 100, forced to return to pit for fuel only on Lap 107. Climbed from 21st to 16th by Lap 135 ... Qualified at 222.903 on Second Day Qualifying, Sunday, May 10 on third run of event ... First run of 220.934 on very first overall attempt of Pole Day, Saturday, May 9 was disallowed due to unapproved ballast location ... Made final run of Pole Day of 222.476 at 5:59 p.m., which was too slow to qualify for top 11 spots.




2008: Made two qualification attempts in the No. 02 Newman/Haas/Lanigan Racing entry on Pole Day, May 10, but neither run was fast enough to make the 11-car cut for the day ... Qualified for the 16th starting position with his first attempt on May 17 with a four-lap average of 222.267 mph ... Ran second from Lap 11-18 in the race by using pit strategy, when he and Buddy Rice stayed out while leaders pitted on Lap 10 ... Was running 16th on Lap 133 when he spun coming off Turn 1 and made contact with the barrier inside Turn 2 ... Credited with 132 laps and 27th place.

OTHER CAREER HIGHLIGHTS:

Competed in IZOD IndyCar Series in 2008-10 for Newman/Haas/Lanigan Racing, Dale Coyne Racing and Dreyer & Reinbold Racing, winning in 2008 at Belle Isle for N/H/L and in 2009 at Watkins Glen for Coyne ... Emotional victory at Watkins Glen was the first for team owner Coyne in 558 open-wheel starts over 25 seasons... Earned first career IZOD IndyCar Series pole in 2010 at Toronto for Dreyer & Reinbold ... Finished second in Rolex 24 At Daytona for Telmex Chip Ganassi Racing with Felix Sabates in 2010 ... Competed in Champ Car World Series from 2004-07 for RuSPORT, Conquest Racing ... Finished second in season standings in 2006 and 2007, third in 2005 ... Raced in Formula One in 2003 for Minardi, Jaguar Racing. Scored first point at United States Grand Prix at Indianapolis ... Is one of just four drivers to race in Indianapolis 500 and United States Grand Prix at Indianapolis, joining Jacques Villeneuve, Juan Pablo Montoya and Tomas Enge ... Competed in Telefonica World Series by Nissan in 2002 ... Competed in FIA International F3000 championship from 1999-2001 with Nordic Racing, Astromega. Became first British driver to win that series title, in 2001 with Nordic ... Won inaugural Formula Palmer Audi championship in 1998 ... Named finalist for the McLaren Autosport BRDC Young Driver of the Year Award in 1998 ... Competed in Formula Vauxhall in 1996-97 ... Won Formula Vauxhall Junior Challenge Cup in 1995 ... Competed in karting from 1989-94 in his native England.

PERSONAL:

At 6 feet, 3½ inches, he is the tallest IZOD IndyCar Series driver ... Sold shares of himself to investors as a means of funding his early racing career ... Enjoys cycling, video games, karting, trying to fly RC helicopters ... Enjoys music, with Coldplay, The White Stripes and Stereophonics as his favorite bands ... Has conquered challenges of dyslexia ... Younger brother Stefan competes in Firestone Indy Lights.



1926

100th ANNIVERSARY



1929

FANS CAN ENJOY MAGIC MONTH OF MAY • DURING 100TH ANNIVERSARY '500' •

Besides the deep, interesting entry list, the Month of May will be better than ever for fans at IMS, as a variety of special events will take place all month to celebrate the 100th Anniversary Indianapolis 500, “The Most Important Race in History.”

New events such as Emerging Tech Day, the Celebration of Automobiles and A.J. Foyt Day join the schedule this May. Special activities are being added to traditional fan favorites such as *Indianapolis Star* Opening Day, Fast Friday, Pole Day, Bump Day, American Family Insurance 500 Festival Community Day, Miller Lite Carb Day, the Public Drivers’ Meeting and Race Day.

The fun begins Saturday, May 7 – a week before *Indianapolis Star* Opening Day for the Indianapolis 500 – and continues through 100th Anniversary Indianapolis 500 Race Day, Sunday, May 29. Selected event highlights:

- **Saturday, May 7:** Emerging Tech Day, presented by Allison Transmission, Indianapolis Power & Light, Duke Energy and the U.S. Army, and Allison Transmission Balloon Festival.

This event celebrates the Speedway as a proving ground and showcase for sustainable automotive technology and will feature more than 80 universities racing in cars designed by students using solar, electric and hybrid power. A variety of car manufacturers will provide electric-vehicle “ride and drives” for the public. The Allison Transmission Balloon Festival will take place that evening.

This entire day is free to the public.

- **Saturday, May 14:** Celebration of Automobiles and *Indianapolis Star* Opening Day.

Throughout the month, IMS will present a Celebration of Automobiles. Featured offerings will be a classic car show on Saturday, May 14 and the month-long display of nearly 70 Indianapolis 500-winning cars at the IMS Hall of Fame Museum.

The classic car show will feature Pebble Beach Concours winners and an unprecedented gathering of outstanding cars representing the 24 manufacturers that competed in the first Indianapolis 500 in 1911. 1963 Indianapolis 500 winner Parnelli Jones will be the chief judge for the event, which will feature more than 250 classic cars.

- **Saturday, May 21:** Pole Day/Tom Carnegie Day. In addition to the excitement of the battle for the pole position of the 100th Anniversary Indianapolis 500, this day will celebrate the 24 living pole winners of the race, who have been invited to return to the Speedway.

Continuing with the month-long Celebration of Automobiles, the largest collection of vintage Pace Cars – as many as 200 – will be on display throughout the weekend. Car clubs featuring muscle cars, exotics and more also will provide fans plenty of eye candy.

- **Sunday, May 22:** Bump Day/IMS Armed Forces Day. Along with the tension and drama of the final day of qualifications, a new, higher-profile Armed Forces Day will be presented as well as a celebration of the 20th anniversary of Willy T. Ribbs’ milestone as the first African-American to qualify for the Indy 500.

- **Saturday, May 28:** A.J. Foyt Day. Dramatic, exciting changes are in store for fans at IMS the final day before the world’s greatest auto race. Long known as a quiet afternoon at the track after the full-field autograph session and Drivers’ Meeting in the morning, this day bursts with activity this May.

All 268 living veterans of the Indy 500 have been invited back to IMS, and the “World’s Largest Autograph Session” will give fans unprecedented access to legends of the Brickyard. A full-scale Indianapolis 500 memorabilia show will take place in the track’s infield, as well as a display of sprint and midget cars of the past driven by the greatest names of Indy lore: Foyt, Andretti, Unser, Rutherford and more.

Legendary four-time Indianapolis 500 winner A.J. Foyt will participate in a question-and-answer session from 11:30-11:45 a.m. on the Coca-Cola Stage in the Pagoda Plaza, followed by an exclusive autograph session from 11:55 a.m.-12:25 p.m. in the Plaza.

Video highlights of Foyt’s incredible career will air on the video boards located around IMS throughout the day.



• **Sunday, May 29: Race Day.** The biggest day in worldwide motorsports will offer all the traditions that fans crave, with a special emphasis on winning cars and drivers of the past, with big visuals and large-scale stunts as the exclamation mark on the month-long 100th Anniversary celebrations.

Eleven Indianapolis 500-winning drivers will drive iconic, Indy 500-winning cars during pre-race ceremonies. The drivers include Mario Andretti, Kenny Brack, Gil de Ferran, Arie Luyendyk, Parnelli Jones, Bobby Rahal, Johnny Rutherford, Tom Sneva, Al Unser, Al Unser Jr. and Bobby Unser.

1963 Indianapolis 500 winner Jones will provide one of the highlights of the day when he drives the No. 32 Marmon “Wasp” that won the inaugural Indianapolis 500 in 1911 with Ray Harroun. It will be only the third time the car has been driven on the famed IMS oval on Race Day since Harroun crossed the finish line in 1911.

During the IZOD Presents Hot Wheels Fearless at the 500, a masked mystery driver from Team Hot Wheels will speed down a 90-foot ramp, suspended on an enormous 10-story high door (100 feet tall) and soar across the IMS infield inside Turn 4 on Race Day.

EMERGING TECH DAY TO PUT GREEN AUTOMOTIVE IDEAS ON TRACK

The Indianapolis Motor Speedway will continue its legacy as an incubator and proving ground of automotive innovation for more than a century through the 100th Anniversary Indianapolis 500 Emerging Tech Day on Saturday, May 7 at IMS.

This event celebrates the Speedway as a proving ground and showcase for sustainable automotive technology and will feature more than 80 universities racing in cars designed by students using solar, electric and hybrid power. A variety of car manufacturers will provide electric-vehicle “ride and drives” for the public.

Emerging Tech Day will feature exhibition competition at IMS by alternative-power vehicles in the Formula Hybrid and American Solar Challenge series and the Purdue evGrandPrix.

Allison Transmission, Inc., Indianapolis Power & Light Company (IPL), Duke Energy and the U.S. Army are the presenting sponsors of the 100th Anniversary Indy 500 Emerging Tech Day.

Formula Hybrid, founded and organized by Thayer School of Engineering at Dartmouth College, challenges college and university students to design, build and race high-performance, plug-in hybrid vehicles. Building on the Formula SAE program, Formula Hybrid adds an extra level of complexity: fuel efficiency.

With technological challenges for students with backgrounds in electrical, mechanical and computer engineering, Formula Hybrid encourages interdisciplinary teamwork and innovation.

The American Solar Challenge is a competition to design, build and drive solar-powered cars in a cross-country time/distance rally event that covers between 1,200 to 1,500 miles between multiple cities. American Solar Challenge events have been staged for 20 years across North America.

Purdue evGrandPrix competitors will race electric-powered karts in a race similar to the famous Purdue Grand Prix kart competition. The Purdue evGrandPrix was launched in 2010 as part of the electric vehicle initiative by Purdue University, located in nearby West Lafayette, Ind. The event represents an innovative approach to developing the next generation of vehicles – powered by electricity.



A team from Western Michigan University shows a solar-powered car that will be among the alternative energy vehicles competing at the Indianapolis Motor Speedway during 100th Anniversary Indianapolis 500 Emerging Tech Day.

GREAT CLASSIC CARS TO BE FEATURED • AT CELEBRATION OF AUTOMOBILES •

A rich century of automotive heritage will be honored Saturday, May 14 during the 100th Anniversary Indianapolis 500 Celebration of Automobiles at the Indianapolis Motor Speedway.

The Celebration of Automobiles will be a competition between automobile owners to be judged on the appearance of their cars. The event will celebrate the significance of vehicular transportation and competition to Indianapolis and be a centerpiece of the numerous festivities planned to celebrate the 100th Anniversary of the Indianapolis 500 Mile Race on Sunday, May 29.

The event will feature two divisions of automobiles manufactured between 1911-61, the first 50 years of the Indianapolis 500:

- Cars representing the 24 manufacturers that competed in the first Indianapolis 500 in 1911: Alco, Amplex, Apperson, Benz, Buick, Case, Cole, Cutting, Fiat, Inter-State, Jackson, Knox, Lozier, Marmon, McFarlan, Mercedes, Mercer, National, Pope-Hartford, Simplex, Stutz, Velie, Westcott.
- Other great classic cars produced between 1911-61.

Awards will be presented in three classifications in both divisions of automobiles. The classifications are named after the three track ownership eras of IMS: the Carl Fisher Era (cars built from 1911-27), Eddie Rickenbacker Era (1928-45) and Early Tony Hulman Era (1946-61).

Approximately 250 contestants were invited from a pool of applicants to participate in the show. Participating cars will be on display at IMS and be driven around the famed 2.5-mile IMS oval during the show before being judged.

The Condon-Skelly Celebration of Automobiles Dinner, including a reception with legendary drivers of the Indianapolis 500, will take place during the Celebration at the IMS Hall of Fame Museum. Among the highlights of the gala dinner will be a display of all of the existing victorious cars from the Indianapolis 500 and interviews of Indianapolis 500-winning drivers by esteemed IMS Historian Donald Davidson.

Fans who attend *Indianapolis* Star Opening Day for the 2011 Indianapolis 500 on Saturday, May 14 can view all of the cars on display at the 100th Anniversary Indianapolis 500 Celebration of Automobiles as part of their gate admission.

INDIANAPOLIS 500 LEGEND FOYT TO BE HONORED • MAY 28 ON HISTORIC DAY AT IMS •

The legendary first four-time winner of the Indianapolis 500, A.J. Foyt, will be honored Saturday, May 28 during “A.J. Foyt Day” at the Indianapolis Motor Speedway.

This year marks the 50th anniversary of Foyt’s first Indianapolis victory, in 1961. Foyt also won as a driver in 1964, 1967 and 1977 and as a team owner in 1999 with Kenny Brack driving.

Houston native Foyt has participated in the Indianapolis 500 as a driver or owner for an unprecedented 54 consecutive years. He made a record 35 consecutive starts as a driver from 1958-92.

Foyt will participate in a question-and-answer session from 11:30-11:45 a.m. on the Coca-Cola Stage in the Pagoda Plaza, followed by an exclusive autograph session from 11:55 a.m.-12:25 p.m. in the Plaza. One-hundred wristbands will be distributed for the autograph session at 9 a.m. in the Pagoda Plaza, with one per person.

Video highlights of Foyt’s incredible career will air on the video boards located around IMS throughout the day.

The activities honoring Foyt are the highlight of a full day of fan-friendly fun at IMS the day before the 100th Anniversary Indianapolis 500, with all of these events included in free gate admission:

- The “World’s Largest Autograph Session.” Every living driver from the Indianapolis 500 has been invited to IMS to participate in this session, which consists of two signing groups, one from 9-10 a.m. and another from noon-4 p.m., both in the Pagoda Plaza.

The morning group will feature all 33 drivers in the starting field of the 2011 Indianapolis 500 plus most of the 27 living winners of the “500,” while the afternoon group will feature veteran drivers, including “roadster” standouts from the 1950s and 1960s.

- A full-scale memorabilia show from 9 a.m.-4 p.m. in the Pagoda Plaza already so popular that vendor space sold out within 48 hours.
- A public question-and-answer session with Chase Rookie of the Year candidates on the Coca-Cola Stage in the Pagoda Plaza from 8:45-9 a.m.
- The annual drivers’ meeting from 10:40-11 a.m. on pit road adjacent to the Tower Terrace grandstand, which includes awards presentations and last-minute instructions to the starting field.
- An all-day display of 19 vintage sprint and midget race cars in the IMS infield, with several driven by the greatest legends of the Brickyard: Foyt, Andretti, Rutherford and the Unsers.
- The Red Bull Battle at the Brickyard will showcase top bicycle motocross riders from around the world competing on a concrete playground from 10 a.m.-4 p.m. at the Flag Lot. The Flatland BMX competition is similar to break-dancing on a bicycle.
- A display of cars from the Mazda Road To Indy that is grooming the future stars of the Indianapolis 500. Cars from The Cooper Tires presents the USF2000 National Championship powered by Mazda, the Star Mazda Championship presented by Goodyear and Firestone Indy Lights will be on display starting at 11 a.m. in the Pagoda Plaza.
- Book signings featuring authors of new books about the Indianapolis Motor Speedway and its history.
- A “Virtual Indy 500” that will feature fans across the world racing in a full-length Indianapolis 500 on the PC simulation iRacing.com at noon. Selected fans also will compete at 3:30 p.m. against Indianapolis 500 drivers in an iRacing.com sprint race appearing on the large video boards at IMS, with prizes including Race Day packages to the 2011 Indianapolis 500 and more.

The Indianapolis Motor Speedway Hall of Fame Museum will be open with its incredible new exhibition of 67 Indianapolis 500-winning cars. Museum admission is just \$5 for adults and \$3 for ages 6-15, with children under 6 free.



The legendary A.J. Foyt made 35 consecutive Indianapolis 500 starts as a driver, a record that probably will stand forever.

INDIANAPOLIS 500 FANS MAKING HISTORY • BY SELECTING 'THE GREATEST 33' •

Racing fans, start your historical engines. It's time for you to select the 33 greatest Indianapolis 500 drivers of all time.

Voting for "The Greatest 33" started Friday, March 18 at thegreatest33.com, where fans choose their dream starting lineup of 33 drivers, win prizes and share their Indianapolis 500 memories. Fan voting will continue through Saturday, May 14.

"The Greatest 33," as selected by the fans, will be unveiled Sunday, May 15.

"We're thrilled to open fan voting for 'The Greatest 33,'" said Jeff Belskus, Indianapolis Motor Speedway Corporation president and CEO. "The fans have been such vital witnesses to motorsports history at this iconic race for the last 100 years, so there's no one better to select this prestigious group of motorsports legends. Everyone at IMS is really looking forward to learning of their selections."

The Greatest 33 program and its interactive website are key components of the 100th Anniversary Indianapolis 500, scheduled for Sunday, May 29 at IMS.

Fans choose their Greatest 33 from a list of 100 drivers pre-selected by an esteemed panel of international motorsports media and historians. Statistics, audio from IMS Historian Donald Davidson and images from the vast IMS photo archive are available for each of the 100 candidates, providing hours of entertaining content. A section of the site allowing fans to compare the statistics of up to five drivers simultaneously will help make those tough final picks.

The Greatest 33 site also forms a unique Indianapolis 500 social community. Fans share memories of all 100 candidates, with comments visible to all visitors. Linking to popular social networks such as Facebook and Twitter also is available.

Daily, weekly and grand prizes – including a Kymco ATV and scooters, VIP trips to the 2011 and 2012 Indianapolis 500, Indy Racing Experience two-seater rides, 2011 IMS race tickets, iRacing.com memberships and more – are offered to fans who visit thegreatest33.com. Fans can continue to enter the sweepstakes at thegreatest33.com for chances to win prizes through 100th Anniversary Indianapolis 500 Race Day, Sunday, May 29.

Combined with frequent content updates, the sweepstakes prizes will compel fans to visit the site and interact often.

"The spirit of the Speedway speaks from the innovative, interactive features at thegreatest33.com," Belskus said. "We think fans are going to love how the rich history and tradition of the '500' is captured and comes alive through the site."

INDIANAPOLIS 500
The Most Important Race in History

THE GREATEST 33

YOUR CHANCE TO SHAPE HISTORY

Meet the 100 DRIVERS | Try the DRIVER COMPARISON | Choose Your GREATEST 33 | Enter the SWEEPSTAKES

732 drivers have raced at the Indianapolis 500.
100 drivers were selected as the top competitors in history.
This is your chance to shape history.
The Greatest 33. It's up to you.
CHOOSE YOUR GREATEST 33!

Who is in your GREATEST 33?
You can shape Indianapolis 500 history by choosing the Greatest 33 drivers of all time.
CHOOSE YOUR GREATEST 33!

YOU COULD BE A WINNER!
You could be a winner! Enter each day to increase your chances of winning one of our Daily, Weekly, or Monthly prizes!
ENTER THE SWEEPSTAKES!

GET THE TICKETS!
Order your tickets for the 100th Anniversary running of the Indy 500 on Sunday, May 29, 2011!
ORDER TICKETS | TICKETS

GET THE GOODS!
From caps to coats, our Brickyard Authentic online store is filled with all the Indy 500 essentials!
START SHOPPING

SHARE THE CHANCE TO MAKE HISTORY

IndianapolisMotorSpeedway.com
Home | Privacy Policy | Terms of Use | Contact Us

© Copyright 2011 IMS LLC - 4790 West 16th Street, Indianapolis, IN 46222 - (317) 492-8300

100TH ANNIVERSARY INDIANAPOLIS 500 • TO BE HONORED ON 2011 U.S. STAMP •

The 100th Anniversary Indianapolis 500 will be honored on a United States Postal Service commemorative stamp that will go on sale in May 2011.

The Indianapolis 500 is one of 25 subjects highlighted in the USPS 2011 Commemorative Stamp Program, which was unveiled Dec. 28, 2010. The stamp will be a “Forever Stamp,” always equal in value to the current First Class Mail 1-ounce letter regardless of price changes in the future.

Award-winning illustrator John Mattos created the stylized, art deco illustration of Ray Harroun driving the Marmon “Wasp,” winner of the inaugural Indianapolis 500 in 1911, on the Indianapolis 500 Forever Stamp. Text along the bottom of the stamp reads “Indianapolis 500,” with small type along the bottom of the stamp opposite the year 2011 reads “100 YEARS OF RACING.”

The USPS receives thousands of suggestions annually to honor various subjects on postage stamps, with the Citizens’ Stamp Advisory Committee recommending 20 to 25 subjects for final approval by the Postmaster General. Stamp subjects must stand the test of time, reflect the cultural diversity of the United States and have broad national appeal.

This is the second time the Marmon “Wasp” has been featured on a U.S. postage stamp. The car also was highlighted as a 17.5-cent stamp in the Transportation series in 1987.



67 WINNING INDIANAPOLIS 500 CARS FEATURED IN DISPLAY AT IMS MUSEUM

The largest collection of Indianapolis 500-winning cars ever assembled is open to the public through June 1 at the Indianapolis Motor Speedway Hall of Fame Museum.

The exhibit provides fans an opportunity to see 67 winning cars, representing 71 Indianapolis 500 victories. It is one of the many fan-friendly components of the celebration of the 100th Anniversary of the Indianapolis 500 in 2011.

The exhibit will include the 31 winning cars owned by the IMS Hall of Fame Museum and 36 privately owned cars that have been loaned for this unique exhibit. Cars highlighted in the exhibit:

- The Marmon “Wasp” driven to victory by Ray Harroun in the 1911 Indianapolis 500
- All four cars to earn consecutive victories in the Indianapolis 500 (Boyle Maserati, Wilbur Shaw, 1939-40; Blue Crown Spark Plug Deidt/Offy, Mauri Rose, 1947-48; Fuel Injection KK500A/Offy, Bill Vukovich, 1953-54; Belond Exhaust Salih Offy, 1957, Sam Hanks, 1958, Jimmy Bryan)
- Each winning car driven by the three four-time winners of the Indianapolis 500, A.J. Foyt, Al Unser and Rick Mears
- Roger Penske’s private collection of his team’s Indianapolis 500-winning cars
- Every winning car from the 1950s and 1960s, including the Ken-Paul Watson-Offy driven to victory in 1960 by Jim Rathmann and the Lotus-Ford in which Jim Clark won in 1965
- Every winning car from the 1980s and 1990s

The Indianapolis Motor Speedway Hall of Fame Museum is open every day of the week from 9 a.m.-5 p.m. Admission is \$5 for adults, \$3 for ages 6-15 and free for 5 and under. The Museum is located inside the Indianapolis Motor Speedway and can be accessed through the Main Gate (Gate 2) tunnel from W. 16th Street.

Located on the grounds of the Indianapolis Motor Speedway 5 miles northwest of downtown Indianapolis, the Museum is recognized as one of the most highly visible museums in the world devoted to automobiles and auto racing. In 1987, the Museum and Speedway grounds were honored with the designation of National Historic Landmark.



Sixty-seven cars that won the Indianapolis 500 comprise a once-in-a-lifetime display through June 1 at the IMS Hall of Fame Museum.

Tony Hulman and Karl Kizer, the Museum’s first director, established the original Hall of Fame Museum in 1956. Located at the southwest corner of the Speedway’s property where the Speedway’s Administration Building now stands, the building was large enough only to display a few vintage race cars. Before long, it was obvious something more substantial was needed.

During 1975, Hulman built a larger, more modern museum at the south end of the Speedway’s infield. It opened in 1976, coinciding with the United States Bicentennial celebration.

Constructed of pre-cast cement and Wyoming quartz, the facility encompasses 96,000 square feet of museum, retail and office space. Museum display space measures approximately 30,000 square feet. The building also houses two Speedway gift shops, the track’s photography department and other offices, and a departure area for bus tours of the historic 2.5-mile oval is located near the Museum’s front doors.

For a more visual taste of the Indianapolis 500, the Museum offers visitors the 48-seat Tony Hulman Theatre, featuring a 20-minute presentation of historic footage and Indianapolis 500 highlights.

Track tours are available year-round (except in the event of inclement weather, and on event and private testing days), and the Museum also offers a very popular and more thorough 90-minute behind-the-scenes “Grounds Tour” on select days throughout the year.

The Hall of Fame Museum also displays the equipment and methods used for timing and scoring the Indianapolis 500 from the first race to the 21st century.

An extensive trophy collection, including the famed Borg-Warner Trophy, the Brickyard 400 trophy and the Red Bull Indianapolis GP trophy, is on display along with auto racing trophies, honors and awards from around the world.

AUTO RACING HALL OF FAME MEMBERSHIP

• INDIANAPOLIS MOTOR SPEEDWAY •

1952

Louis Chevrolet
Bert Dingley
Harvey Firestone Sr.
Carl G. Fisher
Henry Ford
Ray Harroun
T.E. "Pop" Myers
Barney Oldfield
William K. Vanderbilt
Fred J. Wagner

1953

Earl Cooper
Ralph DePalma
Ralph Mulford
Eddie Rickenbacker

1954

Bob Burman
Tommy Milton
Dario Resta

1962

Fred Duesenberg

1963

Peter DePaolo
Augie Duesenberg
Harry Hartz
Rex Mays
Louis Meyer
Harry Miller
Wilbur Shaw
Harry C. Stutz
Howard Wilcox

1964

James A. Allison
Gaston Chevrolet
Eddie Hearne
Ted Horn
Jimmy Murphy

1965

Frank Lockhart

1967

Tony Hulman
Mauri Rose

1968

Tony Bettenhausen
Jean Marcenac

1969

Harry "Cotton" Henning
Lou Moore

1970

Bill Cummings
Ralph Hepburn

1972

Bill Vukovich

1973

Jimmy Bryan

1975

George Bignotti

1976

Cliff Bergere
Joe Dawson

1977

Billy Arnold

1978

A.J. Foyt
Leo Goossen

1980

David Bruce-Brown
J. Walter Christie
George Robertson

1981

Johnny Aitken
E.G. "Cannonball" Baker
Sam Hanks
Art Pillsbury
Jimmy Snyder
Rodger Ward
A.J. Watson

1982

Harry Grant
Fred Offenhauser
Lewis Strang

1983

Gil Anderson
Cliff Durant
Harlan Fengler
Frank Kurtis
Dennis "Duke" Nalon
Myron Stevens
Ed Winfield

1984

Clint Brawner
Fred Frame
Ray Keech

1985

Henry Banks
Joe Boyer
Parnelli Jones
Floyd Roberts

1986

Mario Andretti
W.D. "Eddie" Edenburn
Johnnie Parsons
Al Unser
Lew Welch

1987

Earl Gilmore
Jack McGrath
Johnny Rutherford
Art Sparks

1988

Jim Clark
Dan Gurney

1989

Joe Cloutier
Jules Goux
Chester Ricker

1990

J.C. Agajanian
Bobby Unser

1991

Dale Drake
Lloyd Ruby

1992

Bill Holland
Troy Ruttman

1993

Jim Rathmann
George Salih

1994

Bob Sweikert

1995

Chet Miller
Lee Wallard

1996

Tom Carnegie

1997

Mary Fendrich Hulman
Gordon Johncock

1998

Jack Brabham
Takeo "Chickie" Hirashima
Rick Mears

1999

Herb Porter
Eddie Sachs

2000

Clarence Cagle

2001

Thomas W. Binford

2002

Sid Collins
Andy Granatelli
Roger Penske

2003

Colin Chapman
Eddie Kuzma
Roger McCluskey

2004

Mark Donohue
Emerson Fittipaldi
Lindsey Hopkins
Tom Sneva
John Zink

2005

Freddie Agabashian
Duane Carter
Chris Economaki
Bob Wilke

2006

Al Dean
Pat Flaherty

2007

Jud Phillips
Al Unser Jr.

2008

Quincy D. Epperly
Jim Hall

2009

Graham Hill
Arie Luyendyk

2010

Frank Coon/Jim Travers
Donald Davidson

• GREAT MOMENTS OF THE INDIANAPOLIS 500 •

By *Donald Davidson*
Historian, Indianapolis Motor Speedway

1911: HARROUN WINS INAUGURAL INDIANAPOLIS 500

After two seasons of two- and three-day multi-event programs, Speedway management decides for 1911 to present just one major event paying a huge purse. Seeking something lasting around seven hours, they calculate that an attractive-sounding 500 miles could be run off in that time. On the morning of May 30, 1911 – Memorial Day – 40 cars line up for the start of the very first Indianapolis 500.

Virtually all of them are stripped-down versions of passenger cars currently being sold to the public. The eventual winner, however, has been built strictly for competition. Following complaints that the locally built, single-seat streamlined Marmon “Wasp” has no provision for carrying the generally accepted “riding mechanic,” driver/engineer Ray Harroun finds a solution. Above the cowl, he rigs up a 3-by-8-inch mirror, believed to be the very first rearview mirror ever used on an automobile. Near the race’s halfway point, he turns the wheel over to a relief driver, Cyrus Patschke, but returns for the final half and wins the very first Indianapolis 500 in a time of 6 hours, 42 minutes, at an average speed of 74.602 mph.




1912: DePALMA'S BIG PUSH

Italian-born immigrant Ralph DePalma leads 196 of the first 198 laps and is ahead by 5½ laps when his privately entered German Mercedes Grand Prix car breaks down only 1¼ laps short of the checkered flag. With the appreciative crowd giving them plenty of support, he and his riding mechanic then get out and push the heavy car for several hundred yards in an unsuccessful effort to finish. After Joe Dawson comes from behind to win, the defeated DePalma endears himself still further to the public by being among the first to congratulate him.

1914: FOREIGN 'INVADER' ALMOST TOPS 100

Frenchman Georges Boillot turns a qualifying lap at 99.85 mph to come within an “eye blink” of the Speedway’s first 100-mph lap. He drives a 345-cubic-inch Peugeot Grand Prix car on this, his only trip to the Brickyard. The flamboyant Boillot is the defending two-time winner of the French Grand Prix and considered by many to be the finest driver in Europe at the time. He will give his life for his country in less than two years’ time, being shot down in aerial combat over Verdun, France, near the German border, on May 20, 1916.







1919: WILCOX BREAKS 100

Shortly after time trials begin, Howdy Wilcox goes out to become the first to turn a qualifying lap in excess of 100 mph. Six others accomplish this after him, including Frenchman Rene Thomas, who sits on the pole at 104.78 mph. Wilcox starts second and wins the race, the first to be held after World War I.

1921: DePALMA EXTENDS LAPS LED RECORD

Ralph DePalma, the first to win the pole under the new four-lap qualifying format (1920), repeats and is the first to win the pole for a second time. He drops out while leading at 112 laps, having extended his "career laps led" total to 612, a record which will not be beaten until Al Unser finally exceeds it 66 years later, in 1987.




1923: FIRST TWO-TIME WINNER

Tommy Milton is the first driver to win for a second time. A further reduction in maximum cubic-inch displacement, to only 122 cid, has also led to riding mechanics no longer being mandatory. Twenty-three of the 24 cars which line up on Race Day are single-seaters. The race is by far the most competitive to date, with six drivers swapping the lead 28 times, a record which will not be beaten until 1960. Milton does not complete the distance alone. His sidelined teammate, 1919 winner Howdy Wilcox, takes over for 48 laps during the race while Milton receives attention to his blistered hands and pinched feet.

1924: DUESY TEAMMATES SHARE WIN

After his car has been delayed by mechanical trouble, Joe Boyer takes over the fourth-place-running Duesenberg of teammate Lora Corum at 111 laps and charges up to the lead by Lap 177, winning at a record average speed of 98.234 mph. It is the first win for a car equipped with a supercharger. Throughout history, relief drivers generally do not receive credit, but due to the fact that Corum started and Boyer finished, officials decide to consider them co-winners.







1925: DePAOLO AVERAGES FASTER THAN 100

In spite of taking 21 laps of relief from Norman Batten, while he gets his badly blistered hands bandaged, Peter DePaolo, driving a supercharged Duesenberg, is the first to win in less than five hours, averaging 101.127 mph. His elapsed time of 4 hours, 56 minutes, 39.46 seconds is less than Ray Harroun's 1911 time by an hour and three-quarters.

1926: UNKNOWN WINS RAIN-SHORTENED RACE

Frank Lockhart, who two years later will lose his life in an attempt to break the World Land Speed Record at Daytona Beach, shows up at Indianapolis as a 23-year-old unknown. He is due to serve as a relief driver for Bennett Hill. In the meantime, driver/owner Peter Kreis is stricken with pneumonia and cannot drive. Lockhart replaces him, sets a one-lap track record of 115.448 mph on an incomplete qualification run and then wins the rain-shortened race (400 miles) by two full laps.




1927: LOCKHART BREAKS 120

Defending winner Frank Lockhart is the first to qualify in excess of 120 mph. His four-lap average is 120.100 mph, with his fastest being almost 121 at 120.918 mph. He sets another record by leading the entire first 200 miles. Dutch Baumann takes over when Lockhart makes a stop, but the defending winner is back in front by Lap 91. He drops out at Lap 120 with a broken connecting rod.


1928: DURAY PUSHES RECORD TEMPORARILY OUT OF REACH

Leon Duray (real name: George Stewart) wins the pole with a four-lap record of 122.391 mph. His single-lap record is 124.018 mph. His tiny supercharged straight-eight Miller engine displaces only 91½ cubic inches. Largely due to specification changes in 1930, which eliminate superchargers for the next several years, both records will remain unbroken for nine years.



1930: ARNOLD UTTERLY DOMINATES



It seems like a movie script. Harry Hartz, recovering from injuries, plans to drive his own car right up until the first qualifying day. He makes an incomplete attempt and then turns the car over to 24-year-old Billy Arnold, who qualifies for the pole. Arnold leads all but the first two laps, wins by five laps and is the first to average 100 mph without the aid of a relief driver. His record of leading 198 out of 200 laps in the same race has never been broken and probably will stand forever.

**1936: THREE BY MEYER ... IN MORE WAYS THAN ONE**


Not only is Louis Meyer is the first driver to win the "500" for a third time, but he is also involved in the beginning of three major Indianapolis Motor Speedway traditions. He is the first to be presented with the keys to the Pace Car (a Packard), it is the first year for the Borg-Warner Trophy, and he unknowingly begins a tradition by being photographed in Victory Lane drinking what appears to be regular milk. It is actually buttermilk. Milk industry executives seize upon the opportunity and make sure that milk is handed to the winner for the next several years. Milk disappears from the victory celebration between 1947 and 1955, but it returns for good in 1956.

1937: SNYDER DOES 130


With supercharging once again permitted, Jimmy Snyder is the first to turn a qualifying lap in excess of 130 mph. The new European formula of 183 cubic inches supercharged (and 274 cubic inches unsupercharged) will come into effect in 1938, but for the time being a massive 366 cid is still permissible. Chief mechanic Art Sparks takes advantage of that, and Snyder rides a rocket ship. He starts all the way back in 19th but is leading by Lap 3! He is far ahead when his transmission breaks after 27 laps.

**1937: WILBUR BEATS HEP BY TWO SECONDS**

Wilbur Shaw is forced to slow in the closing stages because of a severe loss of oil pressure in a car he designed himself and helped build. He holds off fast-closing Ralph Hepburn and beats him to the finish line by 2.16 seconds, the closest finish up to this point and a record which will not be broken for 45 years.

**1939: A VIEW TO THE FUTURE**

During 1939's opening day of qualifications, George Bailey puts together a four-lap qualifying run of 125.821 mph to land himself a starting position on the outside of the second row. He lasts only 47 laps in the race, but history again has been made. His curious-looking four-wheel-drive supercharged "slant-six" Miller is the first car ever to start in the Indianapolis 500 with its engine mounted behind the driver.





1940: SHAW FIRST TO WIN BACK TO BACK

Wilbur Shaw is the first driver to win the “500” in consecutive years. Driving the same imported Italian Maserati he steered to victory in 1939, the diminutive and dynamic Shaw joins Louis Meyer as a three-time winner of the “500” while also becoming the first ever to win in consecutive years. With three firsts and three seconds since 1933, Shaw now has the best record of any “500” driver.

1941: SHAW'S BID FOR THREE IN A ROW ENDS IN CRASH

Wilbur Shaw appears on his way to winning for a third consecutive year (and a record fourth overall), but he suffers a back injury when a collapsed right rear wire wheel sends him into the wall while he is leading at the three-quarter mark. It turns out to be his final race. The entry of America into World War II will bring racing to a halt for four years, after which Shaw will play a major role in saving the Speedway from extinction.




1941: ROSE TAKES OVER FOR DAVIS ... AND WINS

After pole sitter Mauri Rose is forced out with mechanical trouble at 60 laps, he takes over (from teammate Floyd Davis) the car he drove to third place in 1940. He advances from 12th at Lap 80, to eighth by Lap 100, to second at Lap 160 and into the lead for the win at Lap 162. Because one started and the other finished, officials repeat the decision made for the similar situation in 1924 (Corum and Boyer) by naming Davis and Rose co-winners.

1946: TONY'S MIRACLE

Just six months after Terre Haute businessman Anton “Tony” Hulman Jr. has purchased the Indianapolis Motor Speedway (sadly neglected due to four years of inactivity during World War II), the 500 Mile Race is revived. Hulman goes into the event concerned that interest may have diminished in the interim. On the contrary, a massive crowd shows up, and gigantic traffic jams persist long after the race has started. George Robson wins.





1946: HEPBURN, NOVI OBLITERATE QUALIFYING RECORDS

Race fans are thrilled four days before the race when 50-year-old Ralph Hepburn destroys the one- and four-lap qualifying records by almost 4 mph. His low-slung Kurtis chassis is powered by an ear-splitting V8 supercharged Winfield engine which has recently been renamed “Novi.” The new records are 133.944 mph for four laps and 134.449 mph for one.

1948: YOU MEAN, IT HAS SIX WHEELS?

Into the 1948 starting field at a creditable 123.967 mph comes Billy Devore. The car is getting plenty of attention. Many had just laughed at it when it showed up for practice, and with good reason. It has six wheels!! The front looks normal, but in the rear are tandem axles. Former dirt track driver Pat Clancy, now owner of a small trucking company, thought the double rear axle concept for trucks might just work at the Speedway. Devore runs all day during the race and is flagged off after 190 laps in 12th place. The following year, Jackie Holmes will make the lineup at 128.087 mph but falls by the wayside with a broken driveshaft after 65 laps.

By the time this unique car returns in 1950, it will have been converted into a standard four-wheeler.

**1949: NALON, MAYS THRILL NOVI FANS**

The increasingly large number of fans of the noisy V8 supercharged Novi racing cars are thrilled when Duke Nalon and Rex Mays start one-two and then proceed to run away with the race in its early stages. Nalon receives painful burns in a fiery accident when the right rear wheel comes off in Turn 3 after only 23 laps, and Mays pulls in to retire after 45 laps, but the fans are already warning, "Wait until next year."

1950: SENSATIONAL ROOKIE BREAKS NOVI RECORDS


Only seconds before the first day of qualifications ends, diminutive rookie Walt Faulkner takes off in J.C. Agajian's dirt-track car and proceeds to cause a sensation by breaking Ralph Hepburn's one-and four-lap Novi track records with speeds of 136.013 mph and 134.343 mph, respectively. It seems that the only person on the grounds not jumping up and down and cheering is Faulkner.

**1951: CINDERELLA MAN PULLS IT OFF**

Lee Wallard, a 40-year-old World War II Navy vet who once earned his off-season living driving a bulldozer, is the first to win in less than four hours. He averages 126.244 mph. Late in the race, the right rear shock mount breaks on his dirt-track car, causing him to take a substantial beating on the bricked main straightaway. Then the exhaust pipe breaks, and with 12 laps remaining, the brakes fail. He refuses to give up and is an extremely popular winner. In addition to being fairly well beaten up, the coarse material of his fire retardant-treated uniform has chafed his skin. After being taken to the infield hospital to have his body rubbed with liniment, he is placed on scales and found to have lost 15 pounds since breakfast.

1952: QUALIFYING RECORD BROKEN ... BY A DIESEL!


Freddie Agabashian causes a major upset by winning the pole and upping the single-lap qualifying mark to 139.104 mph, his powerplant being a diesel. The Cummins Engine Company of nearby Columbus, Ind., has placed one of its hefty 401-cubic-inch truck engines, laid on its side, into a low-slung Kurtis chassis and boosted it with an ingenious implement, which, while not listed as such at the time, is the track's first-ever turbocharger. The latter turns out to be the car's undoing. Because the inlet has inadvisably been placed down in front of the engine and directly behind the grille, it becomes blocked with rubber particles and causes the engine to overheat after 71 laps.

**1952: VUKY DROPS OUT; TROY (ONLY 22) WINS**

Bill Vukovich is only nine laps away from winning the "500" with an offset Kurtis/Offenhauser (which he himself has nicknamed "the roadster") when the steering mechanism fails. Into the lead and on to victory sweeps the dirt-track car of Troy Ruttman, who, at only 22, becomes the youngest-ever winner of the "500."

1953: VUKY WINS IN OPPRESSIVE HEAT


On the hottest race day in history (temperatures reach into the mid-90s and the track surface registers 130 degrees), Bill Vukovich waves off a relief driver and leads 195 of the 200 laps to win. Because many of the cars use second and third drivers, Vukovich is nicknamed by some, "The Iron Man." The mysterious and private Vukovich – a man of few words – is also a needler. "You think this is hot," he barks, "you ought to try driving a tractor in Fresno in July."

**1954: GENTLEMAN JACK BREAKS 140**

Jack McGrath is the first to qualify in excess of 140 mph, his best lap being 141.287 mph. The soft-spoken and mild-mannered "Gentleman Jack," who also effectively serves as his own chief mechanic, comes within seven seconds of finishing second in the race. He sets one- and four-lap qualifying records in both 1954 and 1955, sits on the front row in five out of six starts between 1949 and 1954, but sadly will never win.

1957: SALIH'S MIRACLE

Intrigued by the design of the 1952 Cummins Diesel, George Salih, the winning crew chief of 1951, has been trying to interest potential car owners in a vehicle featuring a four-cylinder Offenhauser engine laid over on its side. When no backers materialize, he proceeds to build the car himself and goes heavily into personal debt to finish it. Veteran driver Sam Hanks agrees to drive it and silences those who said the concept would never work by winning at a record average speed of 135.601 mph. With Hanks announcing his retirement in Victory Lane, and the joyous Salih now happily turning down offers, Jimmy Bryan will come on board in 1958, and the car will win again.






1960: ROOKIE HERK ALMOST TOPS 150

The recently established one- and four-lap qualifying records by pole sitter Eddie Sachs (147.251 mph and 146.952 mph) are obliterated on the final qualifying day by a rookie. Literally “dirt-tracking” his car through the corners, 26-year-old Jim Hurtubise comes within an “eye blink” of the first 150-mph lap on his third circuit, when he turns 149.601 mph. A slight bobble on the final lap drops his speed slightly, but the four-lap average of 149.056 mph has the place in an uproar.

1960: THE GREATEST TWO-MAN BATTLE EVER

Jim Rathmann and defending winner Rodger Ward engage in the greatest sustained two-man battle the race has ever seen. There are a record 29 lead changes, of which 14 are between these two alone during the entire second half. They are never any more than a few feet apart from each other and constantly swapping the lead until a handful of laps from the end, when Ward sees the white cords beginning to show through on his right front tire. Rather than pit, the cagey veteran slows down and nurses his car home to second. Rathmann, already a three-time runner-up, finally wins and raises the 500 Mile Race record to 138.767 mph.



1961: FOYT-SACHS CLASSIC

Another closely contested event sees the lead swapped 20 times among seven drivers. After the third (and presumably final) pit stop, Eddie Sachs is confounded by the fact that A.J. Foyt, with whom he has thus far been evenly matched, is now able to pull away. Unknown to either driver, Foyt's refueling mechanism has malfunctioned on the recent stop, and he has received no fuel. Running “light,” he is able to pull away. Only 16 laps from the end, Foyt comes in for an emergency “splash-and-go” and Sachs finds himself with a 30-second lead. But the effort to try and keep

up has placed undue wear on his tires, and with only three laps remaining, Sachs comes in to change the right rear. He takes the checkered flag 8.28 seconds after the 26-year-old Foyt has scored his first of four victories.

1962: PARNELLI BREAKS 150

With the final remaining few hundred yards of bricks on the main straight now covered over with asphalt, Parnelli Jones becomes the first driver to lap in excess of 150 mph. He does it on all four of his qualifying laps, the first being the fastest at 150.729 mph.





1963: SPECTACULAR OPENING LAP

The popular Novi racing cars have not been in the lineup for five years. Now owned by Andy Granatelli, history is made when three Novis are qualified for the first time, Jim Hurtubise starting second. The supercharger is slow to respond at the green flag and he falls to seventh going into the first turn. Coming out of the fourth turn on Lap 1, Hurtubise has moved all the way back up to second behind pole sitter Parnelli Jones, his close friend. The crowd rises to its feet when Hurtubise pulls to the inside, unleashes the power of the Novi and roars past Parnelli to lead Lap 1. The next time around, Parnelli is leading again, but here comes "Herk!" He pulls exactly the same maneuver and passes Parnelli once more, but this time not until after crossing the start/finish line. Parnelli regains command soon after, and Jim will eventually drop out. But fans will never forget those opening laps.

1965: NEW LOOK IN VICTORY LANE: ENGINE BEHIND THE DRIVER

Scotland's Jim Clark leads 190 of the 200 laps in a Ford-powered Lotus and becomes the first driver to win in a rear-engined car. His average speed of 150.686 mph for 500 miles is faster than the Parnelli Jones pole speed of just three years earlier.



1966: THE WEE SCOT ALMOST WINS

With a healthy lead, Scottish rookie Jackie Stewart appears to have the race won when he slows to a halt at the north end of the track with only nine laps remaining. Under the mistaken impression that he can still be classed as a finisher by pushing his car across the line (as is the rule in Europe at the time), he climbs out and begins the task. After an official explains that he does not need to do so here, Jackie then abandons the car and walks in, smiling and waving to acknowledge a huge ovation from the crowd. It turns out that the oil pressure had dropped to zero, and the thoughtful Jackie was merely trying to save his car owner, John Mecom, the expense of a blown engine. Fellow Grand

Prix driver and teammate Graham Hill wins the race, but Jackie is voted Rookie of the Year.

1967: PARNELLI ALMOST WINS ... WITH A TURBINE

The long-anticipated participation by a turbine-powered car finally becomes a reality, and it almost wins first time out. Turbines have been entered before but none has ever qualified. Driving a revolutionary four-wheel-drive vehicle powered by a Pratt & Whitney gas turbine helicopter engine, Parnelli Jones leads all but 25 of the first 196 laps only to glide to a halt near the entrance to the pits.

A bearing in the rear end has failed so that power can no longer be delivered to the track. This allows A.J. Foyt to take the lead, and just moments before he is due to come around to take the checkered flag, a multi-car accident develops on the main straight. Incredibly, Foyt has already had a premonition that something might happen and has taken the precaution of slowing down. He picks his way through the debris and then gears up for the final few yards, past the still-stunned Jones and his Andy Granatelli crew.





1968: MORE LATE-RACE TURBINE TROUBLES

A turbine-powered car drops out while leading within sight of the finish for the second consecutive year. This time it is Joe Leonard, driving a wedge-shaped rear-engine Lotus which was originally assigned to the late Jim Clark. The field has been under caution because of a late-race accident, and Leonard is only eight laps from home when the green comes out. His Pratt & Whitney-powered car suffers a “flame out” and Bobby Unser sails by to his first of three victories. It later comes to light that Unser had lost all but top gear, his departure from the pits after stops having required extraordinary skill.

1969: MARIO'S DAY

Mario Andretti is lucky to be walking around. The car he wanted to qualify, a turbocharged four-wheel-drive Lotus, was totally demolished in a horrendous accident during practice. The crew hauls out its older rear-drive Brawner Hawk, which recently won the Trenton 200, and Mario qualifies for the middle of the front row. He is embarrassed by the flash burns on his cheeks, and while it does appear to be him in the traditional “front row” photographs, it is actually his twin brother, Aldo. Mario and A.J. Foyt trade the lead in the early stages, but after Foyt is delayed by a faulty turbocharger, perennial “hard-luck” driver Lloyd Ruby comes into the mix. Poor Ruby is eliminated just past the halfway mark when, due to a misunderstanding during a pit stop, he tries to leave before the refueling mechanism has been disconnected. Mario cruises to the checkered flag but has been alarmed for quite some time by skyrocketing water temperature. After the car has been rolled back to the garage and Mario has “recovered” from the famous “kiss” by car owner/sponsor Andy Granatelli, the crew is curious as to just how much oil and lubricant is left in the transmission. They dismantle it, and out flutters a bunch of dried-up brown flakes.



1971: REVSON'S UPSET

Although bolt-on rear wings are not permitted, and, according to the official wording, “any aerodynamic device must be an integral part of the body,” Team McLaren has cleverly found a way to mold a rear wing into the engine cover. Phenomenal downforce is achieved, and during practice, Mark Donohue, driving a Roger Penske-owned McLaren, reaches almost 181 mph, approximately 10 mph faster than the official record. Naturally, he is considered a “shoo-in” for the pole, but while his four-lap qualifying average of 177.087 mph (fastest lap at 178.607 mph) breaks the old record by a considerable margin, it is far below what was anticipated. Car after car fails to knock Donohue from the pole until Peter Revson, driving for the

McLaren team, goes out and records 178.696 mph for four laps and 179.354 mph for one. Donohue is knocked from the pole, and the huge crowd realizes it has witnessed a major upset.


1972: IN COME THE WINGS, UP GO THE SPEEDS

Bolt-on rear wings are allowed for the first time, and qualifying records skyrocket by an incredible 26 mph. Peter Revson's 1971 marks of 178.696 mph for four laps and 179.354 mph for one are broken several times, Bobby Unser finally stunning everybody with 195.940 mph for four laps and 196.678 mph for one.



1973: CLOSER THAN EVER TO 200

Team McLaren's Johnny Rutherford has the crowd on its feet, on a cold and rain-threatening first day of time trials, when one of his laps is turned at 199.071 mph. Noting the wild gesturing of people standing outside the brand-new Turn 2 VIP suites, he later reveals, "I'm thinking to myself, 'Either something is falling off the car or else I'm going very, very quickly.'" The "magic" 200 can't be too far away.

**1977: SNEVA BREAKS 200**

Tom Sneva is the first driver to officially lap in excess of 200 mph. Gordon Johncock, A.J. Foyt, Mario Andretti and Johnny Rutherford all have managed it unofficially on the recently repaved track, but none can achieve it in qualifications. Sneva's opening lap is 200.401 mph. Lap 2 is even faster at 200.535 mph. On Laps 3 and 4, the speed drops below 200, but Sneva has given the sun-baked crowd what it came for.

1977: JANET MAKES HISTORY

Janet Guthrie becomes the first female driver to qualify for the "500." Mechanical trouble eliminates her after only 27 laps on Race Day, but her four-lap speed of 188.403 mph on the final qualifying day is the fastest turned by any driver on the entire second weekend of time trials.

**1977: MORE HISTORY: FOYT WINS HIS FOURTH**

When Gordon Johncock breaks a crankshaft with only 16 laps remaining, into the lead sweeps A.J. Foyt, who goes on to become the first driver ever to win the "500" for a fourth time. Once the Victory Circle celebrations have concluded and Foyt prepares to be driven around the track on a lap of honor in the Pace Car, he invites Speedway owner Tony Hulman to ride with him. Masses of people run out onto the track surface to greet them as they come around. It is an extremely poignant moment, for not only has Tony never done this before, it is the last time most people will ever see him. He passes away Oct. 27 at the age of 76.

1980: RICHMOND RIDES IN ON J.R.'s SIDEPOD

Johnny Rutherford has just won the "500" for a third time and is driving around on his "cool-off lap" on his way to Victory Circle when he comes upon rookie Tim Richmond, stranded at the entrance to the pits and standing next to his car. It has run out of fuel. The two drivers have been "garaged" next to each other in Gasoline Alley for the entire month and have become good friends. Rutherford slows down and yells to the charismatic newcomer to climb onto the sidepod, whereupon the crowd on the main straight roars its approval as the new three-time winner gives the ninth-place-finishing Rookie of the Year a "lift" down to his pit.





HE ROCKET

Gordon Johncock leads Rick Mears by just a couple of car lengths when Mears ducks in for his final scheduled pit stop at Lap 183. His Penske crew has him away in 18 seconds. Johncock comes in at Lap 186, and his Patrick crew pulls a major coup by giving Johncock only the amount of fuel they believe he will need to finish. They have him away in 13 seconds. The Penske crew is stunned. At Lap 188, Mears finds himself 11 seconds in arrears. It is a virtuoso performance as Mears spends the next few laps slicing away at the disadvantage. The deficit is cut from 7.9 seconds at Lap 192 to 6.4 at 193, 4.6 at 195, three seconds at 196 and a mere two at 197. As the two drivers head for the white flag, Mears is drawing alongside Johncock. They enter Turn 1 together, and Mears is forced to lift just slightly. He loses many yards but

remounts his challenge and comes up short at the checkered flag by only 16 one-hundredths of a second. It is the closest finish in history, beating the previous record margin of 2.16 seconds, which has stood since 1937.

1983: THE GAS MAN FINALLY WINS, BUT LITTLE AL MAKES HIS PRESENCE KNOWN

Al Unser is leading under caution in the closing stages and is attempting to join A.J. Foyt as a four-time winner of the “500.” Behind him is Tom Sneva, who has yet to win and who is trying NOT to become a four-time runner-up. The green comes out for the sprint to the checkered at Lap 176 and, surprisingly, a lapped car speeds past both of them. The driver is 21-year-old rookie Al Unser Jr., who is the first in “500” history to be competing against his own father. In a noble attempt to assist his father in winning, he quickly allows “Big Al” to pass, but is less helpful with Sneva. While accused of “blocking,” he is in reality running in such a fashion as to disturb the air behind him and make it harder for Sneva to pass. Sneva eventually finds his way around regardless and passes “Big Al” on Lap 191. Sneva’s subsequent win is tremendously popular, and it gives chief mechanic George Bignotti an unprecedented seventh victory. But everyone is talking about “Little Al.”



1984: SNEVA BREAKS 210!

Tom Sneva is the first to exceed 210 mph and breaks five track records in four laps by recording, on consecutive laps, 209.113, 209.898, 210.423 and 210.689 mph. He looks as if he might successfully defend his 1983 race win, as well, since he is running second to Rick Mears with just over 30 laps to go. The pack is “under caution” and just getting ready for restart when Sneva is forced out with a broken CV joint.

1985: SPIN AND WIN

Danny Sullivan dives low through turn one on Lap 120 to grab the lead from Mario Andretti, only to have the tail slide out as he exits the turn. He spins around one-and-a-quarter times across the south “short chute” as Andretti dives to the inside to successfully avert a collision. Miraculously, Sullivan completely avoids hitting the wall, recovers from the spin and then makes his way around to the pits for a change of tires. None of the drivers can believe what they have seen, and tire engineers are amazed to discover the tires bear no flat spots. Twenty laps later, Sullivan passes Andretti again, in exactly the same place, and this time is successful. He is famously the first ever to “spin and win.”





Kevin Cogan has recently passed both Rick Mears and Bobby Rahal and is leading under a late-race caution period when the green flag comes out for a sprint to the finish with only two laps to go. Rahal gets a better restart and beats Cogan into Turn 1. Mears hangs with both of them and they take the checkered flag only 1.27 seconds apart for by far the closest 1-2-3 finish ever. There is plenty of emotion because Rahal's car owner, Jim Trueman, is extremely ill. He spends the entire race in his pit but is too sick to attend a celebratory parade in his hometown of Columbus, Ohio, and he passes away only 11 days after the race.

1987: THE 500 IS WON BY ... A SHOW CAR?!

Roberto Guerrero is leading when he makes his final scheduled pit stop at Lap 182. But there is a problem with his master cylinder, and he stalls. Into the lead goes Al Unser, who wasn't even sure he would be driving in this race. He had been replaced on the Roger Penske team by Danny Ongais, but when Ongais sustained a concussion in an accident during practice, Al was invited to rejoin colleagues Rick Mears and Danny Sullivan. Because this pair has already determined that the 1986 chassis are performing better than the new ones, there is a scramble to find an '86 for Al. He qualifies on the final weekend with a chassis retrieved from a display in the lobby of a Pennsylvania hotel. When Al takes the checkered flag, it extends his career total of "laps led" to 613, thus breaking the record held by Ralph DePalma since 1921.



1989: EMMO AND LITTLE AL

Al Unser Jr., who did not make a pit stop during a late-race yellow, while Emerson Fittipaldi did, finds himself being "reeled in" by Fittipaldi down the backstretch with 1½ laps to go. Several lapped cars are just ahead. Suddenly, just before the end of the backstretch, Fittipaldi whips to the inside and draws alongside Unser. They are side by side – Fittipaldi on the inside – as they negotiate Turn 3. They rub wheels. Unser's car is thrown

out of control and he executes a half-spin into the wall. The yellow flag flies, along with the white, and the Pace Car picks up the field. Fittipaldi, fearing for his young friend's life, is greatly relieved to see "Little Al" standing safely at the side of the track and giving him a double-thumbs-up.

1990: ARIE WINS AT 185

Arie Luyendyk takes the lead from Bobby Rahal on Lap 168 and goes on to win in record time. Because the race has been slowed by caution periods only four times – each of them very brief – Luyendyk is able to complete 500 miles in only 2 hours, 41 minutes, 18.404 seconds for an average speed of 185.981 mph. Not only is this a record by a considerable margin, but it will still be solidly standing 18 years later. And it exceeds Ray Harroun's 1911 time by four hours.





1991: WILLY T. MAKES HISTORY

With barely 45 minutes of qualifying time remaining, Willy T. Ribbs finally overcomes a month filled with mechanical woes and puts together four trouble-free laps to become the first African-American driver ever to qualify for the Indianapolis 500. He rolls slowly down the pit lane after qualifying at 217.358 mph and hoists himself halfway out of the cockpit. Everywhere he looks he sees arms waving in the air. Under threatening skies, the crowd is far from a record, but everyone in it is wildly enthusiastic about what they have just witnessed.

1991: AROUND THE OUTSIDE FOR RICK AND MICHAEL

The fans in Turn 1 are treated to a phenomenal sight late in the race when Michael Andretti out-accelerates Rick Mears on a restart and then passes Mears through the turn ON THE OUTSIDE. This is a rarely seen maneuver, but the fans don't have very long to wait before they see it again. To the amazement of everyone –

Michael included – Mears performs a breathtaking outside pass of his own, this one at full speed, on the very next lap. While Michael hangs on for second, Mears goes on to join A. J. Foyt and Al Unser as a four-time winner of the “500.”



1992: THE CLOSEST FINISH EVER

Following a late-race caution, Al Unser Jr., leads Scott Goodyear on a restart at Lap 194 and many are surprised to see a tenacious Goodyear (who started 33rd) hang with the leader. The separation between the two hardly varies until, coming out of the final turn, Unser gets a little sideways. Goodyear dives for the inside and almost draws alongside, failing to pip Unser at the line by an official margin of .043 of a second, for the closest finish ever.

2001: HELIO CLIMBS THE FENCE

Just one year after a Colombian rookie, Juan Pablo Montoya, has won the race, another South American rookie triumphs. This time it is Brazilian Helio Castroneves. The effervescent Castroneves breaks with the long-standing tradition of driving straight to Victory Circle, instead stopping at the start/finish line on the next lap, climbing out and then running across the track to scale the fence. Many of his crew members run across from the pits and follow suit.




2005: DANICA LEADS!

On a restart at Lap 190, the crowd goes wild when leader Dan Wheldon is out-accelerated by 23-year-old rookie Danica Patrick. Earlier, on Lap 56, during “pit stop shuffles,” Danica had become the first female ever to lead the “500.” She holds the lead this time for four laps until finally repassed by Wheldon. She ends up fourth, but the ovation afforded her during the final laps is as loud as anything heard in years. After 27 years, Janet Guthrie's 1978 ninth-place finish is no longer the highest ever by a woman.

2006: THE ULTIMATE DASH FOR VICTORY

There has quite simply never been a finish like that of 2006. There have been numerous late-race changes of lead in the past, eight different drivers having led as late as Lap 196 and not won. But never has there been a “500” in which the story line shifts so many times in the closing minutes. The final 18 laps see a record five different drivers out in front. No driver has ever won in consecutive years with two different teams, but Dan Wheldon seems to be on the verge of pulling it off. He leads 148 of the 200 laps and is in front as late as Lap 182. Then Tony Kanaan takes over. A select number of drivers have led at least one lap in their first four “500” starts, but Kanaan, the 2004 runner-up, becomes the first to do so in five. Michael Andretti, having led more laps than any other driver who has

never won, retired in 2003, but now he is back. He wanted to race against his own son. He is gambling on a different pit strategy than his adversaries, and when several of them, including Kanaan, make stops during a late-race caution, Michael takes over. Could it be that he will finally win? He leads at the Lap 196 restart, but to everyone’s amazement he is passed just over a lap later (on the outside going into Turn 1, no less) by Marco, his 19-year-old son, and the grandson of Mario. Apparently another record is about to be broken. When the late Troy Ruttman won the 1952 “500,” he was only 22 years and 80 days old. Young Marco is almost exactly three full years younger than that. So, a 19-year-old rookie, racing against his father, is about to become the first grandson of a former winner to take the checkered flag. But wait! Marco holds on through Turn 4 of the final lap, but here comes Sam Hornish Jr. Hornish had a pit stop problem earlier which supposedly pushed him out of contention. Hornish has, in six previous starts, never placed within the top 10. Surely, time has run out for him on this occasion, but incredibly, he draws along the inside of young Andretti and slingshots into the lead. A stunned Marco is beaten by .0635 of a second – the second-closest finisher ever. His equally stunned father comes home third, Michael now having led 430 laps, which is four more than Rick Mears, who won the “500” four times. The five drivers who led within the last 18 laps occupy the first five finishing positions, Wheldon and Kanaan coming across fourth and fifth, respectively. Ralph de Palma in 1912, Al Unser, Jr. in 1989 and Robby Gordon in 1999 led the “500” as late as Lap 198 and were denied victory. Marco Andretti even cleared the final turn in the lead and didn’t win. It was a truly incredible final 15 minutes.



INAUGURAL RACE

1911

INDIANAPOLIS 500

1923

LE MANS 24 HOURS

1929

MONACO GRAND PRIX



12 HOURS OF SEBRING

1952

U.S. NATIONALS DRAG RACE

1955

DAYTONA 500,
U.S. GRAND PRIX (SEBRING, FLA.)

1959



Photo: Motorsports Images & Archives

top: Daytona 500, 1959.

KNOXVILLE NATIONALS

1961

ROLEX 24 AT DAYTONA

1966

BAJA 1000

1968

LONG BEACH GRAND PRIX

1975

DAKAR RALLY

1979

BRICKYARD 400

1994

U.S. GRAND PRIX
AT INDIANAPOLIS

2000

KENTUCKY DERBY

WIMBLEDON

STANLEY CUP FINALS

TOUR DE FRANCE,
WORLD SERIES

INDIANAPOLIS 500

THE MASTERS

NCAA MEN'S BASKETBALL
TOURNAMENT

NBA FINALS

SUPER BOWL

1875

1877

1894

1903

1911

1934

1939

1947

1967



INAUGURAL EVENT | timeline

Ray Harroun in the No.32 Marmon
Wasp on the track at the Indianapolis
Motor Speedway in 1911.

INDIANAPOLIS 500 TRADITIONS



500 FESTIVAL PARADE

The 500 Festival Parade took place for the first time in 1957. It, and several other related activities, largely came about following a series of newspaper editorials by local columnists over a two- or three-year period, who had witnessed the several-day celebration in advance of the Kentucky Derby.

"BACK HOME AGAIN IN INDIANA"

Although there are reports that "Indiana," as the song was originally titled when published in 1917, was played by a trackside brass band as Hoosier driver Howdy Wilcox ran out his final laps on the way to winning the 1919 "500," it was not until 1946 that it was sung on race morning. James Melton, of the New York Metropolitan Opera Company, was a collector of classic cars, and was at one time president of the Antique Automobile Club of America. He supplied several of the vehicles which participated in a race-morning lap of classic automobiles around the track in 1946, and approximately 45 minutes before the start of the race, he sang "Indiana" with the Purdue University band over the public address system. It was so well received that he was invited back the following year, and in 1948, it was decided to "move it up" to its current slot in the order of the day, just prior to the firing of the engines. Among Melton's better-known successors have been Mel Tormé, Vic Damone, Dinah Shore, Ed Ames, Peter Marshall, Dennis Morgan and Johnny Desmond, with popular Jim Nabors having missed only a handful of years since 1972.



BALLOONS BEFORE THE START

It is believed that 1947 was the first year for the release of multi-colored balloons on race morning and that it was Tony Hulman's wife, Mary Fendrich Hulman, who made the suggestion. By 1950, the release had been timed to coincide, as it does to this day, with the final notes of "Back Home Again in Indiana."

BORG-WARNER TROPHY

The Borg-Warner Trophy, one of the most recognizable trophies in all of sports, has been awarded to the winner of every Indianapolis 500 Mile Race since 1936. Crafted out of sterling silver by Spaulding-Gorham of Chicago, it was unveiled at a dinner in New York in February

1936, featuring bas-relief sculptures of every "500" winner up until that time. The new winner has been added every year since, and in 1986 (the trophy's 50th anniversary), the final space became filled. The solution for 1987 was to add a base, but this too became filled, and in 2004, an even larger version replaced it, this one with enough spaces to last through 2034. The only sculptured face not of a winning driver is that of the late Speedway owner Tony Hulman, whose likeness, in gold, was placed on the base in 1987.





BUMP DAY

This is a fairly recent term for the final day of qualifications. It is theoretically the day on which, once 33 cars have posted qualifying speeds, but the allotted time for the day has not yet expired, the only way for a participant to be able to join the field is to post a speed fast enough to eliminate or “bump” the slowest car currently still in. The term for “bumped” prior to World War II was “crowded out.” Technically, “bumping” could, and did, take place before the final day of qualifications. Under the system used from 2005-10, “bumping” took on a slightly different meaning because it could take place on every qualifying day.

CARB DAY

Known for many years as “Carburetion Day,” and shortened only in recent years to “Carb Day,” it refers to the day on which cars qualified for the starting field are given the opportunity to practice in “Race Day trim,” as opposed to the less economical setups required for out-and-out speed during time trials. A major portion of this used to involve adjustment to the carburetors, but even after the introduction of fuel injection in the late 1940s, the original term “carburetion runs” continued to be used. For the record, the stock-block Ford-powered Lotus cars of Jim Clark and Dan Gurney in 1963 were the last to actually use carburetors on Carburetion Day.



GASOLINE ALLEY

This is a nickname for the Garage Area in which the racing cars are housed at event time. It originally referred only to the one corner where the fuel depot was located, but over a period of years, it came to be applied to the entire complex. It seems to have first come into use sometime in the 1920s and possibly may have been the result of a newspaper strip cartoon of the same name which debuted in August 1919.

PACE CAR

With a huge field of 40 cars having met the qualifying requirements for starting the inaugural Indianapolis 500 in 1911, track founder Carl Fisher reasoned that this might be too many for the typical standing starts then in vogue. He believed it would be safer instead to lead them around on one unscored lap at approximately 40 or 45 mph and then release them to the flagman as he pulled into the pits. Now commonplace at motor racing events throughout the United States, this is believed to have been the very first mass rolling start for any automobile race anywhere in the world and quite possibly the first use of a pace car for a major event.






PAGODA

The Pagoda, begun in 1998 and completed in 2000, replaced the glass-and-steel Master Control Tower, which was built during the winter of 1956-57. Prior to that time, a Japanese-style pagoda had occupied the spot. In fact, there were two of them, the first being built in time for the 1913 “500” and serving through 1925. It housed the press, timing and scoring, prominent officials and VIP guests and, toward the end of its run, a radio broadcast booth. Because it stood fairly close to the edge of the track, it was decided, for safety reasons, to replace it for 1926 with a newer version located a few yards farther back. The current building, which has 10 stories and rises to the height of a 13-story building, has a subtle suggestion of the old pagodas designed into it for reasons of nostalgia.

“THE GREATEST SPECTACLE IN RACING”

It was on Race Day 1955 when the world heard this famous phrase for the first

time. While made famous by Sid Collins, chief announcer for the Indianapolis Motor Speedway Radio Network broadcast of the “500,” it was actually a young lady who coined it. Dating back into the mid-1920s, radio broadcasts of the “500” typically consisted of a few minutes of coverage of the start and the finish, with brief updates in between, aired every 15 or 30 minutes. When the track created its own network in 1952, this same format was continued. In 1953, however, history was made when the race was covered in its entirety, with no breaks at all except for commercials. When representatives of the skyrocketing number of subscribing stations were asked for comments and feedback, the most common request was that their engineers could be alerted to an impending commercial break by use of a standard “out cue.” The request was turned over to the sales staff of Indianapolis radio station WIBC, the network’s “flagship” station, and it was a female copywriter in her early 20s named Alice Greene who suggested the enduring classic, “Stay tuned to ‘The Greatest Spectacle in Racing.’”



THE YARD OF BRICKS

The Yard of Bricks is another nostalgic link with the past. After the track’s original surface of crushed rock and tar was abandoned after only a few days of use in August 1909, it was replaced during that fall by 3.2 million street-paving bricks, hauled in by rail from the western part of the state. Approximately 90 percent were Culver Blocks, manufactured by the Wabash Clay Company of Veedersburg (near the Illinois border), the remainder being supplied by other firms in the same general area. The bricks were laid on their side in a bed of sand, staggered in rows and separated by about 3/8th of an inch on either side so that mortar could be poured between them for strengthening. In the spring of 1936,

patches of asphalt were applied to the rougher portions of the turns. Over the next couple of years, more and more asphalt was applied, so that by the time of the 1939 race, only about 650 yards of the main straight were still of bricks. This portion survived for another 22 years until October 1961, when it too was covered over, leaving exposed only 3 feet for the entire width of the track at the start/finish line. The entire 2½ miles has been resurfaced several times since then, with a fresh batch of the original bricks being inlaid at the start/finish line once the new surface has had time to harden.

WINNER'S DRINK OF MILK

Three-time "500" winner Louis Meyer regularly drank buttermilk on a hot day, as his mother had told him it would refresh him, and he consumed some in Victory Lane as a matter of course after earning his third "500" victory in 1936. A dairy industry executive happened to see a photograph of this in the following day's newspaper and, believing it to be regular milk, vowed to make sure this would be repeated in the coming years. Milk was part of the Victory Lane ceremony between 1937 and 1941 and then again in 1946, the first year after World War II, but disappeared between 1947 and 1955. The tradition was revived in 1956 and continues to this day.



WINNER'S WREATH

Long used in Grand Prix racing, the winner's wreath at Indianapolis appears to have debuted in 1960, when a wreath featuring several exotic-looking, dark-yellow and brown flowers was placed on the shoulders of Jim Rathmann. A garland of white and red carnations of the type normally associated with horse racing was placed around the shoulders of A. J. Foyt in 1961, and in 1962, Rodger Ward wore a wreath not too dissimilar from those seen today. Underwritten by BorgWarner Corporation, the wreaths were the creation of William J. "Bill" Cronin, a longtime Indianapolis florist, who was at one time a floral consultant for the parades of the Rose Bowl, Cotton Bowl and the 500 Festival. He died in 1989. For most of the last 30 years, the wreath has featured 33 ivory-colored Cymbidium orchids with burgundy tips, plus 33 miniature checkered flags, intertwined with red, white and blue ribbons.

YELLOW SHIRTS (SAFETY PATROL)

From the time the Indianapolis Motor Speedway opened in 1909 until immediately after World War II, all events at the track were policed by the Indiana National Guard. Shortly after Tony Hulman purchased the track in November 1945, one of his right-hand men, Joseph Quinn of the Clabber Girl Baking Powder Company, set up a Board of Safety which sought input from all of the major law enforcement agencies. By 1948, the track's own Safety Patrol had been established, featuring dark-blue uniforms and pith helmets, those of department heads painted gold, and the rank and file, silver. The long-sleeved shirts, made of wool, were extremely uncomfortable to wear, both on a hot day and when soaked with rain. In the early 1970s, some of the senior staff members switched on weekends to considerably more comfortable short-sleeved yellow shirts, while golden plastic "bump" or "batting" helmets replaced the pith helmets. By 1975, all of the blue uniforms had disappeared completely; baseball caps had replaced the bump helmets and the term "yellow shirt" had come into vogue.



• THE BORG-WARNER TROPHY •

The Borg-Warner Trophy is one of the most coveted trophies in the world of sports. While it pays tribute to many of the most revered drivers in auto racing history year-round, during the Month of May it becomes the focal point for the drivers attempting to qualify for the Indianapolis 500 Mile Race, a reminder of the glory and tradition associated with winning the fabled event.

With victory at the Indianapolis 500 comes the honor of having one's face sculpted onto the 75-year-old trophy. Separate squares are affixed to its sterling-silver body, on which each winner's face, name and winning year are permanently etched. A silversmith is commissioned each year to create the new champion's portrait/sculpture in bas-relief for placement on the trophy.

In 1935, the Borg-Warner Automotive Company (now called BorgWarner) commissioned designer Robert J. Hill and Spaulding-Gorham, Inc., of Chicago, to create the trophy at a cost of \$10,000.

Unveiled at a 1936 dinner hosted by then-Speedway owner Eddie Rickenbacker, the Borg-Warner Trophy was officially declared the annual prize for Indianapolis 500 victors. It was first presented that same year to champion Louis Meyer, who remarked, "Winning the Borg-Warner Trophy is like winning an Olympic medal."

The trophy was refurbished in 1992 and is valued at more than \$1 million.

Today, 97 faces grace the trophy's squares. The faces date back to Ray Harroun, winner of the first Indianapolis 500 in 1911, and include two sets of dual victors (one driver started the race and the other finished it) for 1924 and 1941. Four-time champions A.J. Foyt (1961, '64, '67, '77), Al Unser (1970, '71, '78, '87) and Rick Mears (1979, '84, '88, '91) are the only drivers to have their faces appear more than three times on the trophy. Mears is the only one of those three to have a new likeness rendered for each of his four victories. Tom Sneva (1983) is the only champion who appears on the trophy wearing his eyeglasses, by his request.

Besides displaying Indianapolis 500 champions, the trophy features a 24-karat gold head portrait of the late Speedway Owner and President Anton "Tony" Hulman Jr. in tribute to his rejuvenation of the track and the Indianapolis 500 after World War II. Hulman's image was added in 1987.

The last driver to have his likeness placed on the original trophy was Bobby Rahal in 1986, as all the squares had been filled. A new base was added in 1987, and it was filled to capacity following Gil de Ferran's victory in 2003. For 2004, BorgWarner commissioned a new base that will not be filled to capacity until 2034.

Since 1988, an 18-inch tall replica of the trophy, a "Baby Borg," has been crafted in sterling silver for presentation to the champion. A new tradition began with the 1997 winner as BorgWarner also presented the winning car owner with a "Baby Borg."

Each May, the Borg-Warner Trophy is featured at a number of Indianapolis 500 events, including the public drivers' meeting at the track, the 500 Festival Parade and the post-race Victory Celebration. Immediately after each race, the trophy is hoisted into Victory Circle with the winning car and driver for photographs.

Borg-Warner Trophy Specifications:

- | | |
|------------------------------|---|
| •Trophy height without base: | 52 inches |
| •Trophy height with base: | 64 3/4 inches (or 5 feet, 4 3/4 inches) |
| •Trophy weight with base: | Approximately 110 pounds |

• THE BORG-WARNER TROPHY •

Trophy's value:

1935: \$10,000

2011: More than \$1 million

Trophy height (without base):

52 inches

Trophy height (with base):

64 $\frac{3}{4}$ inches

Trophy weight (with base):

Approximately 110 pounds



There are 97 faces on the trophy's squares. The faces date back to Ray Harroun, winner of the first Indianapolis 500 in 1911, and include two sets of dual victors (one driver started the race and the other finished it) for 1924 and 1941. Tom Sneva (1983) is the only champion who appears on the trophy wearing his eyeglasses, by his request.

The last driver to have his likeness placed on the original trophy was Bobby Rahal in 1986, as all the squares had been filled. A new base was added in 1987, and it was filled to capacity following Gil de Ferran's victory in 2003. For 2004, BorgWarner commissioned a new base that will not be filled to capacity until 2034.

QUEST FOR SAFETY IMPROVEMENTS • NEVER ENDS AT INDIANAPOLIS 500 •

For the past 102 years, fostering innovation and development in motorsports safety have been a priority for Indianapolis Motor Speedway leadership, and the teams and manufacturers that compete at IMS. Over time, many exciting breakthroughs have occurred and, despite the inherently dangerous nature of high-speed racing, many lives have been saved.

For example, the brick surface, one of the Speedway's most treasured legacies that quickly lent the nickname "The Brickyard" to the venerable track when it was laid down in 1909, was installed in response to an acute need for greater safety.

When the original tar-and-crushed-stone surface proved too unstable during that first summer of racing in 1909, track co-founders Carl G. Fisher and James Allison took little time in deciding that paving bricks – more expensive but more robust than concrete – should be the surface of the future.

Another major innovation, for racing and the automobile industry in general, was crafted essentially out of desperation two years later. Ray Harroun and the Nordyke & Marmon team showed up for the inaugural Indianapolis 500 Mile Race with a single-seat car, the No. 32 "Wasp." All other teams had two-seat cars which allowed a riding mechanic to be on board and serve as a second set of eyes. The cry went up that Harroun couldn't see cars behind him, would therefore be a safety hazard when on track, and should be banned from racing.

Harroun and the team took a piece of mirror and framed it in steel, mounted it at the top of his range of vision, and the first-ever rear-view mirror was created.

Other "firsts" for racing that were perfected or came into being at IMS include the first use of a Pace Car (1911), what is believed to be the first mass rolling start of a race (1911), the first use of four-wheel hydraulic brakes (1921), the first installation of color warning lights (1935), the first mandatory use of helmets (1935) and the first use of crash-data recorders (1993).

As the 21st century dawned on the Speedway, arguably the greatest invention to protect drivers in a high-speed crash, the SAFER (Steel and Foam Energy Reduction) Barrier, was applied to the track's four turns, in May 2002.

The SAFER Barrier is constructed in 20-foot modules. Each module consists of five rectangular steel tubes, welded together, to form a unified element. The modules are connected with internal steel splices, and bundles of 2-inch-thick sheets of extruded, closed-cell polystyrene are placed between the concrete wall and the steel tubing modules.

The barrier was developed by the INDYCAR and the University of Nebraska-Lincoln's Midwest Roadside Safety Facility beginning in 1998. NASCAR joined in the development of the project in September 2000.

On Opening Day of the 2002 Indianapolis 500, the Speedway once again became the laboratory for real-life safety research and discovery. Robby McGehee became the first driver to hit the SAFER Barrier in practice. The severity of the crash could have resulted in serious consequences, but McGehee suffered only minor injuries. The barrier also was in place for the 2002 Brickyard 400 and United States Grand Prix, and every event since.

The SAFER Barrier was removed from the Speedway's walls in August 2004 to make way for a complete repaving of the oval. A second-generation version of the SAFER Barrier was installed in spring 2005.

A timeline of Indianapolis Motor Speedway safety innovations and improvements:

1911: Inaugural Indianapolis 500 winner Ray Harroun employs what is believed to have been the first rear-view mirror on his No. 32 Marmon "Wasp."



1911: Historians believe the 1911 Indianapolis 500 is the first time a pace car is used to bring the field to the green flag at a controlled speed, leading the pack for the first mass rolling start of a race.

1921: The Duesenberg Motor Company team, operated by Fred and Augie Duesenberg, introduces the use of four-wheel hydraulic brakes.



1925: Front-wheel drive is used at the Speedway for the first time on a privately owned Miller entry, driven by Dave Lewis and Bennett Hill, that finishes second.

Early 1930s: Magnetic particle inspection (Magnaflux) of key safety-related components, such as steering shafts, is implemented.

1935: The first installation of colored warning lights (green and yellow) completed at the Speedway in time for the 1935 Indianapolis 500.

1935: Helmets are made mandatory, a first for motor racing. They were not required in European grand prix racing until 1952.

1936: First mandatory driver's test is instituted, requiring that all new drivers show their skills at various speeds before they are allowed to practice for the "500." The Rookie Orientation Program continues in the same spirit today.

1936: Inside concrete wall removed and safety aprons substituted.

1938: Pit wall constructed to separate crews' work area from pit area, thus providing a safer working environment for crews during track activity.

1948: New emergency medical center constructed, expanded in 1972, and still in use today as the Clarian Emergency Medical Center with state-of-the-art trauma center equipment.

1957: Pit area is completely redesigned with safety in mind. A second wall is added, separating pit lane from the racing surface.

1959: All drivers required to wear fire-retardant uniforms, and roll bars are required on cars.

1964: New safety cable is installed on outer edge of entire track.

1965: Only methanol fuel – which is much less volatile than gasoline – is permitted in the Indianapolis 500. All cars are required to be equipped with a rupture-resistant fuel cell, and on-board fuel capacity is limited to 75 gallons. A minimum of two pit stops is required for each car (increased to three in 1968 and four in 1972).

1974: Onboard fuel capacity is reduced to a maximum of 40 gallons.

1979: "Packup" procedure established, whereby the Pace Car enters the track during cautions to regulate the speed of the field.



1991: Revolutionary energy-absorbing attenuator is added at pit entrance.

1993: Crash data recorders, developed by Delphi Automotive Systems, are placed in cars competing in the Indianapolis 500. This is the first application of this groundbreaking technology in motorsports.

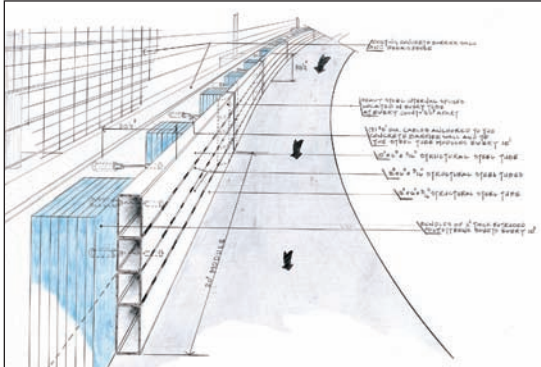
1993: New higher outside walls and larger, higher safety fences installed. New warning strips and warm-up lanes installed.

1998: First version of PEDS Barrier (Polyethylene Energy Dissipating System) installed inside exit of Turn 4 in time for the 82nd Indianapolis 500. The wall consisted of 5-foot-long, overlapping impact plates made of polyethylene. Each plate contained two cylinders made of the same material and measuring 16 inches in diameter.

1999: The second-generation PEDS Barrier, PEDS-2, is installed inside the exit of Turn 4, replacing the PEDS Barrier. PEDS-2 contains an additional, smaller, polyethylene cylinder inside the original PEDS cylinder to add strength to the system.

1999: Debris fence added in North Pits, separating pit lane from grandstands and enhancing fan safety. Additional debris fence added south along pit lane in 2001.

2001: Race Control Camera System installed.



2002: Revolutionary SAFER Barrier energy-absorbing system installed in oval's four turns, the first such installation in the world. The catch fence overhang is extended to approximately 5 ½ feet – the longest of any racetrack in the world.

2005: An updated version of the SAFER Barrier is installed around the Speedway following a comprehensive repaving of the 2.5-mile oval, pit lane and warm-up lanes in 2004.

• INDIANAPOLIS 500 FIRSTS •

- **First race:** Tuesday, May 30, 1911
- **First winner:** Ray Harroun (1911)
- **First two-time winner:** Tommy Milton (1921, 1923)
- **First three-time winner:** Louis Meyer (1928, 1933, 1936)
- **First four-time winner:** A. J. Foyt (1961, 1964, 1967, 1977)
- **First back-to-back winner:** Wilbur Shaw (1939, 1940)
- **First American-born winner:** Ray Harroun (1911)
- **First foreign-born winner:** Jules Goux, France (1913)
- **First winner in front-engine car:** Ray Harroun (1911)
- **First winner in rear-engine car:** Jim Clark (1965)
- **First winner from pole position:** Jimmy Murphy (1922)
- **First car number to win race:** 32 (1911, Ray Harroun)
- **First female starter:** Janet Guthrie (1977)
- **First African-American starter:** Willy T. Ribbs (1991)
- **First full-blooded Native American starter:** Cory Witherrill (2001)
- **First teenage starter:** Troy Ruttman, 19 (1949)
- **First 50-year-old starter:** Ralph Hepburn, 50 (1946)
- **First pole starter:** Lewis Strang (1911, determined by order of entry)
- **First pole winner:** Howdy Wilcox (1915, previous races' starting positions were either by order of entry in 1911-12 or draw in 1913-14)
- **First lap leader:** Johnny Aitken (1911, Laps 1-4)
- **First female lap leader:** Danica Patrick (2005)
- **First Rookie of the Year:** Art Cross (1952)
- **First female Rookie of the Year:** Lyn St. James (1992)
- **First father-son to start the race:** Father, Earl DeVore (1925, 27-28); Son, Billy DeVore (1937-41, 46, 48)
- **First father-son combination to start in the same race:** Al Unser, Al Unser Jr. (1983)
- **First father-son combination to be entered in the same race:** Jim McElreath, James McElreath (1977)
- **First brothers to compete in the same race:** Bill Endicott, Harry Endicott (1911)
- **First second-generation starter:** Peter DePaolo (1922), nephew of 1915 winner Ralph DePalma and 1915 starter John DePalma
- **First driver to complete the full 500 miles in less than six hours:** Ralph DePalma (1915), 5 hours, 33 minutes, 55.510 seconds
- **First driver to complete the full 500 miles in less than five hours:** Peter DePaolo (1925), 4 hours, 56 minutes, 39.460 seconds
- **First driver to complete the full 500 miles in less than four hours:** Lee Wallard (1951), 3 hours, 57 minutes, 38.050 seconds
- **First driver to complete the full 500 miles in less than three hours:** Bobby Rahal (1986), 2 hours, 55 minutes, 43.480 seconds
- **First driver to lead more than 100 laps:** Ralph DePalma (1912), led 196 of 200 laps
- **First driver to exceed 100 mph:** Howdy Wilcox, 100.01 mph (1919, qualifying)
- **First driver to exceed 150 mph:** Parnelli Jones, 150.729 mph (1962, qualifying)
- **First driver to exceed 200 mph:** Tom Sneva, 200.535 mph (1977, qualifying)
- **First race purse to exceed \$100,000:** 1946 (\$115,679)
- **First race purse to exceed \$1 million:** 1970 (\$1,000,002)
- **First race purse to exceed \$10 million:** 2002 (\$10,026,580)
- **First winner's purse to exceed \$100,000:** 1957, Sam Hanks (\$103,844)
- **First winner's purse to exceed \$1 million:** 1989, Emerson Fittipaldi (\$1,001,604)
- **First Pace Car:** Stoddard-Dayton (1911)
- **First Pace Car driver:** IMS co-owner Carl G. Fisher (1911)

• INDIANAPOLIS 500 DECADE BY DECADE •

	1910s	1920s	1930s	1940s	1950s	1960s
Number of Races	7	10	10	6	10	10
Number of Different Winners	7	9	8	5	9	8
Average Number of Starters	28.4	26.4	35.8	32.2	33.0	33.0
Average Running at Finish	13.7	12.7	13.7	13.0	16.3	11.9
Average Cars on Lead Lap	11.6	9.8	10.9	7.5	9.9	7.7
Average Race Speed	81.448	95.162	106.776	116.889	130.164	146.221
Average Pole Speed	100.123	110.463	120.080	128.849	140.975	159.267
Average Qualifying Speed	87.402	100.259	113.647	123.750	138.435	155.001
Average Margin of Victory	5:52.31	2:14.01	2:25.62	1:25.89	1:38.582	53.178

	1970s	1980s	1990s	2000s	2010s
Number of Races	10	10	10	10	1
Number of Different Winners	7	8	9	8	1
Average Number of Starters	33.2	33.0	33.2	33.0	33.0
Average Running at Finish	14.3	12.5	15.5	20.6	19.0
Average Cars on Lead Lap	3.1	2.0	4.4	11.3	14.0
Average Race Speed	157.764	156.067	154.797	153.084	161.623
Average Pole Speed	191.261	210.511	226.614	226.820	227.970
Average Qualifying Speed	183.523	202.911	220.934	223.157	224.974
Average Margin of Victory	49.993	18.106	3.903	2.169	Under Caution

HOW BIG?

The Indianapolis Motor Speedway infield covers 253 acres, a size that can be difficult to imagine. To put it into perspective, a number of the world's most-famous sporting facilities plus all of Vatican City can fit inside the massive IMS oval.

Now *that's* big.



Vatican City



Churchill Downs



Wimbledon Complex



Roman Colosseum



Yankee Stadium



Rose Bowl



Images: Google Maps

INDIANAPOLIS MOTOR SPEEDWAY SURFACE THROUGH THE YEARS

2004 Late Summer & Fall 2004: Entire 2.5-mile oval, pit lane and warm-up lanes resurfaced, following removal of approximately 2.5 inches of asphalt from the surface.

2002 March 2002: Entire surface, including bricks at start/finish line, made smoother by the process of "diamond grinding."

1995 Fall 1995: Entire 2.5-mile oval resurfaced, following removal of 5 inches from the surface, the first occasion on which all pre-existing surfaces no longer remained (with the exception of portions removed upon installation of tunnels).

1988 Summer 1988: Entire 2.5-mile oval resurfaced.

1976 Summer 1976: Entire 2.5-mile oval resurfaced with asphalt, the first complete resurfacing since fall of 1909.


1961 October 1961: Balance of brick on main straight covered with asphalt, leaving only the 3-foot strip at the start/finish line still of bricks.

1909 Fall 1909: 3.2 million street paving bricks laid onto the sand, separated on each side by approximately one-quarter of an inch and, after each section rolled and declared level, a mixture of equal parts of sand and Portland cement poured between each brick on all four sides for "fixing."

1909 Fall 1909: A 2-inch layer of sand placed on top of the existing damaged surface.


Spring & Summer 1909: Original surface of 2-inch layer of creek gravel, followed by 2 inches of crushed limestone topped by an application of taroid, followed by a half-inch coating of crushed stone chips mixed in with larger stones, followed by a second heavier coating of taroid and a top dressing of stone dust worked into the surface.





1932

THE RACE



1938

FIVE WINNERS, 42 ENTRIES IN 100TH ANNIVERSARY INDIANAPOLIS 500 FIELD

Five past winners and four IZOD IndyCar Series champions are among the drivers named to the 42 entries filed for the 2011 Indianapolis 500, scheduled for Sunday, May 29 at the Indianapolis Motor Speedway.

Eighty-three cars comprise the 42 entries, the most entries since 2002. It's the third consecutive year with at least 40 entries on the list. It's also the eighth consecutive year in which the number of entries has climbed or held steady.

Defending Indianapolis 500 winner Dario Franchitti (2007, 2010) leads the list of past winners, which also includes Helio Castroneves (2001-02, 2009), Buddy Rice (2004), Scott Dixon (2008) and Dan Wheldon (2005). Franchitti will attempt to become just the 10th driver to earn at least three Indianapolis 500 victories, while Castroneves is trying



Can Dario Franchitti raise another finger this May 29 with his third victory in the Indianapolis 500?

to become just the fourth four-time winner in the illustrious history of the race, joining A.J. Foyt, Al Unser and Rick Mears.

Series champions include Dixon (2003, 2008), Franchitti (2007, 2009, 2010), Tony Kanaan (2004) and Wheldon (2005).

The healthy entry list guarantees plenty of dramatic action on both qualifying days, Pole Day on Saturday, May 21 and Bump Day on Sunday, May 22.

The 2011 Indianapolis 500 is scheduled to start at noon (ET) Sunday, May 29 and will be broadcast live by ABC, the IMS Radio Network and XM 145/Sirius 212. Opening Day is scheduled for Saturday, May 14, which also will feature the 100th Anniversary Indianapolis 500 Celebration of Automobiles.

There is outstanding depth and quality in this year's field. Besides four past race winners and four series champions, 18 of the 35 drivers named to entries have won at least one race in either IZOD IndyCar Series or Champ Car World Series/CART competition.

Six drivers comprise a strong crop competing for Chase Rookie of the Year honors: IZOD IndyCar Series rookie regulars JR Hildebrand, James Hinchcliffe, James Jakes and Charlie Kimball, and Jay Howard and Pippa Mann.

Plenty of young talent that recently advanced through the Mazda Road to Indy ladder system also will be on display, as the field includes three of the last five Firestone Indy Lights champions – Howard (2006), Raphael Matos (2008) and Hildebrand (2009). Other recent Firestone Indy Lights graduates on the entry list include Marco Andretti, Ana Beatriz, Ed Carpenter, Kimball, Mann, Graham Rahal and Sebastian Saavedra.

Four women were among the drivers named to entries: 2005 Chase Rookie of the Year Danica Patrick, 2010 Chase Rookie of the Year Simona De Silvestro, Beatriz and Mann.

Andretti Autosport is involved in five entries, more than any other team. The team, which won the 2005 and 2007 Indianapolis 500, filed four entries and is co-entrant along with NASCAR legend Richard Petty on another entry.

WINNING BID OF \$225,000 SECURES DRIVE OF LIFETIME AT 2011 INDIANAPOLIS 500

Addison Brown will have one of the best seats in the house for the 100th Anniversary Indianapolis 500. Brown, from Scottsdale, Ariz., was the winning bidder at the Barrett-Jackson auction Saturday, Jan. 22 for the special-edition Chevrolet Camaro SS Convertible that will serve as the Official Pace Car for the 2011 Indianapolis 500. She has the opportunity to drive the car during a parade lap in front of the field of 33 starters shortly before the green flag flies at “The Most Important Race In History” on Sunday, May 29 at the Indianapolis Motor Speedway.

Chevrolet donated Brown’s winning bid of \$225,000 to the David Foster Foundation (<http://www.davidfosterfoundation.org>), a charity devoted to supporting families with children in need of life-saving organ transplants. David Foster, the 15-time Grammy-winning music producer and songwriter, founded the organization in his native Canada.

“I’m very excited,” Brown said. “Thank goodness I’ve been to Bob Bondurant’s school of racing and I am SCCA certified. So hopefully I’ll do it justice.

“It’s a beautiful car. I think Chevy does a great job with these Camaros. And it’s got a lot of horsepower, and I’m excited. It’s going to be one of the greatest experiences of my life.”

The commemorative-edition Pace Car that Brown won is one of the 50 Indianapolis 500 Festival Committee Cars.

A host of dignitaries and celebrities was on the review stand and encouraging bids when the Camaro Convertible Pace Car was auctioned at Barrett-Jackson in Scottsdale, Ariz., including two-time Indianapolis 500 winner Arie Luyendyk, Indianapolis Motor Speedway Corporation President and CEO Jeff Belskus and Foster. The auction was televised live on SPEED.

“It was just incredible that when you bring

together a company as powerful as Chevrolet and a force like the Indy 500 and the 100th Anniversary and my foundation, which I love and is so close to me,” Foster said. “Put those three forces together, and Arie Luyendyk, who came out to help us. I just want to say thanks to everybody, especially Chevrolet and Indy.

“That was one of the most exciting things I’ve ever done in my life. It’s like skydiving. It was really exciting.”

The 2011 Camaro Convertible is the 22nd Chevrolet and the seventh Camaro chosen to pace the Indianapolis 500. This year is the 100th anniversary of the race and also the centennial year of Chevrolet.

This year’s Pace Car and matching Festival cars feature a Summit White exterior accented with orange stripes and door graphics. The interior is trimmed in orange leather, including front seat headrests embossed with the Indy 500 logo, along with white door panels and instrument panel trim. The instrument panel trim features extensions of the orange exterior stripes.

The color combination is similar to the design used on 1969 Camaro Indianapolis 500 Pace Car replicas – cars which have become among the most popular Camaros in the collector world.

Equipped with a 400-horsepower V-8 engine and six-speed automatic transmission, the actual Pace Car for the race requires no performance modifications to perform its duty in front of the 33-car racing field. All 50 of the Festival Committees cars – including the car auctioned Jan. 22 – will be SS convertible models fitted with the 2SS equipment package and RS package.



2011 INDIANAPOLIS 500 TELEVISION AND RADIO SCHEDULE

ALL TIMES ET – SCHEDULES SUBJECT TO CHANGE

Television

<u>Date</u>	<u>Program</u>	<u>Air Time</u>	<u>Network</u>
May 10	Inside the IZOD IndyCar Series	4-5 p.m.	VERSUS
May 17	Inside the IZOD IndyCar Series	4-5 p.m.	VERSUS
May 21	Pole Day Qualifications	11 a.m.-2:30 p.m., 4:30-6:30 p.m.	VERSUS
May 22	Bump Day Qualifications	Noon-6:30 p.m.	VERSUS
May 24	Inside the IZOD IndyCar Series	4-5 p.m.	VERSUS
May 27	Firestone Freedom 100 Race, Miller Lite Carb Day	11 a.m.-4 p.m.	VERSUS
May 28	IPL 500 Festival Parade	5-6:30 p.m.	VERSUS
May 29	100th Anniversary Indianapolis 500	11 a.m.	ABC



IMS Radio Network, XM 145/Sirius 212

<u>Date</u>	<u>Program</u>	<u>Time</u>
May 17	“Indy Live” Talk Show	7-8 p.m.
May 19	“Indy Live” Talk Show	7-8 p.m.
May 20	Fast Friday Practice Coverage	5-6 p.m.
May 21	Pole Day Qualifications Coverage	11 a.m.-1 p.m., 4:30-6 p.m.
May 22	Bump Day Qualifications Coverage	Noon-1 p.m., 5-6 p.m.
May 24	“Indy Live” Talk Show	7-8 p.m.
May 26	“Indy Live” Talk Show	7-8 p.m.
May 27	Firestone Freedom 100 Race, Miller Lite Carb Day Recap	Noon-3 p.m.
May 29	100th Anniversary Indianapolis 500	11 a.m.-3:30 p.m.



• INDIANAPOLIS 500 FUN FACTS •

IMS Grounds Information:

- IMS total acreage: 1,025 (includes track, Brickyard Crossing Golf Course, “Coke Lot” and all parking lots)
- IMS infield: 253 acres
- Parking acreage: 750 acres
- 26 bridges, six tunnels
- 17 grandstands with a footprint of 22 acres; if the seat boards were laid end-to-end, they would stretch 99.5 miles

Food & Beverage Information (May 2010):

- Coca-Cola products: More than 20,000 gallons, which would fill two tanker trucks
- Miller Lite and other beer products: More than 13,000 gallons, which would fill one 24-foot swimming pool
- Indy Dogs: If laid end-to-end, would circle the 2.5-mile IMS oval more than two times
- Bratwurst: If laid end-to-end, would circle the 2.5-mile IMS oval more than one time
- Brickyard Burgers: More than 7,000 pounds, equal to the weight of five IZOD IndyCars
- Track fries: More than 20,000 pounds, equal to the weight of an elephant
- Chicken tenders: More than 2,000 pounds, equal to the weight of 18 Borg-Warner Trophies
- Ketchup: More than 475 gallons, which would fill 11 bathtubs
- Ice: More than 240,000 pounds

Food & Beverage Information (Race Day 2010):

- Not-for-profit group and third-party vendor workers on site: More than 1,000
- IMS concession stands: 61
- IMS Margarita/Bloody Mary bars: 28
- Draft beer locations: 2
- Third-party vendor food workers: More than 500
- Ice cream/frozen lemonade locations: 44
- Pretzel/fresh-squeezed lemonade locations: 35
- Jumbo turkey leg & BBQ pork locations: 16
- Ribeye steak & pork chop locations: 6
- Italian sausage & Philly cheese steak locations: 6
- Shish-kebab & fried rice locations: 6
- Elephant ear & funnel cake locations: 3

FRANCHITTI ENJOYS SECOND HELPINGS • WITH INDIANAPOLIS VICTORY •

In 1960, a wreath was placed around Jim Rathmann's neck in Victory Circle at the Indianapolis Motor Speedway to start another Indianapolis 500 tradition. Dario Franchitti, a motorsports historian, savors the heritage of the Speedway and soaks up the ceremony of the 500 Mile Race, which celebrates its centennial in 2011.

So the Scot especially has enjoyed the customs during his two trips to Victory Circle. Though both wins have come under caution, the swig of milk – a tradition started in 1936 – still tastes as sweet.

Franchitti handed Target Chip Ganassi Racing its fourth Indianapolis 500 victory in a dominating performance May 30, 2010 under a searing sun and worldwide spotlight – 45 years after his hero, Jim Clark, won at Indy.

"This tastes just as good the second time," said Franchitti, who in 2007 won the race shortened 34 laps because of rain. "To come back from a year away and win the championship and then win the Indy 500, it just means so much."

The No. 10 entry led 155 of the 200 laps, inheriting the point for the final time on Lap 192 when pole sitter Helio Castroneves ducked into the pits for a splash of 100 percent fuel-grade ethanol.

Dan Wheldon was reeling in reigning IZOD IndyCar Series champion Franchitti with three laps remaining, closing to 2.9 seconds when a half-lap behind the Nos. 37 and 24 cars of Ryan Hunter-Reay and Mike Conway touched wheels, sending Conway's



Target Chip Ganassi Racing owner Chip Ganassi, left, earned his fourth Indianapolis 500 victory when Dario Franchitti won in 2010.

car slamming into the catch fence between Turns 3 and 4. The yellow flag flew and Franchitti – with the Honda engine purring with only 1.6 gallons of fuel left – was able to basically coast to the twin checkered flags.

"Up until 10 laps to go, I was pretty relaxed," said Franchitti, who made his final pit stop on Lap 163. "Then all hell broke loose with fuel savings and all. I just needed to know what the other guys were doing. If they were saving more than me, they were doing something special here."

Seven different IZOD IndyCar Series teams were represented in the top 10. There were 13 lead changes and nine caution periods.

Wheldon, driving the No. 4 National Guard Panther Racing car, was the runner-up for the second year in a row. Panther has finished second for three consecutive years, including 2008 with Vitor Meira. After video review of the final lap incident and when the caution lights were activated, Marco Andretti was confirmed the third-place finisher, and Alex Lloyd advanced 22 positions to finish a career-high fourth.

Scott Dixon, the 2008 race winner, finished fifth and Danica Patrick, who provided Internet fodder a week earlier with comments relating to her qualifying result finished sixth after starting 23rd in the No. 7 GoDaddy.com car for Andretti Autosport.

If the final caution didn't interrupt the flow, Wheldon said he figured to have an opportunity to overtake Franchitti because he was saving fuel early on in the final stint, as he also pitted on Lap 163. Franchitti's team owner saw it another way.

“I don’t think he could have picked us off, but I think he could have passed us,” Chip Ganassi countered. “A lot of those guys are kicking themselves because they ended up with fuel left over at the end of the race. The worst thing you want to do is have some control over the fuel either with a switch or the ‘push to pass’ button.

“The worst thing you can do, and we’ve done it, is come up second in this race or third and have fuel in your tank that you didn’t use, you could have used more of it. But that’s this race. That’s what it’s like when you go into the last three laps or two laps and there’s a yellow, white flag and then there’s a yellow.”

Franchitti joins a list of two-time winners that includes Fittipaldi, Al Unser Jr. and Arie Luyendyk. Now he sets his sights on matching three-time winners Castroneves, Louis Meyer, Wilbur Shaw, Mauri Rose, Johnny Rutherford and Bobby Unser.

Castroneves, who last pitted on Lap 155, picked up the point when Dreyer & Reinbold Racing’s Justin Wilson came in for the final time on Lap 189. But his attempt to become the fourth four-time winner would have to wait until 2011.

Alex Tagliani of first-year entrant FAZZT Race Team finished 10th, and Tony Kanaan charged from the 33rd starting position to 11th.

OFFICIAL BOX SCORE

1700 IndyCar Series

Indianapolis 500 at Indianapolis Motor Speedway

Sunday, May 30, 2010

FP	SP	Car	Driver	Car Name	C/E/H/F	Laps	Comp.	Reason	Out	Prs.	Bonus	Total	Series	Designated	Total
											Prs.	Stand.	Awards	Awards	Awards
1	3	10	Dario Franchitti	Target Chip Ganassi Racing	D/H/F	200	200	Running	50	14	216	2	\$2,265,000	\$487,055	\$2,752,055
2	18	4	Dan Wheldon	National Guard Panther Racing	D/H/F	200	200	Running	40	4	142	9	1,000,000	7,305	1,007,305
3	16	26	Marco Andretti	Team Venom Energy	D/H/F	200	200	Running	35	4	134	10	625,000	5,505	630,505
4	26	19	Alex Lloyd	Boy Scouts of America	D/H/F	200	200	Running	32	3	95	17	425,000	305	425,305
5	6	9	Scott Dixon	Target Chip Ganassi Racing	D/H/F	200	200	Running	30	9	203	3	375,000	2,305	377,305
6	23	7	Danica Patrick	Team GoDaddy.com	D/H/F	200	200	Running	28	4	118	12	300,000	7,305	307,305
7	11	22	Iustin Wilson	Team Z-Line Designs/DRR	D/H/F	200	200	Running	26	4	167	6	300,000	12,255	312,255
8	2	12	Will Power	Verizon Team Penske	D/H/F	200	200	Running	24	13	227	1	350,000	35,805	385,805
9	1	3	Helio Castroneves	Team Penske	D/H/F	200	200	Running	22	15	199	4	375,000	170,655	545,655
10	5	77	Alex Tagliani	Bowers & Wilkins/Honda Edmonton Indy	D/H/F	200	200	Running	20	10	126	11	300,000	2,805	302,805
11	33	11	Tony Kanaan	Team 7-Eleven	D/H/F	200	200	Running	19	3	151	8	300,000	8,555	308,555
12	7	30	Graham Rahal	The Quick Trim/RLR Special	D/H/F	200	200	Running	18	8	73	22	250,000	1,805	251,805
13	27	34	Mario Romancini	Conquest Racing	D/H/F	200	200	Running	17	3	86	19	300,000	5,555	305,555
14	22	78	Simona de Silvestro	Team Stargate Worlds/HVM	D/H/F	200	200	Running	16	4	85	20	300,000	27,055	327,055
15	20	23	Tomas Scheckter	Monia Vie/DRR	D/H/F	199	199	Running	15	4	19	30	250,000	12,555	262,555
16	10	99	Townsend Bell	Herbalife Ganassi/Schmidt Racing	D/H/F	199	199	Running	14	4	18	31	250,000	1,805	251,805
17	8	20	Ed Carpenter	Panther/Vision/Fuzzy's Vodka	D/H/F	199	199	Running	13	7	20	29	250,000	305	250,305
18	17	37	Ryan Hunter-Reay	Team IZOD	D/H/F	198	198	Contact	12	4	175	5	300,000	2,305	302,305
19	15	24	Mike Conway	Dad's Root Beer/DRR	D/H/F	198	198	Contact	12	4	110	15	300,000	7,055	307,055
20	31	5	Takuma Sato	Lotus-KV Racing Technology	D/H/F	198	198	Running	12	3	73	23	300,000	2,055	302,055
21	21	25	Ana Beatriz	Ipiranga/DRR	D/H/F	196	196	Contact	12	4	33	27	250,000	305	250,305
22	24	36	Bernard Baguette	Conquest Racing RACB	D/H/F	183	183	Running	12	4	52	25	300,000	555	300,555
23	32	29	Sebastian Saavedra	William Rast/Bryan Herta Autosport	D/H/F	159	159	Contact	12	3	15	32	250,000	5,555	255,555
24	4	6	Ryan Briscoe	Team Penske	D/H/F	147	147	Contact	12	11	155	7	300,000	7,305	307,305
25	19	8	E.J. Vito	PDVSA-Jet Aviation-KV Racing Technology	D/H/F	139	139	Contact	10	4	84	21	300,000	1,805	301,805
26	29	67	Sarah Fisher	Dollar General/Sarah Fisher Racing	D/H/F	125	125	Contact	10	3	26	28	250,000	305	250,305
27	30	14	Vitor Meira	ABC Supply Co. A. J. Foyt Racing	D/H/F	105	105	Contact	10	3	114	13	300,000	305	300,305
28	9	06	Hideki Muroh	Formula Dream/Panasonic	D/H/F	76	76	Handling	10	6	88	18	300,000	15,305	315,305
29	12	2	Raphael Maros	HP de Ferran Dragon Racing	D/H/F	72	72	Contact	10	4	112	14	300,000	305	300,305
30	28	43	John Andretti	Team Window World	D/H/F	62	62	Contact	10	3	25	26	250,000	1,805	251,805
31	13	32	Mario Moraes	GEICO-Curb Records/KV Racing Technology	D/H/F	17	17	Contact	10	4	109	16	300,000	1,805	301,805
32	25	33	Bruno Junqueira	Bowers & Wilkins/TorcoUP	D/H/F	7	7	Contact	10	3	13	24	250,000	11,805	261,805
33	14	21	Davey Hamilton	HP de Ferran Dragon Racing	D/H/F	0	0	Contact	10	4	14	33	250,000	5,305	255,305

Other awards - to be determined

\$12,715,000 \$877,815 \$15,592,815

Time of Race: 3:05:37.0131 **Average Speed:** 161.623 mph **Margin of Victory:** Under Caution **Lead Changes:** 13 among 8 drivers **Caution Laps:** 9 for 44 laps
Fastest Lap: 2:25.090 mph (39.9840 sec) on Lap 15 by #12 - Will Power **Fastest Leader Lap:** 2:24.287 mph (40.1272 sec) on Lap 28 by #10 - Dario Franchitti

PEAK Performance Pole Award presented by AutoZone: #3 Helio Castroneves (227.970 mph, 2:37.9154)

All cars use Dallara Chassis, Honda Engines and Firestone Tires

Lap Leaders:		Lap Leader Summary:		Caution Flags:		Reason for Caution	
Laps	Car #	Driver	Times	Total	No	Laps	
1-30	10	Franchitti, Dario	6	155	1	1 to 4	Contact: Car 21 in Turn 2
31-35	12	Power, Will	1	15	2	8 to 11	Contact: Car 33 in Turn 2
36	10	Franchitti, Dario	1	11	3	39 to 42	Debris: on the Front Stretch
37-38	6	Briscoe, Ryan	1	5	4	65 to 70	Contact: Car 43 in Turn 2
39-108	10	Franchitti, Dario	2	5	5	73 to 78	Contact: Car 2 in Turn 1
109-113	23	Scheckter, Tomas	1	5	6	106 to 111	Contact: Car 14 in Back Stretch
114-142	10	Franchitti, Dario	1	3	7	148 to 155	Contact: Car 6 in Turn 4
143	26	Andretti, Marco	1	1	8	161 to 165	Contact: Car 29 in Turn 1
144-146	6	Briscoe, Ryan	1	1	9	200	Contact: Cars 24 & 37 in Turn 4
147-162	10	Franchitti, Dario					
163-177	24	Conway, Mike					
178-188	22	Wilson, Justin					
189-191	3	Castroneves, Helio					
192-200	10	Franchitti, Dario					

INDIANAPOLIS 500 QUALIFYING PROCEDURE

Here's a look at each of the two days of qualifying for 2011. Qualifying speeds will continue to be determined by the overall time and average speed for four laps around the historic 2.5-mile oval.

POLE DAY - Saturday, May 21:

Positions one through 24 in the 33-car field are available.

Format:

11 a.m.-4 p.m.: The top 24 spots in the 33-car field will be available through traditional four-lap attempts. Each car will have up to three attempts during this time. The times of the top nine drivers from this first segment of qualifying will be erased at 4 p.m., with all of those competitors guaranteed to start no worse than ninth in the Indianapolis 500.


4:30-6 p.m.: The Fast Nine then will be required to make at least one four-lap qualifying attempt, with optional attempts if time permits. Each driver's best run during the 90-minute session will set their position within the top nine spots on the starting grid. If inclement weather prevents the 90-minute shootout for the Fast Nine, their times from the opening session will determine starting positions.

BUMP DAY - Sunday, May 22:

Positions 25 through 33 are available.

Format:

The final nine spots in the field will be earned through traditional four-lap qualifying from Noon-6 p.m. Bumping will begin once 33 cars have qualified. The 33 fastest cars will start the 2011 Indianapolis 500.



INDIANAPOLIS 500 QUALIFYING PROCEDURE Q&A:

Q: What happens if weather washes out the Fast Nine Shootout before every driver gets a chance to make at least one attempt?

A: The position in the top nine starting spots for those nine drivers will be determined by their fastest runs during the 11 a.m.-4 p.m. segment.

Q: Can any drivers other than the Fast Nine make qualifying runs from 4:30-6 p.m. on Pole Day?

A: No.

Q: Must a driver in the Fast Nine withdraw their time from the mandatory attempt during the final segment if he or she chooses to make a second qualification attempt during that segment?

A: No.

Q: How will the qualifying draw for the Fast Nine Shootout be determined?

A: The driver with the fastest run during the 11 a.m.-4 p.m. segment will choose their position in the qualifying line at 4:10 p.m., followed by the second-fastest and so. The ninth-fastest driver will receive the final remaining slot in the line.

Q: Where does one of the Fast Nine drivers start if he or she can't complete a run in the completed shootout due to a crash or a mechanical problem?

A: All nine drivers who qualify for the Fast Nine Shootout based on their best runs from 11 a.m.-4 p.m. are guaranteed a starting spot in the top nine. The Shootout from 4:30-6 p.m. determines their position in the top nine. If they don't complete an attempt in the Shootout, they will start ninth. If two drivers don't complete an attempt in the Shootout due to a crash or mechanical, then they will start eighth and ninth, respectively, based on their best run from 11 a.m.-4 p.m.

Q: What happens if a driver crashes in the Fast Nine Shootout, and that car is destroyed? If that driver is forced to a backup car for the rest of the event, will he or she start ninth or 33rd?

A: All drivers who qualify are guaranteed a starting spot in the top nine on Race Day, even if they must change cars.

Q: What happens if Pole Day is rained out?

A: One day of qualifying would take place from noon-6 p.m. Sunday, May 22, with all 33 positions up for grabs. Each car would get the traditional three attempts that day. The pole shootout for the Fast Nine would not take place.

Q: What happens if Bump Day is rained out?

A: Qualifying would resume on the next available day for positions 25-33. There would be one attempt per car, which has been the procedure for a Bump Day rainout.


• FREQUENTLY ASKED QUESTIONS ABOUT THE INDIANAPOLIS 500 •

Q. In what year did the first Indianapolis 500 take place?

A. 1911. Ray Harroun won in the Marmon “Wasp.”

Q. Has the Indianapolis 500 been an annual event since 1911?

A. No. The race did not take place in 1917-18 and 1942-45 due to America’s involvement in the world wars.



Q. The Indianapolis 500 consists of how many laps?

A. 200.

Q. Why was the distance of 500 miles selected?

A. Having decided to dispense with multi-race programs and concentrate on one major race for 1911, Speedway leader Carl Fisher and his partners envisioned an event that would appeal to the public by lasting approximately seven hours between mid-morning and late afternoon. A distance of 500 miles was settled upon, and Ray Harroun won the first Indianapolis 500 in 1911 in six hours, 42 minutes and eight seconds.

Q. What is the distance of one lap around the oval?

A. 2.5 miles. The track has four distinct turns and straightaways, a layout unchanged since the facility opened in 1909. The front and back straightaways are 5/8th of a mile each, with the “short chute” straightaways between Turns 1 and 2 and Turns 3 and 4 at 1/8th of a mile each. Each of the four turns is 1/4th of a mile long.

Q. What is the degree of banking in the turns?

A. Each of the four turns on the oval is banked at exactly 9 degrees, 12 minutes, the same dimensions as when the track opened in 1909.

Q. Which driver has won the Indianapolis 500 the most times?

A. Three drivers have won the Indianapolis 500 four times each: A.J. Foyt (1961, 1964, 1967, 1977); Al Unser (1970, 1971, 1978, 1987) and Rick Mears (1979, 1984, 1988, 1991).




Q. Who is the youngest winner of the Indianapolis 500?

A. Troy Ruttman was 22 years, 80 days old when he won the 36th Indianapolis 500 on May 30, 1952.

Q. Who is the oldest winner of the Indianapolis 500?

A. Al Unser was 47 years, 360 days old when he won the 71st Indianapolis 500 on May 24, 1987.



Q. What is the name of the trophy presented to the winner of the race each year?

A. The Borg-Warner Trophy, which was commissioned in 1935 by the Borg-Warner Automotive Company. In 1936, Indianapolis 500 winner Louis Meyer was the first driver to receive the trophy.





Q. Why does the winner of the Indianapolis 500 drink milk in Victory Lane?

A. Three-time Indianapolis 500 winner Louis Meyer regularly drank buttermilk to refresh himself on a hot day and happened to drink some in Victory Lane as a matter of habit after winning the 1936 race. An executive with what was then the Milk Foundation was so elated when he saw the moment captured in a photograph in the sports section of his newspaper the following morning that he vowed to make sure it would be repeated in coming years. There was a period between 1947-55 when milk was apparently no longer offered, but the practice was revived in 1956 and has been a tradition ever since.



Q. Have women competed in the Indianapolis 500?

A. Seven women have raced in the Indianapolis 500: Janet Guthrie (1977-79), Lyn St. James (1992-97, 2000), Sarah Fisher (2000-04, 2007-10), Danica Patrick (2005-10), Milka Duno (2007-09), Ana Beatriz (2010) and Simona de Silvestro (2010).



Q. Have any rookies won the Indianapolis 500?

A. Yes. Eight drivers have won as Indianapolis 500 rookies: Ray Harroun (1911, inaugural race), Jules Goux (1913), Rene Thomas (1914), Frank Lockhart (1926), George Souders (1927), Graham Hill (1966), Juan Pablo Montoya (2000), Helio Castroneves (2001).

Q. Have there always been 33 cars in the starting field of the Indianapolis 500?

A. No. After 40 cars started in the inaugural race in 1911, the Contest Board of the American Automobile Association (AAA), the sanctioning body at the time, mandated a formula for limiting the size of a starting field according to the size of the track. It was determined that the safe distance between each car spread equally around a course would be 400 feet, thereby limiting the 2.5-mile Indianapolis Motor Speedway to 33 cars. Speedway President Carl Fisher, however, placed a limit of only 30 cars for the "500" between 1912 and 1914 and did not adopt AAA's 33 maximum until 1915. Although there had been numerous occasions between 1912 and 1928 when the field was not filled, the allowed number was increased during the Depression years to 40 cars between 1930 and 1932 (only 38 made it in 1930) and further to 42 in 1933. The maximum has been at 33 ever since 1934, although extenuating circumstances expanded the field to 35 starters in 1979 and 1997.

Q. What is the fastest official lap ever turned during the month of May?

A. 237.498 mph by Arie Luyendyk during qualifying May 12, 1996. Luyendyk turned a lap of 239.260 during practice May 10, 1996. It was the fastest unofficial lap ever at the Speedway, as practice laps are not official.

Q. Who was the first driver to turn an official lap of 200 mph during the month of May?

A. Tom Sneva, who turned 200.401 mph and 200.535 on Laps 1 and 2 of his qualifying run on May 14, 1977.

Q. Has any driver ever won the Indianapolis 500 three times in a row or more?

A. No. Five drivers have won the race two years in a row: Wilbur Shaw (1939-40), Mauri Rose (1947-48), Bill Vukovich (1953-54), Al Unser (1970-71) and Helio Castroneves (2001-02).

Q. Who was the first driver and team to earn \$1 million in one year for winning the Indianapolis 500?

A. Emerson Fittipaldi and Patrick Racing, whose winner's share was \$1,001,604 in 1989.



Q. Did the Indianapolis 500 always end when the winner and all cars saw the checkered flag?

A. No. Race officials allowed cars to run for a period of time after the winner received the checkered flag so cars could complete the full 500-mile distance. The time allowed varied. In 1964, there was a five-minute limit due to television. This continued until 1974, when the time allowed was only 3.5 minutes due to fans standing near the edge of the track. In 1975, it was determined that this procedure would end, but rain in 1975 and 1976 halted the race early. 1977 was the first year in which the race ended after all cars on the track received the checkered flag.

Q. Has any driver raced in the Indianapolis 500, Brickyard 400 and United States Grand Prix at Indianapolis during their career?

A. Yes, Juan Pablo Montoya and Jacques Villeneuve. Montoya won the 2000 Indianapolis 500 in his only start in that event, drove in the United States Grand Prix from 2001-06 and raced in the Brickyard 400 in 2007-10. Villeneuve raced in the Indianapolis 500 in 1994-95, winning in 1995, drove in the United States Grand Prix from 2000-03 and 2006, and raced in the Brickyard 400 in 2010. Thirteen drivers have raced in the Indianapolis 500 and Brickyard 400: John Andretti, Geoff Brabham, A.J. Foyt, Larry Foyt, Robby Gordon, Sam Hornish Jr., Jason Leffler, Montoya, Max Papis, Scott Pruett, Tony Stewart, Danny Sullivan and J.J. Yeley. Tomas Enge, Justin Wilson and Takuma Sato each have raced in the Indianapolis 500 and the United States Grand Prix at Indianapolis. Scott Speed has raced in the Brickyard 400 and the United States Grand Prix at Indianapolis.

• DID YOU KNOW... •

...that the 3.5-liter, 100 percent fuel-grade ethanol-powered engines of IZOD IndyCar Series cars produce more than 650 horsepower, nearly four times that of the average street car?

...that each of the eight pistons in an IZOD IndyCar Series engine travels nearly 1 mile up and down in the cylinder every minute?

...that each of the eight pistons in an IZOD IndyCar Series engine is subjected to a maximum acceleration of 70,000 times the force of gravity?

...that the fuel mileage of an IZOD IndyCar Series car is 3.3 miles per gallon on ovals? A car burns approximately three-quarters of a gallon of fuel per lap at the Indianapolis Motor Speedway.

...that an IZOD IndyCar Series car accelerates from 0 to 100 mph in less than three seconds, more than nine seconds quicker than it takes a production Porsche 911 Turbo street car to reach the same speed?

...that a 1,565-pound IZOD IndyCar Series car generates 5,000 pounds of downforce at 220 mph on an oval, enough to allow the car to run upside down if that speed is maintained?

...the tread depth of an IZOD IndyCar Series tire is $\frac{3}{32}$ nds of an inch – slightly thicker than a credit card?

...a front tire for the IZOD IndyCar Series weighs approximately 18 pounds - slightly less than the average weight of a 1-year-old child?

...at speed, the tread area of the racing tires approaches the temperature of boiling water (212 degrees Fahrenheit)? At those levels, the tread area actually becomes tar-like in consistency to help the tires and car adhere to the track.

...at any given moment on the racetrack, the total area of all four tires that is in contact with the track surface is equal to about 1 square foot? That means that an area not much bigger than a sheet of notebook paper is responsible for transferring all the technology and power generated by IZOD IndyCar Series cars into speeds exceeding 220 mph.

...at speeds of 220 mph, the front tires of an IZOD IndyCar Series car rotate at a rate of 43 times per second. That means, over the course of a single lap at Indianapolis Motor Speedway, the front tire will experience approximately 1,955 revolutions, and the rear tires will experience 1,800 revolutions. Considering a normal fuel stint is 30 laps or more at Indy, each tire could experience more than 60,000 revolutions before it is changed for a fresh set.

...that the draft (or the “hole” in the air) created by an IZOD IndyCar Series car extends 25 feet behind the car?

...that while traveling approximately 220 mph, IZOD IndyCar Series cars travel slightly more than the length of a football field every second?

... that, on an oval, IZOD IndyCar Series drivers endure G-forces equal to nearly four times the weight of gravity while going through turns? The space shuttle leaves the launching pad at Cape Canaveral with approximately the same force.

Sources: *INDYCAR Media Relations, INDYCAR Technical Department, IZOD IndyCar Series race teams, Firestone, Honda.*


• RACING FLAG COLORS AND MEANINGS •



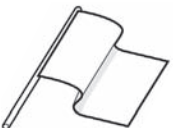
Checkered Flag:Signifies the end of the practice session, qualification attempt or race. The race leader is declared the winner.



Green Flag:Signals the start of the practice session, qualification attempt or race and all restarts after a caution or red-flag period.



Yellow Flag:The “caution flag,” signals hazardous conditions on the track, and cars must slow immediately, maintain position and yield to track safety vehicles until the green flag is displayed. During a qualification session, a qualification attempt is halted.



White Flag:..... Displayed when the leader starts the final lap of the race. During qualifications, signals that driver has started final lap of qualification attempt.



Royal Blue Flag with Diagonal Yellow Stripe:The “passing flag,” signals slower cars to yield to faster traffic.



Red Flag:Signals that the race stops immediately, regardless of position of cars on the track.



Black Flag:..... Directs a driver to proceed to the pits on the next lap and to consult with race officials.



Black Flag with White Cross: Officials have ceased scoring the car until with further notice.



Alternating Red and Yellow Stripping: Signals that oil, water or some other substance has made track surface slippery.

• GLOSSARY OF INDIANAPOLIS 500 TERMS •

ACCELEROMETER – Device in driver’s earpiece that measures force a driver’s head experiences in an impact.

ADHESION – The maintenance of contact between two touching objects. Adhesion refers to a static condition, whereas traction (also known as “grip”) refers to a moving condition.

AERODYNAMICS – As applied to racing, the study of the interaction between air and the resistance and pressures created by the passage of a moving car through the air.

AIR BOX – Opening in the engine cowl, immediately above and behind the driver’s head, which allows large volumes of air to enter the engine, providing the needed oxygen for fuel to ignite within the engine.



APRON – The paved (and usually flat) portion of a racetrack that separates the racing surface from the infield.

ATTENUATOR – A safety device made of carbon fiber and honeycombed aluminum mounted on the rear of the gearbox. Enhances driver protection by absorbing much of the force of a rear impact.

BANKING – The degree to which a track slopes from the apron up to the outside retaining wall. At Indianapolis, the banking in the turns is relatively flat, at 9 degrees, 12 minutes, compared to other tracks. Texas Motor Speedway, for instance, features 24-degree banking in the turns.

BITE – Adhesion of a tire to the track surface.

BLISTER – Bubbles on the surface of a tire created by overheating of the tread compound.

BUBBLE – The slowest car in the field of 33 is “on the bubble” during qualifying and will be removed from the field if a subsequent qualifier is faster.

BUCKEYE – External opening to the fuel cell. The fuel hose connects securely to the buckeye during refueling.

BUMP – When the slowest car in the qualified field of 33 is removed, or “bumped,” from the field by a faster car during qualifying.

CAMBER – Degree to which right-side tires lean in toward the car (from the top of the tire) and the left-side tires lean out. A useful tool to gain grip in corners by maximizing the amount of tire-to-track contact.

CAMSHAFT – A rotating shaft in the engine that opens and closes the engine’s intake and exhaust valves.

CARB DAY – The final on-track practice before Race Day each year during the Indianapolis 500, taking place on Friday of Race Week, two days before the race. The Miller Lite Carb Day schedule includes the Firestone Freedom 100 Firestone Indy Lights race and the Pit Stop Challenge. The term “Carb Day” was originated because in the past, this was the final day teams could make adjustments of their carburetors and other engine systems based on track performance. All IZOD IndyCar Series engines are fuel-injected today; carburetors have not been used since 1963.

CHASSIS – The central body of the car, including the driver’s compartment. Also referred to as the “tub.”

CHUTE – At Indianapolis, the “short chutes” are 1/8-mile straightaways located between the corners. The “south short chute” is located between Turns 1 and 2, and the “north short chute” is located between Turns 3 and 4.

COMPOUND – Tire compound refers to the chemical makeup of the rubber used in the Firestone Firehawk tires, which generally differ from track to track. The level of grip (or adhesion), durability and sidewall strength required varies from track to track, depending on factors such as the track surface, banking, length of race and angle of corners.

CONTACT PATCH – The portion of the tire that makes contact with the racing surface. Various chassis and tire adjustments can be made to maximize the contact patch.

CRANKSHAFT – The rotating shaft within the engine that is turned by the up-and-down motion of the pistons. The crankshaft transfers power to the flywheel, and in turn to the transmission. The crankshaft is housed within the crankcase, which is part of the engine block.



DIAPER – A blanket made from ballistic and absorbent material that surrounds part of the engine and serves as a containment device during accidents and engine malfunctions.

DIRTY AIR – Turbulent air, created by another car or group of cars, which negatively affects the handling characteristics of a following race car.

DISC – In brakes, the rotor, the part which revolves and against which brake linings are pressed during braking.

DISPLACEMENT – In an engine, the total volume of air-fuel mixture an engine theoretically is capable of drawing into all cylinders during one operating cycle.

DOWNFORCE – Creation of force through aerodynamics, which keeps the car stuck to the track. High-speed movement of air underneath the car creates a vacuum, while the wings on the car force it to stay on the ground, acting in a manner opposite to the wings on a jet airplane.

DRAFTING – See “Tow.”

DRAG – Aerodynamic forces that impede the free flow of air over or beneath a race car. Drag can be increased or decreased by teams based on a number of adjustments, primarily front and rear wings.

DYNO – Short for “dynamometer,” a static machine used to measure an engine’s horsepower output.

ENGINE BLOCK – An aluminum casting from the manufacturer that contains the crankshaft, connecting rods and pistons.

ETHANOL – Clear, liquid fuel produced from crops such as corn, grain sorghum, wheat, sugar and other agricultural feedstocks. Cars in the Indianapolis 500 use 100 percent fuel-grade ethanol.

FUEL CELL – The single, rupture-proof, 22-gallon cell that carries the ethanol powering the IZOD IndyCar Series car. The fuel cell is located directly behind the driver.

FUEL INJECTION -- A system replacing conventional carburetion that delivers fuel under pressure into the combustion chamber of the engine or airflow before entering the chamber.

GRIP – How well the tires maintain traction through contact with the racing surface.

GROOVE – Term for the fastest or most efficient way around the racetrack. Often most drivers will use the same groove around the racetrack, and that portion of the track will consequently appear darker in color than the rest of the track due to the buildup of tire rubber. Also known as the “line.”

HANDLING – A race car’s on-track performance, determined by factors such as tire and suspension setup, and other aerodynamic issues.

HAPPY HOUR – The final hour of each practice day during which many drivers attempt to post their fastest lap of the day, taking advantage of cooler conditions.

HORSEPOWER – The power of an engine measured in terms of a unit of power equal to 550 foot-pounds per second. The 3.5-liter IZOD IndyCar Series engines have an estimated 650 horsepower.

LINE – See “Groove.”

LOOSE – The rear of the car is unstable due to a lack of rear-tire grip caused by too much front downforce or not enough rear downforce. Also known as “oversteer.”

MARBLES – Excess rubber buildup above the groove on the track, the result of normal tire wear throughout the race.

NEUTRAL – Term used to describe the handling of the car when it is neither loose nor pushing (tight).

NOMEX – Trade name of DuPont, a fire-resistant fabric used in the manufacturing of protective clothing.

PIT STALL – The working area along pit lane assigned to each team during the race, in which the team changes tires, adds fuel and makes adjustments to the car. Each team is allocated a pit stall 13 feet wide and 47 feet long at the Indianapolis Motor Speedway.

POLE POSITION – The driver who is the fastest qualifier in pole qualifying sits on the “pole,” or first starting position of the race, which is on the inside of the front row. The term originates from horse racing. The horse that started on the inside was closest to the pole located inside the inner guardrail, and thus was on the “pole position.”

PROBE – Nozzle which is attached to fuel hose and connects securely to the buckeye during refueling.

PUSHING – The car does not want to turn in the corners due to a lack of tire grip. This can be caused by a lack of downforce on the front of the car or too much downforce on the rear of the car. Also known as “understeer” and “tight.”

REFRESHER TEST – Veterans without recent race experience sometimes are required by race officials to complete the final two speed phases of the Rookie Orientation Program – a “refresher test” – before they are allowed to participate in the Indianapolis 500.

REV LIMITER – Electronic/computer device in the engine controls that causes a controlled engine misfire if engine revolutions per minute (rpm) exceed the limit set by IZOD IndyCar Series rules. The legal rpm (or “rev”) limit is 10,300 rpm. The rev limiter is used primarily to control speeds, thereby increasing safety and controlling costs.

RIDE HEIGHT – The distance from the bottom of the chassis to the ground when a car is at speed. IZOD IndyCar Series rules stipulate that the ride height of the sides of a car should be 2 inches off the ground for all tracks.

ROOKIE – An Indianapolis 500 rookie is a driver who never has competed in the race. Therefore it is possible for a driver with prior IZOD IndyCar Series or other high-speed open-wheel experience to still be classified as an Indianapolis 500 rookie if that driver never has competed in “The Greatest Spectacle in Racing.”

ROP – Abbreviation for Rookie Orientation Program, the four-phase speed test that all Indianapolis 500 rookies must pass before they are permitted to participate in the event.

RPM – Abbreviation for revolutions per minute.



SAFER BARRIER – The Steel and Foam Energy Reduction (SAFER) Barrier, an energy-absorbing barrier system attached to the outside retaining walls in each of the four turns of the Indianapolis Motor Speedway. The energy-absorbing barrier, installed in May 2002, was constructed in 20-foot modules. Each module consisted of four rectangular steel tubes, welded together, to form a unified element. The modules are connected with four internal steel splices. Bundles of 2-inch-thick sheets of extruded, closed-cell polystyrene are placed between the concrete wall and the steel tubing modules every 10 feet. Six or seven sheets of polystyrene are used in each bundle, depending on the location on the module. The original SAFER Barrier was removed in August 2004 to repave the track, and an updated SAFER design was installed in spring 2005 with five rectangular steel tubes in each module.

SETUP – The aerodynamic and mechanical adjustments that can be made to a car to create the ideal balance between handling and speed.

SIDE POD – Bodywork on the side of the car covering the radiators and engine exhaust. Aids in engine cooling, car aerodynamics and driver protection in the event of a side impact.



SLICK – n. A treadless tire, used only on dry surfaces. Slicks provide maximum contact with the track surface, thereby enhancing grip. In wet conditions on road and street courses, treaded tires are used to dissipate the water build-up between the track and the tire surfaces in order to increase grip. adj. A track condition where a car's tires do not adhere to the surface. This could be for a variety of reasons, such as a lack of rubber on the surface (a "green track"), dirt on the track or high track temperatures.

STAGGER – Right-front and/or right-rear tire is larger in diameter than left-side tires in order to improve turning ability on ovals.

STICKER TIRES – Slang term for new tires, derived from the manufacturer stickers placed on each new tire.

SUPERSPEEDWAY – A racetrack of 1.5 mile or more in length.

SUSPENSION & WHEEL ENERGY MANAGEMENT SYSTEM (SWEMS) –

Wheel-restraint system using multiple restraints attached at multiple points to a car's chassis and suspension designed to minimize the possibilities of wheel assemblies becoming detached during high-speed accidents. The restraints are made of FIA-approved Zylon. This material, with its high-tensile properties and its wound construction (opposed to woven), has a breaking strength of 5 tons. INDYCAR introduced SWEMS in May 1999.

TELEMETRY – A radio device that relays information such as engine, tire, steering and throttle performance to team engineers in the

pits. The team can monitor both car and driver activity to ensure the car is performing properly. Also enhances driver safety by allowing the team to notice any developing mechanical problem the driver cannot foresee.

TIGHT – Also known as "understeer." A handling condition characterized by a lack of grip in the front tires. As the driver steers through a turn, the front wheels want to continue straight ahead.

TIRE COMPOUND – A formula based on rubber polymers, oils, carbon blacks and curatives used to create a tire. The varying lengths and banking of IZOD IndyCar Series tracks require different compounds.

TOE – Refers to the alignment of the front and rear tires. If tires point inward, the alignment is called "toe-in;" if outward, it is called "toe-out." Correct toe settings are essential in order to maximize grip, and generally change from track to track.

TOW – As a car moves around the track at 220 mph, it literally splits the air, some of which goes over the car, and some of which goes beneath. This lack of air behind the car creates a vacuum, which a trailing car may use to be pulled, or "towed," by the lead car. Also referred to as "drafting."

TUB – See "Chassis."


VICTORY LANE – The location of post-race celebration for the race winner. The Indianapolis 500 Victory Lane and post-race celebration was developed circa 1919 and took place at the south end of the main straightaway. It moved to its current location in 1971. Today, the circular Victory Podium is located in front of the Pagoda and is used for both pre- and post-race festivities.

WAVE OFF – The process by which a team forfeits a qualification attempt. A driver or team can "wave off" an attempt any time before the start of the fourth and final lap in the attempt. If the run is waved off before the car takes the green flag, it does not count as one of the three allowed attempts per day for that car. Once the green flag is waved to start the attempt, the run counts as one attempt, even if it's waved off.

WEIGHT JACKER – A hydraulic cylinder the driver uses to adjust car handling from the car's cockpit while racing. The cylinder compresses or extends springs, which transfers the car's weight distribution from one side of the car to the other, thereby adjusting the car's handling to the driver's liking.



WICKER BILL – A long, narrow, removable spoiler made of steel, aluminum or carbon fiber on the trailing edge of the front and rear wings which varies in height, creating downforce. Teams will use different sized wicker bills to create more or less downforce. The larger (higher) the wicker bill, the greater the downforce, and vice versa for smaller wicker bills.



STATISTICS



• INDIANAPOLIS 500 RACE WINNERS •

Year	SP	Car #	Driver	Car Name/Entrant Chassis/Engine	Qualify Speed	Race Time	Race Speed
1911	28	32	Ray Harroun	Nordyke & Marmon Marmon/Marmon	N/A	6:42:08.000	74.602
1912	7	8	Joe Dawson	National Motor Vehicle National/National	86.130	6:21:06.000	78.719
1913	7	16	Jules Goux	Peugeot Peugeot/Peugeot	86.030	6:35:05.000	75.933
1914	15	16	Rene Thomas	L. Delage Delage/Delage	94.540	6:03:45.000	82.474
1915	2	2	Ralph DePalma	Mercedes/E.C. Patterson Mercedes/Mercedes	98.580	5:33:55.510	89.840
1916	4	17	Dario Resta	Peugeot Auto Racing Peugeot/Peugeot	94.400	3:34:17.000	84.001 a
1919	2	3	Howdy Wilcox	Peugeot/Indpls Spdway Team Peugeot/Peugeot	100.010	5:40:42.870	88.050
1920	6	4	Gaston Chevrolet	Monroe/William Small Frontenac/Frontenac	91.550	5:38:32.000	88.618
1921	20	2	Tommy Milton	Frontenac/Louis Chevrolet Frontenac/Frontenac	93.050	5:34:44.650	89.621
1922	1	35	Jimmy Murphy	Jimmy Murphy Duesenberg/Miller	100.500	5:17:30.790	94.484
1923	1	1	Tommy Milton	H.C.S. Motor Miller/Miller	108.170	5:29:50.170	90.954
1924	21	15	L.L. Corum-J. Boyer	Duesenberg Duesenberg/Duesenberg	93.330	5:05:23.510	98.234
1925	2	12	Peter DePaolo	Duesenberg Duesenberg/Duesenberg	113.080	4:56:39.460	101.127
1926	20	15	Frank Lockhart	Miller/Peter Kreis Miller/Miller	95.780	4:10:14.950	95.904b
1927	22	32	George Souders	Duesenberg/William White Duesenberg/Duesenberg	111.550	5:07:33.080	97.545
1928	13	14	Louis Meyer	Miller/Alden Sampson II Miller/Miller	111.350	5:01:33.750	99.482
1929	6	2	Ray Keech	Simplex Piston Ring/Yagle Miller/Miller	114.900	5:07:25.420	97.585
1930	1	4	Billy Arnold	Miller-Hartz Summers/Miller	113.260	4:58:39.720	100.448
1931	13	23	Louis Schneider	Bowes Seal Fast/Schneider Stevens/Miller	107.210	5:10:27.930	96.629
1932	27	34	Fred Frame	Miller-Harry Hartz Wetteroth/Miller	113.850	4:48:03.790	104.144
1933	6	36	Louis Meyer	Tydol/Louis Meyer Miller/Miller	116.970	4:48:00.750	104.162
1934	10	7	Bill Cummings	Boyle Products/Henning Miller/Miller	116.110	4:46:05.200	104.863
1935	22	5	Kelly Petillo	Gilmore Speedway/Petillo Wetteroth/Offy	115.090	4:42:22.710	106.240
1936	28	8	Louis Meyer	Ring Free/Louis Meyer Stevens/Miller	114.170	4:35:03.390	109.069
1937	2	6	Wilbur Shaw	Shaw-Gilmore Shaw/Offy	122.790	4:24:07.800	113.580
1938	1	23	Floyd Roberts	Burd Piston Ring/Lou Moore Wetteroth/Miller	125.680	4:15:58.400	117.200
1939	3	2	Wilbur Shaw	Boyle Racing Headquarters Maserati/Maserati	128.970	4:20:47.390	115.035
1940	2	1	Wilbur Shaw	Boyle Racing Headquarters Maserati/Maserati	127.060	4:22:31.170	114.277

• INDIANAPOLIS 500 RACE WINNERS (cont.) •

Year	SP	Car #	Driver	Car Name/Entrant Chassis/Engine	Qualify Speed	Race Time	Race Speed
1941	17	16	F. Davis-M. Rose	Noc-Out Hose Clamp/Moore Wetteroth/Offy	121.100	4:20:36.240	115.117
1946	15	16	George Robson	Thorne Engineering Adams/Sparks	125.540	4:21:16.700	114.820
1947	3	27	Mauri Rose	Blue Crown Spark Plug/Moore Deidt/Offy	120.040	4:17:52.170	116.338
1948	3	3	Mauri Rose	Blue Crown Spark Plug/Moore Deidt/Offy	129.120	4:10:23.330	119.814
1949	4	7	Bill Holland	Blue Crown Spark Plug/Moore Deidt/Offy	128.670	4:07:15.970	121.327
1950	5	1	Johnnie Parsons	Wynn's Friction/Kurtis-Kraft Kurtis/Offy	132.040	2:46:55.970	124.002 c
1951	2	99	Lee Wallard	Murrell Belanger Kurtis/Offy	135.030	3:57:38.050	126.244
1952	7	98	Troy Ruttman	J.C. Agajanian Kuzma/Offy	135.360	3:52:41.880	128.922
1953	1	14	Bill Vukovich	Fuel Injection/Howard Keck KK500A/Offy	138.390	3:53:01.690	128.740
1954	19	14	Bill Vukovich	Fuel Injection/Howard Keck KK500A/Offy	138.470	3:49:17.270	130.840
1955	14	6	Bob Sweikert	John Zink KK500C/Offy	139.990	3:53:59.130	128.213
1956	1	8	Pat Flaherty	John Zink Watson/Offy	145.590	3:53:28.840	128.490
1957	13	9	Sam Hanks	Belond Exhaust/George Salih Salih/Offy	142.810	3:41:14.250	135.601
1958	7	1	Jimmy Bryan	Belond AP/George Salih Salih/Offy	144.180	3:44:13.800	133.791
1959	6	5	Rodger Ward	Leader Card 500 Roadster Watson/Offy	144.030	3:40:49.200	135.857
1960	2	4	Jim Rathmann	Ken-Paul Watson/Offy	146.370	3:36:11.360	138.767
1961	7	1	A.J. Foyt	Bowes Seal Fast/Bignotti Trevis/Offy	145.900	3:35:37.490	139.130
1962	2	3	Rodger Ward	Leader Card 500 Roadster Watson/Offy	149.370	3:33:50.330	140.293
1963	1	98	Parnelli Jones	J.C. Agajanian/Willard Battery Watson/Offy	151.150	3:29:35.400	143.137
1964	5	1	A.J. Foyt	Sheraton-Thompson/Ansted Watson/Offy	154.670	3:23:35.830	147.350
1965	2	82	Jim Clark	Lotus powered by Ford Lotus/Ford	160.720	3:19:05.340	150.686
1966	15	24	Graham Hill	American Red Ball/Mecom Lola/Ford	159.240	3:27:52.530	144.317
1967	4	14	A.J. Foyt	Sheraton-Thompson/Ansted Coyote/Ford	166.280	3:18:24.220	151.207
1968	3	3	Bobby Unser	Rislone/Leader Cards Eagle/Offy	169.500	3:16:13.760	152.882
1969	2	2	Mario Andretti	STP Oil Treatment Hawk/Ford	169.850	3:11:14.710	156.867
1970	1	2	Al Unser	Johnny Lightning/Parnelli Jones P.J. Colt/Ford	170.220	3:12:37.040	155.749
1971	5	1	Al Unser	Johnny Lightning/Parnelli Jones P.J. Colt/Ford	174.520	3:10:11.560	157.735
1972	3	66	Mark Donohue	Sunoco McLaren/Penske McLaren/Offy	191.400	3:04:05.540	162.962

• INDIANAPOLIS 500 RACE WINNERS (cont.) •

Year	SP	Car #	Driver	Car Name/Entrant Chassis/Engine	Qualify Speed	Race Time	Race Speed
1973	11	20	Gordon Johncock	STP Double Oil Filter/Patrick Eagle/Offy	192.550	2:05:26.590	159.036 d
1974	25	3	Johnny Rutherford	McLaren Cars McLaren/Offy	190.440	3:09:10.060	158.589
1975	3	48	Bobby Unser	Jorgensen/All American Racers Eagle/Offy	191.070	2:54:55.080	149.213 e
1976	1	2	Johnny Rutherford	Hy-Gain/McLaren McLaren/Offy	188.950	1:42:52.000	148.725 f
1977	4	14	A.J. Foyt	Gilmore Racing/A.J. Foyt Coyote/Foyt	194.560	3:05:57.160	161.331
1978	5	2	Al Unser	First National City/Chaparral Lola/Cosworth	196.470	3:05:54.990	161.363
1979	1	9	Rick Mears	The Gould Charge/Penske Penske/Cosworth	193.730	3:08:47.970	158.899
1980	1	4	Johnny Rutherford	Pennzoil/Chaparral Racing Chaparral/Cosworth	192.520	3:29:59.560	142.862
1981	1	3	Bobby Unser	The Norton Spirit/Penske Penske/Cosworth	200.540	3:35:41.780	139.084
1982	5	20	Gordon Johncock	STP Oil Treatment/Patrick Wildcat/Cosworth	201.880	3:05:09.140	162.029
1983	4	5	Tom Sneva	Texaco Star/Bignotti-Cotter March/Cosworth	203.680	3:05:03.066	162.117
1984	3	6	Rick Mears	Pennzoil Z-7/Penske March/Cosworth	207.840	3:03:21.660	163.612
1985	8	5	Danny Sullivan	Miller American/Penske March/Cosworth	210.290	3:16:06.069	152.982
1986	4	3	Bobby Rahal	Budweiser/Truesports March/Cosworth	213.550	2:55:43.480	170.722
1987	20	25	Al Unser	Cummins-Holset/Penske March/Cosworth	207.420	3:04:59.147	162.175
1988	1	5	Rick Mears	Pennzoil Z-7/Penske Penske/Chevy Indy V8	219.190	3:27:10.204	144.809
1989	3	20	Emerson Fittipaldi	Marlboro/Patrick Racing Penske/Chevy Indy V8	222.320	2:59:01.049	167.581
1990	3	30	Arie Luyendyk	Domino's Pizza/Shierson Lola/Chevy Indy V8	223.300	2:41:18.404	185.981 i
1991	1	3	Rick Mears	Marlboro Penske Chevy 91 Penske/Chevy Indy V8	224.113	2:50:00.791	176.457
1992	12	3	Al Unser Jr.	Valvoline Galmer '92 Galmer/Chevy Indy V8A	222.989	3:43:05.148	134.477
1993	9	4	Emerson Fittipaldi	Marlboro Penske Chevy '93 Penske/Chevy Indy V8C	220.150	3:10:49.860	157.207
1994	1	31	Al Unser Jr.	Marlboro Penske Mercedes Penske/Mercedes Benz	228.011	3:06:29.006	160.872
1995	5	27	Jacques Villeneuve	Player's LTD/Team Green Reynard/Ford Cosworth XB	228.397	3:15:17.561	153.616
1996	5	91	Buddy Lazier	Delta Faucet/Montana/Hemelgarn 95 Reynard/Ford Cosworth XB	231.468	3:22:45.753	147.956
1997	1	5	Arie Luyendyk	Wavephore/Sprint PCS/ Miller Lite/Provimi G Force/Aurora	218.263	3:25:43.388	145.827
1998	17	51	Eddie Cheever Jr	Rachel's Potato Chips Dallara/Aurora	217.334	3:26:40.524	145.155
1999	8	14	Kenny Brack	A.J. Foyt PowerTeam Racing Dallara/Aurora	222.659	3:15:51.182	153.176

◆ INDIANAPOLIS 500 RACE WINNERS (cont.) ◆

Year	SP	Car #	Driver	Car Name/Entrant Chassis/Engine	Qualify Speed	Race Time	Race Speed
2000	2	9	Juan Pablo Montoya	Target G Force Oldsmobile	223.372	2:58:59.431	167.607
2001	11	68	Helio Castroneves	Marlboro Team Penske Dallara/Oldsmobile	224.142	3:31:54.180	141.574
2002	13	3	Helio Castroneves	Marlboro Team Penske Dallara/Chevy	229.052	3:00:10.8714	166.499
2003	10	6	Gil de Ferran	Marlboro Team Penske G Force/Toyota	228.633	3:11:56.9891	156.291
2004	1	15	Buddy Rice	Rahal Letterman Racing Panoz G Force/Honda	222.024	3:14:55.2395	138.518 g
2005	16	26	Dan Wheldon	Andretti Green Racing Dallara/Honda	224.308	3:10:21.0769	157.603
2006	1	6	Sam Hornish Jr.	Marlboro Team Penske Dallara/Honda	228.985	3:10:58.7590	157.085
2007	3	27	Dario Franchitti	Andretti Green Racing Dallara/Honda	225.191	2:44:03.5608	151.774 h
2008	1	9	Scott Dixon	Target Chip Ganassi Racing Dallara/Honda	226.366	3:28:57.6792	143.567
2009	1	3	Helio Castroneves	Team Penske Dallara/Honda	224.864	3:19:34.6427	150.318
2010	3	10	Dario Franchitti	Target Chip Ganassi Racing Dallara/Honda	226.990	3:05:37.0131	161.623

Legend:

a – 1916, scheduled for 300 miles d – 1973, 332.5 miles (rain) g – 2004, 450 miles (rain)
 b – 1926, 400 miles (rain) e – 1975, 435 miles (rain) h – 2007, 415 miles (rain)
 c – 1950, 345 miles (rain) f – 1976, 255 miles (rain) i – Track record

Note:

The Indianapolis 500 was sanctioned by the American Automobile Association (AAA) from 1911-55 and by the United States Auto Club (USAC) from 1956-97. INDYCAR has served as sanctioning body from 1998-present.

◆ DRIVERS WITH MULTIPLE INDIANAPOLIS 500 WINS ◆

Three drivers with four wins:

A.J. Foyt 1961, 64, 67, 77
 Al Unser 1970-71, 78, 87
 Rick Mears 1979, 84, 88, 91

Six drivers with three wins:

Louis Meyer 1928, 33, 36
 Wilbur Shaw 1937, 39-40
 Mauri Rose 1941, 47-48
 Johnny Rutherford 1974, 76, 80
 Bobby Unser 1968, 75, 81
 Helio Castroneves 2001- 02, 09

Eight drivers with two wins:

Tommy Milton 1921, 23
 Bill Vukovich 1953-54
 Rodger Ward 1959, 62
 Gordon Johncock 1973, 82
 Emerson Fittipaldi 1989, 93
 Al Unser Jr. 1992, 94
 Arie Luyendyk 1990, 97
 Dario Franchitti 2007, 10

INDIANAPOLIS 500 WINNING CHIEF MECHANICS

Year	Winning Chief Mechanic	Year	Winning Chief Mechanic	Year	Winning Chief Mechanic
1911	Harry Goetz	1951	George Salih	1982	George Huening
1912	Harry Martin	1952	Clay Smith	1983	George Bignotti
1913	Emile Begin	1953	Frank Coon/Jim Travers	1984	Peter Parrott
1914	Robert Laly	1954	Frank Coon/Jim Travers	1985	Chuck Sprague
1915	Louis Fontaine	1955	A.J. Watson	1986	Steve Horne
1916	Robert Dahnke	1956	A.J. Watson	1987	Clive Howell
1919	Maurice Becker	1957	George Salih/ Howard Gilbert	1988	Peter Parrott
1920	Johnny Bresnahan			1989	Tom Anderson
1921	Henry Franck	1958	George Salih/ Howard Gilbert	1990	Michael Battersby
1922	Ernie Olson			1991	Richard Buck
1923	George Stiehl	1959	A.J. Watson	1992	Owen Snyder III
1924	John Starost	1960	Takeo "Chickie" Hirashima	1993	Rick Rinaman
1925	Augie Duesenberg/ H.C. "Cotton" Henning	1961	George Bignotti	1994	Richard Buck/ Clive Howell
1926	Jimmy Lee	1962	A.J. Watson	1995	Kyle Moyer
1927	Jean Marcenac	1963	Johnny Pouelsen	1996	Mark Shambarger
1928	Ted Plaisted	1964	George Bignotti	1997	Skip Faul
1929	Jean Marcenac	1965	David Lazenby	1998	Owen Snyder III
1930	William "Spider" Matlock	1966	George Bignotti	1999	Bill Spencer
1931	J.W. "Jigger" Johnson	1967	A.J. "Tony" Foyt Sr.	2000	Steve Gough
1932	Jerry Houck	1968	Jud Phillips	2001	Rick Rinaman
1933	Lawson Harris	1969	Clint Brawner/ Jim McGee	2002	Rick Rinaman
1934	Earl Unversaw	1970	George Bignotti	2003	Matt Jonsson
1935	Jimmie Dunham	1971	George Bignotti	2004	Ricardo Nault
1936	Lawson Harris	1972	Karl Kainhofer	2005	Mike Horvath
1937	J.W. "Jigger" Johnson	1973	George Bignotti	2006	Matt Jonsson
1938	Lou Moore	1974	Denis Daviss	2007	Jeff Grahm
1939	Robert T. Jackson	1975	Wayne Leary	2008	Ricky Davis
1940	H.C. "Cotton" Henning	1976	Denis Daviss	2009	Rick Rinaman
1941	Ed Shampay	1977	A.J. "Tony" Foyt Sr./ Jack Starne	2010	Kevin O'Donnell
1946	Eddie Offut				
1947	Lou Moore	1978	Hywel Absalom		
1948	Roscoe Ford	1979	Darrell Sophe		
1949	Charles Marant	1980	Steve Roby		
1950	Harry Stephens	1981	Laurie Gerrish		

• INDIANAPOLIS 500 WINNERS – BIRTHPLACES •

United States of America (72 victories among 48 different drivers from 20 states)

State (number of drivers-number of wins)

- Arizona (3-3)**Phoenix: Jimmy Bryan (1958), Eddie Cheever Jr. (1998), Buddy Rice (2004)
- Arkansas (1-1)**Texarkana: Parnelli Jones (1963)
- California (6-7)**San Francisco: Jimmy Murphy (1922)
 Los Angeles: Johnnie Parsons (1950), Bob Sweikert (1955), Jim Rathmann (1960)
 Fresno: Bill Vukovich (1953-54)
 Glendale: Pat Flaherty (1956)
- Colorado (2-4)**Colorado Springs: Bobby Unser (1968, 75, 81)
 Vail: Buddy Lazier (1996)
- Illinois (2-2)**Chicago: Billy Arnold (1930)
 Springfield: Floyd Davis (1941 co-winner)
- Indiana (7-9)**Odon: Joe Dawson (1912)
 Crawfordsville: Howdy Wilcox (1919)
 Jonesville: L.L. Corum (1924 co-winner)
 Lafayette: George Souders (1927)
 Indianapolis: Louis Schneider (1931), Bill Cummings (1934)
 Shelbyville: Wilbur Shaw (1937, 39-40)
- Kansas (3-9)**Beloit: Rodger Ward (1959, 62)
 Coffeyville: Johnny Rutherford (1974, 76, 80)
 Wichita: Rick Mears (1979, 84, 88, 91)
- Kentucky (1-1)**Louisville: Danny Sullivan (1985)
- Michigan (2-5)**Detroit: Joe Boyer (1924 co-winner)
 Hastings: Gordon Johncock (1973, 82)
- Minnesota (1-2)**St. Paul: Tommy Milton (1921, 23)
- New Hampshire (1-1)**Exeter: Fred Frame (1932)
- New Jersey (1-1)**Summit: Mark Donohue (1972)
- New Mexico (2-6)**Albuquerque: Al Unser (1970-71, 78, 87), Al Unser Jr. (1992, 94)
- New York (2-4)**Yonkers: Louis Meyer (1928, 33, 36)
 Schenectady: Lee Wallard (1951)
- North Dakota (1-1)**Jamestown: Floyd Roberts (1938)
- Ohio (5-7)**Columbus: Mauri Rose (1941 co-winner, 47-48), Sam Hanks (1957)
 Dayton: Frank Lockhart (1926)
 Defiance: Sam Hornish Jr. (2006)
 Medina: Bobby Rahal (1986)
- Oklahoma (1-1)**Mooreland: Troy Ruttman (1952)
- Pennsylvania (5-5)**Spartansburg: Ray Harroun (1911)
 Philadelphia: Peter DePaolo (1925), Kelly Petillo (1935), Bill Holland (1949)
 Coatesville: Ray Keech (1929)
- Texas (1-4)**Houston: A.J. Foyt (1961, 64, 67, 77)
- Washington (1-1)**Spokane: Tom Sneva (1983)

• INDIANAPOLIS 500 WINNERS – BIRTHPLACES •

International (24 victories among 19 drivers from 10 countries)

Country (number of drivers-number of wins)

- Australia (1-1)**.....Brisbane: Scott Dixon (2008)
- Brazil (2-5)**.....Sao Paulo: Emerson Fittipaldi (1989, 93), Helio Castroneves (2001-02, 09)
- Canada (1-1)**.....St. Jean de D'lberville, Quebec: Jacques Villeneuve (1995)
- Colombia (1-1)**.....Bogota: Juan Pablo Montoya (2000)
- England (3-3)**.....Newcastle-On-Tyne: George Robson (1946)
London: Graham Hill (1966)
Emberton: Dan Wheldon (2005)
- France (4-4)**.....Paris: Jules Goux (1913), Rene Thomas (1914), Gil de Ferran (2003)
Beaune: Gaston Chevrolet (1920)
- Italy (3-3)**.....Trois: Ralph DePalma (1915)
Milan: Dario Resta (1916)
Montona: Mario Andretti (1969)
- Netherlands (1-2)**.....Sommelsdyk: Arie Luyendyk (1990, 97)
- Scotland (2-3)**.....Kilmany: Jim Clark (1965)
Edinburgh: Dario Franchitti (2007, 10)
- Sweden (1-1)**.....Karlstad: Kenny Brack (1999)

Quick Facts, Records

- State/Country with most winning drivers:** Indiana – 7
- State/Country with most victories:** Indiana, Kansas – 9
- City with most winning drivers:** Los Angeles, Paris, Philadelphia, Phoenix – 3
- City with most victories:** Albuquerque – 6
- Last winner from the United States:** Sam Hornish Jr. (2006)
- Last international winner:** Dario Franchitti, Scotland (2010)

• INDIANAPOLIS 500 – AGES OF WINNERS •

22	
Joe Dawson	1912
Troy Ruttman	1952

23	
Frank Lockhart	1926
Louis Meyer	1928

24	
Billy Arnold	1930
Jacques Villeneuve	1995
Juan Pablo Montoya	2000

25	
L.L. Corum*	1924

26	
George Souders	1927
A.J. Foyt	1961
Helio Castroneves	2001
Dan Wheldon	2005
Sam Hornish Jr.	2006

27	
Gaston Chevrolet	1920
Tommy Milton	1921
Jimmy Murphy	1922
Peter DePaolo	1925
Bill Cummings	1934
Rick Mears	1979
Helio Castroneves	2002
Scott Dixon	2008

28	
Jules Goux	1913
Rene Thomas	1914
Louis Meyer	1933
Buddy Lazier	1996
Buddy Rice	2004

29	
Howdy Wilcox	1919
Tommy Milton	1923
Ray Keech	1929
Louis Schneider	1931
Bob Sweikert	1955
Parnelli Jones	1963
A.J. Foyt	1964
Jim Clark	1965
Mario Andretti	1969

30	
Pat Flaherty	1956
Al Unser Jr.	1992

31	
Kelly Petillo	1935
Louis Meyer	1936
Johnnie Parsons	1950
Jimmy Bryan	1958
Jim Rathmann	1960
Al Unser	1970

32	
Ray Harroun	1911
Ralph DePalma	1915
Dario Resta	1916
A.J. Foyt	1967
Al Unser	1971
Rick Mears	1984
Al Unser Jr.	1994

33	
Bobby Rahal	1986
Kenny Brack	1999

34	
Joe Boyer*	1924
Wilbur Shaw	1937
Floyd Roberts	1938
Bill Vukovich	1953
Bobby Unser	1968
Tom Sneva	1983
Dario Franchitti	2007
Helio Castroneves	2009

35	
Mauri Rose*	1941
Bill Vukovich	1954
Mark Donohue	1972
Danny Sullivan	1985
Gil de Ferran	2003

36	
Wilbur Shaw	1939
Floyd Davis*	1941
Gordon Johncock	1973
Johnny Rutherford	1974
Rick Mears	1988
Arie Luyendyk	1990

37	
Wilbur Shaw	1940
George Robson	1946
Graham Hill	1966
Dario Franchitti	2010

38	
Fred Frame	1932
Rodger Ward	1959
Johnny Rutherford	1976
Al Unser	1978

39	
Lee Wallard	1951
Rick Mears	1991

40	
Eddie Cheever Jr.	1998

41	
Mauri Rose	1947
Bill Holland	1949
Rodger Ward	1962
Bobby Unser	1975

42	
Mauri Rose	1948
Sam Hanks	1957
A.J. Foyt	1977
Johnny Rutherford	1980
Emerson Fittipaldi	1989

43	
Arie Luyendyk	1997

45	
Gordon Johncock	1982

46	
Emerson Fittipaldi	1993

47	
Bobby Unser	1981
Al Unser	1987

Quick Facts, Records

Youngest Winner: Troy Ruttman (1952) – 22 years, 80 days

Oldest Winner: Al Unser (1987) – 47 years, 360 days

* - Co-winner

• INDIANAPOLIS 500 – WINNING COMBINATIONS •

Starting Positions Of Winning Cars

1st	–	20	8th	–	2	15th	–	3	22nd	–	2	29th	–	0
2nd	–	11	9th	–	1	16th	–	1	23rd	–	0	30th	–	0
3rd	–	11	10th	–	2	17th	–	2	24th	–	0	31st	–	0
4th	–	6	11th	–	2	18th	–	0	25th	–	1	32nd	–	0
5th	–	7	12th	–	1	19th	–	1	26th	–	0	33rd	–	0
6th	–	4	13th	–	4	20th	–	3	27th	–	1			
7th	–	5	14th	–	1	21st	–	1	28th	–	2			

Winners From Pole Position – 20

1922	–	Jimmy Murphy	1970	–	Al Unser	1994	–	Al Unser Jr.
1923	–	Tommy Milton	1976	–	Johnny Rutherford	1997	–	Arie Luyendyk
1930	–	Billy Arnold	1979	–	Rick Mears	2004	–	Buddy Rice
1938	–	Floyd Roberts	1980	–	Johnny Rutherford	2006	–	Sam Hornish Jr.
1953	–	Bill Vukovich	1981	–	Bobby Unser	2008	–	Scott Dixon
1956	–	Pat Flaherty	1988	–	Rick Mears	2009	–	Helio Castroneves
1963	–	Parnelli Jones	1991	–	Rick Mears			

Rookie Winners – 8

1911	–	Ray Harroun	1926	–	Frank Lockhart	2000	–	Juan Pablo Montoya
1913	–	Jules Goux	1927	–	George Souders	2001	–	Helio Castroneves
1914	–	Rene Thomas	1966	–	Graham Hill			

• INDIANAPOLIS 500 – WINNING ENGINES •

Engine	Wins	Years
Offenhauser	27	1935, 37, 41, 47-64, 68, 72-76
Miller	12	1922-23, 26, 28-34, 36, 38
Cosworth	10	1978-87
Ford	8	1965-67, 69-71, 95-96
Chevy	7	1988-93, 2002
Honda	7	2004-10
Oldsmobile (incl. Aurora)	5	1997-2001
Peugeot	3	1913, 16, 19
Duesenberg	3	1924-25, 27
Frontenac	2	1920-21
Maserati	2	1939-40
Mercedes	2	1915, 94
Marmon	1	1911
National	1	1912
Delage	1	1914
Sparks	1	1946
Foyt	1	1977
Toyota	1	2003

•Number of wins with eight-cylinder engines: 55 (last victory: Dario Franchitti, 2010)

•Number of wins with six-cylinder engines: 2 (last victory: George Robson, 1946)

•Number of wins with four-cylinder engines: 37 (last victory: Johnny Rutherford, 1976)

BROKEN BARRIERS (10-MPH INCREMENTS) WINNER'S AVERAGE SPEED FOR 500 MILES

<u>Barrier</u>	<u>Winner, Engine (speed, year)</u>
70 mph	Ray Harroun, Marmon (74.602 mph, 1911)
80 mph	Rene Thomas, Delage (82.474 mph, 1914)
90 mph	Jimmy Murphy, Miller (94.484 mph, 1922)
100 mph	Peter DePaolo, Duesenberg (101.127 mph, 1925)
110 mph	Wilbur Shaw, Offenhauser (113.580 mph, 1937)
120 mph	Bill Holland, Offenhauser (121.327 mph, 1949)
130 mph	Bill Vukovich, Offenhauser (130.840 mph, 1954)
140 mph	Rodger Ward, Offenhauser (140.923 mph, 1962)
150 mph	Jim Clark, Ford (150.686 mph, 1965)
160 mph	Mark Donohue, Offenhauser (162.962 mph, 1972)
170 mph	Bobby Rahal, Cosworth (170.722 mph, 1986)
180 mph	Arie Luyendyk, Chevy Indy (185.981 mph, 1990)

INDIANAPOLIS 500 OFFICIAL QUALIFICATION RECORDS

<u>Laps</u>	<u>Miles</u>	<u>Time</u>	<u>Speed</u>	<u>Driver</u>	<u>Entrant Name</u>	<u>Year</u>
1	2.5	37.895	237.498	Arie Luyendyk	Byrd-Treadway Racing	1996
4	10	2:31.908	236.986	Arie Luyendyk	Byrd-Treadway Racing	1996

INDIANAPOLIS 500 RACE RECORDS

<u>Laps</u>	<u>Miles</u>	<u>Time</u>	<u>Speed</u>	<u>Driver</u>	<u>Entrant Name</u>	<u>Year</u>
1	2.5	41.3359	217.728	Tony Kanaan	Andretti Green Racing	2007
2	5	1:21.094	221.965	Tony Stewart	Team Menard	1996
4	10	2:43.771	219.819	Helio Castroneves	Marlboro Team Penske	2003
10	25	6:45.7841	221.703	Tony Kanaan	Andretti Green Racing	2005
20	50	13:36.011	220.585	Bruno Junqueira	Target Chip Ganassi Racing	2002
30	75	20:43.090	217.201	Bruno Junqueira	Target Chip Ganassi Racing	2002
40	100	29:07.621	205.994	Juan P. Montoya	Target/Chip Ganassi Racing	2000
50	125	36:13.626	207.027	Juan P. Montoya	Target/Chip Ganassi Racing	2000
60	150	43:27.421	207.101	Juan P. Montoya	Target/Chip Ganassi Racing	2000
70	175	55:57.915	187.616	Juan P. Montoya	Target/Chip Ganassi Racing	2000
80	200	1:05:01.827	184.529	Tony Kanaan	Mo Nunn Racing	2002
90	225	1:17:31.599	174.134	Bobby Rahal	Truesports Company	1986
100	250	1:25:06.356	176.251	Bobby Rahal	Truesports Company	1986
110	275	1:33:11.977	177.039	Emerson Fittipaldi	Penske Racing	1990
120	300	1:40:30.949	179.076	Bobby Rahal	Galles-Kraco Racing	1990
130	325	1:47:57.537	180.624	Emerson Fittipaldi	Penske Racing	1990
140	350	1:55:04.946	182.478	Bobby Rahal	Galles-Kraco Racing	1990
150	375	2:05:42.820	178.978	Bobby Rahal	Galles-Kraco Racing	1990
160	400	2:12:43.110	180.834	Bobby Rahal	Galles-Kraco Racing	1990
170	425	2:19:40.741	182.561	Arie Luyendyk	Douglas Shierson Racing	1990
180	450	2:27:20.907	183.239	Arie Luyendyk	Douglas Shierson Racing	1990
190	475	2:34:20.189	184.661	Arie Luyendyk	Douglas Shierson Racing	1990
200	500	2:41:18.404	185.981	Arie Luyendyk	Douglas Shierson Racing	1990

• INDIANAPOLIS 500 – DECADE BY DECADE •

	1910s	1920s	1930s	1940s	1950s	1960s	1970s	1980s	1990s	2000s	2010s
Number of Races	7	10	10	6	10	10	10	10	10	10	1
Number of Different Winners	7	9	8	5	9	8	7	8	9	8	1
Average Number of Starters	28.4	26.4	35.8	32.2	33.0	33.0	33.2	33.0	33.2	33.0	33.0
Average Running at Finish	13.7	12.7	13.7	13.0	16.3	11.9	14.3	12.5	15.5	20.6	20
Average on Lead Lap at Finish	11.6	9.8	10.9	7.5	9.9	7.7	3.1	2.0	4.4	11.3	14
Average Race Speed	81.448	95.162	106.776	116.889	130.164	146.221	157.764	156.067	154.797	153.084	161.623
Average Pole Speed	100.123	110.463	120.080	128.849	140.975	159.267	191.261	210.511	226.614	226.820	227.970
Average Qualifying Speed	87.402	100.259	113.647	123.750	138.435	155.001	183.523	202.911	220.934	223.157	224.974
Average Margin of Victory	5:52.31	2:14.01	2:25.62	1:25.89	1:38.582	53.178	49.993	18.106	3.903	2.169	0 (under caution)

INDIANAPOLIS 500 - ALL-TIME LAP LEADERS

Rank	Driver	Starts	Races Led	Laps Led	Race Wins
1	Al Unser	27	11	644	4
2	Ralph DePalma	10	6	612	1
3	Mario Andretti	29	11	556	1
4	A.J. Foyt	35	13	555	4
5	Wilbur Shaw	13	7	508	3
6	Emerson Fittipaldi	11	7	505	2
7	Parnelli Jones	7	5	492	1
8	Bill Vukovich	5	4	485	2
9	Bobby Unser	19	10	440	3
10	Michael Andretti	16	9	431	0
11	Rick Mears	15	9	429	4
12	Billy Arnold	5	3	410	1
13	Gordon Johncock	24	7	339	2
14	Louis Meyer	12	6	332	3
15	Jim Clark	5	4	298	1
16	Bill Holland	5	3	297	1
17	Johnny Rutherford	24	5	296	3
18	Rex Mays	12	9	266	0
19	Rodger Ward	15	4	261	2
20	Mauri Rose	16	7	256	3
21	Dario Franchitti	7	5	255	2
22	Dan Wheldon	8	4	234	1
23	Helio Castroneves	10	7	231	3
24	Scott Dixon	8	5	220	1
	Jimmy Murphy	5	3	220	1
26	Tommy Milton	8	2	218	2
27	Jimmy Bryan	9	3	216	1
28	Tony Kanaan	9	7	214	0
29	Tom Sneva	18	8	208	1
30	Frank Lockhart	2	2	205	1
31	Arie Luyendyk	17	8	188	2
32	Jimmy Snyder	5	3	181	0
33	Lee Wallard	4	2	178	1
34	Juan Pablo Montoya	1	1	167	1
35	Danny Sullivan	12	3	162	1
36	Howdy Wilcox	11	4	155	1
37	Jim Rathmann	14	6	153	1
	Tomas Scheckter	9	3	153	0
39	Peter DePaolo	7	3	148	1
40	Sam Hanks	13	3	140	1
	Dario Resta	3	2	140	1
42	Jules Goux	5	2	139	1
43	Gary Bettenhausen	21	1	138	0
	Pat Flaherty	5	2	138	1
	George Robson	3	1	138	1
46	Johnnie Parsons	10	2	131	1
47	Lloyd Ruby	18	5	126	0
48	Bobby Rahal	13	6	124	1
49	Earl Cooper	7	2	123	0
50	Tony Stewart	5	4	122	0
51	Joe Boyer	6	3	119	1
52	Greg Ray	8	4	116	0
53	Rene Thomas	4	2	114	1

INDIANAPOLIS 500 - ALL-TIME LAP LEADERS (cont.)

Rank	Driver	Starts	Races Led	Laps Led	Race Wins
54	Al Unser Jr.	19	8	110	2
55	Wally Dallenbach	13	4	108	0
	Kelly Petillo	9	2	108	1
57	Sam Hornish Jr.	8	4	107	1
58	Babe Stapp	12	4	106	0
	Fred Frame	8	3	106	1
60	Buddy Rice	5	2	99	1
61	Ted Horn	10	3	94	0
62	Bill Cummings	9	3	93	1
	Dave Lewis	4	2	93	0
64	Floyd Roberts	5	1	92	1
65	Eddie Cheever Jr.	14	3	89	1
	Kenny Brack	6	2	89	1
67	Ray Harroun	1	1	88	1
68	Bob Sweikert	5	1	86	1
69	David Bruce-Brown	2	1	81	0
70	Danny Ongais	11	4	79	0
71	Arthur Duray	1	1	77	0
72	Gil de Ferran	4	3	71	1
73	Buddy Lazier	16	3	70	1
	Jack McGrath	8	4	70	0
	Mark Donohue	5	3	70	1
76	Troy Ruttman	12	4	69	1
	Frank Brisko	12	1	69	0
78	Ralph Hepburn	15	3	68	0
	Leon Duray	8	3	68	0
80	George Souders	2	2	67	1
81	Eddie Sachs	8	3	66	0
82	Mauricio Gugelmin	2	1	59	0
83	Harry Hartz	6	4	57	0
84	Roberto Guerrero	15	3	56	0
85	Johnny Thomson	8	3	55	0
86	Robby Gordon	10	4	53	0
87	Joe Leonard	9	2	52	0
	Jeff Ward	7	2	52	0
	Bruno Junqueira	6	4	52	0
90	Deacon Litz	12	1	49	0
	Scott Goodyear	11	3	49	0
92	Pat O'Connor	5	2	46	0
	Davy Jones	5	1	46	0
	Ray Keech	2	1	46	1
95	Gil Anderson	6	2	44	0
96	Jimmy Gleason	4	1	43	0
97	Bob Burman	5	1	41	0
98	Jackie Stewart	2	1	40	0
99	John Paul Jr.	7	1	39	0
	Louis Schneider	6	1	39	1
101	Teo Fabi	8	2	37	0
102	Jim Hurtubise	10	3	36	0
	Bob Carey	1	1	36	0
104	Cliff Bergere	16	3	35	0
	Paul Russo	14	2	35	0

INDIANAPOLIS 500 - ALL-TIME LAP LEADERS (cont.)

Rank	Driver	Starts	Races Led	Laps Led	Race Wins
106	Bob Swanson	3	1	34	0
	Nigel Mansell	2	1	34	0
108	Tony Gulotta	13	1	33	0
	Bobby Marshman	4	1	33	0
110	Duke Nalon	10	2	32	0
	Art Cross	4	2	32	0
112	Marco Andretti	5	4	31	0
113	Phil Shafer	7	2	29	0
	Mark Dismore	7	1	29	0
115	Jimmy Vasser	8	3	26	0
116	Jimmy Davies	4	1	25	0
117	Tony Bettenhausen	14	1	24	0
118	Lou Moore	9	2	23	0
119	Jacques Villeneuve (1994-95)	2	2	22	1
120	Raul Boesel	13	3	21	0
121	Alessandro Zampedri	3	1	20	0
122	Danica Patrick	6	1	19	0
123	Johnny Boyd	12	1	18	0
	George Amick	1	1	18	0
125	Kevin Cogan	12	2	17	0
126	Jerry Grant	10	1	16	0
	Robbie Buhl	8	1	16	0
	Ryan Briscoe	5	2	16	0
129	Johnny Aitken	2	2	16	0
130	Vitor Meira	8	2	15	0
	Mike Conway	2	1	15	0
132	Ernie Triplett	5	1	14	0
	Gaston Chevrolet	2	1	14	1
134	Russ Snowberger	15	1	13	0
	Billy Boat	7	2	13	0
	Josele Garza	7	1	13	0
137	Felipe Giaffone	6	1	12	0
	Swede Savage	2	1	12	0
139	Justin Wilson	3	1	11	0
140	Ralph Mulford	10	1	10	0
	Alex Barron	5	2	10	0
	Graham Hill	3	1	10	1
143	Len Sutton	7	1	9	0
	Albert Guyot	5	1	9	0
	Eddie Rickenbacker	4	1	9	0
	Louis Chevrolet	4	1	9	0
	Josef Christiaens	2	1	9	0
	Dutch Baumann	1	1	9	0
149	Pancho Carter	17	2	8	0
	Jimmy Daywalt	8	1	8	0
	Jim Crawford	8	1	8	0
	Scott Pruett	4	1	8	0
153	Roger McCluskey	18	2	7	0
	Don Freeland	8	2	7	0
155	Ira Hall	5	1	6	0

• INDIANAPOLIS 500 - ALL-TIME LAP LEADERS (cont.) •

Rank	Driver	Starts	Races Led	Laps Led	Race Wins
156	Steve Krisiloff	11	1	5	0
	Jimmy Jackson	5	1	5	0
	Spencer Wishart	4	1	5	0
	Will Power	3	1	5	0
	Cecil Green	2	1	5	0
161	Mike Mosley	15	2	4	0
	Cliff Durant	6	1	4	0
	Buzz Calkins	6	1	4	0
	Sam Schmidt	3	1	4	0
	Fred Belcher	1	1	4	0
166	George Snider	22	2	3	0
	Scott Sharp	14	1	3	0
	Davey Hamilton	10	1	3	0
	Ed Carpenter	7	1	3	0
	Bryan Herta	5	1	3	0
	Adrian Fernandez	4	1	3	0
	Mario Moraes	3	1	3	0
173	John Andretti	11	1	2	0
	Dan Gurney	9	1	2	0
	Herb Ardinger	6	1	2	0
	Jaques Lazier	6	1	2	0
	Don Whittington	5	1	2	0
	Robby McGehee	5	1	2	0
	Teddy Tetzlaff	4	1	2	0
	Caleb Bragg	3	2	2	0
	Joe Dawson	3	1	2	1
	Paul Bost	3	1	2	0
	Tora Takagi	2	1	2	0
	Robert Evans	1	1	2	0
	Roger Rager	1	1	2	0
186	Scott Brayton	14	1	1	0
	Bill Vukovich II	12	1	1	0
	Fred Agabashian	11	1	1	0
	Stephan Gregoire	7	1	1	0
	Art Klein	5	1	1	0
	Roscoe Sarles	4	1	1	0
	Jack Brabham	4	1	1	0
	Jeff Simmons	4	1	1	0
	Jean Chassagne	3	1	1	0
	Bobby Allison	2	1	1	0
	Tim Richmond	2	1	1	0
	Gordon Smiley	2	1	1	0
	Howdy Wilcox II	1	1	1	0

INDIANAPOLIS 500 – MARGIN OF VICTORY

Year	Winner	Second place	Margin
1911	Ray Harroun	Ralph Mulford	1:43.00
1912	Joe Dawson	Teddy Tetzlaff	10:23.00
1913	Jules Goux	Spencer Wishart	13:08.40
1914	Rene Thomas	Arthur Duray	6:39.00
1915	Ralph DePalma	Dario Resta	3:29.43
1916	Dario Resta	Wilbur D'Alene	1:57.57 (sched. 300 miles)
1919	Howdy Wilcox	Eddie Hearne	3:46.17
1920	Gaston Chevrolet	Rene Thomas	6:19.60
1921	Tommy Milton	Roscoe Sarles	3:49.38
1922	Jimmy Murphy	Harry Hartz	3:13.60
1923	Tommy Milton	Harry Hartz	3:15.73
1924	L.L. Corum/Joe Boyer	Earl Cooper	1:23.57
1925	Peter DePaolo	Dave Lewis	53.69
1926	Frank Lockhart	Harry Hartz	Two laps, 35.54 (400 miles-Rain)
1927	George Souders	Earl DeVore	12:02.87
1928	Louis Meyer	Lou Moore	43.89
1929	Ray Keech	Louis Meyer	6:23.79
1930	Billy Arnold	Shorty Cantlon	7:17.36
1931	Louis Schneider	Fred Frame	43.19
1932	Fred Frame	Howdy Wilcox II	43.66
1933	Louis Meyer	Wilbur Shaw	6:41.89
1934	Bill Cummings	Mauri Rose	27.25
1935	Kelly Petillo	Wilbur Shaw	40.02
1936	Louis Meyer	Ted Horn	2:17.15
1937	Wilbur Shaw	Ralph Hepburn	2.16
1938	Floyd Roberts	Wilbur Shaw	3:35.27
1939	Wilbur Shaw	Jimmy Snyder	1:48.22
1940	Wilbur Shaw	Rex Mays	1:14.14 (Rain -- Laps 150-200 under caution)
1941	Floyd Davis/Mauri Rose	Rex Mays	1:29.95
1946	George Robson	Jimmy Jackson	44.04
1947	Mauri Rose	Bill Holland	32.12
1948	Mauri Rose	Bill Holland	1:24.07
1949	Bill Holland	Johnnie Parsons	3:11.00
1950	Johnnie Parsons	Bill Holland	38.00 (345 miles-Rain)
1951	Lee Wallard	Mike Nazaruk	1:47.26
1952	Troy Ruttman	Jim Rathmann	4:02.36
1953	Bill Vukovich	Art Cross	3:30.87
1954	Bill Vukovich	Jimmy Bryan	1:09.99
1955	Bob Sweikert	Tony Bettenhausen	2:43.98
1956	Pat Flaherty	Sam Hanks	20.46
1957	Sam Hanks	Jim Rathmann	21.40
1958	Jimmy Bryan	George Amick	27.65
1959	Rodger Ward	Jim Rathmann	23.27
1960	Jim Rathmann	Rodger Ward	12.67
1961	A.J. Foyt	Eddie Sachs	8.28
1962	Rodger Ward	Len Sutton	11.52
1963	Parnelli Jones	Jim Clark	33.84
1964	A.J. Foyt	Rodger Ward	1:24.35
1965	Jim Clark	Parnelli Jones	1:59.98
1966	Graham Hill	Jim Clark	41.13
1967	A.J. Foyt	Al Unser	No Time (Red flag -- Lap 200)
1968	Bobby Unser	Dan Gurney	53.81

• INDIANAPOLIS 500 – MARGIN OF VICTORY (cont.) •

Year	Winner	Second place	Margin
1969	Mario Andretti	Dan Gurney	1:53.02
1970	Al Unser	Mark Donohue	32.19
1971	Al Unser	Peter Revson	22.48
1972	Mark Donohue	Al Unser	3:10.55
1973	Gordon Johncock	Bill Vukovich II	1:24.91 (332.5 miles-Rain)
1974	Johnny Rutherford	Bobby Unser	22.32
1975	Bobby Unser	Johnny Rutherford	1:04.00 (435 miles-Rain)
1976	Johnny Rutherford	A.J. Foyt	15.36 (255 miles-Rain)
1977	A.J. Foyt	Tom Sneva	28.63
1978	Al Unser	Tom Sneva	8.09
1979	Rick Mears	A.J. Foyt	45.69
1980	Johnny Rutherford	Tom Sneva	29.92
1981	Bobby Unser	Mario Andretti	5.18
1982	Gordon Johncock	Rick Mears	.16
1983	Tom Sneva	Al Unser	11.174
1984	Rick Mears	Roberto Guerrero	Two laps
1985	Danny Sullivan	Mario Andretti	2.477
1986	Bobby Rahal	Kevin Cogan	1.441
1987	Al Unser	Roberto Guerrero	4.496
1988	Rick Mears	Emerson Fittipaldi	7.076 (under caution)
1989	Emerson Fittipaldi	Al Unser Jr.	Two laps (under caution)
1990	Arie Luyendyk	Bobby Rahal	10.878
1991	Rick Mears	Michael Andretti	3.149
1992	Al Unser Jr.	Scott Goodyear	.043
1993	Emerson Fittipaldi	Arie Luyendyk	2.862
1994	Al Unser Jr.	Jacques Villeneuve	8.600
1995	Jacques Villeneuve	Christian Fittipaldi	2.481
1996	Buddy Lazier	Davy Jones	.695
1997	Arie Luyendyk	Scott Goodyear	.570
1998	Eddie Cheever Jr.	Buddy Lazier	3.191
1999	Kenny Brack	Jeff Ward	6.562
2000	Juan P. Montoya	Buddy Lazier	7.184
2001	Helio Castroneves	Gil de Ferran	1.7373
2002	Helio Castroneves	Paul Tracy	No time - under caution
2003	Gil de Ferran	Helio Castroneves	.2990
2004	Buddy Rice	Tony Kanaan	No time - under caution (450 Miles-Rain)
2005	Dan Wheldon	Vitor Meira	No time – under caution
2006	Sam Hornish Jr.	Marco Andretti	.0635
2007	Dario Franchitti	Scott Dixon	No time – under caution (415 Miles-Rain)
2008	Scott Dixon	Vitor Meira	1.7498
2009	Helio Castroneves	Dan Wheldon	1.9819
2010	Dario Franchitti	Dan Wheldon	No time – under caution

Top Five Closest Margins of Victory

1992	.043 of a second	Al Unser Jr. over Scott Goodyear
2006	.0635 of a second	Sam Hornish Jr. over Marco Andretti
1982	.16 of a second	Gordon Johncock over Rick Mears
2003	.2990 of a second	Gil de Ferran over Helio Castroneves
1997	.570 of a second	Arie Luyendyk over Scott Goodyear

Quick Facts, Records

- **Largest margin of victory:** Jules Goux (1913) over Spencer Wishart by 13 minutes, 8.40 seconds
- **Most runner-up finishes:** 3 - Harry Hartz (1922-23, 26), Wilbur Shaw (1933, 35, 38), Bill Holland (1947-48, 50), Jim Rathmann (1952, 57, 59), Al Unser (1967, 72, 83), Tom Sneva (1977-78, 80)
- **Most runner-up finishes without a victory:** 3 - Harry Hartz (1922-23, 26)

• INDIANAPOLIS 500 - FASTEST RACE LAP (1951-2010) •

Year	Car #	Driver	Lap #	Lap Time	Speed
1951	99	Lee Wallard	23	1:07.26	133.809
1952	26	Bill Vukovich	8	1:06.60	135.135
1953	14	Bill Vukovich	27	1:06.24	135.870
1954	2	Jack McGrath	29	1:04.04	140.537
1955	4	Bill Vukovich	27	1:03.67	141.354
1956	29	Paul Russo	19	1:02.32	141.416
1957	26	Jim Rathmann	127	1:02.75	143.426
1958	33	Tony Bettenhausen	55	1:02.37	144.300
1959	3	Johnny Thomson	64	1:01.89	145.419
1960	4	Jim Rathmann	4	1:01.59	146.128
1961	52	Troy Ruttman	91	1:00.98	147.589
1962	98	Parnelli Jones	56	1:00.69	148.295
1963	98	Parnelli Jones	114	59.39	151.541
1964	51	Bobby Marshman	15	57.09	157.646
1965	1	A.J. Foyt	2	57.14	157.508
1966	19	Jimmy Clark	18	56.54	159.179
1967	40	Parnelli Jones	6	54.57	164.926
1968	25	Lloyd Ruby	94	53.36	168.666
1969	82	Roger McCluskey	20	54.05	166.512
1970	15	Joe Leonard	50	53.64	167.785
1971	66	Mark Donohue	66	51.44	174.961
1972	66	Mark Donohue	150	47.99	187.539
1973	3	Roger McCluskey	55	48.15	186.916
1974	40	Wally Dallenbach	2	47.02	191.408
1975	20	Gordon Johncock	2	48.10	187.110
1976	14	A.J. Foyt	2	48.38	186.027
1977	25	Danny Ongais	42	46.71	192.678
1978	7	Mario Andretti	75	46.41	193.924
1979	36	Mike Mosley	184	46.58	193.216
1980	4	Johnny Rutherford	149	47.35	190.074
1981	20	Gordon Johncock	159	45.70	196.937
1982	1	Rick Mears	122	44.88	200.535
1983	33	Teo Fabi	3	45.568	197.507
1984	20	Gordon Johncock	52	43.942	204.815
1985	1	Rick Mears	14	43.916	204.937
1986	3	Bobby Rahal	200	43.031	209.152
1987	4	Roberto Guerrero	57	43.900	205.011
1988	5	Rick Mears	166	42.956	209.517
1989	20	Emerson Fittipaldi	85	40.455	222.469
1990	1	Emerson Fittipaldi	91	40.436	222.574
	30	Arie Luyendyk	162	40.436	222.574
1991	1	Arie Luyendyk	109	40.508	222.178
1992	1	Michael Andretti	166	39.281	229.118
1993	4	Emerson Fittipaldi	198	41.898	214.867
1994	2	Emerson Fittipaldi	121	40.783	220.680
1995	24	Scott Goodyear	179	40.177	224.009
1996	3	Eddie Cheever Jr.	78	38.119	236.103
1997	2	Tony Stewart	105	41.739	215.626
1998	1	Tony Stewart	19	41.910	214.746
1999	2	Greg Ray	101	41.118	218.882
2000	91	Buddy Lazier	198	41.191	218.494
2001	4	Sam Hornish Jr.	130	40.941	219.830
2002	52	Tomas Scheckter	20	39.735	226.499

• INDIANAPOLIS 500 - FASTEST RACE LAP (1951-2010) (cont.) •

Year	Car #	Driver	Lap #	Lap Time	Speed
2003	11	Tony Kanaan	100	39.269	229.188
2004	17	Vitor Meira	173	41.209	218.401
2005	11	Tony Kanaan	167	39.456	228.102
2006	9	Scott Dixon	41	40.678	221.251
2007	11	Tony Kanaan	18	40.283	223.420
2008	26	Marco Andretti	161	40.172	224.037
2009	10	Dario Franchitti	187	40.533	222.044
2010	12	Will Power	15	39.984	225.090

• INDIANAPOLIS 500 – TOTAL PURSE & WINNER'S SHARE •

Year	Total Purse	Winner	Earnings
1911	\$27,550	Ray Harroun	\$14,250
1912	52,225	Joe Dawson	20,000
1913	55,875	Jules Goux	20,000
1914	51,675	Rene Thomas	20,000
1915	51,200	Ralph DePalma	20,000
1916	31,350	Dario Resta	12,000
1919	55,275	Howdy Wilcox	20,000
1920	93,550	Gaston Chevrolet	21,400
1921	86,850	Tommy Milton	26,400
1922	70,575	Jimmy Murphy	26,200
1923	83,425	Tommy Milton	28,500
1924	86,850	L.L. Corum/Joe Boyer	20,050
1925	87,750	Peter DePaolo	28,800
1926	88,100	Frank Lockhart	35,600
1927	89,850	George Souders	30,625
1928	90,750	Louis Meyer	28,250
1929	95,150	Ray Keech	31,950
1930	96,250	Billy Arnold	36,900
1931	81,800	Louis Schneider	29,500
1932	93,900	Fred Frame	31,050
1933	54,450	Louis Meyer	18,000
1934	83,775	Bill Cummings	29,725
1935	78,575	Kelly Petillo	30,600
1936	82,525	Louis Meyer	31,300
1937	92,135	Wilbur Shaw	35,075
1938	91,075	Floyd Roberts	32,075
1939	87,050	Wilbur Shaw	27,375
1940	85,525	Wilbur Shaw	30,725
1941	90,925	Floyd Davis/Mauri Rose	29,200
1946	115,450	George Robson	42,350
1947	137,425	Mauri Rose	33,425
1948	171,075	Mauri Rose	42,800
1949	179,050	Bill Holland	51,575
1950	201,035	Johnnie Parsons	57,458
1951	207,650	Lee Wallard	63,612
1952	230,100	Troy Ruttman	61,743
1953	246,300	Bill Vukovich	89,496
1954	269,375	Bill Vukovich	74,934
1955	270,400	Bob Sweikert	76,138
1956	282,052	Pat Flaherty	93,819
1957	300,252	Sam Hanks	103,844
1958	305,217	Jimmy Bryan	105,574
1959	338,100	Rodger Ward	106,850
1960	369,150	Jim Rathmann	110,000

▶ INDIANAPOLIS 500 – TOTAL PURSE & WINNER'S SHARE (cont.) ◀

Year	Total Purse	Winner	Earnings
1961	400,000	A.J. Foyt	117,975
1962	426,152	Rodger Ward	125,015
1963	494,030	Parnelli Jones	148,513
1964	506,575	A.J. Foyt	153,650
1965	628,399	Jim Clark	166,621
1966	691,808	Graham Hill	156,297
1967	734,834	A.J. Foyt	171,527
1968	712,269	Bobby Unser	175,139
1969	805,127	Mario Andretti	206,727
1970	1,000,002	Al Unser	271,697
1971	1,001,604	Al Unser	238,454
1972	1,011,845	Mark Donohue	218,767
1973	1,006,105	Gordon Johncock	236,022
1974	1,015,686	Johnny Rutherford	245,031
1975	1,001,321	Bobby Unser	214,031
1976	1,037,776	Johnny Rutherford	255,321
1977	1,116,807	A.J. Foyt	259,791
1978	1,145,225	Al Unser	290,363
1979	1,271,954	Rick Mears	270,401
1980	1,503,225	Johnny Rutherford	318,819
1981	1,605,375	Bobby Unser	299,124
1982	2,067,475	Gordon Johncock	290,609
1983	2,411,450	Tom Sneva	385,886
1984	2,795,899	Rick Mears	434,060
1985	3,271,025	Danny Sullivan	517,662
1986	4,001,450	Bobby Rahal	581,062
1987	4,490,375	Al Unser	526,762
1988	5,025,400	Rick Mears	809,853
1989	5,723,725	Emerson Fittipaldi	1,001,604
1990	6,325,803	Arie Luyendyk	1,090,940
1991	7,009,150	Rick Mears	1,219,704
1992	7,527,450	Al Unser Jr.	1,244,184
1993	7,681,300	Emerson Fittipaldi	1,155,304
1994	7,864,800	Al Unser Jr.	1,373,813
1995	8,063,550	Jacques Villeneuve	1,312,019
1996	8,114,600	Buddy Lazier	1,367,854
1997	8,612,450	Arie Luyendyk	1,568,150
1998	8,722,150	Eddie Cheever Jr.	1,433,000
1999	9,047,150	Kenny Brack	1,465,190
2000	9,476,505	Juan Pablo Montoya	1,235,690
2001	9,610,325	Helio Castroneves	1,270,475
2002	10,028,580	Helio Castroneves	1,606,215
2003	10,151,830	Gil de Ferran	1,353,265
2004	10,250,580	Buddy Rice	1,761,740
2005	10,304,815	Dan Wheldon	1,537,805
2006	10,518,565	Sam Hornish Jr.	1,744,855
2007	10,668,815	Dario Franchitti	1,645,233
2008	14,406,580	Scott Dixon	2,988,065
2009	14,315,315	Helio Castroneves	3,048,005
2010	13,592,815	Dario Franchitti	2,752,055
Total:	\$257,034,662		\$45,252,912

Quick Facts, Records

- **Most winnings, single race:** \$3,048,005 – Helio Castroneves (2009)
- **Most winnings, career:** \$9,219,283 – Helio Castroneves (2001-10)
- **Largest purse:** \$14,406,580 – 2008

• DRIVER MILESTONES – RACE •

Victories

- **Most victories:** 4 – A.J. Foyt (1961, 64, 67, 77), Al Unser (1970-71, 78, 87), Rick Mears (1979, 84, 88, 91)
- **Most consecutive victories:** 2 – Wilbur Shaw (1939-40), Mauri Rose (1947-48), Bill Vukovich (1953-54), Al Unser (1970-71), Helio Castroneves (2001-02)
- **Longest span between first and last victory:** 17 years – Al Unser (1970 to 1987)
- **Youngest winner:** Troy Ruttman (1952) - 22 years, 80 days old
- **Oldest winner:** Al Unser (1987) - 47 years, 360 days old
- **Most victories from pole position:** 3 – Rick Mears (1979, 88, 91)
- **Lowest starting position, winner:** 28th – Ray Harroun (1911), Louis Meyer (1936)
- **First two-time winner:** Tommy Milton (1921, 23)
- **First three-time winner:** Louis Meyer (1928, 33, 36)
- **First four-time winner:** A.J. Foyt (1961, 64, 67, 77)
- **Largest margin of victory:** 13 minutes, 8.40 seconds – Jules Goux over Spencer Wishart (1913)
- **Closest margin of victory:** .043 of a second – Al Unser Jr. over Scott Goodyear (1992)
- **Fastest average winning speed:** 185.981 mph – Arie Luyendyk (1990)
- **Slowest average winning speed:** 74.602 mph – Ray Harroun (1911)

Field

- **Most career starts:** 35 – A.J. Foyt (1958-92, consecutive)
- **Fewest starters, single race:** 21 – 1916
- **Most starters, single race:** 42 – 1933
- **Most former Rookies of the Year in field:** 8 – 1990
- **Most former winners in field:** 10 – 1992
- **Most rookies in field:** 19 – 1919, 1930 (Not counting the 40 starters in 1911)
- **Fewest rookies in field:** 1 – 1939, 1979
- **Most cars entered:** 117 – 1984

Lap Leaders

- **Most laps led, career:** 644 – Al Unser
- **Most laps led, single race:** 198 – Billy Arnold (1930)
- **Most consecutive laps led, single race:** 198 (Laps 3-200) – Billy Arnold (1930)
- **Most laps led by winner, single race:** 198 – Billy Arnold (1930)
- **Fewest laps led by winner, single race:** 2 (Laps 199-200) – Joe Dawson (1912)
- **Most laps led without winning, single race:** 196 – Ralph DePalma (1912)
- **Most laps led without winning, career:** 431 – Michael Andretti
- **Most times leading without winning, single race:** 10 – Rodger Ward (1960)

- **Most races led:** 13 – A.J. Foyt
- **Most races led without winning, career:** 9 – Rex Mays
- **Most times led, single race:** 13 – Tommy Milton (1923)
- **Most times led, career:** 39 – A.J. Foyt
- **Most consecutive races led:** 7 – Tony Kanaan (2002-08)

- **Most lead changes, single race:** 29 – 1960
- **Fewest lead changes, single race:** 1 – 1930
- **Most lap leaders, single race:** 12 – 1993
- **Fewest lap leaders, single race:** 2 – 1930, 1965

- **Most competitive laps/miles, career:** 4,904 laps / 12,272.5 miles – A.J. Foyt
- **Most consecutive laps/miles, career:** 1,351 laps / 3,377.5 miles – Wilbur Shaw
- **Most laps completed, entire field:** 5,733 – 1993
- **Fewest laps completed, entire field (when winner completed 500 miles):** 2,647 – 1966
- **Fewest laps completed, entire field (when race was shortened by rain):** 2,556 – 1973

Miscellaneous

- Most cars running at finish:** 26 – 1911
- Fewest cars running at finish:** 7 – 1966
- Most times running at finish:** 18 – Al Unser
- Best finish, first two races:** Helio Castroneves – 1st, 1st (2001-02), Louis Meyer – 1st, 2nd (1928-29), Dario Resta – 2nd, 1st (1915-16), Johnnie Parsons – 2nd, 1st (1949-50), Jacques Villeneuve – 2nd, 1st (1994-95)
- Best finish, first three races:** Helio Castroneves – 1st, 1st, 2nd (2001-03)
- Best finish, first four races:** Bill Holland – 2nd, 2nd, 1st, 2nd (1947-50)
- Best finish first five races:** Harry Hartz – 2nd, 2nd, 4th, 4th, 2nd (1922-26)
- Best finish, woman:** 3rd – Danica Patrick (2009)
- Greatest improvement from starting position:** 32 spots – Zeke Meyer (38th to sixth – 1932)
- Most races served as chief steward:** 22 – Tom Binford (1974-95)
- Most races served as chief starter:** 18 – Pat Vidan (1962-79)
- Number of cars that have completed race without a pit stop:** 4 – the drivers were Dave Evans in the Cummins Diesel (1931 – 13th), Cliff Bergere in the Noc Out Hose Clamp (1941 – 5th), Jimmy Jackson in the Howard Keck (1949 – 6th) and Johnny Mantz in the Agajanian (1949 – 7th)

◆ **INDIANAPOLIS 500 AGE MILESTONES – RACE, QUALIFYING** ◆

Youngest Indianapolis 500 Winners

Age	Driver	Year
22 years, 80 days	Troy Ruttman	1952
22 years, 318 days	Joe Dawson	1912
23 years, 53 days	Frank Lockhart	1926

Oldest Indianapolis 500 Winners

Age	Driver	Year
47 years, 360 days	Al Unser	1987
47 years, 111 days	Bobby Unser	1981
46 years, 169 days	Emerson Fittipaldi	1993

Youngest Indianapolis 500 Starters

Age	Driver	Year
19 years, 0 days	A.J. Foyt IV	2003
19 years, 70 days	Josele Garza	1981
19 years, 76 days	Marco Andretti	2006
19 years, 81 days	Troy Ruttman	1949
19 years, 142 days	Graham Rahal	2008

Oldest Indianapolis 500 Starters

Age	Driver	Year
57 years, 128 days	A.J. Foyt	1992
55 years, 272 days	Gordon Johncock	1992
54 years, 250 days	Dick Simon	1988
54 years, 90 days	Mario Andretti	1994
54 years, 5 days	Danny Ongais	1996

Youngest Indianapolis 500 Pole Winners

Age	Driver	Year
22 years, 81 days	Rex Mays	1935
24 years, 79 days	Frank Lockhart	1927
24 years, 159 days	Billy Arnold	1930

Oldest Indianapolis 500 Pole Winners

Age	Driver	Year
49 years, 175 days	Cliff Bergere	1946
47 years, 85 days	Bobby Unser	1981
47 years, 78 days	Mario Andretti	1987

• CAR NUMBER HISTORY – RACE WINNERS •

<u>Car #</u>	<u>Wins</u>	<u>Last Win (Driver)</u>	<u>Car #</u>	<u>Wins</u>	<u>Last Win (Driver)</u>
1	7	1971 (Al Unser)	25	1	1987 (Al Unser)
2	8	1978 (Al Unser)	26	1	2005 (Dan Wheldon)
3	11	2009 (Helio Castroneves)	27	3	2007 (Dario Franchitti)
4	5	1993 (Emerson Fittipaldi)	30	1	1990 (Arie Luyendyk)
5	6	1997 (Arie Luyendyk)	31	1	1994 (Al Unser Jr.)
6	5	2006 (Sam Hornish Jr.)	32	2	1927 (George Souders)
7	2	1949 (Bill Holland)	34	1	1932 (Fred Frame)
8	3	1956 (Pat Flaherty)	35	1	1922 (Jimmy Murphy)
9	4	2008 (Scott Dixon)	36	1	1933 (Louis Meyer)
10	1	2010 (Dario Franchitti)	48	1	1975 (Bobby Unser)
12	1	1925 (Peter DePaolo)	51	1	1998 (Eddie Cheever Jr.)
14	6	1999 (Kenny Brack)	66	1	1972 (Mark Donohue)
15	3	2004 (Buddy Rice)	68	1	2001 (Helio Castroneves)
16	4	1946 (George Robson)	82	1	1965 (Jim Clark)
17	1	1916 (Dario Resta)	91	1	1996 (Buddy Lazier)
20	3	1989 (Emerson Fittipaldi)	98	2	1963 (Parnelli Jones)
23	2	1938 (Floyd Roberts)	99	1	1951 (Lee Wallard)
24	1	1966 (Graham Hill)			

• ENTRANTS WITH MULTIPLE INDIANAPOLIS 500 WINS •

Roger Penske – 15

1972 -- Mark Donohue
 1979 -- Rick Mears
 1981 -- Bobby Unser
 1984 -- Rick Mears
 1985 -- Danny Sullivan
 1987 -- Al Unser
 1988 -- Rick Mears
 1991 -- Rick Mears
 1993 -- Emerson Fittipaldi
 1994 -- Al Unser Jr.
 2001 -- Helio Castroneves
 2002 -- Helio Castroneves
 2003 -- Gil de Ferran
 2006 -- Sam Hornish Jr.
 2009 -- Helio Castroneves

Lou Moore – 5

1938 -- Floyd Roberts
 1941 -- Floyd Davis/Mauri Rose
 1947 -- Mauri Rose
 1948 -- Mauri Rose
 1949 -- Bill Holland

Chip Ganassi – 4

1989 -- Emerson Fittipaldi (co-owned by Pat Patrick)
 2000 -- Juan Pablo Montoya
 2008 -- Scott Dixon
 2010 -- Dario Franchitti

Mike Boyle – 3

1934 -- Bill Cummings
 1939 -- Wilbur Shaw
 1940 -- Wilbur Shaw

Leader Card (Bob Wilkie) – 3

1959 -- Rodger Ward
 1962 -- Rodger Ward
 1968 -- Bobby Unser

Pat Patrick – 3

1973 -- Gordon Johncock
 1982 -- Gordon Johncock
 1989 -- Emerson Fittipaldi (Co-owned by Chip Ganassi)

Duesenberg Brothers – 2

1924 -- L.L. Corum/Joe Boyer
 1925 -- Peter DePaolo

Harry Hartz – 2

1930 -- Billy Arnold
 1932 -- Fred Frame

J.C. Agajanian – 2

1952 -- Troy Ruttman
 1963 -- Parnelli Jones

Howard Keck – 2

1953 -- Bill Vukovich
 1954 -- Bill Vukovich

John Zink – 2

1955 -- Bob Sweikert
 1956 -- Pat Flaherty

George Salih – 2

1957 -- Sam Hanks
 1958 -- Jimmy Bryan

Anstead-Thompson Racing – 2

1964 -- A.J. Foyt
 1967 -- A.J. Foyt

Vel's/Parnelli Jones Racing – 2

1970 -- Al Unser
 1971 -- Al Unser

Team McLaren – 2

1974 -- Johnny Rutherford
 1976 -- Johnny Rutherford

A.J. Foyt – 2

1977 -- A.J. Foyt
 1999 -- Kenny Brack

Jim Hall – 2

1978 -- Al Unser
 1980 -- Johnny Rutherford

Andretti Green Racing – 2

2005 -- Dan Wheldon
 2007 -- Dario Franchitti

• DRIVER RACE RECORDS – TOP 10 BY CATEGORY •

Number of Races

1	A.J. Foyt (4)	35
2	Mario Andretti (1)	29
3	Al Unser (4)	27
4	Johnny Rutherford (3)	24
	Gordon Johncock (2)	24
6	George Snider	22
7	Gary Bettenhausen	21
8	Bobby Unser (3)	19
	Al Unser Jr. (2)	19
9	Lloyd Ruby	18
	Roger McCluskey	18
	Tom Sneva (1)	18

Lap Leaders

1	Al Unser (4)	644
2	Ralph DePalma (1)	612
3	Mario Andretti (1)	556
4	A.J. Foyt (4)	555
5	Wilbur Shaw (3)	508
6	Emerson Fittipaldi (2)	505
7	Parnelli Jones (1)	492
8	Bill Vukovich (2)	485
9	Bobby Unser (3)	440
10	Michael Andretti	431

Lap Prize Leaders

1	Emerson Fittipaldi (2)	\$227,250
2	Mario Andretti (1)	199,350
3	Michael Andretti	194,042
4	Rick Mears (4)	144,450
5	Al Unser (4)	123,200
6	Dario Franchitti (2)	117,928
7	Dan Wheldon (1)	106,600
8	Helio Castroneves (3)	105,698
9	Tony Kanaan	105,364
10	Scott Dixon (1)	100,012

Note: Indianapolis 500 wins in parenthesis

Total Career Earnings

1	Helio Castroneves (3)	\$9,219,283
2	Arie Luyendyk (2)	6,110,859
3	Al Unser Jr. (2)	5,988,722
4	Dario Franchitti (2)	5,809,858
5	Dan Wheldon. (1)	5,672,295
6	Scott Dixon (1)	5,633,957
7	Buddy Lazier (1)	5,598,555
8	Eddie Cheever Jr. (1)	4,394,597
9	Rick Mears (4)	4,299,392
10	Emerson Fittipaldi (2)	4,042,766

Mileage Leaders

1	A.J. Foyt (4)	12,272.5
2	Al Unser (4)	10,890
3	Al Unser Jr. (2)	7,932.5
4	Gordon Johncock (2)	7,895
5	Mario Andretti (1)	7,625
6	Arie Luyendyk (2)	7,392.5
7	Johnny Rutherford (3)	6,980
8	Buddy Lazier (1)	6,665
9	Michael Andretti	6,632.5
10	Bobby Unser (3)	6,527.5

Races Led

1	A.J. Foyt (4)	13
2	Al Unser (4)	11
	Mario Andretti (1)	11
4	Bobby Unser (3)	10
5	Rick Mears (4)	9
	Rex Mays	9
	Michael Andretti	9
7	Tom Sneva (1)	8
	Arie Luyendyk (2)	8
	Al Unser Jr. (2)	8
10	Wilbur Shaw (3)	7
	Mauri Rose (3)	7
	Gordon Johncock (2)	7
	Emerson Fittipaldi (2)	7
	Tony Kanaan	7
	Helio Castroneves (3)	7

**DRIVERS WHO HAVE WON INDIANAPOLIS 500,
• SERIES CHAMPIONSHIP IN SAME SEASON •**

Year	Series	Indianapolis 500 Winner and Series Champion
1916	AAA	Dario Resta
1919	AAA	Howdy Wilcox
1921	AAA	Tommy Milton
1922	AAA	Jimmy Murphy
1925	AAA	Peter DePaolo
1928	AAA	Louis Meyer
1930	AAA	Billy Arnold
1931	AAA	Louis Schneider
1933	AAA	Louis Meyer
1934	AAA	Bill Cummings
1935	AAA	Kelly Petillo
1937	AAA	Wilbur Shaw
1938	AAA	Floyd Roberts
1939	AAA	Wilbur Shaw
1955	AAA	Bob Sweikert
1959	USAC	Rodger Ward
1961	USAC	A.J. Foyt

Year	Series	Indianapolis 500 Winner and Series Champion
1962	USAC	Rodger Ward
1964	USAC	A.J. Foyt
1967	USAC	A.J. Foyt
1968	USAC	Bobby Unser
1969	USAC	Mario Andretti
1970	USAC	Al Unser
1979	CART	Rick Mears
1980	CART	Johnny Rutherford
1986	CART	Bobby Rahal
1989	CART	Emerson Fittipaldi
1994	CART	Al Unser Jr.
1995	CART	Jacques Villeneuve
2005	INDYCAR	Dan Wheldon
2006	INDYCAR	Sam Hornish Jr.
2007	INDYCAR	Dario Franchitti
2008	INDYCAR	Scott Dixon
2010	INDYCAR	Dario Franchitti

• INDIANAPOLIS 500 – ROOKIE OF THE YEAR •

Year	Driver	SP	FP	Year	Driver	SP	FP
1952	Art Cross	20	5	1982	Jim Hickman	24	7
1953	Jimmy Daywalt	21	6	1983	Teo Fabi	1	26
1954	Larry Crockett	25	9	1984	Michael Andretti and Roberto Guerrero	4 7	5 2
1955	Al Herman	16	7	1985	Arie Luyendyk	20	7
1956	Bob Veith	23	7	1986	Randy Lanier	13	10
1957	Don Edmunds	27	19	1987	Fabrizio Barbazza	17	3
1958	George Amick	25	2	1988	Billy Vukovich III	23	14
1959	Bobby Grim	5	26	1989	Bernard Jourdain and Scott Pruett	20 17	9 10
1960	Jim Hurtubise	23	18	1990	Eddie Cheever Jr.	14	8
1961	Parnelli Jones and Bobby Marshman	5 33	12 7	1991	Jeff Andretti	11	15
1962	Jim McElreath	7	6	1992	Lyn St. James	27	11
1963	Jim Clark	5	2	1993	Nigel Mansell	8	3
1964	Johnny White	21	4	1994	Jacques Villeneuve	4	2
1965	Mario Andretti	4	3	1995	Christian Fittipaldi	27	2
1966	Jackie Stewart	11	6	1996	Tony Stewart	1	24
1967	Denis Hulme	24	4	1997	Jeff Ward	7	3
1968	Billy Vukovich II	23	7	1998	Steve Knapp	23	3
1969	Mark Donohue	4	7	1999	Robby McGehee	27	5
1970	Donnie Allison	23	4	2000	Juan Pablo Montoya	2	1
1971	Denny Zimmerman	28	8	2001	Helio Castroneves	11	1
1972	Mike Hiss	25	7	2002	Tomas Scheckter and Alex Barron	10 26	26 4
1973	Graham McRae	13	16	2003	Tora Takagi	7	5
1974	Pancho Carter	21	7	2004	Kosuke Matsuura	9	11
1975	Bill Puterbaugh	15	7	2005	Danica Patrick	4	4
1976	Vern Schuppan	17	18	2006	Marco Andretti	9	2
1977	Jerry Sneva	16	10	2007	Phil Giebler	33	29
1978	Rick Mears and Larry Rice	3 30	23 11	2008	Ryan Hunter-Reay	20	6
1979	Howdy Holmes	13	7	2009	Alex Tagliani	33	11
1980	Tim Richmond	19	9	2010	Simona de Silvestro	22	14
1981	Josele Garza	6	23				

Youngest Indianapolis 500 Rookie of the Year

- 1 Josele Garza, 19 years, 70 days, 1981
- 2 Marco Andretti, 19 years, 76 days, 2006
- 3 Michael Andretti, 21 years, 235 days, 1984

Oldest Indianapolis 500 Rookie of the Year

- 1 Lyn St. James, 45 years, 72 days, 1992
- 2 Nigel Mansell, 39 years, 295 days, 1993
- 3 Jim Hickman, 39 years, 21 days, 1982

• INDIANAPOLIS 500 – ROOKIES BY YEAR •

- 1911:** All 40 starters
- 1912:** (8) Bert Dingley, Joe Horan, Johnny Jenkins, Billy Liesaw, Joe Matson, Len Ormsby, Eddie Rickenbacker, Len Zengel
- 1913:** (10) George Clark, Robert Evans, Jules Goux, Albert Guyot, Willie Haupt, Don Herr, Joe Nikrent, Theodore Pilette, Vincenzo Trucco, Paul Zuccarelli
- 1914:** (15) George Boillot, S.F. Brock, Billy Carlson, Billy Chandler, Jean Chassagne, Josef Christiaens, Earl Cooper, Arthur Duray, Ernst Friedrich, Ray Gilhooly, Charles Keene, Art Klein, George Mason, Barney Oldfield, Rene Thomas
- 1915:** (13) Tom Alley, George Babcock, Louis Chevrolet, Joe Cooper, C.C. Cox, John DePalma, George Hill, Johnny Mais, Eddie O'Donnell, Tom Orr, Jean Porporato, Dario Resta, Noel Van Raalte
- 1916:** (8) Wilbur D'Alene, Jules DeVigne, Aldo Franchi, Ora Haibe, Pete Henderson, Art Johnson, Dave Lewis, Tom Rooney
- 1919:** (19) Paul Bablot, Andre Boillot, Joe Boyer, W.W. Brown, Gaston Chevrolet, Cliff Durant, Denny Hickey, Kurt Hitke, Ray Howard, Charles Kirkpatrick, Louis LeCocq, J.J. McCoy, Tommy Milton, Roscoe Sables, Elmer Shannon, Arthur Thurman, Omar Toft, Ira Vail, Louis Wagner
- 1920:** (4) John Boling, Bennett Hill, Jimmy Murphy, Joe Thomas
- 1921:** (6) Riley Brett, Jules Ellingboe, Louis Fontaine, Percy Ford, Eddie Miller, C.W. Van Ranst
- 1922:** (11) E.G. "Cannonball" Baker, L.L. Corum, Jack Curtner, Peter DePaolo, Leon Duray, Frank Elliott, I.P. Fetterman, Harry Hartz, Douglas Hawkes, Glenn Howard, Jerry Wonderlich
- 1923:** (10) Martin de Alzaga, Prince de Cystria, Pierre de Viscaya, Harlan Fenger, Christian Lautenschlager, Wade Morton, Raoul Riganti, Max Sailer, Christian Werner, Count Louis Zborowski
- 1924:** (7) Ernie Ansterburg, Fred Comer, Fred Harder, Bill Hunt, Bob McDonogh, Alfred E. Moss, Antoine Mourre
- 1925:** (8) Pietro Bordino, Earl DeVore, Ralph Hepburn, Herbert Jones, M.C. Jones, Peter Kreis, Phil Shafer, Dr. W. E. Shattuc
- 1926:** (12) Norman Batten, John Duff, E.A.D Eldridge, Tony Gulotta, Thane Houser, Ben Jones, Fred Lecklider, Frank Lockhart, Jack McCarver, Bon McDougall, Steve Nemes, Cliff Woodbury
- 1927:** (13) Dutch Baumann, Cliff Bergere, Al Cotey, Dave Evans, Fred Frame, Jimmy Hill, Al Melcher, Jack Petticord, Louis Schneider, Wilbur Shaw, Benny Shoaff, George Souders, Babe Stapp
- 1928:** (12) Billy Arnold, C. W. Belt, Jimmy Gleason, Ira Hall, Ray Keech, Henry Kohlert, Deacon Litz, Louis Meyer, Lou Moore, Sam Ross, Johnny Seymour, Russ Snowberger
- 1929:** (14) Frank Brisko, Louis Chiron, Wesley Crawford, Rick Decker, Frank Farmer, W.H. "Speed" Gardner, Albert Karnatz, Bill Lindau, Carl Marchese, Jules Moriceau, Herman Schurch, Bill Spence, Ernie Triplett, Fred Winnai
- 1930:** (19) Leslie Allen, Baconin Borzachini, Claude Burton, Harry Butcher, Joe Caccia, Shorty Cantlon, Letterio Cucinotta, Bill Cummings, Bill Denver, Roland Free, Chet Gardner, Joe Huff, Mel Kenealy, Cy Marshall, J.C. McDonald, Zeke Meyer, Chet Miller, Charles Moran, Marion Trexler
- 1931:** (12) Al Aspen, Paul Bost, Gene Haustein, George Howie, Luther Johnson, Phil Pardee, Francis Quinn, Joe Russo, Myron Stevens, Stubby Stubblefield, George Wingerter, Billy Winn
- 1932:** (12) Ray Campbell, Bob Carey, Malcolm Fox, Juan Guadino, Al Gordon, Johnny Kreiger, Doc MacKenzie, Al Miller, Kelly Petillo, Bryan Saulpaugh, Gus Schrader, Howdy Wilcox II
- 1933:** (5) Mark Billman, Willard Prentiss, Mauri Rose, Johnny Sawyer, Lester Spangler
- 1934:** (7) Herb Ardinger, George Bailey, George Barringer, Charles Crawford, Dusty Fahrnow, Rex Mays, Harry McQuinn
- 1935:** (8) George Connor, Ted Horn, Harris Insinger, Floyd Roberts, Bob Sall, Jimmy Snyder, Louis Tomei, Clay Weatherly
- 1936:** (4) Emil Andres, Frank McGurk, Ray Pixley, Doc Williams
- 1937:** (7) Floyd Davis, Billy DeVore, Ken Fowler, Ronney Householder, Bob Swanson, Frank Wearne, Tony Willman
- 1938:** (4) Henry Banks, Duke Nalon, Al Putnam, Joel Thorne
- 1939:** (1) Mel Hansen
- 1940:** (6) Joie Chitwood, Sam Hanks, Tommy Hinnershitz, Rene LeBegue, George Robson, Paul Russo
- 1941:** (2) Overton Phillips, Everett Saylor
- 1946:** (10) Tony Bettenhausen, Hal Cole, Duke Dinsmore, Lewis Durant, Jimmy Jackson, Danny Kladis, Hal Robson, Bill Sheffler, Luigi Villoresi, Jimmy Wilburn

- 1947:** (7) Fred Agabashian, Les Anderson, Walt Brown, Milt Fankhouser, Bill Holland, Pete Romceвич, Charles Van Acker
- 1948:** (9) Bill Cantrell, Duane Carter, Mack Hellings, Johnny Mantz, Johnny Mauro, Jack McGrath, Mike Salay, Lee Wallard, Spider Webb
- 1949:** (11) Manuel Ayulo, Myron Fohr, George Fonder, Jackie Holmes, Norm Houser, Bayliss Levrett, George Lynch, Johnny McDowell, Johnnie Parsons, Jim Rathmann, Troy Ruttman
- 1950:** (9) Walt Ader, Jimmy Davies, Walt Faulkner, Pat Flaherty, Cecil Green, Gene Hartley, Jerry Hoyt, Dick Rathmann, Bill Schindler
- 1951:** (12) Bobby Ball, Carl Forberg, Gene Force, Cliff Griffith, Joe James, Andy Linden, Bill Mackey, Mike Nazaruk, Carl Scarborough, Chuck Stevenson, Bill Vukovich, Rodger Ward
- 1952:** (8) Alberto Ascari, Jimmy Bryan, Art Cross*, Eddie Johnson, Jimmy Reece, Jim Rigsby, Bob Scott, Bob Sweikert
- 1953:** (6) Jimmy Daywalt*, Don Freeland, Ernie McCoy, Cal Niday, Marshall Teague, Johnny Thomson
- 1954:** (6) Frank Armi, Larry Crockett*, Len Duncan, Ed Elisian, Bill Homeier, Pat O'Connor
- 1955:** (8) Keith Andrews, Johnny Boyd, Ray Crawford, Al Herman*, Al Keller, Eddie Russo, Shorty Templeman, Chuck Weyant
- 1956:** (5) Bob Christie, Billy Garrett, Johnnie Tolan, Jack Turner, Bob Veith*
- 1957:** (5) Bill Cheesbourg, Don Edmunds*, Elmer George, Mike Magill, Eddie Sachs
- 1958:** (8) George Amick*, Art Bisch, A.J. Foyt, Paul Goldsmith, Jud Larson, Len Sutton, Jerry Unser, Dempsey Wilson
- 1959:** (5) Red Amick, Chuck Arnold, Don Branson, Bobby Grim*, Jim McWhitney
- 1960:** (4) Jim Hurtubise*, Lloyd Ruby, Bud Tingelstad, Wayne Weiler
- 1961:** (8) Jack Brabham, Don Davis, Norman Hall, Parnelli Jones*, Bobby Marshman*, Roger McCluskey, Ebb Rose, A.J. Shepherd
- 1962:** (5) Allen Crowe, Dan Gurney, Chuck Hulse, Jim McElreath*, Chuck Rodee
- 1963:** (5) Jim Clark*, Art Malone, Al Miller, Johnny Rutherford, Bobby Unser
- 1964:** (7) Ronnie Duman, Walt Hansgen, Bob Harkey, Dave MacDonald, Bob Mathouser, Bob Wente, Johnny White*
- 1965:** (11) Mario Andretti*, Billy Foster, Jerry Grant, Masten Gregory, Gordon Johncock, Bobby Johns, Arnie Knepper, Joe Leonard, Mickey Rupp, George Snider, Al Unser
- 1966:** (7) Gary Congdon, Larry Dickson, Graham Hill, Mel Kenyon, Jackie Stewart*, Carl Williams, Cale Yarborough
- 1967:** (5) Wally Dallenbach, Denis Hulme*, Art Pollard, Jochen Rindt, Lee Roy Yarbrough
- 1968:** (6) Gary Bettenhausen, Ronnie Bucknum, Jim Malloy, Mike Mosley, Sammy Sessions, Billy Vukovich*
- 1969:** (5) Sonny Ates, Mark Donohue*, George Follmer, Peter Revson, Bruce Walkup
- 1970:** (4) Donnie Allison*, Rick Muther, Dick Simon, Greg Weld
- 1971:** (4) David Hobbs, Steve Krisiloff, Bentley Warren, Denny Zimmerman*
- 1972:** (8) Jimmy Caruthers, Mike Hiss*, Lee Kunzman, John Mahler, John Martin, Sam Posey, Swede Savage, Salt Walther
- 1973:** (3) Bobby Allison, Jerry Karl, Graham McRae*
- 1974:** (7) Tom Bigelow, Larry Cannon, Pancho Carter*, Jan Opperman, Johnny Parsons, Bill Simpson, Tom Sneva
- 1975:** (4) Sheldon Kinser, Larry McCoy, Bill Puterbaugh*, Eldon Rasmussen
- 1976:** (4) Spike Gehlhausen, Al Loquasto, Vern Schuppan*, Billy Scott
- 1977:** (7) Janet Guthrie, Cliff Hucul, Bubby Jones, Bobby Olivero, Danny Ongais, Clay Regazzoni, Jerry Sneva*
- 1978:** (5) Tom Bagley, Rick Mears*, Larry Rice*, Joe Saldana, Phil Threshie
- 1979:** (1) Howdy Holmes*
- 1980:** (10) Billy Engelhart, Dick Ferguson, Dennis Firestone, Hurley Haywood, Greg Leffler, Roger Rager, Tim Richmond*, Gordon Smiley, Bill Whittington, Don Whittington
- 1981:** (10) Bill Alsup, Tony Bettenhausen, Geoff Brabham, Scott Brayton, Michael Chandler, Kevin Cogan, Josele Garza*, Pete Halsmer, Tom Klausler, Bob Lazier
- 1982:** (9) Chet Fillip, Chip Ganassi, Jim Hickman*, Herm Johnson, Roger Mears, Bobby Rahal, Hector Rebaque, Danny Sullivan, Dale Whittington
- 1983:** (6) Patrick Bedard, Steve Chassey, Derek Daly, Teo Fabi*, Chris Kneifel, Al Unser Jr.
- 1984:** (5) Michael Andretti*, Emerson Fittipaldi, Tom Gloy, Roberto Guerrero*, Al Holbert

- 1985:** (6) Raul Boesel, Jim Crawford, Arie Luyendyk*, John Paul Jr., Ed Pimm, Rich Vogler
- 1986:** (4) Phil Krueger, Randy Lanier*, Roberto Moreno, Jacques Villeneuve (uncle)
- 1987:** (6) Fabrizio Barbazza*, Stan Fox, Ludwig Heimrath Jr., Davy Jones, Randy Lewis, Jeff MacPherson
- 1988:** (5) John Andretti, Dominic Dobson, Rocky Moran, Tero Palmroth, Billy Vukovich III*
- 1989:** (4) John Jones, Bernard Jourdain*, Scott Pruett*, Didier Theys
- 1990:** (3) Eddie Cheever Jr.*, Scott Goodyear, Dean Hall
- 1991:** (5) Jeff Andretti*, Mike Groff, Buddy Lazier, Hiro Matsushita, Willy T. Ribbs
- 1992:** (7) Eric Bachelart, Brian Bonner, Philippe Gache, Ted Prappas, Lyn St. James*, Paul Tracy, Jimmy Vasser
- 1993:** (5) Robby Gordon, Stephan Gregoire, Stefan Johansson, Nigel Mansell*, Nelson Piquet
- 1994:** (9) Adrian Fernandez, Marco Greco, Mauricio Gugelmin, Bryan Herta, Hideshi Matsuda, Scott Sharp, Brian Till, Jacques Villeneuve* (nephew), Dennis Vitolo
- 1995:** (6) Gil de Ferran, Christian Fittipaldi*, Carlos Guerrero, Andre Ribeiro, Eliseo Salazar, Alessandro Zampedri
- 1996:** (17) Michele Alboreto, Robbie Buhl, Buzz Calkins, Mark Dismore, Paul Durant, Racin Gardner, Joe Gosek, Jim Guthrie, Davey Hamilton, Scott Harrington, Richie Hearn, Michel Jourdain Jr., Brad Murphy, Johnny O'Connell, Tony Stewart*, Johnny Unser, Fermin Velez
- 1997:** (13) Billy Boat, Claude Bourbonnais, Kenny Brack, Tyce Carlson, Affonso Giaffone, Robbie Groff, Steve Kinser, Dr. Jack Miller, Greg Ray, Billy Roe, Sam Schmidt, Vincenzo Sospiri, Jeff Ward*
- 1998:** (8) Donnie Beechler, Jack Hewitt, Jimmy Kite, Steve Knapp*, Andy Michner, Robby Unser, Stan Wattles, J.J. Yeley
- 1999:** (4) Wim Eyckmans, John Hollansworth Jr., Robby McGehee*, Jeret Schroeder
- 2000:** (7) Airton Daré, Sarah Fisher, Andy Hillenburg, Sam Hornish Jr., Jaques Lazier, Jason Leffler, Juan Pablo Montoya*
- 2001:** (6) Helio Castroneves*, Felipe Giaffone, Jon Herb, Bruno Junqueira, Nicolas Minassian, Cory Witherill
- 2002:** (9) Alex Barron*, Dario Franchitti, Shigeaki Hattori, Tony Kanaan, George Mack, Max Papis, Laurent Redon, Tomas Scheckter*, Rick Treadway
- 2003:** (9) Scott Dixon, A.J. Foyt IV, Vitor Meira, Shinji Nakano, Tony Renna, Buddy Rice, Tora Takagi*, Dan Wheldon, Roger Yasukawa
- 2004:** (8) Ed Carpenter, Larry Foyt, PJ Jones, Darren Manning, Kosuke Matsuura*, Marty Roth, Jeff Simmons, Mark Taylor
- 2005:** (6) Sebastien Bourdais, Ryan Briscoe, Jeff Bucknum, Patrick Carpentier, Tomas Enge, Danica Patrick*
- 2006:** (5) Marco Andretti*, Townsend Bell, P.J. Chesson, Arie Luyendyk Jr., Thiago Medeiros
- 2007:** (2) Milka Duno, Phil Giebler*
- 2008:** (11) Enrique Bernoldi, Jaime Camara, Ryan Hunter-Reay*, Alex Lloyd, Mario Moraes, Hideki Mutoh, Will Power, Graham Rahal, Oriol Servia, E.J. Viso, Justin Wilson
- 2009:** (5) Mike Conway, Robert Doornbos, Raphael Matos, Nelson Philippe, Alex Tagliani*
- 2010:** (6) Bertrand Baguette, Ana Beatriz, Simona de Silvestro*, Mario Romancini, Sebastian Saavedra, Takuma Sato

*Denotes Indianapolis 500 Rookie of the Year

• INDIANAPOLIS 500 WEATHER FACTS •

HOTTEST RACE DAY*		COLDEST RACE DAY*	
Temperature	Year(s)	Temperature	Year(s)
92°	1937	58°	1992
91°	1919, 1953	60°	1997
90°	1977, 1978	62°	1930
89°	1929, 2006, 2010	63°	1947
88°	1934	65°	1924, 2003
87°	1913, 1921, 1972, 1988	66°	1955, 1973, 1996, 2001
86°	1941, 2009	67°	1968
85°	1939, 1956, 1975, 1980, 1985, 1995	68°	1912, 1915, 1940, 1964, 1966, 1984, 2000
84°	1999	70°	1967

*Based on high temperature in Fahrenheit for Race Day as supplied by the National Weather Service.

Weather Specifics (1967-2010)

- **Most practice/qualifying days in month affected by rain:** 12 (1968)
- **Most consecutive practice/qualifying days in month affected by rain:** 10 (May 9-19, 2006)
- **Last practice day to be completely rained out:** Monday, May 17, 2010
- **Last qualifying day to be completely rained out:** Saturday, May 11, 2008
- **Last practice day to be delayed, interrupted or shut down early by rain:** Friday, May 21, 2010
- **Last qualifying day to be delayed, interrupted or shut down early by rain:** Sunday, May 14, 2006
- **Last Carb Day to be delayed, interrupted or shut down early by rain:** Friday, May 23, 2008

• INDIANAPOLIS 500 – RAIN POSTPONEMENTS •

Complete Postponements

- The 1915 race, scheduled to run on Saturday, May 29 because Memorial Day fell on a Sunday, was postponed on Friday because of several recent rainstorms and rescheduled for Monday, May 31.
- The 1986 race was scheduled for Sunday, May 25, but rain forced postponement of the event until the following day, which was also washed out. The race was then rescheduled for, and successfully run, on Saturday, May 31.
- The 1997 race was scheduled for Sunday, May 25, but was postponed by rain. Rain stopped the race after 15 laps on May 26, and it was completed on Tuesday, May 27.

Partial Postponements

- The 1967 race was rained out after 18 laps and finished the following day.
- The 1973 race was started on Monday, May 28, but the first-lap accident involving Salt Walther forced the red flag, and the race was rained out before it could be restarted. It was postponed again on Tuesday, May 29, after rain began falling during the second parade lap. The race finally got under way on Wednesday, May 30, but rain again caused the race to be stopped and ruled complete after finishing 332.5 miles.

Additional Rain Notes

- The 1926 race is the first race to have been stopped by rain twice in the same day. The race was temporarily halted because of rain on Lap 71 and was declared officially over when rain once again stopped the proceedings at the 400-mile mark.
- In 1940, the final 50 laps were run under the caution light because of rain.
- In 2001, the race was stopped on Lap 155 due to rain. The race was restarted after a 16 minute, 34 second delay.
- The 2004 race was stopped by rain twice. The race was halted for 1 hour, 47 minutes because of rain on Lap 28 and was declared officially over when rain once again stopped the race at the 450-mile mark.
- The 2007 race was stopped by rain twice. The race was halted for 2 hours, 57 minutes because of rain on Lap 113 and was declared officially over when rain once again stopped the race at the 415-mile mark.

Rain-Shortened Races

- 1926: 160 laps (400 miles)
- 1975: 174 laps (435 miles)
- 2007: 166 laps (415 miles)
- 1950: 138 laps (345 miles)
- 1976: 102 laps (255 miles)
- 1973: 133 laps (332.5 miles)
- 2004: 180 laps (450 miles)

INDIANAPOLIS 500 – POLE POSITION WINNERS

Year	Driver	Entrant	Car/Engine	Speed (mph)
1911	Lewis Strang	J.I. Case T.M. Co.	Case/Wisconsin	First Entered
1912	Gil Anderson*	Ideal Motor Car Co.	Stutz/Wisconsin	First Entered
1913	Caleb Bragg*	Mercer Motors Co.	Mercer/Mercer	Drew Pole
1914	Jean Chassagne*	Sunbeam Motor Car Co.	Sunbeam/Sunbeam	Drew Pole
1915	Howard Wilcox	Stutz Motor Car Co.	Stutz/Stutz	98.900
1916	Johnny Aitken	Ind. Speedway Team Co.	Peugeot/Peugeot	96.690
1919	Rene Thomas	Ernest Ballot	Ballot/Ballot	104.780 NR
1920	Ralph DePalma	Ralph DePalma	Ballot/Ballot	99.150
1921	Ralph DePalma	Ralph DePalma	Ballot/Ballot	100.750
1922	Jimmy Murphy	Jimmy Murphy	Duesenberg/Miller	100.500
1923	Tommy Milton	H.C.S. Motor Co.	Miller/Miller	108.170 NR
1924	Jimmy Murphy	Jimmy Murphy	Miller/Miller	108.037
1925	Leon Duray	Harry Hartz	Miller/Miller	113.196 NR
1926	Earl Cooper	Harry A. Miller	Miller/Miller	111.735
1927	Frank Lockhart	Frank S. Lockhart	Miller/Miller	120.100 NR
1928	Leon Duray	Leon Duray	Miller/Miller	122.391 NR
1929	Cliff Woodbury	Cliff R. Woodbury	Miller/Miller	120.599
1930	Billy Arnold	Harry Hartz	Summers/Miller	113.268
1931	Russ Snowberger*	Russell Snowberger	Snowberger/Studebaker	112.769
1932	Lou Moore	M.J. Boyle	Miller/Miller	117.363
1933	Bill Cummings	M.J. Boyle	Miller/Miller	118.530
1934	Kelly Petillo	Joe Marks	Adams/Miller	119.329
1935	Rex Mays	Paul Weirick	Adams/Miller	120.736
1936	Rex Mays	Paul Weirick	Adams/Sparks	119.644
1937	Bill Cummings*	H.C. Henning	Miller/Offy	123.343 NR
1938	Floyd Roberts*	Lou Moore	Wetteroth/Miller	125.681 NR
1939	Jimmy Snyder	Joel Thorne Inc.	Adams/Sparks	130.138 NR
1940	Rex Mays	Bowes Racing Inc.	Stevens/Winfield	127.850
1941	Mauri Rose	Lou Moore	Maserati/Maserati	128.691
1946	Cliff Bergere*	Shirley Bergere	Wetteroth/Offy	126.471
1947	Ted Horn*	H. C. Henning	Maserati/Maserati	126.564
1948	Rex Mays*	Bowes Racing Inc.	Kurtis/Winfield	130.577
1949	Duke Nalon	W.C. Winfield	Kurtis/Novi	132.939
1950	Walt Faulkner	J.C. Agajanian	KK2000/Offy	134.343 NR
1951	Duke Nalon*	Jean Marcenac	Kurtis/Novi	136.498 NR
1952	Fred Agabashian*	Cummins Engine Co.	Kurtis/Cummins	138.010 NR
1953	Bill Vukovich	Howard Keck Co.	KK500A/Offy	138.392
1954	Jack McGrath	Jack B. Hinkle	KK500C/Offy	141.033 NR
1955	Jerry Hoyt*	Jim Robbins	Stevens/Offy	140.045
1956	Pat Flaherty	John Zink Co.	Watson/Offy	145.596 NR
1957	Pat O'Connor*	Chapman S. Root	KK500G/Offy	143.948
1958	Dick Rathmann	Kalamazoo Sports Inc.	Watson/Offy	145.974 NR
1959	Johnny Thomson	Racing Associates	Lesovsky/Offy	145.908
1960	Eddie Sachs*	Dean Van Lines Racing	Ewing/Offy	146.592 NR
1961	Eddie Sachs	Dean Van Lines Racing	Ewing/Offy	147.481
1962	Parnelli Jones	J.C. Agajanian	Watson/Offy	150.370 NR
1963	Parnelli Jones	J.C. Agajanian	Watson/Offy	151.153 NR
1964	Jim Clark	Team Lotus	Lotus/Ford	158.828 NR
1965	A.J. Foyt	Ansted-Thompson Rac.	Lotus/Ford	161.233 NR
1966	Mario Andretti	Dean Racing Enterprises	Brawner/Ford	165.899 NR
1967	Mario Andretti	Dean Racing Enterprises	Hawk/Ford	168.982 NR
1968	Joe Leonard	STP Corporation	Lotus/Pratt & Whitney	171.559 NR
1969	A.J. Foyt	Ansted-Thompson Rac.	Coyote/Ford	170.568

INDIANAPOLIS 500 – POLE POSITION WINNERS (cont.)

Year	Driver	Entrant	Car/Engine	Speed (mph)
1970	Al Unser	Vel's Parnelli Jones Ford	P.J. Colt/Ford	170.221
1971	Peter Revson	McLaren Cars	McLaren/Offy	178.696 NR
1972	Bobby Unser	Olsonite Division	Eagle/Offy	195.940 NR
1973	Johnny Rutherford	McLaren Cars	McLaren/Offy	198.413 NR
1974	A.J. Foyt	A. J. Foyt Enterprises	Coyote/Foyt	191.632
1975	A.J. Foyt	A. J. Foyt Enterprises	Coyote/Foyt	193.976
1976	Johnny Rutherford*	Team McLaren	McLaren/Offy	188.957
1977	Tom Sneva	Penske Racing	McLaren/Cosworth	198.884 NR
1978	Tom Sneva	Penske Racing	Penske/Cosworth	202.156 NR
1979	Rick Mears	Penske Racing	Penske/Cosworth	193.736
1980	Johnny Rutherford	Chaparral Racing	Chaparral/Cosworth	192.256
1981	Bobby Unser*	Penske Racing	Penske/Cosworth	200.546
1982	Rick Mears	Penske Racing	Penske/Cosworth	207.004 NR
1983	Teo Fabi	Forsythe Racing	March/Cosworth	207.395 NR
1984	Tom Sneva	Mayer Motor Racing	March/Cosworth	210.029 NR
1985	Pancho Carter	Galles Racing	March/Buick	212.583 NR
1986	Rick Mears	Penske Racing	March/Cosworth	216.828 NR
1987	Mario Andretti	Newman-Haas Racing	Lola/Chevy Indy	215.390
1988	Rick Mears	Penske Racing	Penske/Chevy Indy	219.198 NR
1989	Rick Mears	Penske Racing	Penske/Chevy Indy	223.885 NR
1990	Emerson Fittipaldi	Penske Racing	Penske/Chevy Indy	225.301 NR
1991	Rick Mears*	Penske Racing	Penske/Chevy Indy	224.113
1992	Roberto Guerrero	Kenny Bernstein	Lola/Buick	232.482 NR
1993	Arie Luyendyk	Ganassi Racing	Lola/Ford XB	223.967
1994	Al Unser Jr.	Penske Racing	Penske/Mercedes Benz	228.011
1995	Scott Brayton	Team Menard	Lola/Menard	231.604
1996	Scott Brayton*^	Team Menard	Lola/Menard	233.718
1997	Arie Luyendyk	Treadway Racing	G Force/Aurora	218.263
1998	Billy Boat	A.J. Foyt Enterprises	Dallara/Aurora	223.503
1999	Arie Luyendyk	Treadway Racing	G Force/Aurora	225.179
2000	Greg Ray	Team Menard	Dallara/Oldsmobile	223.471
2001	Scott Sharp	Kelley Racing	Dallara/Oldsmobile	226.037
2002	Bruno Junqueira	Ganassi Racing	G Force/Chevy	231.342
2003	Helio Castroneves	Marlboro Team Penske	Dallara/Toyota	231.725
2004	Buddy Rice	Rahal Letterman Racing	Panoz G Force/Honda	222.024
2005	Tony Kanaan*	Andretti Green Racing	Dallara/Honda	227.566
2006	Sam Hornish Jr.	Marlboro Team Penske	Dallara/Honda	228.985
2007	Helio Castroneves	Marlboro Team Penske	Dallara/Honda	225.817
2008	Scott Dixon	Target Chip Ganassi Racing	Dallara/Honda	226.366
2009	Helio Castroneves	Team Penske	Dallara/Honda	224.864
2010	Helio Castroneves	Team Penske	Dallara/Honda	227.970

Legend: * – Pole winner was not the fastest qualifier; NR – New Record;

^ – Tony Stewart started the 1996 Indianapolis 500 from the pole position after Scott Brayton was fatally injured during practice prior to the race.

• **MULTIPLE POLE POSITION WINNERS** •

One driver with six poles:

Rick Mears 1979, 82, 86, 88-89, 91

Three drivers with four poles:

Rex Mays 1935-36, 40, 48

A.J. Foyt 1965, 69, 74-75

Helio Castroneves 2003, 07, 09, 10

Four drivers with three poles:

Johnny Rutherford 1973, 76, 80

Mario Andretti 1966-67, 87

Tom Sneva 1977-78, 84

Arie Luyendyk 1993, 97, 99

Nine drivers with two poles:

Ralph DePalma 1920-21

Eddie Sachs 1960-61

Jimmy Murphy 1922, 24

Parnelli Jones 1962-63

Leon Duray 1925, 28

Bobby Unser 1972, 81

Bill Cummings 1933, 37

Scott Brayton 1995-96

Duke Nalon 1949, 51

Quick Fact, Records:

• **Most consecutive pole positions:** 2 (10 times) – Ralph DePalma (1920-21), Rex Mays (1935-36), Eddie Sachs (1960-61), Parnelli Jones (1962-63), Mario Andretti (1966-67), A.J. Foyt (1974-75), Tom Sneva (1977-78), Rick Mears (1988-89), Scott Brayton (1995-96), Helio Castroneves (2009-10)

• INDIANAPOLIS 500 – FASTEST & SLOWEST QUALIFIERS •

<u>Year</u>	<u>Fastest Qualifier</u>	<u>Speed</u>	<u>Slowest Qualifier</u>	<u>Speed</u>	<u>Field Avg.</u>
1911	Positions assigned by date of entry; Minimum qualifying speed of 75 mph for .25 mile				
1912	David Bruce-Brown*	88.45	Harry Knight	75.92	81.76
1913	Jack Tower*	88.23	Theodore Pilette	75.52	81.52
1914	Georges Boillot*	99.86	Ray Gilhooly	84.20	90.12
1915	Howard Wilcox	98.90	Willie Haupt	80.36	88.39
1916	John Aitken	96.69	Tom Alley	82.04	89.77
1919	Rene Thomas	104.78	J.J. McCoy	86.50	92.85
1920	Ralph DePalma	99.15	Jean Porporato	79.98	89.40
1921	Ralph DePalma	100.75	Tom Alley	80.50	91.19
1922	Jimmy Murphy	100.50	Howdy Wilcox	81.60	93.78
1923	Tommy Milton	108.17	Howdy Wilcox	81.00	94.64
1924	Jimmy Murphy	108.037	Fred Harder	82.770	97.922
1925	Leon Duray	113.196	M.C. Jones	88.478	104.488
1926	Earl Cooper	111.735	Jack McCarver	86.418	100.196
1927	Frank Lockhart	120.100	Al Melcher	102.918	110.183
1928	Leon Duray	122.391	Henry Kohlert	93.545	109.841
1929	Cliff Woodbury	120.599	Bill Lindau	102.509	110.954
1930	Billy Arnold	113.268	Harry Butcher	87.003	98.989
1931	Billy Arnold*	116.080	Dave Evans	96.871	106.673
1932	Lou Moore	117.363	Kelly Petillo	104.645	111.269
1933	Bill Cummings	118.530	Gene Haustein	107.603	112.426
1934	Kelly Petillo	119.329	Dave Evans	102.414	112.645
1935	Rex Mays	120.736	Bob Sall	110.519	114.896
1936	Rex Mays	119.644	Louis Tomei	111.078	116.685
1937	Jimmy Snyder*	125.287	Deacon Litz	116.372	119.288
1938	Ronney Householder*	125.769	Duke Nalon	113.828	120.032
1939	Jimmy Snyder	130.138	Billy DeVore	116.527	123.567
1940	Rex Mays	127.850	Rene LeBegue	118.981	122.853
1941	Mauri Rose	128.691	Overton Phillips	116.298	122.739
1946	Ralph Hepburn*	133.944	Al Putnam	116.283	122.328
1947	Bill Holland*	128.755	Cy Marshall	115.644	121.039
1948	Duke Nalon*	131.603	Johnny Mauro	121.790	125.505
1949	Duke Nalon	132.939	Manuel Ayulo	125.799	128.036
1950	Walt Faulkner	134.343	Jimmy Jackson	129.208	131.033
1951	Walt Faulkner*	136.872	Bill Mackey	131.473	133.556
1952	Chet Miller*	139.034	Jim Rigsby	133.904	135.504
1953	Bill Vukovich	138.392	Johnny Thomson	135.262	136.429
1954	Jack McGrath	141.033	Frank Armi	137.673	138.632
1955	Jack McGrath*	142.580	Johnny Thomson	134.113	138.796
1956	Pat Flaherty	145.596	Duke Dinsmore	138.430	142.507
1957	Paul Russo*	144.817	Don Freeland	139.649	141.444
1958	Dick Rathmann	145.974	Bob Christie	142.253	143.445
1959	Johnny Thomson	145.908	Jim McWithey	141.215	143.004
1960	Jim Hurtubise*	149.056	Jim McWithey	140.378	144.070
1961	Eddie Sachs	147.481	Bobby Grim	144.029	145.302
1962	Parnelli Jones	150.370	Elmer George	146.092	147.330
1963	Parnelli Jones	151.153	Dempsey Wilson	147.832	149.028
1964	Jim Clark	158.828	Bill Cheesbourg	148.711	152.540
1965	A.J. Foyt	161.233	Bill Cheesbourg	153.774	156.058
1966	Mario Andretti	165.899	Bobby Grim	158.367	160.251
1967	Mario Andretti	168.982	Larry Dickson	162.543	164.173
1968	Joe Leonard	171.559	Larry Dickson	161.124	164.958
1969	A.J. Foyt	170.568	Peter Revson	160.851	166.295

• INDIANAPOLIS 500 – FASTEST & SLOWEST QUALIFIERS (cont.) •

Year	Fastest Qualifier	Speed	Slowest Qualifier	Speed	Field Avg.
1970	Al Unser	170.221	Sam Sessions	165.373	167.139
1971	Peter Revson	178.696	Bob Harkey	169.197	171.665
1972	Bobby Unser	195.940	Cale Yarborough	178.864	183.655
1973	Johnny Rutherford	198.413	Jim McElreath	188.640	192.329
1974	A.J. Foyt	191.632	Larry Cannon	173.963	182.787
1975	A.J. Foyt	193.976	Mike Hiss	181.754	185.057
1976	Mario Andretti*	189.404	Sheldon Kinser	181.114	183.785
1977	Tom Sneva	198.884	Steve Krisiloff	184.691	189.488
1978	Tom Sneva	202.156	Jerry Sneva	187.266	192.584
1979	Rick Mears	193.736	Roger McCluskey	183.908	186.737
1980	Johnny Rutherford	192.256	Gary Bettenhausen	182.463	185.570
1981	Tom Sneva*	200.691	Jerry Karl	186.008	191.244
1982	Rick Mears	207.004	Roger Mears	194.154	197.740
1983	Teo Fabi	207.395	Chet Phillip	183.146	198.406
1984	Tom Sneva	210.029	Chris Kneifel	199.831	203.686
1985	Pancho Carter	212.583	Tony Bettenhausen	204.824	208.138
1986	Rick Mears	216.828	Dick Simon	204.978	210.358
1987	Mario Andretti	215.390	Steve Chassey	202.488	207.194
1988	Rick Mears	219.198	Howdy Holmes	206.970	210.188
1989	Rick Mears	223.885	Bernard Jourdain	213.105	216.588
1990	Emerson Fittipaldi	225.301	Rocky Moran	211.076	217.437
1991	Gary Bettenhausen*	224.468	Gordon Johncock	213.812	218.590
1992	Roberto Guerrero	232.482	Ted Prappas	219.173	223.479
1993	Arie Luyendyk	223.967	Kevin Cogan	217.230	219.692
1994	Al Unser Jr.	228.011	Bryan Herta	220.992	223.270
1995	Scott Brayton	231.604	Eliseo Salazar	225.023	226.912
1996	Arie Luyendyk*	236.986	Scott Harrington	222.185	227.807
1997	Arie Luyendyk	218.263	Fermin Velez	206.512	212.286
1998	Billy Boat	223.503	Johnny Unser	216.316	218.305
1999	Arie Luyendyk	225.179	Wim Eyckmans	220.092	221.558
2000	Greg Ray	223.471	Andy Hillenberg	218.285	220.805
2001	Scott Sharp	226.037	Billy Boat	221.528	223.303
2002	Bruno Junqueira	231.342	Billy Boat	226.589	228.648**
2003	Helio Castroneves	231.725	Airton Dare	223.609	223.609
2004	Buddy Rice	222.024	Robby McGehee	211.631	217.821
2005	Kenny Brack*	227.598	Felipe Giaffone	217.645	223.895
2006	Sam Hornish Jr.	228.985	Thiago Medeiros	215.729	222.688
2007	Helio Castroneves	225.817	Marty Roth	218.922	222.505
2008	Scott Dixon	226.366	Marty Roth	218.965	222.302
2009	Helio Castroneves	224.864	Ryan Hunter-Reay	220.597	222.480
2010	Helio Castroneves	227.970	Sebastian Saavedra	223.634	224.974

Legend: * - Fastest qualifier was not the pole winner

** - Fastest field in history

• TOP 10 MOST EVENLY MATCHED FIELDS BY SPEED •

Difference	Year	Fastest Qualifier	Speed	Slowest Qualifier	Speed
3.130 mph	1953	Bill Vukovich	138.392	Johnny Thomson	135.262
3.321	1963	Parnelli Jones	151.153	Dempsey Wilson	147.832
3.360	1954	Jack McGrath	141.033	Frank Armi	137.673
3.452	1961	Eddie Sachs	147.481	Bobby Grim	144.029
3.721	1958	Dick Rathmann	145.974	Bob Christie	142.253
4.267	2009	Helio Castroneves	224.864	Ryan Hunter-Reay	220.597
4.278	1962	Parnelli Jones	150.370	Elmer George	146.092
4.336	2010	Helio Castroneves	227.970	Sebastian Saavedra	223.634
4.509	2001	Scott Sharp	226.037	Billy Boat	221.528
4.693	1959	Johnny Thomson	145.908	Jim McWhitey	141.215

• TOP 10 MOST EVENLY MATCHED FIELDS BY TIME •

Difference	Year	Fastest Qualifier	Time	Slowest Qualifier	Time
3.0622 sec.	2010	Helio Castroneves	2:37.9154	Sebastian Saavedra	2:40.9776
3.0967	2009	Helio Castroneves	2:40.0967	Ryan Hunter-Reay	2:43.1934
3.2422	2001	Scott Sharp	2:39.2658	Billy Boat	2:42.5080
3.2646	2002	Bruno Junqueira	2:35.6136	Billy Boat	2:38.8782
3.695	1999	Arie Luyendyk	2:39.873	Wim Eeckmans	2:43.568
4.546	1995	Scott Brayton	2:35.438	Eliseo Salazar	2:39.984
4.985	1993	Arie Luyendyk	2:40.738	Kevin Cogan	2:45.723
5.015	1994	Al Unser Jr.	2:37.887	Bryan Herta	2:42.902
5.0207	2007	Helio Castroneves	2:39.4214	Marty Roth	2:44.4421
5.35	1963	Parnelli Jones	3:58.17	Dempsey Wilson	4:03.52

Note: Four-lap qualifying procedure used in 1920-32, 1939-41 and 1946-present.

Quick Facts, Records:

- **Most unbalanced field by time/speed:** 1 minute, 30 seconds, 28.846 mph – Leon Duray over Henry Kuhlert (1928)
- **Most times fastest qualifier:** 5 – Rick Mears (1979, 82, 86, 88-89)

• INDIANAPOLIS 500 – ONE-LAP QUALIFICATION RECORDS •

<u>Year</u>	<u>Date</u>	<u>Driver</u>	<u>Entrant</u>	<u>Car/Engine</u>	<u>Speed</u>
1912	5/26	Teddy Tetzlaff	E. Hewlett	Fiat/Fiat	84.250
	5/27	David Bruce-Brown	Nat'l Motor Vehicle Co.	National/National	88.450
1914	5/26	Rene Thomas	L. Delage Co.	Delage/Delage	94.530
	5/26	Teddy Tetzlaff	United States Motor Co.	Maxwell/Maxwell	96.250
	5/26	Jules Goux	Jules Goux	Peugeot/Peugeot	98.130
	5/27	Georges Boillot	Georges Boillot	Peugeot/Peugeot	99.860
1919	5/27	Rene Thomas	Ernest Ballot	Ballot/Ballot	104.780
1923	5/26	Tommy Milton	H.C.S. Motor Co.	Miller/Miller	109.450
1925	5/26	Earl Cooper	Cliff Durant	Miller/Miller	110.728
	5/26	Harry Hartz	Harry Hartz	Miller/Miller	112.994
	5/26	Peter DePaolo	Duesenberg Bros.	Duesenberg/Duesenberg	114.285
1926	5/27	Frank Lockhart	Peter Kreis	Miller/Miller	115.488
1927	5/26	Harry Hartz	Harry Hartz	Miller/Miller	117.294
	5/26	Peter DePaolo	Peter DePaolo	Miller/Miller	120.546
	5/26	Frank Lockhart	Frank S. Lockhart	Miller/Miller	120.918
1928	5/26	Cliff Woodbury	Boyle Valve Co.	Miller/Miller	121.082
	5/26	Leon Duray	Leon Duray	Miller/Miller	124.018
1937	5/15	Bill Cummings	H.C. Henning	Miller/Offy	125.139
	5/23	Jimmy Snyder	Joel Thorne Inc.	Adams/Sparks	130.492
1939	5/20	Jimmy Snyder	Joel Thorne Inc.	Adams/Sparks	130.757
1946	5/26	Ralph Hepburn	W.C. Winfield	Kurtis/Novi	134.449
1950	5/13	Walt Faulkner	J.C. Agajanian	KK2000/Offy	136.013
1951	5/12	Duke Nalon	Jean Marcenac	Kurtis/Novi	137.049
	5/19	Walt Faulkner	J.C. Agajanian	Kuzma/Offy	138.122
1952	5/17	Fred Agabashian	Cummins Engine Co.	Kurtis/Cummins	139.104
	5/24	Bill Vukovich	Howard Keck Co.	KK500A/Offy	139.427
	5/24	Chet Miller	Lewis W. Welch	Kurtis/Novi	139.600
1954	5/15	Johnny Thomson	H.A. Chapman	Nichels/Offy	139.686
	5/15	Jack McGrath	Jack B. Hinkle	KK500C/Offy	141.287
1955	5/15	Bill Vukovich	Lindsey Hopkins	KK500C/Offy	141.309
	/15	Jack McGrath	Jack B. Hinkle	KK500C/Offy	143.793
1956	5/19	Jim Rathmann	Lindsey Hopkins	KK500C/Offy	146.033
	5/19	Pat Flaherty	John Zink Co.	Watson/Offy	146.056
1958	5/17	Ed Elisian	Ellen McKinney Zink	Watson/Offy	146.508
1959	5/16	Johnny Thomson	Racing Associates	Lesovsky/Offy	146.532
1960	5/14	Jim Rathmann	Ken-Paul Inc.	Watson/Offy	146.915
	5/14	Eddie Sachs	Dean Van Lines Racing	Ewing/Offy	147.251
	5/22	Jim Hurtubise	Ernest L. Ruiz	Christensen/Offy	149.601
1962	5/12	Len Sutton	Leader Cards Inc.	Watson/Offy	149.900
	5/12	Parnelli Jones	J.C. Agajanian	Watson/Offy	150.729
1963	5/18	Parnelli Jones	J.C. Agajanian	Watson/Offy	151.847
1964	5/16	Rodger Ward	Leader Cards Inc.	Watson/Ford	157.563
	5/16	Bobby Marshman	Lindsey Hopkins	Lotus/Ford	158.562
	5/16	Jim Clark	Team Lotus	Lotus/Ford	159.377
1965	5/15	Mario Andretti	Auto Techs Inc.	Brawner/Ford	159.405
	5/15	Jim Clark	Team Lotus	Lotus/Ford	160.973
	5/15	A.J. Foyt	Ansted-Thompson Racing	Lotus/Ford	161.958
1966	5/14	George Snider	Ansted-Thompson Racing	Coyote/Ford	163.014
	5/14	Mario Andretti	Dean Racing Enterprises	Brawner/Ford	166.328
1967	5/13	Dan Gurney	All American Racers	Eagle/Ford	167.942
	5/13	Mario Andretti	Dean Racing Enterprises	Hawk/Ford	169.779
1968	5/18	Graham Hill	STP Corporation	Lotus/Pratt & Whitney	171.887
	5/18	Joe Leonard	STP Corporation	Lotus/Pratt & Whitney	171.953

INDIANAPOLIS 500 – ONE-LAP QUALIFICATION RECORDS (cont.)

Year	Date	Driver	Entrant	Car/Engine	Speed
1971	5/15	A.J. Foyt	Thompson Industries	Coyote/Ford	174.656
	5/15	Mark Donohue	Penske Racing	McLaren/Offy	178.607
	5/15	Peter Revson	McLaren Cars	McLaren/Offy	179.354
1972	5/14	Billy Vukovich	Jerry O'Connell	Eagle/Offy	185.797
	5/14	Joe Leonard	Vel's Parnelli Jones	Parnelli/Offy	185.950
	5/14	Mario Andretti	Vel's Parnelli Jones	Parnelli/Offy	188.758
	5/14	Gary Bettenhausen	Penske Racing	McLaren/Offy	189.474
	5/14	Bobby Unser	Olsonite Division	Eagle/Offy	196.678
1973	5/12	Swede Savage	Patrick Racing	Eagle/Offy	197.152
	5/12	Johnny Rutherford	McLaren Cars	McLaren/Offy	199.071
1977	5/14	Tom Sneva	Penske Racing	McLaren/Cosworth	200.535
1978	5/20	Tom Sneva	Penske Racing	Penske/Cosworth	203.620
1982	5/15	Kevin Cogan	Penske Racing	Penske/Cosworth	204.638
	5/15	Rick Mears	Penske Racing	Penske/Cosworth	207.612
1983	5/21	Teo Fabi	Forsythe Racing	March/Cosworth	208.049
1984	5/12	Rick Mears	Penske Racing	March/Cosworth	208.502
	5/12	Mario Andretti	Newman-Haas Racing	Lola/Cosworth	209.687
	5/12	Tom Sneva	Mayer Motor Racing	March/Cosworth	210.689
1985	5/11	Scott Brayton	Brayton Engineering	March/Buick	214.199
1986	5/10	Danny Sullivan	Penske Racing	March/Cosworth	215.755
	5/10	Rick Mears	Penske Racing	March/Cosworth	217.581
1988	5/14	Danny Sullivan	Penske Racing	Penske/Chevy Indy	217.749
	5/14	Rick Mears	Penske Racing	Penske/Chevy Indy	220.453
1989	5/14	Al Unser	Penske Racing	Penske/Chevy Indy	223.803
	5/14	Rick Mears	Penske Racing	Penske/Chevy Indy	224.254
1990	5/13	Emerson Fittipaldi	Penske Racing	Penske/Chevy Indy	225.575
1992	5/9	Arie Luyendyk	Chip Ganassi Racing	Lola/Ford Cosworth	229.305
	5/9	Gary Bettenhausen	Team Menard	Lola/Buick	229.317
	5/9	Roberto Guerrero	Kenny Bernstein	Lola/Buick	232.618
1996	5/11	Davy Jones	Galles Racing	Lola/Mercedes Ilmor	233.064
	5/11	Tony Stewart	Team Menard	Lola/Menard	233.179
	5/11	Scott Brayton	Team Menard	Lola/Menard	233.851
	5/12	Arie Luyendyk	Byrd-Treadway Racing	Reynard/Ford Cosworth	237.498

•**Most times setting one-lap track record:** 5 – Mario Andretti (1965-67, 72, 84), Rick Mears (1982, 84, 86, 88-89)

BROKEN SPEED BARRIERS – QUALIFICATIONS

Barrier	Winner, Engine (speed, year)
100 mph	Rene Thomas, Delage (104.785 mph, 1919)
110 mph	Earl Cooper, Miller (110.728 mph, 1925)
120 mph	Frank Lockhart, Miller (120.546 mph, 1927)
130 mph	Jimmy Snyder, Sparks (130.492, 1937)
140 mph	Jack McGrath, Offy (141.287 mph, 1954)
150 mph	Parnelli Jones, Offy (150.729 mph, 1962)
160 mph	Jim Clark, Ford (160.973 mph, 1965)
170 mph	Graham Hill, Pratt & Whitney (171.887 mph, 1968)
180 mph	Billy Vukovich, Offy (185.797 mph, 1972)
190 mph	Bobby Unser, Offy (196.678 mph, 1972)
200 mph	Tom Sneva, Cosworth (200.535 mph, 1977)
210 mph	Tom Sneva, Cosworth (210.689 mph, 1984)
220 mph	Rick Mears, Chevy Indy V8 (220.453 mph, 1988)
230 mph	Roberto Guerrero, Buick (232.618 mph, 1992)

INDIANAPOLIS 500 – FOUR-LAP QUALIFICATION RECORDS

Year	Date	Driver	Entrant	Car/Engine	Speed
1920	5/26	Art Klein	Frontenac Motor Co.	Frontenac/Frontenac	92.700
	5/26	Louis Chevrolet	William Small Co.	Frontenac/Frontenac	96.360
	5/26	Joe Boyer	Frontenac Motor Co.	Frontenac/Frontenac	96.900
	5/26	Ralph DePalma	Ralph DePalma	Ballot/Ballot	99.150
1921	5/25	Ralph DePalma	Ralph DePalma	Ballot/Ballot	100.750
1923	5/26	Tommy Milton	H.C.S. Motor Co.	Miller/Miller	108.170
1925	5/26	Earl Cooper	Cliff Durant	Miller/Miller	110.487
	5/26	Harry Hartz	Harry Hartz	Miller/Miller	112.433
	5/26	Peter DePaolo	Duesenberg Bros.	Duesenberg/Duesenberg	113.083
	5/26	Leon Duray	Harry Hartz	Miller/Miller	113.196
1927	5/26	Ralph Hepburn	Cliff Woodbury	Miller/Miller	114.209
	5/26	Harry Hartz	Harry Hartz	Miller/Miller	116.731
	5/26	Peter DePaolo	Peter DePaolo	Miller/Miller	119.510
	5/26	Frank Lockhart	Frank S. Lockhart	Miller/Miller	120.100
1928	5/26	Cliff Woodbury	Boyle Valve Co.	Miller/Miller	120.417
	5/26	Leon Duray	Leon Duray	Miller/Miller	122.391
(Qualifications between 1933-38 were 10 laps rather than four)					
1939	5/20	Cliff Bergere	Lewis W. Welch	Miller/Offy	123.835
	5/20	Louis Meyer	Bowes Racing Inc	Stevens/Winfield	130.067
	5/20	Jimmy Snyder	Joel Thorne Inc.	Adams/Sparks	130.138
1946	5/26	Ralph Hepburn	W.C. Winfield	Kurtis/Novi	133.944
1950	5/13	Walt Faulkner	J. C. Agajanian	KK2000/Offy	134.343
1951	5/12	Duke Nalon	Jan Marcenac	Kurtis/Novi	136.498
	5/19	Walt Faulkner	J.C. Agajanian	Kuzma/Offy	136.872
1952	5/17	Andy Linden	Hart Fullerton	KK4000/Offy	137.002
	5/17	Fred Agabashian	Cummins Engine Co.	Kurtis/Cummins	138.010
	5/24	Bill Vukovich	Howard Keck Co.	KK500A/Offy	138.212
	5/26	Chet Miller	Lewis W. Welch	Kurtis/Novi	139.034
1954	5/15	Jack McGrath	Jack B. Hinkle	KK500C/Offy	141.033
1955	5/15	Bill Vukovich	Lindsey Hopkins	KK500C/Offy	141.071
	5/15	Jack McGrath	Jack B. Hinkle	KK500C/Offy	142.580
1956	5/19	Jim Rathmann	Lindsey Hopkins	KK500C/Offy	145.120
	5/19	Pat Flaherty	John Zink Co.	Watson/Offy	145.596
1958	5/17	Ed Elisian	Ellen McKinney Zink	Watson/Offy	145.926
	5/17	Dick Rathmann	Kalamazoo Sports Inc.	Watson/Offy	145.974
1960	5/14	Jim Rathmann	Ken-Paul Inc.	Watson/Offy	146.371
	5/14	Eddie Sachs	Dean Van Lines Racing	Ewing/Offy	146.592
	5/22	Jim Hurtubise	Ernest L Ruiz	Christensen/Offy	149.056
1962	5/12	Len Sutton	Leader Cards Inc	Watson/Offy	149.328
	5/12	Parnelli Jones	J. C. Agajanian	Watson/Offy	150.370
1963	5/18	Parnelli Jones	J. C. Agajanian	Watson/Offy	151.153
1964	5/16	Rodger Ward	Leader Cards Inc	Watson/Ford	156.406
	5/16	Bobby Marshman	Lindsey Hopkins	Lotus/Ford	157.867
	5/16	Jim Clark	Team Lotus	Lotus/Ford	158.828
1965	5/15	Mario Andretti	Auto Techs Inc.	Brawner/Ford	158.849
	5/15	Jim Clark	Team Lotus	Lotus/Ford	160.729
	5/15	A.J. Foyt	Ansted-Thompson Racing	Lotus/Ford	161.233
1966	5/14	George Snider	Ansted-Thompson Racing	Coyote/Ford	162.521
	5/14	Mario Andretti	Dean Racing Enterprises	Brawner/Ford	165.899
1967	5/13	Joe Leonard	A. J. Foyt	Coyote/Ford	166.098
	5/13	Dan Gurney	All American Racers	Eagle/Ford	167.224
	5/13	Mario Andretti	Dean Racing Enterprises	Hawk/Ford	168.982
1968	5/18	Graham Hill	STP Corporation	Lotus/Pratt & Whitney	171.208
	5/18	Joe Leonard	STP Corporation	Lotus/Pratt & Whitney	171.559

• INDIANAPOLIS 500 – FOUR-LAP QUALIFICATION RECORDS (cont.) •

Year	Date	Driver	Entrant	Car/Engine	Speed
1971	5/15	A.J. Foyt	Thompson Industries	Coyote/Ford	174.317
	5/15	Mark Donohue	Penske Racing	McLaren/Offy	177.087
	5/15	Peter Revson	McLaren Cars	McLaren/Offy	178.696
1972	5/14	Joe Leonard	Vel's Parnelli Jones	Parnelli/Offy	185.223
	5/14	Mario Andretti	Vel's Parnelli Jones	Parnelli/Offy	187.617
	5/14	Gary Bettenhausen	Penske Racing	McLaren/Offy	188.877
1973	5/14	Bobby Unser	Olsonite Division	Eagle/Offy	195.940
	5/12	Swede Savage	Patrick Racing	Eagle/Offy	196.582
1977	5/12	Johnny Rutherford	McLaren Cars	McLaren/Offy	198.413
	5/14	Tom Sneva	Penske Racing	McLaren/Cosworth	198.884
1978	5/20	Tom Sneva	Penske Racing	Penske/Cosworth	202.156
1982	5/15	Kevin Cogan	Penske Racing	Penske/Cosworth	204.082
	5/15	Rick Mears	Penske Racing	Penske/Cosworth	207.004
1983	5/21	Teo Fabi	Forsythe Racing	March/Cosworth	207.395
1984	5/12	Rick Mears	Penske Racing	March/Cosworth	207.847
	5/12	Tom Sneva	Mayer Motor Racing	March/Cosworth	210.029
1985	5/11	Scott Brayton	Brayton Engineering	March/Buick	212.354
	5/11	Pancho Carter	Galles Racing	March/Buick	212.583
1986	5/10	Danny Sullivan	Penske Racing	March/Cosworth	215.382
	5/10	Rick Mears	Penske Racing	March/Cosworth	216.828
1988	5/14	Rick Mears	Penske Racing	Penske/Chevy Indy	219.198
1989	5/14	Al Unser	Penske Racing	Penske/Chevy Indy	223.471
	5/14	Rick Mears	Penske Racing	Penske/Chevy Indy	223.885
1990	5/13	Emerson Fittipaldi	Penske Racing	Penske/Chevy Indy	225.301
1992	5/9	Arie Luyendyk	Chip Ganassi Racing	Lola/Ford Cosworth	229.127
	5/9	Roberto Guerrero	Kenny Bernstein	Lola/Buick	232.482
1996	5/11	Davy Jones	Galles Racing	Lola/Mercedes Ilmor	232.882
	5/11	Tony Stewart	Team Menard	Lola/Menard	233.100
	5/11	Scott Brayton	Team Menard	Lola/Menard	233.718
	5/12	Arie Luyendyk	Byrd-Treadway Racing	Reynard/Ford Cosworth	236.986

•**Most times setting four-lap track record:** 5 – Rick Mears (1982, 84, 86, 88-89)

• DRIVER MILESTONES – QUALIFICATIONS •

- Most pole positions:** 6 – Rick Mears (1979, 1982, 1986, 1988-89, 1991)
- Most consecutive pole positions:** 2 (10 times) – Ralph DePalma (1920-21), Rex Mays (1935-36), Eddie Sachs (1960-61), Parnelli Jones (1962-63), Mario Andretti (1966-67), A.J. Foyt (1974-75), Tom Sneva (1977-78), Rick Mears (1988-89), Scott Brayton (1995-96), Helio Castroneves (2009-10)
- Most times starting on front row:** 11 – Rick Mears (1978-79, 82-84, 86-91)
- Most consecutive times starting on front row:** 6 – Rick Mears (1986-91)
- Highest starting position, rookie:** Pole – Lewis Strang (1911, first entered), Jean Chassagne (1914, drew pole), Walt Faulkner (1950), Teo Fabi (1983), Tony Stewart (1996*)
- Highest starting position, woman:** 4th – Danica Patrick (2005)
- Worst finish from pole:** 33rd – Cliff Woodbury (1929), Pancho Carter (1985), Roberto Guerrero (1992), Greg Ray (2000), Scott Sharp (2001)
- Most consistent qualifying laps:** .0049 of a second difference – Scott Dixon (2008) - set in qualifying attempt that was later withdrawn.
- Smallest time difference between the two fastest qualifiers:** .01 of a second – Al Unser over Johnny Rutherford (1970)
- Largest time difference between the two fastest qualifiers:** 13.13 seconds – Tommy Milton over Jimmy Murphy (1923)
- Youngest pole winner:** Rex Mays, 22 years, 81 days (1935)
- Oldest pole winner:** Cliff Bergere, 49 years, 175 days (1946)

* – Tony Stewart started the 1996 Indianapolis 500 from the pole position after Scott Brayton was fatally injured in practice before the race.

• CAR NUMBER HISTORY – INDIANAPOLIS 500 POLE WINNERS •

Car #	Poles	Last Pole (Driver)
1	13	2000 (Greg Ray)
2	6	1976 (Johnny Rutherford)
3	9	2010 (Helio Castroneves)
4	7	1989 (Rick Mears)
5	7	1999 (Arie Luyendyk)
6	6	2006 (Sam Hornish Jr.)
7	1	1973 (Johnny Rutherford)
8	5	2001 (Scott Sharp)
9	2	2008 (Scott Dixon)
10	2	1993 (Arie Luyendyk)
11	2	2005 (Tony Kanaan)
12	3	1961 (Eddie Sachs)
14	3	1975 (A.J. Foyt)
15	1	2004 (Buddy Rice)
16	1	1937 (Bill Cummings)

Car #	Poles	Last Pole (Driver)
17	1	1934 (Kelly Petillo)
18	2	1951 (Duke Nalon)
19	1	1913 (Caleb Bragg)
23	2	1955 (Jerry Hoyt)
28	2	1952 (Freddie Agabashian)
31	2	1994 (Al Unser Jr.)
32	1	1996 (Scott Brayton)
33	5	2002 (Bruno Junqueira)
35	1	1922 (Jimmy Murphy)
36	1	1992 (Roberto Guerrero)
54	1	1949 (Duke Nalon)
60	2	1995 (Scott Brayton)
86	1	1971 (Peter Revson)
97	1	1958 (Dick Rathmann)
98	3	1963 (Parnelli Jones)

• MULTIPLE INDIANAPOLIS 500 POLES – OWNER/ENTRANT •

Roger Penske – 16

Tom Sneva (1977, 1978)
 Rick Mears (1979, 1982, 1986, 1988, 1989, 1991)
 Bobby Unser (1981)
 Emerson Fittipaldi (1990)
 Al Unser Jr. (1994)
 Helio Castroneves (2003, 2007, 2009, 2010)
 Sam Hornish Jr. (2006)

Al Dean – 4

Eddie Sachs (1960, 1961)
 Mario Andretti (1966, 1967)

Mike Boyle – 4

Cliff Woodbury (1929)
 Bill Cummings (1933, 1937)
 Lou Moore (1932)

A.J. Foyt – 3

A.J. Foyt (1974, 1975)
 Billy Boat (1998)

J.C. Agajanian – 3

Walt Faulkner (1950)
 Parnelli Jones (1962, 1963)

John Menard – 3

Scott Brayton (1995, 1996)
 Greg Ray (2000)

Team McLaren – 3

Peter Revson (1971)
 Johnny Rutherford (1973, 1976)

Chip Ganassi – 3

Arie Luyendyk (1993)
 Bruno Junqueira (2002)
 Scott Dixon (2008)

• INDIANAPOLIS 500 – PACE CARS •

Year	Pace Car	Driver
1911	Stoddard-Dayton	Carl G. Fisher
1912	Stutz	Carl G. Fisher
1913	Stoddard-Dayton	Carl G. Fisher
1914	Stoddard-Dayton	Carl G. Fisher
1915	Packard "6"	Carl G. Fisher
1916	Premier "6"	Frank E. Smith
1919	Packard V-12 (called Twin Six)	Col. J. G. Vincent
1920	Marmon "6" (Model 34)	Barney Oldfield
1921	H.C.S. "6"	Harry C. Stutz
1922	National Sextet	Barney Oldfield
1923	Duesenberg	Fred S. Duesenberg
1924	Cole V-8	Lew Pettijohn
1925	Rickenbacker "8"	Eddie Rickenbacker
1926	Chrysler Imperial 80	Louis Chevrolet
1927	LaSalle V-8	"Big Boy" Rader
1928	Marmon "8" (Model 78)	Joe Dawson
1929	Studebaker President	George Hunt
1930	Cord L-29	Wade Morton
1931	Cadillac	"Big Boy" Rader
1932	Lincoln	Edsel Ford
1933	Chrysler Imperial (Phaeton)	Byron Foy
1934	LaSalle	"Big Boy" Rader
1935	Ford V-8	Harry Mack
1936	Packard 120	Tommy Milton
1937	LaSalle Series 50	Ralph DePalma
1938	Hudson 112	Stuart Baits
1939	Buick Roadmaster	Charles Chayne
1940	Studebaker	Harry Hartz
1941	Chrysler-Newport (Phaeton)	A.B. Couture
1946	Lincoln V-12	Henry Ford II
1947	Nash Ambassador	George W. Mason
1948	Chevrolet Fleetmaster	Wilbur Shaw
1949	Oldsmobile 88	Wilbur Shaw
1950	Mercury	Benson Ford
1951	Chrysler New Yorker V-8	Dave Wallace
1952	Studebaker Commander	P.O. Peterson
1953	Ford Crestline Sunliner	William C. Ford
1954	Dodge Royal	William C. Newburg
1955	Chevrolet Bel Air	T.H. Keating
1956	DeSoto Adventurer	L.I. Woolson
1957	Mercury Convertible Cruiser	F.C. Reith
1958	Pontiac Bonneville	Sam Hanks
1959	Buick Electra 225	Sam Hanks
1960	Oldsmobile 98	Sam Hanks
1961	Ford Thunderbird	Sam Hanks
1962	Studebaker Lark	Sam Hanks
1963	Chrysler 300	Sam Hanks
1964	Ford Mustang	Benson Ford
1965	Plymouth Sports Fury	P.M. Buckminster
1966	Mercury Comet Cyclone GT	Benson Ford
1967	Chevrolet Camaro	Mauri Rose
1968	Ford Torino/Fairlane	William C. Ford
1969	Chevrolet Camaro	Jim Rathmann
1970	Oldsmobile 4-4-2	Rodger Ward
1971	Dodge Challenger	Eldon Palmer
1972	Hurst/Olds	Jim Rathmann
1973	Cadillac Eldorado	Jim Rathmann

<u>Year</u>	<u>Pace Car</u>	<u>Driver</u>
1974	Hurst/Olds	Jim Rathmann
1975	Buick V-8	James Garner
1976	Buick V-6	Marty Robbins
1977	Oldsmobile Delta 88	James Garner
1978	Chevrolet Corvette	Jim Rathmann
1979	Ford Mustang	Jackie Stewart
1980	Pontiac Turbo-Trans Am	Johnnie Parsons
1981	Buick Regal V-6	Duke Nalon
1982	Chevrolet Camaro Z28	Jim Rathmann
1983	Buick Riviera Convertible	Duke Nalon
1984	Pontiac Fiero	John Callies
1985	Oldsmobile Calais	James Garner
1986	Chevrolet Corvette	Gen. Chuck Yeager
1987	Chrysler LeBaron	Carroll Shelby
1988	Oldsmobile Cutlass Supreme	Gen. Chuck Yeager
1989	20th Anniversary Pontiac Trans Am	Bobby Unser
1990	Chevrolet Beretta	Jim Perkins
1991	Dodge Viper V-10	Carroll Shelby
1992	Cadillac Allante	Bobby Unser
1993	Chevrolet Camaro Z-28	Jim Perkins
1994	Ford Mustang Cobra	Parnelli Jones
1995	Chevrolet Corvette	Jim Perkins
1996	Dodge Viper GTS	Robert A. Lutz
1997	Oldsmobile Aurora	Johnny Rutherford
1998	Chevrolet Corvette	Parnelli Jones
1999	Chevrolet Monte Carlo	Jay Leno
2000	Oldsmobile Aurora	Anthony Edwards
2001	Oldsmobile Bravada	Elaine Irwin-Mellencamp
2002	Chevrolet Corvette	Jim Caviezel
2003	Chevrolet SSR	Herb Fishel
2004	Chevrolet Corvette C5	Morgan Freeman
2005	Chevrolet Corvette C6	Gen. Colin Powell
2006	Chevrolet Corvette Z06	Lance Armstrong
2007	Chevrolet Corvette Convertible	Patrick Dempsey
2008	Chevrolet Corvette Z06 E85	Emerson Fitipaldi
	Chevrolet Corvette commemorative edition	
2009	2010 Chevrolet Camaro	Josh Duhamel
2010	2010 Chevrolet Camaro SS	Robin Roberts
2011	2011 Chevrolet Camaro Convertible	Donald Trump

Quick Facts, Records:

- Most times selected as Pace Car:** 22 – Chevrolet (1948, 55, 67, 69, 78, 82, 86, 90, 93, 95, 98-99, 02-11)
- Second-most times selected as Pace Car:** 11 – Oldsmobile (1949, 60, 70, 72, 74, 77, 85, 88, 97, 00-01)
- Most times selected as Pace Car driver:** 6 – Sam Hanks (1958-63), Jim Rathmann (1969, 72-74, 78, 82)

**NATIONAL ANTHEM PERFORMERS/
SINGERS AT THE INDIANAPOLIS 500**

1970	Al Hirt	2002	Cadet Josephine Holmon
1971	Purdue University Band	2003	Daniel Rodriguez – New York City Fire Department
1972	Purdue University Band	2004	Jessica Simpson
1973	Purdue University Band	2005	Senior Airman Edward “Justin” Allen – U.S. Air Force
1974	Purdue University Band		Staff Sgt. Mark Roberts – U.S. Army
1975	Purdue University Band		Staff Sgt. Remayl Shaffer-Hardy – U.S. Marine Corps
1976	Tom Sullivan & “Up with the People”		Petty Officer (MU3) Saralee Wirt – U.S. Navy
1977	Purdue University Band	2006	Senior Airman Edward “Justin” Allen – U.S. Air Force
1978	Purdue University Band		Sgt. Jennifer Castle – U.S. Army Guard
1979	Purdue University Band		MU1 Lisa Taylor – U.S. Coast Guard
1980	Purdue University Band		Gunnery Sgt. Remayl Shaffer-Hardy – U.S. Marine Corps
1981	Purdue University Band		Petty Officer (MU3) Landon Crissup – U.S. Navy
1982	Louis Sudler	2007	Senior Master Sergeant Angela Burns – U.S. Air Force
1983	James Huber		Staff Sergeant Colin Eaton – U.S. Army
1984	Purdue University Band		Petty Officer Lisa Williamson – U.S. Coast Guard
1985	Robert McFarlin – N.Y. Metropolitan Opera		Sergeant Terri Kopetzki – U.S. Marine Corps
1986	David Hasselhoff – Actor		Petty Officer J. David Sigmon – U.S. Navy
1987	Sandi Patti	2008	Julianne Hough
1988	Sandi Patti	2009	Major Lisa Kopczynski, Indiana National Guard
1989	Tom Hudnut – Brother of Longtime Indianapolis Mayor Bill Hudnut	2010	Jewel
1990	Sandi Patti		
1991	Sandi Patti		
1992	Sandi Patti		
1993	Florence Henderson		
1994	Florence Henderson		
1995	Florence Henderson		
1996	Florence Henderson		
1997	Florence Henderson		
1998	Elizabeth Burch		
1999	CeCe Winans		
2000	Jessica Andrews		
2001	Steven Tyler		

“BACK HOME AGAIN IN INDIANA” SINGERS

1946: James Melton	1969: Mack Shultz	1991: Jim Nabors
1947: James Melton	1970: Saverio Sardis	1992: Jim Nabors
1948: James Melton	1971: Peter DePaolo	1993: Jim Nabors
1949: Frank Parrish	1972: Jim Nabors	1994: Jim Nabors
1950: James Melton	1973: Jim Nabors (May 28)	1995: Jim Nabors
1951: Frank Parrish	1974: Jim Nabors	1996: Jim Nabors
1952: Morton Downey Sr.	1975: Jim Nabors	1997: Jim Nabors
1953: Morton Downey Sr.	1976: Jim Nabors	1998: Jim Nabors
1954: James Melton	1977: Jim Nabors	1999: Jim Nabors
1955: Dinah Shore	1978: Jim Nabors	2000: Jim Nabors
1956: Brian Sullivan	1979: Peter Marshall	2001: Jim Nabors
1957: Jerome Hines	1980: Dr. Richard Smith	2002: Jim Nabors
1958: Brian Sullivan	1981: Phil Harris	2003: Jim Nabors
1959: Purdue University Glee Club	1982: Louis Sudler	2004: Jim Nabors
1960: Dennis Morgan	1983: Jim Nabors	2005: Jim Nabors
1961: Mel Torme	1984: Jim Nabors	2006: Jim Nabors
1962: David Cochard	1985: Walt Disney World Singers	2007: Race Fans and Purdue University Band
1963: Brian Sullivan	1986: John Davies with 74th Army Band	2008: Jim Nabors
1964: Vic Damone	1987: Jim Nabors	2009: Jim Nabors
1965: Johnny Desmond	1988: Jim Nabors	2010: Jim Nabors
1966: Ed Ames	1989: Jim Nabors	
1967: N/A	1990: Jim Nabors	
1968: Purdue University Band		

• PIT STOP CHALLENGE CHAMPIONS & RUNNERS-UP •

Year	Pos.	Driver	Team	Chief Mechanic	Time (sec.)	Race S/F
1977	1st	Jim McElreath	Fred W. Carillo	Dave Klym	15.09	20/23
	2nd	Wally Dallenbach	Patrick Racing	George Bignotti	15.82	10/4
1978	1st	Johnny Rutherford	Team McLaren	Phil Sharp/Steve Roby	13.80	4/13
	2nd	Larry Dickson	Polak Racing	Chuck Looper	17.27	9/22
1979	1st	Johnny Rutherford	Team McLaren	Steve Roby	13.51	8/18
	2nd	Tom Sneva	Jerry O'Connell	Jud Phillips	13.94	2/15
1980	1st	Tom Bigelow	AMI Racing Division	Paul Leffler	14.04	3/18
	2nd	Greg Leffler	AMI Racing Division	Paul Leffler	14.50	23/10
1981	1st	Bobby Unser	Penske Cars Ltd.	Laurie Gerrish	13.00	1/1
	2nd	Larry Cannon	Kraco Racing	Phil Thrasher	23.20	14/33
1982	1st	Rick Mears	Penske Cars Ltd.	Peter Parrott	13.93	1/2
	2nd	A.J. Foyt	A.J. Foyt Enterprises	Jack Starne	18.05	3/19
1983	1st	Rick Mears	Penske Cars Ltd.	Peter Parrott	13.860	3/3
	2nd	Pancho Carter	Alex Morales	Johnny Capels	15.528	14/7
1984	1st	Michael Andretti	Kraco Enterprises	Brian Stewart	18.520	4/5
	2nd	Howdy Holmes	Mayer Motor Racing	Steve Roby	18.948	2/13
1985	1st	Danny Sullivan	Penske Cars Ltd.	Chuck Sprague	11.742	8/1
	2nd	Howdy Holmes	Forsythe Racing	Barry Green	11.750	19/10
1986	1st	Danny Sullivan	Penske Cars Ltd.	Chuck Sprague	20.288	2/9
	2nd	Bobby Rahal	Budweiser/Truesports	Steve Horne	22.734	4/1
1987	1st	Mario Andretti	Newman/Haas Racing	Colin Duff	18.050	1/9
	2nd	Bobby Rahal	Budweiser/Truesports	Steve Horne	23.270	2/26
1988	1st	Danny Sullivan	Penske Racing	Chuck Sprague	14.782	2/23
	2nd	Mario Andretti	Newman/Haas Racing	Colin Duff	15.006	4/20
1989	1st	Al Unser Jr.	Rick Galles Corp.	Owen Snyder	14.716	8/2
	2nd	Mario Andretti	Newman/Haas Racing	Colin Duff	26.582	5/4
1990	1st	Al Unser Jr.	Galles-Kraco Racing	Owen Snyder	14.094	7/4
	2nd	Bobby Rahal	Galles-Kraco Racing	Jim Prescott	Aborted, NT	4/2
1991	1st	Danny Sullivan	Patrick Racing Int'l	Mike Hull	13.114	9/10
	2nd	Bobby Rahal	Galles-Kraco Racing	Jim Prescott	13.382	4/19
1992	1st	Bobby Rahal	Rahal/Hogan Racing	Jim Prescott	13.324	10/6
	2nd	Eddie Cheever Jr.	Chip Ganassi Racing	Chris Griffith	Stalled, NT	2/4
1993	1st	Al Unser Jr.	Galles Racing Int'l	Owen Snyder	13.118	5/8
	2nd	Mario Andretti	Newman/Haas Racing	John Simmonds	16.104	2/5
1994	1st	Jacques Villeneuve	Forsythe/Green Racing	Kyle Moyer	12.867	4/2
	2nd	John Paul Jr.	Team LOSI	Randy Bain	13.590	30/25
1995	1st	Jacques Villeneuve	Team Green	Kyle Moyer	13.982-14.556	5/1
	2nd	Michael Andretti	Newman/Haas Racing	Tim Bumps	13.982-14.660	4/25
1996	1st	Davy Jones	Galles Racing Int'l	Mitch Davis	14.176	2/2
	2nd	Roberto Guerrero	Pagan Racing	Doug Barnes	16.368	6/5
1997	1st	Kenny Brack	Galles Racing Int'l	Gary Armentrout	14.284	15/33
	2nd	Eddie Cheever Jr.	Team Cheever	Mitch Davis	15.133	11/23
1998	1st	Scott Goodyear	Panther Racing, LLC	Kevin Blanch	17.307	10/24
	2nd	Robbie Buhl	Team Menard, Inc.	John O'Gara	Aborted, NT	5/31
1999	1st	Davey Hamilton	Galles Racing Int'l	Darren Russell	12.680	11/11
	2nd	Kenny Brack	A.J. Foyt Racing	Bill Spencer	14.560	8/1
2000	1st	Scott Goodyear	Panther Racing	Kevin Blanch	11.19	13/9
	2nd	Robby McGehee	Treadway Racing	Rick Hurford	12.72	12/21
2001	1st	Scott Sharp	Kelley Racing	Robert Perez	9.20	1/33
	2nd	Al Unser Jr.	Galles Racing	Russ Marr	12.67	19/30
2002	1st	Helio Castroneves	Marlboro Team Penske	Rick Rinaman	8.555	13/1
	2nd	Jeff Ward	Target Chip Ganassi Racing	Barry Wasner	10.3433	15/9
2003	1st	Buddy Rice	Red Bull Cheever Racing	David Meehan	8.8401	19/11
	2nd	Helio Castroneves	Marlboro Team Penske	Rick Rinaman	9.1341	1/2
2004	1st	Buddy Rice	Rahal Letterman Racing	Ricardo Nault	12.3365	1/1
	2nd	Helio Castroneves	Marlboro Team Penske	Rick Rinaman	24.4330	8/9
2005	1st	Sam Hornish Jr.	Marlboro Team Penske	Matt Jonsson	8.9704	2/23
	2nd	Bryan Herta	Andretti Green Racing	Jeff Grah	9.9170	7/3
2006	1st	Helio Castroneves	Marlboro Team Penske	Rick Rinaman	8.0852	2/25
	2nd	Dario Franchitti	Andretti Green Racing	Dave Popielarz	8.4428	17/7
2007	1st	Helio Castroneves	Team Penske	Rick Rinaman	8.335	1/3
	2nd	Sam Hornish Jr.	Team Penske	Matt Jonsson	8.888	5/4
2008	Canceled due to rain					
2009	1st	Helio Castroneves	Team Penske	Rick Rinaman	7.962	1/1
	2nd	Marco Andretti	Andretti Green Racing	Jeff Grah	9.456	8/30
2010	1st	Helio Castroneves	Team Penske	Sean Hanrahan	8.001	1/9
	2nd	Hideki Mutoh	Newman/Haas Racing	Todd Phillips	9.548	9/28
12 Different Winning Teams			19 Different Winning Drivers			

Multiple Wins, Team

Wins	Team	Years
12	Penske	1981-83, 1985-86, 1988, 2002, 2005-07, 2009-10
6	Galles	1989-90, 1993, 1996-97, 1999
2	McLaren	1978-79
2	Panther	1998, 2000
2	Team Green	1994-95
2	Rahal	1992, 2004

Multiple Wins, Driver

Wins	Driver	Years & Team
5	Helio Castroneves	2002, 2006-2007, 2009-10
4	Danny Sullivan	1985-86, 1988 (Penske); 1991 (Patrick)
3	Al Unser Jr.	1989-90, 1993 (Galles)
2	Scott Goodyear	1998, 2000 (Panther)
2	Rick Mears	1982-83 (Penske)
2	Johnny Rutherford	1978-79 (McLaren)
2	Jacques Villeneuve	1994-95 (Team Green)
2	Buddy Rice	2003 (Red Bull Cheever Racing); 2004 (Rahal Letterman Racing)

Multiple Wins, Chief Mechanic

Wins	Team	Years, Team & Driver
3	Chuck Sprague	1985-86, 1988 (Penske, Danny Sullivan)
3	Owen Snyder	1989-90, 1993 (Galles, Al Unser Jr.)
3	Rick Rinaman	2002, 2006-07 (Penske, Helio Castroneves)
2	Kevin Blanch	1998, 2000 (Panther, Scott Goodyear)
2	Kyle Moyer	1994-95 (Team Green, Jacques Villeneuve)
2	Peter Parrott	1982-83 (Penske, Rick Mears)
2	Steve Roby	1978-79 (McLaren, Johnny Rutherford)

Pit Stop Challenge Champions and Race Winners, Same Year

Year	Driver	Team	Chief Mechanic
1981	Bobby Unser	Penske Cars Ltd.	Laurie Gerrish
1985	Danny Sullivan	Penske Cars Ltd.	Chuck Sprague
1995	Jacques Villeneuve	Team Green	Kyle Moyer
2002	Helio Castroneves	Marlboro Team Penske	Rick Rinaman
2004	Buddy Rice	Rahal Letterman Racing	Ricardo Nault
2009	Helio Castroneves	Team Penske	Rick Rinaman

• INDIANAPOLIS 500 - FAMILY PARTICIPATION •

Driver	Year	Relationship
Bobby Allison	1973, 75	Brother
Donnie Allison	1970-71	Brother
Mario Andretti	1965-78, 80-94	Father
Michael Andretti	1984-92, 94-95, 01-03, 06-07	Son of Mario
Marco Andretti	2006-10	Son of Michael
Jeff Andretti	1991-93	Son of Mario
John Andretti	1988-94, 2007-10	Nephew of Mario
Tony Bettenhausen	1946-48, 50-60	Father
Gary Bettenhausen	1968-78, 80-82, 86-87, 89-93	Son
Merle Bettenhausen	1972 (passed drivers test)	Son
Tony Lee Bettenhausen	1981-88, 90-91, 93	Son
Georges Boillot	1914	Brother
Andre Boillot	1919-21	Brother
Jack Brabham	1961, 64, 69-70	Father
Geoff Brabham	1981-87, 90-91, 93	Son
Ronnie Bucknum	1968-70	Father
Jeff Bucknum	2005-06	Son
Duane Carter	1948-55, 59-60, 63	Father
Pancho Carter	1974-87, 89-91	Son
Dana Carter	1979 (bumped from field)	Son
Johnny Parsons	1974-80, 82-83, 85-86, 96	Stepson
Arthur Chevrolet	1911, 16	Brother
Louis Chevrolet	1915-16, 19-20	Brother
Gaston Chevrolet	1919-20	Brother
Ralph DePalma	1911-13, 15, 19-23, 25	Brother
John DePalma	1915	Brother
Peter DePaolo	1922, 24-27, 29-30	Nephew
Earl DeVore	1925, 27-28	Father
Billy DeVore	1937-41, 46, 48	Son
Bill Endicott	1911-13	Brother
Harry Endicott	1911, 13	Brother
Emerson Fittipaldi	1984-94	Uncle
Christian Fittipaldi	1995	Nephew
A.J. Foyt Jr.	1958-92	Grandfather
A.J. Foyt IV	2003-05, 2007-09	Grandson
Larry Foyt	2004-06	Son of A.J. Jr.
Mike Groff	1991, 94, 96-98	Brother
Robbie Groff	1997	Brother
C.G. Hartley	1924 (entered)	Uncle
Gene Hartley	1950, 52-54, 56-57, 59-62	Nephew
Thane Houser	1926	Father
Norm Houser	1949	Son

INDIANAPOLIS 500 - FAMILY PARTICIPATION (cont.)

Driver	Year	Relationship
Parnelli Jones	1961-67	Father
PJ Jones	2004, 06	Son
Bob Lazier	1981	Father
Buddy Lazier	1991-92, 95-08	Son
Jaques Lazier	2000-01, 03, 04 (relief driver), 05-07	Son
Arie Luyendyk	1985-99, 2001-02	Father
Arie Luyendyk Jr.	2006	Son
Jim McElreath	1962-70, 73-74, 77-80	Father
James McElreath	1977 (qualified too slow)	Son
Rick Mears	1978-92	Brother
Roger Mears	1982-83	Brother
Casey Mears	2001 (Passed drivers test)	Son of Roger
Bruce Miller	1927 (attempted to qualify)	Brother
Al Miller	1932-41, 47	Brother
Johnnie Parsons	1949-58	Father
Johnny Parsons	1974-80, 82-83, 85-86, 96	Son
Theodore Pilette	1913	Grandfather
Teddy Pilette	1977 (passed drivers test)	Grandson
Bobby Rahal	1982-92, 94-95	Father
Graham Rahal	2008-10	Son
Jim Rathmann	1949-50, 52-63	Brother
Dick Rathmann	1950, 56, 58-64	Brother
George Robson	1940-41, 46	Brother
Hal Robson	1946-48	Brother
Joe Russo	1931-34	Brother
Paul Russo	1940-41, 46-50, 53-54, 56-59, 62	Brother
Eddie Russo	1955, 57, 60	Son of Joe
Max Sailer	1923	Uncle
Karl Sailer	1923 (relief driver)	Nephew
Tom Sneva	1974-90, 92	Brother
Jerry Sneva	1977-80, 82	Brother
Jan Sneva	1980 (participated in drivers test)	Brother
Louis Unser	1940 (80-90-100-105 mph phases of driver's test)	Uncle
Jerry Unser	1958	Brother
Bobby Unser	1963-81	Brother
Al Unser	1965-68, 70-90, 92-93	Brother
Al Unser Jr.	1983-94, 00-04, 06-07	Son of Al
Johnny Unser	1996-00	Son of Jerry
Robby Unser	1998-99	Son of Bobby
Jacques Villeneuve	1986	Uncle
Jacques Villeneuve	1994-95	Nephew

INDIANAPOLIS 500 - FAMILY PARTICIPATION (cont.)

Driver	Year	Relationship
Bill Vukovich	1951-55	Father
Bill Vukovich II	1968-77, 79-80	Son
Bill Vukovich III	1988-90	Grandson
Bill Whittington	1980-83, 85	Brother
Don Whittington	1980-83, 85	Brother
Dale Whittington	1982	Brother

Father and son combinations that have won the Indianapolis 500:

Al Unser (1970-71, 78, 87) and Al Unser Jr. (1992, 94)

Father and son combinations that have led the Indianapolis 500:

Al and Al Unser
 Tony and Gary Bettenhausen
 Bill and Bill Vukovich
 Mario and Michael Andretti
 Michael and Marco Andretti

Brother combinations that have won the Indianapolis 500:

Al Unser (1970-71, 78, 87) and Bobby Unser (1968, 75, 81)

Brother combinations that have led the Indianapolis 500:

Louis and Gaston Chevrolet
 Bobby and Al Unser

16 brother combinations have started an Indianapolis 500 Mile Race

• INDIANAPOLIS 500 – WOMEN •

Janet Guthrie

- Passed Indianapolis 500 driver's test: May 17, 1976
- Career Indianapolis 500 starts: 3 (1977-79)
- Best career Indianapolis 500 start: 14th in 1979
- Best career Indianapolis 500 finish: 9th in 1978
- Indianapolis 500 career earnings: \$58,792
- First woman to start in Indianapolis 500

Desire Wilson

- Passed Indianapolis 500 driver's test: May 11, 1982
- Failed to qualify for the Indianapolis 500

Lyn St. James

- Passed Indianapolis 500 driver's test: May 2, 1992
- Career Indianapolis 500 starts: 7 (1992-97, 2000)
- Best career Indianapolis 500 start: 6th in 1994
- Best career Indianapolis 500 finish: 11th in 1992
- Indianapolis 500 career earnings: \$1,175,974

Sarah Fisher

- Passed Indianapolis 500 driver's test: April 11, 2000
- Career Indianapolis 500 starts: 9 (2000-04, 2007-10)
- Best career Indianapolis 500 start: 9th in 2002
- Best career Indianapolis 500 finish: 17th in 2009
- Indianapolis 500 career earnings: \$2,065,325

Danica Patrick

- Passed Indianapolis 500 driver's test: May 8, 2005
- Career Indianapolis 500 starts: 6 (2005-10)
- Best career Indianapolis 500 start: 4th in 2005
- Best career Indianapolis 500 finish: 3rd in 2009
- Career Indianapolis 500 laps led: 19
- Indianapolis 500 career earnings: \$2,335,690
- First woman to lead a lap in Indianapolis 500

Milka Duno

- Passed Indianapolis 500 driver's test: May 6, 2007
- Career Indianapolis 500 starts: 3 (2007-09)
- Best career Indianapolis 500 start: 27th in 2008
- Best career Indianapolis 500 finish: 19th in 2008
- Indianapolis 500 career earnings: \$815,675

Ana Beatriz

- Passed Indianapolis 500 driver's test: May 16, 2010
- Career Indianapolis 500 starts: 1 (2010)
- Best career Indianapolis 500 start: 21st in 2010
- Best career Indianapolis 500 finish: 21st in 2010
- Indianapolis 500 career earnings: \$250,305

Simona de Silvestro

- Passed Indianapolis 500 driver's test: May 16, 2010
- Career Indianapolis 500 starts: 1 (2010)
- Best career Indianapolis 500 start: 22nd in 2010
- Best career Indianapolis 500 finish: 14th in 2010
- Indianapolis 500 career earnings: \$327,055

• INDIANAPOLIS 500 – WOMEN (cont.) •

Quick Facts, Records:

- **Fastest one-lap qualification lap:** 229.675 mph – Sarah Fisher (2002)
- **Fastest four-lap qualification average:** 229.439 mph – Sarah Fisher (2002)
- **Highest starting position:** 4th – Danica Patrick (2005)
- **Highest finishing position:** 3rd – Danica Patrick (2009)
- **Most laps completed, single race:** 200 – Danica Patrick (2005, 2006, 2007, 2009, 2010); Sarah Fisher (2009), Simona de Silvestro (2010)
- **Most laps completed, career:** 1,137 – Danica Patrick (2005-2010)
- **Most laps led, single race:** 19 – Danica Patrick (2005)
- **Most laps led, career:** 19 – Danica Patrick (2005)
- **Most races running at finish:** 5 – Danica Patrick (2005, 2006, 2007, 2009, 2010)
- **Most earnings, single race:** \$763,305 – Danica Patrick (2009)

• LOUIS SCHWITZER AWARD WINNERS •

The Louis Schwitzer Award, for innovation and engineering excellence, is related specifically to cars meeting championship specifications entered in the Indianapolis 500 Mile Race that have passed technical inspection for the year in which the award is given.

Year	Recipient(s)	Reason	Year	Recipient(s)	Reason
1967	Andy Granatelli	Gas turbine engine	1998	John Melvin John Pierce	General Motors' Motorsports Safety Technology Research Program
1968	Dan Gurney	Low-cost racing engine	1999	Gian Paolo Dallara	Improvements to the Dallara chassis
1969	Colin Chapman	Monocoque chassis			
1970	Bruce McLaren	McLaren chassis	2000	Paul Burgess	G Force GF05 chassis
1971	Josef Karasek	McNamara chassis	2001	Dr. Robert Hubbard James Downing	HANS Device
1972	Dan Gurney	Eagle chassis	2002	University of Nebraska-Lincoln's Midwest Roadside Safety Facility	SAFER Barrier
1973	Smokey Yunick	Stock block engine			
1974	A. J. Foyt Jr.	Coyote chassis	2003	Gian Paolo Dallara	Dallara IR3 chassis
1975	Parnelli Jones	Parnelli chassis			
1976	Roman Slobodyski	Lightning chassis	2004	Yasuhide Sakamoto Steve Eriksen Steve Miller Steve O'Connor	Honda HI4R-A engine
1977	Bruce Crower Bob Bubenik	Automatic clutch Flat-8 engine			
1978	Roman Slobodyski	Laydown Offy engine	2005	Erskine Carter Glen Gray Andy Inman Tim Kronenberg Bruce Natvig	Delphi Earpiece Sensor System
1979	Jim Hall John Barnard	Chaparral 2K chassis			
1980	Geoff Ferris	Penske PC9 chassis	2006	Thomas German Justin Horning Tom Janiczek	Rear Wing Adjuster Tool
1981	John Ward	Gurney Eagle chassis			
1982	Geoff Ferris	Penske PC10 chassis	2007	Erskine Carter Glen Gray Andy Inman Tim Kronenberg Bruce Natvig	Delphi Accident Data Recorder 3 (ADR 3)
1983	Vernon Gleasman	Torque sensing differential			
1984	Robin Herd	March 84C chassis	2008	Bishop Steering Technologies	Variable ratio rack-and-pinion steering
1985	Ron Kociba Ed Negri	Buick V6 racing engine			
1986	Mario Ilien	Ilmor Chevrolet engine	2009	Jeff Horton	Head and Neck Support Extension
1987	Stuart Grant	Goodyear radial racing tire			
1988	John Lindo Ray Sorce	Carbon clutch	2010	Mezzo Technologies (Charles Becnel Patrick Luke and Christophe Marques, and Tino Belli of Andretti Autosport)	Mezzo MicroChannel Radiator
1989	Anthony Purnell	Lola computerized dashboard			
1990	Tim Hasmer Bill Simpson Mike Heid Luciano Aguirre	Simpson "Beadall" helmet			
1991	Don Halliday	Truesports All American chassis			
1992	Alan Mertens	Galmer chassis			
1993	Nigel Bennett	Penske chassis			
1994	Mario Ilien	Mercedes 208 CI engine			
1995	Don Nowicki Chris Munroe	Tire monitoring system			
1996	Dave Schneider Ning Wu, I-Fu Shih Ed Rothrock	Design of Racing EyeCue			
1997	Ed Keating Roger Allen	Oldsmobile engine			



1960

BOX SCORES



1973

Official Box Score Inaugural Indianapolis 500 Mile Race at the Indianapolis Motor Speedway

• Tuesday, May 30, 1911 •

Car							Total Prize	
FP	SP	No.	Driver	Car Name	Chassis/Engine	Laps	Status	Money
1	28	32	R Ray Harroun*	Marmon "Wasp"	Marmon/Marmon	200	74.602	\$14,250
2	29	33	R Ralph Mulford	Lozier	Lozier/Lozier	200	74.285	5,200
3	25	28	R David Bruce-Brown	Fiat	Fiat/Fiat	200	72.730	3,250
4	11	11	R Spencer Wishart*	Mercedes	Mercedes/Mercedes	200	72.648	2,350
5	27	31	R Joe Dawson*	Marmon	Marmon/Marmon	200	72.365	1,500
6	2	2	R Ralph DePalma	Simplex	Simplex/Simplex	200	71.084	1,000
7	18	20	R Charlie Merz	National	National/National	200	70.367	800
8	12	12	R W.H. Turner*	Amplex	Amplex/Amplex	200	68.818	700
9	13	15	R Fred Belcher*	Knox	Knox/Knox	200	68.626	600
10	22	25	R Harry Cobe	Jackson	Jackson/Jackson	200	67.899	500
11	10	10	R Gil Anderson	Stutz	Stutz/Wisconsin	200	67.730	0
12	32	36	R Hughie Hughes	Mercer	Mercer/Mercer	200	67.630	0
13	26	30	R Lee Frayer*	Firestone-Columbus	Firestone Col./Firestone Col.	N/A	Running	0
14	19	21	R Howdy Wilcox	National	National/National	N/A	Running	0
15	33	37	R Charlie Bigelow*	Mercer	Mercer/Mercer	N/A	Running	0
16	3	3	R Harry Endicott	Inter-State	Inter-State/Inter-State	N/A	Running	0
17	36	41	R Howard Hall	Velie	Velie/Velie	N/A	Running	0
18	40	46	R Billy Knipper	Benz	Benz/Benz	N/A	Running	0
19	39	45	R Bob Burman	Benz	Benz/Benz	N/A	Running	0
20	34	38	R Ralph Bardsley*	Simplex	Simplex/Simplex	N/A	Running	0
21	16	18	R Eddie Hearne*	Fiat	Fiat/Fiat	N/A	Running	0
22	6	6	R Frank Fox*	Pope-Hartford	Pope-Hartford/Pope-Hartford	N/A	Running	0
23	24	27	R Ernest Delaney	Cutting	Cutting/Cutting	N/A	Running	0
24	23	26	R Jack Tower	Jackson	Jackson/Jackson	N/A	Running	0
25	20	23	R Mel Marquette	McFarlan	McFarlan/McFarlan	N/A	Running	0
26	37	42	R Bill Endicott*	Cole	Cole/Cole	N/A	Running	0
27	4	4	R Johnny Aitken	National	National/National	125	Rod	0
28	9	9	R Will Jones	Case	Case/Wisconsin	122	Steering	0
29	1	1	R Lewis Strang*	Case	Case/Wisconsin	108	Steering	0
30	7	7	R Harry Knight	Westcott	Westcott/Westcott	90	Accident	0
31	8	8	R Joe Jagersberger	Case	Case/Wisconsin	87	Accident	0
32	31	35	R Herb Lytle	Apperson	Apperson/Apperson	82	Accident	0
33	17	19	R Harry Grant	Alco	Alco/Alco	51	Bearings	0
34	15	17	R Charles Basle	Buick	Buick/Buick	46	Mechanical	0
35	5	5	R Louis Disbrow	Pope-Hartford	Pope-Hartford/Pope-Hartford	45	Accident	0
36	14	16	R Arthur Chevrolet	Buick	Buick/Buick	30	Mechanical	0
37	35	39	R Caleb Bragg	Fiat	Fiat/Fiat	23	Mechanical	0
38	21	24	R Fred Ellis	Jackson	Jackson/Jackson	22	Fire damage	0
39	30	34	R Teddy Tetzlaff	Lozier	Lozier/Lozier	20	Accident	0
40	38	44	R Art Greiner	Amplex	Amplex/Amplex	12	Accident	0
Total Purse							\$30,150	



RAY HARROUN
B-1/12/1879
D-1/19/1968

Time of Race: 6:42:08 **Average Speed:** 74.602 mph **Margin of Victory:** 1:43.00

Pole: #1 Lewis Strang (determined by order of entry) **Fastest Race Lap:** N/A

Winning Car Owner: Nordyke & Marmon Co. **Winning Chief Mechanic:** Harry Goetz

Winning Tire: Firestone

Legend: R=Indianapolis 500 Mile Race Rookie; * =Had Relief Help

Race Notes: Winner Harroun was relieved by Cyrus Patschke for approximately 35 laps at the halfway point of the race.

Lap Leaders: Aitken 1-4, Wishart 5-9, Belcher 10-13, Bruce-Brown 14-19, DePalma 20-23, Bruce-Brown 24-72, Aitken 73-76, Bruce-Brown 77-102, Harroun 103-137, Mulford 138-142, Harroun 143-176, Mulford 177-181, Harroun 182-200.


Lap Leader Summary: Harroun 3 times for 88 laps, Bruce-Brown 3-81, Mulford 2-10, Aitken 2-8, Wishart 1-5, Belcher 1-4, DePalma 1-4.

Lead Changes: 12 among 7 drivers.

Official Box Score Second Indianapolis 500 Mile Race at the Indianapolis Motor Speedway

◆ *Thursday, May 30, 1912* ◆

Car						Total			
FP	SP	No.	Driver	Car Name	Chassis/Engine	Laps	Status	Price	Money
1	7	8	Joe Dawson*	National	National/National	200	78.719	\$20,000	
2	3	3	Teddy Tetzlaff*	Fiat	Fiat/Fiat	200	76.632	10,000	
3	17	21	Hughie Hughes	Mercer	Mercer/Mercer	200	76.307	5,000	
4	22	28	Charlie Merz*	Stutz	Stutz/Wisconsin	200	76.014	3,000	
5	15	18	Bill Endicott*	Schacht	Schacht/Wisconsin	200	73.807	2,500	
6	2	2	R Len Zengel*	Stutz	Stutz/Wisconsin	200	73.088	2,000	
7	11	14	R Johnny Jenkins	White	White/White	200	72.704	1,500	
8	18	22	R Joe Horan*	Lozier	Lozier/Lozier	200	71.491	1,400	
9	8	9	Howdy Wilcox*	National	National/National	200	69.525	1,300	
10	16	19	Ralph Mulford	Knox	Knox/Knox	200	56.285	1,200	
11	4	4	Ralph DePalma	Mercedes	Mercedes/Mercedes	198	Piston	0	
12	12	15	Bob Burman	Cutting	Cutting/Cutting	156	Accident	0	
13	10	12	R Bert Dingley	Simplex	Simplex/Simplex	116	Rod	0	
14	21	25	R Joe Matson	Lozier	Lozier/Lozier	107	Crankshaft	0	
15	6	7	Spencer Wishart	Mercedes	Mercedes/Mercedes	82	Water line	0	
16	1	1	Gil Anderson	Stutz	Stutz/Wisconsin	79	Accident	0	
17	14	17	R Billy Liesaw*	Marquette-Buick	Marquette/Buick	72	Carb. fire	0	
18	24	5	Louis Disbrow*	Case	Case/Case	67	Differ. pin	0	
19	19	23	Mel Marquette	McFarlan	McFarlan/McFarlan	63	Accident	0	
20	5	6	Eddie Hearne*	Case	Case/Case	54	Crankshaft	0	
21	13	16	R Eddie Rickenbacker	Firestone-Columbus	Firestone Col./Firestone Col.	44	Bearing	0	
22	23	29	David Bruce-Brown	National	National/National	24	Valves	0	
23	9	10	Harry Knight	Lexington	Lexington/Lexington	7	Engine	0	
24	20	24	R Len Ormsby	Opel	Opel/Opel	5	Rod	0	
Total Purse								\$47,900	



JOE DAWSON
B-7/17/1889
D-6/17/1946

Time of Race: 6:21.06 **Average Speed:** 78.719 mph

Margin of Victory: 10:23.00

Pole: #1 Gil Anderson (determined by order of entry) **Fastest Race Lap:** N/A

Winning Car Owner: National Motor Vehicle Co.

Winning Chief Mechanic: Harry Martin **** Winning Tire:** Michelin

Legend: R=Indianapolis 500 Mile Race Rookie; *=Had Relief Help;

**=Also Riding Mechanic

Race Notes: Winner Dawson was relieved by Don Herr for Laps 108-144.

Lap Leaders: Tetzlaff 1-2, DePalma 3-198, Dawson 199-200.

Lap Leader Summary: DePalma 1 time for 196 laps, Tetzlaff 1-2, Dawson 1-2.

Lead Changes: 2 among 3 drivers.

Official Box Score Third Indianapolis 500 Mile Race at the Indianapolis Motor Speedway

• *Friday, May 30, 1913* •

Car							Total Prize	
FP	SP	No.	Driver	Car Name	Chassis/Engine	Laps	Status	Money
1	7	16	R Jules Goux	Peugeot	Peugeot/Peugeot	200	75.933	\$21,165
2	19	22	Spencer Wishart*	Mercer	Mercer/Mercer	200	73.489	10,165
3	16	2	Charlie Merz*	Stutz	Stutz/Wisconsin	200	73.382	5,165
4	2	9	R Albert Guyot	Sunbeam	Sunbeam/Sunbeam	200	70.925	3,500
5	13	23	R Theodore Pilette	Mercedes-Knight	Mercedes/Knight	200	68.148	3,000
6	20	12	Howdy Wilcox*	Gray Fox	Pope-Hartford/Pope-Hartford	200	67.653	2,200
7	22	29	Ralph Mulford	Mercedes	Mercedes/Mercedes	200	66.951	1,800
8	23	31	Louis Disbrow*	Case	Case/Case	200	66.793	1,600
9	15	35	R Willie Haupt*	Mason	Duesenberg/Duesenberg	200	63.481	1,500
10	27	25	R George Clark*	Tulsa	Tulsa/Wisconsin	200	62.994	1,400
11	21	4	Bob Burman*	Keeton	Keeton/Wisconsin	N/A	Running	0
12	14	3	Gil Anderson*	Stutz	Stutz/Wisconsin	187	Camshaft	0
13	4	5	R Bob Evans	Mason	Duesenberg/Duesenberg	158	Clutch	0
14	3	17	Billy Liesaw*	Anel	Buick/Buick	148	Rods	0
15	1	19	Caleb Bragg*	Mercer	Mercer/Mercer	128	Pump shaft	0
16	11	10	Billy Knipper*	Henderson	Knipper/Duesenberg	125	Clutch	0
17	8	27	Teddy Tetzlaff	Isotta-Fraschini	Isotta/Isotta	118	Broken chain	0
18	24	32	R Joe Nikrent*	Case	Case/Case	67	Bearings	0
19	25	6	Jack Tower	Mason	Duesenberg/Duesenberg	51	Accident	0
20	18	28	R Vincenzo Trucco	Isotta-Fraschini	Isotta/Isotta	39	Loose tank	0
21	10	1	Harry Endicott*	Nyberg	Nyberg/Nyberg	23	Drive shaft	0
22	26	15	R Paolo Zuccarelli	Peugeot	Peugeot/Peugeot	18	Bearing	0
23	12	21	Ralph DePalma	Mercer	Mercer/Mercer	15	Bearings	0
24	6	26	Harry Grant	Isotta-Fraschini	Isotta/Isotta	14	Broken tank	0
25	17	18	Johnny Jenkins	Schacht	Schacht/Schacht	13	Crankshaft	0
26	5	8	R Don Herr	Stutz	Stutz/Wisconsin	7	Clutch shaft	0
27	9	33	Bill Endicott	Case	Case/Case	1	Drive shaft	0
							Total Purse	\$51,495



JULES GOUX
B-4/6/1885
D-3/6/1965

Time of Race: 6:35.05 **Average Speed:** 75.933 mph

Margin of Victory: 13:08.40

Pole: #19 Caleb Bragg (determined by drawn order) **Fastest Race Lap:** N/A

Winning Car Owner: Peugeot **Winning Chief Mechanic:** Emile Begin **

Winning Tire: Firestone

Legend: R=Indianapolis 500 Mile Race Rookie; *=Had Relief Help;

**=Also Riding Mechanic

Lap Leaders: Bragg 1, Evans 2-3, Goux 4-14, Burman 15-55, Goux 56-95, Anderson 96-102, Goux 103-124, Anderson 125-135, Goux 136-200.


Lap Leader Summary: Goux 4 times for 138 laps, Burman 1-41, Anderson 2-18, Evans 1-2, Bragg 1-1.

Lead Changes: 8 among 5 drivers.

Official Box Score Fourth Indianapolis 500 Mile Race at the Indianapolis Motor Speedway

◆ *Saturday, May 30, 1914* ◆

FP	SP	Car No.	Driver	Car Name	Chassis/Engine	Laps	Status	Total Prize Money
1	15	16	R Rene Thomas	Delage	Delage/Delage	200	82.474	\$39,750
2	10	14	R Arthur Duray	Peugeot	Peugeot/Peugeot	200	80.994	10,450
3	11	10	Albert Guyot	Delage	Delage/Delage	200	80.210	5,425
4	19	6	W Jules Goux	Peugeot	Peugeot/Peugeot	200	79.491	3,500
5	30	3	R Barney Oldfield*	Stutz	Stutz/Stutz	200	78.156	3,000
6	7	9	R Josef Christaens	Excelsior	Excelsior/Excelsior	200	77.439	2,200
7	26	27	Harry Grant	Sunbeam	Sunbeam/Sunbeam	200	75.687	1,800
8	27	5	R Charlie Keene*	Beaver Bullet	Keene/Wisconsin	200	74.822	1,600
9	5	25	R Billy Carlson*	Maxwell	Maxwell/Maxwell	200	70.972	1,500
10	23	42	Eddie Rickenbacker	Duesenberg	Duesenberg/Duesenberg	200	70.827	1,400
11	6	23	Ralph Mulford	Mercedes	Mercedes/Peugeot	200	69.550	0
12	28	43	Willie Haupt	Duesenberg	Duesenberg/Duesenberg	200	66.660	0
13	12	31	Billy Knipper*	Keeton	Keeton/Wisconsin	200	65.790	0
14	29	7	R Georges Boillot	Peugeot	Peugeot/Peugeot	148	Frame	0
15	18	34	R Ernst Friedrich	Bugatti	Bugatti/Bugatti	134	Pinion	0
16	24	1	Louis Disbrow	Burman	Burman/Wisconsin	128	Rod	0
17	25	19	Spencer Wishart	Mercer	Mercer/Mercer	122	Camshaft	0
18	14	2	R Earl Cooper*	Stutz	Stutz/Stutz	118	Wheel	0
19	9	21	Caleb Bragg*	Mercer	Mercer/Mercer	117	Camshaft	0
20	8	15	R Art Klein	King	King/Wisconsin	87	Valve	0
21	4	38	R Billy Chandler	Braender Bulldog	Mulford/Duesenberg	69	Rod	0
22	3	4	Howdy Wilcox*	Gray Fox	Fox/Pope-Hartford	67	Valve	0
23	13	13	R George Mason*	Mason	Duesenberg/Duesenberg	66	Piston	0
24	22	17	Bob Burman	Burman	Burman/Wisconsin	47	Rod	0
25	17	26	W Joe Dawson	Marmon	Marmon/Marmon	44	Accident	0
26	16	24	Gil Anderson	Stutz	Stutz/Stutz	42	Loose bolts	0
27	20	49	R Ray Gilhooly	Isotta-Fraschini	Isotta/Isotta	41	Accident	0
28	2	8	Teddy Tetzlaff	Maxwell	Maxwell/Maxwell	38	Rocker arm	0
29	1	12	R Jean Chassagne	Sunbeam	Sunbeam/Sunbeam	20	Accident	0
30	21	48	R S.F. Brock	Ray	Mercer/Wisconsin	5	Camshaft	0
Total Purse								\$70,625



Time of Race: 6:03.45 **Average Speed:** 82.474 mph

Margin of Victory: 6:39.00

Pole: #12 Jean Chassagne (determined by drawn order) **Fastest Race Lap:** N/A

Winning Car Owner: L. Delage Co. **Winning Chief Mechanic:** Robert Laly**

Winning Tire: Palmer Cord

Legend: R=Indianapolis 500 Mile Race Rookie; W=Indianapolis 500 Mile Race Former Winner; *=Had Relief Help **=Also Riding Mechanic

Lap Leaders: Wilcox 1, Christaens 2-4, Goux 5, Christaens 6, Bragg 7, Christaens 8-12, Thomas 13-29, Duray 30-66, Guyot 67-75, Duray 76-115, Thomas 116-200.

Lap Leader Summary: Thomas 2 times for 102 laps, Duray 2-77, Christaens 3-9, Guyot 1-9, Wilcox 1-1, Goux 1-1, Bragg 1-1.

Lead Changes: 10 among 7 drivers.

Official Box Score Fifth Indianapolis 500 Mile Race at the Indianapolis Motor Speedway

• *Monday, May 31, 1915* •

FP	SP	Car No.	Driver	Car Name	Chassis/Engine	Laps	Status	Total Prize Money
1	2	2	Ralph DePalma	Mercedes	Mercedes/Mercedes	200	89.840	\$22,600
2	3	3	R Dario Resta	Peugeot	Peugeot/Peugeot	200	88.911	10,900
3	5	5	Gil Anderson*	Stutz	Stutz/Stutz	200	87.602	5,600
4	4	4	Earl Cooper*	Stutz	Stutz/Stutz	200	86.624	3,700
5	11	15	R Eddie O'Donnell	Duesenberg	Duesenberg/Duesenberg	200	81.473	3,000
6	7	8	Bob Burman	Peugeot	Peugeot/Peugeot	200	80.359	2,200
7	1	1	Howdy Wilcox	Stutz	Stutz/Stutz	200	80.143	1,800
8	9	10	R Tom Alley	Duesenberg	Duesenberg/Duesenberg	200	79.972	1,600
9	16	19	Billy Carlson*	Maxwell	Maxwell/Maxwell	200	78.962	1,500
10	14	7	R Noel Van Raalte	Sunbeam	Sunbeam/Sunbeam	200	75.874	1,400
11	24	28	Willie Haupt	Emden	Emden/Emden	200	70.750	0
12	10	14	Harry Grant*	Sunbeam	Sunbeam/Sunbeam	184	Oil pan	0
13	17	21	R Tom Orr*	Maxwell	Maxwell/Maxwell	168	Bearing	0
14	6	6	R Jean Porporato	Sunbeam	Sunbeam/Sunbeam	164	Piston	0
15	15	18	R Joe Cooper	Sebring	Duesenberg/Duesenberg	154	Accident	0
16	18	22	Ralph Mulford*	Duesenberg	Duesenberg/Duesenberg	124	Rod	0
17	12	12	R George Babcock	Peugeot	Peugeot/Peugeot	117	Cylinder	0
18	8	9	Art Klein*	Kleinart	Duesenberg/Duesenberg	111	Disqualified	0
19	19	23	Eddie Rickenbacker	Maxwell	Maxwell/Maxwell	103	Rod	0
20	23	27	R Louis Chevrolet	Cornelian	Cornelian/Sterling	76	Valve	0
21	13	17	R John DePalma	Delage	Delage/Delage	41	Loose flywheel	0
22	20	24	R Johnny Mais	Mais	Mais/Mercer	23	Left track	0
23	22	26	R George Hill	Bugatti	Bugatti/Bugatti	20	Pump gear	0
24	21	25	R C.C. Cox	Cino-Purcell	Cino/Mercer	12	Timing gears	0
Total Purse								\$54,300



RALPH DEPALMA
B-12/19/1882
D-3/31/1956

Time of Race: 5:33:55.51 **Average Speed:** 89.840 mph

Margin of Victory: 3:29.43

Pole: #1 Howdy Wilcox (98.900, 1:31.00) **Fastest Race Lap:** N/A

Winning Car Owner: E. C. Patterson

Winning Chief Mechanic: Louis Fontaine ** **Winning Tire:** Goodrich

Legend: R=Indianapolis 500 Mile Race Rookie; *=Had Relief Help

Race Notes: Race was postponed from May 29 due to rain.

**=Also Riding Mechanic

Lap Leaders: Resta 1, Wilcox 2-6, Anderson 7-32, Resta 33-61, DePalma 62-127, Resta 128-134, DePalma 135-200.

Lap Leader Summary: DePalma 2 times for 132 laps, Resta 3-37, Anderson 1-26, Wilcox 1-5.

Lead Changes: 6 among 4 drivers.

Official Box Score Sixth Indianapolis 500 Mile Race at the Indianapolis Motor Speedway

• *Tuesday, May 30, 1916* •

Car							Total Prize	
FP	SP	No.	Driver	Car Name	Chassis/Engine	Laps	Status	Money
1	4	17	Dario Resta	Peugeot	Peugeot/Peugeot	120	84.001	\$12,000
2	10	1	R Wilbur D'Alene	Duesenberg	Duesenberg/Duesenberg	120	83.237	6,000
3	20	10	Ralph Mulford	Peugeot	Peugeot/Peugeot	120	82.594	3,000
4	14	14	Josef Christiaens	Sunbeam	Sunbeam/Sunbeam	120	79.435	2,000
5	5	15	Barney Oldfield	Delage	Delage/Delage	120	79.185	1,700
6	9	4	R Pete Henderson*	Maxwell	Maxwell/Maxwell	120	78.284	1,400
7	6	29	Howdy Wilcox*	Premier	Premier/Premier	120	76.754	1,200
8	17	26	R Art Johnson	Crawford	Crawford/Duesenberg	120	74.411	1,000
9	15	24	Billy Chandler*	Crawford	Crawford/Duesenberg	120	74.161	900
10	13	9	R Ora Haibe	Ostewig	Ostewig/Wisconsin	120	74.043	800
11	19	12	Tom Alley	Ogren	Duesenberg/Duesenberg	120	73.550	0
12	21	8	Louis Chevrolet*	Frontenac	Frontenac/Frontenac	82	Rod	0
13	3	28	Gil Anderson	Premier	Premier/Premier	75	Oil line	0
14	18	25	R Dave Lewis	Crawford	Crawford/Duesenberg	71	Fuel tank	0
15	1	18	Johnny Aitken	Peugeot	Peugeot/Peugeot	69	Valve	0
16	12	21	R Jules DeVigne*	Delage	Delage/Delage	61	Accident	0
17	7	27	R Tom Rooney	Premier	Premier/Premier	48	Accident	0
18	11	7	Arthur Chevrolet	Frontenac	Frontenac/Frontenac	35	Magneto	0
19	8	19	Charlie Merz	Peugeot	Peugeot/Peugeot	25	Lubrication	0
20	2	5	Eddie Rickenbacker	Maxwell	Maxwell/Maxwell	9	Steering	0
21	16	23	R Aldo Franchi	Peusun	Peugeot/Sunbeam	9	Engine	0
Total Purse							\$30,000	



DARIO RESTA
B-1884
D-9/3/1924

Time of Race: 3:34.17 **Average Speed:** 84.001 mph **Margin of Victory:** 1:57.57

Pole: #18 Johnny Aitken (96.690, 1:33.08) **Fastest Race Lap:** N/A

Winning Car Owner: Peugeot Auto Racing Co.

Winning Chief Mechanic: Robert Dahnke **

Winning Tire: Goodrich

Legend: R=Indianapolis 500 Mile Race Rookie; *=Had Relief Help

Race Notes: Race scheduled for 300 miles. **=Also Riding Mechanic

Lap Leaders: Rickenbacker 1-9, Aitken 10-17, Resta 18-120.

Lap Leader Summary: Resta 1 time for 103 laps, Rickenbacker 1-9, Aitken 1-8.

Lead Changes: 2 among 3 drivers.

Official Box Score Seventh Indianapolis 500 Mile Race at the Indianapolis Motor Speedway

• *Saturday, May 31, 1919* •

Car		Driver	Car Name	Chassis/Engine	Laps	Status	Total	
FP	SP						No.	Money
1	2	3	Howdy Wilcox	Peugeot	Peugeot/Peugeot	200	88.050	\$20,000
2	8	14	Eddie Hearne	Durant	Stutz/Stutz	200	87.087	10,000
3	22	6	W Jules Goux	Peugeot	Peugeot/Premier	200	85.935	5,000
4	3	32	Albert Guyot	Ballot	Ballot/Ballot	200	84.443	3,500
5	28	26	Tom Alley	Bender	Bender/Bender	200	82.177	3,000
6	4	4	W Ralph DePalma	Packard	Packard/Packard	200	81.042	2,200
7	12	7	Louis Chevrolet*	Frontenac	Frontenac/Frontenac	200	81.041	1,800
8	10	27	R Ira Vail	Hudson	Hudson/Hudson	200	80.494	1,600
9	27	21	R Denny Hickey	Stickle	Hoskins/Hudson	200	80.224	1,500
10	16	41	R Gaston Chevrolet*	Frontenac	Frontenac/Frontenac	200	79.499	1,400
11	1	31	W Rene Thomas	Ballot	Ballot/Ballot	200	78.750	0
12	9	8	Earl Cooper*	Stutz	Stutz/Stutz	200	78.600	0
13	29	23	R Elmer Shannon*	Shannon	Shannon/Duesenberg	200	76.950	0
14	26	17	Ora Haibe	Hudson	Hudson/Hudson	200	65.740	0
15	32	37	R Andre Boillot	Baby Peugeot	Peugeot/Peugeot	195	Accident	0
16	21	48	R Ray Howard	Peugeot	Peugeot/Peugeot	130	Lubrication	0
17	23	22	Wilbur D'Alene	Duesenberg	Duesenberg/Duesenberg	120	Axle	0
18	25	15	R Louis LeCocq	Roamer	Duesenberg/Duesenberg	96	Accident	0
19	7	29	Art Klein	Peugeot	Peugeot/Peugeot	70	Oil line	0
20	11	19	R Charles Kirkpatrick	Detroit	Mercedes copy/Mercedes copy	69	Rod	0
21	6	33	R Paul Bablot*	Ballot	Ballot/Ballot	63	Accident	0
22	5	10	Eddie O'Donnell	Duesenberg	Duesenberg/Duesenberg	60	Piston	0
23	24	12	R Kurt Hitke	Roamer	Duesenberg/Duesenberg	56	Bearing	0
24	20	1	R Cliff Durant	Chevrolet	Stutz/Stutz	54	Steering	0
25	31	9	R Tommy Milton	Duesenberg	Duesenberg/Duesenberg	50	Rod	0
26	13	34	R Louis Wagner	Ballot	Ballot/Ballot	44	Wheel	0
27	18	18	R Arthur Thurman	Thurman	Duesenberg/Duesenberg	44	Accident	0
28	30	43	R Omar Toft	Toft/Darco	Miller/Miller	44	Rod	0
29	15	2	Ralph Mulford	Frontenac	Frontenac/Frontenac	37	Driveshaft	0
30	33	36	R J.J. McCoy	McCoy	McCoy/N/A	36	Oil line	0
31	14	39	R Joe Boyer	Frontenac	Frontenac/Frontenac	30	Wheel	0
32	17	5	R W.W. Brown	Richards	Brown/Hudson-Brett	14	Rod	0
33	19	28	R Roscoe Sarles	Oldfield	Miller/Miller	8	Rocker arm	0
							Total Purse	\$50,000



HOWDY WILCOX
B-6/24/1889
D-9/4/1923

Time of Race: 5:40:42.87 **Average Speed:** 88.050 mph

Margin of Victory: 3:46.00

Pole: #31 Rene Thomas (104.780, 1:25.89) **Fastest Race Lap:** N/A

Winning Car Owner: Indianapolis Motor Speedway

Winning Chief Mechanic: Maurice Becker **

Winning Tire: Goodyear

Legend: R=Indianapolis 500 Mile Race Rookie; W=Indianapolis 500 Mile Race

Former Winner; *=Had Relief Help **=Riding Mechanic: Leo Banks

Lap Leaders: DePalma 1-65, L. Chevrolet 66-74, DePalma 75-102, Wilcox 103-200.

Lap Leader Summary: Wilcox 1 time for 98 laps, DePalma 2-93, L. Chevrolet 1-9.

Lead Changes: 3 among 3 drivers.

Official Box Score Eighth Indianapolis 500 Mile Race at the Indianapolis Motor Speedway

• *Monday, May 31, 1920* •

FP	SP	Car No.	Driver	Car Name	Chassis/Engine	Laps	Status	Total Prize Money
1	6	4	Gaston Chevrolet	Monroe	Frontenac/Frontenac	200	88.618	\$21,800
2	18	25	W Rene Thomas	Ballot	Ballot/Ballot	200	86.992	10,700
3	11	10	Tommy Milton	Duesenberg	Duesenberg/Duesenberg	200	86.946	5,000
4	15	12	R Jimmy Murphy	Duesenberg	Duesenberg/Duesenberg	200	85.101	3,500
5	1	2	W Ralph DePalma	Ballot	Ballot/Ballot	200	82.120	11,300
6	9	31	Eddie Hearne	Duesenberg	Duesenberg/Duesenberg	200	81.002	2,200
7	4	26	Jean Chassagne	Ballot	Ballot/Ballot	200	79.941	1,900
8	19	28	R Joe Thomas*	Monroe	Frontenac/Frontenac	200	78.597	1,600
9	23	33	Ralph Mulford	Mulford	Mulford/Duesenberg	200	68.613	1,500
10	17	15	Pete Henderson*	Revere	Duesenberg/Duesenberg	200	67.583	1,400
11	14	32	R John Boling*	Richards	Brett/Brett	199	Running	0
12	2	6	Joe Boyer*	Frontenac	Frontenac/Frontenac	192	Accident	9,500
13	10	9	Ray Howard*	Peugeot	Peugeot/Peugeot	150	Camshaft	0
14	12	29	Eddie O'Donnell	Duesenberg	Duesenberg/Duesenberg	149	Oil line	0
15	21	16	W Jules Goux	Peugeot	Peugeot/Peugeot	148	Engine	0
16	13	34	Willie Haupt*	Meteor	Duesenberg/Duesenberg	146	Running	0
17	8	7	R Bennett Hill*	Frontenac	Frontenac/Frontenac	115	Accident	0
18	3	3	Louis Chevrolet*	Monroe	Frontenac/Frontenac	94	Steering	0
19	20	18	W Howdy Wilcox	Peugeot	Peugeot/Peugeot	65	Mechanical	0
20	7	5	Roscoe Sarles	Monroe	Frontenac/Frontenac	58	Accident	0
21	5	8	Art Klein	Frontenac	Frontenac/Frontenac	40	Accident	100
22	22	19	Jean Porporato	Gregoire	Gregoire/Gregoire	23	Ruled off	0
23	16	17	Andre Boillot	Peugeot	Peugeot/Peugeot	16	Engine	0
Total Purse								\$70,500



Time of Race: 5:38:32.00 **Average Speed:** 88.618 mph **Margin of Victory:** 6:16.60

Pole: #2 Ralph DePalma (99.150, 6:03.08) **Fastest Race Lap:** N/A

Winning Car Owner: William Small Co.

Winning Chief Mechanic: Johnny Bresnahan **

Winning Tire: Firestone

Legend: R=Indianapolis 500 Mile Race Rookie; W=Indianapolis 500 Mile Race Former Winner; *=Had Relief Help **=Also Riding Mechanic

Lap Leaders: Boyer 1-11, Klein 12, Chassagne 13, Boyer 14-37, DePalma 38-42, Boyer 43-62, Thomas 63-69, Boyer 70-107, Thomas 108-112, DePalma 113-186, G. Chevrolet 187-200.

Lap Leader Summary: Boyer 4 times for 93 laps, DePalma 2-79, G. Chevrolet 1-14, Thomas 2-12, Klein 1-1, Chassagne 1-1.

Lead Changes: 10 among 6 drivers.

Official Box Score Ninth Indianapolis 500 Mile Race at the Indianapolis Motor Speedway

• *Monday, May 30, 1921* •

Car							Total Prize Money	
FP	SP	No.	Driver	Car Name	Chassis/Engine	Laps	Status	
1	20	2	Tommy Milton	Frontenac	Frontenac/Frontenac	200	89.621	\$26,200
2	2	6	Roscoe Sarles	Duesenberg Straight 8	Duesenberg/Duesenberg	200	88.608	10,100
3	8	23	R Percy Ford*	Chicago Frontenac	Frontenac/Frontenac	200	85.025	5,000
4	9	5	R Eddie Miller*	Duesenberg Straight 8	Duesenberg/Duesenberg	200	84.646	3,500
5	13	16	Ora Haihe	Sunbeam	Sunbeam/Sunbeam	200	84.277	3,000
6	14	9	Albert Guyot*	Duesenberg Straight 8	Duesenberg/Duesenberg	200	83.035	2,000
7	10	3	Ira Vail	Leach	Leach/Miller	200	80.152	1,800
8	15	21	Bennett Hill*	Duesenberg Straight 8	Duesenberg/Duesenberg	200	79.132	1,600
9	21	8	Ralph Mulford	Frontenac	Frontenac/Frontenac	177	Running	1,500
10	17	15	W Rene Thomas	Sunbeam	Sunbeam/Sunbeam	144	Water hose	0
11	18	27	Tom Alley	Frontenac	Frontenac/Frontenac	133	Rod	0
12	1	4	W Ralph DePalma	Ballot	Ballot/Ballot	112	Rod	10,600
13	4	1	Eddie Hearne	Revere	Duesenberg/Duesenberg	111	Oil line	0
14	19	24	Jimmy Murphy*	Duesenberg Straight 8	Duesenberg/Duesenberg	107	Accident	0
15	16	17	R Riley Brett*	Junior	Brett/Brett	91	Accident	0
16	23	28	R C.W. Van Ranst	Frontenac	Frontenac/Frontenac	87	Water hose	0
17	3	7	Joe Boyer	Duesenberg Straight 8	Duesenberg/Duesenberg	74	Rear axle	0
18	6	19	Jean Chassagne	Peugeot	Peugeot/Peugeot	65	Lost hood	0
19	5	22	R Jules Ellingboe	Frontenac	Frontenac/Frontenac	49	Steering	0
20	11	14	Andre Boillot	Talbot-Darracq	Sunbeam/Sunbeam	41	Bearing	0
21	7	18	R Louis Fontaine	Junior	Brett/Brett	33	Accident	0
22	22	25	Joe Thomas	Duesenberg Straight 8	Duesenberg/Duesenberg	24	Accident	0
23	12	10	W Howdy Wilcox	Peugeot	Peugeot/Peugeot	22	Rod	0
Total Purse								\$65,300



TOMMY MILTON
B-11/14/1893
D-7/11/1962

Time of Race: 5:34:44.65 **Average Speed:** 89.621 mph **Margin of Victory:** 3:49.38

Pole: #4 Ralph DePalma (100.750, 5:57.34) **Fastest Race Lap:** N/A

Winning Car Owner: Louis Chevrolet

Winning Chief Mechanic: Henry Franck **

Winning Tire: Firestone

Legend: R=Indianapolis 500 Mile Race Rookie; W=Indianapolis 500 Mile Race Former Winner; *=Had Relief Help **=Also Riding Mechanic

Lap Leaders: DePalma 1, Boyer 2, DePalma 3-5, Sarles 6, DePalma 7-110, Milton 111-200.


Lap Leader Summary: DePalma 3 times for 108 laps, Milton 1-90, Boyer 1-1, Sarles 1-1.

Lead Changes: 5 among 4 drivers.

Official Box Score 10th Indianapolis 500 Mile Race at the Indianapolis Motor Speedway

● *Tuesday, May 30, 1922* ●

Car							Total	
FP	SP	No.	Driver	Car Name	Chassis/Engine	Laps	Status	Prize Money
1	1	35	Jimmy Murphy	Murphy	Duesenberg/Miller	200	94.484	\$28,075
2	2	12	R Harry Hartz	Duesenberg Straight 8	Duesenberg/Duesenberg	200	93.534	10,000
3	23	15	Eddie Hearne	Ballot	Ballot/Ballot	200	93.042	5,000
4	3	17	W Ralph DePalma	Duesenberg Straight 8	Duesenberg/Duesenberg	200	90.613	3,500
5	14	31	Ora Haibe*	Duesenberg Straight 8	Duesenberg/Duesenberg	200	90.573	3,000
6	7	24	R Jerry Wonderlich*	Duesenberg Straight 8	Duesenberg/Duesenberg	200	88.789	2,200
7	13	21	R I.P. Fetterman*	Duesenberg Straight 8	Duesenberg/Duesenberg	200	87.996	1,800
8	9	1	Ira Vail*	Disteel Duesenberg	Duesenberg/Duesenberg	200	86.128	1,600
9	12	26	Tom Alley	Monroe	Frontenac/Frontenac	200	84.295	1,500
10	17	10	Joe Thomas*	Duesenberg Straight 8	Duesenberg/Duesenberg	200	82.553	1,400
11	16	3	R E. G. "Cannonball" Baker	Frontenac	Frontenac/Frontenac	200	79.250	0
12	11	34	Cliff Durant*	Durant	Miller/Miller	200	77.750	0
13	19	22	R Douglas Hawkes	Bentley	Bentley/Bentley	200	74.950	0
14	27	18	R Jack Curtner*	Fronty-Ford	Ford T/Fronty-Ford	165	Running	0
15	18	25	Wilbur D'Alene	Monroe	Frontenac/Frontenac	160	Running	0
16	8	9	R Frank Elliott*	Leach	Miller/Miller	195	Rear axle	0
17	15	27	R L.L. Corum	Monroe	Frontenac/Frontenac	169	Mechanical	0
18	21	19	R C. Glenn Howard	Fronty-Ford	Ford T/Fronty-Ford	163	Mechanical	0
19	5	5	Ralph Mulford	Frontenac	Frontenac/Frontenac	161	Rod	0
20	10	7	R Pete DePaolo	Frontenac	Frontenac/Frontenac	110	Accident	0
21	25	6	Art Klein	Frontenac	Frontenac/Frontenac	105	Rod	0
22	4	4	R Leon Duray	Frontenac	Frontenac/Frontenac	94	Axle	0
23	6	2	Roscoe Sarles	Frontenac	Frontenac/Frontenac	88	Rod	0
24	24	8	W Tommy Milton	Leach	Milton/Miller	44	Fuel tank	0
25	22	14	W Jules Goux	Ballot	Ballot/Ballot	25	Axle	0
26	20	23	Jules Ellingboe	Duesenberg Straight 8	Duesenberg/Duesenberg	25	Accident	0
27	26	16	W Howdy Wilcox	Peugeot	Peugeot/Peugeot	7	Valve spring	0
							Total Purse	\$58,075



JIMMY MURPHY
B-9/12/1894
D-9/15/1924

Time of Race: 5:17:30.79 **Average Speed:** 94.484 mph

Margin of Victory: 3:13.60

Pole: #35 Jimmy Murphy (100.500, 5:58.24) **Fastest Race Lap:** N/A

Winning Car Owner: Jimmy Murphy **Winning Chief Mechanic:** Ernie Olson **

Winning Tire: Firestone

Legend: R=Indianapolis 500 Mile Race Rookie; W=Indianapolis 500 Mile Race Former Winner; *=Had Relief Help **=Also Riding Mechanic

Lap Leaders: Murphy 1-74, Duray 75-76, Hartz 77-83, DePaolo 84-86, Hartz 87-121, Murphy 122-200.

Lap Leader Summary: Murphy 2 times for 153 laps, Hartz 2-42, DePaolo 1-3, Duray 1-2.

Lead Changes: 5 among 4 drivers.

Official Box Score 11th Indianapolis 500 Mile Race at the Indianapolis Motor Speedway

• *Tuesday, May 30, 1923* •

Car		Driver	Car Name	Chassis/Engine	Laps	Status	Total Prize
FP	SP No.						Money
1	1	1	W Tommy Milton*	H.C.S.	Miller/Miller	200	90.954 \$28,700
2	2	7	Harry Hartz	Durant	Miller/Miller	200	90.063 10,100
3	9	5	W Jimmy Murphy	Durant	Miller/Miller	200	88.078 7,000
4	14	6	Eddie Hearne*	Durant	Miller/Miller	200	86.646 3,500
5	7	23	L.L. Corum	Barber-Warnock Ford	Ford T/Fronty-Ford	200	82.851 3,000
6	16	31	Frank Elliott*	Durant	Miller/Miller	200	82.219 2,200
7	10	8	Cliff Durant*	Durant	Miller/Miller	200	82.170 2,200
8	20	15	R Max Sailer*	Mercedes	Mercedes/Mercedes	200	80.683 1,600
9	22	19	R Prince de Cystria	Bugatti	Bugatti/Bugatti	200	77.637 1,500
10	24	34	R Wade Morton*	Duesenberg	Duesenberg/Duesenberg	200	74.984 1,400
11	15	16	R Christian Werner*	Mercedes	Mercedes/Mercedes	200	74.650 0
12	6	18	R Pierre de Viscaya	Bugatti	Bugatti/Bugatti	166	Rod 0
13	21	28	Leon Duray*	Durant	Miller/Miller	136	Rod 0
14	3	3	W Dario Resta*	Packard	Packard/Packard	87	Differential 0
15	11	2	W Ralph DePalma	Packard	Packard/Packard	69	Head gasket 0
16	19	26	R Harlan Fengler*	Durant	Miller/Miller	69	Fuel tank 0
17	8	25	W Howdy Wilcox	H.C.S.	Miller/Miller	60	Clutch 2,000
18	13	4	Joe Boyer	Packard	Packard/Packard	59	Differential 0
19	18	35	Bennett Hill*	Miller	Miller/Miller	41	Crankshaft 0
20	5	27	R Count Louis Zborowski	Bugatti	Bugatti/Bugatti	41	Rod 0
21	12	29	Earl Cooper*	Durant	Miller/Miller	21	Accident 0
22	23	22	R Raoul Riganti	Bugatti	Bugatti/Bugatti	19	Fuel line 0
23	17	14	R Christian Lautenschlager	Mercedes	Mercedes/Mercedes	14	Accident 0
24	4	21	R Martin de Alzaga	Bugatti	Bugatti/Bugatti	6	Rod 0
Total Purse							\$63,200



TOMMY MILTON
B-11/14/1893
D-7/11/1962

Time of Race: 5:29:50.17 **Average Speed:** 90.954 mph

Margin of Victory: 3:15.73

Pole: #1 Tommy Milton (108.170, 5:32.81) **Fastest Race Lap:** N/A

Winning Car Owner: H.C.S. Motor Co.

Winning Chief Mechanic: George Stiehl **Winning Tire:** Firestone

Legend: R=Indianapolis 500 Mile Race Rookie; W=Indianapolis 500 Mile Race Former Winner; *=Had Relief Help

Race Notes: Winner Milton was relieved by Howdy Wilcox for Laps 103-151.

Lap Leaders: Murphy 1-2, Milton 3, Murphy 4, Milton 5, Murphy 6, Milton 7-15, Murphy 16-20, Milton 21-25, Wilcox 26, Milton 27, Wilcox 28, Murphy 29, Milton 30-37, Murphy 38, Wilcox 39-40, Milton 41-43, Wilcox 44-48, Milton 49-52, Wilcox 53, Milton 54-62, Durant 63, Milton 64, Durant 65-66, Milton 67-73, Durant 74, Milton 75-103, Hartz 104-109, Wilcox (for Milton) 110-150, Milton 151-200.

Lap Leader Summary: Milton 13 times for 128 laps, Wilcox (for Milton) 1-41, Murphy 6-11, Wilcox 5-10, Hartz 1-6, Durant 3-4.

Lead Changes: 28 among 6 drivers.

Official Box Score 12th Indianapolis 500 Mile Race at the Indianapolis Motor Speedway

• Friday, May 30, 1924 •

FP	SP	Car No.	Driver	Car Name	Chassis/Engine	Laps	Status	Total Prize Money
1	21	15	L.L. Corum/J. Boyer*	Duesenberg	Duesenberg/Duesenberg	200	98.234	\$20,000
2	6	8	Earl Cooper	Studebaker	Miller/Miller	200	97.788	13,700
3	1	2	W Jimmy Murphy	Miller	Miller/Miller	200	97.269	7,800
4	2	4	Harry Hartz	Durant	Miller/Miller	200	96.544	3,500
5	5	3	Bennett Hill	Miller	Miller/Miller	200	96.463	3,000
6	13	12	Pete DePaolo	Duesenberg	Duesenberg/Duesenberg	200	94.297	2,200
7	16	14	R Fred Comer*	Durant	Miller/Miller	200	93.424	1,800
8	15	6	Ira Vail*	Vail	Miller/Miller	200	92.450	1,600
9	9	32	R Antoine Mourre	Mourre	Miller/Miller	200	91.764	1,500
10	18	19	R Bob McDonogh	Miller	Miller/Miller	200	90.513	1,400
11	7	18	Jules Ellingboe	Miller	Miller/Miller	200	90.570	1,049
12	11	7	Jerry Wonderlich*	Durant	Miller/Miller	200	85.480	1,049
13	8	16	Cliff Durant*	Durant	Miller/Miller	198	Out of fuel	1,038
14	19	26	R Bill Hunt	Barber-Warnock Ford	Ford T/Fronty-Ford	190	Running	996
15	17	31	Ora Haibe*	Schmidt	Mercedes/Mercedes	181	Running	949
16	20	28	R A.E. Moss	Barber-Warnock Ford	Ford T/Fronty-Ford	176	Running	923
17	22	27	R Fred Harder	Barber-Warnock Ford	Ford T/Fronty-Ford	175	Running	917
18	4	9	Joe Boyer*	Duesenberg	Duesenberg/Duesenberg	176	Accident	973
19	14	1	Eddie Hearne*	Durant	Miller/Miller	150	Fuel tank	787
20	12	21	Frank Elliott	Miller	Miller/Miller	150	Fuel tank	787
21	3	5	W Tommy Milton	Miller	Miller/Miller	110	Fuel tank	577
22	10	10	R Ernie Ansterburg	Duesenberg	Duesenberg/Duesenberg	1	Accident	5
Total Purse								\$66,550



L.L. CORUM
B-1/8/1899
D-3/7/1949

Time of Race: 5:05:23.51 **Average Speed:** 98.234 mph

Margin of Victory: 1:23.57

Pole: #2 Jimmy Murphy (108.037, 5:33.22) **Fastest Race Lap:** N/A

Winning Car Owner: Duesenberg **Winning Chief Mechanic:** John Starost

Winning Tire: Firestone

Legend: R=Indianapolis 500 Mile Race Rookie; W=Indianapolis 500 Mile Race Former Winner; *=Had Relief Help

Race Notes: Joe Boyer replaced L.L. Corum in the winning car on Lap 111.

Lap Leaders: Boyer 1, Murphy 2-41, Cooper 42, Murphy 43, Cooper 44-105, Murphy 106-120, Cooper 121-176, Boyer (for Corum) 177-200.

Lap Leader Summary: Cooper 3 times for 119 laps, Murphy 3-56, Boyer (for Corum) 1-24, Boyer 1-1.

Lead Changes: 7 among 4 drivers.



JOE BOYER
B-5/12/1890
D-9/2/1924

Official Box Score 13th Indianapolis 500 Mile Race at the Indianapolis Motor Speedway

• *Saturday, May 30, 1925* •

Car							Total Prize	
FP	SP	No.	Driver	Car Name	Chassis/Engine	Laps	Status	Money
1	2	12	Peter DePaolo*	Duesenberg	Duesenberg/Duesenberg	200	101.127	\$36,150
2	5	1	Dave Lewis*	Junior '8' Front Drive	Miller/Miller	200	100.823	15,000
3	22	9	R Phil Shafer*	Duesenberg	Duesenberg/Duesenberg	200	100.185	8,750
4	3	6	Harry Hartz	Miller	Miller/Miller	200	98.892	4,300
5	11	4	W Tommy Milton	Miller	Miller/Miller	200	97.267	3,500
6	1	28	Leon Duray*	Miller	Miller/Miller	200	96.910	2,200
7	18	8	W Ralph DePalma*	Miller	Miller/Miller	200	96.847	1,800
8	9	38	R Peter Kreis*	Duesenberg	Duesenberg/Duesenberg	200	96.324	2,250
9	14	15	R Doc Shattuc	Miller	Miller/Miller	200	95.742	1,500
10	8	22	R Pietro Bordino*	Fiat	Fiat/Fiat	200	94.747	1,400
11	12	5	Fred Comer*	Miller	Miller/Miller	200	93.670	1,096
12	10	27	Frank Elliott*	Miller	Miller/Miller	200	92.230	1,037
13	15	24	R Earl DeVore*	Miller	Miller/Miller	198	Running	981
14	20	14	Bob McDonogh*	Miller	Miller/Miller	187	Truss rod	929
15	16	23	Wade Morton*	Duesenberg	Duesenberg/Duesenberg	156	Accident	880
16	6	17	R Ralph Hepburn	Miller	Miller/Miller	143	Fuel tank	2,334
17	4	2	Earl Cooper	Junior '8'	Miller/Miller	127	Accident	1,191
18	13	3	Bennett Hill*	Miller	Miller/Miller	69	Rear spring	750
19	17	29	R Herbert Jones*	Jones & Whitaker	Miller/Miller	68	Accident	729
20	19	19	Ira Vail	R.J.	Miller/Miller	61	Rod	692
21	21	7	R M.C. Jones*	Skelly	Ford T/Fronty-Ford	32	Transmission	657
22	7	10	Jules Ellingboe	Miller	Miller/Miller	24	Steering	625
							Total Purse	\$88,751



PETER DEPAOLO
B-4/6/1898
D-11/26/1980

Time of Race: 4:56:39.46 **Average Speed:** 101.127 mph

Margin of Victory: 53.69 sec.

Pole: #28 Leon Duray (113.196, 5:18.03) **Fastest Race Lap:** N/A

Winning Car Owner: Duesenberg Bros.

Winning Chief Mechanic: Augie Duesenberg/H.C. "Cotton" Henning

Winning Tire: Firestone

Legend: R=Indianapolis 500 Mile Race Rookie; W=Indianapolis 500 Mile Race Former Winner; *=Had Relief Help

Race Notes: Winner DePaolo was relieved by Norman Batten for Laps 106-127.

Lap Leaders: DePaolo 1-54, Shafer 55-67, DePaolo 68-85, Hartz 86-88, DePaolo 89-104, Lewis 105-107, Hepburn 108-122, Cooper 123-126, Lewis 127-173, DePaolo 174-200.

Lap Leader Summary: DePaolo 4 times for 115 laps, Lewis 2-50, Hepburn 1-15, Shafer 1-13, Cooper 1-4, Hartz 1-3.

Lead Changes: 9 among 6 drivers.

Official Box Score 14th Indianapolis 500 Mile Race at the Indianapolis Motor Speedway

● *Monday, May 31, 1926* ●

Car							Total Prize Money	
FP	SP	No.	Driver	Car Name	Chassis/Engine	Laps	Status	Money
1	20	15	R Frank Lockhart	Miller	Miller/Miller	160	95.904	\$35,600
2	2	3	Harry Hartz	Miller	Miller/Miller	158	Running	13,900
3	14	36	R Cliff Woodbury	Boyle	Miller/Miller	158	Running	6,700
4	13	8	Fred Comer*	Miller	Miller/Miller	155	Running	4,000
5	27	12	W Pete DePaolo	Duesenberg	Duesenberg/Duesenberg	153	Running	3,500
6	8	6	Frank Elliott*	Miller	Miller/Miller	152	Running	2,200
7	16	14	R Norm Batten	Miller	Miller/Miller	151	Running	1,800
8	15	19	Ralph Hepburn*	Miller	Miller/Miller	151	Running	1,600
9	28	18	R John Duff	Elcar	Miller/Miller	147	Running	1,500
10	5	4	Phil Shafer*	Miller	Miller/Miller	146	Running	3,000
11	12	31	R Tony Gulotta	Miller	Miller/Miller	142	Running	615
12	7	16	Bennett Hill*	Miller	Miller/Miller	136	Running	607
13	21	33	R Thane Houser	Abell	Miller/Miller	102	Running	600
14	17	27	Douglas Hawkes*	Eldridge	Eldridge/Anzani	92	Camshaft	593
15	4	1	Dave Lewis*	Miller Front Drive	Miller/Miller	92	Valve	4,886
16	1	5	Earl Cooper	Miller Front Drive	Miller/Miller	74	Transmission	579
17	11	9	Cliff Durant*	Locomobile Junior 8	Fengler/Locomobile	61	Fuel leak	572
18	18	29	R Ben Jones	Duesenberg (Two-Cycle)	Duesenberg/Duesenberg	54	Accident	565
19	23	26	R E.A.D. Eldridge*	Eldridge	Eldridge/Anzani	46	Steering	558
20	24	23	W L.L. Corum	Schmidt	Schmidt/Argyle	45	Cracked block	551
21	22	24	R Steve Nemesh	Schmidt	Schmidt/Argyle	42	Transmission	544
22	6	7	Jules Ellingboe	Miller	Miller/Miller	39	Supercharger	538
23	3	10	Leon Duray	Locomobile Junior 8	Fengler/Locomobile	33	Fuel leak	531
24	26	17	R Fred Lecklider	Nickel Plate	Miller/Miller	25	Piston	525
25	25	28	R Jack McCarver	Hamlin Front Drive	Ford T/Fronty-Ford	24	Rod	519
26	9	34	R Bon McDougall	Miller	Miller/Miller	19	Water leak	512
27	10	22	Doc Shattuc	Miller	Miller/Miller	16	Valve	506
28	19	39	Albert Guyot	Guyot	Schmidt/Argyle	9	Piston	500
							Total Purse	\$88,101



FRANK LOCKHART
B-3/8/1903
D-4/25/1928

Time of Race: 4:10:14.95 **Average Speed:** 95.904 mph

Margin of Victory: 2 laps 35.54 sec.

Pole: #5 Earl Cooper (111.735, 5:22.19) **Fastest Race Lap:** N/A

Winning Car Owner: Peter Kreis **Winning Chief Mechanic:** Jimmy Lee

Winning Tire: Firestone

Legend: R=Indianapolis 500 Mile Race Rookie; W=Indianapolis 500 Mile Race Former Winner; *=Had Relief Help

Race Notes: Race stopped on Lap 71 due to rain, restarted and stopped again on Lap 160.

Lap Leaders: Shafer 1-15, Lewis 16-21, Shafer 22, Lewis 23-59, Lockhart 60-100, Hartz 101-106, Lockhart 107-160.


Lap Leader Summary: Lockhart 2 times for 95 laps, Lewis 2-43, Shafer 2-16, Hartz 1-6.

Lead Changes: 6 among 4 drivers.

Official Box Score 15th Indianapolis 500 Mile Race at the Indianapolis Motor Speedway

• *Monday, May 31, 1927* •

Car							Total Prize	
FP	SP	No.	Driver	Car Name	Chassis/Engine	Laps	Status	Money
1	22	32	R George Souders	Duesenberg	Duesenberg/Duesenberg	200	97.545	\$30,650
2	15	10	Earl DeVore*	Miller	Miller/Miller	200	93.868	12,800
3	27	27	Tony Gulotta*	Miller	Miller/Miller	200	93.139	6,000
4	19	29	R Wilbur Shaw*	Jynx	Miller/Miller	200	93.110	4,000
5	28	21	R Dave Evans*	Duesenberg	Duesenberg/Duesenberg	200	90.782	3,500
6	7	14	Bob McDonogh*	Cooper	Cooper/Miller	200	90.410	5,200
7	18	16	Eddie Hearne*	Miller	Miller/Miller	200	90.064	1,800
8	25	6	W Tommy Milton*	Detroit	Detroit/Miller	200	85.081	1,600
9	14	25	R Cliff Bergere*	Miller	Miller/Miller	200	79.929	1,500
10	13	5	Frank Elliott*	Junior 8	Miller/Miller	200	78.242	1,400
11	33	31	R Fred Frame*	Miller	Miller/Miller	199	Running	750
12	32	42	R Jimmy Hill*	Nickel Plate	Miller/Miller	197	Running	600
13	31	24	R Benny Shoaff*	Perfect Circle Duesenberg	Duesenberg/Duesenberg	198	Drive gears	550
14	26	41	Wade Morton*	Thompson Valve	Duesenberg/Duesenberg	152	Accident	500
15	20	44	R Al Melcher*	Miller	Miller/Miller	144	Supercharger	490
16	23	43	R Louis Schneider*	Miller	Miller/Miller	137	Timing gears	480
17	12	9	Peter Kreis*	Cooper	Cooper/Miller	123	Front axle	470
18	1	2	W Frank Lockhart	Perfect Circle Miller	Miller/Miller	120	Rod	11,460
19	6	15	Cliff Woodbury*	Boyle Valve	Miller/Miller	108	Supercharger	450
20	17	26	R Dutch Baumann	Miller	Miller/Miller	90	Pinion shaft	1,340
21	29	35	R Al Cotey*	Elcar	Miller/Miller	87	Universal joint	430
22	16	17	Doc Shattuc	Miller	Miller/Miller	83	Valve	420
23	30	23	Fred Lecklider*	Elgin Piston Pin	Miller/Miller	49	Accident	410
24	5	19	Ralph Hepburn	Boyle Valve	Miller/Miller	39	Fuel leak	400
25	4	1	Harry Hartz	Erskine Miller	Miller/Miller	38	Crankshaft	390
26	2	3	W Pete DePaolo	Perfect Circle Miller	Miller/Miller	31	Supercharger	380
27	3	12	Leon Duray	Miller Front Drive	Miller/Miller	26	Fuel tank	370
28	9	4	Bennett Hill	Cooper	Miller/Miller	26	Shackle bolt	360
29	21	18	Jules Ellingboe	Cooper	Miller/Miller	25	Accident	350
30	10	8	Norm Batten	Miller	Fengler/Miller	24	Fire	340
31	24	38	R Babe Stapp	Duesenberg	Duesenberg/Duesenberg	24	Universal joint	330
32	11	22	R Jack Petticord	Boyle Valve	Miller/Miller	22	Supercharger	320
33	8	7	Dave Lewis	Miller Front Drive	Miller/Miller	21	Front axle	310
							Total Purse	\$90,350



GEORGE SOUDERS
B-9/11/1900
D-7/26/1976

Time of Race: 5:07:33.08 **Average Speed:** 97.545 mph

Margin of Victory: 12:02.87

Pole: #2 Frank Lockhart (120.100, 4:59.75) **Fastest Race Lap:** N/A

Winning Car Owner: William S. White

Winning Chief Mechanic: Jean Marcenac **Winning Tire:** Firestone

Legend: R=Indianapolis 500 Mile Race Rookie; W=Indianapolis 500 Mile Race Former Winner; *=Had Relief Help

Lap Leaders: Lockhart 1-81, Baumann 82-90, Lockhart 91-119, DePaolo (for McDonough) 120-149, Souders 150-200.

Lap Leader Summary: Lockhart 2 times for 110 laps, Souders 1-51, DePaolo (for McDonough) 1-30, Baumann 1-9.

Lead Changes: 4 among 4 drivers.

Official Box Score 16th Indianapolis 500 Mile Race at the Indianapolis Motor Speedway

• *Wednesday, May 30, 1928* •

Car		Driver	Car Name	Chassis/Engine	Laps	Status	Total Prize
FP	SP No.						Money
1	13 14	R Louis Meyer	Miller	Miller/Miller	200	99.482	\$28,250
2	8 28	R Lou Moore*	Miller	Miller/Miller	200	99.241	13,650
3	12 3	W George Souders	State Auto Insurance	Miller/Miller	200	98.034	8,400
4	10 15	R Ray Keech*	Simplex Piston Ring	Miller/Miller	200	93.320	4,300
5	15 22	Norm Batten*	Miller	Fengler/Miller	200	93.228	3,200
6	5 7	Babe Stapp*	Miller	Miller/Miller	200	92.638	3,900
7	20 43	R Billy Arnold*	Boyle Valve	Miller/Miller	200	91.111	1,800
8	14 27	Fred Frame*	State Auto Insurance	Duesenberg/Duesenberg	200	90.079	1,600
9	9 25	Fred Comer*	Boyle Valve	Miller/Miller	200	88.889	1,500
10	4 8	Tony Gulotta*	Stutz Blackhawk	Miller/Miller	200	88.888	1,600
11	7 24	Louis Schneider*	Armocost Miller	Miller/Miller	200	87.964	652
12	23 12	Dave Evans	Boyle Valve	Miller/Miller	200	87.401	638
13	28 29	R Elgin Kohler*	Miller Piston Pin	Miller/Miller	180	Running	625
14	17 23	R Deacon Litz*	Miller	Miller/Miller	161	Running	610
15	21 39	R Jimmy Gleason*	Duesenberg	Duesenberg/Duesenberg	195	Magneto	6,196
16	18 5	Cliff Durant	Detroit	Detroit/Miller	175	Supercharger	583
17	11 33	R Johnny Seymour	Marmon	Cooper/Miller	170	Supercharger	568
18	24 6	Earl DeVore*	Chromolite	Miller/Miller	161	Accident	555
19	1 4	Leon Duray*	Miller	Miller/Miller	133	Overheated	6,441
20	16 38	R Sam Ross	Aranem	Miller/Miller	132	Timing gear	526
21	27 26	R Ira Hall*	Duesenberg	Duesenberg/Duesenberg	115	Accident	512
22	19 32	Peter Kreis	Marmon	Cooper/Miller	73	Rod bearing	499
23	2 10	Cliff Woodbury	Boyle Valve	Miller/Miller	55	Timing gear	484
24	6 16	Ralph Hepburn	Miller	Miller/Miller	48	Timing gear	470
25	29 1	Wilbur Shaw	Flying Cloud	Miller/Miller	42	Timing gear	456
26	26 18	Benny Shoaff	Duesenberg	Duesenberg/Duesenberg	35	Accident	442
27	25 41	R C.W. Belt	Green	Green/Green	32	Valve	428
28	3 21	Cliff Bergere	Miller	Miller/Miller	6	Transmission	415
29	22 34	R Russ Snowberger	Cooper Engineering	Cooper/Miller	4	Supercharger	400
Total Purse							\$89,700



LOUIS MEYER
B-7/21/1904
D-10/7/1995

Time of Race: 5:01:33.75 **Average Speed:** 99.482 mph

Margin of Victory: 43.89 sec

Pole: #4 Leon Duray (122.391, 4:54.14) **Fastest Race Lap:** N/A

Winning Car Owner: Alden Sampson II **Winning Chief Mechanic:** Ted Plaisted

Winning Tire: Firestone

Legend: R=Indianapolis 500 Mile Race Rookie; W=Indianapolis 500 Mile Race Former Winner; *=Had Relief Help

Lap Leaders: Duray 1-54, Stapp 55-57, Duray 58-62, Souders 63-78, Gleason 79-82, Stapp 83-96, Gleason 97-135, Snowberger 136-148, Gulotta 149-181, Meyer 182-200.

Lap Leader Summary: Duray 2 times for 59 laps, Gleason 2-43, Gulotta 1-33, Meyer 1-19, Stapp 2-17, Souders 1-16, Snowberger 1-13.

Lead Changes: 9 among 7 drivers.

Official Box Score 17th Indianapolis 500 Mile Race at the Indianapolis Motor Speedway

◆ *Thursday, May 30, 1929* ◆

Car							Total Prize Money	
FP	SP	No.	Driver	Car Name	Chassis/Engine	Laps	Status	
1	6	2	Ray Keech	Simplex Piston Ring	Miller/Miller	200	97.585	\$31,950
2	8	1	W Louis Meyer	Miller	Miller/Miller	200	95.596	20,400
3	23	53	Jimmy Gleason*	Duesenberg	Duesenberg/Duesenberg	200	93.699	7,250
4	25	43	R Carl Marchese	Marchese	Miller/Miller	200	93.541	4,350
5	21	42	R Freddie Winnai*	Duesenberg	Duesenberg/Duesenberg	200	88.792	3,600
6	28	48	R Speed Gardner*	Chromolite	Miller/Miller	200	88.390	2,200
7	14	6	R Louis Chiron	Delage	Delage/Delage	200	87.728	1,800
8	7	9	Billy Arnold*	Boyle Valve	Miller/Miller	200	83.909	1,600
9	32	25	Cliff Bergere*	Armcast Miller	Miller/Miller	200	80.703	1,500
10	22	34	Fred Frame*	Cooper	Cooper/Miller	193	Running	2,500
11	29	28	R Frank Brisko	Burbach	Miller/Miller	180	Running	468
12	18	17	Phil Shafer*	Miller	Miller/Miller	150	Running	465
13	13	3	Lou Moore*	Majestic Miller	Miller/Miller	198	Rod	2,662
14	26	36	R Frank Farmer*	Miller	Miller/Miller	140	Supercharger	459
15	24	49	R Wesley Crawford*	Miller	Fengler/Miller	127	Carburetor	456
16	17	4	Peter Kreis	Detroit	Detroit/Miller	91	Engine seized	453
17	11	23	Tony Gulotta	Packard Cable	Miller/Miller	91	Supercharger	450
18	19	5	Bob McDonogh*	Miller Front Drive	Miller/Miller	74	Oil tank	447
19	33	46	R Bill Lindau	Pittsburgh Miller	Miller/Miller	70	Valve	444
20	27	31	R Herman Schurch*	Armcast Miller	Miller/Miller	70	Tank split	441
21	16	38	Johnny Seymour	Cooper	Cooper/Miller	65	Rear axle	438
22	2	21	Leon Duray*	Packard Cable	Miller/Miller	65	Carburetor	1,135
23	30	29	R Rick Decker*	Miller	Miller/Miller	61	Fuel line	432
24	9	26	Deacon Litz	Rusco Durac	Miller/Miller	56	Rod	5,329
25	31	27	R Bert Karnatz	Richards Bros.	Miller/Miller	50	Fuel leak	426
26	20	47	R Ernie Triplett	Buckeye Duesenberg	Duesenberg/Duesenberg	48	Rod	423
27	10	12	Russ Snowberger	Cooper	Cooper/Miller	45	Supercharger	420
28	4	32	Babe Stapp	Spindler Miller	Duesenberg/Miller	40	Rear end	417
29	15	35	R Jules Moriceau	Thompson Products	Amilcar/Amilcar	30	Accident	414
30	5	37	W Pete DePaolo	Boyle Valve	Miller/Miller	25	Steering	411
31	3	18	Ralph Hepburn	Packard Cable	Miller/Miller	14	High gear	407
32	12	10	R Bill Spence	Duesenberg	Duesenberg/Duesenberg	9	Accident	403
33	1	8	Cliff Woodbury	Boyle Valve	Miller/Miller	3	Accident	400
							Total Purse	\$94,950



RAY KEECH
B-5/1/1900
D-6/15/1929

Time of Race: 5:07:25.42 **Average Speed:** 97.585 mph

Margin of Victory: 6:23.79

Pole: #8 Cliff Woodbury (120.599, 4:58.51) **Fastest Race Lap:** N/A

Winning Car Owner: M. A. Yagle **Winning Chief Mechanic:** Jean Marcenac

Winning Tire: Firestone

Legend: R=Indianapolis 500 Mile Race Rookie; W=Indianapolis 500 Mile Race Former Winner; *=Had Relief Help

Lap Leaders: Duray 1-7, Litz 8-56, Moore 57-60, Meyer 61, Moore 62-79, Meyer 80-94, Frame 95-105, Keech 106-108, Meyer 109-157, Keech 158-200.

Lap Leader Summary: Meyer 3 times for 65 laps, Litz 1-49, Keech 2-46, Moore 2-22, Frame 1-11, Duray 1-7.

Lead Changes: 9 among 6 drivers.

Official Box Score 18th Indianapolis 500 Mile Race at the Indianapolis Motor Speedway

• *Friday, May 30, 1930* •

Car						Total Prize Money
FP	SP	No.	Driver	Car Name	Chassis/Engine	Laps Status
1	1	4	Billy Arnold	Miller-Hartz	Summers/Miller	200 100.448 \$50,300
2	3	16	R Shorty Cantlon*	Miller Schofield	Stevens/Miller	200 98.054 13,950
3	4	23	Louis Schneider	Bowes Seal Fast	Stevens/Miller	200 96.752 7,050
4	2	1	W Louis Meyer	Sampson	Stevens/Miller	200 95.253 4,450
5	22	6	R Bill Cummings*	Duesenberg	Stevens/Duesenberg	200 93.579 3,500
6	33	24	Dave Evans	Jones & Maley	Stevens/Miller	200 92.571 2,700
7	8	15	Phil Shafer	Coleman Front Drive	Coleman/Miller	200 90.921 1,800
8	7	22	Russ Snowberger	Russell "8"	Snowberger/Studebaker	200 89.166 1,600
9	9	25	R Les Allen*	Allen Miller Products	Miller/Miller	200 85.749 1,500
10	17	27	W L.L. Corum	Jones Stutz	Stutz/Stutz	200 85.340 1,400
11	16	38	R Claude Burton	V8	Oakland/Oakland	196 Running 550
12	30	42	R L.P. Cucinotta	Maserati	Maserati/Maserati	185 Running 510
13	15	41	R Chet Miller*	Fronty Ford	Ford T/Fronty-Ford	160 Running 480
14	38	46	R Harry Butcher	Butcher Brothers	Buick/Buick	128 Running 450
15	23	10	R Mel Keneally	MAVV	Whippet/Miller	114 Valve 420
16	34	21	R Zeke Meyer	Miller	Miller/Miller	115 Rod 385
17	6	17	R Ernie Triplett	Guiberson	Whippet/Miller	125 Piston 380
18	13	35	R J.C. McDonald*	Romthe	Studebaker/Studebaker	112 Fuel leak 375
19	37	28	R Roland Free	Slade	Chrysler/Chrysler	69 Clutch 370
20	20	9	Tony Gulotta	MAVV	Whippet/Miller	79 Valve 365
21	11	33	Frank Farmer	Betholine Miller	Miller/Miller	69 Accident 360
22	35	44	R Bill Denver	Nardi	Duesenberg/Duesenberg	41 Rod 355
23	26	34	R Joe Huff*	Gauss Front Drive	Cooper/Miller	48 Valve 350
24	25	3	Wilbur Shaw	Empire State	Smith/Miller	54 Oil leak 345
25	14	29	R Joe Caccia*	Alberti	Duesenberg/Duesenberg	43 Accident 340
26	10	36	R Cy Marshall	Duesenberg	Duesenberg/Duesenberg	29 Accident 335
27	19	32	R Charles Moran Jr.	DuPont	DuPont/DuPont	22 Accident 330
28	24	7	Jimmy Gleason	Waverly Oil	Miller/Miller	22 Timing gear 325
29	12	14	Lou Moore	Coleman Front Drive	Coleman/Miller	23 Accident 320
30	31	12	Deacon Litz	Duesenberg	Duesenberg/Duesenberg	22 Accident 315
31	32	8	Babe Stapp	Duesenberg	Duesenberg/Duesenberg	18 Accident 310
32	18	39	Johnny Seymour	Gauss Front Drive	Cooper/Miller	21 Accident 305
33	21	5	W Pete DePaolo*	Duesenberg	Stevens/Duesenberg	19 Accident 300
34	29	45	R Marion Trexler	Trexler	Auburn/Lycoming	19 Accident 295
35	27	19	Speed Gardner	Miller Front Drive	Miller/Miller	14 Bearing 290
36	28	26	R Baconin Borzachini	Maserati	Maserati/Maserati	7 Magneto 285
37	36	48	Rick Decker	Hoosier Pete	Mercedes/Clemons	8 Oil tank 280
38	5	18	R Chet Gardner	Buckeye	Duesenberg/Duesenberg	0 Skidded out 275
Total Purse						\$98,250



BILLY ARNOLD
B-12/16/1905
D-11/10/1976

Time of Race: 4:58:39.72 **Average Speed:** 100.448 mph

Margin of Victory: 7:17.36

Pole: #4 Billy Arnold (113.268, 5:17.83) **Fastest Race Lap:** N/A

Winning Car Owner: Harry Hartz

Winning Chief Mechanic: William "Spider" Matlock ** **Winning Tire:** Firestone

Legend: R=Indianapolis 500 Mile Race Rookie; W=Indianapolis 500 Mile Race

Former Winner; * =Had Relief Help; ** =Also Riding Mechanic

Race Notes: Cars not finishing were awarded positions in the order in which they left the track, regardless of lap count.

Lap Leaders: Meyer 1-2, Arnold 3-200.

Lap Leader Summary: Arnold 1 time for 198 laps, Meyer 1-2.

Lead Changes: 1 among 2 drivers.

Official Box Score 19th Indianapolis 500 Mile Race at the Indianapolis Motor Speedway

• Saturday, May 30, 1931 •

Car							Total Prize	
FP	SP No.	Driver	Car Name	Chassis/Engine	Laps	Status	Money	
1	13	23	Louis Schneider	Bowes Seal Fast	Stevens/Miller	200	96.629	\$29,500
2	8	34	Fred Frame	Duesenberg	Duesenberg/Duesenberg	200	96.406	12,650
3	10	19	Ralph Hepburn*	Harry Miller	Miller/Miller	200	94.224	6,350
4	35	21	R Myron Stevens*	Jadson	Stevens/Miller	200	94.142	4,000
5	1	4	Russ Snowberger	Russell "8"	Snowberger/Studebaker	200	49.090	3,500
6	20	33	Jimmy Gleason*	Duesenberg	Duesenberg/Duesenberg	200	93.605	2,200
7	5	25	Ernie Triplett	Buckeye	Duesenberg/Duesenberg	200	63.041	1,800
8	9	36	R H.W. Stubblefield	Jones-Miller	Willys-Knight/Miller	200	92.434	1,950
9	14	28	Cliff Bergere	Elco Royale	Reo/Reo	200	91.839	1,500
10	15	27	Chet Miller*	Marr	Hudson/Hudson	200	89.580	1,400
11	30	44	R George Howie*	G. N. H.	Dodge/Chrysler	200	87.651	500
12	23	12	Phil Shafer	Shafer "8"	Rigling/Buick	200	86.391	470
13	17	8	Dave Evans	Cummins Diesel	Duesenberg/Cummins	200	86.107	450
14	31	72	R Al Aspen*	William Alberti	Duesenberg/Duesenberg	200	85.764	425
15	37	59	Sam Ross	Miller	Rigling/Miller	200	85.139	400
16	40	69	Joe Huff*	Goldberg Brothers	Cooper/Miller	180	Running	375
17	4	5	Deacon Litz*	Maley	Duesenberg/Duesenberg	177	Accident	365
18	19	37	Tony Gulotta	Hunt	Rigling/Studebaker	167	Accident	360
19	18	1	W Billy Arnold	Miller-Hartz	Summers/Miller	161	Accident	8,905
20	12	57	R Luther Johnson	Bill Richards	Studebaker/Studebaker	156	Accident	350
21	36	55	R Billy Winn*	Hoosier Pete	Rigling/Clemons	138	Running	343
22	27	16	Frank Brisko	Brisko-Atkinson	Stevens/Miller	138	Steering arm	343
23	34	26	R Gene Haustein	Fronty-Ford	Ford T/Fronty-Ford	117	Wheel	335
24	16	41	R Joe Russo	Russo	Rigling/Duesenberg	109	Oil	330
25	7	17	Speed Gardner*	Nutmeg State	Miller/Miller	107	Frame	325
26	38	14	Lou Moore	Boyle Valve	Miller/Miller	103	Differential	320
27	26	2	Shorty Cantlon	Harry Miller	Miller/Miller	88	Rod	315
28	2	3	Bill Cummings	Empire State	Cooper/Miller	70	Oil line	710
29	28	24	Freddie Winnai	Bowes Seal Fast	Stevens/Miller	60	Accident	303
30	11	32	R Phil Pardee*	Duesenberg	Duesenberg/Duesenberg	60	Accident	303
31	3	31	R Paul Bost	Empire State	Rigling/Miller	35	Crankshaft	495
32	22	35	Frank Farmer	Jones-Miller	Willys-Knight/Miller	32	Rod bearing	290
33	32	58	R George Wingenter	Wingenter	Duesenberg/Duesenberg	29	Fuel tank	285
34	25	7	W Louis Meyer	Sampson	Stevens/Miller	28	Oil leak	330
35	6	39	Babe Stapp	Rigling & Henning	Rigling/Duesenberg	9	Oil leak	275
36	24	48	John Boling	Grapho Metal	Morton & Brett/M&B	7	Rod	270
37	29	54	Leon Duray	Duray	Stevens/Whippett/Duray	6	Overheating	263
38	33	49	Harry Butcher	Butcher Brothers	Buick/Buick	6	Accident	263
39	39	10	Herman Schurch	Hoosier Pete	Rigling/Clemons	5	Transmission	255
40	21	67	R Francis Quinn	Tucker Tappett	Miller/Ford A	3	Rear axle	250
Total Purse							\$84,053	



LOUIS SCHNEIDER
B-12/19/1901
D-9/22/1942

Time of Race: 5:10:27.93 **Average Speed:** 96.629 mph

Margin of Victory: 43.19 sec

Pole: #4 Russ Snowberger (112.769, 5:19.16)

Fastest Qualifier: #1 Billy Arnold (116.080, 5:10.13) **Fastest Race Lap:** N/A

Winning Car Owner: B. L. Schneider

Winning Chief Mechanic: J.W. "Jigger" Johnson ** **Winning Tire:** Firestone
Legend: R=Indianapolis 500 Mile Race Rookie; W=Indianapolis 500 Mile Race Former Winner; *=Had Relief Help; **=Also Riding Mechanic

Lap Leaders: Bost 1-2, Cummings 3-6, Arnold 7-161, Schneider 162-200.

Lap Leader Summary: Arnold 1 time for 155 laps, Schneider 1-39, Cummings 1-4, Bost 1-2.

Lead Changes: 3 among 4 drivers.

Official Box Score 20th Indianapolis 500 Mile Race at the Indianapolis Motor Speedway

● *Monday, May 30, 1932* ●

Car		Driver	Car Name	Chassis/Engine	Laps	Status	Total Prize	
FP	SP No.						Money	
1	27	34	Fred Frame	Miller-Hartz	Wetteroth/Miller	200	104.144	\$31,050
2	6	6	R Howdy Wilcox II	Lion Head	Stevens/Miller	200	103.881	12,650
3	10	22	Cliff Bergere	Studebaker	Rigling/Studebaker	200	102.662	7,000
4	14	61	R Bob Carey	Meyer	Stevens/Miller	200	101.363	6,050
5	4	4	Russ Snowberger	Hupp Comet	Snowberger/Hupmobile	200	100.791	3,500
6	38	37	Zeke Meyer	Studebaker	Rigling/Studebaker	200	98.476	2,500
7	5	35	Ira Hall*	Duesenberg	Stevens/Duesenberg	200	98.207	2,600
8	35	65	Freddie Winnai	Foreman Axle Shaft	Duesenberg/Duesenberg	200	97.437	2,200
9	9	2	Billy Winn*	Duesenberg	Duesenberg/Duesenberg	200	97.421	2,100
10	15	55	Joe Huff	Highway Truck Parts	Cooper/Cooper	200	87.586	2,000
11	26	33	Phil Shafer	Shafer "8"	Rigling/Buick	197	Running	725
12	40	36	R Kelly Petillo	Jones-Miller	Miller/Miller	189	Running	700
13	20	25	Tony Gulotta	Studebaker	Rigling/Studebaker	184	Running	680
14	25	15	H.W. Stubblefield	Gilmore	Adams/Miller	178	Running	660
15	17	18	Peter Kreis	Studebaker	Rigling/Studebaker	178	Accident	635
16	11	46	Luther Johnson	Studebaker	Rigling/Studebaker	164	Wheel	620
17	22	3	Wilbur Shaw	Veedol	Miller/Miller	157	Rear axle	1,915
18	19	24	Deacon Litz	Bowes Seal Fast	Duesenberg/Duesenberg	152	Rod	610
19	12	10	Bill Cummings*	Bowes Seal Fast	Stevens/Miller	151	Crankshaft	605
20	32	57	R Malcolm Fox	Bill Richards	Studebaker/Studebaker	132	Spring	600
21	29	5	Chet Miller*	Hudson	Hudson/Hudson	125	Engine	590
22	31	7	Ernie Triplett	Floating Power	Miller/Miller	125	Clutch	1,290
23	30	1	W Louis Schneider*	Bowes Seal Fast	Stevens/Miller	125	Frame	590
24	21	41	Joe Russo	Art Rose	Rigling/Duesenberg	107	Rod	580
25	1	8	Lou Moore	Boyle Valve	Miller/Miller	79	Timing gear	575
26	36	14	R Juan Gaudino*	Golden Seal	Chrysler/Chrysler	71	Clutch	570
27	18	29	R Al Miller	Hudson	Hudson/Hudson	66	Engine	565
28	39	42	R Doc MacKenzie	Brady	Studebaker/Studebaker	65	Engine	560
29	13	32	Frank Brisko	Brisko-Atkinson	Stevens/Miller	61	Clutch	555
30	34	72	R Ray Campbell	Folly Farm	Graham/Graham	60	Crankshaft	550
31	2	5	W Billy Arnold	Miller-Hartz	Summers/Miller	59	Accident	3,345
32	3	27	R Bryan Saulpaugh	Harry Miller	Miller/Miller	55	Oil line	540
33	7	16	W Louis Meyer	Sampson	Stevens/Miller	50	Crankshaft	535
34	23	21	Al Aspen	Brady & Nardi	Duesenberg/Studebaker	31	Rod	530
35	33	49	R Johnny Kreiger	Consumers Petroleum Oil	Duesenberg/Duesenberg	30	Rod	525
36	16	48	Wesley Crawford	Boyle Valve	Miller/Duesenberg	28	Crankshaft	520
37	8	17	Paul Bost	Empire State	Cooper/Miller	18	Crankshaft	515
38	24	58	Bob McDonogh	F.W.D.	Miller/Miller	7	Oil line	510
39	28	45	R Gus Schrader	Harry Miller	Miller/Miller	3	Accident	505
40	37	26	R Al Gordon	Lion Tamer	Miller/Miller	2	Accident	500
							Total Purse	\$93,850



FRED FRAME
B-6/3/1894
D-4/25/1962

Time of Race: 4:48:03.79 **Average Speed:** 104.144 mph

Margin of Victory: 43.66 sec

Pole: #8 Lou Moore (117.363, 5:06.74) **Fastest Race Lap:** N/A

Winning Car Owner: Harry Hartz **Winning Chief Mechanic:** Jerry Houck**

Winning Tire: Firestone

Legend: R=Indianapolis 500 Mile Race Rookie; W=Indianapolis 500 Mile Race Former Winner; *=Had Relief Help; **=Also Riding Mechanic

Lap Leaders: Moore 1, Arnold 2-58, Carey 59-94, Triplett 95-108, Wilcox 109, Hall 110-115, Shaw 116-125, Frame 126-134, Shaw 135-151, Frame 152-200.

Lap Leader Summary: Frame 2 times for 58 laps, Arnold 1-57, Carey 1-36, Shaw 2-27, Triplett 1-14, Hall 1-6, Moore 1-1, Wilcox 1-1.

Lead Changes: 9 among 8 drivers.

Official Box Score 21st Indianapolis 500 Mile Race at the Indianapolis Motor Speedway

● *Tuesday, May 30, 1933* ●

Car							Total Prize Money	
FP	SP	No.	Driver	Car Name	Chassis/Engine	Laps	Status	
1	6	36	W Louis Meyer	Tydol	Miller/Miller	200	104.162	\$18,000
2	23	17	Wilbur Shaw	Mallory	Stevens/Miller	200	101.795	9,100
3	4	37	Lou Moore	Foreman Axle	Duesenberg/Miller	200	101.599	4,100
4	15	21	Chet Gardner	Sampson Radio	Stevens/Miller	200	101.182	2,400
5	10	8	H.W. Stubblefield	Abels & Fink Auto	Rigling/Buick	200	100.762	3,250
6	36	38	Dave Evans	Art Rose	Rigling/Studebaker	200	100.425	1,450
7	12	34	Tony Gulotta	Studebaker	Rigling/Studebaker	200	99.071	1,300
8	17	4	Russ Snowberger*	Russell "8"	Snowberger/Studebaker	200	99.011	1,200
9	16	9	Zeke Meyer	Studebaker	Rigling/Studebaker	200	98.122	1,150
10	20	46	Luther Johnson*	Studebaker	Rigling/Studebaker	200	97.287	1,100
11	9	6	Cliff Bergere*	Studebaker	Rigling/Studebaker	200	96.536	500
12	18	47	W L.L. Corum	Studebaker	Rigling/Studebaker	200	96.454	475
13	40	49	R Willard Prentiss*	Jack C. Carr	Rigling/Duesenberg	200	93.595	450
14	27	14	Raoul Riganti*	Golden Seal	Chrysler/Chrysler	200	93.244	425
15	28	29	Gene Haustein	Martz	Hudson/Hudson	197	Running	380
16	14	26	Deacon Litz*	Bowes Seal Fast	Miller/Miller	197	Running	370
17	31	18	Joe Russo	Wonder Bread	Duesenberg/Duesenberg	192	Running	340
18	39	51	Doc MacKenzie	Ray Brady	Duesenberg/Studebaker	192	Rear axle	330
19	25	27	Kelly Petillo*	Sacks Bros.	Smith/Miller	168	Spun	320
20	32	28	Chet Miller*	Marr	Hudson/Hudson	163	Rod	305
21	24	19	Al Miller	Marr	Hudson/Hudson	161	Rod	295
22	19	68	Bennett Hill*	Goldberg Brothers	Cooper/Cooper	158	Rod	285
23	29	45	Babe Stapp	Boyle Products	Miller/Miller	156	Out of fuel	1,380
24	26	32	Wesley Crawford*	Boyle Valve	Stevens/Miller	147	Accident	275
25	1	5	Bill Cummings*	Boyle Products	Miller/Miller	136	Radiator	1,065
26	7	15	R Lester Spangler	Miller	Miller/Miller	132	Accident	260
27	35	65	Freddie Winnai*	Kemp	Duesenberg/Duesenberg	125	Mechanical	255
28	30	57	Malcolm Fox	Universal Service Garage	Studebaker/Studebaker	121	Accident	250
29	3	12	W Fred Frame	Miller-Hartz	Wetteroth/Miller	85	Valve	645
30	22	64	R Mark Billman	Kemp-Mannix	Duesenberg/Duesenberg	79	Accident	240
31	34	53	R Johnny Sawyer	Lencki-Madis	Miller/Miller	77	Clutch	235
32	11	2	Peter Kreis	Frame-Miller	Summers/Miller	63	Universal joint	230
33	5	16	Ernie Triplett	Floating Power	Weil/Miller	61	Piston	225
34	13	25	Shorty Cantlon	Sullivan & O'Brien	Stevens/Miller	50	Rod	220
35	42	3	R Mauri Rose	Gilmore	Stevens/Miller	48	Timing gear	215
36	2	58	Frank Brisko	F.W.D.	Miller/Miller	47	Oil	210
37	8	10	Ira Hall	Denny Duesenberg	Stevens/Duesenberg	37	Accident	206
38	41	23	Bill Hepburn	Highway Truck Parts	Cooper/Cooper	33	Rod	205
39	37	59	Ray Campbell	G&D	Hudson/Hudson	24	Magneto	204
40	33	24	Paul Bost	Frame-Miller Duesenberg	Duesenberg/Miller	13	Oil	203
41	38	61	Rick Decker	Miller	Miller/Miller	13	Manifold	202
42	21	22	W Louis Schneider	Edelweiss	Stevens/Miller	0	Stalled	200
Total Purse								\$54,450



LOUIS MEYER
B-7/21/1904
D-10/7/1995

Time of Race: 4:48.75 **Average Speed:** 104.162 mph

Margin of Victory: 6:41.89

Pole: #5 Bill Cummings (118.530, 12:39.30) **Fastest Race Lap:** N/A

Winning Car Owner: Louis Meyer

Winning Chief Mechanic: Lawson Harris ** **Winning Tire:** Firestone

Legend: R=Indianapolis 500 Mile Race Rookie; W=Indianapolis 500 Mile Race Former Winner; *=Had Relief Help; **=Also Riding Mechanic

Lap Leaders: Cummings 1-32, Frame 33-36, Stapp 37-38, Frame 39-50, Stapp 51-63, Frame 64-84, Stapp 85-129, Meyer 130-200.

Lap Leader Summary: Meyer 1 time for 71 laps, Stapp 3-60, Frame 3-37, Cummings 1-32.

Lead Changes: 7 among 4 drivers.

Official Box Score 22nd Indianapolis 500 Mile Race at the Indianapolis Motor Speedway

• *Wednesday, May 30, 1934* •

Car		Driver	Car Name	Chassis/Engine	Laps	Status	Total Prize Money	
FP	SP No.							
1	10	7	Bill Cummings	Boyle Products	Miller/Miller	200	104.863	\$29,725
2	4	9	Mauri Rose	Leon Duray	Stevens/Miller	200	104.697	14,350
3	20	2	Lou Moore*	Foreman Axle	Miller/Miller	200	102.625	6,675
4	19	12	Deacon Litz*	Stokely Foods	Miller/Miller	200	100.749	4,250
5	24	16	Joe Russo	Duesenberg	Duesenberg/Duesenberg	200	99.893	3,600
6	8	36	Al Miller*	Shafer "8"	Rigling/Buick	200	98.264	2,200
7	18	22	Cliff Bergere*	Floating Power	Weil/Miller	200	97.818	1,850
8	9	10	Russ Snowberger	Russell "8"	Snowberger/Studebaker	200	97.297	1,650
9	3	32	Frank Brisko*	F.W.D.	Miller/Miller	200	96.787	2,850
10	14	24	R Herb Ardinger*	Lucenti	Graham/Graham	200	95.936	1,425
11	1	17	Kelly Petillo	Red Lion	Adams/Miller	200	93.432	900
12	29	5	H.W. Stubblefield*	Cummins Diesel	Duesenberg/Cummins	200	88.566	880
13	28	49	R Charlie Crawford	Detroit Gasket & Mfg.	Ford/Ford V8	110	Head gasket	860
14	11	31	Ralph Hepburn*	Art Rose	Miller/Miller	164	Rod	840
15	12	18	R George Barringer*	Boyle Products	Miller/Miller	161	Front axle	815
16	6	26	Phil Shafer*	Shafer "8"	Rigling/Buick	130	Camshaft	790
17	7	8	Tony Gulotta	Schroeder	Cooper/Studebaker	94	Rod	770
18	13	1	W Louis Meyer	Ring Free	Stevens/Miller	92	Oil tank	745
19	22	6	Dave Evans	Cummins Diesel	Duesenberg/Cummins	81	Transmission	720
20	15	15	Shorty Cantlon*	Sullivan & O'Brien	Stevens/Miller	76	Crankshaft	700
21	5	4	Chet Gardner	Sampson Radio	Stevens/Miller	72	Rod	675
22	17	51	Al Gordon	Abels & Fink	Adams/Miller	66	Steering	650
23	23	35	R Rex Mays	Frame Miller-Duesenberg	Duesenberg/Miller	53	Front axle	630
24	25	42	R Dusty Fahrnow	Superior Trailer	Cooper/Cooper	28	Rod	600
25	21	41	Johnny Sawyer	Burd Piston Ring	Miller/Lencki	27	Rods	585
26	33	33	Johnny Seymour	Streamline Miller	Adams/Miller	22	Pinion	560
27	27	45	Rick Decker	Carter Carburetor	Miller/Miller	17	Clutch	540
28	2	3	Wilbur Shaw	Lion Head	Stevens/Miller	15	Lost oil	515
29	26	73	Doc MacKenzie	Cresco	Mikan-Carson/Studebaker	15	Accident	490
30	31	29	Gene Haustein	Martz	Hudson/Hudson	13	Accident	470
31	30	63	R Harry McQuinn	DeBaets	Rigling/Miller	13	Rod	445
32	16	58	R George Bailey	Scott	Snowberger/Studebaker	12	Accident	420
33	32	46	Chet Miller	Bohnalite Ford	Ford/Ford V8	11	Accident	400
							Total Purse	\$83,575



BILL CUMMINGS
B-11/11/1906
D-2/8/1939

Time of Race: 4:46:05.20 **Average Speed:** 104.863 mph

Margin of Victory: 27.25 sec.

Pole: #17 Kelly Petillo (119.329, 12:34.22) **Fastest Race Lap:** N/A

Winning Car Owner: H. C. Henning **Winning Chief Mechanic:** Earl Unversaw **

Winning Tire: Firestone

Legend: R=Indianapolis 500 Mile Race Rookie; W=Indianapolis 500 Mile Race Former Winner; *=Had Relief Help; **=Also Riding Mechanic

Lap Leaders: Petillo 1-6, Brisko 7-71, Cummings 72-78, Rose 79-109, Brisko 110-113, Rose 114-124, Cummings 125-148, Rose 149-174, Cummings 175-200.

Lap Leader Summary: Brisko 2 times for 69 laps, Rose 3-68, Cummings 3-57, Petillo 1-6.

Lead Changes: 8 among 4 drivers.

Official Box Score 23rd Indianapolis 500 Mile Race at the Indianapolis Motor Speedway

• *Thursday, May 30, 1935* •

Car						Total Prize Money		
FP	SP	No.	Driver	Car Name	Chassis/Engine	Laps	Status	Money
1	22	5	Kelly Petillo	Gilmore Speedway	Wetteroth/Offy	200	106.240	\$30,600
2	20	14	Wilbur Shaw	Pirrung	Shaw/Offy	200	105.990	13,500
3	5	1	W Bill Cummings	Boyle Products	Miller/Miller	200	104.758	6,650
4	3	22	R Floyd Roberts	Abels & Fink	Miller/Miller	200	103.228	4,000
5	7	21	Ralph Hepburn*	Veedol	Miller/Miller	200	103.177	3,500
6	19	9	Shorty Cantlon*	Sullivan & O'Brien	Stevens/Miller	200	101.140	2,200
7	9	18	Chet Gardner	Sampson Radio	Stevens/Miller	200	101.129	1,800
8	13	16	Deacon Litz*	Sha-litz	Miller/Miller	200	100.907	1,600
9	15	8	Doc MacKenzie	Pirrung	Rigling/Miller	200	100.598	1,500
10	17	34	Chet Miller	Milac Front Drive	Summers/Miller	200	100.474	1,475
11	8	19	W Fred Frame*	Miller-Hartz	Wetteroth/Miller	200	100.436	850
12	4	36	W Louis Meyer	Ring Free	Stevens/Miller	200	100.256	700
13	16	15	Cliff Bergere	Victor Gasket	Rigling/Buick	196	Out of fuel	600
14	31	62	R Harris Insinger	Cresco	Mikan-Carson/Studebaker	185	Running	535
15	21	4	Al Miller	Boyle Products	Rigling/Miller	178	Engine	520
16	26	43	R Ted Horn	Ford V-8	Miller-Ford/Ford V8	145	Steering	505
17	1	33	Rex Mays	Gilmore	Adams/Miller	123	Spring	2,490
18	23	7	Lou Moore*	Foreman Axle	Miller/Miller	116	Rod	475
19	14	37	R George Connor	Marks Miller	Stevens/Miller	112	Transmission	460
20	10	2	Mauri Rose*	F.W.D.	Miller/Miller	103	Studs	445
21	6	44	Tony Gulotta	Bowes Seal Fast	Stevens/Miller	102	Magneto	430
22	30	39	R Jimmy Snyder	Blue Prelude	Snowberger/Studebaker	97	Spring	415
23	24	41	Frank Brisko	Art Rose	Rigling/Studebaker	79	Universal joint	400
24	27	42	Johnny Seymour*	Ford V-8	Miller-Ford/Ford V8	71	Grease leak	385
25	12	17	Babe Stapp	Marks Miller	Adams/Miller	70	Radiator	470
26	29	35	George Bailey	Ford V-8	Miller-Ford/Ford V8	65	Steering	355
27	11	3	Russ Snowberger	Boyle Products	Miller/Miller	59	Exhaust pipe	340
28	32	26	R Louis Tomei	Burd Piston Ring	Miller/Lencki	47	Valve	325
29	33	46	R Bob Sall	Ford V-8	Miller-Ford/Ford V8	47	Steering	310
30	2	6	Al Gordon	Cocktail Hour Cigarette	Weil/Miller	17	Accident	295
31	28	27	Freddie Winnai	Gyro-Duesenberg	Duesenberg/Miller	16	Rod	280
32	25	45	R Clay Weatherly	Bowes Seal Fast	Stevens/Miller	9	Accident	265
33	18	66	Harry McQuinn	DeBaets	Rigling/Miller	4	Rod	250
Total Purse								\$78,925



KELLY PETILLO
B-12/5/1903
D-6/30/1970

Time of Race: 4:42:22.71 **Average Speed:** 106.240 mph

Margin of Victory: 40.02 sec.

Pole: #33 Rex Mays (120.736, 12:25.43) **Fastest Race Lap:** N/A

Winning Car Owner: Kelly Petillo **Winning Chief Mechanic:** Jimmie Dunham **

Winning Tire: Firestone

Legend: R=Indianapolis 500 Mile Race Rookie; W=Indianapolis 500 Mile Race Former Winner; *=Had Relief Help; **=Also Riding Mechanic

Lap Leaders: Mays 1-63, Stapp 64-67, Petillo 68-73, Mays 74-99, Petillo 100-139, Shaw 140-144, Petillo 145-200.

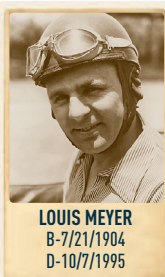
Lap Leader Summary: Petillo 3 times for 102 laps, Mays 2-89, Shaw 1-5, Stapp 1-4.

Lead Changes: 6 among 4 drivers.

Official Box Score 24th Indianapolis 500 Mile Race at the Indianapolis Motor Speedway

• Saturday, May 30, 1936 •

Car						Total Prize Money		
FP	SP	No.	Driver	Car Name	Chassis/Engine	Laps	Status	
1	28	8	W Louis Meyer	Ring Free	Stevens/Miller	200	109.069	\$31,300
2	11	22	Ted Horn	Miller-Hartz	Wetteroth/Miller	200	108.170	13,775
3	4	10	Doc MacKenzie*	Gilmore Speedway	Wetteroth/Offy	200	107.460	6,900
4	30	36	Mauri Rose	F.W.D.	Miller/Miller	200	107.272	4,000
5	3	18	Chet Miller	Boyle Products	Summers/Miller	200	106.919	3,653
6	25	41	R Ray Pixley	Fink Auto	Miller/Miller	200	105.253	2,328
7	9	3	Wilbur Shaw	Gilmore	Shaw/Offy	200	104.233	3,650
8	14	17	George Barringer	Kennedy Tank	Rigling/Offy	200	102.630	1,650
9	32	53	Zeke Meyer	Boyle Products	Cooper/Studebaker	200	101.331	1,550
10	5	38	George Connor	Marks Miller	Adams/Miller	200	98.931	1,425
11	12	35	Freddie Winnai	Midwest Red Lion	Stevens/Offy	199	Running	850
12	24	9	Ralph Hepburn	Art Rose	Miller/Offy	195	Running	700
13	27	28	Harry McQuinn	Sampson Radio	Stevens/Miller	196	Out of fuel	600
14	10	7	Shorty Cantlon	Hamilton-Harris	Weil/Miller	194	Out of fuel	535
15	1	33	Rex Mays	Gilmore	Adams/Sparks	192	Out of fuel	920
16	23	54	R Doc Williams	Superior Trailer	Cooper/Miller	192	Out of fuel	505
17	29	32	Lou Moore*	Burd Piston Ring	Miller/Offy	185	Out of fuel	490
18	33	19	R Emil Andres*	Carew	Whippet/Cragar	184	Running	475
19	15	4	Floyd Roberts	Burd Piston Ring	Stevens/Offy	183	Out of fuel	460
20	20	14	Frank Brisko	Elgin Piston Pin	Miller/Brisko	180	Out of fuel	445
21	17	12	Al Miller	Boyle Products	Smith/Miller	119	Accident	430
22	7	42	Cliff Bergere*	Bowes Seal Fast	Stevens/Miller	116	Engine support	415
23	26	15	Deacon Litz*	Litz	Miller/Miller	108	Crankshaft	400
24	2	21	Babe Stapp	Pirrung	Shaw/Offy	89	Crankshaft	1,585
25	19	5	Billy Winn	Harry A. Miller	Miller/Miller	78	Crankshaft	370
26	22	52	R Frank McGurk	Abels Auto Ford	Adams/Cragar	51	Crankshaft	355
27	8	27	Louis Tomei	Wheeler's	Wetteroth/Miller	44	Engine support	340
28	6	44	Herb Ardinger	Bowes Seal Fast	Stevens/Miller	38	Transmission	325
29	18	6	Chet Gardner	Gardner	Duesenberg/Offy	38	Clutch	310
30	16	43	Jimmy Snyder	Belanger Miller	Stevens/Miller	21	Oil leak	295
31	21	47	Johnny Seymour	Sullivan & O'Brien	Stevens/Miller	13	Clutch	280
32	31	46	W Fred Frame	Burd Piston Ring	Miller/Miller	4	Piston	265
33	13	2	W Bill Cummings	Boyle Products	Miller/Offy	0	Clutch	250
Total Purse								\$81,831



LOUIS MEYER
B-7/21/1904
D-10/7/1995

Time of Race: 4:35:03.39 **Average Speed:** 109.069 mph

Margin of Victory: 2:17.15

Pole: #33 Rex Mays (119.644, 12:32.23) **Fastest Race Lap:** N/A

Winning Car Owner: Louis Meyer **Winning Chief Mechanic:** Lawson Harris **

Winning Tire: Firestone

Legend: R=Indianapolis 500 Mile Race Rookie; W=Indianapolis 500 Mile Race Former Winner; *=Had Relief Help; **=Also Riding Mechanic

Lap Leaders: Mays 1-12, Stapp 13-31, Shaw 32-82, Stapp 83-88, Meyer 89-130, Horn 131-146, Meyer 147-200.

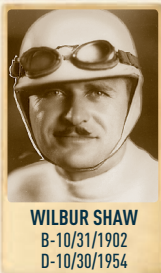
Lap Leader Summary: Meyer 2 times for 96 laps, Shaw 1-51, Stapp 2-25, Horn 1-16, Mays 1-12.

Lead Changes: 6 among 5 drivers.

Official Box Score 25th Indianapolis 500 Mile Race at the Indianapolis Motor Speedway

• *Monday, May 31, 1937* •

Car						Total Prize Money		
FP	SP	No.	Driver	Car Name	Chassis/Engine	Laps	Status	Money
1	2	6	Wilbur Shaw	Shaw-Gilmore	Shaw/Offy	200	113.580	\$35,075
2	6	8	Ralph Hepburn*	Hamilton-Harris	Stevens/Offy	200	113.565	15,937
3	32	3	Ted Horn	Miller-Hartz	Wetteroth/Miller	200	113.434	7,087
4	5	2	W Louis Meyer	Boyle	Miller/Miller	200	110.730	4,275
5	16	45	Cliff Bergere*	Midwest Red Lion	Stevens/Offy	200	108.935	3,725
6	1	16	W Bill Cummings*	Boyle	Miller/Offy	200	107.124	3,187
7	14	28	R Billy DeVore*	Miller	Stevens/Miller	200	106.995	1,962
8	7	38	Tony Gulotta*	Burd Piston Ring	Rigling/Offy	200	105.015	1,787
9	12	17	George Connor	Mark Miller	Adams/Miller	200	103.830	1,862
10	18	53	Louis Tomei	Sobonite Plastics	Rigling/Studebaker	200	101.825	1,487
11	9	31	Chet Gardner*	Burd Piston Ring	Duesenberg/Offy	199	Running	912
12	10	23	R Ronney Householder*	Topping	Vigliani/Miller	194	Running	737
13	17	62	Floyd Roberts	Thorne	Miller/Miller	194	Running	600
14	11	35	Deacon Litz*	Motorola Auto Radio	Miller/Miller	191	Out of oil	535
15	24	32	R Floyd Davis	Thorne	Snowberger/Miller	190	Accident	520
16	25	34	Shorty Cantlon*	Bowes Seal Fast	Weil/Miller	182	Running	505
17	26	42	Al Miller*	Thorne	Snowberger/Miller	170	Carburetor	490
18	8	1	Mauri Rose	Burd Piston Ring	Miller/Offy	127	Oil line	475
19	29	41	R Ken Fowler	Lucky Teeter	Wetteroth/McDowell	116	Car pushed	460
20	20	25	W Kelly Petillo	Petillo	Wetteroth/Offy	109	Out of oil	1,445
21	28	43	George Bailey	Duray-Sims	Stevens/Miller	107	Clutch	430
22	3	54	Herb Ardinger*	Chicago Raw Hide Oil Seal	Welch/Offy	106	Rod	915
23	15	24	Frank Brisko	Elgin Piston Pin	Stevens/Brisko	105	No oil pressure	400
24	33	44	R Frank Wearne	Duray	Stevens/Miller	99	Carburetor	385
25	27	26	R Tony Willman	F.W.D.	Miller/Miller	95	Rod	370
26	4	10	Billy Winn	Harry A. Miller	Miller/Miller	85	Oil line	605
27	30	12	Russ Snowberger*	R.S.	Snowberger/Packard	66	Clutch	340
28	21	33	R Bob Swanson	Fink Auto	Adams/Sparks	52	Carburetor	825
29	22	47	Harry McQuinn	Sullivan & O'Brien	Stevens/Miller	47	Piston	560
30	13	7	Chet Miller	Boyle	Summers/Miller	36	Ignition	295
31	31	15	Babe Stapp	Topping	Maserati/Maserati	36	Clutch	280
32	19	5	Jimmy Snyder	Sparks	Adams/Sparks	27	Transmission	3,165
33	23	14	Rex Mays	Bowes Seal Fast	Alfa Romeo/Alfa Romeo	24	Overheating	500
							Total Purse	\$92,133



Time of Race: 4:24:07.80 **Average Speed:** 113.580 mph

Margin of Victory: 2.16 sec.

Pole: #16 Bill Cummings (123.343, 12:09.67)

Fastest Qualifier: #5 Jimmy Snyder (125.287, 11:58.35)

Fastest Race Lap: N/A **Winning Car Owner:** W. Wilbur Shaw

Winning Chief Mechanic: J.W. "Jigger" Johnson **

Winning Tire: Firestone

Legend: R=Indianapolis 500 Mile Race Rookie; W=Indianapolis 500 Mile Race Former Winner; *=Had Relief Help; **=Also Riding Mechanic

Lap Leaders: Ardinger 1-2, Snyder 3-26, Shaw 27-74, Hepburn 75-83, Shaw 84-129, Swanson (for Hepburn) 130-163, Shaw 164-200.


Lap Leader Summary: Shaw 3 times for 131 laps, Swanson (for Hepburn) 1-34, Snyder 1-24, Hepburn 1-9, Ardinger 1-2.

Lead Changes: 6 among 5 drivers.

Official Box Score 26th Indianapolis 500 Mile Race at the Indianapolis Motor Speedway

● *Monday, May 30, 1938* ●

Car						Total Prize Money		
FP	SP	No.	Driver	Car Name	Chassis/Engine	Laps	Status	
1	1	23	Floyd Roberts	Burd Piston Ring	Wetteroth/Miller	200	117.200	\$32,075
2	7	1	W Wilbur Shaw	Shaw	Shaw/Offy	200	115.580	14,425
3	5	3	Chet Miller	I.B.E.W.	Summers/Offy	200	114.946	7,350
4	6	2	Ted Horn	Miller-Hartz	Wetteroth/Miller	200	112.203	4,600
5	18	38	Chet Gardner	Burd Piston Ring	Rigling/Offy	200	110.311	4,100
6	14	54	Herb Ardinger*	Offenhauser	Miller-Ford/Offy	199	Running	2,625
7	25	45	Harry McQuinn*	Marchese	Marchese/Miller	197	Running	2,175
8	30	58	Billy DeVore	P.R.&W.	Stevens/Offy	185	Running	1,925
9	13	22	R Joel Thorne	Thorne Engineering	Shaw/Offy	185	Running	1,775
10	17	29	Frank Wearne	Indiana Fur	Adams/Offy	181	Running	1,650
11	33	43	R Duke Nalon	Kohlert-Miller	Fengler/Miller	178	Running	1,025
12	29	12	George Bailey	Leon Duray Barbasol	Weil/Duray	166	Clutch	825
13	9	27	Mauri Rose	I.B.E.W.	Maserati/Maserati	165	Supercharger	650
14	10	16	Ronney Householder*	Thorne-Sparks	Adams/Sparks	154	Supercharger	695
15	15	6	Jimmy Snyder	Sparks-Thorne	Adams/Sparks	150	Supercharger	3,390
16	12	5	W Louis Meyer	Bowes Seal Fast	Stevens/Winfield	149	Oil pump	635
17	4	17	Tony Gulotta*	Hamilton-Harris	Stevens/Offy	130	Rod	680
18	22	55	Al Miller	Domont's Pepsi-Cola	Miller/Miller	125	Clutch	625
19	19	15	George Connor	Marks Miller	Adams/Miller	119	Engine	620
20	32	9	Cliff Bergere	Kraft's Real Rye	Stevens/Miller	111	Piston	615
21	31	33	R Henry Banks	Detroit Sporting World	Miller/Voelker	109	Rod bearing	610
22	21	35	W Kelly Petillo	Petillo	Wetteroth/Offy	100	Camshaft	955
23	24	21	Louis Tomei	P.O.B. Perfect Seal	Miller/Miller	88	Rod	625
24	16	7	W Bill Cummings	I.B.E.W.	Miller/Miller	72	Radiator	620
25	2	14	Russ Snowberger	D-X	Snowberger/Miller	56	Rod	640
26	8	34	Babe Stapp	McCoy Auto Service	Weil/Miller	54	Valve	585
27	26	10	Tony Willman	Belanger	Stevens/Miller	47	Valve	580
28	3	8	Rex Mays	Alfa-Romeo	A.R.-Weil/Alfa-Romeo	45	Supercharger	1,125
29	28	42	Emil Andres	Elgin Piston Pin	Adams/Brisko	45	Accident	620
30	27	37	Ira Hall	Greenfield Super Service	Nowiak/Studebaker	44	Accident	565
31	11	26	Frank Brisko	Shur-Stop Mech. Brake Equal.	Stevens/Brisko	39	Oil line	585
32	23	36	R Al Putnam	Troy Tydol	Stevens/Miller	15	Crankshaft	555
33	20	47	Shorty Cantlon	Kamm's	Stevens/Miller	13	Supercharger	550
							Total Purse	\$91,075



FLOYD ROBERTS
B-2/12/1904
D-5/30/1939

Time of Race: 4:14:58.40 **Average Speed:** 117.200 mph

Margin of Victory: 3:35.27

Pole: #23 Floyd Roberts (125.681, 11:56.10)

Fastest Qualifier: #16 Ronney Householder (125.769, 11:45.50)

Fastest Race Lap: N/A

Winning Car Owner: Lou Moore **Winning Chief Mechanic:** Lou Moore

Winning Tire: Firestone

Legend: R=Indianapolis 500 Mile Race Rookie; W=Indianapolis 500 Mile Race Former Winner; *=Had Relief Help

Lap Leaders: Mays 1-14, Snyder 15-31, Mays 32-33, Snyder 34-74, Roberts 75-110, Snyder 111-144, Roberts 145-200.

Lap Leader Summary: Snyder 3 times for 92 laps, Roberts 2-92, Mays 2-16.

Lead Changes: 6 among 3 drivers.

Official Box Score 27th Indianapolis 500 Mile Race at the Indianapolis Motor Speedway

• *Tuesday, May 30, 1939* •

Car							Total Prize Money	
FP	SP	No.	Driver	Car Name	Chassis/Engine	Laps	Status	Money
1	3	2	W Wilbur Shaw	Boyle	Maserati/Maserati	200	115.035	\$27,375
2	1	10	Jimmy Snyder	Thorne Engineering	Adams/Sparks	200	114.245	16,100
3	10	54	Cliff Bergere	Offenhauser	Miller-Ford/Offy	200	113.698	7,400
4	4	4	Ted Horn	Boyle	Miller/Miller	200	111.879	4,750
5	16	31	Babe Stapp	Alfa Romeo	A.R.-Weil/Alfa Romeo	200	111.230	4,225
6	15	41	George Barringer	Bill White	Weil/Offy	200	111.025	2,800
7	20	8	Joel Thorne	Thorne Engineering	Adams/Sparks	200	110.416	2,150
8	8	16	Mauri Rose	Wheeler's	Shaw/Offy	200	109.544	2,150
9	17	14	Frank Wearne	Burd Piston Ring	Wetteroth/Offy	200	107.806	1,800
10	33	26	Billy DeVore*	Leon Duray-Barbasol	Weil/Duray	200	104.267	1,600
11	27	62	Tony Gulotta*	Burd Piston Ring	Stevens/Offy	200	103.938	1,000
12	2	45	W Louis Meyer	Bowes Seal Fast	Stevens/Winfield	197	Accident	3,200
13	12	18	George Connor	Marks	Adams/Offy	195	Stalled	650
14	26	51	Tony Willman	Burd Piston Ring	Lencki/Lencki	188	Fuel pump	620
15	30	58	Louis Tomei*	Alfa Romeo	Alfa Romeo/Alfa Romeo	186	Running	590
16	19	15	Rex Mays	Thorne Engineering	Adams/Sparks	145	Rings	685
17	9	9	Herb Ardinger*	Miller-Hartz	Wetteroth/Miller	141	Clutch	680
18	24	35	W Kelly Petillo	Kay Jewelers	Wetteroth/Offy	141	Pistons	600
19	14	49	R Mel Hansen	Joel Thorne, Inc.	Shaw/Offy	113	Accident	595
20	32	38	Harry McQuinn*	Elgin Piston Pin	Blume/Brisko	110	Ignition	590
21	5	3	Chet Miller	Boyle	Summers/Miller	109	Accident	635
22	13	25	Ralph Hepburn*	Hamilton-Harris	Stevens/Offy	107	Accident	605
23	23	1	W Floyd Roberts	Burd Piston Ring	Wetteroth/Offy	106	Accident	650
24	18	37	Ira Hall	Greenfield Super Service	Nowiak/Studebaker	89	Head gasket	570
25	25	21	Russ Snowberger	D-X	Snowberger/Miller	50	Radiator	590
26	6	17	George Bailey	Miller	Miller/Miller	47	Valve	610
27	29	56	Floyd Davis	W.B.W.	Miller/Offy	43	Shock absorber	555
28	28	42	Al Miller	Kennedy Tank	Adams/Offy	41	Accelerator	575
29	11	29	Frank Brisko	National Seal	Stevens/Brisko	38	Air pump	570
30	21	44	Emil Andres	Chicago Flash	Stevens/Offy	22	Spark plugs	540
31	22	32	Bob Swanson	S.M.I.	Stevens/Sampson	19	Rear axle	510
32	7	47	Shorty Cantlon	Automotive Service	Stevens/Offy	15	Bearing	605
33	31	53	Deacon Litz	Maserati	Maserati/Maserati	7	Valve	525
Total Purse								\$87,100



WILBUR SHAW
B-10/31/1902
D-10/30/1954

Time of Race: 4:20:47.39 **Average Speed:** 115.035 mph

Margin of Victory: 1:48.22

Pole: #10 Jimmy Snyder (130.138, 4:36.63) **Fastest Race Lap:** N/A

Winning Car Owner: Boyle Racing Headquarters

Winning Chief Mechanic: Robert T. Jackson

Winning Tire: Firestone

Legend: R=Indianapolis 500 Mile Race Rookie; W=Indianapolis 500 Mile Race Former Winner; *=Had Relief Help

Lap Leaders: Snyder 1-36, Shaw 37-69, Meyer 70-73, Mays 74, Snyder 75-103, Meyer 104-130, Horn 131-134, Meyer 135-182, Shaw 183-200.

Lap Leader Summary: Meyer 3 times for 79 laps, Snyder 2-65, Shaw 2-51, Horn 1-4, Mays 1-1.

Lead Changes: 8 among 5 drivers.

Official Box Score 28th Indianapolis 500 Mile Race at the Indianapolis Motor Speedway

• *Thursday, May 30, 1940* •

Car						Total		
FP	SP	No.	Driver	Car Name	Chassis/Engine	Laps	Status	Prize Money
1	2	1	W Wilbur Shaw	Boyle	Maserati/Maserati	200	114.277	\$30,725
2	1	33	Rex Mays	Bowes Seal Fast	Stevens/Winfield	200	113.742	15,950
3	3	7	Mauri Rose	Elgin Piston Pin	Wetteroth/Offy	200	113.572	6,688
4	4	3	Ted Horn	Boyle	Miller/Miller	199	Running	4,575
5	10	8	Joel Thorne	Thorne Donnelly	Adams/Sparks	197	Running	3,850
6	20	32	Bob Swanson	Sampson	Stevens/Sampson	196	Running	2,463
7	7	9	Frank Wearne	Boyle	Stevens/Offy	195	Running	2,038
8	5	31	Mel Hansen	Hartz	Wetteroth/Miller	194	Running	1,813
9	8	16	Frank Brisko	Elgin Piston Pin	Stevens/Brisko	193	Running	1,863
10	31	49	R Rene LeBegue*	Lucy O'Reilly Schell	Maserati/Maserati	192	Running	1,488
11	15	41	Harry McQuinn	Hollywood Pay Day	A.R.-Weil/Alfa Romeo	192	Running	938
12	22	25	Emil Andres	Belanger-Folz	Stevens/Offy	192	Running	788
13	14	28	R Sam Hanks	Duray	Weil/Duray	192	Running	650
14	16	6	George Barringer	Hollywood Pay Day	Weil/Offy	191	Running	620
15	26	42	R Joie Chitwood	Kennedy Tank	Adams/Offy	190	Running	615
16	18	26	Louis Tomei	Falstaff	Miller/Offy	190	Exhaust	610
17	27	34	Chet Miller*	Alfa Romeo	Alfa Romeo/Alfa Romeo	189	Running	605
18	32	14	Billy DeVore*	Bill Holabird	Shaw/Offy	181	Running	600
19	28	44	Al Putnam	Refinoli Motor Oil	Adams/Offy	179	Running	595
20	33	61	Floyd Davis*	Lencki	Lencki/Lencki	157	Running	590
21	13	35	W Kelly Petillo	Indiana Fur	Wetteroth/Offy	128	Bearing	660
22	25	21	Duke Nalon	Marks	Silnes/Offy	120	Rod	580
23	23	17	R George Robson	Keller	Miller-Ford/Offy	67	Shock absorber	575
24	12	24	Babe Stapp*	Surber	Stevens/Offy	64	Oil line	595
25	19	36	Doc Williams	Quillen Bros. Refrigerator	Cooper/Miller	61	Oil line	590
26	17	10	George Connor	Lencki	Lencki/Lencki	52	Rod	610
27	6	5	Cliff Bergere	Noc-Out Hose Clamp	Wetteroth/Offy	51	Oil line	605
28	29	38	R Paul Russo	Elgin Piston Pin	Blume/Brisko	48	Oil leak	550
29	21	54	Ralph Hepburn	Bowes Seal Fast	Miller-Ford/Offy	47	Steering	595
30	30	58	Al Miller	Alfa Romeo	Alfa Romeo/Alfa Romeo	41	Clutch	540
31	11	19	Russ Snowberger	Snowberger	Snowberger/Miller	38	Water pump	535
32	9	27	R Tommy Hinnershitz	Marks	Adams/Offy	32	Accident	530
33	24	29	Raoul Riganti	Maserati	Maserati/Maserati	24	Accident	500
Total Purse								\$85,529



WILBUR SHAW
B-10/31/1902
D-10/30/1954

Time of Race: 4:22:31.17 **Average Speed:** 114.277 mph

Margin of Victory: Under Caution

Pole: #33 Rex Mays (127.850, 4:41.58) **Fastest Race Lap:** N/A

Winning Car Owner: Boyle Racing Headquarters

Winning Chief Mechanic: H.C. "Cotton" Henning

Winning Tire: Firestone

Legend: R=Indianapolis 500 Mile Race Rookie; W=Indianapolis 500 Mile Race

Former Winner; *=Had Relief Help

Race Notes: Race run under caution from Lap 150 to 200 due to rain.

Lap Leaders: Ray 1-33, Shaw 34-73, Mays 74-99, Rose 100-104, Shaw 105-200.

Lap Leader Summary: Shaw 2 times for 136 laps, Mays 2-59, Rose 1-5.

Led Changes: 4 among 3 drivers.

Official Box Score 29th Indianapolis 500 Mile Race at the Indianapolis Motor Speedway

• Friday, May 30, 1941 •

Car							Total Prize Money	
FP	SP	No.	Driver	Car Name	Chassis/Engine	Laps	Status	
1	17	16	Floyd Davis/Mauri Rose*	Noc-Out Hose Clamp	Wetteroth/Offy	200	115.117	\$29,200
2	2	1	Rex Mays	Bowes Seal Fast	Stevens/Winfield	200	114.459	14,850
3	28	4	Ted Horn	T.E.C.	Adams/Sparks	200	113.864	6,863
4	10	54	Ralph Hepburn	Bowes Seal Fast	Miller-Ford/Novi	200	113.631	4,575
5	7	34	Cliff Bergere	Noc-Out Hose Clamp	Wetteroth/Offy	200	113.528	4,375
6	9	41	Chet Miller	Boyle	Miller/Miller	200	111.921	2,438
7	4	15	Harry McQuinn*	Ziffrin	A.R.-Weil/Alfa Romeo	200	111.795	2,063
8	6	7	Frank Wearne	Bill Holabird	Shaw/Offy	200	110.818	1,788
9	18	45	Paul Russo*	Leader Card	Marchese/Miller	200	105.628	1,738
10	20	27	Tommy Hinnershitz*	Marks	Adams/Offy	200	105.152	1,538
11	24	53	Louis Tomei	H-3	Miller-Ford/Offy	200	104.437	938
12	31	55	Al Putnam*	Schoof	Wetteroth/Offy	200	101.391	763
13	26	26 R	Overton Phillips*	Phillips	Bugatti/Miller	187	Running	625
14	27	25	Joie Chitwood	Blue Crown Spark Plug	Lencki/Lencki	177	Running	620
15	30	17	Duke Nalon	Elgin Piston Pin	Maserati/Maserati	173	Running	640
16	13	14	George Connor	Boyle	Stevens/Offy	167	Transmission	660
17	12	47 R	Everett Saylor	Mark Bowles	Weil/Offy	155	Accident	605
18	3	2 W	Wilbur Shaw	Boyle	Maserati/Maserati	151	Accident	5,875
19	8	23	Billy DeVore	Hollywood PayDay Candy	Stevens/Offy	121	Rod	595
20	25	62	Tony Willman	Lyons	Stevens/Offy	117	Rod	615
21	11	42	Russ Snowberger	Hussey's Sportsman Club	Snowberger/Offy	107	Water pump	585
22	29	32	Deacon Litz	Sampson 16	Stevens/Sampson	89	Oil	555
23	22	8	Frank Brisko	Zollner Piston	Stevens/Brisko	70	Valve	600
24	5	36	Doc Williams	Indiana Fur	Cooper/Offy	68	Radiator	620
25	16	10	George Robson	Gilmore Red Lion	Weil/Duray	66	Oil leak	565
26	1	3	Mauri Rose	Elgin Piston Pin	Maserati/Maserati	60	Spark plugs	1,035
27	19	22 W	Kelly Petillo	Air Liner Sandwich Shop	Wetteroth/Offy	48	Rod	605
28	14	12	Al Miller	Miller	Miller/Miller	22	Transmission	575
29	21	9	Mel Hansen	Fageol	Miller-Ford/Offy	11	Rod	595
30	15	19	Emil Andres	Kennedy Tank	Lencki/Lencki	4	Accident	540
31	23	5	Joel Thorne	Thorne Engineering	Adams/Sparks	4	Accident	535
32	-	35	George Barringer	Miller	Miller/Miller	DNS	Garage fire	530
33	-	28	Sam Hanks	Tom Joyce 7-Up	Kurtis/Offy	DNS	Practice acc.	525
							Total Purses	\$89,229



FLOYD DAVIS
B-3/9/1905
D-5/31/1977

Time of Race: 4:20:36.24 **Average Speed:** 115.117 mph

Margin of Victory: 1:29.95

Pole: #3 Mauri Rose (128.691, 4:39.74) **Fastest Race Lap:** N/A

Winning Car Owner: Lou Moore, Inc **Winning Chief Mechanic:** Ed Shampay

Winning Tire: Firestone

Legend: R=Indianapolis 500 Mile Race Rookie; W=Indianapolis 500 Mile Race

Former Winner; * = Had Relief Help

Race Notes: Mauri Rose replaced Floyd Davis in the winning car on Lap 72.



MAURI ROSE
B-5/26/1906
D-1/1/1981

Lap Leaders: Mays 1-38, Rose 39-44, Shaw 45-151, Bergere 152-161, Rose (for Davis) 162-200.


Lap Leader Summary: Shaw 1 time for 107 laps, Rose (for Davis) 1-39, Mays 1-38, Bergere 1-10, Rose 1-6.

Lead Changes: 4 among 4 drivers.

Official Box Score 30th Indianapolis 500 Mile Race at the Indianapolis Motor Speedway

• *Thursday, May 30, 1946* •

Car		Driver	Car Name	Chassis/Engine	Laps	Status	Total Prize Money	
FP	SP No.							
1	15	16	George Robson	Thorne Engineering	Adams/Sparks	200	114.820	\$42,350
2	5	61	R Jimmy Jackson	Jackson	Miller/Offy	200	114.498	13,838
3	7	29	Ted Horn	Boyle Maserati	Maserati/Maserati	200	109.759	7,988
4	11	18	Emil Andres	Elgin Piston Pin	Maserati/Maserati	200	108.902	5,425
5	12	24	Joie Chitwood*	Noc-Out Hose Clamp	Wetteroth/Offy	200	108.399	4,375
6	6	33	R Lewis Durant	Marion Engineering	Alfa Romeo/Alfa Romeo	200	105.073	3,238
7	28	52	R Luigi "Gigi" Villorosi	Maserati	Maserati/Maserati	200	100.783	2,375
8	29	7	Frank Wearne	Wolfe Motors Co., Tulsa	Shaw/Offy	197	Running	2,438
9	25	39	R Bill Sheffler	Jack Maurer	Bromme/Offy	139	Running	2,114
10	31	17	Billy DeVore	Schoof	Wetteroth/Offy	167	Throttle	1,888
11	27	4	Mel Hansen	Ross Page	Kurtis/Duray	143	Crankshaft	1,700
12	10	25	Russ Snowberger*	Jim Hussey's Sportsman's Club	Maserati/Maserati	134	Differential	1,675
13	18	14	Harry McQuinn*	Mobilgas	Adams/Sparks	124	Out of oil	1,600
14	19	2	Ralph Hepburn	Novi Governor	Kurtis/Novi	121	Stalled	7,025
15	13	12	Al Putnam*	L.G.S. Spring Clutch	Stevens/Offy	120	Magneto	1,250
16	1	3	Cliff Bergere*	Noc-Out Clamp	Wetteroth/Offy	82	Out of oil	1,625
17	8	45	R Duke Dinsmore	Johnston	Adams/Offy	82	Rod	1,075
18	17	5	Chet Miller*	Miller	Cooper/Offy	64	Oil line	1,000
19	16	63	R Jimmy Wilburn	Mobiloil	A.R.-Weil/Alfa Romeo	52	Block	1,000
20	26	42	R Tony Bettenhausen	Bristow-McManus	Wetteroth/Miller	47	Rod	925
21	33	59	R Danny Kladis	Grancor V8	Miller-Ford/Ford V8	46	Towed-disq.	875
22	32	54	Duke Nalon	Maserati	Maserati/Maserati	45	Universal joint	825
23	9	8	W Mauri Rose	Blue Crown Spark Plug	Lencki/Lencki	40	Accident	1,675
24	30	38	George Connor	Walsh	Kurtis/Offy	38	Piston	800
25	23	48	R Hal Robson	Phillips Miller	Bugatti/Miller	37	Rod	775
26	22	15	Louis Tomei	Boxar Tool	Stevens/Brisko	34	Oil line	750
27	21	31	Henry Banks	Automobile Shippers	Snowberger/Offy	32	Pinion shaft	725
28	20	64	Shorty Canton	H-3	Miller-Ford/Offy	28	Clutch	725
29	24	26	George Barringer	Tucker Torpedo	Miller/Miller	27	Gears	675
30	14	1	Rex Mays	Bowes Seal Fast	Stevens/Winfield	26	Manifold	1,025
31	3	32	Sam Hanks	Spike Jones	Stevens/Sampson	18	Oil line	675
32	4	47	R Hal Cole	Don Lee	Alfa Romeo/Alfa Romeo	16	Fuel leak	600
33	2	10	Paul Russo	Fageol Twin Coach	Fageol/Twin Offys	16	Accident	650
Total Purse							\$115,679	



GEORGE ROBSON
B-2/24/1909
D-9/2/1946

Time of Race: 4:21:16.70 **Average Speed:** 114.820 mph

Margin of Victory: 44.04 sec.

Pole: #3 Cliff Bergere (126.471, 4:44.65)

Fastest Qualifier: #2 Ralph Hepburn (133.944, 4:28.77)

Fastest Race Lap: N/A

Winning Car Owner: Thorne Engineering Corp.

Winning Chief Mechanic: Eddie Offut

Winning Tire: Firestone

Legend: R=Indianapolis 500 Mile Race Rookie; W=Indianapolis 500 Mile Race Former Winner; *=Had Relief Help

Lap Leaders: Rose 1-8, Mays 9-11, Hepburn 12-55, G. Robson 56-68, Bergere 69-70, G. Robson 71-87, Jackson 88-92, G. Robson 93-200.


Lap Leader Summary: G. Robson 3 times for 138 laps, Hepburn 1-44, Rose 1-8, Jackson 1-5, Mays 1-3, Bergere 1-2.

Lead Changes: 7 among 6 drivers

Official Box Score 31st Indianapolis 500 Mile Race at the Indianapolis Motor Speedway

• Friday, May 30, 1947 •

Car							Total Prize Money	
FP	SP	No.	Driver	Car Name	Chassis/Engine	Laps	Status	
1	3	27	W Mauri Rose	Blue Crown Spark Plug	Deidt/Offy	200	116.338	\$35,125
2	8	16	R Bill Holland	Blue Crown Spark Plug	Deidt/Offy	200	116.097	31,300
3	1	1	Ted Horn	Bennett Brothers	Maserati/Maserati	200	114.997	10,115
4	4	54	Herb Ardinger*	Novi Governor Mobil	Kurtis/Novi	200	113.404	6,825
5	10	7	Jimmy Jackson	Jim Hussey	Kurtis/Duray	200	112.834	5,675
6	20	9	Rex Mays	Bowes Seal Fast	Kurtis/Winfield	200	111.056	4,000
7	14	33	R Walt Brown	Permafuse	Alfa Romeo/Alfa Romeo	200	101.744	3,700
8	28	34	Cy Marshall	Tattersfield	A.R.-Weil/Alfa Romeo	197	Running	2,850
9	23	41	R Fred Agabashian	Ross Page	Kurtis/Duray	191	Running	2,905
10	27	10	Duke Dinsmore*	Schoof	Wetteroth/Offy	167	Running	2,310
11	7	58	R Les Anderson	Kennedy Tank	Maserati/Offy	131	Running	2,480
12	17	59	R Pete Romcevich	Camco Motors Ford	Miller-Ford/Ford V8	167	Oil line	2,360
13	30	7	Emil Andres*	Preston Tucker Partners	Lencki/Lencki	149	Oil line	1,740
14	15	31	Frank Wearne*	Superior Industries	Miller/Offy	128	Spun out	2,020
15	9	47	Ken Fowler	Don Lee Alfa Romeo	Alfa Romeo/Alfa Romeo	119	Axle	2,050
16	18	46	Duke Nalon	Don Lee Mercedes	Mercedes/Mercedes	119	Piston	1,945
17	12	28	Roland Free	Bristow-McManus	Wetteroth/Miller	86	Rod	1,450
18	25	29	Tony Bettenhausen	Belanger	Stevens/Offy	79	Gear train	1,130
19	6	25	Russ Snowberger	Federal Engineering	Maserati/Maserati	73	Oil pump	1,500
20	16	52	Hal Robson	Palmer	Adams/Offy	67	Universal joint	1,595
21	2	18	Cliff Bergere	Novi Governor Mobil	Kurtis/Novi	63	Piston	3,815
22	22	8	Joie Chitwood	Peters	Wetteroth/Offy	50	Gears	1,135
23	5	24	Shorty Cantlon	Automobile Shippers	Snowberger/Miller	40	Accident	1,505
24	26	43	Henry Banks	Federal Engineering	Miller-Ford/Offy	36	Lost oil	1,250
25	19	66	Al Miller	Preston Tucker	Miller/Miller	33	Magneto	1,370
26	13	14	George Connor	Walsh	Kurtis/Offy	32	Fuel leak	1,465
27	29	38	Mel Hansen	Flavell-Duffy	Adams/Sparks	31	Pushed-DQ	860
28	21	15	Paul Russo	Wolfe Motors, Tulsa	Shaw/Offy	25	Accident	1,080
29	24	44	R Charlie Van Acker	Preston Tucker Partners	Stevens/Lencki	24	Accident	800
30	11	53	R Milt Fankhouser	Jack Maurer's Club Southern	Stevens/Offy	15	Stalled	1,070
							Total Purse	\$137,425



MAURI ROSE
B-5/26/1906
D-1/1/1981

Time of Race: 4:17:52.17 **Average Speed:** 116.338 mph

Margin of Victory: 32.12 sec.

Pole: #1 Ted Horn (126.564, 4:44.44)

Fastest Qualifier: #16 Bill Holland (128.755, 4:39.60)

Fastest Race Lap: N/A **Winning Car Owner:** Lou Moore

Winning Chief Mechanic: Lou Moore

Winning Tire: Firestone

Legend: R=Indianapolis 500 Mile Race Rookie; W=Indianapolis 500 Mile Race Former Winner; *=Had Relief Help

Lap Leaders: Bergere 1-23, Holland 24-59, Rose 60-85, Holland 86-192, Rose 193-200.


Lap Leader Summary: Holland 2 times for 143 laps, Rose 2-34, Bergere 1-23.

Lead Changes: 4 among 3 drivers.

Official Box Score 32nd Indianapolis 500 Mile Race at the Indianapolis Motor Speedway

• *Monday, May 31, 1948* •

Car		Driver	Car Name	Chassis/Engine	Laps	Status	Total Prize Money	
FP	SP No.						Money	
1	3	3	W Mauri Rose	Blue Crown Spark Plug	Deidt/Offy	200	119.814	\$42,800
2	2	2	Bill Holland	Blue Crown Spark Plug	Deidt/Offy	200	119.147	19,100
3	11	54	Duke Nalon	Novi Grooved Piston	Kurtis/Novi	200	118.034	15,675
4	5	1	Ted Horn	Bennett Brothers	Maserati/Maserati	200	117.844	16,175
5	21	35	R Mack Hellings	Don Lee	KK2000/Offy	200	113.361	7,675
6	14	63	Hal Cole	City of Tacoma	KK2000/Offy	200	111.587	5,425
7	28	91	R Lee Wallard	Iddings	Meyer/Offy	200	109.177	5,040
8	27	33	R Johnny Mauro*	Phil Kraft Alfa Romeo	Alfa Romeo/Alfa Romeo	198	Running	4,115
9	23	7	Tommy Hinnershitz	Kurtis-Kraft	Kurtis/Offy	198	Running	4,270
10	4	61	Jimmy Jackson	Howard Keck	Deidt/Offy	193	Left spindle	4,120
11	12	4	Charlie Van Acker	City of South Bend	Stevens/Offy	192	Running	3,120
12	20	19	Billy DeVore	Pat Clancy (6 Wheels)	Kurtis/Offy	190	Running	2,930
13	8	98	R Johnny Mantz	Agajanian	KK2000/Offy	185	Running	2,230
14	22	6	Tony Bettenhausen	Belanger Motors	Stevens/Offy	167	Clutch	2,560
15	18	64	Hal Robson	Palmer Construction	Adams/Offy	164	Valve	1,990
16	7	36	R Bill Cantrell	Fageol Twin Coach	Stevens/Fageol	161	Steering	1,870
17	10	55	Joie Chitwood*	Nyquist	Shaw/Offy	138	Fuel leak	2,375
18	24	53	Bill Sheffler	Jack Maurer	Bromme/Offy	132	Spark plugs	1,830
19	1	5	Rex Mays	Bowes Seal Fast	Kurtis/Winfield	129	Fuel leak	5,775
20	19	31	Chet Miller*	Don Lee Mercedes	Mercedes/Mercedes	108	Oil trouble	2,120
21	13	52	R Jack McGrath	Sheffler Offy	Bromme/Offy	70	Stalled	1,865
22	29	16	R Duane Carter	Belanger Motors	Wetteroth/Offy	59	Accident	1,960
23	32	26	Fred Agabashian	Ross Page	Kurtis/Duray	58	Oil line	1,580
24	9	34	Les Anderson	Kennedy Tank	Kurtis/Offy	58	Gears	1,550
25	33	17	Mel Hansen	Kenafar Gear Works	Adams/Sparks	42	Disqualified	1,420
26	15	76	Sam Hanks	Flavell	Adams/Sparks	34	Clutch	1,490
27	30	51	R Spider Webb	Fowle Brothers	Bromme/Offy	27	Oil line	1,685
28	17	9	George Connor	Bennett Brothers	Stevens/Miller	24	Drive shaft	1,330
29	6	74	Doc Williams	Clarke Motors	Cooper/Offy	19	Ignition	1,300
30	31	86	R Mike Salay	Terman Marine Supply	Wetteroth/Offy	13	Stalled	1,470
31	16	8	Emil Andres	Tuffy's Offy	KK2000/Offy	11	Steering	1,340
32	25	25	Paul Russo	Federal Engineering	Maserati/Maserati	7	Oil leak	1,310
33	26	65	Harry McQuinn	Frank Lynch Motors	Maserati/Maserati	1	Supercharger	1,180
							Total Purse	\$170,675



MAURI ROSE
B-5/26/1906
D-1/1/1981

Time of Race: 4:10:23.33 **Average Speed:** 119.814 mph

Margin of Victory: 1:24.07

Pole: #5 Rex Mays (130.577, 4:35.70)

Fastest Qualifier: #54 Duke Nalon (131.603, 4:33.55)

Fastest Race Lap: N/A **Winning Car Owner:** Lou Moore

Winning Chief Mechanic: Roscoe Ford

Winning Tire: Firestone

Legend: R=Indianapolis 500 Mile Race Rookie; W=Indianapolis 500 Mile Race Former Winner; *=Had Relief Help

Lap Leaders: Mays 1-17, Horn 18-72, Mays 73-91, Nalon 92-100, Rose 101-123, Horn 124-142, Rose 143-200.

Lap Leader Summary: Rose 2 times for 81 laps, Horn 2-74, Mays 2-36, Nalon 1-9.

Lead Changes: 6 among 4 drivers.

Official Box Score 33rd Indianapolis 500 Mile Race at the Indianapolis Motor Speedway

● *Monday, May 30, 1949* ●

Car							Total Prize Money	
FP	SP No.	Driver	Car Name	Chassis/Engine	Laps	Status		
1	4	7	Bill Holland	Blue Crown Spark Plug	Deidt/Offy	200	121.327	\$51,575
2	12	12	R Johnnie Parsons	Kurtis-Kraft	Kurtis/Offy	200	119.785	18,250
3	6	22	George Connor	Blue Crown Spark Plug	Lesovsky/Offy	200	119.595	11,675
4	13	2	R Myron Fohr	Marchese	Marchese/Offy	200	118.791	8,575
5	16	77	Joie Chitwood	Wolfe	KK2000/Offy	200	118.757	6,950
6	7	61	Jimmy Jackson	Howard Keck	Deidt/Offy	200	117.870	5,625
7	9	98	Johnny Mantz	Agajanian	KK2000/Offy	200	117.142	4,690
8	19	19	Paul Russo	Tuffy's Offy	Silnes/Offy	200	111.862	4,940
9	32	9	Emil Andres*	Tuffy's Offy	Silnes/Offy	197	Running	4,420
10	24	71	R Norm Houser	Troy Oil Co.	Langley/Offy	181	Running	4,075
11	21	68	R Jim Rathmann	Pioneer Auto Repair	Wetteroth/Offy	175	Running	3,195
12	18	64	R Troy Ruttman	Carter	Wetteroth/Offy	151	Running	3,150
13	10	3	W Mauri Rose	Blue Crown Spark Plug	Deidt/Offy	192	Magneto strap	2,605
14	5	17	Duane Carter	Belanger Motors	Stevens/Offy	182	Steering	2,610
15	15	29	Duke Dinsmore	Norm Olson	Olson/Offy	174	Radius rod	2,565
16	14	8	Mack Hellings	Don Lee	KK2000/Offy	172	Valves	2,570
17	22	4	Bill Sheffler	Sheffler	Bromme/Offy	160	Rod	2,175
18	28	32	R Johnny McDowell	Iddings	Meyer/Offy	142	Magneto	2,005
19	11	14	Hal Cole	Gancor	KK2000/Offy	117	Rod bearing	1,975
20	25	38	R George Fonder*	Ray Brady	Adams/Sparks	116	Valve	1,945
21	30	74	Bill Cantrell	Kennedy Tank	Kurtis/Offy	95	Drive shaft	2,315
22	17	57	R Jackie Holmes	Pat Clancy (6 Wheels)	Kurtis/Offy	65	Drive shaft	2,410
23	20	6	Lee Wallard	IRC Maserati	Maserati/Maserati	55	Gears	4,405
24	29	69	R Bayliss Levrett	Wynn's Oil	KK2000/Offy	52	Drain plug	2,375
25	2	5	Rex Mays	Novi Mobil	Kurtis/Novi	48	Engine	3,470
26	3	33	Jack McGrath	City of Tacoma	KK2000/Offy	39	Oil pump	2,115
27	31	15	Fred Agabashian	IRC Maserati	Maserati/Maserati	38	Overheating	2,035
28	33	52	R Manuel Ayulo	Sheffler	Bromme/Offy	24	Rod	1,805
29	1	54	Duke Nalon	Novi Mobil	Kurtis/Novi	23	Accident	5,650
30	23	18	Sam Hanks	Love Machine & Tool	KK2000/Offy	20	Oil leak	1,645
31	27	10	Charlie Van Acker	Redmer	Stevens/Offy	10	Accident	1,615
32	8	26	R George Lynch	Automobile Shippers	Rassey/Offy	1	Accident	1,585
33	26	37	Spider Webb	Grancor	Bromme/Offy	0	DNS-Transmission	1,555
							Total Purse	\$178,550



BILL HOLLAND
B-12/13/1907
D-5/20/1984

Time of Race: 4:07:15.97 **Average Speed:** 121.327 mph

Margin of Victory: 3:11.00

Pole: #54 Duke Nalon (132.939, 4:30.80) **Fastest Race Lap:** N/A

Winning Car Owner: Lou Moore **Winning Chief Mechanic:** Charles Marant

Winning Tire: Firestone

Legend: R=Indianapolis 500 Mile Race Rookie; W=Indianapolis 500 Mile Race Former Winner; *=Had Relief Help

Lap Leaders: Nalon 1-23, Mays 24-35, Wallard 36-54, Holland 55-200.


Lap Leader Summary: Holland 1 time for 146 laps, Nalon 1-23, Wallard 1-19, Mays 1-12.

Lead Changes: 3 among 4 drivers.

Official Box Score 34th Indianapolis 500 Mile Race at the Indianapolis Motor Speedway

• Tuesday, May 30, 1950 •

Car							Total Prize Money	
FP	SP	No.	Driver	Car Name	Chassis/Engine	Laps	Status	Money
1	5	1	Johnnie Parsons	Wynn's Friction Proofing	Kurtis/Offy	138	124.022	\$57,459
2	10	3	W Bill Holland	Blue Crown Spark Plug	Deidt/Offy	137	Running	21,899
3	3	31	W Mauri Rose	Howard Keck	Deidt/Offy	137	Running	15,269
4	12	54	R Cecil Green	John Zink	KK3000/Offy	137	Running	10,964
5	9	17	Joie Chitwood*	Wolfe	KK2000/Offy	136	Running	8,789
6	23	8	Lee Wallard	Blue Crown Spark Plug	Moore/Offy	136	Running	6,864
7	1	98	R Walt Faulkner	Grant Piston Ring	KK2000/Offy	135	Running	7,664
8	4	5	George Connor	Blue Crown Spark Plug	Lesovsky/Offy	135	Running	5,039
9	19	7	Paul Russo	Russo-Nichels	Nichels/Offy	135	Running	4,989
10	11	59	R Pat Flaherty	Granatelli-Sabourin	KK3000/Offy	135	Running	4,639
11	16	2	Myron Fohr	Bardahl	Marchese/Offy	133	Running	3,734
12	13	18	Duane Carter	Belanger Motors	Stevens/Offy	133	Running	3,464
13	26	15	Mack Hellings	Tuffy's Offy	Silnes/Offy	132	Running	2,979
14	6	49	Jack McGrath	Hinkle	KK3000/Offy	131	Accident	2,799
15	24	55	Troy Ruttman	Bowes Seal Fast	Lesovsky/Offy	130	Running	2,979
16	31	75	R Gene Hartley	Troy Oil	Langley/Offy	128	Running	2,509
17	27	22	R Jimmy Davies	Pat Clancy	Ewing/Offy	128	Running	2,339
18	33	62	Johnny McDowell	Pete Wales	KK2000/Offy	128	Running	2,769
19	20	4	Walt Brown	Tuffy's Offy	Silnes/Offy	127	Running	2,339
20	14	21	Spider Webb	Fadely-Anderson	Maserati/Offy	126	Running	2,509
21	15	81	R Jerry Hoyt	Morris	KK2000/Offy	125	Running	2,379
22	29	27	R Walt Ader	Sampson	Rae/Offy	123	Running	2,149
23	30	77	Jackie Holmes	Norm Olson	Olson/Offy	123	Accident	2,119
24	28	76	Jim Rathmann	Pioneer Auto Repair	Wetteroth/Offy	122	Running	2,089
25	21	12	Henry Banks*	I.R.C.	Maserati/Offy	112	Oil line	2,059
26	22	67	R Bill Schindler	Automobile Shippers	Rassey/Offy	111	Universal joint	2,604
27	17	24	Bayliss Levrett*	Palmer	Adams/Offy	108	Oil pressure	2,424
28	2	28	Fred Agabashian	Wynn's Friction Proofing	KK3000/Offy	64	Oil line	2,444
29	32	61	Jimmy Jackson	Cummins Diesel	Kurtis/Cummins	52	Supercharger	1,939
30	25	23	Sam Hanks	Merz Engineering	KK2000/Offy	42	Oil pressure	2,134
31	8	14	Tony Bettenhausen	Blue Crown Spark Plug	Deidt/Offy	30	Wheel	1,879
32	18	45	R Dick Rathmann	City of Glendale	Watson/Offy	25	Stalled	2,149
33	7	69	Duke Dinsmore	Brown Motor Co.	KK2000/Offy	10	Oil leak	1,844
Total Purse								\$200,207



JOHNNIE PARSONS
B-7/4/1918
D-9/8/1984

Time of Race: 2:46:55.97 **Average Speed:** 124.022 mph

Margin of Victory: Under Caution

Pole: #98 Walt Faulkner (134.343, 4:27.97) **Fastest Race Lap:** N/A

Winning Car Owner: Kurtis-Kraft, Inc.

Winning Chief Mechanic: Harry Stephens

Winning Tire: Firestone

Legend: R=Indianapolis 500 Mile Race Rookie; W=Indianapolis 500 Mile Race

Former Winner; *=Had Relief Help

Race Notes: Race stopped on Lap 138 due to rain.

Lap Leaders: Rose 1-9, Parsons 10-32, Rose 33, Parsons 34-104, Rose 105-109, Holland 110-117, Parsons 118-138.


Lap Leader Summary: Parsons 3 times for 115 laps, Rose 3-15, Holland 1-8.

Lead Changes: 6 among 3 drivers.

Official Box Score 35th Indianapolis 500 Mile Race at the Indianapolis Motor Speedway

• *Wednesday, May 30, 1951* •

Car							Total Prize Money	
FP	SP	No.	Driver	Car Name	Chassis/Engine	Laps	Status	
1	2	99	Lee Wallard	Belanger Motors	Kurtis/Offy	200	126.244	\$63,612
2	7	83	R Mike Nazaruk	Jim Robbins	Kurtis/Offy	200	125.302	21,362
3	3	9	Jack McGrath*	Hinkle	KK3000/Offy	200	124.745	14,962
4	31	57	R Andy Linden	Leitenberger	Silnes-Sherman/Offy	200	123.812	10,012
5	29	52	R Bobby Ball	Blakely Oil	Schroeder/Offy	200	123.709	8,612
6	17	1	Henry Banks	Blue Crown Spark Plug	Moore/Offy	200	123.304	6,962
7	24	68	R Carl Forberg	Automobile Shippers	KK3000/Offy	193	Running	5,862
8	4	27	Duane Carter	Mobilgas	Deidt/Offy	180	Running	5,162
9	9	5	Tony Bettenhausen	Mobiloil	Deidt/Offy	178	Spun	4,662
10	1	18	Duke Nalon	Novi Purlube	Kurtis/Novi	151	Stalled	5,062
11	22	69	R Gene Force	Brown Motor Co.	KK2000/Offy	142	Vibration	3,182
12	12	25	Sam Hanks	Schmidt	KK3000/Offy	135	Rod	3,412
13	16	10	Bill Schindler	Chapman	KK2000/Offy	129	Rod	3,142
14	5	16	W Mauri Rose	Pennzoil	Deidt/Offy	126	Accident	3,022
15	14	2	Walt Faulkner	Agajanian Grant Piston Ring	Kuzma/Offy	123	Crankshaft	4,552
16	27	76	Jimmy Davies	Parks	Silnes-Pawl/Offy	110	Drive gears	5,482
17	11	59	Fred Agabashian	Granatelli-Bardahl	KK3000/Offy	109	Clutch	2,862
18	15	73	R Carl Scarborough	McNamara	KK2000/Offy	100	Axle	2,642
19	33	71	R Bill Mackey	Karl Hall	Stevens/Offy	97	Clutch shaft	2,212
20	19	8	R Chuck Stevenson	Bardahl	Marchese/Offy	93	Caught fire	2,182
21	8	3	W Johnnie Parsons	Wynn's Friction Proofing	KK3000/Offy	87	Magneto	2,252
22	10	4	Cecil Green	John Zink	KK3000/Offy	80	Piston	2,622
23	6	98	Troy Ruttman	Agajanian Featherweight	KK2000/Offy	78	Crankshaft	2,092
24	32	6	Duke Dinsmore	Brown Motors Co.	Schroeder/Offy	73	Overheating	2,162
25	28	32	Chet Miller	Novi Purlube	Kurtis/Novi	56	Ignition	2,532
26	13	44	Walt Brown	Federal Engineering	KK3000/Offy	55	Magneto	2,302
27	25	48	R Rodger Ward	Deck Manufacturing Co.	Bromme/Offy	34	Oil line	2,472
28	18	23	R Cliff Griffith	Morris	KK2000/Offy	30	Rear axle	2,042
29	20	81	R Bill Vukovich	Central Excavating	Trevis/Offy	29	Oil tank	1,912
30	21	22	George Connor	Blue Crown Spark Plug	Lesovsky/Offy	29	Drive shaft	1,882
31	23	19	Mack Hellings	Tuffanelli-Derrico	Deidt/Offy	18	Piston	1,852
32	26	12	Johnny McDowell	W & J	Maserati/Offy	15	Fuel tank	2,222
33	30	26	R Joe James	Bob Estes Lincoln-Mercury	Watson/Offy	8	Drive shaft	2,092
							Total Purse	\$207,396



Time of Race: 3:57:38.05 **Average Speed:** 126.244 mph

Margin of Victory: 1:47.26

Pole: #18 Duke Nalon (136.498, 4:23.74)

Fastest Qualifier: #2 Walt Faulkner (136.872, 4:23.02)

Fastest Race Lap: #99 Lee Wallard (Race Lap 23, 133.809 mph, 1:07.26 sec.)

Winning Car Owner: Murrell Belanger **Winning Chief Mechanic:** George Salih

Winning Tire: Firestone

Legend: R=Indianapolis 500 Mile Race Rookie; W=Indianapolis 500 Mile Race Former Winner; *=Had Relief Help

Lap Leaders: Wallard 1-2, McGrath 3-4, Wallard 5-6, McGrath 7-15, Wallard 16-26, Green 27, Wallard 28-51, Davies 52-76, Green 77-80, Wallard 81-200.

Lap Leader Summary: Wallard 5 times for 159 laps, Davies 1-25, McGrath 2-11, Green 2-5.

Lead Changes: 9 among 4 drivers.

Official Box Score 36th Indianapolis 500 Mile Race at the Indianapolis Motor Speedway

• Friday, May 30, 1952 •

Car						Total Prize Money		
FP	SP	No.	Driver	Car Name	Chassis/Engine	Laps	Status	
1	7	98	Troy Ruttman	Agajanian	Kuzma/Offy	200	128.922	\$61,743
2	10	59	Jim Rathmann	Grancor-Wynn's Oil	KK3000/Offy	200	126.723	24,368
3	5	18	Sam Hanks	Bardahl	KK3000/Offy	200	125.580	14,768
4	6	1	Duane Carter	Belanger Motors	Lesovsky/Offy	200	125.259	11,818
5	20	33	R Art Cross	Bowes Seal Fast	KK4000/Offy	200	124.292	9,718
6	21	77	R Jimmy Bryan	Schmidt	KK3000/Offy	200	123.914	7,468
7	23	37	R Jimmy Reece	John Zink	KK4000/Offy	200	123.312	6,368
8	14	54	George Connor	Federal Engineering	KK3000/Offy	200	122.595	6,118
9	9	22	Cliff Griffith	Tom Sarafoff	KK2000/Offy	200	122.402	5,768
10	31	5	W Johnnie Parsons	Jim Robbins	Kurtis/Offy	200	121.789	5,518
11	3	4	Jack McGrath	Hinkle	KK3000/Offy	200	121.428	4,263
12	26	29	R Jim Rigsby	Bob Estes	Watson/Offy	200	120.587	3,193
13	16	14	Joe James	Bardahl	KK4000/Offy	200	120.108	2,923
14	15	7	Bill Schindler	Chapman	Stevens/Offy	200	119.280	2,903
15	13	65	George Fonder	Leitenberger	Silnes-Sherman/Offy	197	Running	2,683
16	24	81	R Eddie Johnson	Central Excavating	Trevis/Offy	193	Running	2,663
17	8	26	Bill Vukovich	Fuel Injection	KK500A/Offy	191	Steering	18,693
18	11	16	Chuck Stevenson	Springfield Welding/Clay Smith	KK4000/Offy	187	Running	2,623
19	12	2	Henry Banks	Blue Crown Spark Plug	Lesovsky/Offy	184	Running	2,693
20	28	8	Manuel Ayulo	Coast Grain Co.	Lesovsky/Offy	184	Running	2,763
21	33	31	Johnny McDowell	McDowell	Kurtis/Offy	182	Running	2,333
22	29	48	Spider Webb	Granatelli Racing Enterprises	Bromme/Offy	162	Oil line	2,603
23	22	34	Rodger Ward	Federal Engineering	KK4000/Offy	130	Oil leak	2,273
24	30	27	Tony Bettenhausen	Blue Crown Spark Plug	Deidt/Offy	93	Stalled	2,443
25	4	36	Duke Nalon	Novi Pure Oil	Kurtis/Novi	84	Supercharger	2,413
26	32	73	R Bob Sweikert	McNamara	KK2000/Offy	77	Differential	2,183
27	1	28	Fred Agabashian	Cummins Diesel	Kurtis/Cummins	71	Supercharger	2,653
28	18	67	Gene Hartley	Mel-Rae	KK4000/Offy	65	Wheels	2,123
29	25	93	R Bob Scott	Morris	KK2000/Offy	49	Drive shaft	2,093
30	27	21	Chet Miller	Novi Pure Oil	Kurtis/Novi	41	Supercharger	3,663
31	19	12	R Alberto Ascari	Ferrari	Ferrari/Ferrari	40	Spun out	1,983
32	17	55	Bobby Ball	Ansted Rotary	Stevens/Offy	34	Gear case	2,003
33	2	9	Andy Linden	Miracle Power	KK4000/Offy	20	Sump pump	2,273
							Total Purse	\$230,094



TROY RUTTMAN
B-3/11/1930
D-5/19/1997

Time of Race: 3:52:41.88 **Average Speed:** 128.922 mph

Margin of Victory: 4:02.36

Pole: #28 Fred Agabashian (138.010, 4:20.85)

Fastest Qualifier: #21 Chet Miller (139.034, 4:18.93)

Fastest Race Lap: #26 Bill Vukovich (Race Lap 8, 135.135 mph, 1:06.60 sec.)

Winning Car Owner: J. C. Agajanian **Winning Chief Mechanic:** Clay Smith

Winning Tire: Firestone

Rookie of the Year: Art Cross

Legend: R=Indianapolis 500 Mile Race Rookie; W=Indianapolis 500 Mile Race Former Winner

Lap Leaders: McGrath 1-6, Vukovich 7-11, Ruttman 12, Vukovich 13-61, Ruttman 62-82, Vukovich 83-134, Ruttman 135-147, Vukovich 148-191, Ruttman 192-200.

Lap Leader Summary: Vukovich 4 times for 150 laps, Ruttman 4-44, McGrath 1-6.


Lead Changes: 8 among 3 drivers.

Official Box Score 37th Indianapolis 500 Mile Race at the Indianapolis Motor Speedway

• *Saturday, May 30, 1953* •

Car							Total Prize Money	
FP	SP	No.	Driver	Car Name	Chassis/Engine	Laps	Status	
1	1	14	Bill Vukovich	Fuel Injection	KK500A/Offy	200	127.740	\$89,497
2	12	16	Art Cross	Springfield Welding/ Clay Smith	KK4000/Offy	200	126.827	27,297
3	9	3	Sam Hanks*	Bardahl	KK4000/Offy	200	126.465	16,422
4	2	59	Fred Agabashian*	Grancor-Elgin Piston Pin	KK500B/Offy	200	126.219	12,947
5	3	5	Jack McGrath	Hinkle	KK4000/Offy	200	124.556	10,622
6	21	48	R Jimmy Daywalt	Sumar	KK3000/Offy	200	124.379	8,197
7	25	2	Jim Rathmann*	Travelon Trailer	KK500B/Offy	200	124.072	6,847
8	20	12	R Ernie McCoy	Chapman	Stevens/Offy	200	123.404	5,947
9	6	98	Tony Bettenhausen*	Agajanian	Kuzma/Offy	196	Accident	5,647
10	32	53	Jimmy Davies	Pat Clancy	KK500B/Offy	193	Running	5,547
11	26	9	Duke Nalon	Novi Governor	Kurtis/Novi	191	Spun out	3,317
12	19	73	Carl Scarborough*	McNamara	KK2000/Offy	190	Running	3,147
13	4	88	Manuel Ayulo	Schmidt	Kuzma/Offy	184	Rod	3,177
14	31	8	Jimmy Bryan	Blakely Oil	Schroeder/Offy	183	Running	3,057
15	28	49	W Bill Holland*	Crawford	KK500B/Offy	177	Cam gear	3,237
16	10	92	Rodger Ward*	M.A. Walker Electric	Kurtis/Offy	177	Stalled	2,917
17	14	23	Walt Faulkner*	Automobile Shippers	KK500A/Offy	176	Running	2,497
18	22	22	R Marshall Teague	Hart Fullerton	KK4000/Offy	169	Oil leak	2,377
19	18	62	Spider Webb*	Lubri-Loy	KK3000/Offy	166	Oil leak	2,347
20	29	51	Bob Sweikert	Dean Van Lines	Kuzma/Offy	151	Radius rod	2,717
21	23	83	Mike Nazaruk	Kalamazoo	Turner/Offy	146	Stalled	2,287
22	24	77	Pat Flaherty	Schmidt	KK3000/Offy	115	Accident	2,257
23	7	55	Jerry Hoyt*	John Zink	KK4000/Offy	107	Overheating	2,227
24	27	4	Duane Carter	Miracle Power	Lesovsky/Offy	94	Ignition	2,197
25	17	7	Paul Russo	Federal Engineering	KK3000/Offy	89	Magneto	2,167
26	8	21	W Johnnie Parsons	Belond Equa-Flow	KK500B/Offy	86	Crankshaft	2,637
27	15	38	R Don Freeland	Bob Estes	Watson/Offy	76	Accident	2,107
28	13	41	Gene Hartley	Federal Engineering	KK4000/Offy	53	Accident	2,077
29	16	97	Chuck Stevenson	Agajanian	Kuzma/Offy	42	Fuel leak	2,047
30	30	99	R Cal Niday	Miracle Power	Kurtis/Offy	30	Magneto	2,317
31	11	29	Bob Scott	Belond Equa-Flow	Bromme/Offy	14	Oil leak	2,187
32	33	56	R Johnny Thomson	Dr. Sabourin	Del Roy-Allen/Offy	6	Ignition	1,907
33	5	32	Andy Linden	Cop-Sil-Loy	Stevens/Offy	3	Accident	2,127

Total Purse \$246,301



BILL VUKOVICH
B-12/13/1918
D-5/30/1955

Time of Race: 3:53:01.69 **Average Speed:** 127.740 mph
Margin of Victory: 3:30.87 **Pole:** #14 Bill Vukovich (138.392, 4:20.13)
Fastest Race Lap: #14 Bill Vukovich (Race Lap 27, 135.870 mph, 1:06.24 sec.)
Winning Car Owner: Howard Keck Co.
Winning Chief Mechanic: Frank Coon/Jim Travers
Winning Tire: Firestone **Rookie of the Year:** Jimmy Daywalt
Legend: R=Indianapolis 500 Mile Race Rookie; W=Indianapolis 500 Mile Race Former Winner; *=Had Relief Help

Lap Leaders: Vukovich 1-48, Agabashian 49, J. Rathmann 50, Hanks 51-53, Vukovich 54-200.

Lap Leader Summary: Vukovich 2 times for 195 laps, Hanks 1-3, Agabashian 1-1, J. Rathmann 1-1.

Lead Changes: 4 among 4 drivers.

Official Box Score 38th Indianapolis 500 Mile Race at the Indianapolis Motor Speedway

● *Monday, May 31, 1954* ●

FP	SP	Car No.	Driver	Car Name	Chassis/Engine	Laps	Status	Total Prize Money
1	19	14	W Bill Vukovich	Fuel Injection	KK500A/Offy	200	130.840	\$74,935
2	3	9	Jimmy Bryan	Dean Van Lines	Kuzma/Offy	200	130.178	35,885
3	1	2	Jack McGrath	Hinkle	KK500C/Offy	200	130.086	27,410
4	11	34	W Troy Ruttman*	Automobile Shippers	KK500A/Offy	200	129.218	12,710
5	14	73	Mike Nazaruk	McNamara	KK500C/Offy	200	128.923	10,935
6	24	77	Fred Agabashian	Merz Engineering	KK500C/Offy	200	128.711	8,035
7	6	7	Don Freeland	Bob Estes	Phillips/Offy	200	128.474	6,885
8	32	5	Paul Russo*	Ansted Rotary	KK500A/Offy	200	128.037	6,260
9	25	28	R Larry Crockett	Federal Engineering	KK3000/Offy	200	126.899	6,985
10	13	24	Cal Niday	Jim Robbins	Stevens/Offy	200	126.895	6,310
11	27	45	Art Cross*	Bardahl	KK4000/Offy	200	126.232	5,255
12	5	98	Chuck Stevenson*	Agajanian	Kuzma/Offy	199	Running	3,710
13	22	88	Manuel Ayulo	Schmidt	KK500C/Offy	197	Running	3,465
14	9	17	Bob Sweikert	Lutes	KK4000/Offy	197	Running	3,345
15	8	16	Duane Carter*	Automobile Shippers	KK4000/Offy	196	Running	3,225
16	20	32	Ernie McCoy	Crawford	KK500B/Offy	194	Running	3,105
17	7	25	Jimmy Reece	Malloy	Pankraz/Offy	194	Running	2,985
18	31	27	R Ed Elisian*	Chapman	Stevens/Offy	193	Running	2,865
19	33	71	R Frank Armi*	Martin Brothers	Silnes/Offy	193	Running	2,835
20	10	1	Sam Hanks*	Bardahl	KK4000/Offy	191	Spun out	2,955
21	12	35	R Pat O'Connor	Hopkins	KK500C/Offy	181	Spun out	3,275
22	16	12	Rodger Ward*	Dr. Sabourin	Allen/Offy	172	Stalled	2,945
23	17	31	Gene Hartley*	John Zink	KK4000/Offy	168	Clutch	2,815
24	4	43	Johnny Thomson*	Chapman	Nichels/Offy	165	Stalled	2,885
25	23	74	Andy Linden*	Brown Motor Co.	Schroeder/Offy	165	Torsion bar	3,655
26	30	99	Jerry Hoyt	Belanger Motors	Kurtis/Offy	130	Engine	2,625
27	2	19	Jimmy Daywalt	Sumar	KK500C/Offy	111	Accident	4,445
28	28	38	Jim Rathmann*	Bardahl	KK500C/Offy	110	Accident	2,765
29	21	10	Tony Bettenhausen	Mel Wiggers	KK500C/Offy	105	Bearing	2,535
30	29	65	Spider Webb*	Advance Muffler	Bromme/Offy	104	Fuel pump	2,605
31	26	33	R Len Duncan*	Brady	Schroeder/Offy	101	Brake cylinder	2,875
32	15	15	W Johnnie Parsons	Belond Equa-Flow Exhaust	KK500C/Offy	79	Engine	2,745
33	18	51	R Bill Homeier	Jones & Maley	KK500C/Offy	74	Pit accident	2,415
Total Purse								\$268,680



BILL VUKOVICH
B-12/13/1918
D-5/30/1955

Time of Race: 3:49:17.27 **Average Speed:** 130.840 mph

Margin of Victory: 1:09.99 **Pole:** #2 Jack McGrath (141.033, 4:15.26)

Fastest Race Lap: #2 Jack McGrath (Race Lap 29, 140.537 mph, 1:04.04 sec.)

Winning Car Owner: Howard Keck Co.

Winning Chief Mechanic: Frank Coon/Jim Travers

Winning Tire: Firestone **Rookie of the Year:** Larry Crockett

Legend: R=Indianapolis 500 Mile Race Rookie; W=Indianapolis 500 Mile Race Former Winner; *=Had Relief Help

Lap Leaders: McGrath 1-44, Daywalt 45-50, Cross 51-54, Daywalt 55, Cross 56-59, Daywalt 60, Vukovich 61, Hanks 62, Bryan 63-88, McGrath 89-91, Vukovich 92-129, Bryan 130-149, Vukovich 150-200.

Lap Leader Summary: Vukovich 3 times for 90 laps, McGrath 2-47, Bryan 2-46, Daywalt 3-8, Cross 2-8, Hanks 1-1.

Lead Changes: 12 among 6 drivers.

Official Box Score 39th Indianapolis 500 Mile Race at the Indianapolis Motor Speedway

● *Monday, May 30, 1955* ●

FP	SP	Car No.	Driver	Car Name	Chassis/Engine	Laps	Status	Total Prize Money
1	14	6	Bob Sweikert	John Zink	KK500D/Offy	200	128.209	\$76,139
2	2	10	Tony Bettenhausen*	Chapman	KK500C/Offy	200	126.733	30,089
3	10	15	Jimmy Davies	Bardahl	KK500B/Offy	200	126.299	16,989
4	33	44	Johnny Thomson	Schmidt	Kuzma/Offy	200	126.241	12,889
5	7	77	Walt Faulkner*	Merz Engineering	KK500C/Offy	200	125.377	10,764
6	8	19	Andy Linden	Massaglia	KK4000/Offy	200	125.022	8,514
7	16	71	R Al Herman	Martin Brothers	Silnes/Offy	200	124.794	7,564
8	19	29	Pat O'Connor	Ansted Rotary	KK500D/Offy	200	124.644	6,414
9	17	48	Jimmy Daywalt	Sumar	Kurtis/Offy	200	124.401	6,414
10	12	89	Pat Flaherty	Dunn Engineering	KK500B/Offy	200	124.086	6,114
11	18	98	Duane Carter	Agajanian	Kuzma/Offy	197	Running	3,884
12	25	41	R Chuck Weyant	Federal Engineering	KK3000/Offy	196	Running	3,614
13	32	83	Eddie Johnson	McNamara	Trevis/Offy	196	Running	3,344
14	20	33	Jim Rathmann	Belond Miracle Power	Epperly/Offy	191	Running	3,324
15	21	12	Don Freeland	Bob Estes	Phillips/Offy	178	Transmission	4,054
16	9	22	Cal Niday	D-A Lubricant	KK500B/Offy	170	Accident	3,484
17	24	99	Art Cross	Belanger Motors	KK500D/Offy	168	Rod	6,664
18	31	81	R Shorty Templeman	Central Excavating	Trevis/Offy	142	Transmission	2,744
19	6	8	Sam Hanks	Jones & Maley	KK500C/Offy	134	Transmission	2,914
20	28	31	R Keith Andrews	McDaniel	Schroeder/Offy	120	Drop. in pit	2,684
21	27	16	W Johnnie Parsons	Trio Brass Foundry	KK500D/Offy	119	Magneto	2,654
22	13	37	R Eddie Russo	Dr. Sabourin	Allen/Offy	112	Ignition	2,724
23	23	49	R Ray Crawford	Crawford	KK500B/Offy	111	Valve	2,894
24	11	1	Jimmy Bryan	Dean Van Lines	Kuzma/Offy	90	Fuel pump	7,514
25	5	4	W Bill Vukovich	Hopkins	KK500C/Offy	56	Accident	10,884
26	3	3	Jack McGrath	Hinkle	KK500C/Offy	54	Magneto	6,354
27	22	42	R Al Keller	Sam Traylor	KK2000/Offy	54	Accident	2,874
28	30	27	Rodger Ward	Aristo Blue	Kuzma/Offy	53	Accident	2,444
29	26	39	R Johnny Boyd	Sumar	KK500C/Offy	53	Accident	2,414
30	29	68	Ed Elisian	Westwood Gauge & Tool	KK4000/Offy	53	Stopped	2,734
31	1	23	Jerry Hoyt	Jim Robbins	Stevens/Offy	40	Oil leak	2,854
32	4	14	Fred Agabashian	Federal Engineering	KK500D/Offy	39	Spun	2,724
33	15	5	Jimmy Reece	Malloy	Pankratz/Offy	10	Rod	2,294
Total Purse								\$269,962



BOB SWEIKERT
B-5/20/1926
D-6/17/1956

Time of Race: 3:53:59.43 **Average Speed:** 128.209 mph

Margin of Victory: 2:43.98

Pole: #23 Jerry Hoyt (140.045, 4:17.06)

Fastest Qualifier: #3 Jack McGrath (142.580, 4:12.49)

Fastest Race Lap: #4 Bill Vukovich (Race Lap 27, 141.354 mph, 1:03.67 sec.)

Winning Car Owner: John Zink Co. **Winning Chief Mechanic:** A.J. Watson

Winning Tire: Firestone

Rookie of the Year: Al Herman

Legend: R=Indianapolis 500 Mile Race Rookie; W=Indianapolis 500 Mile Race Former Winner; *=Had Relief Help

Lap Leaders: McGrath 1-3, Vukovich 4-14, McGrath 15, Vukovich 16-24, McGrath 25-26, Vukovich 27-56, Bryan 57, Sweikert 58, Bryan 59-88, Sweikert 89-132, Cross 133-156, Freeland 157-159, Sweikert 160-200.


Lap Leader Summary: Sweikert 3 times for 86 laps, Vukovich 3-50, Bryan 2-31, Cross 1-24, McGrath 3-6, Freeland 1-3.

Lead Changes: 12 among 6 drivers.

Official Box Score 40th Indianapolis 500 Mile Race at the Indianapolis Motor Speedway

• *Wednesday, May 30, 1956* •

FP	SP	Car No.	Driver	Car Name	Chassis/Engine	Laps	Status	Total Prize Money
1	1	8	Pat Flaherty	John Zink	Watson/Offy	200	128.490	\$93,819
2	13	4	Sam Hanks	Jones & Maley	KK500C/Offy	200	128.303	32,919
3	26	16	Don Freeland	Bob Estes	Phillips/Offy	200	127.668	20,419
4	6	98	W Johnnie Parsons	Agajanian	Kuzma/Offy	200	126.631	15,769
5	4	73	Dick Rathmann	McNamara	KK500C/Offy	200	126.133	10,744
6	10	1	W Bob Sweikert	D-A Lubricant	Kuzma/Offy	200	125.489	7,594
7	23	14	R Bob Veith	Federal Engineering	KK500E/Offy	200	125.048	7,494
8	15	19	Rodger Ward	Filter Queen	KK500C/Offy	200	124.990	6,294
9	21	26	Jimmy Reece	Massaglia Hotels	Lesovsky/Offy	200	124.938	6,044
10	30	27	Cliff Griffith	Jim Robbins	Stevens/Offy	199	Running	6,194
11	22	82	Gene Hartley	Central Excavating	KK500C/Offy	196	Running	3,714
12	7	42	Fred Agabashian	Federal Engineering	KK500C/Offy	196	Running	3,644
13	25	57	R Bob Christie	Helse	KK500D/Offy	196	Running	3,374
14	28	55	Al Keller	Sam Traylor	KK4000/Offy	195	Running	3,254
15	32	81	Eddie Johnson	Central Excavating	Kuzma/Offy	195	Running	3,434
16	29	41	R Billy Garrett	Greenman-Casale	Kuzma/Offy	194	Running	3,014
17	33	64	Duke Dinsmore	Shannon's	KK500A/Offy	191	Running	3,094
18	3	7	Pat O'Connor	Ansted Rotary	KK500D/Offy	187	Running	8,924
19	19	2	Jimmy Bryan	Dean Van Lines	Kuzma/Offy	185	Running	3,144
20	2	24	Jim Rathmann	Hopkins	KK500C/Offy	175	Rings	3,564
21	31	34	R Johnnie Tolan	Trio Brass Foundry	KK500D/Offy	173	Mechanical	3,084
22	5	99	Tony Bettenhausen	Belanger Motors	KK500D/Offy	160	Accident	2,754
23	14	10	Ed Elisian*	Hoyt Machine	KK500C/Offy	160	Brakes	2,624
24	16	48	Jimmy Daywalt	Sumar	KK500C/Offy	134	Accident	2,594
25	24	54	R Jack Turner	Travelon Trailer	KK500B/Offy	131	Mechanical	2,564
26	20	89	Keith Andrews	Dunn Engineering	KK500B/Offy	94	Transmission	2,804
27	9	5	Andy Linden	Chapman	KK500C/Offy	90	Oil leak	2,534
28	27	12	Al Herman	Bardahl	KK500C/Offy	74	Accident	2,474
29	17	49	Ray Crawford	Crawford	KK500B/Offy	49	Accident	2,444
30	12	15	Johnny Boyd	Bowes Seal Fast	KK500G/Offy	35	Oil leak	2,414
31	11	53	W Troy Ruttman	John Zink	KK500D/Offy	22	Spun out	2,384
32	18	88	Johnny Thomson	Schmidt	Kuzma/Offy	22	Spun out	2,854
33	8	29	Paul Russo	Novi Vespa	Kurtis/Novi	21	Accident	3,974
Total Purse								\$281,952



Time of Race: 3:53:28.84 **Average Speed:** 128.490 mph

Margin of Victory: 20.46 sec.

Pole: #8 Pat Flaherty (145.596, 4:07.26)

Fastest Race Lap: #29 Paul Russo (Race Lap 19, 141.416 mph, 1:02.32 sec.)

Winning Car Owner: John Zink Co. **Winning Chief Mechanic:** A.J. Watson

Winning Tire: Firestone

Rookie of the Year: Bob Veith

Legend: R=Indianapolis 500 Mile Race Rookie; W=Indianapolis 500 Mile Race

Former Winner; *=Had Relief Help

Lap Leaders: J. Rathmann 1-3, O'Connor 4-10, P. Russo 11-21, O'Connor 22-40, Flaherty 41, O'Connor 42-44, Flaherty 45, O'Connor 46-55, Parsons 56-71, Freeland 72-75, Flaherty 76-200.


Lap Leader Summary: Flaherty 3 times for 127 laps, O'Connor 4-39, Parsons 1-16, P. Russo 1-11, Freeland 1-4, J. Rathmann 1-3.

Lead Changes: 10 among 6 drivers.

Official Box Score 41st Indianapolis 500 Mile Race at the Indianapolis Motor Speedway

• *Thursday, May 30, 1957* •

FP	SP	Car No.	Driver	Car Name	Chassis/Engine	Laps	Status	Total Prize Money
1	13	9	Sam Hanks	Belond Exhaust	Salih/Offy	200	135.601	\$103,844
2	32	26	Jim Rathmann	Chiropractic	Epperly/Offy	200	135.382	38,494
3	15	1	Jimmy Bryan	Dean Van Lines	Kuzma/Offy	200	134.246	21,794
4	10	54	Paul Russo	Novi Auto Air Conditioner	Kurtis/Novi	200	133.818	19,369
5	12	73	Andy Linden	McNamara/Veedol	KK500G/Offy	200	133.645	11,094
6	5	6	Johnny Boyd	Bowes Seal Fast	KK500G/Offy	200	132.846	8,194
7	28	48	Marshall Teague	Sumar	KK500C/Offy	200	132.745	6,819
8	1	12	Pat O'Connor	Sumar	KK500G/Offy	200	132.281	8,619
9	16	7	Bob Veith	Bob Estes	Phillips/Offy	200	131.855	5,969
10	14	22	Gene Hartley	Massaglia Hotels	Lesovsky/Offy	200	131.345	5,844
11	19	19	Jack Turner	Bardahl	KK500G/Offy	200	130.906	3,639
12	11	10	Johnny Thomson	D-A Lubricant	Kuzma/Offy	199	Running	5,069
13	33	95	Bob Christie	Jones & Maley	KK500C/Offy	197	Running	3,299
14	25	82	Chuck Weyant	Central Excavating	KK500C/Offy	196	Running	3,429
15	22	27	Tony Bettenhausen	Novi Auto Air Conditioner	Kurtis/Novi	195	Running	4,059
16	17	18	W Johnnie Parsons	Sumar	KK500G/Offy	195	Running	2,989
17	21	3	Don Freeland	Ansted Rotary	KK500D/Offy	192	Running	2,869
18	6	5	Jimmy Reece	Hoyt Machine	KK500C/Offy	182	Throttle	2,749
19	27	92	R Don Edmunds	McKay	KK500G/Offy	170	Spun out	3,169
20	31	28	Johnnie Tolan	Greenman-Casale	Kuzma/Offy	138	Clutch	2,639
21	30	89	Al Herman	Dunn Engineering	Dunn/Offy	111	Accident	2,659
22	4	14	Fred Agabashian	Bowes Seal Fast	KK500G/Offy	107	Fuel leak	2,879
23	2	88	R Eddie Sachs	Schmidt	Kuzma/Offy	105	Fuel pump	3,299
24	18	77	R Mike Magill	Dayton Steel Foundry	KK500G/Offy	101	Accident	2,519
25	20	43	Eddie Johnson	Chapman	KK500G/Offy	93	Wheel bearing	2,489
26	23	31	R Bill Cheesbourg	Schildmeier Seal Line	KK500G/Offy	81	Fuel leak	3,209
27	8	16	Al Keller	Bardahl	KK500G/Offy	75	Accident	2,429
28	29	57	Jimmy Daywalt	Helse	KK500C/Offy	53	Accident	2,449
29	7	83	Ed Elisian	McNamara	KK500C/Offy	51	Timing gear	2,369
30	24	8	Rodger Ward	Wolcott Fuel Injection	Lesovsky/Offy	27	Supercharger	2,889
31	3	52	W Troy Ruttman	John Zink	Watson/Offy	13	Piston	3,459
32	26	55	Eddie Russo	Sclavi & Amos	KK500C/Offy	0	Accident	2,404
33	9	23	R Elmer George	Travelon Trailer	KK500B/Offy	0	Accident	2,249
Total Purse								\$299,252



SAM HANKS
B-7/13/1914
D-6/27/1994

Time of Race: 3:41:14.25 **Average Speed:** 135.601 mph

Margin of Victory: 21.40 sec.

Pole: #12 Pat O'Connor (143.948, 4:10.09)

Fastest Qualifier: #54 Paul Russo (144.817, 4:08.59)

Fastest Race Lap: #26 Jim Rathmann (Race Lap 127, 143.426 mph, 1:02.75 sec.)

Winning Car Owner: George Salih

Winning Chief Mechanic: George Salih/Howard Gilbert

Winning Tire: Firestone

Rookie of the Year: Don Edmunds

Legend: R=Indianapolis 500 Mile Race Rookie; W=Indianapolis 500 Mile Race Former Winner

Lap Leaders: O'Connor 1-4, Ruttman 5-6, O'Connor 7-9, Ruttman 10-11, P. Russo 12-35, Hanks 36-48, Thomson 49-53, Hanks 54-110, J. Rathmann 111-134, Hanks 135-200.

Lap Leader Summary: Hanks 3 times for 136 laps, J. Rathmann 1-24, P. Russo 1-24, O'Connor 2-7, Thomson 1-5, Ruttman 2-4.

Lead Changes: 9 among 6 drivers.

Official Box Score 42nd Indianapolis 500 Mile Race at the Indianapolis Motor Speedway

• Friday, May 30, 1958 •

Car							Total Prize Money	
FP	SP	No.	Driver	Car Name	Chassis/Engine	Laps	Status	
1	7	1	Jimmy Bryan	Belond A.P.	Salih/Offy	200	133.791	\$105,574
2	25	99	R George Amick	Demler	Epperly/Offy	200	133.517	38,874
3	8	9	Johnny Boyd	Bowes Seal Fast	KK500G/Offy	200	133.099	24,999
4	9	33	Tony Bettenhausen	Jones & Maley	Epperly/Offy	200	132.855	17,199
5	20	2	Jim Rathmann	Leader Card 500 Roadster	Epperly/Offy	200	132.847	11,399
6	3	16	Jimmy Reece	John Zink	Watson/Offy	200	132.443	8,699
7	13	26	Don Freeland	Bob Estes	Phillips/Offy	200	132.403	6,999
8	19	44	R Jud Larson	John Zink	Watson/Offy	200	130.550	7,049
9	26	61	Eddie Johnson	Bryant Heating & Cooling	KK500G/Offy	200	130.156	5,999
10	33	54	Bill Cheesbourg	Novi Auto Air Conditioner	Kurtis/Novi	200	129.149	6,399
11	21	52	Al Keller	Bardahl	KK500G-2/Offy	200	128.498	3,919
12	6	45	W Johnnie Parsons	Gerhardt	KK500G/Offy	200	128.254	3,599
13	30	19	Johnnie Tolan	Greenman-Casale	Kuzma/Offy	200	128.150	3,329
14	17	65	Bob Christie	Federal Engineering	KK500E/Offy	189	Spun out	4,209
15	32	59	R Dempsey Wilson	Sorenson	Kuzma/Offy	151	Refueling fire	4,089
16	12	29	R A.J. Foyt	Dean Van Lines	Kuzma/Offy	148	Spun out	2,969
17	31	77	Mike Magill	Dayton Steel Foundry	KK500G/Offy	136	Running	2,849
18	14	15	Paul Russo	Novi Auto Air Conditioner	Kurtis/Novi	122	Throttle	2,779
19	23	83	Shorty Templeman	McNamara	KK500C/Offy	116	Brakes	2,699
20	11	8	Rodger Ward	Wolcott Fuel Injection	Lesovsky/Offy	93	Magneto	2,719
21	15	43	Billy Garrett	Chapman	KK500G/Offy	80	Gears	2,639
22	18	88	Eddie Sachs	Schmidt	Kuzma/Offy	68	Transmission	3,759
23	22	7	Johnny Thomson	D-A Lubricant	Kurtis/Offy	52	Steering	2,754
24	29	89	Chuck Weyant	Dunn Engineering	Dunn/Offy	38	Accident	2,549
25	10	25	Jack Turner	Massaglia Hotels	Lesovsky/Offy	21	Fuel pump	2,569
26	4	14	Bob Veith	Bowes Seal Fast	KK500G/Offy	1	Accident	2,789
27	1	97	Dick Rathmann	McNamara	Watson/Offy	0	Accident	6,259
28	2	5	Ed Elisian	John Zink	Watson/Offy	0	Accident	3,179
29	5	4	Pat O'Connor	Sumar	KK500G/Offy	0	Accident	2,574
30	16	31	R Paul Goldsmith	City of Daytona Beach	KK500G/Offy	0	Accident	2,369
31	24	92	R Jerry Unser	McKay	KK500G/Offy	0	Accident	2,339
32	27	68	R Len Sutton	Jim Robbins	KK500G/Offy	0	Accident	2,309
33	28	57	R Art Bisch	Helse	Kuzma/Offy	0	Accident	2,279
Total Purse								\$304,717



JIMMY BRYAN
B-1/28/1927
D-6/19/1960

Time of Race: 3:44:13.80 **Average Speed:** 133.791 mph

Margin of Victory: 27.65 sec.

Pole: #97 Dick Rathmann (145.974, 4:06.62)

Fastest Race Lap: #33 Tony Bettenhausen (Race Lap 55, 144.300 mph, 1:02.37 sec.)

Winning Car Owner: George Salih

Winning Chief Mechanic: George Salih/Howard Gilbert

Winning Tire: Firestone

Rookie of the Year: George Amick

Legend: R=Indianapolis 500 Mile Race Rookie; W=Indianapolis 500 Mile Race Former Winner

Lap Leaders: Bryan 1-18, Bettenhausen 19-20, Sachs 21, Bettenhausen 22-25, Bryan 26, Amick 27-30, Bryan 31, Amick 32-34, Bettenhausen 35, Amick 36-46, Bryan 47-48, Bettenhausen 49, Bryan 50-52, Bettenhausen 53-65, Bryan 66-104, Bettenhausen 105-107, Boyd 108-125, Bryan 126-200.


Lap Leader Summary: Bryan 7 times for 139 laps, Bettenhausen 6-24, Amick 3-18, Boyd 1-18, Sachs 1-1.

Lead Changes: 17 among 5 drivers.

Official Box Score 43rd Indianapolis 500 Mile Race at the Indianapolis Motor Speedway

• *Saturday, May 30, 1959* •

Car							Total Prize Money	
FP	SP	No.	Driver	Car Name	Chassis/Engine	Laps	Status	
1	6	5	Rodger Ward	Leader Card 500 Roadster	Watson/Offy	200	135.857	\$106,850
2	3	16	Jim Rathmann	Simoniz	Watson/Offy	200	135.619	39,800
3	1	3	Johnny Thomson	Racing Associates	Lesovsky/Offy	200	135.340	32,375
4	15	1	Tony Bettenhausen	Hoover Motor Express	Epperly/Offy	200	134.768	15,475
5	16	99	Paul Goldsmith	Demler	Epperly/Offy	200	134.573	11,975
6	11	33	Johnny Boyd	Bowes Seal Fast	Epperly/Offy	200	133.867	8,475
7	12	37	Duane Carter	Smokey's Reverse Torque	Kurtis/Offy	200	133.342	7,275
8	8	19	Eddie Johnson	Bryant Heating & Cooling	KK500G/Offy	200	133.336	6,625
9	27	45	Paul Russo	Bardahl	KK500G/Offy	200	133.331	6,325
10	17	10	A.J. Foyt	Dean Van Lines	Kuzma/Offy	200	133.297	6,575
11	9	88	Gene Hartley	Drewry's	Kuzma/Offy	200	132.434	4,795
12	7	74	Bob Veith	John Zink Heater	Moore/Offy	200	132.169	4,675
13	23	89	Al Herman	Dunn Engineering	Dunn/Offy	200	131.872	4,455
14	13	66	Jimmy Daywalt	Federal Engineering	KK500E/Offy	200	131.861	5,335
15	21	71	R Chuck Arnold	Hall-Mar	Curtis/Offy	200	130.918	4,165
16	33	58	R Jim McWithey	Ray Brady	KK500C/Offy	200	129.024	4,045
17	2	44	Eddie Sachs	Schmidt	KK500/Offy	182	Running	4,675
18	28	57	Al Keller	Helse	Kuzma/Offy	163	Pistons	3,980
19	18	64	W Pat Flaherty	John Zink Heater	Watson/Offy	162	Accident	5,725
20	4	73	Dick Rathmann	McNamara Chiropractic	Watson/Offy	150	Fire in pit	4,045
21	30	53	Bill Cheesbourg	Greenman-Casale	Kuzma/Offy	147	Magneto	3,765
22	25	15	Don Freeland	Jim Robbins	KK500G/Offy	136	Magneto	4,485
23	32	49	Ray Crawford	Meguiar's Mirror Glaze	Elder/Offy	115	Accident	3,655
24	10	9	R Don Branson	Bob Estes	Phillips/Offy	112	Torsion bar	3,625
25	24	65	Bob Christie	Federal Engineering	KK500D/Offy	109	Rod	4,595
26	5	48	R Bobby Grim	Sumar	KK500G/Offy	85	Magneto	4,190
27	14	24	Jack Turner	Travelon Trailer	Christensen/Offy	47	Fuel tank	4,335
28	29	47	Chuck Weyant	McKay	KK500J/Offy	45	Accident	3,505
29	19	7	Jud Larson	Bowes Seal Fast	KK500J/Offy	45	Accident	3,650
30	31	77	Mike Magill	Dayton Steel Foundry	KK500G/Offy	45	Accident	3,445
31	26	87	R Red Amick	Wheeler-Foutch	KK500C/Offy	45	Accident	3,915
32	22	8	Len Sutton	Wolcott Memorial	Lesovsky/Offy	34	Accident	3,385
33	20	6	W Jimmy Bryan	Belond A.P. Muffler	Salih/Offy	1	Cam housing	3,405
							Total Purse	\$337,600



RODGER WARD
B-1/10/1921
D-7/5/2004

Time of Race: 3:40:49.20 **Average Speed:** 135.857 mph

Margin of Victory: 23.27 sec.

Pole: #3 Johnny Thomson (145.908, 4:06.73)

Fastest Race Lap: #3 Johnny Thomson (Race Lap 64, 145.419 mph, 1:01.89 sec.)

Winning Car Owner: Leader Cards, Inc.

Winning Chief Mechanic: A.J. Watson

Winning Tire: Firestone

Rookie of the Year: Bobby Grim

Legend: R=Indianapolis 500 Mile Race Rookie; W=Indianapolis 500 Mile Race Former Winner

Lap Leaders: Thomson 1-4, Ward 5-12, J. Rathmann 13, Ward 14-16,

J. Rathmann 17-30, Flaherty 31, J. Rathmann 32-33, Flaherty 34-40,

J. Rathmann 41-42, Flaherty 43-45, Ward 46-48, Thomson 49-84, Ward 85-200.


Lap Leader Summary: Ward 4 times for 130 laps, Thomson 2-40, J. Rathmann 4-19, Flaherty 3-11.

Lead Changes: 12 among 4 drivers.

Official Box Score 44th Indianapolis 500 Mile Race at the Indianapolis Motor Speedway

● *Monday, May 30, 1960* ●

Car							Total	
FP	SP	No.	Driver	Car Name	Chassis/Engine	Laps	Status	Prize Money
1	2	4	Jim Rathmann	Ken-Paul	Watson/Offy	200	138.767	\$110,000
2	3	1	W Rodger Ward	Leader Card 500 Roadster	Watson/Offy	200	138.631	48,025
3	26	99	Paul Goldsmith	Demler	Epperly/Offy	200	136.792	24,350
4	8	7	Don Branson	Bob Estes	Phillips/Offy	200	136.785	15,475
5	17	3	Johnny Thomson	Adams Quarter Horse Farm	Lesovsky/Offy	200	136.750	15,100
6	7	22	Eddie Johnson	Jim Robbins	Trevis/Offy	200	136.137	9,200
7	12	98	R Lloyd Ruby	Agajanian	Watson/Offy	200	135.983	7,900
8	25	44	Bob Veith	Schmidt	Meskowski/Offy	200	135.452	7,850
9	28	18	R Bud Tingelstad	Jim Robbins	Trevis/Offy	200	133.717	6,900
10	14	38	Bob Christie	Federal Engineering	KK500D/Offy	200	133.416	6,700
11	22	27	Red Amick	King O'Lawn	Salih/Offy	200	131.946	5,520
12	27	17	Duane Carter	Thompson Industries	Kuzma/Offy	200	131.882	5,450
13	31	39	Bill Homeier	Ridgewood Builders	Kuzma/Offy	200	131.367	4,980
14	24	48	Gene Hartley	Sumar	KK500G/Offy	196	Running	5,710
15	9	65	Chuck Stevenson	Leader Card 500 Roadster	Watson/Offy	196	Running	4,740
16	21	14	Bobby Grim	Bill Forbes	Meskowski/Offy	194	Running	4,920
17	19	26	Shorty Templeman	Federal Engineering	KK500E/Offy	191	Running	5,100
18	23	56	R Jim Hurtubise	Travelon Trailer	Christensen/Offy	185	Rod	8,880
19	10	10	W Jimmy Bryan	Metal-Cal	Salih/Offy	152	Fuel pump	4,400
20	6	28	W Troy Ruttman	John Zink Heater	Watson/Offy	134	Gear	6,220
21	1	6	Eddie Sachs	Dean Van Lines	Ewing/Offy	132	Magneto	9,390
22	11	73	Don Freeland	Ross-Babcock Traveler	Kurtis/Offy	129	Magneto	4,310
23	18	2	Tony Bettenhausen	Dowgard	Watson/Offy	125	Rod	5,080
24	15	32	R Wayne Weiler	Ansted Rotary	Kuzma/Offy	103	Accident	4,200
25	16	5	A.J. Foyt	Bowes Seal Fast	Kurtis/Offy	90	Clutch	4,220
26	29	46	Eddie Russo	Go-Kart	KK500G/Offy	84	Accident	4,140
27	13	8	Johnny Boyd	Bowes Seal Fast	Epperly/Offy	77	Piston	4,160
28	20	37	Gene Force	McKay	KK500J/Offy	74	Brakes	4,480
29	32	16	Jim McWithey	Hoover Motor Express	Epperly/Offy	60	Brakes	4,100
30	5	9	Len Sutton	S-R Racing Enterprises	Watson/Offy	47	Piston ring	4,320
31	4	97	Dick Rathmann	Jim Robbins	Watson/Offy	42	Brake line	4,440
32	30	76	Al Herman	Joe Hunt Magneto	Ewing/Offy	34	Clutch	4,010
33	33	23	Dempsey Wilson	Bryant Heating & Cooling	KK500G/Offy	11	Magneto	4,380
Total Purse \$368,650								



JIM RATHMANN
B-7/16/1928

Time of Race: 3:36:11.36 **Average Speed:** 138.767 mph

Margin of Victory: 12.67 sec. **Pole:** #6 Eddie Sachs (146.592, 4:05.58)

Fastest Qualifier: #56 Jim Hurtubise (149.056, 4:01.52)

Fastest Race Lap: #4 Jim Rathmann (Race Lap 4, 146.128 mph, 1:01.59 sec.)

Winning Car Owner: Ken-Paul, Inc.

Winning Chief Mechanic: Takeo "Chickie" Hirashima

Winning Tire: Firestone **Rookie of the Year:** Jim Hurtubise

Legend: R=Indianapolis 500 Mile Race Rookie; W=Indianapolis 500 Mile Race Former Winner

Lap Leaders: Ward 1, Sachs 2-3, Ward 4-18, Ruttman 19-24, J. Rathmann 25-37, Ward 38-41, Sachs 42-51, Ruttman 52-56, Sachs 57-61, J. Rathmann 62-69, Sachs 70-72, J. Rathmann 73-74, Sachs 75, J. Rathmann 76-85, Thomson 86-95, J. Rathmann 96-122, Ward 123-127, J. Rathmann 128-141, Ward 142-146, J. Rathmann 147, Ward 148-151, J. Rathmann 152-162, Ward 163-169, J. Rathmann 170, Ward 171-177, J. Rathmann 178-182, Ward 183-189, J. Rathmann 190-193, Ward 194-196, J. Rathmann 197-200.

Lap Leader Summary: J. Rathmann 12 times for 100 laps, Ward 10-58, Sachs 5-21, Ruttman 2-11, Thomson 1-10.

Lead Changes: 29 among 5 drivers.

Official Box Score 45th Indianapolis 500 Mile Race at the Indianapolis Motor Speedway

● *Tuesday, May 30, 1961* ●

							Total Prize Money	
FP	SP	Car No.	Driver	Car Name	Chassis/Engine	Laps	Status	
1	7	1	A.J. Foyt	Bowes Seal Fast	Trevis/Offy	200	139.130	\$117,975
2	1	12	Eddie Sachs	Dean Van Lines	Ewing/Offy	200	139.041	53,400
3	4	2	W Rodger Ward	Del Webb's Sun City	Watson/Offy	200	138.539	26,500
4	18	7	Shorty Templeman	Bill Forbes Racing Team	Meskowski/Offy	200	136.873	16,025
5	26	19	Al Keller	Konstant Hot	Phillips/Offy	200	136.034	13,725
6	28	18	Chuck Stevenson	Metal-Cal	Epperly/Offy	200	135.742	9,875
7	33	31	R Bobby Marshman	Hoover Motor Express	Epperly/Offy	200	135.534	9,550
8	25	5	Lloyd Ruby	Autolite Dealer's Assn.	Epperly/Offy	200	134.860	8,750
9	13	17	R Jack Brabham	Kimberly Cooper-Climax	Cooper/Climax	200	134.116	7,250
10	32	34	R Norm Hall	Federal Engineering	KK500E/Offy	200	134.104	8,250
11	15	28	Gene Hartley	John Chalik	Trevis/Offy	198	Running	5,820
12	5	98	R Parnelli Jones	Agajanian Willard Battery	Watson/Offy	192	Running	10,350
13	6	97	Dick Rathmann	Jim Robbins	Watson/Offy	164	Fuel pump	5,580
14	17	10	Paul Goldsmith	Racing Associates	Lesovsky/Offy	160	Oil leak	5,210
15	12	15	Wayne Weiler	Hopkins Coral Harbour	Watson/Offy	147	Wheel	5,040
16	31	35	Dempsey Wilson	Lysle Greenman	Kuzma/Offy	145	Fuel pump	4,920
17	16	32	Bob Christie	North Electric	Kurtis/Offy	132	Piston	4,850
18	10	33	Eddie Johnson	Jim Robbins	Kuzma/Offy	127	Accident	4,730
19	8	8	Len Sutton	Bryant Heating & Cooling	Watson/Offy	110	Transmission	4,650
20	22	52	W Troy Ruttman	John Zink Trackburner	Watson/Offy	105	Clutch	6,970
21	20	41	Johnny Boyd	Leader Card 500 Roadster	Watson/Offy	105	Clutch	4,650
22	3	99	Jim Hurtubise	Demler	Epperly/Offy	102	Piston	10,410
23	19	86	R Ebb Rose	Meyer Speedway	Porter/Offy	93	Oil line	4,530
24	30	26	Cliff Griffith	McCullough Engineering	Elder/Offy	55	Piston	4,750
25	21	45	Jack Turner	Bardahl	Kurtis/Offy	52	Accident	5,720
26	14	73	R A.J. Shepherd	Travelon Trailer	Christensen/Offy	51	Accident	4,440
27	29	22	R Roger McCluskey	Racing Associates	Moore/Offy	51	Accident	4,710
28	9	14	Bill Cheesbourg	Dean Van Lines	Kuzma/Offy	50	Accident	4,430
29	27	83	R Don Davis	Dart-Kart by Rupp	Trevis/Offy	49	Accident	4,950
30	11	4	W Jim Rathmann	Simoniz	Watson/Offy	48	Magneto	5,270
31	23	55	Jimmy Daywalt	Schultz Fueling Equipment	KK500G/Offy	27	Brakes	4,890
32	24	16	Bobby Grim	Thompson Industries	Watson/Offy	26	Fuel injection	4,660
33	2	3	Don Branson	Hoover Motor Express	Epperly/Offy	2	Valves	5,080
Total Purse								\$397,910



A.J. FOYT
B-1/16/1935

Time of Race: 3:35:37.49 **Average Speed:** 139.130 mph

Margin of Victory: 8.28 sec.

Pole: #12 Eddie Sachs (147.481, 4:04.10)

Fastest Race Lap: #52 Troy Ruttman (Race Lap 91, 147.589 mph, 1:00.98 sec.)

Winning Car Owner: Bignotti-Bowes Racing Associates

Winning Chief Mechanic: George Bignotti

Winning Tire: Firestone **Rookie of the Year:** Parnelli Jones/Bobby Marshman

Legend: R=Indianapolis 500 Mile Race Rookie; W=Indianapolis 500 Mile Race Former Winner

Lap Leaders: Hurtubise 1-35, J. Rathmann 36-41, Jones 42-44, Sachs 45-51, Jones 52-75, Foyt 76-83, Ruttman 84-88, Foyt 89, Ruttman 90-94, Foyt 95-124, Sachs 125-137, Foyt 138, Sachs 139-141, Foyt 142-146, Sachs 147-151, Foyt 152-160, Ward 161-167, Sachs 168-169, Foyt 170-183, Sachs 184-197, Foyt 198-200.

Lap Leader Summary: Foyt 8 times for 71 laps, Sachs 6-44, Hurtubise 1-35, Jones 2-27, Ruttman 2-10, Ward 1-7, J. Rathmann 1-6.

Lead Changes: 20 among 7 drivers.

Official Box Score 46th Indianapolis 500 Mile Race at the Indianapolis Motor Speedway

• *Wednesday, May 30, 1962* •

Car		Driver	Car Name	Chassis/Engine	Laps	Status	Total Prize Money		
FP	SP No.								
1	2	3	W	Rodger Ward	Leader Card 500 Roadster	Watson/Offy	200	140.293	\$125,015
2	4	7		Len Sutton	Leader Card 500 Roadster	Watson/Offy	200	140.167	44,566
3	27	2		Eddie Sachs	Dean-Autolite	Ewing/Offy	200	140.075	26,591
4	12	27		Don Davis	J.H. Rose Truck Line	Lesovsky/Offy	200	139.768	16,716
5	3	54		Bobby Marshman	Bryant Heating & Cooling	Epperly/Offy	200	138.790	14,316
6	7	15	R	Jim McElreath	Schulz Fueling Equipment	KK500G/Offy	200	138.653	10,366
7	1	98		Parnelli Jones	Agajanian Willard Battery	Watson/Offy	200	138.534	32,966
8	24	12		Lloyd Ruby	Thompson Industries	Watson/Offy	200	138.182	8,541
9	23	44	W	Jim Rathmann	Simoniz Vista	Watson/Offy	200	136.913	8,041
10	28	38		Johnny Boyd	Metal-Cal	Epperly/Offy	200	136.600	8,841
11	6	4		Shorty Templeman	Bill Forbes Racing Team	Watson/Offy	200	135.844	6,461
12	11	14		Don Branson	Mid-Continent Securities	Epperly/Offy	200	135.836	6,041
13	29	91		Jim Hurtubise	Jim Robbins	Watson/Offy	200	135.655	6,621
14	32	86		Ebb Rose	J.H. Rose Truck Line	Porter/Offy	200	134.001	6,001
15	10	5		Bud Tinglestad	Konstant Hot	Phillips/Offy	200	133.170	5,631
16	9	17		Roger McCluskey	Bell Lines Trucking	Watson/Offy	168	Spun out	5,911
17	17	21		Elmer George*	Sarkes Tarzian	Lesovsky/Offy	146	Engine	5,341
18	30	26	W	Troy Ruttman	Jim Robbins	Kuzma/Offy	140	Piston	5,871
19	15	18		Bobby Grim	Morcroft	Trevis/Offy	96	Oil leak	5,191
20	8	34	R	Dan Gurney	Thompson Harvey Aluminum	Thompson/Buick	92	Rear end	5,161
21	16	19	R	Chuck Hulse	Federal Engineering	KK500E/Offy	91	Fuel pump	5,531
22	33	79		Jimmy Daywalt	City of Albany, N.Y.	Kurtis/Offy	74	Transmission	5,351
23	5	1	W	A.J. Foyt	Bowes Seal Fast	Trevis/Offy	69	Lost wheel	5,721
24	13	9		Dick Rathmann	Chapman	Watson/Offy	51	Magneto	5,091
25	18	32		Eddie Johnson	Polyaire Foam	Trevis/Offy	38	Magneto	6,261
26	26	53		Paul Goldsmith	American Rubber & Plastics	Epperly/Offy	26	Magneto	5,031
27	20	88		Gene Hartley*	Drewry's	Watson/Offy	23	Steering	6,201
28	14	62		Paul Russo	Denver-Chicago Trucking	Watson/Offy	20	Piston	4,921
29	25	45		Jack Turner	Bardahl	Kurtis/Offy	17	Accident	5,141
30	31	29		Bob Christie	North Electric	Kurtis/Offy	17	Accident	5,311
31	22	83	R	Allen Crowe	S-R Racing Enterprises	Watson/Offy	17	Accident	5,431
32	21	67	R	Chuck Rodee	Travelon Trailer	Christensen/Offy	17	Accident	5,601
33	19	96		Bob Veith	Meguiar's Mirror Glaze	Elder/Offy	12	Piston	5,871
							Total Purse	\$425,652	



RODGER WARD
B-1/10/1921
D-7/5/2004

Time of Race: 3:33:50.33 **Average Speed:** 140.293 mph

Margin of Victory: 11.52 sec.

Pole: #98 Parnelli Jones (150.370, 3:59:41)

Fastest Race Lap: #98 Parnelli Jones (Race Lap 56, 148.295 mph, 1:00.69 sec.)

Winning Car Owner: Leader Cards, Inc.

Winning Chief Mechanic: A.J. Watson

Winning Tire: Firestone

Rookie of the Year: Jim McElreath

Legend: R=Indianapolis 500 Mile Race Rookie; W=Indianapolis 500 Mile Race Former Winner; *=Had Relief Help

Lap Leaders: Jones 1-59, Foyt 60-61, McCluskey 62-64, Jones 65-125, Ward 126-160, Sutton 161-169, Ward 170-200.

Lap Leader Summary: Jones 2 times for 120 laps, Ward 2-66, Sutton 1-9, McCluskey 1-3, Foyt 1-2.

Lead Changes: 6 among 5 drivers.

Official Box Score 47th Indianapolis 500 Mile Race at the Indianapolis Motor Speedway

• *Thursday, May 30, 1963* •

Car						Total		
FP	SP	No.	Driver	Car Name	Chassis/Engine	Laps	Status	Prize Money
1	1	98	Parnelli Jones	Agajanian Willard Battery	Watson/Offy	200	143.137	\$148,513
2	5	92	R Jim Clark	Lotus powered by Ford	Lotus/Ford	200	142.752	56,238
3	8	2	W A.J. Foyt	Sheraton-Thompson	Trevis/Offy	200	142.210	32,614
4	4	1	W Rodger Ward	Kaiser Aluminum	Watson/Offy	200	141.090	21,288
5	3	4	Don Branson	Leader Card 500 Roadster	Watson/Offy	200	140.866	18,588
6	6	8	Jim McElreath	Bill Forbes Racing Team	Watson/Offy	200	140.862	14,888
7	12	93	Dan Gurney	Lotus powered by Ford	Lotus/Ford	200	140.071	18,063
8	11	10	Chuck Hulse	Dean Van Lines	Ewing/Offy	200	140.064	12,163
9	31	84	R Al Miller	Thompson Harvey Aluminum	Thompson/Chevrolet	200	139.524	12,513
10	17	22	Dick Rathmann	Chapman	Watson/Offy	200	138.845	10,463
11	30	29	Dempsey Wilson	Vita Fresh Orange Juice	Kuzma/Offy	200	138.574	8,300
12	33	17	W Troy Ruttman	Robbins Autocrat Seat Belt	Kuzma/Offy	200	138.244	8,450
13	18	65	Bob Christie	Travelon Trailer	Christensen/Offy	200	136.104	7,900
14	32	32	Ebb Rose	Sheraton-Thompson	Watson/Offy	200	132.347	7,550
15	14	14	Roger McCluskey	Konstant Hot	Watson/Offy	198	Spun out	7,100
16	7	5	Bobby Marshman	Econo-Car Rental	Epperly/Offy	196	Rear end	6,300
17	10	9	Eddie Sachs	Bryant Heating & Cooling	Watson/Offy	181	Accident	7,100
18	9	99	Paul Goldsmith	Demler	Watson/Offy	149	Crankshaft	7,350
19	19	52	Lloyd Ruby	John Zink Trackburner	Watson/Offy	126	Accident	6,350
20	21	88	Eddie Johnson	Drewry's	Watson/Offy	112	Accident	6,300
21	22	45	Chuck Stevenson	Bardahl	Watson/Offy	110	Cylinder	5,700
22	2	56	Jim Hurtubise	Hotel Tropicana, Las Vegas	Kurtis/Novi	102	Oil leak	7,400
23	15	83	Duane Carter	Thompson Harvey Aluminum	Thompson/Chevrolet	100	Rod	5,700
24	29	16	W Jim Rathmann	Hopkins Coral Harbour	Watson/Offy	99	Fuel system	5,650
25	20	26	Bobby Grim	Morcroft	Trevis/Offy	79	Oil tank leak	5,900
26	24	86	Bob Veith	Sheraton-Thompson	Porter/Offy	74	Valve	5,600
27	13	35	Allen Crowe	Gabriel Shocker	Trevis/Offy	47	Accident	5,700
28	25	54	Bud Tingelstad	Hoover, Inc.	Epperly/Offy	46	Accident	5,500
29	26	37	R Johnny Rutherford	US Equipment Co.	Watson/Offy	43	Transmission	5,400
30	28	21	Elmer George	Sarkes Tarzian	Lesovsky/Offy	21	Handling	5,350
31	23	75	R Art Malone	STP	Kurtis/Novi	18	Clutch	5,150
32	27	23	Johnny Boyd	Bowes Seal Fast	Epperly/Offy	12	Oil	5,300
33	16	6	R Bobby Unser	Hotel Tropicana, Las Vegas	Kurtis/Novi	2	Accident	6,250
Total Purse								\$492,631



PARNELLI JONES
B-8/12/1933

Time of Race: 3:29:35.40 **Average Speed:** 143.137 mph

Margin of Victory: 33.84 sec.

Pole: #98 Parnelli Jones (151.153, 3:58.17)

Fastest Race Lap: #98 Parnelli Jones (Race Lap 114, 151.541 mph, 59.39 sec.)

Winning Car Owner: J. C. Agajanian

Winning Chief Mechanic: Johnny Pouelsen **Winning Tire:** Firestone

Rookie of the Year: Jim Clark

Legend: R=Indianapolis 500 Mile Race Rookie; W=Indianapolis 500 Mile Race Former Winner

Lap Leaders: Hurtubise 1, Jones 2-63, McCluskey 64-67, Clark 68-95, Jones 96-200.

Lap Leader Summary: Jones 2 times for 167 laps, Clark 1-28, McCluskey 1-4, Hurtubise 1-1.

Lead Changes: 4 among 4 drivers.

Official Box Score 48th Indianapolis 500 Mile Race at the Indianapolis Motor Speedway

• *Saturday, May 30, 1964* •

Car							Total Prize Money	
FP	SP	No.	Driver	Car Name	Chassis/Engine	Laps	Status	
1	5	1	W A.J. Foyt	Sheraton-Thompson	Watson/Offy	200	147.350	\$153,650
2	3	2	W Rodger Ward	Kaiser Aluminum	Watson/Offy	200	146.339	56,925
3	7	18	Lloyd Ruby	Bill Forbes Racing Team	Watson/Offy	200	144.320	35,650
4	21	99	R Johnny White	Demler	Watson/Offy	200	143.206	21,200
5	13	88	Johnny Boyd	Vita Fresh Orange Juice	Kuzma/Offy	200	142.345	17,625
6	19	15	Bud Tingelstad	Federal Engineering	Trevis/Offy	198	Running	15,425
7	12	23	Dick Rathmann	Chapman	Watson/Offy	197	Running	13,500
8	27	4	R Bob Harkey	Wally Weir Mobilgas	Watson/Offy	197	Running	12,200
9	32	68	R Bob Wente	Morcroft-Taylor	Trevis/Offy	197	Running	11,350
10	20	16	Bobby Grim	Konstant-Hot	Kurtis/Offy	196	Running	10,000
11	30	3	Art Malone	Studebaker-STP	Kurtis/Novi	194	Running	9,200
12	9	5	Don Branson	Wynn's Friction Proofing	Watson/Offy	187	Transmission	7,600
13	10	53	R Walt Hansgen	MG Liquid Suspension	Huffaker/Offy	176	Running	7,150
14	11	56	Jim Hurtubise	Tombstone Life	Watson/Offy	141	Lost oil	6,650
15	8	66	Len Sutton	Bryant Heating & Cooling	Vollstedt/Offy	140	Magneto	6,450
16	33	62	Bill Cheesbourg	Arizona Apache Airlines	Epperly/Offy	131	Gear box	6,400
17	6	12	Dan Gurney	Lotus powered by Ford	Lotus/Ford	110	Withdrawn-tires	6,450
18	18	14	W Troy Ruttman	Dayton Steel Wheel	Watson/Offy	99	Spun out	6,500
19	23	54	Bob Veith	MG Liquid Suspension	Huffaker/Offy	88	Piston	6,550
20	25	52	Jack Brabham	Zink-Urschel Trackburner	Brabham/Offy	77	Fuel tank	6,000
21	26	28	Jim McElreath	Studebaker-STP	Kurtis/Novi	77	Filter system	5,850
22	28	77	R Bob Mathouser	Dayton Disc Brake	Walther/Offy	77	Spun out	5,450
23	4	98	W Parnelli Jones	Agajanian Bowes Seal Fast	Watson/Offy	55	Pit fire	8,200
24	1	6	Jim Clark	Lotus powered by Ford	Lotus/Ford	47	Suspension	12,400
25	2	51	Bobby Marshman	Pure Oil Firebird	Lotus/Ford	39	Transmission	12,000
26	24	84	Eddie Johnson	Thompson-Sears Allstate	Thompson/Ford	6	Fuel pump	5,900
27	15	86	Johnny Rutherford	Bardahl	Watson/Offy	2	Accident	5,200
28	29	95	Chuck Stevenson	Diet Rite Cola	Watson/Offy	2	Accident	5,200
29	14	83	R Dave MacDonald	Thompson-Sears Allstate	Thompson/Ford	1	Accident	5,100
30	17	25	Eddie Sachs	American Red Ball	Halibrand/Ford	1	Accident	6,300
31	16	64	R Ronnie Duman	Clean Wear Service Co.	Trevis/Offy	1	Accident	5,000
32	22	9	Bobby Unser	Studebaker-STP	Ferguson/Novi	1	Accident	6,750
33	31	26	Norm Hall	Hurst Floor Shift	Watson/Offy	1	Accident	5,750
Total Purse								\$505,575



A.J. FOYT
B-1/16/1935

Time of Race: 3:23:35.83 **Average Speed:** 147.350 mph

Margin of Victory: 1:24.35

Pole: #6 Jim Clark (158.828, 3:46.66)

Fastest Race Lap: #51 Bobby Marshman (Race Lap 15, 157.646 mph, 57.09 sec.)

Winning Car Owner: Ansted-Thompson Racing

Winning Chief Mechanic: George Bignotti **Winning Tire:** Firestone

Rookie of the Year: Johnny White

Legend: R=Indianapolis 500 Mile Race Rookie; W=Indianapolis 500 Mile Race Former Winner

Lap Leaders: Clark 1-6, Marshman 7-39, Clark 40-47, Jones 48-54, Foyt 55-200.

Lap Leader Summary: Foyt 1 time for 146 laps, Marshman 1-33, Clark 2-14, Jones 1-7.

Lead Changes: 4 among 4 drivers.

Official Box Score 49th Indianapolis 500 Mile Race at the Indianapolis Motor Speedway

● *Monday, May 31, 1965* ●

Car							Total Prize Money	
FP	SP	No.	Driver	Car Name	Chassis/Engine	Laps	Status	
1	2	82	Jim Clark	Lotus powered by Ford	Lotus/Ford	200	150.686	\$166,621
2	5	98	W Parnelli Jones	Agajanian Hurst	Kuzma-Lotus/Ford	200	149.200	64,661
3	4	12	R Mario Andretti	Dean Van Lines	Brawner/Ford	200	149.121	42,551
4	7	74	Al Miller	Jerry Alderman Ford	Lotus/Ford	200	146.581	26,641
5	14	76	R Gordon Johncock	Weinberger Homes	Watson/Offy	200	146.417	21,981
6	15	81	R Mickey Rupp	G.C. Murphy	Gerhardt/Offy	198	Running	18,971
7	22	83	R Bobby Johns	Lotus powered by Ford	Lotus/Ford	197	Running	16,886
8	18	4	Don Branson	Wynn's	Watson/Ford	197	Running	16,376
9	32	45	R Al Unser	Sheraton-Thompson	Lola/Ford	196	Running	14,416
10	28	23	Eddie Johnson	Chapman	Watson/Offy	195	Running	14,656
11	9	7	Lloyd Ruby	Dupont Golden 7	Halibrand/Ford	184	Blown engine	11,846
12	12	16	Len Sutton	Bryant Heating & Cooling	Vollstedt/Ford	177	Running	11,586
13	29	14	Johnny Boyd	George R. Bryant & Staff	BRP/Ford	140	Rear gears	11,976
14	21	53	Walt Hansgen	MG-Liquid Suspension	Huffaker/Offy	117	Overheating	10,566
15	1	1	W A.J. Foyt	Sheraton-Thompson	Lotus/Ford	115	Gearbox	20,517
16	24	5	Bud Tingelstad	American Red Ball	Lola/Ford	115	Accident	9,596
17	6	66	R Billy Foster	Jim Robbins	Vollstedt/Offy	85	Water line	9,936
18	19	18	R Arnie Knepper	Konstant Hot	Kurtis/Offy	80	Cylinder	10,326
19	8	9	Bobby Unser	STP Gas Treatment	Ferguson/Novi	69	Oil fitting	9,216
20	13	52	Jim McElreath	Zink-Urschel Trackburner	Brahham/Offy	66	Gear chain	8,656
21	16	94	R George Snider	Gerhardt	Gerhardt/Offy	64	Rear end	8,696
22	25	65	Ronnie Duman	Travelon Trailer/ H&H Bookbinding	Gerhardt/Offy	62	Rear end	8,786
23	31	41	R Masten Gregory	George R. Bryant & Staff	BRP/Ford	59	Oil pressure	9,076
24	10	54	Bob Veith	MG-Liquid Suspension	Huffaker/Offy	58	Piston	8,266
25	26	88	Chuck Stevenson	Vita Fresh Orange Juice	Kuzma/Offy	50	Piston	8,306
26	3	17	Dan Gurney	Yamaha	Lotus/Ford	42	Timing gears	9,596
27	17	48	R Jerry Grant	Bardahl/MG Liquid Susp.	Huffaker/Offy	30	Magneto	7,786
28	30	19	Chuck Rodee	Wally Weir's Mobilgas	Halibrand/Offy	28	Rear end	8,726
29	27	29	R Joe Leonard	All American Racers	Halibrand/Ford	27	Oil leak	7,816
30	23	25	Roger McCluskey	All American Racers	Halibrand/Ford	18	Clutch	8,106
31	11	24	Johnny Rutherford	Racing Associates	Halibrand/Ford	15	Rear end	7,596
32	33	47	Bill Cheesbourg	WIFE GoodGuy	Gerhardt/Offy	14	Magneto	7,836
33	20	59	Jim Hurtubise	STP-Tombstone Life	Kurtis/Novi	1	Transmission	8,626
							Total Purse	\$627,199



JIM CLARK
B-3/4/1936
D-4/7/1968

Time of Race: 3:19:05.34 **Average Speed:** 150.686 mph

Margin of Victory: 1:59.98

Pole: #1 A.J. Foyt (161.233, 3:43.28)

Fastest Race Lap: #1 A.J. Foyt (Race Lap 2, 157.508 mph, 57.14 sec.)

Winning Car Owner: Team Lotus (Overseas), Ltd.

Winning Chief Mechanic: David Lazenby

Winning Tire: Firestone

Rookie of the Year: Mario Andretti

Legend: R=Indianapolis 500 Mile Race Rookie; W=Indianapolis 500 Mile Race Former Winner

Lap Leaders: Clark 1, Foyt 2, Clark 3-65, Foyt 66-74, Clark 75-200.

Lap Leader Summary: Clark 3 times for 190 laps, Foyt 2-10.

Lead Changes: 4 among 2 drivers.

Official Box Score 50th Indianapolis 500 Mile Race at the Indianapolis Motor Speedway

• *Monday, May 30, 1966* •

Car							Total Prize Money	
FP	SP	No.	Driver	Car Name	Chassis/Engine	Laps	Status	
1	15	24	R Graham Hill	American Red Ball	Lola/Ford	200	144.317	\$156,297
2	2	19	W Jim Clark	STP Gas Treatment	Lotus/Ford	200	143.843	76,992
3	7	3	Jim McElreath	Zink-Urschel-Slick	Brabham/Ford	200	143.742	42,586
4	6	72	Gordon Johncock	Weinberger Homes	Gerhardt/Ford	200	143.084	26,381
5	17	94	R Mel Kenyon	Gerhardt	Gerhardt/Offy	198	Running	21,987
6	11	43	R Jackie Stewart	Bowes Seal Fast	Lola/Ford	190	Oil pressure	25,767
7	29	54	Eddie Johnson	Valvoline II	Huffaker/Offy	175	Stalled	17,615
8	28	11	Bobby Unser	Vita Fresh Orange Juice	Gerhardt/Offy	171	Running	16,562
9	20	6	Joe Leonard	Yamaha Eagle	Eagle/Ford	170	Stalled	15,822
10	10	88	Jerry Grant	Bardahl-Pacesetter Homes	Eagle/Ford	167	Running	15,055
11	5	14	Lloyd Ruby	Bardahl Eagle	Eagle/Ford	166	Cam	24,926
12	23	18	Al Unser	STP Oil Treatment	Lotus/Ford	161	Accident	14,965
13	21	8	Roger McCluskey	G.C. Murphy	Eagle/Ford	129	Oil leak	13,123
14	4	98	W Parnelli Jones	Agajanian's Rev 500	Shrike/Offy	87	Wheel bearing	13,462
15	13	26	W Rodger Ward	Bryant Heating & Cooling	Lola/Offy	74	Handling	11,857
16	25	77	R Carl Williams	Dayton Steel Wheel	Gerhardt/Ford	38	Valve, oil	12,171
17	22	56	Jim Hurtubise	Gerhardt	Gerhardt/Offy	29	Oil	11,604
18	1	1	Mario Andretti	Dean Van Lines	Brawner/Ford	27	Valve	25,121
19	3	82	George Snider	Sheraton-Thompson	Coyote/Ford	22	Accident	12,075
20	8	12	Chuck Hulse	Wynn's	Watson/Ford	22	Accident	10,463
21	27	22	Bud Tingelstad	Federal Engineering	Gerhardt/Offy	16	Overheating	10,470
22	14	28	Johnny Boyd	Prestone	B.R.P./Ford	5	Accident	9,896
23	9	4	Don Branson	Leader Cards Racer	Gerhardt/Ford	0	Accident	9,791
24	12	27	Billy Foster	Jim Robbins	Vollstedt/Ford	0	Accident	9,554
25	16	53	R Gary Congdon	Valvoline	Huffaker/Offy	0	Accident	9,386
26	18	2	W A.J. Foyt	Sheraton-Thompson	Lotus/Ford	0	Accident	10,887
27	19	31	Dan Gurney	All American Racers	Eagle/Ford	0	Accident	9,806
28	24	66	R Cale Yarborough	Jim Robbins	Vollstedt/Ford	0	Accident	9,794
29	26	37	Arnie Knepper	Sam Liosi	Cecil/Ford	0	Accident	9,301
30	30	75	Al Miller	Jerry Alderman Ford	Lotus/Ford	0	Accident	8,876
31	31	39	Bobby Grim	Racing Associates	Watson/Offy	0	Accident	8,720
32	32	34	R Larry Dickson	Michner Petroleum	Lola/Ford	0	Accident	9,933
33	33	96	Ronnie Duman	Harrison	Eisert/Ford	0	Accident	9,564
Total Purse \$690,809								



GRAHAM HILL
B-2/15/1929
D-11/29/1975

Time of Race: 3:27:52.53 **Average Speed:** 144.317 mph

Margin of Victory: 41.13 sec.

Pole: #1 Mario Andretti (165.899, 3:37.00)

Fastest Race Lap: #19 Jim Clark (Race Lap 18, 159.179 mph, 56.54 sec.)

Winning Car Owner: John Mecom

Winning Chief Mechanic: George Bignotti **Winning Tire:** Firestone

Rookie of the Year: Jackie Stewart

Legend: R=Indianapolis 500 Mile Race Rookie; W=Indianapolis 500 Mile Race Former Winner

Lap Leaders: Andretti 1-16, Clark 17-64, Ruby 65-75, Clark 76-86, Ruby 87-132, Clark 133-139, Ruby 140-150, Stewart 151-190, Hill 191-200.

Lap Leader Summary: Ruby 3 times for 68 laps, Clark 3-66, Stewart 1-40, Andretti 1-16, Hill 1-10.

Lead Changes: 8 among 5 drivers.

Official Box Score 51st Indianapolis 500 Mile Race at the Indianapolis Motor Speedway

● Tuesday, May 31, 1967 ●

Car							Total Prize Money	
FP	SP	No.	Driver	Car Name	Chassis/Engine	Laps	Status	Money
1	4	14	W A.J. Foyt	Sheraton-Thompson	Coyote/Ford	200	151.207	\$171,527
2	9	5	Al Unser	Retzliff Chemical	Lola/Ford	198	Running	67,127
3	5	4	Joe Leonard	Sheraton-Thompson	Coyote/Ford	197	Running	43,177
4	24	69	R Denis Hulme	City of Daytona Beach	Eagle/Ford	197	Running	28,177
5	11	2	Jim McElreath	John Zink Trackburner	Moore/Ford	197	Running	22,957
6	6	40	W Parnelli Jones	STP Oil Treatment	Granatelli/Pratt & Whitney	196	Bearing	55,767
7	27	8	Chuck Hulse	Hopkins	Lola/Offy	195	Accident	18,397
8	13	16	R Art Pollard	Thermo-King Auto				
				Air Conditioning	Gerhardt/Offy	195	Running	16,928
9	8	6	Bobby Unser	Rislone	Eagle/Ford	193	Running	15,773
10	23	41	Carl Williams	George R. Bryant	B.R.P./Ford	189	Accident	16,173
11	28	46	Bob Veith	Thermo-King Auto				
				Air Conditioning	Gerhardt/Offy	189	Running	14,461
12	3	3	Gordon Johncock	Gilmore Broadcasting	Gerhardt/Ford	188	Accident	15,518
13	12	39	Bobby Grim	Racing Associates	Gerhardt/Offy	187	Accident	13,244
14	25	10	Bud Tingelstad	Federal Engineering	Gerhardt/Ford	182	Spun out	13,376
15	21	22	Larry Dickson	Vita Fresh Orange Juice	Lotus/Ford	180	Spun out	12,565
16	14	15	Mel Kenyon	Thermo-King Auto				
				Air Conditioning	Gerhardt/Offy	177	Spun out	12,273
17	20	21	Cale Yarborough	Bryant Heating & Cooling	Vollstedt/Ford	176	Accident	11,900
18	29	24	Jackie Stewart	Bowes Seal Fast	Lola/Ford	168	Engine	12,796
19	22	12	Roger McCluskey	G.C. Murphy	Eagle/Ford	165	Engine	12,961
20	30	42	Jerry Grant	All American Racers	Eagle/Ford	162	Radiator	11,845
21	2	74	Dan Gurney	Wagner Lockheed Brake Fluid	Eagle/Ford	160	Black flag	15,498
22	18	19	Arnie Knepper	M.V.S. Racers	Cecil/Ford	158	Engine	10,570
23	17	98	Ronnie Duman	Agajanian's Rev 500	Shrike/Offy	154	Fuel trouble	10,261
24	32	48	R Jochen Rindt	Wagner Lockheed				
				Brake Fluid	Eagle/Ford-Weslake	108	Mechanical	10,571
25	19	45	Johnny Rutherford	Weinberger Homes	Eagle/Ford	103	Accident	10,000
26	10	26	George Snider*	Wagner Lockheed Brake Fluid	Mongoose/Ford	99	Accident	9,898
27	26	67	R Lee Roy Yarborough	Jim Robbins Seat Belt	Vollstedt/Ford	87	Accident	10,015
28	33	32	Al Miller	Cleaver-Brooks	Gerhardt/Ford	74	Oil filter	9,951
29	15	53	R Wally Dallenbach	Valvoline	Huffaker/Offy	73	Accident	9,406
30	1	1	Mario Andretti	Dean Van Lines	Hawk/Ford	58	Lost wheel	21,049
31	16	31	W Jim Clark	STP Oil Treatment	Lotus/Ford	35	Piston	9,373
32	31	81	W Graham Hill	STP Oil Treatment	Lotus/Ford	23	Piston	9,935
33	7	25	Lloyd Ruby	American Red Ball	Mongoose/Offy	3	Valves	9,666
							Total Purse	\$733,135



A.J. FOYT
B-1/16/1935

Time of Race: 3:18:24.22 **Average Speed:** 151.207 mph

Margin of Victory: Under Caution **Pole:** #1 Mario Andretti (168.982, 3:33.04)

Fastest Race Lap: #40 Parnelli Jones (Race Lap 6, 164.926 mph, 54.57 sec.)

Winning Car Owner: Ansted-Thompson Racing

Winning Chief Mechanic: A.J. "Tony" Foyt Sr. **Winning Tire:** Goodyear

Rookie of the Year: Denis Hulme

Legend: R=Indianapolis 500 Mile Race Rookie; W=Indianapolis 500 Mile Race Former Winner; *=Had Relief Help

Race Notes: Race stopped on Lap 19 (May 30) due to rain and was completed the next day (May 31).

Lap Leaders: Jones 1-51, Gurney 52-53, Jones 54-79, Foyt 80-83, Jones 84-130, Foyt 131-149, Jones 150-196, Foyt 197-200.


Lap Leader Summary: Jones 4 times for 171 laps, Foyt 3-27, Gurney 1-2.

Lead Changes: 7 among 3 drivers.

Official Box Score 52nd Indianapolis 500 Mile Race at the Indianapolis Motor Speedway

◆ *Thursday, May 30, 1968* ◆

Car							Total Prize Money	
FP	SP	No.	Driver	Car Name	Chassis/Engine	Laps	Status	
1	3	3	Bobby Unser	Rislone	Eagle/Offy	200	152.882	\$175,140
2	10	48	Dan Gurney	Olsonite	Eagle/Ford-Weslake	200	152.187	65,095
3	17	15	Mel Kenyon	City of Lebanon	Gerhardt/Offy	200	149.224	44,960
4	20	42	Denis Hulme	Olsonite	Eagle/Ford	200	149.140	26,625
5	5	25	Lloyd Ruby	Gene White Company	Mongoose/Offy	200	148.529	30,365
6	26	59	Ronnie Duman	Cleaver-Brooks	Brabham/Offy	200	148.232	19,205
7	23	98	R Bill Vukovich II	Wagner-Lockheed	Shrike/Offy	198	Running	18,520
8	27	90	R Mike Mosley	Zecol-Lubaid	Eagle/Offy	197	Running	17,490
9	31	94	R Sam Sessions	Valvoline	Finley/Offy	197	Running	15,730
10	25	6	Bobby Grim	Gene White Company	Mongoose/Offy	196	Running	15,170
11	24	16	Bob Veith	Thermo-King Auto	Air Conditioning	196	Running	14,510
12	1	60	Joe Leonard	STP Oil Treatment	Lotus/Pratt & Whitney	191	Fuel shaft	37,520
13	11	20	Art Pollard	STP Oil Treatment	Lotus/Pratt & Whitney	188	Fuel shaft	12,950
14	13	82	Jim McElreath	Jim Greer	Coyote/Ford	179	Stalled	12,910
15	28	84	Carl Williams	Sheraton-Thompson	Coyote/Ford	163	Accident	14,255
16	18	10	Bud Tingelstad	Federal Engineering	Gerhardt/Ford	158	Oil pressure	12,670
17	12	54	Wally Dallenbach	Valvoline	Finley/Offy	146	Engine failure	11,530
18	21	18	Johnny Rutherford	City of Seattle	Eagle/Ford	125	Collision	11,585
19	2	70	W Graham Hill	STP Oil Treatment	Lotus/Pratt & Whitney	110	Accident	13,810
20	8	1	W A.J. Foyt	Sheraton-Thompson	Coyote/Ford	86	Rear end	11,130
21	19	45	R Ronnie Bucknum	Weinberger Homes	Eagle/Ford	76	Fuel leak	10,970
22	14	27	R Jim Malloy	Jim Robbins Co.	Vollstedt/Ford	64	Rear end	10,130
23	15	78	Jerry Grant	Bardahl Eagle	Eagle/Ford	50	Oil leak	9,760
24	22	11	R Gary Bettenhausen	Thermo-King Auto	Air Conditioning	43	Damage	9,860
25	32	21	Arnie Knepper	Bryant Heating & Cooling	Vollstedt/Ford	42	Hit wheel	9,760
26	6	24	Al Unser	Retzlloff Chemical	Lola/Ford	40	Accident	10,120
27	9	4	Gordon Johncock	Gilmore Broadcasting	Gerhardt/Offy	37	Rear end	9,480
28	33	64	Larry Dickson*	Overseas National Airways	Hawk II/Ford	24	Piston	9,160
29	7	8	Roger McCluskey	G.C. Murphy	Eagle/Offy	16	Oil filter	9,460
30	30	56	Jim Hurtubise	Pepsi-Frito Lay	Mallard/Offy	9	Piston	9,330
31	29	29	George Snider	Vel's Parnelli Jones	Mongoose/Ford	9	Oil leak	9,470
32	16	35	Jochen Rindt	Repco-Brabham	Brabham/Repco-Brabham	5	Piston	9,830
33	4	2	Mario Andretti	Overseas National Airways	Hawk III/Ford	2	Piston	9,960
							Total Purse	\$708,460



Time of Race: 3:16:13.76 **Average Speed:** 152.882 mph

Margin of Victory: 53.81 sec.

Pole: #60 Joe Leonard (171.559, 3:29.84)

Fastest Race Lap: #25 Lloyd Ruby (Race Lap 94, 168.666 mph, 53.36 sec.)

Winning Car Owner: Leader Cards, Inc.

Winning Chief Mechanic: Jud Phillips **Winning Tire:** Goodyear

Rookie of the Year: Bill Vukovich II

Legend: R=Indianapolis 500 Mile Race Rookie; W=Indianapolis 500 Mile Race Former Winner; *=Had Relief Help

Lap Leaders: Leonard 1-7, B. Unser 8-56, Ruby 57-89, B. Unser 90-112, Leonard 113-119, B. Unser 120-165, Ruby 166-174, Leonard 175-191, B. Unser 192-200.

Lap Leader Summary: B. Unser 4 times for 127 laps, Ruby 2-42, Leonard 3-31.

Led Changes: 8 among 3 drivers.

Official Box Score 53rd Indianapolis 500 Mile Race at the Indianapolis Motor Speedway

• Friday, May 30, 1969 •

Car							Total Prize Money	
FP	SP	No.	Driver	Car Name	Chassis/Engine	Laps	Status	
1	2	2	Mario Andretti	STP Oil Treatment	Hawk III/Ford	200	156.867	\$206,727
2	10	48	Dan Gurney	Olsonite	Eagle/Weslake-Ford	200	155.337	67,732
3	3	1	W Bobby Unser	Bardahl	Lola/Offy	200	154.090	45,647
4	24	9	Mel Kenyon	Krohne Grain Transport	Gerhardt/Offy	200	152.177	30,612
5	33	92	R Peter Revson	Repco-Brabham	Brabham/Repco	197	Running	25,722
6	11	44	Joe Leonard	City of Daytona Beach	Eagle/Ford	193	Running	21,602
7	4	66	R Mark Donohue	Sunoco-Simoniz	Lola/Offy	190	Running	21,512
8	1	6	W A.J. Foyt	Krohne-Thompson	Coyote/Ford	181	Running	50,252
9	31	21	Larry Dickson	Bryant Heating & Cooling	Vollstedt/Ford	180	Running	17,426
10	32	97	Bobby Johns	Wagner-Lockheed	Shrike/Offy	171	Running	19,841
11	13	10	Jim Malloy	Jim Robbins Co.	Vollstedt/Offy	165	Running	17,358
12	23	11	Sam Sessions	Valvoline	Finley/Offy	163	Running	15,846
13	22	90	Mike Mosley	Zecol-Lubaid	Eagle/Offy	162	Piston	14,755
14	6	82	Roger McCluskey	G.C. Murphy	Coyote/Ford	157	Split header	15,493
15	18	15	Bud Tingelstad	Vel's Parnelli Jones	Lola/Offy	155	Engine	13,894
16	15	84	George Snider	Sheraton-Thompson	Coyote/Ford	152	Running	14,016
17	14	59	R Sonny Ates	Krohne Grain Transport	Brabham/Offy	146	Magneto	13,609
18	25	42	Denis Hulme	Olsonite Eagle	Eagle/Ford	145	Clutch	12,823
19	5	12	Gordon Johncock	Gilmore Broadcasting	Gerhardt/Offy	137	Piston	13,585
20	20	4	Lloyd Ruby	Wynn's Spitfire	Mongoose/Offy	105	Fuel hose	13,864
21	19	22	Wally Dallenbach	Sprite	Eagle/Offy	82	Clutch	12,991
22	21	29	Arnie Knepper	M.V.S.	Cecil/Ford	82	Accident	12,189
23	8	67	Lee Roy Yarbrough	Jim Robbins Co.	Vollstedt/Ford	65	Split header	12,258
24	29	95	Jack Brabham	Repco-Brabham	Brabham/Repco	58	Ignition	11,725
25	30	57	Carl Williams	STP Gas Treatment	Gerhardt/Offy	50	Clutch	11,809
26	9	8	Gary Bettenhausen	Thermo-King Auto Air Conditioner	Gerhardt/Offy	35	Piston	11,541
27	27	62	R George Follmer	Retzloff Chemical	Gilbert/Ford	26	Engine failure	11,994
28	7	38	Jim McElreath	Jack Adams Airplanes	Hawk II/Offy	24	Engine fire	11,768
29	17	36	Johnny Rutherford	Patrick Petroleum	Eagle/Offy	24	Oil tank	10,963
30	16	45	Ronnie Bucknum	Weinberger Homes	Eagle/Offy	16	Piston	10,929
31	12	40	Art Pollard	STP Oil Treatment	Lotus/Offy	7	Drive line	10,816
32	26	98	Bill Vukovich II	Wagner Lockheed	Mongoose/Offy	1	Rod	11,974
33	28	16	R Bruce Walkup	Thermo-King Auto Air Conditioner	Gerhardt/Offy	0	Transmission	11,353
							Total Purse	\$804,626



MARIO ANDRETTI
B-2/28/1940

Time of Race: 3:11:14.71 **Average Speed:** 156.867 mph

Margin of Victory: 1:53.02

Pole: #6 A.J. Foyt (170.568, 3:31.06)

Fastest Race Lap: #82 Roger McCluskey (Race Lap 20, 166.512 mph, 54.05 sec.)

Winning Car Owner: STP Corporation

Winning Chief Mechanic: Clint Brawner/Jim McGee

Winning Tire: Firestone

Rookie of the Year: Mark Donohue

Legend: R=Indianapolis 500 Mile Race Rookie; W=Indianapolis 500 Mile Race Former Winner

Lap Leaders: Andretti 1-5, Foyt 6-51, Dallenbach 52-58, Foyt 59-78, Ruby 79-86, Andretti 87-102, Ruby 103-105, Andretti 106-200.


Lap Leader Summary: Andretti 3 times for 116 laps, Foyt 2-66, Ruby 2-11, Dallenbach 1-7.

Lead Changes: 7 among 4 drivers.

Official Box Score 54th Indianapolis 500 Mile Race at the Indianapolis Motor Speedway

• Saturday, May 30, 1970 •

Car							Total Prize Money	
FP	SP	No.	Driver	Car Name	Chassis/Engine	Laps	Status	
1	1	2	Al Unser	Johnny Lightning 500	P.J. Colt/Ford	200	155.749	\$271,698
2	5	66	Mark Donohue	Sunoco	Lola/Ford	200	155.317	86,427
3	11	48	Dan Gurney	Olsonite Eagle	Eagle/Offy	200	153.201	58,977
4	23	83	R Donnie Allison	Greer	Eagle/Ford	200	152.777	36,002
5	33	14	Jim McElreath	Sheraton-Thompson	Coyote/Ford	200	152.182	32,577
6	8	1	W Mario Andretti	STP Oil Treatment	McNamara/Ford	199	Running	28,202
7	29	89	Jerry Grant	Nelson Iron Works	Eagle/Offy	198	Running	26,977
8	15	38	R Rick Muther	The Tony Express	Hawk II/Offy	197	Running	25,302
9	19	75	Carl Williams	McLaren	McLaren/Offy	197	Running	22,352
10	3	7	W A.J. Foyt	Sheraton-Thompson	Coyote/Ford	195	Running	24,902
11	7	3	W Bobby Unser	Wagner-Lockheed	Eagle/Ford	192	Running	20,552
12	32	67	Sam Sessions	Jim Robbins Co.	Vollstedt/Ford	190	Running	19,752
13	26	32	Jack Brabham	Gilmore Broadcasting- Brabham	Brabham/Offy	175	Piston	20,227
14	31	44	R Dick Simon	Bryant Heating & Cooling	Vollstedt/Ford	168	Running	18,427
15	27	19	Ronnie Bucknum	M.V.S.	Morris/Ford	162	Accident	18,602
16	22	23	Mel Kenyon*	Sprite	Coyote/Offy	160	Accident	17,552
17	24	22	Wally Dallenbach	Sprite	Eagle/Ford	143	Coil	17,077
18	2	18	Johnny Rutherford	Patrick Petroleum	Eagle/Offy	135	Header	18,327
19	13	27	Lee Roy Yarbrough	Jim Robbins Co.	Vollstedt/Ford	107	Turbo gear	16,302
20	10	84	George Snider	Greer	Coyote/Ford	105	Suspension	16,002
21	12	9	Mike Mosley	G.C. Murphy	Eagle/Offy	96	Radiator	15,627
22	16	73	Peter Revson	McLaren	McLaren/Offy	87	Magneto	16,627
23	30	58	Bill Vukovich II	Sugaripe Prune	Brabham/Offy	78	Clutch	15,252
24	18	15	Joe Leonard	Johnny Lightning 500	P.J. Colt/Ford	73	Ignition switch	15,452
25	4	11	Roger McCluskey	Quickick	Scorpion/Ford	62	Suspension	15,727
26	20	16	Gary Bettenhausen	Thermo-King Auto Air Conditioner	Gerhardt/Offy	55	Valve	14,677
27	25	25	Lloyd Ruby	Daniels Cablevision	Mongoose/Offy	54	Drive gear	17,252
28	17	5	Gordon Johncock	Gilmore Broadcasting	Gerhardt/Ford	45	Piston	14,902
29	14	97	Bruce Walkup	Wynn's Spit-Fire	Mongoose/Offy	44	Timing gear	13,927
30	6	10	Art Pollard	Art Pollard Car Wash Systems	Kingfish/Offy	28	Piston	14,427
31	21	20	George Follmer	STP Oil Treatment	Hawk III/Ford	18	Oil gasket	14,002
32	28	93	R Greg Weld	Art Pollard Car Wash Systems	Gerhardt/Offy	12	Piston	14,102
33	9	31	Jim Malloy	Stearns Mfg. Transi-Trend	Gerhardt/Offy	0	Accident	13,677
							Other Awards	\$8,115
							Total Purse	\$1,000,002



AL UNSER
B-5/29/1939

Time of Race: 3:12:37.04 **Average Speed:** 155.749 mph

Margin of Victory: 32.19 sec.

Pole: #2 Al Unser (170.221, 3:31.49)

Fastest Race Lap: #15 Joe Leonard (Race Lap 50, 167.785 mph, 53.64 sec.)

Winning Car Owner: Vel's Parnelli Jones Ford

Winning Chief Mechanic: George Bignotti

Winning Tire: Firestone

Rookie of the Year: Donnie Allison

Legend: R=Indianapolis 500 Mile Race Rookie; W=Indianapolis 500 Mile Race Former Winner; *=Had Relief Help

Lap Leaders: A. Unser 1-48, Foyt 49, Ruby 50-51, Donohue 52, Brabham 53, A. Unser 54-100, Foyt 101, Donohue 102-105, A. Unser 106-200.


Lap Leader Summary: A. Unser 3 times for 190 laps, Donohue 2-5, Foyt 2-2, Ruby 1-2, Brabham 1-1.

Lead Changes: 8 among 5 drivers.

Official Box Score 55th Indianapolis 500 Mile Race at the Indianapolis Motor Speedway

• Saturday, May 29, 1971 •

						Total Prize Money		
FP	SP	Car No.	Driver	Car Name	Chassis/Engine	Laps	Status	
1	5	1	W Al Unser	Johnny Lightning	P.J. Colt/Ford	200	157.735	\$238,454
2	1	86	Peter Revson	McLaren	McLaren/Offy	200	157.419	103,198
3	6	9	W A.J. Foyt	ITT Thompson	Coyote/Ford	200	156.069	64,753
4	10	42	Jim Malloy	Olsonite Eagle	Eagle/Offy	200	154.577	38,669
5	11	32	Bill Vukovich II	Sugarripe Prune	Brabham/Offy	200	154.563	32,447
6	20	84	Donnie Allison	Purolator	Coyote/Ford	199	Running	30,093
7	17	58	Bud Tingelstad	Sugarripe Prune	Brabham/Offy	198	Running	28,206
8	28	43	R Denny Zimmerman	Fiore Racing	Vollstedt/Offy	189	Running	27,658
9	22	6	Roger McCluskey	Sprite	Kuzma/Ford	188	Running	22,980
10	13	16	Gary Bettenhausen	Thermo-King	Gerhardt/Offy	178	Running	24,419
11	7	12	Lloyd Ruby	Utah Stars	Mongoose/Ford	174	Gears	21,866
12	3	2	W Bobby Unser	Olsonite Eagle	Eagle/Offy	164	Accident	24,842
13	19	4	Mike Mosley	G.C. Murphy	Eagle Watson/Ford	159	Accident	20,345
14	33	44	Dick Simon	Travelodge Sleeper	Vollstedt/Ford	151	Running	18,870
15	29	41	George Follmer	Grant King Racers	Kingfish/Offy	147	Piston	18,281
16	14	21	Cale Yarborough	Gene White Firestone	Mongoose/Ford	140	Cam cover	17,370
17	4	85	Denis Hulme	McLaren	McLaren/Offy	137	Valve	17,887
18	24	18	Johnny Rutherford	Patrick Petroleum	Eagle/Offy	128	Running	16,682
19	8	15	Joe Leonard	Samsonite	P.J. Colt/Ford	123	Turbocharger	19,906
20	16	68	R David Hobbs	Penske Products	Lola/Ford	107	Accident	16,009
21	18	38	Rick Muther	Arkansas Aviation	Hawk II/Offy	85	Accident	16,190
22	32	99	Bob Harkey	Joe Hunt Magneto	Gerhardt/Offy	77	Gears	15,399
23	15	95	R Bentley Warren	Classic Wax	Eagle/Offy	76	Gears	14,486
24	23	22	Wally Dallenbach	Sprite	Kuzma/Offy	69	Valve	14,602
25	2	66	Mark Donohue	Sunoco	McLaren/Offy	66	Gears	26,697
26	31	64	Art Pollard	Gilmore Broadcasting	Scorpion/Ford	45	Valve	14,770
27	25	98	Sam Sessions	Wynn's Kwik-Kool	Lola/Ford	43	Valve	13,721
28	26	45	Larry Dickson	Grant King Racers	Kingfish/Offy	33	Engine failure	13,600
29	12	7	Gordon Johncock	Norris Industries	McLaren/Ford	11	Accident	13,458
30	9	5	W Mario Andretti	STP Oil Treatment	McNamara/Ford	11	Accident	13,245
31	27	20	R Steve Krisloff	STP Gas Treatment	McNamara/Ford	10	Oil-Spun out	13,260
32	30	23	Mel Kenyon	Sprite	Kuzma/Ford	10	Accident	14,153
33	21	80	George Snider	G.C. Murphy	Eagle/Offy	6	Stalled	13,974
Total Purse								\$1,000,490



AL UNSER
B-5/29/1939

Time of Race: 3:10:11.56 **Average Speed:** 157.735 mph **Margin of Victory:** 22.48 sec.

Pole: #86 Peter Revson (178.696, 3:21.46)

Fastest Race Lap: #66 Mark Donohue (Race Lap 66, 174.961 mph, 51.44 sec.)

Winning Car Owner: Vel's Parnelli Jones Ford

Winning Chief Mechanic: George Bignotti

Winning Tire: Firestone

Rookie of the Year: Denny Zimmerman

Legend: R=Indianapolis 500 Mile Race Rookie; W=Indianapolis 500 Mile Race Former Winner

Lap Leaders: Donohue 1-50, Leonard 51-52, B. Unser 53-64, Donohue 65-66,

A. Unser 67-72, Leonard 73-82, A. Unser 83-87, Leonard 88-94, A. Unser 95-98,
Ruby 99-101, B. Unser 102-110, A. Unser 111-115, Leonard 116-117, A. Unser 118-200.

Lap Leader Summary: A. Unser 5 times for 103 laps, Donohue 2-52, Leonard 4-21,
B. Unser 2-21, Ruby 1-3.

Lead Changes: 13 among 5 drivers.

Official Box Score 56th Indianapolis 500 Mile Race at the Indianapolis Motor Speedway

• Saturday, May 27, 1972 •

Car							Total Prize Money	
FP	SP	No.	Driver	Car Name	Chassis/Engine	Laps	Status	
1	3	66	Mark Donohue	Sunoco McLaren	McLaren/Offy	200	162.962	\$218,763
2	19	4	W Al Unser	Viceroy	Parnelli/Offy	200	160.192	95,258
3	6	1	Joe Leonard	Samsonite	Parnelli/Offy	200	159.327	58,793
4	24	52	Sam Sessions	Gene White Firestone	Lola/Ford	200	158.411	39,583
5	7	34	R Sam Posey	Norris Eagle	Eagle/Offy	198	Running	37,411
6	11	5	Lloyd Ruby	Wynn's	Atlanta/Foyt	196	Running	29,557
7	25	60	R Mike Hiss	STP Pylon Windshield Wiper Blade	Eagle/Offy	196	Running	30,814
8	5	9	W Mario Andretti	Viceroy	Parnelli/Offy	194	Out of fuel	24,822
9	31	11	R Jimmy Caruthers	US Armed Forces/Steed	Scorpion/Foyt	194	Running	23,094
10	32	21	Cale Yarborough	Bill Daniels GOP	Atlanta/Foyt	193	Running	22,133
11	21	84	George Snider	ITT-Thompson	Coyote/Foyt	190	Running	23,080
12	15	48	Jerry Grant	Mystery Eagle	Eagle/Offy	188	Penalty	24,156
13	23	44	Dick Simon	TraveLodge Sleeper	Lola/Foyt	186	Out of fuel	19,759
14	4	7	Gary Bettenhausen	Sunoco McLaren	McLaren/Offy	182	Ignition	41,284
15	33	40	Wally Dallenbach	STP Oil Treatment	Lola/Foyt	182	Running	19,645
16	14	89	R John Martin	Un-sponsored	Brabham/Offy	161	Fuel leak	18,084
17	30	37	R Lee Kunzman	Caves Buick Company	Gerhardt/Offy	131	Lost tire	17,901
18	12	23	Mel Kenyon	Gilmore Racing	Coyote/Ford	126	Fuel injection	17,146
19	28	17	Denny Zimmerman	Bryant Heating & Cooling	Coyote/Offy	116	Ignition rotor	17,320
20	26	24	Gordon Johncock	Gulf McLaren	McLaren/Offy	113	Exhaust valve	17,823
21	10	15	Steve Krisiloff	Ayr-Way/Lloyd's	Kingfish/Offy	102	Ignition rotor	15,954
22	29	31	R John Mahler	Harbor Fuel Oil	McLaren/Offy	99	Piston	16,013
23	13	56	Jim Hurtubise	Miller High Life	Coyote/Foyt	94	Penalty	15,350
24	20	14	Roger McCluskey	American Marine Underwriters	Antares/Offy	92	Valve	15,016
25	17	2	W A.J. Foyt	ITT-Thompson	Coyote/Foyt	60	Turbocharger	15,611
26	16	98	Mike Mosley	Vivitar	Eagle/Offy	56	Accident	15,984
27	8	18	Johnny Rutherford	Patrick Petroleum	Brabham/Offy	55	Rod	14,535
28	18	3	Bill Vukovich II	Sugaripe Prune	Eagle/Offy	54	Rear end	14,364
29	22	95	Carl Williams	City of Terre Haute	Eagle/Offy	52	Oil cooler	14,022
30	1	6	W Bobby Unser	Olsonite Eagle	Eagle/Offy	31	Ignition rotor	30,830
31	2	12	Peter Revson	Gulf McLaren	McLaren/Offy	23	Gearbox	15,924
32	9	42	R Swede Savage	Michner Industries	Eagle/Offy	5	Rod	13,767
33	27	33	R Salt Walther	Dayton Disc Brakes	P.J. Colt/Foyt	0	Magneto	14,538
							Total Purse	\$1,008,334



MARK DONOHUE
B-3/18/1937
D-8/19/1975

Time of Race: 3:04:05.54 **Average Speed:** 162.962 mph

Margin of Victory: 3:10.55

Pole: #6 Bobby Unser (195.940, 3:03.73)

Fastest Race Lap: #66 Mark Donohue (Race Lap 150, 187.539 mph, 47.99 sec.)

Winning Car Owner: Roger Penske Enterprises

Winning Chief Mechanic: Karl Kainhofer

Winning Tire: Goodyear

Rookie of the Year: Mike Hiss

Legend: R=Indianapolis 500 Mile Race Rookie; W=Indianapolis 500 Mile Race Former Winner

Lap Leaders: B. Unser 1-30, Bettenhausen 31-53, Mosley 54-56, Bettenhausen 57-161, Grant 162-165, Bettenhausen 166-175, Grant 176-187, Donohue 188-200.

Lap Leader Summary: Bettenhausen 3 times for 138 laps, B. Unser 1-30, Grant 2-16, Donohue 1-13, Mosley 1-3.

Lead Changes: 7 among 5 drivers.

Official Box Score 57th Indianapolis 500 Mile Race at the Indianapolis Motor Speedway

• *Wednesday, May 30, 1973* •

FP	SP	Car No.	Driver	Car Name	Chassis/Engine	Laps	Status	Total Prize Money
1	11	20	Gordon Johncock	STP Double Oil Filter	Eagle/Offy	133	159.036	\$236,023
2	16	2	Bill Vukovich II	Sugarripe Prune	Eagle/Offy	133	157.262	97,513
3	14	3	Roger McCluskey	Lindsey Hopkins Buick	McLaren/Offy	131	Running	60,753
4	19	19	Mel Kenyon	Atlanta Falcons	Eagle/Foyt	131	Running	34,488
5	5	5	Gary Bettenhausen	Sunoco DX	McLaren/Offy	130	Running	37,966
6	7	24	Steve Krisiloff	Elliott-Norton Spirit	Kingfish/Offy	129	Running	30,862
7	25	16	Lee Kunzman	Ayr-Way/Lloyd's	Eagle/Offy	127	Running	26,350
8	24	89	John Martin	Un-sponsored	McLaren/Offy	124	Running	25,377
9	1	7	Johnny Rutherford	Gulf McLaren	McLaren/Offy	124	Running	29,904
10	21	98	Mike Mosley	Lodestar	Eagle/Offy	120	Rod bolt	23,675
11	22	73	David Hobbs	Carling Black Label	Eagle/Offy	107	Running	20,935
12	30	84	George Snider*	Gilmore Racing Team	Coyote/Foyt	101	Gearbox	21,511
13	2	8	W Bobby Unser	Olsonite	Eagle/Offy	100	Blown engine	30,264
14	27	44	Dick Simon	TraveLodge	Eagle/Foyt	100	Piston	19,489
15	3	66	W Mark Donohue	Sunoco DX	Eagle/Offy	92	Piston	19,950
16	13	60	R Graham McRae	STP Gas Treatment	Eagle/Offy	91	Header	19,039
17	26	6	Mike Hiss	Thermo-King	Eagle/Offy	91	Drive train	18,156
18	29	1	Joe Leonard	Samsonite	Parnelli/Offy	91	Hub bearing	17,301
19	18	48	Jerry Grant	Olsonite	Eagle/Offy	77	Blown engine	16,675
20	8	4	W Al Unser	Viceroy	Parnelli/Offy	75	Piston	20,628
21	9	21	Jimmy Caruthers	Cobre	Eagle/Offy	73	Suspension	16,009
22	4	40	Swede Savage	STP Oil Treatment	Eagle/Offy	57	Accident	19,368
23	33	35	Jim McElreath	Norris Eagle	Eagle/Offy	54	Blown engine	15,655
24	20	62	Wally Dallenbach	Olsonite	Eagle/Offy	48	Broken rod	14,971
25	23	14	W A.J. Foyt	Gilmore Racing Team	Coyote/Foyt	37	Rod bolt	14,716
26	28	30	R Jerry Karl	Oriente Express	Eagle/Chevrolet	22	Running	17,689
27	15	18	Lloyd Ruby	Commander Motor Homes	Eagle/Offy	21	Piston	14,290
28	32	9	Sam Sessions	M.V.S.	Eagle/Foyt	17	Out of oil	14,719
29	31	28	Bob Harkey	Bryant Heating & Cooling	Kenyon-Eagle/Foyt	12	Seized engine	14,777
30	6	11	W Mario Andretti	Viceroy	Parnelli/Offy	4	Piston	14,564
31	10	15	Peter Revson	Gulf McLaren	McLaren/Offy	3	Accident	13,779
32	12	12	R Bobby Allison	Sunoco DX	McLaren/Offy	1	Rod	13,722
33	17	77	Salt Walther	Dayton-Walther	McLaren/Offy	0	Accident	13,963
Total Purse								\$1,005,081



Time of Race: 2:05:26.59 **Average Speed:** 159.036 mph

Margin of Victory: Under Caution

Pole: #7 Johnny Rutherford (198.413, 3:01.44)

Fastest Race Lap: #3 Roger McCluskey (Race Lap 55, 186.916 mph, 48.15 sec.)

Winning Car Owner: Patrick Racing

Team Winning Chief Mechanic: George Bignotti **Winning Tire:** Goodyear

Rookie of the Year: Graham McRae

Legend: R=Indianapolis 500 Mile Race Rookie; W=Indianapolis 500 Mile Race

Former Winner; *=Had Relief Help Race

Race Notes: Race stopped on May 28 due to Lap 1 accident; rain further delayed race until May 30.

Lap Leaders: B. Unser 1-39, Johncock 40-42, Savage 43-54, A. Unser 55-72, Johncock 73-133.

Lap Leader Summary: Johncock 2 times for 64 laps, B. Unser 1-39, A. Unser 1-18, Savage 1-12.

Lead Changes: 4 among 4 drivers.

Official Box Score 58th Indianapolis 500 Mile Race at the Indianapolis Motor Speedway

● Sunday, May 26, 1974 ●

Car							Total Prize Money	
FP	SP	No.	Driver	Car Name	Chassis/Engine	Laps	Status	
1	25	3	Johnny Rutherford	McLaren	McLaren/Offy	200	158.589	\$245,032
2	7	48	W Bobby Unser	Olsonite Eagle	Eagle/Offy	200	158.278	99,504
3	16	4	Bill Vukovich II	Sugaripe Prune	Eagle/Offy	199	Running	63,811
4	4	20	W Gordon Johncock	STP Double Oil Filter	Eagle/Offy	198	Running	37,079
5	9	73	David Hobbs	Carling Black Label	McLaren/Offy	196	Running	32,074
6	30	45	Jim McElreath	Thermo-King	Eagle/Offy	194	Running	27,970
7	21	11	R Pancho Carter	Cobre Firestone	Eagle/Offy	191	Running	27,758
8	31	79	Bob Harkey	Peru Circus	Kenyon/Foyt	189	Running	23,985
9	18	9	Lloyd Ruby	Unlimited Racing	Eagle/Offy	187	Out of fuel	23,182
10	17	55	Jerry Grant	Cobre Firestone	Eagle/Offy	175	Running	22,016
11	22	89	John Martin	Sea Snack Shrimp Cocktail	McLaren/Offy	169	Running	21,393
12	23	27	R Tom Bigelow	Bryant Heating & Cooling	Vollstedt/Offy	166	Running	20,769
13	20	18	R Bill Simpson	American Kids Racer	Eagle/Offy	163	Piston	19,922
14	3	68	Mike Hiss	Norton Spirit	McLaren/Offy	158	Running	21,697
15	1	14	W A.J. Foyt	Gilmore Racing Team	Coyote/Foyt	142	Oil fitting	38,674
16	27	1	Roger McCluskey	English Leather	Riley/Offy	141	Rear end	19,097
17	14	77	Salt Walther	Dayton-Walther	McLaren/Offy	141	Piston	18,197
18	26	15	W Al Unser	Viceroy	Eagle/Offy	131	Valve	17,492
19	19	42	Jerry Karl	Ayr-Way/Lloyd's	Eagle/Offy	115	Accident	17,333
20	8	24	R Tom Sneva	Raymond Companies	Kingfish/Offy	94	Drive gear	19,136
21	32	51	R Jan Opperman	Viceroy Parnelli	Parnelli/Offy	85	Spun out	15,617
22	15	60	Steve Krisiloff	STP Gas Treatment	Eagle/Offy	72	Clutch	16,026
23	12	21	Jimmy Caruthers	Cobre Firestone	Eagle/Offy	64	Gearbox	16,063
24	33	59	R Larry Cannon	American Financial Corp.	Eagle/Offy	49	Differential	15,429
25	28	56	Jim Hurtubise	Miller High Life	Eagle/Offy	31	Blown engine	15,324
26	29	94	R Johnny Parsons	Vatis	Finley/Offy	18	Turbocharger	14,497
27	24	61	Rick Muther	Eisenhour/Brayton	Coyote/Foyt	11	Piston	14,748
28	13	82	George Snider	Gilmore Racing Team	Atlanta/Foyt	7	Valve	14,027
29	6	98	Mike Mosley	Lodestar	Eagle/Offy	6	Blown engine	16,435
30	2	40	Wally Dallenbach	STP Oil Treatment	Eagle/Offy	3	Piston	16,222
31	5	5	W Mario Andretti	Viceroy	Eagle/Offy	2	Valve	15,587
32	11	8	Gary Bettenhausen	Score	McLaren/Offy	2	Valve	14,230
33	10	44	Dick Simon	TraveLodge	Eagle/Foyt	1	Valve	14,551
Total Purse								\$1,014,877



JOHNNY RUTHERFORD
B-3/12/1938

Time of Race: 3:09:10.06 **Average Speed:** 158.589 mph

Margin of Victory: 22.32 sec.

Pole: #14 A.J. Foyt (191.632, 3:07.86)

Fastest Race Lap: #40 Wally Dallenbach (Race Lap 2, 191.408 mph, 47.02 sec.)

Winning Car Owner: McLaren Cars, Ltd.

Winning Chief Mechanic: Denis Daviss **Winning Tire:** Goodyear

Rookie of the Year: Pancho Carter

Legend: R=Indianapolis 500 Mile Race Rookie; W=Indianapolis 500 Mile Race Former Winner

Lap Leaders: Dallenbach 1-2, Foyt 3-24, B. Unser 25-26, Foyt 27-49, B. Unser 50-52, Foyt 53-64, Rutherford 65-125, Foyt 126-135, Rutherford 136-137, Foyt 138-140, Rutherford 141-175, B. Unser 176, Rutherford 177-200.


Lap Leader Summary: Rutherford 4 times for 122 laps, Foyt 5-70, B. Unser 3-6, Dallenbach 1-2.

Lead Changes: 12 among 4 drivers.

Official Box Score 59th Indianapolis 500 Mile Race at the Indianapolis Motor Speedway

● *Sunday, May 25, 1975* ●

FP	SP	Car No.	Driver	Car Name	Chassis/Engine	Laps	Status	Total Prize Money
1	3	48	W Bobby Unser	Jorgensen Eagle	Eagle/Offy	174	149.213	\$214,032
2	7	2	W Johnny Rutherford	Gatorade	McLaren/Offy	174	148.308	97,886
3	1	14	W A.J. Foyt	Gilmore Racing Team	Coyote/Foyt	174	147.684	74,677
4	18	11	Pancho Carter	Cobre Tire	Eagle/Offy	169	Running	33,424
5	22	15	Roger McCluskey	Silver Floss	Riley/Offy	167	Running	31,002
6	8	6	Bill Vukovich II	Cobre Tire	Eagle/Offy	166	Running	28,473
7	15	83	R Bill Puterbaugh	McNamara-D.I.A.	Eagle/Offy	165	Running	28,786
8	24	97	George Snider	Leader Card Lodestar	Eagle/Offy	165	Running	24,688
9	21	40	Wally Dallenbach	Sinmast Wildcat	Wildcat/SGD	162	Piston	42,712
10	23	33	Bob Harkey*	Dayton-Walther	McLaren/Offy	162	Running	22,899
11	29	98	Steve Krisloff	Leader Card Lodestar	Eagle/Offy	162	Running	22,796
12	26	19	R Sheldon Kinser	Spirit of Indiana	Kingfish/Offy	161	Running	20,772
13	20	30	Jerry Karl	Jose Johnson	Eagle/Chevrolet	161	Running	19,975
14	10	78	Jimmy Caruthers	Alex Foods	Eagle/Offy	161	Running	19,350
15	19	45	Gary Bettenhausen	Thermo-King	Eagle/Offy	158	Accident	19,811
16	11	4	W Al Unser	Viceroy	Eagle/Offy	157	Rod	18,300
17	25	36	Sam Sessions	Commander Motor Homes	Eagle/Offy	155	Engine	18,117
18	33	17	Tom Bigelow	Bryant Heating & Cooling	Vollstedt/Offy	151	Magneto	18,162
19	12	93	Johnny Parsons	Ayr-Way WNAP Buzzard	Eagle/Offy	140	Transmission	16,936
20	14	73	Jerry Grant	Spirit of Orange County	Eagle/Offy	137	Piston	16,539
21	30	44	Dick Simon	Bruce Cogle Ford	Eagle/Foyt	133	Running	17,070
22	4	68	Tom Sneva	Norton Spirit	McLaren/Offy	125	Accident	17,829
23	17	24	Bentley Warren	THE BOTTOMHALF	Kingfish/Offy	120	Running	15,516
24	32	58	R Eldon Rasmussen	Anacomp-Wild Rose	Ras-Car/Foyt	119	Valve	16,432
25	13	16	Bobby Allison	CAM2 Motor Oil	McLaren/Offy	112	Gearbox	14,827
26	5	12	Mike Mosley	Sugaripe Prune	Eagle/Offy	94	Engine	16,550
27	16	89	John Martin	Un-sponsored	McLaren/Offy	61	Radiator	14,551
28	27	21	W Mario Andretti	Viceroy	Eagle/Offy	49	Accident	15,880
29	31	94	Mike Hiss	Ayr-Way WNAP Buzzard	Finley/Offy	39	Accident	14,538
30	28	63	R Larry McCoy	Shurfine Foods	Ras-Car/Offy	24	Piston	14,925
31	2	20	W Gordon Johncock	Sinmast Wildcat	Wildcat/SGD	11	Ignition	18,120
32	6	7	Lloyd Ruby	Allied Polymer	McLaren/Offy	7	Piston	15,583
33	9	77	Salt Walther	Dayton-Walther	McLaren/Offy	2	Ignition	14,954
Total Purse								\$996,112



Time of Race: 2:54:55.08 **Average Speed:** 149.213 mph

Margin of Victory: Under Caution

Pole: #14 A.J. Foyt (193.976, 3:05.59)

Fastest Race Lap: #20 Gordon Johncock (Race Lap 2, 187.110 mph, 48.10 sec.)

Winning Car Owner: All American Racers

Winning Chief Mechanic: Wayne Leary **Winning Tire:** Goodyear

Rookie of the Year: Bill Puterbaugh

Legend: R=Indianapolis 500 Mile Race Rookie; W=Indianapolis 500 Mile Race

Former Winner; *=Had Relief Help

Race Notes: Race stopped on Lap 174 due to rain.

Lap Leaders: Johncock 1-8, Foyt 9-21, Rutherford 22-23, Allison 24, Foyt 25-58, Dallenbach 59-69, Foyt 70, Dallenbach 71-94, Foyt 95-96, Dallenbach 97-120, Foyt 121-123, B. Unser 124, Dallenbach 125-161, Rutherford 162-164, B. Unser 165-174.

Lap Leader Summary: Dallenbach 4 times for 96 laps, Foyt 5-53, B. Unser 2-11, Johncock 1-8, Rutherford 2-5, Allison 1-1.

Lead Changes: 14 among 6 drivers.

Official Box Score 60th Indianapolis 500 Mile Race at the Indianapolis Motor Speedway

• Sunday, May 30, 1976 •

Car							Total	
FP	SP	No.	Driver	Car Name	Chassis/Engine	Laps	Status	Money
1	1	2	W Johnny Rutherford	Hy-Gain	McLaren/Offy	102	148.725	\$255,321
2	5	14	W A.J. Foyt	Gilmore Racing Team	Coyote/Foyt	102	148.355	103,097
3	2	20	W Gordon Johncock	Sinmast	Wildcat/DGS	102	146.238	67,676
4	7	40	Wally Dallenbach	Sinmast	Wildcat/DGS	101	Running	38,050
5	6	48	Pancho Carter	Jorgensen	Eagle/Offy	101	Running	33,778
6	3	68	Tom Sneva	Norton Spirit	McLaren/Offy	101	Running	30,960
7	4	21	W Al Unser	American Racing	Parnelli/Cosworth	101	Running	27,442
8	19	6	W Mario Andretti	CAM2 Motor Oil	McLaren/Offy	101	Running	28,331
9	22	77	Salt Walther	Dayton-Walther	McLaren/Offy	100	Running	23,728
10	12	3	W Bobby Unser	Cobre Tire	Eagle/Offy	100	Running	23,992
11	30	51	Lloyd Ruby	Fairco Drugs	Eagle/Offy	100	Running	23,039
12	14	93	Johnny Parsons	Ayr-Way/WIRE	Eagle/Offy	98	Running	21,215
13	27	23	George Snider	Hubler Chevrolet	Eagle/Offy	98	Running	20,718
14	32	24	Tom Bigelow	Leader Card Racers	Eagle/Offy	98	Running	20,193
15	11	12	Mike Mosley	Sugaripe Prune	Eagle/Offy	98	Running	20,954
16	33	8	Jan Opperman	Routh Meat Packing	Eagle/Offy	97	Running	18,943
17	10	69	Larry Cannon	American Financial Corp.	Eagle/Offy	97	Running	18,060
18	17	9	R Vern Schuppan	Jorgensen	Eagle/Offy	97	Running	18,605
19	29	97	Sheldon Kinser	THE BOTTOMHALF	Dragon/Offy	97	Running	17,179
20	28	96	Bob Harkey	Dave McIntire Chevy/ Ford Centers	Kingfish/Offy	97	Running	16,782
21	15	98	John Martin	Genesee Beer	Dragon/Offy	96	Running	17,213
22	18	83	Bill Puterbaugh	McNamara Motor Express	Eagle/Offy	96	Running	16,072
23	21	28	R Billy Scott	Spirit of Public Enterprise	Eagle/Offy	96	Running	17,859
24	23	92	Steve Krisloff	1st National City Travelers Checks	Eagle/Offy	95	Running	15,775
25	24	86	R Al Loquasto	Frostie Root Beer	McLaren/Offy	95	Running	15,420
26	26	63	Larry McCoy	Shurfine Foods	Ras-Car/Offy	91	Running	14,993
27	20	73	Jerry Grant	California/Oklahoma	Eagle/AMC	91	Running	15,594
28	8	45	Gary Bettenhausen	Thermo-King	Eagle/Offy	52	Turbocharger	15,623
29	31	33	David Hobbs	Dayton-Walther	McLaren/Offy	10	Water leak	15,281
30	13	7	Roger McCluskey	Hopkins	Lightning/Offy	8	Accident	15,468
31	9	5	Bill Vukovich II	Alex Foods	Eagle/Offy	2	Rod	15,283
32	16	17	Dick Simon	Bryant Heating & Cooling	Vollstedt/Offy	1	Rod	15,926
33	25	19	R Spike Gehlhausen	Spirit of Indiana	McLaren/Offy	0	Oil pressure	14,197
							Total Purse	\$1,032,767



**JOHNNY
RUTHERFORD**
B-3/12/1938

Time of Race: 1:42:52.48 **Average Speed:** 148.725 mph

Margin of Victory: Under Caution

Pole: #2 Johnny Rutherford (188.957, 3:10.52)

Fastest Qualifier: #6 Mario Andretti (189.404, 3:10.07)

Fastest Race Lap: #14 A.J. Foyt (Race Lap 2, 186.027 mph, 48.38 sec.)

Winning Car Owner: Team McLaren, Ltd. **Winning Chief Mechanic:** Denis Daviss

Winning Tire: Goodyear

Rookie of the Year: Vern Schuppan

Legend: R=Indianapolis 500 Mile Race Rookie; W=Indianapolis 500 Mile Race Former Winner

Race Notes: Race stopped on Lap 102 due to rain.

Lap Leaders: Rutherford 1-3, Foyt 4-13, Carter 14-16, Dallenbach 17-19, Johncock 20-37, Sneva 38, Rutherford 39-60, Foyt 61-79, Rutherford 80-102.

Lap Leader Summary: Rutherford 3 times for 48 laps, Foyt 2-29, Johncock 1-18, Carter 1-3, Dallenbach 1-3, Sneva 1-1.

Lead Changes: 8 among 6 drivers.

Caution Laps: 4-6, #17 Simon, stopped; 10-13, #7 McCluskey, accident; 14-16, Debris; 60-64, #93 Parsons, lost wheel; 91-94, #73 Grant, stopped; 101-102, Rain.

Cautions: 6 for 21 laps.

Official Box Score 61st Indianapolis 500 Mile Race at the Indianapolis Motor Speedway

● *Sunday, May 29, 1977* ●

FP	SP	Car No.	Driver	Car Name	Chassis/Engine	Laps	Status	Total Prize Money
1	4	14	W A.J. Foyt	Gilmore Racing Team	Coyote/Foyt	200	161.331	\$259,791
2	1	8	Tom Sneva	Norton Spirit	McLaren/Cosworth	200	160.918	109,947
3	3	21	W Al Unser	American Racing	Parnelli/Cosworth	199	Running	67,232
4	10	40	Wally Dallenbach	STP Oil Treatment	Wildcat/DGS	199	Running	41,192
5	11	60	Johnny Parsons	STP Wildcat	Wildcat/DGS	193	Running	33,170
6	22	24	Tom Bigelow	Thermo-King	Watson/Offy	192	Running	30,466
7	24	65	Lee Kunzman	City of Syracuse	Eagle/Offy	191	Running	29,129
8	18	11	Roger McCluskey	1st National City Travelers Checks	Lightning/Offy	191	Running	27,256
9	25	92	Steve Krisloff	Dave McIntire Chevrolet	Eagle/Offy	191	Running	26,653
10	16	36	R Jerry Sneva	21st Amendment	McLaren/Offy	187	Running	26,617
11	5	20	W Gordon Johncock	STP Double Oil Filter	Wildcat/DGS	184	Crankshaft	45,014
12	28	16	Bill Puterbaugh	Dayton-Walther	Eagle/Offy	170	Valve	22,890
13	32	58	Eldon Rasmussen	Rent-a-Racer, Inc.	Ras-Car/Foyt	168	Running	21,093
14	31	42	John Mahler*	Mergard 20th Century	Eagle/Offy	157	Running	20,668
15	8	48	Pancho Carter	Jorgensen	Eagle/Offy	156	Engine	21,679
16	21	98	Gary Bettenhausen	Agajanian/Evil Knievel	Kingfish/Offy	138	Clutch	19,718
17	23	84	Bill Vukovich II	Gilmore Racing Team	Coyote/Foyt	110	Wing strut	19,885
18	2	6	W Bobby Unser	Cobre Tire/Clayton Dyno-Tune	Lightning/Offy	94	Oil leak	22,130
19	9	5	Mike Mosley	Sugaripe Prune	Lightning/Offy	91	Timing gear	19,154
20	7	25	R Danny Ongais	Interscope Racing	Parnelli/Cosworth	90	Header	21,257
21	33	72	R Bubby Jones	Bruce Cogle Ford	Eagle/Offy	78	Valve	17,388
22	27	29	R Cliff Hucul	Team Canada	McLaren/Offy	72	Gearbox	17,747
23	20	73	Jim McElreath	Carrillo Rods	Eagle/AMC	71	Turbocharger	22,434
24	13	18	George Snider	Melvin Simon Greenwood Center	Wildcat/DGS	65	Valve	16,650
25	14	78	R Bobby Olivero	Alex Foods	Lightning/Offy	57	Piston	17,245
26	6	9	W Mario Andretti	CAM2 Motor Oil	McLaren/Offy	47	Header	17,468
27	19	10	Lloyd Ruby	1st National City Travelers Checks	Lightning/Offy	34	Accident	16,619
28	15	86	Al Loquasto	Frostie Root Beer	McLaren/Offy	28	Magneto	17,448
29	26	27	R Janet Guthrie	Bryant Heating & Cooling	Lightning/Offy	27	Timing gear	16,556
30	29	38	R Clay Regazzoni	Theodore Racing Hong Kong	McLaren/Offy	25	Fuel cell	15,643
31	30	17	Dick Simon	Bryant Heating & Cooling	Vollstedt/Offy	24	Overheating	16,458
32	12	97	Sheldon Kinsler	Genesee Beer	Kingfish/Offy	14	Piston	15,101
33	17	2	W Johnny Rutherford	1st National City Travelers Checks	McLaren/Cosworth	12	Gearbox	19,472
Total Purse								\$1,111,170



A.J. FOYT
B-1/16/1935

Time of Race: 3:05:57.16 **Average Speed:** 161.331 mph **Margin of Victory:** 28.63 sec.

Pole: #8 Tom Sneva (198.884, 3:01.01)

Fastest Race Lap: #25 Danny Ongais (Race Lap 42, 192.678 mph, 46.71 sec.)

Winning Car Owner: A.J. Foyt Enterprises **Winning Chief Mechanic:** A.J. "Tony" Foyt Sr./Jack Starne

Winning Tire: Goodyear **Rookie of the Year:** Jerry Sneva

Legend: R=Indianapolis 500 Mile Race Rookie; W=Indianapolis 500 Mile Race Former Winner;

*=Had Relief Help

Lap Leaders: A. Unser 1-17, Johncock 18-21, Foyt 22-23, Snider 24-25, Vukovich 26, Foyt 27-51, Johncock 52-68, B. Unser 69-70, Johncock 71-93, Sneva 94-96, Johncock 97-179, Foyt 180-182, Johncock 183-184, Foyt 185-200.

Lap Leader Summary: Johncock 5 times for 129 laps, Foyt 4-46, A. Unser 1-17, Sneva 1-3, B. Unser 1-2, Snider 1-2, Vukovich 1-1.

Lead Changes: 13 among 7 drivers.

Caution Laps: 36-44, #10 Ruby, accident; 49-51, #58 Rasmussen, spin; 69-72, #18 Snider, tow-in; 159-160, #48 Carter, tow-in; 163-166, #60 Parsons, tow-in.

Cautions: 5 for 22 laps.

Official Box Score 62nd Indianapolis 500 Mile Race at the Indianapolis Motor Speedway

• Sunday, May 28, 1978 •

Car		Driver	Car Name	Chassis/Engine	Laps	Status	Total
FP	SP No.						Price
1	5 2	W Al Unser	1st National City Travelers Checks	Lola/Cosworth	200	161.363	\$290,364
2	1 1	Tom Sneva	Norton Spirit	Penske/Cosworth	200	161.244	112,704
3	6 20	W Gordon Johncock	North American Van Lines	Wildcat/DGS	199	Running	61,769
4	13 40	Steve Krisiloff	Foreman Industries	Wildcat/DGS	198	Running	39,504
5	7 6	Wally Dallenbach	Sugaripe Prune	McLaren/Cosworth	195	Running	35,632
6	19 48	W Bobby Unser	ARCO Graphite	Eagle/Cosworth	195	Running	29,478
7	20 14	W A.J. Foyt	Gilmore Racing/Citicorp	Coyote/Foyt	191	Running	29,628
8	23 84	George Snider	Gilmore Racing/Citicorp	Coyote/Foyt	191	Running	25,818
9	15 51	Janet Guthrie	Texaco Star	Wildcat/DGS	190	Running	24,115
10	8 16	Johnny Parsons	1st National City Travelers Checks	Lightning/Offy	186	Running	26,129
11	30 35	R Larry Rice	Bryant Heating/WIBC	Lightning/Offy	186	Engine	24,276
12	33 7	W Mario Andretti	Gould Charge	Penske/Cosworth	185	Running	23,252
13	4 4	W Johnny Rutherford	1st National City Travelers Checks	McLaren/Cosworth	180	Running	31,805
14	28 88	Jerry Karl	Machinists Union	McLaren/Offy	176	Running	20,930
15	24 69	R Joe Saldana	Mr. Wize Buys Carpet Shop	Eagle/Offy	173	Running	20,691
16	31 98	Gary Bettenhausen	Oberdorfer	Kingfish/Offy	147	Engine	20,130
17	25 78	Mike Mosley	Alex XLNT Foods	Lightning/Offy	146	Turbocharger	20,247
18	2 25	Danny Ongais	Interscope Racing	Parnelli/Cosworth	145	Blown engine	33,242
19	10 17	Dick Simon	La Machine	Vollstedt/Offy	138	Wheel bearing	18,516
20	26 26	Jim McElreath	Circle City Coal	Eagle/Offy	132	Engine	19,119
21	18 43	Tom Bigelow	Armstrong Mould	Wildcat/DGS	107	Rod	18,000
22	9 80	Larry Dickson	Polak/Stay-On Car Glaze	McLaren/Cosworth	104	Oil pressure	22,659
23	3 71	R Rick Mears	CAM2 Motor Oil	Penske/Cosworth	103	Engine	22,396
24	21 8	Pancho Carter	Budweiser	Lightning/Cosworth	92	Header	20,262
25	11 11	Roger McCluskey	National Engineering Co.	Eagle/AMC	82	Clutch	18,707
26	17 39	John Mahler	Tibon	Eagle/Offy	58	Timing gear	16,330
27	14 22	R Tom Bagley	Kent Oil	Watson/Offy	25	Oil leak	16,281
28	22 77	Salt Walther	Dayton-Walther	McLaren/Cosworth	24	Clutch	16,560
29	16 19	Spike Gehlhausen	Hubler Chevrolet/ WIRE Radio	Eagle/Offy	23	Accident	15,968
30	29 47	R Phil Threshie	Circle City Chevrolet/ Tutweiler Cadillac	Lightning/Offy	22	Oil pressure	15,705
31	32 30	Jerry Sneva	Smock Material Handling	McLaren/Offy	18	Transmission	18,120
32	12 24	Sheldon Kinsler	Thermo-King	Watson/Offy	15	Oil pressure	15,813
33	27 29	Cliff Hucul	Wendy's Hamburgers	McLaren/Offy	4	Oil line	15,534
Total Purse							\$1,139,684



AL UNSER
B-5/29/1939

Time of Race: 3:05:54.99 **Average Speed:** 161.363 mph **Margin of Victory:** 8.09 sec.

Pole: #1 Tom Sneva (202.156, 2:58.08)

Fastest Race Lap: #7 Mario Andretti (Race Lap 75, 193.924 mph, 46.41 sec.)

Winning Car Owner: Chaparral Racing, Ltd **Winning Chief Mechanic:** Hywel Absalom

Winning Tire: Goodyear **Rookie of the Year:** Rick Mears/Larry Rice

Legend: R=Indianapolis 500 Mile Race Rookie; W=Indianapolis 500 Mile Race Former Winner

Lap Leaders: Ongais 1-11, Sneva 12, Ongais 13-25, Krisiloff 26-30, Sneva 31, Ongais 32-75, A. Unser 76-107, Ongais 108-110, A. Unser 111-179, Sneva 180, A. Unser 181-200.

Lap Leader Summary: A. Unser 3 times for 121 laps, Ongais 4-71, Krisiloff 1-5, Sneva 3-3.

Lead Changes: 10 among 4 drivers.


Caution Laps: 2-4, #24 Kinsler, tow-in; 9-11, #24 Kinsler, tow-in; 26-31, #19 Gelhausen, accident T2; 48-51, Debris; 84-85, Debris; 114-118, #71 Mears, #43 Bigelow, tow-in.

Cautions: 6 for 23 laps.

Official Box Score 63rd Indianapolis 500 Mile Race at the Indianapolis Motor Speedway

● *Sunday, May 27, 1979* ●

Car		Driver	Car Name	Chassis/Engine	Laps	Status	Total Prize Money	
FP	SP No.							
1	1	9	Rick Mears	The Gould Charge	Penske/Cosworth	200	158.899	\$270,401
2	6	14	W A.J. Foyt	Gilmore Racing Team	Parnelli/Cosworth	200	158.260	107,291
3	12	36	Mike Mosley	Theodore Racing	Eagle/Cosworth	200	158.228	65,031
4	27	25	Danny Ongais	Interscope Racing	Penske/Cosworth	199	Running	41,197
5	4	12	W Bobby Unser	Norton Spirit	Penske/Cosworth	199	Running	62,319
6	5	3	W Gordon Johncock	North American Van Lines	Penske/Cosworth	197	Running	34,815
7	13	46	R Howdy Holmes	Armstrong Mould/Jiffy Mix	Wildcat/Cosworth	195	Running	38,503
8	34	22	Bill Vukovich II	Hubler/WNDE/Thermo-King	Watson/Offy	194	Running	31,305
9	15	11	Tom Bagley	Dairy Queen/Kent Oil	Penske/Cosworth	193	Running	26,927
10	31	19	Spike Gehlhausen	Sta-On Car Glaze/WIRE	Wildcat/Cosworth	192	Running	26,366
11	28	7	Steve Krisloff	Frosty Acres/Winton Sales	Lightning/Offy	192	Running	25,713
12	16	77	Salt Walther	Dayton-Walther	Penske/Cosworth	191	Running	24,739
13	25	72	Roger McCluskey	National Engineering Co.	McLaren/Cosworth	191	Running	26,392
14	30	44	Tom Bigelow	Armstrong Mould	Lola/Cosworth	190	Running	25,817
15	2	1	Tom Sneva	Sugarripe Prune	McLaren/Cosworth	188	Accident	30,578
16	26	69	Joe Saldana	KBHL/Spirit of Nebraska	Eagle/Offy	186	Running	24,467
17	29	97	Phil Threshie	Guiffre Brothers Crane	King/Chevrolet	172	Running	24,634
18	8	4	W Johnny Rutherford	Budweiser	McLaren/Cosworth	168	Running	30,729
19	23	31	Larry Rice	S&M Electric	Lightning/Offy	142	Accident	21,053
20	17	10	Pancho Carter	Alex XLNT Foods	Lightning/Offy	129	Wheel bearing	21,656
21	22	34	Vern Schuppan	Wysard Motor Co.	Wildcat/DGS	111	Transmission	20,537
22	3	2	W Al Unser	Pennzoil	Chaparral/Cosworth	104	Transmission	39,646
23	33	50	Eldon Rasmussen	Vans by Bivouac/WFMS	Antares/Offy	89	Header pipe	19,433
24	24	80	Larry Dickson	Russ Polak	Penske/Cosworth	86	Fuel pump	19,149
25	32	92	John Mahler	Intercomp/ Sports Magazine	Eagle/Offy	66	Fuel pump	18,894
26	20	17	Dick Simon	Sanyo	Vollstedt/Offy	57	Clutch	19,267
27	7	6	Wallyallenbach	Foreman Industries	Penske/Cosworth	43	Lost wheel	19,768
28	10	24	Sheldon Kinser	Genesee Beer	Watson/Offy	40	Piston	18,297
29	18	29	Cliff Hucul	Hucul Racing	McLaren/Offy	22	Rod	21,605
30	11	89	Lee Kunzman	Vetter Windjammer	Parnelli/Cosworth	18	Scavenger pump	18,042
31	21	73	Jerry Sneva	National Engineering Co.	Spirit/AMC	16	Piston	18,357
32	9	15	Johnny Parsons	Hopkins	Lightning/Offy	16	Piston	18,900
33	35	59	George Snider	KBHL/Spirit of Nebraska	Lightning/Offy	7	Fuel pump	18,921
34	14	45	Janet Guthrie	Texaco Star	Lola/Cosworth	3	Piston	18,121
35	19	23	Jim McElreath	Amax Coal	Penske/Cosworth	0	Valves	18,671
							Total Purse	\$1,267,541



RICK MEARS
B-12/3/1951

Time of Race: 3:08:47.97 **Average Speed:** 158.899 mph

Margin of Victory: 45.69 sec.

Pole: #9 Rick Mears (193.736, 3:05.82)

Fastest Race Lap: #36 Mike Mosley (Race Lap 184, 193.216 mph, 46.58 sec.)

Winning Car Owner: Penske Racing, Inc. **Winning Chief Mechanic:** Darrell Soppe

Winning Tire: Goodyear **Rookie of the Year:** Howdy Holmes

Legend: R=Indianapolis 500 Mile Race Rookie; W=Indianapolis 500 Mile Race Former Winner

Lap Leaders: A. Unser 1-24, Mears 25-27, Foyt 28, A. Unser 29-69, B. Unser 70-73, Mears 74-76, A. Unser 77-96, B. Unser 97-181, Mears 182-200.

Lap Leader Summary: B. Unser 2 times for 89 laps, A. Unser 3-85, Mears 3-25, Foyt 1-1.

Lead Changes: 8 among 4 drivers.


Caution Laps: 28-31, #29 Hucul, stalled; 43-48, #24 Kinser, stalled; 94-98, #80 Dickson, stalled; 103-107, #97 Threshie, stalled; 156-162, #31 Rice, accident T2; 191-195, #1 T. Sneva, accident T4.

Cautions: 6 for 32 laps.

Official Box Score 64th Indianapolis 500 Mile Race at the Indianapolis Motor Speedway

• *Sunday, May 25, 1980* •

Car							Total Prize Money	
FP	SP	No.	Driver	Car Name	Chassis/Engine	Laps	Status	
1	1	4	W Johnny Rutherford	Pennzoil	Chaparral/Cosworth	200	142.862	\$318,820
2	33	9	Tom Sneva	Bon Jour Action Jeans	McLaren/Cosworth	200	142.524	128,945
3	32	46	Gary Bettenhausen	Armstrong Mould	Wildcat/DGS	200	142.485	86,945
4	17	20	W Gordon Johncock	North American Van Lines	Penske/Cosworth	200	142.482	56,495
5	6	1	W Rick Mears	The Gould Charge	Penske/Cosworth	199	Running	45,505
6	8	10	Pancho Carter	Alex XLNT Foods	Penske/Cosworth	199	Running	39,175
7	16	25	Danny Ongais	Interscope/Panasonic	Parnelli/Cosworth	199	Running	37,414
8	31	43	Tom Bigelow	Armstrong Mould/Jiffy Mix	Lola/Cosworth	198	Running	44,707
9	19	21	R Tim Richmond	UNO/Q95 Starcruiser	Penske/Cosworth	197	Out of fuel	43,447
10	23	44	R Greg Leffler	Starcraft R.V.	Lola/Cosworth	197	Running	39,047
11	22	29	R Billy Engelhart	Master Lock	McLaren/Cosworth	193	Running	32,303
12	30	2	Bill Vukovich II	Hubler Chevrolet/WFMS	Watson/Offy	192	Running	31,087
13	18	96	R Don Whittington	Sun System	Penske/Cosworth	178	Running	30,928
14	12	14	W A.J. Foyt	Gilmore Racing Team	Parnelli/Cosworth	173	Valve	29,512
15	21	16	George Snider	Gilmore Racing Team	Parnelli/Cosworth	169	Engine	30,351
16	24	18	R Dennis Firestone	Scientific Drilling Controls	Penske/Cosworth	137	Transmission	28,776
17	5	7	Jerry Sneva	Hugger's Beverage Holders	Lola/Cosworth	130	Accident	30,271
18	25	99	R Hurley Haywood	Sta-On Car Glaze/KISS99/ Guarantee Auto	Lightning/Chevrolet V6	126	Fire	28,273
19	3	11	W Bobby Unser	Norton Spirit	Penske/Cosworth	126	Turbo	37,432
20	2	12	W Mario Andretti	Essex	Penske/Cosworth	71	Engine	33,611
21	28	38	Jerry Karl	Tonco Trailer	McLaren/Chevrolet	64	Clutch	26,747
22	29	8	Dick Simon	Vermont American/Shihouette Spas/Regal 8 Inns	Vollstedt/Offy	58	Lost wheel	26,411
23	10	66	R Roger Rager	Advance Clean Sweep/ Carpenter Bus	Wildcat/Chevrolet	55	Accident	26,503
24	11	23	Jim McElreath	McElreath	Penske/Cosworth	54	Accident	26,323
25	20	70	R Gordon Smiley	Valvoline/Diamond Head Ranch	Phoenix/Cosworth	47	Turbo	26,771
26	7	15	Johnny Parsons	Wynn's	Lightning/Offy	44	Piston	26,597
27	9	5	W Al Unser	Longhorn Racing	Longhorn/Cosworth	33	Cylinder	25,151
28	13	40	Tom Bagley	Kent Oil	Wildcat/Cosworth	29	Pump	25,983
29	4	35	Spike Gehlhausen	Winton Sales	Penske/Cosworth	20	Accident	26,143
30	27	94	R Bill Whittington	Sun System	Parnelli/Cosworth	9	Accident	24,361
31	15	26	R Dick Ferguson	AMS Oil	Penske/Cosworth	9	Accident	26,647
32	26	48	Mike Mosley	Theodore Racing	Eagle/Chevrolet	5	Gasket	24,591
33	14	95	Larry Cannon	Kraco Car Stereo	Wildcat/DGS	2	Camshaft	25,063
							Total Purse	\$1,490,335



Time of Race: 3:29:59.56 **Average Speed:** 142.862 mph **Margin of Victory:** 29.92 sec.

Pole: #4 Johnny Rutherford (192.256, 3:07.25)

Fastest Race Lap: #4 Johnny Rutherford (Race Lap 149, 190.074 mph, 47.35 sec.)

Winning Car Owner: Chaparral Racing, Ltd **Winning Chief Mechanic:** Steve Roby

Winning Tire: Goodyear **Rookie of the Year:** Tim Richmond

Legend: R=Indianapolis 500 Mile Race Rookie; W=Indianapolis 500 Mile Race Former Winner

Lap Leaders: Rutherford 1-15, Rager 16-17, Snider 18, Johncock 19-24, B. Unser 25-30, Johncock 31-35, Carter 36-39, Rutherford 40-46, Andretti 47-56, Carter 57, Rutherford 58-72, Richmond 73, Sneva 74-84, B. Unser 85-103, Rutherford 104-113, Mears 114-116, B. Unser 117, Rutherford 118-142, Sneva 143-147, Rutherford 148-171, Mears 172-178, Rutherford 179-200.

Lap Leader Summary: Rutherford 7 times for 118 laps, B. Unser 3-26, Sneva 2-16, Johncock 2-11, Mears 2-10, Andretti 1-10, Carter 2-5, Rager 1-2, Snider 1-1, Richmond 1-1. **Lead Changes:** 21 among 10 drivers.


Caution Laps: 4-6, #95 Cannon, stopped T1; 10-18, #26 Ferguson, #94 B. Whittington, accident T2; 21-24, #35 Gelhausen, accident T1; 30-33, #40 Bagley, stopped backstretch; 45-49, #15 Parsons, stopped T1; 57-62, #66 Rager, #23 McElreath, accident south short chute; 72-75, #12 Andretti, stopped backstretch; 85-90, #96 D. Whittington spun T4; 118-124, #8 Simon, lost front wheel; 132-137, #7 J. Sneva, accident T1; 142-146, #18 Firestone, stopped backstretch; 157-159, Debris; 177-179, #14 Foyt, stopped T3.

Cautions: 13 for 65 laps.

Official Box Score 65th Indianapolis 500 Mile Race at the Indianapolis Motor Speedway

● *Sunday, May 24, 1981* ●

Car						Total Prize Money		
FP	SP	No.	Driver	Car Name	Chassis/Engine	Laps	Status	Money
1	1	3	W Bobby Unser	Norton Spirit	Penske/Cosworth	200	139.184	\$299,124
2	32	40	W Mario Andretti	STP Oil Treatment	Wildcat/Cosworth	200	139.029	128,974
3	18	33	Vern Schuppan	Red Roof Inns	McLaren/Cosworth	199	Running	87,974
4	12	32	R Kevin Cogan	Jerry O'Connell Racing	Phoenix/Cosworth	197	Running	59,024
5	15	50	R Geoff Brabham	Psachie/Garza/ESSO	Penske/Cosworth	197	Running	55,684
6	23	81	Sheldon Kinser	Sergio Valente Jeans	Longhorn/Cosworth	195	Running	44,754
7	16	16	R Tony Bettenhausen	Provimi Veal	McLaren/Cosworth	195	Running	44,064
8	17	53	Steve Krisloff	Psachie/Garza/ESSO	Penske/Cosworth	194	Running	39,986
9	4	20	W Gordon Johncock	STP Oil Treatment	Wildcat/Cosworth	194	Engine	62,501
10	28	4	Dennis Firestone	Rhoades Aircraft Sales	Wildcat/Cosworth	193	Engine	36,376
11	7	7	R Bill Alsup	AB Dick Pacemaker	Penske/Cosworth	193	Running	35,632
12	25	74	R Michael Chandler	National Engineering Co.	Penske/Cosworth	192	Running	34,116
13	3	14	W A.J. Foyt	Valvoline-Gilmore	Coyote/Cosworth	191	Running	35,795
14	33	84	Tim Richmond	UNO/WTTV/Guarantee Auto	Parnelli/Cosworth	191	Running	33,612
15	31	38	Jerry Karl	Tonco Trailer	McLaren/Chevrolet	189	Running	35,480
16	29	37	R Scott Brayton	Forsythe Industries	Penske/Cosworth	173	Engine	32,176
17	9	88	W Al Unser	Valvoline-Longhorn	Longhorn/Cosworth	166	Running	31,600
18	19	31	Larry Dickson	Machinist Union	Penske/Cosworth	165	Piston	30,652
19	13	35	R Bob Lazier	Montgomery Ward Auto Club	Penske/Cosworth	154	Engine	33,732
20	14	56	Tom Bigelow	Genesee Beer	Penske/Chevrolet	152	Engine	30,140
21	27	90	Bill Whittington	Kraco Car Stereo	March/Cosworth	146	Stalled	31,243
22	8	60	Gordon Smiley	Intermedics	Wildcat/Cosworth	141	Accident	29,240
23	6	55	R Josele Garza	Psachie/Garza/ESSO	Penske/Cosworth	138	Accident	40,282
24	24	79	R Pete Halsmer	Hubler Chevrolet/KISS 99/ Colonial Bread	Penske/Cosworth	123	Accident	30,702
25	20	2	Tom Sneva	Blue Poly	March/Cosworth	96	Clutch	38,000
26	11	8	Gary Bettenhausen	Hopkins	Lightning/Cosworth	69	Rod	27,976
27	21	25	Danny Ongais	Interscope Racing	Interscope/Cosworth	64	Accident	30,380
28	10	5	Pancho Carter	Alex Foods	Penske/Cosworth	63	Compression	27,712
29	30	51	R Tom Klausler	IDS Idea	Schkee/Chevrolet	60	Gearbox	27,972
30	22	6	W Rick Mears	The Gould Charge	Penske/Cosworth	58	Pit fire	28,560
31	26	91	Don Whittington	Whittington Brothers	March/Cosworth	32	Accident	28,743
32	5	1	W Johnny Rutherford	Pennzoil	Chaparral/Cosworth	25	Fuel pump	29,620
33	2	48	Mike Mosley	Pepsi Challenger	Eagle/Chevrolet	16	Radiator	31,392
						Total Purse	\$1,593,218	



Time of Race: 3:35:41.78 **Average Speed:** 139.184 mph **Margin of Victory:** 5.18 sec.

Pole: #3 Bobby Unser (200.546, 2:59.51)

Fastest Qualifier: #2 Tom Sneva (200.691, 2:59.38)

Fastest Race Lap: #20 Gordon Johncock (Race Lap 159, 196.937 mph, 45.70 sec.)

Winning Car Owner: Penske Racing, Inc. **Winning Chief Mechanic:** Laurie Gerrish

Winning Tire: Goodyear **Rookie of the Year:** Josele Garza

Legend: R=Indianapolis 500 Mile Race Rookie; W=Indianapolis 500 Mile Race Former Winner

Lap Leaders: B. Unser 1-21, Rutherford 22-24, Sneva 25, B. Unser 26-32, Sneva 33-56, Mears 57, Smiley 58, B. Unser 59, Ongais 60-63, Johncock 64-91, B. Unser 92-95, Johncock 96, Andretti 97-98, Garza 99-104, Johncock 105-112, B. Unser 113-118, Johncock 119-122, Andretti 123-125, Garza 126-132, Johncock 133-140, B. Unser 141, Andretti 142-148, B. Unser 149-178, Johncock 179-181, B. Unser 182-200. **Lap Leader Summary:** B. Unser 8 times for 89 laps, Johncock 6-52, Sneva 2-25, Garza 2-13, Andretti 3-12, Ongais 1-4, Rutherford 1-3, Mears 1-1, Smiley 1-1.

Lead Changes: 24 among 9 drivers. **Caution Laps:** 5-7, Debris; 26-29, #1 Rutherford, stalled backstretch; 33-43, #91 D. Whittington, accident backstretch; 67-81, #25 Ongais, accident T3; 130-136, #79 Halsmer, accident T3; 140-144, #55 Garza, accident north short chute; 146-151, #60 Smiley, accident T3; 152-156, #90 B. Whittington, stalled backstretch; 162-165, #56 Bigelow, stalled T1; 180-184, #14 Foyt, stalled backstretch; 185-188, Debris. **Cautions:** 11 for 69 laps.

Official Box Score 66th Indianapolis 500 Mile Race at the Indianapolis Motor Speedway

• Sunday, May 30, 1982 •

FP	SP	Car No.	Driver	Car Name	Chassis/Engine	Laps	Status	Total Prize Money
1	5	20	W Gordon Johncock	STP Oil Treatment	Wildcat/Cosworth	200	162.029	\$290,609
2	1	1	W Rick Mears	The Gould Charge	Penske/Cosworth	200	162.026	215,859
3	10	3	Pancho Carter	Alex Foods	March/Cosworth	199	Running	103,559
4	7	7	Tom Sneva	Texaco Star	March/Cosworth	197	Engine	88,309
5	16	10	W Al Unser	Longhorn Racing	Longhorn/Cosworth	197	Running	60,326
6	8	91	Don Whittington	The Simoniz Finish	March/Cosworth	196	Running	57,159
7	24	42	R Jim Hickman	Stroh's March	March/Cosworth	189	Running	59,209
8	12	5	W Johnny Rutherford	Pennzoil	Chaparral/Cosworth	187	Engine	50,329
9	14	28	R Herm Johnson	Menard Cashway Lumber	Eagle/Chevrolet	186	Running	53,454
10	18	30	Howdy Holmes	Domino's Pizza	March/Cosworth	186	Running	48,679
11	17	19	R Bobby Rahal	Red Roof Inns	March/Cosworth	174	Engine	47,989
12	30	8	Gary Bettenhausen	Kracor Car Stereo	Lightning/Cosworth	158	Engine	49,679
13	15	52	R Hector Rebaque	Carta Blanca	March/Cosworth	150	Fire	55,116
14	13	53	R Danny Sullivan	Forsythe-Brown Racing	March/Cosworth	148	Accident	46,889
15	11	12	R Chip Ganassi	First Commercial Corp.	Wildcat/Cosworth	147	Engine	45,819
16	6	94	Bill Whittington	Whittington/ Warner W. Hogdon	March/Cosworth	121	Engine	43,779
17	22	68	Michael Chandler	Freeman Gurney Eagle	Eagle/Chevrolet	104	Gearbox	48,269
18	31	27	Tom Bigelow	H.B.K. Racing	Eagle/Chevrolet	96	Engine	44,289
19	3	14	W A.J. Foyt	Valvoline/Gilmore	March/Cosworth	95	Transmission	71,239
20	25	34	Johnny Parsons	Silhouette Spas/WIFE/ Tombstone Pizza	March/Cosworth	92	Spin	42,919
21	26	35	George Snider	Cobra Tire/Intermedics	March/Cosworth	87	Engine	41,529
22	9	25	Danny Ongais	Interscope Racing	Interscope/Cosworth	62	Accident	41,319
23	28	69	Jerry Sneva	Great American Spirit	March/Cosworth	61	Accident	40,839
24	29	39	R Chet Fillip	Circle Bar Truck Corral	Eagle/Cosworth	60	Accident	40,539
25	32	66	Pete Halsmer	Colonial Bread/Pay Less	Eagle/Chevrolet	38	Transmission	41,269
26	27	16	Tony Bettenhausen	Provimi Veal	March/Cosworth	37	Accident	40,429
27	21	75	Dennis Firestone	B.C.V. Racing	Eagle/Chevrolet	37	Rear end	41,319
28	20	21	Geoff Brabham	Pentax Super	March/Cosworth	12	Engine	42,139
29	33	55	Josele Garza	Schlitz Gusto	March/Cosworth	1	Engine	40,489
30	2	4	Kevin Cogan	Norton Spirit	Penske/Cosworth	0	Accident	44,769
31	4	40	W Mario Andretti	STP Oil Treatment	Wildcat/Cosworth	0	Accident	44,279
32	19	31	R Roger Mears	Machinist's Union	Penske/Cosworth	0	Accident	41,719
33	23	95	R Dale Whittington	Whittington/ Warner W. Hogdon	March/Cosworth	0	Accident	40,356
Total Purse								\$2,064,473



**GORDON
JOHNCOCK**
B-8/25/1936

Time of Race: 3:05:09.14 **Average Speed:** 162.029 mph
Margin of Victory: .16 of a sec. **Pole:** #1 Rick Mears (207.004, 2:53.91)
Fastest Race Lap: #1 Rick Mears (Race Lap 122, 200.535 mph, 44.88 sec.)
Winning Car Owner: Patrick Racing Team
Winning Chief Mechanic: George Huening
Winning Tire: Goodyear **Rookie of the Year:** Jim Hickman
Legend: R=Indianapolis 500 Mile Race Rookie; W=Indianapolis 500 Mile Race Former Winner

Lap Leaders: Foyt 1-22, Johncock 23, Don Whittington 24-25, Ongais 26, Foyt 27-35, Mears 36-41, Sneva 42-59, Mears 60-63, Foyt 64, Mears 65-94, Johncock 95-108, Mears 109-127, Johncock 128, Mears 129-141, Sneva 142-154, Mears 155-159, Johncock 160-200.

Lap Leader Summary: Mears 6 times for 77 laps, Johncock 4-57, Foyt 3-32, Sneva 2-31, Don Whittington 1-2, Ongais 1-1. **Lead Changes:** 16 among 6 drivers.

Caution Laps: Pace Lap-Pace Lap, #4 Cogan, #40 Ma. Andretti, #31 R. Mears, #95 Da. Whittington, accident frontstretch; 40-45, #16 T. Bettenhausen, accident frontstretch; 63-70, #25 Ongais, #69 J. Sneva, accident T2; 96-102, #35 Snider, stalled; 132-135, #94 B. Whittington, tow-in; 138-141, #34 Parsons, stalled T4; 154-158, #53 Sullivan, accident T4.

Cautions: 7 for 35 laps.

Official Box Score 67th Indianapolis 500 Mile Race at the Indianapolis Motor Speedway

• *Sunday, May 29, 1983* •

FP	SP	Car No.	Driver	Car Name	Chassis/Engine	Laps	Status	Total Prize Money
1	4	5	Tom Sneva	Texaco Star	March/Cosworth	200	162.117	\$385,886
2	7	7	W Al Unser	Hertz Penske	Penske/Cosworth	200	161.954	179,086
3	3	2	W Rick Mears	Pennzoil Penske	Penske/Cosworth	200	161.799	135,086
4	26	12	Geoff Brabham	UNO/British Sterling	Penske/Cosworth	199	Running	108,286
5	22	16	Kevin Cogan	Caesar's Palace/Master Mechanic	March/Cosworth	198	Running	73,856
6	12	30	Howdy Holmes	Domino's Pizza	March/Cosworth	198	Running	71,696
7	14	21	Pancho Carter	Alex Foods Pinata	March/Cosworth	197	Running	77,491
8	16	60	Chip Ganassi	Sea Ray Boats	Wildcat/Cosworth	195	Running	60,580
9	29	37	Scott Brayton	SME Cement	March/Cosworth	195	Running	57,085
10	5	19	R Al Unser Jr.	Coors Light Silver Bullet	Eagle/Cosworth	192	Out of fuel	59,110
11	19	56	R Steve Chassey	Genesee Beer Wagon/ Sizzler/WLHN	Eagle/Chevrolet	192	Running	60,982
12	25	72	R Chris Kneifel	Primus/C.F.I.	Primus/Cosworth	191	Running	53,690
13	2	18	Mike Mosley	Kraco Car Stereo	March/Cosworth	169	Accident	61,484
14	10	20	W Gordon Johncock	STP Oil Treatment	Wildcat/Cosworth	163	Gearbox	53,442
15	20	22	Dick Simon	Vermont American	March/Cosworth	161	Running	56,758
16	30	29	Michael Chandler	Agajanian/Mike Curb	Rattlesnake/Cosworth	153	Gearbox	50,610
17	9	10	Tony Bettenhausen	Provimi Veal	March/Cosworth	152	Half shaft	49,998
18	15	94	Bill Whittington	Whittington Brothers	March/Cosworth	144	Gearbox	49,922
19	28	34	R Derek Daly	Wysard Motor Co.	March/Cosworth	126	Engine	48,882
20	6	4	Bobby Rahal	Red Roof Inns	March/Cosworth	110	Radiator	55,378
21	21	25	Danny Ongais	Interscope Racing	March/Cosworth	101	Handling	48,588
22	23	66	Johnny Parsons	Colonial Bread/Arciero	Penske/Cosworth	80	Accident	47,478
23	11	3	W Mario Andretti	Budweiser/Electrolux	Lola/Cosworth	79	Accident	47,082
24	33	90	Dennis Firestone	Simpson Sports	March/Cosworth	77	Oil leak	49,222
25	18	55	Josele Garza	Machinists Union/Silhouette	Penske/Cosworth	64	Oil leak	59,898
26	1	33	R Teo Fabi	Skoal Bandit	March/Cosworth	47	Fuel gasket	84,960
27	27	91	Don Whittington	The Simoniz Finish	March/Cosworth	44	Ignition	45,858
28	8	9	Roger Mears	Machinists Union	Penske/Cosworth	43	Accident	45,642
29	31	43	Steve Krisloff	Armstrong Mould	Lola/Cosworth	42	U-joint	45,462
30	17	35	R Patrick Bedard	Escort Radar Warning	March/Cosworth	25	Accident	45,818
31	24	14	W A.J. Foyt	Valvoline-Gilmore	March/Cosworth	24	Shift linkage	44,888
32	13	1	George Snider	Calumet Farms	March/Cosworth	22	Ignition	45,138
33	32	38	Chet Fillip	Circle Bar Truck Corral	Eagle/Cosworth	11	Black flagged	50,102
Total Purse								\$2,409,444



Time of Race: 3:05:03.06 **Average Speed:** 162.117 mph

Margin of Victory: 11.174 sec. **Pole:** #33 Teo Fabi (207.395, 2:53.58)

Fastest Race Lap: #33 Teo Fabi (Race Lap 3, 197.507 mph, 45.568 sec.)

Winning Car Owner: Bignotti-Cotter, Inc.

Winning Chief Mechanic: George Bignotti

Winning Tire: Goodyear **Rookie of the Year:** Teo Fabi

Legend: R=Indianapolis 500 Mile Race Rookie; W=Indianapolis 500 Mile Race Former Winner

Lap Leaders: Fabi 1-23, Mosley 24, Mears 25-26, A. Unser 27-35, Sneva 36-46, A. Unser 47-52, Rahal 53-66, Sneva 67-73, Rahal 74, A. Unser 75-80, Sneva 81-89, A. Unser 90-108, Sneva 109-143, A. Unser 144-146, Sneva 147-172, A. Unser 173-190, Sneva 191-200.

Lap Leader Summary: Sneva 6 times for 98 laps, A. Unser 6-61, Fabi 1-23, Rahal 2-15, Mears 1-2, Mosley 1-1.

Lead Changes: 16 among 6 drivers.

Caution Laps: 27-32, #35 Bedard, accident T4; 43-51, #9 Ro. Mears, accident T1; 82-90, #3 Andretti, #66 Parsons, accident T1; 156-161, #94 B. Whittington, tow-in; 172-175, #18 Mosley, accident T1.

Cautions: 5 for 34 laps.

Official Box Score 68th Indianapolis 500 Mile Race at the Indianapolis Motor Speedway

• Sunday, May 27, 1984 •

FP	SP	Car No.	Driver	Car Name	Chassis/Engine	Laps	Status	Total Prize Money
1	3	6	W Rick Mears	Pennzoil Z-7	March/Cosworth	200	163.612	\$434,061
2	7	9	R Roberto Guerrero	Master Mechanic Tools	March/Cosworth	198	Running	171,666
3	10	2	W Al Unser	Miller High Life	March/Cosworth	198	Running	117,416
4	16	21	R Al Holbert	CRC Chemical	March/Cosworth	198	Running	106,261
5	4	99	R Michael Andretti	Electrolux/Kraco	March/Cosworth	198	Running	119,231
6	12	14	W A.J. Foyt	Gilmore/Foyt	March/Cosworth	197	Running	79,276
7	18	5	Bobby Rahal	7-Eleven/Red Roof Inns	March/Cosworth	197	Running	74,996
8	9	28	Herm Johnson	3M/Menard Cashway	March/Cosworth	194	Running	73,560
9	11	25	Danny Ongais	Interscope Racing	March/Cosworth	193	Running	68,085
10	24	55	Josele Garza	Schaefer/Machinist's Union	March/Cosworth	193	Running	66,910
11	31	4	George Snider	Calumet Farms	March/Cosworth	193	Running	69,357
12	32	50	Dennis Firestone	Hoosier Transportation	March/Cosworth	186	Running	62,765
13	2	41	Howdy Holmes	Jiffy Mixes	March/Cosworth	185	Running	85,209
14	13	77	R Tom Gloy	Simoniz Finish	March/Cosworth	179	Engine	62,467
15	33	73	Chris Kneifel	Spa*erobics/Living Well	Primus/Cosworth	175	Transmission	61,683
16	1	1	W Tom Sneva	Texaco Star	March/Cosworth	168	CV joint	112,935
17	6	3	W Mario Andretti	Budweiser Lola	Lola/Cosworth	153	Nose cone	72,323
18	26	37	Scott Brayton	Buick Dealers of America	Buick/Buick	150	Transmission	64,397
19	21	10	Pancho Carter	American Dream	March/Cosworth	141	Engine	59,057
20	27	98	Kevin Cogan	Dubonnet/Curb Racing	Eagle/Pontiac	137	Wheel	65,853
21	15	7	Al Unser Jr.	Coors Light Silver Bullet	March/Cosworth	131	Water pump	67,985
22	30	84	W Johnny Rutherford	Gilmore/Greer/Foyt	March/Cosworth	116	Engine	56,453
23	20	22	Dick Simon	Break Free	March/Cosworth	112	In pits	64,057
24	14	33	Teo Fabi	Skoal Bandit	March/Cosworth	104	Fuel system	71,197
25	5	20	W Gordon Johncock	STP Oil Treatment	March/Cosworth	103	Accident	61,373
26	17	16	Tony Bettenhausen	Provimi Veal	March/Cosworth	86	Piston	55,585
27	29	61	Derek Daly	Provimi Veal	March/Cosworth	76	Handling	55,333
28	22	40	Chip Ganassi	Old Milwaukee	March/Cosworth	61	Engine	54,617
29	28	30	Danny Sullivan	Domino's Pizza	Lola/Cosworth	57	Broken wheel	57,937
30	19	35	Patrick Bedard	Escort Radar Warning	March/Buick	55	Accident	56,793
31	25	57	Spike Gehlhausen	Little Kings	March/Cosworth	45	Spun out	54,185
32	23	47	R Emerson Fittipaldi	W.I.T. Promotions	March/Cosworth	37	Oil pressure	53,800
33	8	18	Geoff Brabham	Kraco Car Stereo	March/Cosworth	1	Fuel line	54,077
Total Purse								\$2,790,900



RICK MEARS
B-12/3/1951

Time of Race: 3:03:21.66 **Average Speed:** 163.612 mph

Margin of Victory: Two laps **Pole:** #1 Tom Sneva (210.029, 2:51.405)

Fastest Race Lap: #20 Gordon Johncock (Race Lap 52, 204.815 mph, 43.942 sec.)

Winning Car Owner: Penske Cars, Ltd **Winning Chief Mechanic:** Peter Parrott

Winning Tire: Goodyear

Rookie of the Year: Michael Andretti/Roberto Guerrero

Legend: R=Indianapolis 500 Mile Race Rookie; W=Indianapolis 500 Mile Race Former Winner

Lap Leaders: Mears 1-24, Sneva 25, Ma. Andretti 26-47, Sneva 48-49, Ma. Andretti 50-53, Mears 54-59, Sneva 60, Ma. Andretti 61-63, Fabi 64-70, Ongais 71-73, Fabi 74-80, Sneva 81-82, Unsr Jr. 83-86, Sneva 87-109, Mears 110-141, Sneva 142-143, Mears 144-200.

Lap Leader Summary: Mears 4 times for 119 laps, Sneva 6-31, Ma. Andretti 3-29, Fabi 2-14, Unser Jr. 1-4, Ongais 1-3.

Lead Changes: 16 among 6 drivers.


Caution Laps: 42-52, #57 Gelhausen, accident T1; 58-67, #35 Bedard, accident north short chute; 107-114, #20 Johncock, accident frontstretch; 153-157, #9 Guerrero, spin T2; 163-167, #37 Brayton, tow-in.

Cautions: 5 for 39 laps.

Official Box Score 69th Indianapolis 500 Mile Race at the Indianapolis Motor Speedway

• Sunday, May 26, 1985 •

Car							Total Prize Money	
FP	SP	No.	Driver	Car Name	Chassis/Engine	Laps	Status	Money
1	8	5	Danny Sullivan	Miller American	March/Cosworth	200	152.982	\$517,663
2	4	3	W Mario Andretti	Beatrice Foods	Lola/Cosworth	200	152.950	290,363
3	16	9	Roberto Guerrero	Master Mechanics/True Value	March/Cosworth	200	152.832	157,113
4	7	11	W Al Unser	Hertz	March/Cosworth	199	Running	102,533
5	26	76	Johnny Parsons	Canadian Tire	March/Cosworth	198	Running	98,863
6	30	21	W Johnny Rutherford	Vermont American	March/Cosworth	198	Running	119,583
7	20	61	R Arie Luyendyk	Dutch Treat/Provimi Veal	Lola/Cosworth	198	Running	99,233
8	15	99	Michael Andretti	Electrolux/Kraco	March/Cosworth	196	Running	76,813
9	22	98	R Ed Pimm	Skoal Bandit	Eagle/Cosworth	195	Running	79,463
10	19	33	Howdy Holmes	Jiffy Mixes	Lola/Cosworth	194	Running	88,088
11	32	18	Kevin Cogan	Kraco/Wolff Sun Systems	March/Cosworth	191	Running	73,663
12	31	29	Derek Daly	Kapsreiter Bier	Lola/Cosworth	189	Running	77,963
13	5	40	Emerson Fittipaldi	7-Eleven	March/Cosworth	188	Fuel line	78,163
14	12	12	Bill Whittington	Arciero Wines	March/Cosworth	183	Accident	69,333
15	24	43	R John Paul Jr.	STS/Indianapolis Heliport	March/Cosworth	164	Accident	68,563
16	27	34	R Jim Crawford	Wysard/Canadian Tire	Lola/Cosworth	142	Electrical	72,383
17	17	25	Danny Ongais	Interscope Racing	March/Cosworth	141	Engine	64,913
18	23	23	R Raul Boesel	Break Free	March/Cosworth	134	Radiator	83,633
19	9	7	Geoff Brabham	Coors Light Silver Bullet	March/Cosworth	130	Engine	66,871
20	13	2	W Tom Sneva	Skoal Bandit	Eagle/Cosworth	123	Accident	63,163
21	10	1	W Rick Mears	Pennzoil Z-7	March/Cosworth	122	Linkage	67,333
22	25	84	Chip Ganassi	Calumet Farms	March/Cosworth	121	Fuel line	57,833
23	33	60	R Rich Vogler	Byrd's Kentucky Fried Chicken	March/Cosworth	119	Accident	71,183
24	6	20	Don Whittington	STP Oil Treatment	March/Cosworth	97	Engine	60,683
25	11	30	Al Unser Jr.	Domino's Pizza	Lola/Cosworth	91	Engine	60,133
26	14	22	Dick Simon	Break Free	March/Cosworth	86	Oil pressure	64,833
27	3	10	Bobby Rahal	Budweiser	March/Cosworth	84	Waste gate	83,463
28	21	14	W A.J. Foyt	Copenhagen-Gilmore	March/Cosworth	62	Front wing	53,863
29	29	97	Tony Bettenhausen	Skoal Bandit	Lola/Cosworth	31	Wheel bearing	63,613
30	2	37	Scott Brayton	Hardee's 37	March/Buick	19	Cylinder wall	86,863
31	18	55	Josele Garza	Schaefer/Machinists	March/Cosworth	15	Engine	59,083
32	28	44	George Snider	A.J. Foyt Chevrolet	March/Chevrolet	13	Engine	53,263
33	1	6	Pancho Carter	Valvoline Buick	March/Buick	6	Oil pump	121,533
							Total Purse	\$3,252,042



DANNY SULLIVAN
B-3/9/1950

Time of Race: 3:16:06.06 **Average Speed:** 152.982 mph

Margin of Victory: 2.477 sec. **Pole:** #6 Pancho Carter (212.583, 2:49.346)

Fastest Race Lap: #1 Rick Mears (Race Lap 14, 204.937 mph, 43.916 sec.)

Winning Car Owner: Penske Cars **Winning Chief Mechanic:** Chuck Sprague

Winning Tire: Goodyear **Rookie of the Year:** Arie Luyendyk

Legend: R=Indianapolis 500 Mile Race Rookie; W=Indianapolis 500 Mile Race Former Winner

Lap Leaders: Rahal 1-14, Brayton 15, Ma. Andretti 16-48, Fittipaldi 49-51, Sullivan 52-57, Ma. Andretti 58-73, Fittipaldi 74, Ma. Andretti 75-104, Fittipaldi 105-109, Ma. Andretti 110-119, Fittipaldi 120-121, Ma. Andretti 122-139, Sullivan 140-200.

Lap Leader Summary: Ma. Andretti 5 times for 107 laps, Sullivan 2-67, Rahal 1-14, Fittipaldi 4-11, Brayton 1-1. **Lead Changes:** 12 among 5 drivers.

Caution Laps: 15-18, #44 Snider, engine; 22-28, #37 Brayton, stalled T3; 74-77, #29 Daly, tow-in; 120-121, #5 Sullivan, spin south short chute; 124-133, #2 Sneva, #60 Vogler, accident T1; 146-149, #25 Ongais, tow-in; 170-175, #43 Paul Jr., accident T2; 193-196, #12 B. Whittington, accident T3. **Cautions:** 8 for 41 laps.

Official Box Score 70th Indianapolis 500 Mile Race at the Indianapolis Motor Speedway

◆ Saturday, May 31, 1986 ◆

Car							Total Prize Money	
FP	SP	No.	Driver	Car Name	Chassis/Engine	Laps	Status	Money
1	4	3	Bobby Rahal	Budweiser	March/Cosworth	200	170.722	\$581,063
2	6	7	Kevin Cogan	7-Eleven	March/Cosworth	200	170.698	253,363
3	1	4	W Rick Mears	Pennzoil Z-7	March/Cosworth	200	170.691	332,263
4	8	5	Roberto Guerrero	True Value	March/Cosworth	200	170.551	139,513
5	9	30	Al Unser Jr.	Domino's Pizza	Lola/Cosworth	199	Running	113,463
6	3	18	Michael Andretti	Kraco/STP/Lean Machine	March/Cosworth	199	Running	171,763
7	11	20	Emerson Fittipaldi	Marlboro	March/Cosworth	199	Running	104,563
8	12	21	W Johnny Rutherford	Vermont American	March/Cosworth	198	Running	97,513
9	2	1	W Danny Sullivan	Miller American	March/Cosworth	197	Running	134,088
10	13	12	R Randy Lanier	Arciero Racing	March/Cosworth	195	Running	103,438
11	29	24	Gary Bettenhausen	Vita Fresh Orange Juice/Timex	March/Cosworth	193	Running	108,913
12	20	8	Geoff Brabham	Valvoline Spirit	Lola/Cosworth	193	Running	94,613
13	22	22	Raul Boesel	Duracell Copper Top	Lola/Cosworth	192	Running	90,063
14	33	23	Dick Simon	Duracell Copper Top	Lola/Cosworth	189	Running	93,463
15	19	61	Arie Luyendyk	MCI/Race For Life	Lola/Cosworth	188	Accident	86,013
16	14	15	Pancho Carter	Coors Light	Lola/Cosworth	179	Wheel bearing	84,713
17	10	66	Ed Pimm	Skoal/Pace Electronics	March/Cosworth	168	Ignition	83,863
18	17	55	Josele Garza	Schaefer/Machinists	March/Cosworth	167	Running	88,363
19	32	9	R Roberto Moreno	Valvoline Spirit II	Lola/Cosworth	158	Engine	82,301
20	15	81	R Jacques Villeneuve	Living Well/Labatts	March/Cosworth	154	Main bearing	81,613
21	25	59	Chip Ganassi	Bryant Heating & Cooling	March/Cosworth	151	Blown engine	81,163
22	5	11	W Al Unser	Hertz	Penske/Ilmor	149	Vibration	81,563
23	16	25	Danny Ongais	GM Goodwrench	March/Buick	136	Ignition	79,713
24	21	14	W A.J. Foyt	Copenhagen/Gilmore	March/Cosworth	135	Spun in pits	97,713
25	27	6	Rich Vogler	Byrd's Ky Fr Kkn/Vermont American	March/Cosworth	132	Accident	90,563
26	31	84	George Snider	Copenhagen/Gilmore	March/Cosworth	110	Ignition	80,163
27	28	95	Johnny Parsons	Pizza Hut/Machinists	March/Cosworth	100	CV joint	78,013
28	18	16	Tony Bettenhausen	Bettenhausen & Associates	March/Cosworth	77	Valve	77,713
29	26	31	Jim Crawford	American Sunroofs Inc.	March/Buick	70	Head gasket	95,263
30	23	71	Scott Brayton	Hardee's/Living Well/WTTV	March/Buick	69	Engine	78,263
31	24	42	R Phil Krueger	Squirt/Moran Electric	March/Cosworth	67	Engine	82,413
32	30	2	W Mario Andretti	Newman-Haas Racing	Lola/Cosworth	19	Ignition	77,013
33	7	33	W Tom Sneva	Skoal Bandit	March/Cosworth	0	Accident	76,963
Total Purse								\$4,001,467



BOBBY RAHAL
B-1/10/1953

Time of Race: 2:55:43.48 **Average Speed:** 170.722 mph
Margin of Victory: 1.441 sec. **Pole:** #4 Rick Mears (216.828, 2:46.030)
Fastest Race Lap: #3 Bobby Rahal (Race Lap 200, 209.152 mph, 43.031 sec.)
Winning Car Owner: Truesports **Winning Chief Mechanic:** Steve Horne
Winning Tire: Goodyear **Rookie of the Year:** Randy Lanier
Legend: R=Indianapolis 500 Mile Race Rookie; W=Indianapolis 500 Mile Race Former Winner
Race Notes: Race scheduled to run on May 25 but rain forced postponement until May 31.

Lap Leaders: Mi. Andretti 1-42, Cogan 43, Unser Jr. 44-47, Fittipaldi 48, Mears 49-74, Rahal 75, Cogan 76-77, Unser Jr. 78-79, Mi. Andretti 80-82, Rahal 83-101, Mears 102, Rahal 103-135, Mears 136-165, Rahal 166, Mears 167, Guerrero 168, Mears 169-186, Rahal 187, Cogan 188-197, Rahal 198-200.


Lap Leader Summary: Mears 5 times for 76 laps, Rahal 6-58, Mi. Andretti 2-45, Cogan 3-13, Unser, Jr. 2-6, Guerrero 1-1, Fittipaldi 1-1. **Lead Changes:** 19 among 7 drivers. **Caution Laps:** 15-19, #2 Ma. Andretti, stalled T3; 52-56, Debris; 102-106, #95 Parsons, accident backstretch; 136-141, #6 Vogler, accident T3; 166-169, #9 Moreno, stalled T3; 195-198, #61 Luyendyk, accident pit entry.

Cautions: 6 for 29 laps.

Official Box Score 71st Indianapolis 500 Mile Race at the Indianapolis Motor Speedway

• *Sunday, May 24, 1987* •

Car							Total Prize Money	
FP	SP	No.	Driver	Car Name	Chassis/Engine	Laps	Status	Money
1	20	25	W Al Unser	Cummins/Holset Turbo	March/Cosworth	200	162.175	\$526,763
2	5	4	Roberto Guerrero	True Value/STP	March/Cosworth	200	162.109	305,013
3	17	2	R Fabrizio Barbazza	Arcorio Winery	March/Cosworth	198	Running	204,663
4	22	30	Al Unser Jr.	Domino's Pizza	March/Cosworth	196	Running	142,963
5	15	56	Gary Bettenhausen	Genesee Beer Wagon	March/Cosworth	195	Running	132,213
6	6	22	Dick Simon	Soundesign	Lola/Cosworth	193	Running	131,813
7	26	41	R Stan Fox	Kerker Exhaust/Skoal Classic	March/Cosworth	192	Running	111,263
8	12	11	R Jeff MacPherson	McHoward Leasing	March/Brab./Hon.(Judd)	182	Running	117,313
9	1	5	W Mario Andretti	Hanna Auto Wash	Lola/Chevrolet Indy	180	Ignition	368,063
10	27	16	Tony Bettenhausen	Nationwest/Payless	March/Cosworth	171	Running	105,838
11	8	21	W Johnny Rutherford	Vermont American	March/Cosworth	171	Running	104,313
12	13	91	Scott Brayton	Amway/Autostyle	March/Cosworth	167	Engine	103,063
13	16	3	W Danny Sullivan	Miller American	March/Chevrolet Indy	160	Engine	120,713
14	21	33	W Tom Sneva	Skoal Bandit	March/Buick	143	Accident	103,313
15	19	77	Derek Daly	Scheid Tire/Superior Training/Metrolink	March/Buick	133	Engine	100,763
16	33	20	Emerson Fittipaldi	Marlboro	March/Chevrolet Indy	131	Engine	98,263
17	25	55	Josele Garza	Bryant Heating & Cooling/Schaefer	March/Cosworth	129	Running	103,350
18	7	71	Arie Luyendyk	Living Well/Provimi Veal/WTTV	March/Cosworth	125	Suspension	97,113
19	4	14	W A.J. Foyt	Copenhagen/Gilmore	Lola/Cosworth	117	Oil seal	102,963
20	11	81	Rich Vogler	Byrd's Kentucky Fried Chicken/Living Well	March/Buick	109	Rocker arm	98,263
21	30	98	Ed Pimm	Skoal Classic	March/Cosworth	109	Turbocharger	95,513
22	18	2	W Gordon Johncock	STP Oil Treatment	March/Buick	76	Valve	94,913
23	3	8	W Rick Mears	Pennzoil Z-7	March/Chevrolet Indy	75	Coil wire	112,463
24	14	15	Geoff Brabham	Team Valvoline	March/Brab./Hon.(Judd)	71	Oil pressure	92,963
25	32	87	Steve Chassey	United Oil/Life of Indiana	March/Cosworth	68	Engine	97,913
26	2	1	W Bobby Rahal	Budweiser	Lola/Cosworth	57	Ignition	123,013
27	29	29	Pancho Carter	Hardee's	March/Cosworth	45	Valve	93,263
28	28	44	R Davy Jones	Skoal Classic/Gilmore/UNO	March/Cosworth	34	Engine	115,463
29	9	18	Michael Andretti	Kraco/STP	March/Cosworth	28	Pit fire	91,113
30	10	23	R Ludwig Heimrath Jr.	MacKenzie Financial/Tim Horton Doughnuts	Lola/Cosworth	25	Spun out	111,513
31	24	7	Kevin Cogan	Marlboro	March/Chevrolet Indy	21	Oil pump	90,763
32	23	24	R Randy Lewis	Toshiba/Altos/Oracle	March/Cosworth	8	Gearbox	90,763
33	31	84	George Snider	Calumet/Copenhagen	March/Chevrolet	0	Engine fire	92,713
Total Purse							\$4,480,391	



AL UNSER
B-5/29/1939

Time of Race: 3:04:59.14 **Average Speed:** 162.175 mph

Margin of Victory: 4.496 sec **Pole:** #5 Mario Andretti (215.390, 2:47.139)

Fastest Race Lap: #4 Roberto Guerrero (Race Lap 57, 205.011 mph, 43.900 sec.)

Winning Car Owner: Penske Racing **Winning Chief Mechanic:** Clive Howell

Winning Tire: Goodyear **Rookie of the Year:** Fabrizio Barbazza

Legend: R=Indianapolis 500 Mile Race Rookie; W=Indianapolis 500 Mile Race Former Winner

Lap Leaders: Ma. Andretti 1-27, Guerrero 28, Ma. Andretti 29-60, Sullivan 61-64, Ma. Andretti 65-80, Guerrero 81, Ma. Andretti 82-96, Guerrero 97, Ma. Andretti 98-177, Guerrero 178-182, A. Unser 183-200.


Lap Leader Summary: Ma. Andretti 5 times for 170 laps, A. Unser 1-18, Guerrero 4-8, Sullivan 1-4. **Lead Changes:** 10 among 4 drivers.

Caution Laps: 1-5, #55 Garza, #29 Carter, contact T1; 27-33, #23 Heimrath, spun/lost wheel T4; 39-42, Debris; 62-67, Debris; 81-84, #3 Sullivan, spin T4; 96-101, #22 Simon, stopped; 131-134, #16 Bettenhausen, lost wheel T3; 150-158, #33 Sneva, accident T3; 162-166, #12 Barbazza, spin T4; 192-196, #5 Ma. Andretti, stalled T4. **Cautions:** 10 for 55 laps.

Official Box Score 72nd Indianapolis 500 Mile Race at the Indianapolis Motor Speedway

● *Sunday, May 29, 1988* ●

Car							Total Prize Money
FP	SP	No.	Driver	Car Name	Chassis/Engine	Laps Status	Money
1	1	5	W Rick Mears	Pennzoil Z-7	Penske/Chevrolet Indy	200 144.809	\$809,853
2	8	20	Emerson Fittipaldi	Marlboro	March/Chevrolet Indy	200 144.726	337,603
3	3	1	W Al Unser	Hertz	Penske/Chevrolet Indy	199 Running	228,903
4	10	18	Michael Andretti	Kraco	March/Cosworth	199 Running	192,953
5	19	4	W Bobby Rahal	Budweiser	Lola/Judd	199 Running	151,553
6	18	15	Jim Crawford	Mac Tools/King/Protofab	Lola/Buick	198 Running	170,503
7	20	30	Raul Boesel	Domino's Pizza	Lola/Cosworth	198 Running	148,403
8	15	97	Phil Krueger	CNC Systems/Taylor Dist.	March/Cosworth	196 Running	131,053
9	16	22	Dick Simon	Uniden/Soundesign	Lola/Cosworth	196 Running	127,428
10	6	7	Arie Luyendyk	Provimi Veal	Lola/Cosworth	196 Running	123,028
11	13	11	Kevin Cogan	Schaefer/Playboy Fashions	March/Cosworth	195 Running	141,278
12	33	21	Howdy Holmes	Jiffy Mixes	March/Cosworth	192 Running	123,728
13	5	3	Al Unser Jr.	Team Valvoline/Strohs	March/Chevrolet Indy	180 Running	117,753
14	23	56	R Bill Vukovich III	Genesee Beer/EZ Wider	March/Cosworth	179 Running	125,603
15	11	24	Randy Lewis	Toshiba/Oracle/Altos	Lola/Cosworth	175 Running	115,478
16	28	48	R Rocky Moran	Skoal/Trench Shoring	March/Cosworth	159 Engine	107,228
17	32	29	Rich Vogler	Byrd's/Pepsi/Bryant	March/Cosworth	159 Accident	106,053
18	21	92	R Dominic Dobson	Moore Industries/ Columbia Helicopters	Lola/Cosworth	145 Coolant	107,753
19	25	23	R Tero Palmroth	Bronson/Neste/Editor	Lola/Cosworth	144 Engine	103,728
20	4	6	W Mario Andretti	Amoco/Kmart	Lola/Chevrolet Indy	118 Electrical	130,828
21	27	98	R John Andretti	Skoal Bandit	Lola/Cosworth	114 Engine	106,703
22	30	17	W Johnny Rutherford	Mac Tools/King/Protofab	Lola/Buick	107 Accident	102,303
23	2	9	W Danny Sullivan	Miller High Life	Penske/Chevrolet Indy	101 Accident	214,378
24	26	35	Steve Chassey	Kasale Recycling	March/Cosworth	73 Accident	99,128
25	31	71	Ludwig Heimrath Jr.	MacKenzie Funds	Lola/Cosworth	59 Accident	100,253
26	22	14	W A.J. Foyt	Copenhagen-Gilmore	Lola/Cosworth	54 Accident	98,853
27	14	81	W Tom Sneva	Pizza Hut/WRTV	Lola/Judd	32 Accident	97,328
28	17	8	Teo Fabi	Quaker State/Porsche	March/Porsche Indy	30 Wheel off	101,878
29	9	10	Derek Daly	Raynor Garage Doors	Lola/Cosworth	18 Gearbox	97,503
30	29	84	Stan Fox	Copenhagen/Calumet Farms	March/Chevrolet	2 Half shaft	113,703
31	7	91	Scott Brayton	Amway Spirit/Lifecycle	Lola/Buick	0 Accident	96,078
32	12	2	Roberto Guerrero	STP/Dianetics	Lola/Cosworth	0 Accident	100,828
33	24	16	Tony Bettenhausen	Hardee's/Sony	Lola/Cosworth	0 Accident	95,753
Total Purse							\$5,025,399



Time of Race: 3:27:10.204 **Average Speed:** 144.809 mph

Margin of Victory: Under Caution **Pole:** #5 Rick Mears (219.198, 2:44.235)

Fastest Race Lap: #5 Rick Mears (Race Lap 166, 209.517 mph, 42.956 sec.)

Winning Car Owner: Penske Racing **Winning Chief Mechanic:** Peter Parrott

Winning Tire: Goodyear **Rookie of the Year:** Bill Vukovich III

Legend: R=Indianapolis 500 Mile Race Rookie; W=Indianapolis 500 Mile Race Former Winner

Lap Leaders: Sullivan 1-30, A. Unser 31-33, Sullivan 34-94, Crawford 95-101, Mears 102-103, Crawford 104, A. Unser 105-112, Mears 113-121, A. Unser 122, Mears 123-200.

Lap Leader Summary: Sullivan 2 times for 91 laps, Mears 3-89, A. Unser 3-12, Crawford 2-8. **Lead Changes:** 9 among 4 drivers.


Caution Laps: 1-5, #2 Guerrero, #16 T. Bettenhausen, #91 Brayton, accident T1; 34-39, #81 Sneva, accident pit entrance; 58-63, #14 Foyt, accident T2; 64-70, #71 Heimrath, accident T4; 82-88, #35 Chassey, #29 Vogler, accident T4; 93-95, Debris; 102-106, #9 Sullivan accident T2; 109-111, Rabbit on track; 117-120, #17 Rutherford, accident T1; 140-145, #6 Ma. Andretti, tow-in; 160-163, #23 Palmroth, tow-in; 167-170, #48 Moran, pulled off track; 175-179, #29 Vogler, accident T3; 198-200, #18 Mi. Andretti, lost sidedep frontstretch.

Cautions: 14 for 68 laps.

Official Box Score 73rd Indianapolis 500 Mile Race at the Indianapolis Motor Speedway

• *Sunday, May 28, 1989* •

Car							Total Prize Money	
FP	SP	No.	Driver	Car Name	Chassis/Engine	Laps	Status	
1	3	20	Emerson Fittipaldi	Marlboro	Penske/Chevrolet Indy	200	167.581	\$1,001,604
2	8	2	Al Unser Jr.	Valvoline	Lola/Chevrolet Indy	198	Accident	390,453
3	9	30	Raul Boesel	Domino's Pizza	Lola/Judd	194	Running	306,603
4	5	5	W Mario Andretti	Kmart/Havoline	Lola/Chevrolet Indy	193	Running	193,853
5	10	14	W A.J. Foyt	Copenhagen/Gilmore	Lola/Cosworth DFX	193	Running	177,403
6	6	22	Scott Brayton	Amway/Speedway/Uniden	Lola/Buick	193	Running	190,903
7	31	50	Davy Jones	Euro motorsport/UNO	Lola/Cosworth DFX	192	Running	151,328
8	33	29	Rich Vogler	Byrd's/Bryant/ Saturday Evening Post	March/Cosworth DFX	192	Running	153,203
9	20	69	R Bernard Jourdain	Corona-Monarch	Lola/Cosworth DFX	191	Running	150,153
10	17	3	R Scott Pruett	Budweiser	Lola/Judd	190	Running	141,053
11	25	65	R John Jones	Labatt's	Lola/Cosworth DFX	189	Running	134,103
12	30	81	Bill Vukovich III	Hemelgarn/Consani/Sierra	Lola/Judd	186	Running	147,203
13	18	71	Ludwig Heimrath Jr.	MacKenzie Funds	Lola/Judd	185	Running	123,803
14	28	33	Rocky Moran	Skoal Classic	March/Cosworth DFX	181	Running	122,503
15	24	10	Derek Daly	Raynor Garage Doors	Lola/Judd	167	Running	125,103
16	16	56	Tero Palmroth	Neste/Rotator/Nanso	Lola/Cosworth DFX	165	Spindle	122,803
17	21	6	Michael Andretti	Kmart/Havoline	Lola/Chevrolet Indy	163	Engine	164,353
18	29	86	Dominic Dobson	Texaco Havoline Star	Lola/Cosworth DFX	161	Drive train	113,003
19	4	15	Jim Crawford	Mac Tools/Planters	Lola/Buick	135	Drive train	119,403
20	19	12	R Didier Theys	Arciero MacPherson	Penske/Cosworth DFX	131	Engine	111,503
21	15	9	Arie Luyendyk	Provimi/Dutch Boy	Lola/Cosworth DFS	123	Engine	110,203
22	32	24	Pancho Carter	Hardee's	Lola/Cosworth DFX	121	Electrical	108,503
23	1	4	W Rick Mears	Pennzoil Z-7	Penske/Chevrolet Indy	113	Engine	267,903
24	2	25	W Al Unser	Marlboro	Penske/Chevrolet Indy	68	Clutch	132,903
25	12	70	John Andretti	Tuneup Masters/Granatelli/STP	Lola/Buick	61	Engine	104,503
26	7	18	W Bobby Rahal	Kraco	Lola/Cosworth DFS	58	Valve	103,703
27	22	7	W Tom Sneva	STP/Granatelli	Lola/Buick	55	Pit Fire	106,003
28	26	1	W Danny Sullivan	Miller High Life	Penske/Chevrolet Indy	41	Clutch	125,903
29	11	28	Randy Lewis	Toshiba-Oracle	Lola/Cosworth DFX	24	Wheel bearing	101,903
30	13	8	Teo Fabi	Quaker State/Porsche	March/Porsche	23	Ignition	113,753
31	23	91	W Gordon Johncock	STP/Pizza Hut/WRTV	Lola/Buick	19	Engine	103,703
32	27	11	Kevin Cogan	Schaefer/Playboy Fashions	March/Cosworth DFX	2	Accident	102,503
33	14	99	Gary Bettenhausen	ATEC Environmental	Lola/Buick	0	Bent valve	101,903
							Total Purse	\$5,723,725



EMERSON FITTIPALDI
8-12/12/1946

Time of Race: 2:59:01.049 **Average Speed:** 167.581 mph

Margin of Victory: Under Caution **Pole:** #4 Rick Mears (223.885, 2:40.797)

Fastest Race Lap: #20 Emerson Fittipaldi (Race Lap 85, 222.469 mph, 40.455 sec.)

Winning Car Owner: Patrick Racing **Winning Chief Mechanic:** Tom Anderson

Winning Tire: Goodyear **Rookie of the Year:** Bernard Jourdain/Scott Pruett

Legend: R=Indianapolis 500 Mile Race Rookie; W=Indianapolis 500 Mile Race Former Winner

Lap Leaders: Fittipaldi 1-34, Ma. Andretti 35, Boesel 36, Fittipaldi 37-87, Mi. Andretti 88-92, Fittipaldi 93-112, Mi. Andretti 113-123, Fittipaldi 124-129, Mi. Andretti 130-139, Fittipaldi 140-153, Mi. Andretti 154-162, Fittipaldi 163, Unser Jr. 164-165, Fittipaldi 166-195, Unser Jr. 196-198, Fittipaldi 199-200.

Lap Leader Summary: Fittipaldi 8 times for 158 laps, Mi. Andretti 4-35, Unser Jr. 2-5, Ma. Andretti 1-1, Boesel 1-1. **Lead Changes:** 15 among 5 drivers.


Caution Laps: 5-14, #11 Cogan, accident T4; 61-65, #18 Rahal, stalled; 128-131, #9 Luyendyk, engine; 139-149, #15 Crawford, slowed; 162-166, #6 Mi. Andretti, engine; 181-186, #56 Palmroth, lost tire T4; 199-200, #2 Unser Jr., accident T4.

Cautions: 7 for 43 laps.

Official Box Score 74th Indianapolis 500 Mile Race at the Indianapolis Motor Speedway

• Sunday, May 27, 1990 •

Car		Driver	Car Name	Chassis/Engine	Laps	Status	Total Prize Money	
FP	SP No.							
1	3	30	Arie Luyendyk	Domino's Pizza	Lola/Chevrolet Indy	200	185,981	\$1,090,940
2	4	18	W Bobby Rahal	STP/Kraco	Lola/Chevrolet Indy	200	185,772	488,566
3	1	1	W Emerson Fittipaldi	Marlboro	Penske/Chevrolet Indy	200	185.183	592,874
4	7	5	Al Unser Jr.	Team Valvoline	Lola/Chevrolet Indy	199	Running	227,691
5	2	2	W Rick Mears	Pennzoil Z-7	Penske/Chevrolet Indy	198	Running	201,610
6	8	14	W A.J. Foyt	Copenhagen	Lola/Chevrolet Indy	194	Running	184,804
7	26	22	Scott Brayton	Amway/Speedway	Lola/Cosworth DFS	194	Running	201,448
8	14	25	R Eddie Cheever Jr.	Target Stores	Penske/Chevrolet Indy	193	Running	172,786
9	15	11	Kevin Cogan	Tuneup Masters	Penske/Buick	191	Running	150,472
10	21	28	R Scott Goodyear	Mackenzie/O'Donnell	Lola/Judd	191	Running	146,970
11	20	70	Didier Theys	Tuneup Masters	Penske/Buick	190	Running	142,384
12	16	23	Tero Palmroth	Hoechst/Celanese/Neste	Lola/Cosworth DFS	188	Running	138,756
13	30	40	W Al Unser	Miller High Life	March/Alfa Romeo	186	Running	136,387
14	12	12	Randy Lewis	AMP/Oracle	Penske/Buick	186	Running	134,275
15	29	15	Jim Crawford	Glidden Paints	Lola/Buick	183	Running	130,022
16	32	93	John Paul Jr.	ATEC Environmental	Lola/Buick	176	Radiator	150,276
17	24	39	R Dean Hall	Insight	Lola/Cosworth DFS	165	Suspension	134,306
18	23	4	Teo Fabi	Foster's/Quaker State	March/Porsche	162	Transmission	156,060
19	19	21	Geoff Brabham	Mac Tools Distributors	Lola/Judd	161	Running	131,688
20	5	3	Michael Andretti	Kmart/Havoline	Lola/Chevrolet Indy	146	Vibration	130,942
21	10	41	John Andretti	Foster's/Quaker State	March/Porsche	136	Accident	118,320
22	11	86	Dominic Dobson	Texaco Havoline Star	Lola/Cosworth DFS	129	Engine	116,823
23	28	20	Roberto Guerrero	Miller Genuine Draft	March/Alfa Romeo	118	Suspension	115,129
24	31	81	Bill Vukovich III	Hemelgarn	Lola/Buick	102	Engine	119,503
25	33	56	Rocky Moran	Glidden Paints	Lola/Buick	88	Engine	124,580
26	13	16	Tony Bettenhausen	AMAX	Lola/Buick	76	Engine	112,083
27	6	6	W Mario Andretti	Kmart/Havoline	Lola/Chevrolet Indy	60	Engine	111,209
28	17	19	Raul Boesel	Budweiser	Lola/Judd	60	Engine	110,461
29	22	29	Pancho Carter	Hardce's/Machinists	Lola/Cosworth DFS	59	Accident	110,837
30	25	9	W Tom Sneva	RCA	Penske/Buick	48	CV joint	110,338
31	18	51	Gary Bettenhausen	Glidden Paints	Lola/Buick	39	Wheel bearing	109,464
32	9	7	W Danny Sullivan	Marlboro	Penske/Chevrolet Indy	19	Accident	109,778
33	27	97	Stan Fox	Miyano/CNC Systems	Lola/Buick	10	Gearbox	108,021
Total Purse							\$6,319,803	



ARIE LUYENDYK
B-9/21/1953

Time of Race: 2:41:18.404 **Average Speed:** 185.981 mph
Margin of Victory: 10.878 sec. **Pole:** #1 Emerson Fittipaldi (225.301, 2:39.786)
Fastest Race Lap: #1 Emerson Fittipaldi Lap 91) & Arie Luyendyk (Lap 162)
 (Race Lap 91 and 162, 222.574 mph, 40.436 sec.)
Winning Car Owner: Doug Shierson Racing
Winning Chief Mechanic: Michael Battersby
Winning Tire: Goodyear **Rookie of the Year:** Eddie Cheever Jr.
Legend: R=Indianapolis 500 Mile Race Rookie; W=Indianapolis 500 Mile Race Former Winner

Lap Leaders: Fittipaldi 1-92, Luyendyk 93-94, Fittipaldi 95-117, Rahal 118-122, Fittipaldi 123-135, Rahal 136-167, Luyendyk 168-200.

Lap Leader Summary: Fittipaldi 3 times for 128 laps, Rahal 2-37, Luyendyk 2-35.

Lead Changes: 6 among 3 drivers.


Caution Laps: 20-25, #7 Sullivan, accident T1; 43-51, #16 T. Bettelhausen, stopped pit entry; 63-69, #29 Carter, accident T4; 141-146, #41 J. Andretti, accident T1.

Cautions: 4 for 28 laps.

Official Box Score 75th Indianapolis 500 Mile Race at the Indianapolis Motor Speedway

• Sunday, May 26, 1991 •

Car							Total Prize Money
FP	SP	No.	Driver	Car Name	Chassis/Engine	Laps Status	Money
1	1	3	W Rick Mears	Marlboro	Penske/Chevrolet Indy A	200 176.457	\$1,219,704
2	5	10	Michael Andretti	Kmart/Havoline	Lola/Chevrolet Indy A	200 176.402	607,753
3	14	1	W Arie Luyendyk	RCA/UNO Granatelli	Lola/Chevrolet Indy A	199 Running	317,053
4	6	2	Al Unser Jr.	Valvoline	Lola/Chevrolet Indy A	198 Running	223,916
5	7	4	John Andretti	Pennzoil Z-7	Lola/Chevrolet Indy A	197 Running	205,153
6	33	92	W Gordon Johncock	Jack's Tool Rental/Bryant	Lola/Cosworth DFS	188 Running	275,690
7	3	6	W Mario Andretti	Kmart/Havoline	Lola/Chevrolet Indy A	187 Engine	203,478
8	17	91	Stan Fox	Byrd's Cafeteria/Bryant	Lola/Buick	185 Running	201,090
9	20	16	Tony Bettenhausen	AMAX Coal	Penske/Chevrolet Indy A	180 Running	170,016
10	9	20	W Danny Sullivan	Miller Genuine Draft/Patrick	Lola/Alfa Romeo	173 Engine	194,403
11	15	5	W Emerson Fittipaldi	Marlboro	Penske/Chevrolet Indy A	171 Gearbox	183,728
12	27	19	Scott Pruett	Budweiser/Truesports	Truesports/Judd	166 Engine	159,191
13	30	66	Dominic Dobson	Coors/Kroger/Burns	Lola/Judd	164 Running	159,190
14	31	39	Randy Lewis	AMP/Orbit/Jenn-Air/Epson	Lola/Cosworth DFS	159 Running	150,490
15	11	86	R Jeff Andretti	Texaco Havoline Star	Lola/Cosworth DFS	150 Engine	167,490
16	24	7	R Hiro Matsushita	Panasonic	Lola/Buick	149 Running	145,891
17	19	22	Scott Brayton	Amway/Hoehchst Celanese	Lola/Chevrolet Indy A	146 Engine	172,191
18	21	48	Bernard Jourdain	Monarch/Foyt/Deutz	Lola/Buick	141 Gearbox	140,190
19	4	18	W Bobby Rahal	STP/Kraco	Lola/Chevrolet Indy A	130 Engine	153,741
20	22	21	Geoff Brabham	Mac Tools	Truesports/Judd	109 Electrical	136,491
21	32	12	Pancho Carter	Arciero/Alfa LAVAL	Lola/Buick	94 Engine	139,703
22	13	51	Gary Bettenhausen	Glidden Paints	Lola/Buick	89 Radiator	177,890
23	26	23	Tero Palmroth	Neste/Rotator	Lola/Cosworth DFS	77 Engine	131,990
24	18	50	R Mike Groff	Fendi-Hawaiian Tropic	Lola/Cosworth DFS	68 Water leak	133,290
25	25	93	John Paul Jr.	ATEC Environmental	Lola/Buick	53 Oil leak	130,690
26	8	26	Jim Crawford	Quaker State	Lola/Buick	40 Engine	133,690
27	12	15	Scott Goodyear	Mackenzie Financial	Lola/Judd	38 Engine	127,791
28	2	14	W A.J. Foyt	Foyt/Gilmore/Copenhagen	Lola/Chevrolet Indy A	25 Suspension	153,591
29	16	9	Kevin Cogan	Glidden Paints	Lola/Buick	24 Accident	127,391
30	28	40	Roberto Guerrero	Sharp's/Patrick	Lola/Alfa Romeo	23 Accident	125,203
31	10	8	Eddie Cheever Jr.	Target/Scotch Video	Lola/Chevrolet Indy A	17 Electrical	125,591
32	29	17	R Willy T. Ribbs	McDonalds/Cosby	Lola/Buick	5 Engine	147,791
33	23	71	R Buddy Lazier	Vail Beaver Creek	Lola/Buick	1 Accident	162,690
Total Purse							\$7,004,150



RICK MEARS
B-12/3/1951

Time of Race: 2:50:00.791 **Average Speed:** 176.457 mph

Margin of Victory: 3.149 sec. **Pole:** #3 Rick Mears (224.113, 2:40.633)

Fastest Qualifier: #51 Gary Bettenhausen (224.468, 2:40.379)

Fastest Race Lap: #1 Arie Luyendyk (Race Lap 109, 222.178 mph, 40.508 sec.)

Winning Car Owner: Penske Racing **Winning Chief Mechanic:** Richard Buck

Winning Tire: Goodyear **Rookie of the Year:** Jeff Andretti

Legend: R=Indianapolis 500 Mile Race Rookie; W=Indianapolis 500 Mile Race Former Winner

Lap Leaders: Mears 1-11, Ma. Andretti 12-33, Mi. Andretti 34-54, Unser 55, Mi. Andretti 56-79, Unser 80-82, Mi. Andretti 83-108, Fittipaldi 109-112, Rahal 113, Fittipaldi 114-138, Mears 139-140, Fittipaldi 141-153, Mi. Andretti 154-165, Fittipaldi 166-169, Mears 170, Mi. Andretti 171-183, Mears 184-186, Mi. Andretti 187, Mears 188-200.

Lap Leader Summary: Mi. Andretti 6 times for 97 laps, Fittipaldi 4-46, Mears 5-30, Ma. Andretti 1-22, Unser 2-4, Rahal 1-1. **Lead Changes:** 18 among 6 drivers.


Caution Laps: 1-3, #71 Lazier, accident T1; 20-23, #8 Cheever, stopped T4; 25-33, #40 Guerrero, #9 Cogan #14 Foyt, accident T1; 84-89, #23 Palmroth, car fire backstretch; 148-153, #22 Brayton, engine, #48 Jourdain, tow-in; 184-186, #20 Sullivan, smoking; 191-194, #6 Ma. Andretti, stopped.

Cautions: 7 for 35 laps.

Official Box Score 76th Indianapolis 500 Mile Race at the Indianapolis Motor Speedway

● *Sunday, May 24, 1992* ●

Car							Total Prize Money	
FP	SP	No.	Driver	Car Name	Chassis/Engine	Laps	Status	Money
1	12	3	Al Unser Jr.	Valvoline	Galmer/Chevrolet Indy A	200	134.477	\$1,244,184
2	33	15	Scott Goodyear	Mackenzie Financial	Lola/Chevrolet Indy A	200	134.476	609,333
3	22	27	W Al Unser	Menard-Conseco	Lola/Buick	200	134.375	368,533
4	2	9	Eddie Cheever Jr.	Target-Scotch Video	Lola/Ford Cosworth XB	200	134.374	271,103
5	8	18	W Danny Sullivan	Molson/Kraco/STP	Galmer/Chevrolet Indy A	199	Running	211,803
6	10	12	W Bobby Rahal	Miller Genuine Draft	Lola/Chevrolet Indy A	199	Running	237,703
7	25	11	Raul Boesel	Panasonic	Lola/Chevrolet Indy A	198	Running	191,503
8	14	8	John Andretti	Pennzoil	Lola/Chevrolet Indy A	195	Running	186,203
9	23	14	W A.J. Foyt	Copenhagen	Lola/Chevrolet Indy A	195	Running	189,883
10	18	93	John Paul Jr.	D.B. Mann Development	Lola/Buick	194	Running	171,403
11	27	90	R Lyn St. James	Agency Rent-A-Car / JC Penney	Lola/Chevrolet Indy A	193	Running	187,953
12	29	68	Dominic Dobson	Burns/ Tobacco Free America	Lola/Chevrolet Indy A	193	Running	179,983
13	6	1	Michael Andretti	Kmart/Texaco Havoline	Lola/Ford Cosworth XB	189	Fuel pressure	295,383
14	24	21	Buddy Lazier	Leader Cards	Lola/Buick	139	Engine	164,283
15	4	6	W Arie Luyendyk	Target/Scotch Video	Lola/Ford Cosworth XB	135	Accident	166,953
16	32	31	R Ted Prappas	PIG/Say No To Drugs	Lola/Chevrolet Indy A	135	Gearbox	163,253
17	5	51	Gary Bettenhausen	Glidden Paints	Lola/Buick	112	Accident	150,803
18	20	48	Jeff Andretti	Gillette/Carlo	Lola/Chevrolet Indy A	109	Accident	153,703
19	26	39	R Brian Bonner	Applebee's	Lola/Buick	97	Accident	156,953
20	19	7	R Paul Tracy	Mobil 1	Penske/Chevrolet Indy A	96	Engine	160,053
21	28	47	R Jimmy Vasser	Kodalux	Lola/Chevrolet Indy A	94	Accident	170,853
22	7	22	Scott Brayton	Amway/Northwest Airlines	Lola/Buick	93	Engine	173,683
23	3	2	W Mario Andretti	Kmart/Texaco Havoline	Lola/Ford Cosworth XB	78	Accident	156,633
24	11	5	W Emerson Fittipaldi	Marlboro	Penske/Chevrolet Indy B	75	Accident	138,703
25	21	26	Jim Crawford	Quaker State	Lola/Buick	74	Accident	167,503
26	9	4	W Rick Mears	Marlboro	Penske/Chevrolet Indy B	74	Accident	136,403
27	13	91	Stan Fox	Jonathan Byrd's Cafeteria	Lola/Buick	63	Accident	136,683
28	16	44	R Philippe Gache	Rhone-Poulenc Rorer	Lola/Chevrolet Indy A	61	Accident	136,128
29	31	92	W Gordon Johncock	STP/Jacks Tool Rental	Lola/Buick	60	Engine	136,003
30	17	10	Scott Pruett	Budweiser	Truesports/Chevrolet Indy A	52	Engine	143,503
31	30	59	W Tom Sneva	Glidden Paints	Lola/Buick	10	Accident	139,778
32	15	19	R Eric Bachelart	Royal Oak Charcoal	Lola/Buick	4	Engine	144,228
33	1	36	Roberto Guerrero	Quaker State	Lola/Buick	0	Accident	286,378
							Total Purse	\$7,527,450



AL UNSER JR.
B-4/19/1962

Time of Race: 3:43:05.148 **Average Speed:** 134.477 mph **Margin of Victory:** .043 of a sec.
Pole: #36 Roberto Guerrero (232.482, 2:34.851)

Fastest Race Lap: #1 Michael Andretti (Race Lap 166, 229.118 mph, 39.281 sec.)

Winning Car Owner: Galles/Kraco Racing **Winning Chief Mechanic:** Owen Snyder III

Winning Tire: Goodyear **Rookie of the Year:** Lyn St. James

Legend: R=Indianapolis 500 Mile Race Rookie; W=Indianapolis 500 Mile Race Former Winner

Lap Leaders: Mi. Andretti 1-6, Ma. Andretti 7, Mi. Andretti 8-13, Cheever 14-20, Mi. Andretti 21-46, Cheever 47, Luyendyk 48, Mi. Andretti 49-87, Cheever 88, Mi. Andretti 89-107, Unser Jr. 108-109, Mi. Andretti 110-115, Unser Jr. 116, Mi. Andretti 117-140, Unser Jr. 141-151, Mi. Andretti 152-173, A. Unser 174-177, Mi. Andretti 178-189, Unser Jr. 190-200.


Lap Leader Summary: Mi. Andretti 9 times for 160 laps, Unser Jr. 4-25, Cheever 3-9, A. Unser 1-4, Ma. Andretti 1-1, Luyendyk 1-1. **Lead Changes:** 18 among 6 drivers.

Caution Laps: 6-10, #19 Bachelart, smoking; 12-20, #59 Sneva, accident T4; 62-66, #92 Johncock, smoking; 67-75, #91 Fox, #44 Gache, accident T1; 76-83, #26 Crawford, #4 Mears, #31 Prappas, #5 Fittipaldi, accident T2; 83-89, #2 Ma. Andretti, accident T4; 94-96, #22 Brayton, engine; 97-102, #7 Tracy, smoking; 102-109, #39 Bonner, accident T4; 115-122, #48 J. Andretti, #51 Bettenhausen, Accident T2; 137-143, #6 Luyendyk, accident T4; 150-155, #21 Lazier, lost power backstretch; 190-193, #1 Mi. Andretti, stopped north short chute. **Cautions:** 13 for 85 laps.

Official Box Score 77th Indianapolis 500 Mile Race at the Indianapolis Motor Speedway

● *Sunday, May 30, 1993* ●

Car		Driver	Car Name	Chassis/Engine	Laps	Status	Total Prize Money	
FP	SP No.							
1	9	4	W Emerson Fittipaldi	Marlboro	Penske/Chevrolet Indy C	200	157.207	\$1,155,304
2	1	10	W Arie Luyendyk	Target/Scotch Video	Lola/Ford Cosworth XB	200	157.168	681,303
3	8	5	R Nigel Mansell	Kmart/Texaco Havoline	Lola/Ford Cosworth XB	200	157.149	391,203
4	3	9	Raul Boesel	Duracell/Mobil 1/Sadia	Lola/Ford Cosworth XB	200	157.142	317,903
5	2	6	W Mario Andretti	Kmart/Texaco Havoline	Lola/Ford Cosworth XB	200	157.133	313,953
6	11	22	Scott Brayton	Amway/Byrd's Cafeteria	Lola/Ford Cosworth XB	200	157.117	248,253
7	4	2	Scott Goodyear	Mackenzie Financial	Lola/Ford Cosworth XB	200	157.099	234,953
8	5	3	W Al Unser Jr.	Valvoline	Lola/Chevrolet Indy C	200	157.070	243,253
9	17	8	Teo Fabi	Pennzoil	Lola/Chevrolet Indy C	200	156.968	206,703
10	24	84	John Andretti	Copenhagen/Marmon Group	Lola/Ford Cosworth XB	200	156.964	228,303
11	6	16	R Stefan Johansson	AMAX Energy & Metals	Penske/Chevrolet Indy C	199	Running	186,020
12	23	80	W Al Unser	Budweiser King	Lola/Chevrolet Indy C	199	Running	194,870
13	19	18	Jimmy Vasser	Kodalux/STP	Lola/Ford Cosworth XB	198	Running	188,003
14	14	11	Kevin Cogan	Conseco	Lola/Chevrolet Indy C	198	Running	180,603
15	28	50	Davy Jones	Agip/Andrea Moda/Marcelo	Lola/Chevrolet Indy A	197	Running	166,003
16	33	59	Eddie Cheever Jr.	Glidden/Menard/Quorum	Lola/Buick	197	Running	184,403
17	18	51	Gary Bettenhausen	Glidden Paints	Lola/Menard	197	Running	155,053
18	26	15	Hiro Matsushita	Panasonic	Lola/Ford Cosworth XB	197	Running	157,503
19	15	36	R Stephan Gregoire	Formula Project/Maalox	Lola/Buick	195	Running	189,603
20	22	76	Tony Bettenhausen	AMAX Energy & Metals	Penske/Chevrolet Indy C	195	Running	151,069
21	30	75	Willy T. Ribbs	Cosby/Service Merchandise	Lola/Ford Cosworth XB	194	Running	146,653
22	32	92	Didier Theys	Kinko's/Delta Faucet	Lola/Buick	193	Running	176,053
23	27	66	Dominic Dobson	Coors Light/Indy Parks	Galmer/Chevrolet Indy A	193	Running	146,203
24	31	60	Jim Crawford	Budweiser King	Lola/Chevrolet Indy C	192	Running	148,270
25	21	90	Lyn St. James	JCPenney/Nike/ Amer. Woman	Lola/Ford Cosworth XB	176	Stalled	146,403
26	29	27	Geoff Brabham	Glidden/Menard	Lola/Menard	174	Engine	139,203
27	25	41	R Robby Gordon	Copenhagen/Foyt	Lola/Ford Cosworth XB	165	Gearbox	155,453
28	10	40	Roberto Guerrero	Budweiser King	Lola/Chevrolet Indy C	125	Accident	137,303
29	16	21	Jeff Andretti	Interstate Batt/Gillette/Taesa	Lola/Buick	124	Accident	154,370
30	7	12	Paul Tracy	Marlboro	Penske/Chevrolet Indy C	94	Accident	136,003
31	20	91	Stan Fox	Delta Faucet-Jacks Tool Rental	Lola/Buick	64	Engine	136,703
32	13	77	R Nelson Piquet	ARISCO/STP	Lola/Menard	38	Engine	137,219
33	12	7	W Danny Sullivan	Molson	Lola/Chevrolet Indy C	29	Accident	137,203
							Total Purse	\$7,671,300



**EMERSON
FITTIPALDI**
8-12/12/1946

Time of Race: 3:10:49.860 **Average Speed:** 157.207 mph

Margin of Victory: 2.862 sec. **Pole:** #10 Arie Luyendyk (223.967, 2:40.738)

Fastest Race Lap: #4 Emerson Fittipaldi (Race Lap 198, 214.867 mph, 41.898 sec.)

Winning Car Owner: Penske Racing **Winning Chief Mechanic:** Rick Rinaman

Winning Tire: Goodyear **Rookie of the Year:** Nigel Mansell

Legend: R=Indianapolis 500 Mile Race Rookie; W=Indianapolis 500 Mile Race Former Winner

Lap Leaders: Boesel 1-17, Gregoire 18, Cogan 19-22, A. Unser 23-31, Ma. Andretti 32-46, Luyendyk 47-57, A. Unser 58-63, Jo. Andretti 64-65, Gordon 66-67, Goodyear 68-69, Mansell 70-91, Ma. Andretti 92-128, Mansell 129-130, Luyendyk 131-132, Ma. Andretti 133, Luyendyk 134, Unser Jr. 135-151, Ma. Andretti 152-168, Goodyear 169-171, Ma. Andretti 172, Boesel 173, Ma. Andretti 174, Mansell 175-184, Fittipaldi 185-200.

Lap Leader Summary: Ma. Andretti 6 times for 72 laps, Mansell 3-34, Boesel 2-18, Unser Jr. 1-17, Fittipaldi 1-16, A. Unser 2-15, Luyendyk 3-14, Goodyear 2-5, Cogan 1-4, Jo. Andretti 1-2, Gordon 1-2, Gregoire 1-1.

Lead Changes: 23 among 12 drivers.


Caution Laps: 16-20, #60 Crawford, spin backstretch; 31-37, #7 Sullivan, accident north short chute; 89-93, Debris; 95-103, #12 Tracy, accident T3; 128-138, #21 J. Andretti, #40 Guerrero accident T3; 169-174, #41 Gordon, lost power; 183-185, #90 St. James, tow-in; 193-195, #5 Mansell, brushed wall T2.

Cautions: 8 for 49 laps.

Official Box Score 78th Indianapolis 500 Mile Race at the Indianapolis Motor Speedway

● *Sunday, May 29, 1994* ●

Car							Total	
FP	SP	No.	Driver	Car Name	Chassis/Engine	Laps	Status	Money
1	1	31	W Al Unser Jr.	Marlboro Penske	Penske/Mercedes Benz	200	160,872	\$1,373,813
2	4	12	R Jacques Villeneuve	Player's Ltd.	Reynard/Ford Cosworth XB	200	160,749	622,713
3	28	4	W Bobby Rahal	Miller Genuine Draft	Penske/Ilmor D	199	Running	411,163
4	16	18	Jimmy Vasser	Conseco/STP	Reynard/Ford Cosworth XB	199	Running	295,163
5	19	9	Robby Gordon	Valvoline/Cummins	Lola/Ford Cosworth XB	199	Running	227,563
6	5	8	Michael Andretti	Target/Scotch Video	Reynard/Ford Cosworth XB	198	Running	245,563
7	24	11	Teo Fabi	Pennzoil	Reynard/Ilmor D	198	Running	216,563
8	11	27	Eddie Cheever Jr.	Quaker State	Lola/Menard	197	Running	238,563
9	22	14	R Bryan Herta	AJ Foyt/Copenhagen	Lola/Ford Cosworth XB	197	Running	212,213
10	10	33	John Andretti	Byrd's Cafeteria/Bryant	Lola/Ford Cosworth XB	196	Running	191,750
11	29	88	R Mauricio Gugelmin	Hollywood	Reynard/Ford Cosworth XB	196	Running	182,063
12	21	19	R Brian Till	The Mi-Jack Car	Lola/Ford Cosworth XB	194	Running	180,763
13	13	91	Stan Fox	Delta Faucet-Jacks Tools	Reynard/Ford Cosworth XB	193	Accident	186,313
14	18	22	Hiro Matsushita	Panasonic/Duskin	Lola/Ford Cosworth XB	193	Running	177,013
15	27	16	Stefan Johansson	Alumax Aluminum	Penske/Ilmor D	192	Running	164,113
16	17	71	R Scott Sharp	PacWest	Lola/Ford Cosworth XB	186	Running	161,663
17	3	2	W Emerson Fittipaldi	Marlboro Penske	Penske/Mercedes Benz	184	Accident	298,163
18	8	28	W Arie Luyendyk	Indy Regency Racing	Lola/Ilmor D	179	Engine	161,412
19	6	90	Lyn St. James	Spirit of American				
				Woman/JC Penney	Lola/Ford Cosworth XB	170	Running	161,212
20	23	59	Scott Brayton	Glidden Paints	Lola/Menard	116	Engine	177,112
21	2	5	Raul Boesel	Duracell Charger	Lola/Ford Cosworth XB	100	Water pump	173,112
22	7	1	Nigel Mansell	Kmart/Texaco/Havoline	Lola/Ford Cosworth XB	92	Accident	153,312
23	25	3	Paul Tracy	Marlboro Penske	Penske/Mercedes Benz	92	Turbo	151,612
24	14	99	R Hideshi Matsuda	Beck Motorsports	Lola/Ford Cosworth XB	90	Accident	150,362
25	30	45	John Paul Jr.	Pro Formance Team Losi	Lola/Ilmor D	89	Accident	168,812
26	15	79	R Dennis Vitolo	Hooligans/Carlo	Lola/Ford Cosworth XB	89	Accident	143,862
27	32	25	R Marco Greco	International Sports, Ltd.	Lola/Ford Cosworth XB	53	Electrical	171,762
28	26	7	R Adrian Fernandez	Tecate/Quaker State	Reynard/Ilmor D	30	Suspension	146,612
29	12	17	Dominic Dobson	Columbia Helicopters	Lola/Ford Cosworth XB	29	Accident	139,912
30	33	40	Scott Goodyear	Budweiser	Lola/Ford Cosworth XB	29	Mechanical	159,312
31	31	10	Mike Groff	Motorola	Penske/Ilmor D	28	Accident	138,812
32	9	6	W Mario Andretti	Kmart/Texaco/Havoline	Lola/Ford Cosworth XB	23	Fuel system	138,512
33	20	21	Roberto Guerrero	Interstate Batteries	Lola/Buick	20	Accident	143,912
Total Purse								



AL UNSER JR.
B-4/19/1962

Time of Race: 3:06:29.006 **Average Speed:** 160.872 mph
Margin of Victory: 8.600 sec. **Pole:** #31 Al Unser Jr. (228.011, 2:37.887)
Fastest Race Lap: #2 Emerson Fittipaldi (Race Lap 121, 220.680 mph, 40.783 sec.)
Winning Car Owner: Penske Racing, Inc.
Winning Chief Mechanic: Richard Buck/Clive Howell
Winning Tire: Goodyear **Rookie of the Year:** Jacques Villeneuve
Legend: R=Indianapolis 500 Mile Race Rookie; W=Indianapolis 500 Mile Race Former Winner

Lap Leaders: Unser 1-23, Fittipaldi 24-61, Villeneuve 62-63, Fittipaldi 64-124, Villeneuve 125-129, Fittipaldi 130-133, Unser 134-138, Fittipaldi 139-164, Unser 165-168, Fittipaldi 169-184, Unser 185-200.


Lap Leader Summary: Fittipaldi 5 times for 145 laps, Unser 4-48, Villeneuve 2-7.
Lead Changes: 10 among 3 drivers.

Caution Laps: 7-9, #79 Vitolo, spin T4; 21-27, #21 Guerrero, accident T2; 30-40, #17 Dobson, #10 Groff, accident T1; 92-100, #99 Matsuda, accident T1, #45 Paul Jr., accident T2, #79 Vitolo, #1 Mansell, accident T3; 137-139, Debris; 185-190, #2 Fittipaldi, accident T4; 197-200, #91 Fox, accident T1. **Cautions:** 7 for 43 laps.

Official Box Score 79th Indianapolis 500 Mile Race at the Indianapolis Motor Speedway

● *Sunday, May 28, 1995* ●

Car							Total Prize Money	
FP	SP	No.	Driver	Car Name	Chassis/Engine	Laps	Status	
1	5	27	Jacques Villeneuve	Player's LTD/ Team Green	Reynard/Ford Cosworth XB	200	153.616	\$1,312,019
2	27	15	R Christian Fittipaldi	Marlboro Chapeco	Reynard/Ford Cosworth XB	200	153.583	594,668
3	21	9	W Bobby Rahal	Miller Genuine Draft	Lola/Mercedes Benz	200	153.577	373,267
4	24	7	R Eliseo Salazar	Cristal/Mobil 1/Copec	Lola/Ford Cosworth XB	200	153.553	302,417
5	7	5	Robby Gordon	Valvoline/Cummins	Reynard/Ford Cosworth XB	200	153.420	247,917
6	6	18	Mauricio Gugelmin	Hollywood/PacWest	Reynard/Ford Cosworth XB	200	153.392	284,667
7	2	40	W Arie Luyendyk	Glidden/Quaker State	Lola/Menard V6	200	153.067	247,417
8	15	33	Teo Fabi	ABB/Indeck	Reynard/Ford Cosworth XB	199	Running	206,853
9	18	17	W Danny Sullivan	VISA Bank of America/ PacWest	Reynard/Ford Cosworth XB	199	Running	193,453
10	10	25	Hiro Matsushita	Panasonic Duskin YKK	Reynard/Ford Cosworth XB	199	Running	196,053
11	17	34	R Alessandro Zampedri	The Mi-Jack Car	Lola/Ford Cosworth XB	198	Running	199,153
12	13	21	Roberto Guerrero	Upper Deck/ General Components	Reynard/Mercedes Benz	198	Running	181,203
13	33	4	Bryan Herta	Target/Scotch Video	Reynard/Ford Cosworth XB	198	Running	175,903
14	3	24	Scott Goodyear	LCI/Motorola/CNN	Reynard/Honda Indy	195	Penalty	246,403
15	20	54	Hideshi Matsuda	Beck Motorsports/ Taisan/Zunne Group	Lola/Ford Cosworth XB	194	Running	200,503
16	31	16	Stefan Johansson	Team Alumax	Reynard/Ford Cosworth XB	192	Running	182,703
17	1	60	Scott Brayton	Quaker State/Glidden	Lola/Menard V6	190	Running	306,503
18	12	31	R Andre Ribiero	LCI International	Reynard/Honda Indy	187	Running	176,753
19	8	20	Scott Pruett	Firestone Patrick Racing	Lola/Ford Cosworth XB	184	Accident	164,953
20	22	11	Raul Boesel	The Duracell Charger	Lola/Mercedes Benz	184	Oil line	169,053
21	25	10	Adrian Fernandez	Tecate Beer/ Quaker State/Galles	Lola/Mercedes Benz	176	Engine	183,903
22	9	12	Jimmy Vasser	Target/STP	Reynard/Ford Cosworth XB	170	Accident	162,003
23	32	77	Davy Jones	Jonathan Byrd's Cafeteria/ Bryant H. & C.	Lola/Ford Cosworth XB	161	Accident	182,303
24	16	3	Paul Tracy	Kmart/Budweiser/ Newman/Haas Racing	Lola/Ford Cosworth XB	136	Electrical	149,703
25	4	6	Michael Andretti	Kmart/Texaco Havoline/ Newman/Haas	Lola/Ford Cosworth XB	77	Suspension	192,053
26	30	41	Scott Sharp	AJ Foyt/ Copenhagen Racing	Lola/Ford Cosworth XB	74	Accident	158,003
27	23	80	Buddy Lazier	Glidden/Quaker State	Lola/Menard V6	45	Fuel system	145,903
28	26	19	Eric Bachelart	The AGFA Car	Lola/Ford Cosworth XB	6	Mechanical	155,003
29	19	8	R Gil de Ferran	Pennzoil Special/ Hall Racing	Reynard/Mercedes Benz	1	Accident	149,453
30	11	91	Stan Fox	Delta Faucet/Bowling/ Hemelgarn	Reynard/Ford Cosworth XB	0	Accident	143,603
31	14	14	Eddie Cheever Jr.	AJ Foyt/ Copenhagen Racing	Lola/Ford Cosworth XB	0	Accident	144,103
32	28	90	Lyn St. James	Whitlock Auto Supply	Lola/Ford Cosworth XB	0	Accident	157,803
33	29	22	R Carlos Guerrero	Herdez-Viva Mexico!	Lola/Ford Cosworth XB	0	Accident	172,853
Total Purse							\$8,058,550	



JACQUES VILLENEUVE
B-4/9/1971

Time of Race: 3:15:17.561 **Average Speed:** 153.616 mph **Margin of Victory:** 2.481 sec.

Pole: #60 Scott Brayton (231.604, 2:35.438)

Fastest Race Lap: #24 Scott Goodyear (Race Lap 179, 224.009 mph, 40.177 sec.)

Winning Car Owner: Team Green **Winning Chief Mechanic:** Kyle Moyer **Winning Tire:** Goodyear

Rookie of the Year: Christian Fittipaldi

Legend: R=Indianapolis 500 Mile Race Rookie; W=Indianapolis 500 Mile Race Former Winner


Lap Leaders: Goodyear 1-9, Luyendyk 10-16, Mi. Andretti 17-32, Goodyear 33-35, Villeneuve 36-38, Mi. Andretti 39-66, Goodyear 67, Gugelmin 68-76, Mi. Andretti 77, Goodyear 78-81, Gugelmin 82-116, Goodyear 117-120, Rahal 121, Boesel 122-123, Gugelmin 124-138, Goodyear 139, Vasser 140-155, Villeneuve 156-162, Pruett 163-165, Gordon 166, Vasser 167-170, Pruett 171-175, Goodyear 176-195, Villeneuve 196-200. **Lap Leader Summary:** Gugelmin 3 times for 59 laps, Mi. Andretti 3-45, Goodyear 7-42, Vasser 2-20, Villeneuve 3-15, Pruett 2-8, Luyendyk 1-7, Boesel 1-2, Gordon 1-1, Rahal 1-1.

Lead Changes: 23 among 10 drivers. **Caution Laps:** 1-9, #91 Fox, #14 Cheever, #90 St. James, #22 C. Guerrero, #8 de Ferran, accident T1; 37-44, Debris; 80-86, #41 Sharp, accident T4; 89-95, #16 Johansson, spin T4; 123-126, #31 Ribiero, tow-in; 138-141, #3 Tracy, tow-in; 163-169, #77 Jones, accident T4; 171-176, #12 Vasser, accident T3; 185-190, #20 Pruett, accident T2. **Cautions:** 9 for 58 laps.

Official Box Score 80th Indianapolis 500 Mile Race at the Indianapolis Motor Speedway

• Sunday, May 26, 1996 •

FP	SP	Car No.	Driver	Car Name	Chassis/Engine	Laps	Status	Total Prize Money
1	5	91	Buddy Lazier	Hemelgarn Racing-Delta Faucet-Montana	Reynard/Ford Cosworth XB	200	147.956	\$1,367,854
2	2	70	Davy Jones	Delco Electronics High Tech Team Galles	Lola/Mercedes Ilmor	200	147.948	632,503
3	15	4 R	Richie Hearn	Della Penna Mtspts. Ralph's Food 4 Less Fuji	Reynard/Ford Cosworth XB	200	147.871	375,203
4	7	8	Alessandro Zampedri	Mi-Jack/AGIP/Xcel	Lola/Ford Cosworth XB	199	Accident	270,853
5	6	21	Roberto Guerrero	Wave/Phoe/Pennzoil	Reynard/Ford Cosworth XB	198	Accident	315,503
6	3	7	Eliseo Salazar	Cristal/Copec Mobil	Lola/Ford Cosworth XB	197	Accident	226,653
7	33	32	Danny Ongais	Glidden Menards	Lola/Menard V6	197	Running	228,253
8	30	52	Hideshi Matsuda	Team Taisan/Beck Motorsports	Lola/Ford Cosworth XB	197	Running	233,953
9	23	54 R	Robbie Buhl	Original Coors/Beck Motorsports	Lola/Ford Cosworth XB	197	Running	195,403
10	21	11	Scott Sharp	Conesco AJ Foyt Racing	Lola/Ford Cosworth XB	194	Running	202,053
11	4	3	Eddie Cheever Jr.	Quaker State Menards	Lola/Menard V6	189	Running	206,103
12	10	14 R	Davey Hamilton	AJ Foyt Copenhagen Racing	Lola/Ford Cosworth XB	181	Running	184,003
13	8	22 R	Michel Jourdain Jr.	Herdez Quaker State/Viva Mexico!	Lola/Ford Cosworth XB	177	Running	193,653
14	18	45	Lyn St. James	Spirit of San Antonio	Lola/Ford Cosworth XB	153	Accident	182,603
15	32	44 R	Scott Harrington	Gold Eagle/Mechanics Laundry/Harrington/LP	Reynard/Ford Cosworth XB	150	Accident	190,753
16	20	5 W	Arie Luyendyk	Jonathan Byrd's Cafeteria/Bryant H. & C.	Reynard/Ford Cosworth XB	149	Damage	216,503
17	9	12 R	Buzz Calkins	Bradley Food Marts/Hoosier Lottery	Reynard/Ford Cosworth XB	148	Brake Engine	173,553 168,453
18	19	27 R	Jim Guthrie	Team Blueprint Racing	Lola/Menard V6	144	Engine	161,253
19	14	30 R	Mark Dismore	Quaker State Menards	Lola/Menard V6	129	Engine	158,503
20	11	60	Mike Groff	Valvoline Cummins Craftsman	Reynard/Ford Cosworth XB	122	Tire	176,653
21	28	34 R	Fermin Velez	Scandia/Xcel/Royal Purple	Lola/Ford Cosworth XB	107	Engine fire	169,653
22	31	43 R	Joe Gosek	Scandia/Fanatics Only/Xcel	Lola/Ford Cosworth XB	106	Radiator	
23	26	10 R	Brad Murphy	Hemelgarn Racing-Delta Faucet	Reynard/Ford Cosworth XB	91	Suspension	177,853
24	1	20 R	Tony Stewart	Menards/Glidden/Quaker State	Lola/Menard V6	82	Engine	222,053
25	25	90 R	Racin Gardner	Team Scandia/Slick Gardner Enterprises	Lola/Ford Cosworth XB	76	Suspension	149,853
26	22	41	Marco Greco	AJ Foyt Enterprises	Lola/Ford Cosworth XB	64	Engine	153,303
27	13	9	Stephan Gregoire	Hemelgarn Racing/Delta Faucet	Reynard/Ford Cosworth XB	59	Coil fire	147,103
28	27	16	Johnny Parsons	Team Blueprint Racing	Lola/Menard V6	48	Radiator	161,203
29	29	75 R	Johnny O'Connell	Mechanics Laundry/Cunningham	Reynard/Ford Cosworth XB	47	Fuel system	145,553
30	12	33 R	Michele Alboreto	Rio Hotel & Casino/Perry Ellis/Royal Purple	Reynard/Ford Cosworth XB	43	Gearbox	144,953
31	17	18	John Paul Jr.	V-Line/Earl's Perf. Prod./Crowne Plaza/Keeco	Lola/Menard V6	10	Ignition	144,203
32	24	96 R	Paul Durant	ABF Motorsports/Sunrise Rentals	Lola/Buick	9	Engine	149,153
33	16	64 R	Johnny Unser	Ruger-Titanium/Project Indy	Reynard/Ford Cosworth XB	0	Transmission	143,953
Total Purse								\$7,969,100



Time of Race: 3:22:45.753 **Average Speed:** 147.956 mph **Margin of Victory:** .695 of a sec.
Pole: #20 Tony Stewart (233,718, 2:34.440) **Fastest Qualifier:** #5 Arie Luyendyk (236,986, 2:31.908)
Fastest Race Lap: #3 Eddie Cheever Jr. (Race Lap 78, 236.103 mph, 38.119 sec.)
Winning Car Owner: Hemelgarn Racing, Inc. **Winning Chief Mechanic:** Mark Shambarger
Winning Tire: Firestone **Rookie of the Year:** Tony Stewart
Legend: R=Indianapolis 500 Mile Race Rookie; W=Indianapolis 500 Mile Race Former Winner


Lap Leaders: Stewart 1-31, Guerrero 32-37, Lazier 38-41, Stewart 42-54, Guerrero 55-70, Jones 71-86, Lazier 87-97, Jones 98-120, Lazier 121-133, Guerrero 134-158, Jones 159-160, Lazier 161-167, Jones 168-169, Zampedri 170-189, Jones 190-192, Lazier 193-200.

Lap Leader Summary: Guerrero 3 times for 47 laps, Jones 5-46, Stewart 2-44, Lazier 5-43, Zampedri 1-20.
Lead Changes: 15 among 5 drivers. **Caution Laps:** 3-5, Debris; 11-16, #96 Durant, spin T3; 18-20, #32 Ongais, spin T3; 50-55, #16 Parsons, smoking; 69-73, Debris; 94-105, #10 Murphy, brushed wall T2; 119-124, #34 Velez, engine fire; 132-139, #30 Dismore, stopped backstretch; 162-168, #44 Harrington, #45 St. James, accident T2; 196-198, #11 Sharp, accident T2. **Cautions:** 10 for 59 laps.

Official Box Score 81st Indianapolis 500 Mile Race at the Indianapolis Motor Speedway

● *Tuesday, May 27, 1997* ●

Car							Total Prize Money
FP	SP	No.	Driver	Car Name	Chassis/Engine	Laps Status	Money
1	1	5	W Arie Luyendyk	Wavephore/Sprint PCS/ Miller Lite/Provimi	G Force/Oldsmobile Aurora	200 145.827	\$1,568,150
2	5	6	Scott Goodyear	Nortel/Sprint PCS/ Quebecor Printing	G Force/Oldsmobile Aurora	200 145.820	513,300
3	7	52	R Jeff Ward	FirstPlus Team Cheever	G Force/Oldsmobile Aurora	200 145.779	414,250
4	10	91	W Buddy Lazier	Delta Faucet-Montana- Hemelgarn	Dallara/Oldsmobile Aurora	200 145.705	279,250
5	2	2	Tony Stewart	Glidden/Menards	G Force/Oldsmobile Aurora	200 145.490	345,050
6	8	14	Davey Hamilton	AJ Foyt PowerTeam Racing	G Force/Oldsmobile Aurora	199 Running	214,000
7	22	11	R Billy Boat	Conseco A.J. Foyt Racing	Dallara/Oldsmobile Aurora	199 Running	269,700
8	4	3	Robbie Buhl	Quaker State/Menards	G Force/Oldsmobile Aurora	199 Running	235,200
9	21	30	R Robbie Groff	Alfa-Laval/Team Losi/ McCormack Mtspts.	G Force/Oldsmobile Aurora	197 Running	222,350
10	29	33	Fermin Velez	Old Navy Scandia Royal Purple Alta Xcel	Dallara/Oldsmobile Aurora	195 Running	216,400
11	16	12	Buzz Calkins	Bradley Food Marts	G Force/Oldsmobile Aurora	188 Half shaft	201,000
12	18	10	Mike Groff	Jonathan Byrd's Cafeteria/ Visionaire/Bryant	G Force/Oldsmobile Aurora	188 Running	197,300
13	34	90	Lyn St. James	Lifetime TV-Cinergy- Delta Faucet-Hemelgarn	Dallara/Nissan Infiniti Indy	186 Accident	188,000
14	20	44	R Steve Kinser	SRS/One Call/Menards/ Quaker St./St. Elmo's	Dallara/Oldsmobile Aurora	185 Accident	193,250
15	28	54	Dennis Vitolo	SmithKline Beechman/ Kroger/Beck Mtspts.	Dallara/Nissan Infiniti Indy	173 Running	210,000
16	27	22	Marco Greco	Side Play Int'l Sport Scandia Alta Xcel	Dallara/Oldsmobile Aurora	166 Gearbox	193,000
17	3	8	R Vincenzo Sospiri	Old Navy Scandia Royal Purple Alta Xcel	Dallara/Oldsmobile Aurora	163 Running	196,250
18	35	9	Johnny Unser	Delta Faucet-Montana- Cinergy-Hemelgarn	Dallara/Nissan Infiniti Indy	158 Oil pressure	158,000
19	26	18	R Tyce Carlson	Klipsch Tnemec Overhead Door Pyle V-Line	Dallara/Oldsmobile Aurora	156 Accident	173,250
20	17	40	R Jack Miller	AMS/Crest Racing/ Trane/Spot-On	Dallara/Nissan Infiniti Indy	131 Accident	171,250
21	33	1	Paul Durant	Conseco A.J. Foyt Racing	G Force/Oldsmobile Aurora	111 Accident	178,000
22	24	50	R Billy Roe	Sega/Progressive Elect./ KECO/U.J.T./Euroint'l	Dallara/Oldsmobile Aurora	110 Accident	150,250
23	11	51	Eddie Cheever Jr.	FirstPlus Team Cheever	G Force/Oldsmobile Aurora	84 Timing chain	176,000
24	9	7	Eliseo Salazar	Copeck/Cristal/Scandia	Dallara/Oldsmobile Aurora	70 Accident	164,000
25	30	97	R Greg Ray	Tobacco Free Kids	Dallara/Oldsmobile Aurora	48 Water pump	171,250
26	6	27	Jim Guthrie	Blueprint/Jacuzzi/ Armour Golf/ERTL	Dallara/Oldsmobile Aurora	43 Engine	164,500
27	19	21	Roberto Guerrero	Pennzoil-Pagan Racing	Dallara/Nissan Infiniti Indy	25 Steering	160,000
28	25	28	Mark Dismore	Kelley Auto/Mech Laundry/ Bombardier	Dallara/Oldsmobile Aurora	24 Accident	159,000
29	12	42	Robby Gordon	Coors Light	G Force/Oldsmobile Aurora	19 Fire	139,500
30	32	72	R Claude Bourbonnais	Blueprint/Jacuzzi/ Armour Golf/ERTL	Dallara/Oldsmobile Aurora	9 Engine	152,250
31	13	77	Stephan Gregoire	Chastain Motorsports- Estridge-Miller Eads	G Force/Oldsmobile Aurora	0 Accident	158,000
32	14	17	R Affonso Giaffone	General Motors Brazil Chitwood	Dallara/Oldsmobile Aurora	0 Accident	158,250
33	15	4	R Kenny Brack	Monsoon Galles Racing	G Force/Oldsmobile Aurora	0 Accident	202,250
34	23	16	R Sam Schmidt	Blueprint/HOPE Prepaid Fuel Card	Dallara/Oldsmobile Aurora	0 Engine	150,250
35	31	34	Alessandro Zampedri	Mi-Jack Scandia Royal Purple	Dallara/Oldsmobile Aurora	0 Oil leak	145,000
Total Purse							\$8,587,450



ARIE LUYENDYK
B-9/21/1953

Time of Race: 3:25:43.388 **Average Speed:** 145.827 mph **Margin of Victory:** .570 of a sec.

Pole: #5 Arie Luyendyk (218.263, 2:44.939)

Fastest Race Lap: #2 Tony Stewart (Race Lap 105, 215.626 mph, 41.739 sec.) **Winning Car Owner:** Treadway Racing, LLC

Winning Chief Mechanic: Skip Faul **Winning Tire:** Firestone **Rookie of the Year:** Jeff Ward

Legend: R=Indianapolis 500 Mile Race Rookie; W=Indianapolis 500 Mile Race Former Winner


Race Notes: Race was postponed from May 25 to May 26 due to rain. Race stopped on May 26 after 15 laps due to rain and restarted the next day. **Lap Leaders:** Stewart 1-50, Boat 51, Stewart 52-62, Luyendyk 63-78, Stewart 79, Lazier 80-82, Luyendyk 83-109, Stewart 110-111, Lazier 112-115, Buhl 116-131, Luyendyk 132-140, Goodyear 141, Ward 142-166, Luyendyk 167-168, Ward 169-192, Goodyear 193, Luyendyk 194-200. **Lap Leader Summary:** Stewart 4 times for 64 laps, Luyendyk 5-61, Ward 2-49, Buhl 1-16, Lazier 2-7, Goodyear 2-2, Boat 1-1. **Lead Changes:** 16 among 7 drivers. **Caution**

Laps: 56 Lap, #17 Giaffone, #4 Brack, #77 Gregoire, acc. T4; 10-10, #72 Bourbonnais, smoke; 11-14, Rain; 15-15, Red Flag; 16-18, Race restart; 20-28, #42 Gordon, stopped T3, #28 Dismore, #7 Salazar, #44 Kinser, acc. T4 (Lap 24); 59-62, #27 Guthrie, stopped; 94-99, #7 Salazar, stopped T2; 114-123, #50 Roe, #1 Durant, accident T3; 137-142, #40 Miller, acc. T3; 165-169, #18 Carlson, acc. T2; 189-193, #44 Kinser, acc. T4; 196-197, Debris; 199-199, Debris. **Cautions:** 14 for 58 laps.

Official Box Score 82nd Indianapolis 500 Mile Race at the Indianapolis Motor Speedway

● *Sunday, May 24, 1998* ●

FP	SP	Car No.	Driver	Car Name	Chassis/Engine	Laps	Status	Total Prize Money
1	17	51	Eddie Cheever Jr.	Rachel's Potato Chips	Dallara/Oldsmobile Aurora	200	145.155	\$1,433,000
2	11	91	W Buddy Lazier	Delta Faucet/Coors Light/Hemelgard	Dallara/Oldsmobile Aurora	200	145.118	483,200
3	23	55	R Steve Knapp	Primadonna Resorts/Miller Milling/ISM	G Force/Oldsmobile Aurora	200	145.076	338,750
4	8	6	Davey Hamilton	Reebok/Nienhouse Motorsports	G Force/Oldsmobile Aurora	199	Running	301,650
5	21	52	R Robby Unser	Team Cheever	Dallara/Oldsmobile Aurora	198	Running	209,400
6	3	14	Kenny Brack	AJ Foyt Power/Team Racing	Dallara/Oldsmobile Aurora	198	Running	310,750
7	16	81	John Paul Jr.	Team Pelfrey	Dallara/Oldsmobile Aurora	197	Running	216,350
8	19	17	R Andy Michner	Konica/Syan Racing	Dallara/Oldsmobile Aurora	197	Running	182,050
9	13	44	R J.J. Yeley	One Call Comm. Quaker State Menards SRS	Dallara/Oldsmobile Aurora	197	Running	198,550
10	18	12	Buzz Calkins	Int'l Star Registry/Bradley Food Marts	G Force/Oldsmobile Aurora	195	Running	248,500
11	26	7	R Jimmy Kite	Royal Purple Synthetic/Synerlec/Scandia	Dallara/Oldsmobile Aurora	195	Running	287,300
12	22	18	R Jack Hewitt	Parker Machinery	G Force/Oldsmobile Aurora	195	Running	265,800
13	27	35	Jeff Ward	Team Tabasco/Superflo/Prolong/ISM	G Force/Oldsmobile Aurora	194	Running	242,050
14	14	16	Marco Greco	Int. Sports Ltd. Phoenix Racing	G Force/Oldsmobile Aurora	183	Engine	167,800
15	32	10	Mike Groff	Jonathan Byrd's VisionAire Bryant H. & C.	G Force/Oldsmobile Aurora	183	Running	237,600
16	7	8	Scott Sharp	Delphi Automotive Systems	Dallara/Oldsmobile Aurora	181	Gearbox	234,800
17	31	77	Stephan Gregoire	Blue Star/Tokheim/Estridge/Miller-Eads	G Force/Oldsmobile Aurora	172	Running	225,300
18	2	97	Greg Ray	TMS/TNN/Truc Value/Dixie Chopper	Dallara/Oldsmobile Aurora	167	Gearbox	175,400
19	30	30	Raul Boesel	Beloit/Fast Rod/Team Losi/TransWorld	G Force/Oldsmobile Aurora	164	Running	221,300
20	28	5	W Arie Luyendyk	Sprint PCS/Radio Shack/Qualcomm	G Force/Oldsmobile Aurora	151	Gearbox	242,100
21	15	40	Jack Miller	Crest Racing	Dallara/Nissan Infiniti Indy	128	Running	159,800
22	9	21	Roberto Guerrero	Pagan Racing	Dallara/Oldsmobile Aurora	125	Running	165,300
23	1	11	Billy Boat	Consoco AJ Foyt Racing	Dallara/Oldsmobile Aurora	111	Drive line	364,200
24	10	4	Scott Goodyear	Pennzoil Panther	G Force/Oldsmobile Aurora	100	Clutch	253,300
25	25	9	Johnny Unser	Hemelgard Racing	Dallara/Oldsmobile Aurora	98	Engine	136,300
26	6	99	Sam Schmidt	Best Western Gold Crown Racing	Dallara/Oldsmobile Aurora	48	Accident	215,300
27	12	28	Mark Dismore	Kelley Automotive	Dallara/Oldsmobile Aurora	48	Accident	209,300
28	29	19	R Stan Wattles	Metro Racing Systems/NCLD	Riley & Scott/Oldsmobile Aurora	48	Accident	138,550
29	20	53	Jim Guthrie	Delco Remy/Goodyear/ISM Racing Aurora	G Force/Oldsmobile Aurora	48	Accident	133,300
30	33	33	Billy Roe	Royal Purple/ProLink/Scandia	Dallara/Oldsmobile Aurora	48	Accident	137,300
31	5	3	Robbie Buhl	Johns Manville/Menards	Dallara/Oldsmobile Aurora	44	Engine	222,300
32	24	98	R Donnie Beechler	Cahill Auto Racing	G Force/Oldsmobile Aurora	34	Engine	132,300
33	4	1	Tony Stewart	Glidden/Menards	Dallara/Oldsmobile Aurora	22	Engine	220,250
Total Purse								\$8,709,150



EDDIE CHEEVER JR.
B-1/10/1958

Time of Race: 3:26:40.524 **Average Speed:** 145.155 mph **Margin of Victory:** 3.191 sec.
Pole: #11 Billy Boat (223.503, 2:41:503)
Fastest Race Lap: #1 Tony Stewart (Race Lap 19, 214.746 mph, 41.910 sec.)
Winning Car Owner: Team Cheever **Winning Chief Mechanic:** Owen Snyder III
Winning Tire: Goodyear **Rookie of the Year:** Steve Knapp
Legend: R=Indianapolis 500 Mile Race Rookie; W=Indianapolis 500 Mile Race Former Winner

Lap Leaders: Boat 1-12, Ray 13-20, Stewart 21, Ray 22-31, Brack 32-46, Calkins 47-50, Lazier 51-61, Brack 62-67, Cheever 68-84, Luyendyk 85, Brack 86-87, Lazier 88-93, Cheever 94-97, Paul 98-113, Hamilton 114-116, Cheever 117-122, Lazier 123, Paul 124-146, Luyendyk 147-149, Cheever 150-153, Lazier 154, Cheever 155-176, Lazier 177, Cheever 178-200. **Lap Leader Summary:** Cheever 6 times for 76 laps, Paul 2-39, Brack 3-23, Lazier 5-20, Ray 2-18, Boat 1-12, Luyendyk 2-4, Calkins 1-4, Hamilton 1-3, Stewart 1-1.
Lead Changes: 23 among 10 drivers. **Caution Laps:** 1-3, #44 Yeley, spin T1; 22-26, #1 Stewart, stopped T1; 34-38, #98 Beechler, engine; 45-48, #3 Buhl, stopped on backstretch; 49-63, #33 Roe, #53 Guthrie, #19 Wattles, #28 Dismore, #99 Schmidt, accident T3; 96-99, #7 Kite, stalled; 122-127, #40 Miller, stalled; 132-135, #11 Boat, stalled; 153-156, #5 Luyendyk, stalled; 176-179, #77 Gregoire, brushed wall T4; 180-182, #18 Hewitt, spin T1; 191-194, #16 Greco, smoking. **Cautions:** 12 for 61 laps.

Official Box Score 83rd Indianapolis 500 Mile Race at the Indianapolis Motor Speedway

• *Sunday, May 30, 1999* •

FP	SP	Car No.	Driver	Car Name	Chassis/Engine	Laps	Status	Total Prize Money
1	8	14	Kenny Brack	A.J. Foyt Power Team Racing	Dallara/Oldsmobile Aurora	200	153.176	\$1,465,190
2	14	21	Jeff Ward	Yahoo/MerchantOnline	Dallara/Oldsmobile Aurora	200	153.091	583,150
3	3	11	Billy Boat	A.J. Foyt Racing	Dallara/Oldsmobile Aurora	200	152.853	435,200
4	4	32	Robby Gordon	Glidden/Menards	Dallara/Oldsmobile Aurora	200	152.180	253,270
5	27	55	Robby McGehee	Energizer Advanced Formula	Dallara/Oldsmobile Aurora	199	Running	247,750
6	32	84	Robbie Buhl	A.J. Foyt Racing	Dallara/Oldsmobile Aurora	199	Running	257,500
7	22	91	W Buddy Lazier	Delta Faucet/Coors Light/Tae-Bo/Hemelgarn	Dallara/Oldsmobile Aurora	198	Running	285,100
8	17	81	Robby Unser	PetroMoly/Team Pelfrey	Dallara/Oldsmobile Aurora	197	Running	195,500
9	24	22	Tony Stewart	The Home Depot	Dallara/Oldsmobile Aurora	196	Running	186,670
10	10	54	Hideshi Matsuda	Mini Juke-Beck Motorsports	Dallara/Oldsmobile Aurora	196	Running	186,000
11	11	9	Davey Hamilton	Galles Racing Spinal Conquest	Dallara/Oldsmobile Aurora	196	Running	220,500
12	33	3	Raul Boesel	Brant Racing R&S MKV	Riley & Scott/Olds Aurora	195	Running	248,600
13	12	42	R John Hollansworth Jr.	pcsave.com/Lycos	Dallara/Oldsmobile Aurora	192	Running	265,400
14	15	20	Tyce Carlson	Penzoil/Damon's/Bluegreen	Dallara/Oldsmobile Aurora	190	Running	247,000
15	21	96	R Jeret Schroeder	Purity Farms/Cobb Racing	G Force/Infiniti Indy	175	Engine	176,250
16	5	28	Mark Dismore	MCI WorldCom	Dallara/Oldsmobile Aurora	168	Accident	235,300
17	20	19	Stan Wattles	Metro Racing Systems/NCLD	Dallara/Oldsmobile Aurora	147	Running	158,000
18	16	51	W Eddie Cheever Jr.	Team Cheever/Children's Beverage Group	Dallara/Infiniti Indy	139	Engine	246,800
19	26	12	Buzz Calkins	Bradley Food Marts/Sav-O-Mat	G Force/Oldsmobile Aurora	133	Running	228,000
20	23	33	Roberto Moreno	Truscelli Team Racing/Warner Bros.	G Force/Oldsmobile Aurora	122	Gearbox	225,670
21	2	2	Greg Ray	Glidden/Menards	Dallara/Oldsmobile Aurora	120	Accident pits	204,900
22	1	5	W Arie Luyendyk	Sprint PCS/Meijer	G Force/Oldsmobile Aurora	117	Accident	382,350
23	29	52	R Wim Eeckmans	EGP/Beaulieu of America	Dallara/Oldsmobile Aurora	113	Timing chain	145,250
24	28	30	Jimmy Kite	Alfa Laval/Team Losi/Fastrud	G Force/Oldsmobile Aurora	111	Engine	228,000
25	25	50	Roberto Guerrero	Cobb Racing	G Force/Infiniti Indy	105	Engine	217,000
26	13	35	Steve Knapp	Delco Remy-Thermo Tech-Microphonics	G Force/Oldsmobile Aurora	104	Handling	216,000
27	9	4	Scott Goodyear	Penzoil Panther	G Force/Oldsmobile Aurora	101	Engine	217,500
28	6	8	Scott Sharp	Delphi Automotive Systems	Dallara/Oldsmobile Aurora	83	Transmission	221,500
29	19	98	Donnie Beechler	Cahill Racing/Big Daddy's BBQ	Dallara/Oldsmobile Aurora	74	Engine	143,000
30	7	99	Sam Schmidt	Unistar Auto Insurance	G Force/Oldsmobile Aurora	62	Accident	213,800
31	31	17	Jack Miller	Dean's Milk Chug	Dallara/Oldsmobile Aurora	29	Clutch	146,000
32	30	92	Johnny Unser	Tae-Bo/Hemelgarn/Homier Tool/Delta Faucet	Dallara/Oldsmobile Aurora	10	Brakes	161,000
33	18	6	Eliseo Salazar	FUBU Nienhouse Racing	G Force/Oldsmobile Aurora	7	Accident	141,000
Total Purse								\$8,984,150



KENNY BRACK
B-3/21/1966

Time of Race: 3:15:51.182 **Average Speed:** 153.176 mph **Margin of Victory:** 6.562 sec.

Pole: #5 Arie Luyendyk (225.179, 2:39.873)

Fastest Race Lap: #2 Greg Ray (Race Lap 101, 218.882 mph, 41.118 sec.)

Winning Car Owner: A.J. Foyt Enterprises

Winning Chief Mechanic: Bill Spencer **Winning Tire:** Goodyear

Rookie of the Year: Robby McGehee

Legend: R=Indianapolis 500 Mile Race Rookie; W=Indianapolis 500 Mile Race Former Winner


Lap Leaders: Luyendyk 1-32, Ray 33, Schmidt 34-37, Luyendyk 38-44, Ray 45-59, Brack 60-64, Luyendyk 65-69, Brack 70-82, Ray 83-95, Brack 96-98, Luyendyk 99-117, Ray 118-120, Cheever 121-124, Brack 125-150, Ward 151-153, Brack 154-170, Gordon 171-198, Brack 199-200. **Lap Leader Summary:** Brack 6 times for 66 laps, Luyendyk 4-63, Ray 4-32, Gordon 1-28, Schmidt 1-4, Cheever 1-4, Ward 1-3. **Lead Changes:** 17 among 7 drivers.

Caution Laps: 9-14, #6 Salazar, accident T2; 35-39, #54 Matsuda, stalled; 63-68, #99 Schmidt, accident T1; 93-98, #35 Knapp, accident T2; 102-105, #4 Goodyear, engine; 118-124, #5 Luyendyk, accident T3, #2 Ray, #28 Dismore, accident pits; 162-164, #30 Kite, stalled; 169-173, #28 Dismore, accident T2. **Cautions:** 8 for 42 laps.

Official Box Score 84th Indianapolis 500 Mile Race at the Indianapolis Motor Speedway

◆ *Sunday, May 28, 2000* ◆

FP	SP	Car No.	Driver	Car Name	Chassis/Engine	Laps	Status	Total Prize Money
1	2	9 R	Juan Pablo Montoya	Target	G Force/Oldsmobile	200	167.607	\$1,235,690
2	16	91 W	Buddy Lazier	Delta Faucet/Coors Light/ Tae-Bo/Hemelgarn	Dallara/Oldsmobile	200	167.495	574,600
3	3	11	Eliseo Salazar	Rio A.J. Foyt Racing	G Force/Oldsmobile	200	167.362	474,900
4	6	14	Jeff Ward	Harrah's A.J. Foyt Racing	G Force/Oldsmobile	200	167.320	361,000
5	10	51 W	Eddie Cheever Jr.	#51 Excite@Home	Dallara/Nissan Infiniti	200	167.315	364,500
6	4	32	Robby Gordon	Turtle Wax/Burger King/ Moen/JM	Dallara/Oldsmobile	200	167.309	216,355
7	7	10	Jimmy Vasser	Target	G Force/Oldsmobile	199	Running	207,505
8	20	7	Stephan Gregoire	Mexmil/Tokheim/ Viking Air Tools	G Force/Oldsmobile	199	Running	306,900
9	13	4	Scott Goodyear	Pennzoil Panther	Dallara/Oldsmobile	199	Running	348,800
10	5	8	Scott Sharp	Delphi Automotive Systems/MCI WorldCom	Dallara/Oldsmobile	198	Running	313,000
11	11	28	Mark Dismore	On Star/GM BuyPower/ Bryant H. & C.	Dallara/Oldsmobile	198	Running	294,500
12	15	98	Donnie Beechler	Cahill Racing	Dallara/Oldsmobile	198	Running	283,000
13	26	33 R	Jaques Lazier	Miles of Hope/Truscetti Team Racing	G Force/Oldsmobile	198	Running	290,250
14	29	6	Jeret Schroeder	Kroger/Tri Star Motorsports Inc.	Dallara/Oldsmobile	198	Running	279,000
15	31	41	Billy Boat	Harrah's A.J. Foyt Racing	G Force/Oldsmobile	198	Running	211,000
16	24	55	Raul Boesel	Epson	G Force/Oldsmobile	197	Running	213,000
17	17	50 R	Jason Leffler	UnitedAuto Group	G Force/Oldsmobile	197	Running	170,905
18	22	12	Buzz Calkins	Bradley Motorsports/ Team CAN	Dallara/Oldsmobile	194	Running	169,000
19	27	23	Steve Knapp	Dreyer & Reinbold Racing	G Force/Nissan Infiniti	193	Running	167,000
20	28	16	Davey Hamilton	FreeInternet.com/ TeamXtreme	G Force/Oldsmobile	188	Running	166,500
21	12	5	Robby McGehee	Meijer/Energizer Advanced Formula/Mall.com	G Force/Oldsmobile	187	Running	281,400
22	30	22	Johnny Unser	Delco Remy/Microdigicom/ Homier Tools	G Force/Oldsmobile	186	Running	161,000
23	8	92	Stan Wattles	Hemelgarn/Metro Racing	Dallara/Oldsmobile	172	Engine	159,000
24	14	18 R	Sam Hornish Jr.	Hornish Bros. Trucking/ APC	Dallara/Oldsmobile	153	Accident	268,250
25	21	88 R	Airton Daré	TeamXtreme/USACredit.com/ FreeInternet.com	G Force/Oldsmobile	126	Engine	262,250
26	9	24	Robbie Buhl	Team Purex Dreyer & Reinbold Racing	G Force/Oldsmobile	99	Engine	258,500
27	23	75	Richie Hearn	Pagan Racing	Dallara/Oldsmobile	97	Electrical	155,000
28	33	48 R	Andy Hillenburg	SUMAR Special by Irwindale Speedway	Dallara/Oldsmobile	91	Wheel bearing	154,250
29	18	3 W	Al Unser Jr.	Galles ECR Racing Tickets.com Starz	G Force/Oldsmobile	89	Overheating	256,000
30	25	27	Jimmy Kite	Big Daddy's BBQ/ Founders Bank	G Force/Oldsmobile	74	Engine	164,000
31	19	15 R	Sarah Fisher	Walker Racing Cummins	Dallara/Oldsmobile	71	Accident	165,750
32	32	90	Lyn St. James	Yellow Freight Systems	G Force/Oldsmobile	69	Accident	152,000
33	1	1	Greg Ray	Team Conesco/ Quaker State/Menards	Dallara/Oldsmobile	67	Accident	388,700
Total Purse								\$9,473,505



**JUAN PABLO
MONTOKYA**
B-9/20/1975

Time of Race: 2:58:59.431 **Average Speed:** 167.607 mph

Margin of Victory: 7.184 sec.

Pole: #1 Greg Ray (2:23.471, 2:41.095)

Fastest Race Lap: #91 Buddy Lazier (Race Lap 198, 218.494 mph, 41.191 sec.)

Winning Car Owner: Target/Chip Ganassi Racing

Winning Chief Mechanic: Steve Gough

Winning Tire: Firestone **Rookie of the Year:** Juan Pablo Montoya

Legend: R=Indianapolis 500 Mile Race Rookie; W=Indianapolis 500 Mile Race Former Winner

Lap Leaders: Ray 1-26, Montoya 27-29, Vasser 30, McGehee 31-32, Montoya 33-175, Vasser 176-179, Montoya 180-200.

Lap Leader Summary: Montoya 3 times for 167 laps, Ray 1-26, Vasser 2-5, McGehee 1-2. **Lead Changes:** 6 among 4 drivers. **Caution Laps:** 66-70, #1 Ray, accident T2; 74-84, #90 St. James, #15 Fisher, accident T1; 99-102, Debris; 127-130, oil on track; 144-150, #1 Ray, accident T2; 158-161, #18 Hornish Jr., accident T2; 174-177, oil on track. **Cautions:** 7 for 39 laps.

Official Box Score 85th Indianapolis 500 Mile Race at the Indianapolis Motor Speedway

● *Sunday, May 27, 2001* ●

FP	SP	Car	Driver	Car Name	Chassis/Engine	Laps	Status	Total Prize Money
1	11	68	R Helio Castroneves	Marlboro Team Penske	Dallara/Oldsmobile	200	141.574	\$1,270,475
2	5	66	Gil de Ferran	Marlboro Team Penske	Dallara/Oldsmobile	200	141.555	482,775
3	21	39	Michael Andretti	Motorola/Archipelago	Dallara/Oldsmobile	200	141.510	346,225
4	12	44	Jimmy Vasser	Target Chip Ganassi Racing	G Force/Oldsmobile	200	141.419	233,325
5	20	50	R Bruno Junqueira	Target Chip Ganassi Racing	G Force/Oldsmobile	200	141.271	255,825
6	7	33	Tony Stewart	Target Chip Ganassi Racing	G Force/Oldsmobile	200	141.157	218,850
7	28	14	Eliseo Salazar	Harrah's A.J. Foyt Racing	Dallara/Oldsmobile	199	Running	356,300
8	30	88	Airton Daré	1-800-BAR NONE TeamXtreme	G Force/Oldsmobile	199	Running	320,325
9	32	98	Billy Boat	CURB Records	Dallara/Oldsmobile	199	Running	337,325
10	33	21	R Felipe Giaffone	Hollywood	G Force/Oldsmobile	199	Running	211,575
11	14	10	Robby McGehee	Cahill Racing Cure Autism Now	Dallara/Oldsmobile	199	Running	290,825
12	24	12	Buzz Calkins	Bradley Food Marts/ Sav-O-Mar	Dallara/Oldsmobile	198	Running	286,025
13	6	5	W Arie Luyendyk	Meijer	G Force/Oldsmobile	198	Running	182,275
14	13	4	Sam Hornish Jr.	Pennzoil Panther	Dallara/Oldsmobile	196	Running	308,825
15	9	24	Robbie Buhl	Team Pures Dreyer & Reinbold Racing	G Force/Infiniti	196	Running	300,325
16	4	28	Mark Dismore	Delphi Auto. Systems/ Bryant H. & C.	Dallara/Oldsmobile	195	Running	287,375
17	2	2	Greg Ray	Johns Manville/Menards	Dallara/Oldsmobile	192	Running	335,325
18	10	91	W Buddy Lazier	Tae-Bo/Coors Light/ Delta Faucet	Dallara/Oldsmobile	192	Running	262,325
19	31	16	R Cory Witherill	Radio Shack	G Force/Oldsmobile	187	Running	159,575
20	23	9	Jeret Schroeder	Purity Products	Dallara/Oldsmobile	187	Running	256,325
21	3	41	Robby Gordon	Team Consec/Foyt/ RCR Childress Racing	Dallara/Oldsmobile	184	Running	173,225
22	17	77	Jaques Lazier	Classmates.com/ Jonathan Byrd's Cafeteria	G Force/Oldsmobile	183	Running	161,325
23	26	99	Davey Hamilton	Sam Schmidt Motorsports Racing	Dallara/Oldsmobile	182	Engine	280,325
24	8	35	Jeff Ward	Aerosmith/Heritage Motorsports/Menards	G Force/Oldsmobile	168	Running	248,325
25	27	84	Donnie Beechler	Harrah's A.J. Foyt Racing	Dallara/Oldsmobile	160	Running	172,325
26	25	51	W Eddie Cheever Jr.	#51 Excite@Home Indy Race Car	Dallara/Infiniti	108	Electrical	247,325
27	18	6	R Jon Herb	Tri Star Motorsports Inc.	Dallara/Oldsmobile	104	Accident	245,575
28	29	36	Stephan Gregoire	Heritage Motorsports/ Delco Remy/Menards	G Force/Oldsmobile	86	Oil leak	154,325
29	22	49	R Nicolas Minassian	Target Chip Ganassi Racing	G Force/Oldsmobile	74	Gearbox	149,575
30	19	3	W Al Unser Jr.	Galles Racing Starz Super Pak Budweiser	G Force/Oldsmobile	16	Accident	255,825
31	15	15	Sarah Fisher	Walker Racing Kroger	Dallara/Oldsmobile	7	Accident	247,325
32	16	52	Scott Goodyear	#52 Thermos Grill2Go Cheever Indy Racing	Dallara/Infiniti	7	Accident	143,325
33	1	8	Scott Sharp	Delphi Automotive Systems	Dallara/Oldsmobile	0	Accident	427,325
Total Purse								\$9,608,325



Time of Race: 3:31:54.1800 **Average Speed:** 141.574 mph **Margin of Victory:** 1.7373 sec.

Pole: #8 Scott Sharp (226.037, 2:39.265)

Fastest Race Lap: #4 Sam Hornish Jr. (Race Lap 130, 219.830 mph, 40.9407 sec.)

Winning Car Owner: Penske Racing **Winning Chief Mechanic:** Rick Rinaman **Winning Tire:** Firestone

Rookie of the Year: Helio Castroneves

Legend: R=Indianapolis 500 Mile Race Rookie; W=Indianapolis 500 Mile Race Former Winner

Lap Leaders: Gordon 1-22, Ray 23-45, Stewart 46, Luyendyk 47, Andretti 48-52, Dismore 53-74, Ray 75-80, Andretti 81-84, Dismore 85-91, Ray 92-102, Andretti 103-109, de Ferran 110-136, Stewart 137-148, Castroneves 149-200. **Lap Leader Summary:** Castroneves 1 time for 52 laps, Ray 3-40, Dismore 2-29, de Ferran 1-27, Gordon 1-22, Andretti 3-16, Stewart 2-13, Luyendyk 1-1. **Lead Changes:** 13 among 8 drivers. **Caution Laps:** 1-5, #8 Sharp, accident T1. 8-16, #15 Fisher, #52 Goodyear, accident T2. 18-21, #3 Unser, accident T4. 90-95, track inspection. 107-118, rain. 134-138, #16 Witherill, accident T4. 148-157, track inspection, rain, red flag on lap 155. 166-170, #24 Buhl, accident T2. **Cautions:** 8 for 56 laps.

Official Box Score 86th Indianapolis 500 Mile Race at the Indianapolis Motor Speedway

● *Sunday, May 26, 2002* ●

Car							Total Prize Money	
FP	SP	No.	Driver	Car Name	Chassis/Engine	Laps	Status	Money
1	13	3	W Helio Castroneves	Marlboro Team Penske	Dallara/Chevrolet	200	166.499	\$1,606,215
2	29	26	Paul Tracy	Team Green 7-Eleven	Dallara/Chevrolet	200	166.484	489,315
3	4	21	Felipe Giaffone	Hollywood Mo Nunn Racing	G Force/Chevrolet	200	166.482	480,315
4	26	44	R Alex Barron	Rayovac Blair Racing	Dallara/Chevrolet	200	166.477	412,115
5	6	51	W Eddie Cheever Jr.	Red Bull Cheever Racing	Dallara/Infiniti	200	166.461	348,515
6	22	20	Richie Hearn	Grill 2 Go				
				Sam Schmidt Motorsports	Dallara/Chevrolet	200	166.450	330,815
7	25	39	Michael Andretti	Motorola/Archipelago	Dallara/Chevrolet	200	166.444	218,715
8	11	31	Robby Gordon	Menards/Childress/Cingular	Dallara/Chevrolet	200	166.405	204,000
9	15	9	Jeff Ward	Target Chip Ganassi Racing	G Force/Chevrolet	200	166.383	308,815
10	14	6	Gil de Ferran	Marlboro Team Penske	Dallara/Chevrolet	200	166.061	293,165
11	21	22	W Kenny Brack	Target Chip Ganassi Racing	G Force/Chevrolet	200	165.995	188,315
12	12	7	W Al Unser Jr.	Corteco/Bryant	Dallara/Chevrolet	199	Running	288,765
13	30	14	Airton Daré	Harrah's A.J. Foyt Racing	Dallara/Chevrolet	199	Running	281,815
14	24	55	W Arie Luyendyk	Meijer	G Force/Chevrolet	199	Running	338,815
15	20	91	W Buddy Lazier	Coors Light/Life Fitness/ Tae-Bo/Delta Faucet	Dallara/Chevrolet	198	Accident	277,615
16	2	24	Robbie Buhl	Team Purrex/Aventis/ Dreyer & Reinbold Racing	G Force/Infiniti	198	Running	288,315
17	32	30	R George Mack	310 Racing	G Force/Chevrolet	198	Running	283,565
18	23	98	Billy Boat	CURB Records	Dallara/Chevrolet	198	Running	286,315
19	28	27	R Dario Franchitti	Team Green 7-Eleven	Dallara/Chevrolet	197	Running	153,565
20	27	12	R Shigeaki Hattori	Epson	Dallara/Infiniti	197	Running	161,565
21	3	2	Raul Boesel	Menards/Johns Manville	Dallara/Chevrolet	197	Running	268,315
22	16	34	R Laurent Redon	Mi-Jack	Dallara/Infiniti	197	Accident	256,565
23	18	53	R Max Papis	Red Bull Cheever Racing	Dallara/Infiniti	196	Running	153,565
24	9	23	Sarah Fisher	Team Allegra/Dreyer & Reinbold Racing	G Force/Infiniti	196	Running	163,315
25	7	4	Sam Hornish Jr.	Pennzoil Panther	Dallara/Chevrolet	186	Running	253,815
26	10	52	R Tomas Scheckter	Red Bull Cheever Racing	Dallara/Infiniti	172	Accident	294,815
27	8	8	Scott Sharp	Delphi	Dallara/Chevrolet	137	Accident	255,665
28	5	17	R Tony Kanaan	Hollywood Mo Nunn Racing	G Force/Chevrolet	89	Accident	167,665
29	17	5	R Rick Treadway	Sprint/Kyocera Wireless/ Airlink Enterprises	G Force/Chevrolet	88	Accident	147,565
30	19	19	Jimmy Vasser	Miller Lite/ Rahal Letterman Racing	Dallara/Chevrolet	87	Gearbox	151,315
31	1	33	Bruno Junqueira	Target Chip Ganassi Racing	G Force/Chevrolet	87	Gearbox	282,715
32	33	99	Mark Dismore	Grill 2 Go				
				Sam Schmidt Motorsports	Dallara/Chevrolet	58	Handling	145,315
33	31	11	Greg Ray	AJ Foyt Racing/Harrah's	Dallara/Chevrolet	28	Accident	245,315
							Total Purse	\$10,026,580



HELIO CASTRONEVES
B-5/10/1975

Time of Race: 3:00:10.8714 **Average Speed:** 166.499 mph

Margin of Victory: Under Caution **Pole:** #33 Bruno Junqueira (231.342, 2:35.6136)

Fastest Race Lap: #52 Tomas Scheckter (Race Lap 20, 226.499 mph, 39.7353 sec.)

Winning Car Owner: Marlboro Team Penske **Winning Chief Mechanic:** Rick Rinaman

Winning Tire: Firestone **Rookie of the Year:** Tomas Scheckter/Alex Barron

Legend: R=Indianapolis 500 Mile Race Rookie; W=Indianapolis 500 Mile Race Former Winner

Lap Leaders: Junqueira 1-32, Scheckter 33-63, Kanaan 64-66, Sharp 67, de Ferran 68, Unser 69, Kanaan 70-89, Giaffone 90-91, Scheckter 92-120, de Ferran 121-124, Sharp 125-126, Giaffone 127-129, Barron 130-131, Scheckter 132-149, de Ferran 150-157, Giaffone 158-160, Barron 161-165, Scheckter 166-172, Giaffone 173-176, Castroneves 177-200. **Lap Leader Summary:** Scheckter 4 times for 85 laps, Junqueira 1-32, Castroneves 1-24, Kanaan 2-23, de Ferran 3-13, Giaffone 4-12, Barron 2-7, Sharp 2-3, Unser 1-1. **Lead Changes:** 19 among 9 drivers.

Caution Laps: 30-36, #11 Ray, accident T1; 79-87, debris; 90-98, #17 Kanaan, #5 Treadway, accident T3; 173-180, #52 Scheckter, accident T4; 199-200, #91 Lazier, #34 Redon, accident T2.

Cautions: 5 for 35 laps.

Official Box Score 87th Indianapolis 500 Mile Race at the Indianapolis Motor Speedway

● *Sunday, May 25, 2003* ●

Car							Total Prize Money	
FP	SP	No.	Driver	Car Name	Chassis/Engine	Laps	Status	Money
1	10	6	Gil de Ferran	Marlboro Team Penske	Panoz G Force/Toyota	200	156.291	\$1,353,265
2	1	3 W	Helio Castroneves	Marlboro Team Penske	Dallara/Toyota	200	156.287	739,665
3	2	11	Tony Kanaan	Team 7-Eleven	Dallara/Honda	200	156.274	486,465
4	12	10	Tomas Scheckter	Target Chip Ganassi Racing	Panoz G Force/Toyota	200	156.268	448,415
5	7	12 R	Tora Takagi	Pioneer Mo Nunn Racing	Panoz G Force/Toyota	200	156.264	363,515
6	25	20	Alex Barron	Meijer Mo Nunn Racing	Panoz G Force/Toyota	200	156.209	297,265
7	8	32 R	Tony Renna	Cure Autism Now/HomeMed	Dallara/Toyota	200	156.189	206,315
8	14	13	Greg Ray	TrimSpa	Panoz G Force/Honda	200	156.134	299,065
9	17	31 W	Al Unser Jr.	Corteco	Dallara/Toyota	200	156.055	296,565
10	11	55 R	Roger Yasukawa	Panasonic ARTA	Dallara/Honda	200	155.320	288,815
11	19	52 R	Buddy Rice	Red Bull Cheever Racing	Dallara/Chevrolet	199	Running	323,315
12	26	22 R	Vitor Meira	Metabolife/Johns Manville/ Menards	Dallara/Chevrolet	199	Running	192,315
13	32	18	Jimmy Kite	Denny Hecker's Auto Connection	Dallara/Honda	197	Running	273,565
14	15	54 R	Shinji Nakano	Beard Papa's	Dallara/Honda	196	Running	269,315
15	18	4	Sam Hornish Jr.	Pennzoil Panther	Dallara/Chevrolet	195	Engine	271,065
16	6	15 W	Kenny Brack	Rahal/Letterman/ Miller Lite/Pioneer	Dallara/Honda	195	Running	271,065
17	4	9 R	Scott Dixon	Target Chip Ganassi Racing	Panoz G Force/Toyota	191	Accident	304,315
18	23	14 R	A.J. Foyt IV	Conseco/A.J. Foyt Racing	Dallara/Toyota	189	Running	264,315
19	5	26 R	Dan Wheldon	Klein Tools/Jim Beam	Dallara/Honda	186	Accident	161,815
20	9	8	Scott Sharp	Delphi	Dallara/Toyota	181	Accident	257,815
21	21	91 W	Buddy Lazier	Victory Brand/Delta Faucet/ Life Fitness	Dallara/Chevrolet	171	Engine	276,065
22	3	27	Robby Gordon	Archipelago/Motorola	Dallara/Honda	169	Gearbox	256,250
23	22	24	Robbie Buhl	Pures/Aventis/Dreyer & Reinbold	Dallara/Chevrolet	147	Engine	252,065
24	33	41	Airton Daré	Conseco A.J. Foyt Racing	Panoz G Force/Toyota	125	Accident	166,065
25	31	44	Robby McGehee	Pedigo Chevrolet Panther Racing	Dallara/Chevrolet	125	Steering	151,565
26	27	19	Jimmy Vasser	Argent Rahal/Letterman Racing	Dallara/Honda	102	Gearbox	161,265
27	13	7	Michael Andretti	Team 7-Eleven	Dallara/Honda	94	Throttle linkage	259,415
28	28	99	Richie Hearn	Contour Hardening/ Curb Agajanian/SSM	Panoz G Force/Toyota	61	Accident	142,565
29	20	2	Jaques Lazier	Menards/Johns Manville	Dallara/Chevrolet	61	Accident	240,315
30	30	5	Shigeaki Hattori	Epson/A.J. Foyt Racing	Dallara/Toyota	19	Fuel system	240,065
31	24	23	Sarah Fisher	AOL/GMAC/Raybestos/DRR	Dallara/Chevrolet	14	Engine/accident	244,065
32	29	98	Billy Boat	Pedigo Chevrolet Panther Racing	Dallara/Chevrolet	7	Engine	139,065
33	16	21	Felipe Giaffone	Hollywood Mo Nunn Racing	Panoz G Force/Toyota	6	Electrical	242,815
							Total Purse	\$10,139,830



GIL DE FERRAN
B-11/11/1967

Time of Race: 3:11:56.9891 **Average Speed:** 156.291 mph

Margin of Victory: .2990 of a sec.

Pole: #3 Helio Castroneves (231.725, 2:35.3564)

Fastest Race Lap: #11 Tony Kanaan (Race Lap 100, 229.188 mph, 39.2692 sec.)

Winning Car Owner: Marlboro Team Penske

Winning Chief Mechanic: Matt Jonsson **Winning Tire:** Firestone

Rookie of the Year: Tora Takagi

Legend: R=Indianapolis 500 Mile Race Rookie; W=Indianapolis 500 Mile Race Former Winner

Lap Leaders: Castroneves 1-16, Dixon 17-31, Andretti 32-49, Kanaan 50, Scheckter 51-57, Andretti 58-67, Scheckter 68-94, Castroneves 95-99, Vasser 100, Scheckter 101-128, Castroneves 129-165, Kanaan 166, Scheckter 167, Takagi 168-169, de Ferran 170-200.

Lap Leader Summary: Scheckter 4 times for 63 laps, Castroneves 3-58, de Ferran 1-31, Andretti 2-28, Dixon 1-15, Kanaan 2-2, Takagi 1-2, Vasser 1-1.

Lead Changes: 14 among 8 drivers.


Caution Laps: 9-13, #98 Boat, smoke T1; 16-21, #23 Fisher, accident T3; 53-60, #24 Buhl, spin pit exit; 62-65, #99 Hearn, #2 J. Lazier, accident T2; 104-108, #19 Vasser, spray backstretch; 127-133, #41 Dare, accident T2; 172-174, #27 Gordon, tow-in; 182-185, #8 Sharp, accident T1; 187-193, #26 Wheldon, accident T3.

Cautions: 9 for 49 laps.

Official Box Score 88th Indianapolis 500 Mile Race at the Indianapolis Motor Speedway

• *Sunday, May 30, 2004* •

Car							Total	
FP	SP	No.	Driver	Car Name	Chassis/Engine	Laps	Status	Money
1	1	15	Buddy Rice	Rahal-Letterman Argent/ Pioneer	Panoz G Force/Honda	180	138,518	\$1,761,740
2	5	11	Tony Kanaan	Team 7-Eleven	Dallara/Honda	180	138,516	659,240
3	2	26	Dan Wheldon	Klein Tools/Jim Beam	Dallara/Honda	180	138,491	533,040
4	23	7	Bryan Herta	XM Satellite Radio	Dallara/Honda	180	138,489	366,440
5	4	36	Bruno Junqueira	PacifiCare/Secure Horizons	Panoz G Force/Honda	180	138,474	296,240
6	7	17	Vitor Meira	Rahal-Letterman Team Centrix	Panoz G Force/Honda	180	138,463	301,240
7	6	5	Adrian Fernandez	Quaker State Telmex Tecate	Panoz G Force/Honda	180	138,459	294,740
8	13	1	Scott Dixon	Target Chip Ganassi Racing	Panoz G Force/Toyota	180	138,431	283,740
9	8	3	W Helio Castroneves	Marlboro Team Penske	Dallara/Toyota	180	138,414	311,990
10	12	16	Roger Yasukawa	Rahal-Letterman Racing Sammy	Panoz G Force/Honda	180	138,401	261,740
11	9	55	R Kosuke Matsuura	Panasonic ARTA	Panoz G Force/Honda	180	138,386	294,740
12	24	51	Alex Barron	Red Bull Cheever Racing	Dallara/Chevrolet	180	138,325	269,240
13	20	8	Scott Sharp	Delphi	Dallara/Toyota	180	138,309	253,990
14	3	27	Dario Franchitti	Arca/Ex	Dallara/Honda	180	138,297	255,740
15	25	24	Felipe Giaffone	Team Purex/ Dreyer & Reinbold	Dallara/Chevrolet	179	Running	249,490
16	29	21	R Jeff Simmons	Pioneer Mo Nunn Racing	Dallara/Toyota	179	Running	224,990
17	17	20	W Al Unser Jr.	Pattick Racing	Dallara/Chevrolet	179	Running	220,740
18	10	4	Tomas Scheckter	Pennzoil Panther	Dallara/Chevrolet	179	Running	234,240
19	26	12	Tora Takagi	Pioneer Mo Nunn Racing	Dallara/Toyota	179	Running	230,740
20	30	33	Richie Hearn	Lucas Oil Products/ Sam Schmidt	Panoz G Force/Toyota	178	Running	207,740
21	19	39	Sarah Fisher	Bryant Heating & Cooling/ Cure Autism Now	Dallara/Toyota	177	Running	208,740
22	33	18	Robby McGehee	Burger King Angus Steak Burger PDM	Dallara/Chevrolet	177	Running	202,740
23	28	91	W Buddy Lazier	LifeFitness DRR/ Hemelgarn Racing	Dallara/Chevrolet	164	Fuel system	212,240
24	32	25	R Marty Roth	Roth Racing	Dallara/Toyota	128	Accident	203,990
25	15	10	R Darren Manning	Target Chip Ganassi Racing	Panoz G Force/Toyota	104	Accident	227,490
26	11	6	Sam Hornish Jr.	Marlboro Team Penske	Dallara/Toyota	104	Accident	223,240
27	27	13	Greg Ray	Access Motorsports	Panoz G Force/Honda	98	Accident	239,735
28	31	98	R PJ Jones	CURB Records	Dallara/Chevrolet	92	Accident	195,490
29	18	70	Robby Gordon*	Meijer/Coca-Cola Robby Gordon	Dallara/Chevrolet	88	Mechanical	192,420
30	14	2	R Mark Taylor	Menards/Johns Manville Racing	Dallara/Chevrolet	62	Accident	211,990
31	16	52	R Ed Carpenter	Red Bull Cheever Racing	Dallara/Chevrolet	62	Accident	212,485
32	22	41	R Larry Foyt	A.J. Foyt Racing	Panoz G Force/Toyota	54	Accident	192,485
33	21	14	A.J. Foyt IV	Conseco/A.J. Foyt Racing	Dallara/Toyota	26	Handling	215,735
							Total Purse	\$10,250,580



BUDDY RICE
B-1/31/1976

Time of Race: 3:14:55.2395 **Average Speed:** 138.518 mph

Margin of Victory: Under Caution **Pole:** #15 Buddy Rice (222.024, 2:42.1445)

Fastest Race Lap: #17 Vitor Meira (Race Lap 173, 218.401 mph, 41.2086 sec.)

Winning Car Owner: Rahal Letterman Racing

Winning Chief Mechanic: Ricardo Nault

Winning Tire: Firestone **Rookie of the Year:** Kosuke Matsuura

Legend: R=Indianapolis 500 Mile Race Rookie; W=Indianapolis 500 Mile Race

Former Winner; *=Had Relief Help

Race Notes: Race stopped on Lap 27 due to rain and stopped again on Lap 180 due to rain.

Lap Leaders: Rice 1-12, Barron 13-15, Herta 16, Wheldon 17-33, Rice 34-49, Hornish, 50-58, Rice 59-97, Wheldon 98-103, Kanaan 104-116, Wheldon 117-119, Kanaan 120-133, Franchitti 134, Junqueira 135-150, Kanaan 151, Rice 152-166, Herta 167-168, Fernandez 169-171, Rice 172-180.

Lap Leader Summary: Rice 5 times for 91 laps, Kanaan 3-28, Wheldon 3-26, Junqueira 1-16, Hornish 1-9, Herta 2-3, Barron 1-3, Fernandez 1-3, Franchitti 1-1.

Lead Changes: 17 among 9 drivers.


Caution Laps: 11-15, #14 Foyt IV, accident T1; 22-29, rain, red flag on lap 27; 56-61, #41 Foyt, accident T2; 63-69, #2 Taylor, #52 Carpenter, accident T3; 95-102, #98 Jones, accident backstretch; 106-115, #6 Hornish, #10 Manning, #13 Ray, accident frontstretch; 132-136, #25 Roth, accident T4; 174-180, rain, red flag on Lap 180.

Cautions: 8 for 56 laps.

Official Box Score 89th Indianapolis 500 Mile Race at the Indianapolis Motor Speedway

● *Sunday, May 29, 2005* ●

Car							Total Prize Money	
FP	SP	No.	Driver	Car Name	Chassis/Engine	Laps	Status	
1	16	26	Dan Wheldon	Klein Tools/Jim Beam	Dallara/Honda	200	157.603	\$1,537,805
2	7	17	Vitor Meira	Rahal Letterman				
				Menards Johns Manville	Panoz/Honda	200	157.602	656,955
3	18	7	Bryan Herta	XM Satellite Radio	Dallara/Honda	200	157.601	457,505
4	4	16 R	Danica Patrick	Rahal Letterman Racing				
				Argent Pioneer	Panoz/Honda	200	157.541	378,855
5	9	95 W	Buddy Lazier	Panther/Jonathan Byrd's/ ESPN 950 AM	Dallara/Chevrolet	200	157.537	288,805
6	6	27	Dario Franchitti	ArcaEx	Dallara/Honda	200	157.532	309,055
7	3	8	Scott Sharp	Delphi	Panoz/Honda	200	157.526	295,305
8	1	11	Tony Kanaan	Team 7-Eleven	Dallara/Honda	200	157.516	467,105
9	5	3 W	Helio Castroneves	Marlboro Team Penske	Dallara/Toyota	200	157.496	277,805
10	24	33 R	Ryan Briscoe	Target Chip Ganassi Racing	Panoz/Toyota	199	Running	273,555
11	26	20	Ed Carpenter	Vision Racing	Dallara/Toyota	199	Running	258,305
12	15	37 R	Sebastien Bourdais	Newman Haas Racing Team Centrix	Panoz/Honda	198	Accident	234,555
13	22	51	Alex Barron	Red Bull Cheever Racing	Dallara/Toyota	197	Running	254,805
14	14	5	Adrian Fernandez	Investment Properties of America	Panoz/Honda	197	Running	226,305
15	33	48	Felipe Giaffone	A.J. Foyt Racing	Panoz/Toyota	194	Running	247,305
16	27	21	Jaques Lazier	Playa Del Racing	Panoz/Toyota	189	Running	219,305
17	8	55	Kosuke Matsuura	Panasonic ARTA	Panoz/Honda	186	Accident	236,305
18	17	24	Roger Yasukawa	Dreyer & Reinbold Racing	Dallara/Honda	167	Mechanical	233,305
19	10	2 R	Tomas Enge	ROCKSTAR Panther Racing	Dallara/Chevrolet	155	Accident	232,055
20	11	2	Tomas Scheckter	Pennzoil Panther	Dallara/Chevrolet	154	Accident	257,305
21	25	83 R	Patrick Carpentier	Red Bull Cheever Racing	Dallara/Toyota	153	Mechanical	231,055
22	21	44 R	Jeff Bucknum	Investment Properties of America	Dallara/Honda	150	Accident	222,555
23	2	6	Sam Hornish Jr.	Marlboro Team Penske	Dallara/Toyota	146	Accident	391,455
24	13	9	Scott Dixon	Target Chip Ganassi Racing	Panoz/Toyota	113	Accident	225,805
25	20	70	Richie Hearn	Meijer/Coca-Cola Racing Special	Panoz/Chevrolet	112	Accident	202,305
26	23	15 W	Kenny Brack	Rahal Letterman Racing				
				Argent Pioneer	Panoz/Honda	92	Mechanical	275,805
27	31	22	Jeff Ward	Vision Racing	Dallara/Toyota	92	Handling	194,805
28	28	14	A.J. Foyt IV	A.J. Foyt Racing	Dallara/Toyota	84	Handling	218,805
29	19	10	Darren Manning	Target Chip Ganassi Racing	Panoz/Toyota	82	Mechanical	212,805
30	12	36	Bruno Junqueira	Newman Haas Racing Team Centrix	Panoz/Honda	76	Accident	192,205
31	29	25	Marty Roth	Roth Racing/PDM Racing	Dallara/Chevrolet	47	Handling	195,305
32	32	91	Jimmy Kite	Ethanol Hemelgarn Racing	Dallara/Toyota	47	Handling	210,305
33	30	41	Larry Foyt	ABC Supply Co.	Dallara/Toyota	14	Accident	189,305
							Total Purse	\$10,304,815



DAN WHELDON
B-6/22/1978

Time of Race: 3:10:21:0769 **Average Speed:** 157.603 mph **Margin of Victory:** Under Caution

Pole: #11 Tony Kanaan (2:38.1961, 227.566) **Fastest Qualifier:** #15 Kenny Brack (227.598, 2:38.1737)

Fastest Race Lap: #11 Tony Kanaan (Race Lap 167, 228.102 mph, 39.4560 sec.)

Winning Car Owner: Andretti Green Racing **Winning Chief Mechanic:** Mike Horvath

Winning Tire: Firestone **Rookie of the Year:** Danica Patrick

Legend: R=Indianapolis 500 Mile Race Rookie; W=Indianapolis 500 Mile Race Former Winner

Lap Leaders: Hornish 1-2, Kanaan 3, Hornish Jr. 4-7, Kanaan 8-25, Franchitti 26, Kanaan 27-37, Hornish 38-54, Franchitti 55, Patrick 56, Junqueira 57-58, Hornish 59-97, Kanaan 98-100, Hornish 101-111, Kanaan 112-115, Hornish 116-119, Kanaan 120-122, Franchitti 123, Kanaan 124-135, Franchitti 136-143, Kanaan 144-145, Franchitti 146-149, Wheldon 150-161, Meira 162-164, Wheldon 165-171, Patrick 172-185, Wheldon 186-189, Patrick 190-193, Wheldon 194-200. **Lap Leader Summary:** Hornish Jr. 6 times for 77 laps, Kanaan 8-54, Wheldon 4-30, Patrick 3-19, Franchitti 5-15, Meira 1-3, Junqueira 1-2.


Lead Changes: 27 among 7 drivers.

Caution Laps: 18-24, #41 Foyt, accident T1; 77-86, #14 Foyt IV, #36 Junqueira, accident T2; 114-119, #9 Dixon, #70 Hearn, accident T1; 147-154, #6 Hornish, accident T1; 155-161, #2 Enge, #4 Scheckter, #16 Patrick, #44 Bucknum, accident T4; 171-173, #24 Yasukawa, car smoking; 187-189, #55 Matsuura, accident T3; 199-200, #37 Bourdais, accident T4. **Cautions:** 8 for 46 laps.

Official Box Score 90th Indianapolis 500 Mile Race at the Indianapolis Motor Speedway

• Sunday, May 28, 2006 •

Car								Total Prize Money
FP	SP	No.	Driver	Car Name	Chassis/Engine	Laps	Status	
1	1	6	Sam Hornish Jr.	Marlboro Team Penske	Dallara/Honda	200	157.085	\$1,744,855
2	9	26	R Marco Andretti	NYSE Group	Dallara/Honda	200	157.084	688,505
3	13	1	Michael Andretti	Jim Beam/Vonage	Dallara/Honda	200	157.071	455,105
4	3	10	W Dan Wheldon	Target Chip Ganassi Racing	Dallara/Honda	200	157.068	571,405
5	5	11	Tony Kanaan	Team 7-Eleven	Dallara/Honda	200	157.063	340,405
6	4	9	Scott Dixon	Target Chip Ganassi Racing	Dallara/Honda	200	157.043	361,005
7	17	27	Dario Franchitti	Klein Tools/Canadian Club	Dallara/Honda	200	157.008	307,905
8	10	16	Danica Patrick	Rahal Letterman Racing				
				Team Argent	Panoz/Honda	200	157.007	285,805
9	8	8	Scott Sharp	Delphi	Dallara/Honda	200	156.933	283,805
10	6	4	Vitor Meira	Harrah's Panther	Dallara/Honda	200	156.839	267,705
11	12	20	Ed Carpenter	Vision Racing	Dallara/Honda	199	Running	264,805
12	25	5	W Buddy Lazier	Dreyer & Reinbold Racing	Dallara/Honda	199	Running	274,805
13	19	51	W Eddie Cheever Jr.	Cheever Racing	Dallara/Honda	198	Running	255,805
14	18	52	Max Papis	Cheever Racing	Dallara/Honda	197	Running	229,305
15	7	55	Kosuke Matsuura	Panasonic ARTA	Dallara/Honda	196	Running	247,805
16	28	12	Roger Yasukawa	Playa Del Racing	Panoz/Honda	194	Running	228,805
17	24	21	Jaques Lazier	Playa Del Racing	Panoz/Honda	193	Running	219,305
18	29	88	Airton Dare	OCTANE Motors/ Sanitec/SSM	Panoz/Honda	193	Running	216,805
19	32	98	R PJ Jones	CURB Records	Panoz/Honda	189	Running	214,305
20	16	7	Bryan Herta	XM Satellite Radio	Dallara/Honda	188	Running	234,805
21	21	14	Felipe Giaffone	ABC Supply Co./ A.J. Foyt Racing	Dallara/Honda	177	Accident	227,305
22	15	90	R Townsend Bell	Rock & Republic	Dallara/Honda	161	Suspension	204,555
23	26	17	Jeff Simmons	Rahal Letterman Racing Team Ethanol	Panoz/Honda	152	Accident	222,305
24	27	31	W Al Unser Jr.	A1 Team USA Geico				
				Dreyer & Reinbold	Dallara/Honda	145	Accident	200,305
25	2	3	W Helio Castroneves	Marlboro Team Penske	Dallara/Honda	109	Accident	290,355
26	14	15	W Buddy Rice	Rahal Letterman Racing Team Argent	Panoz/Honda	108	Accident	224,805
27	11	2	Tomas Scheckter	Vision Racing	Dallara/Honda	65	Accident	215,305
28	31	61	R Arie Luyendyk Jr.	CheapCaribbean.com/ Blue Star Jets	Panoz/Honda	54	Handling	196,055
29	30	97	Stephan Gregoire	Effen Vodka Team Leader Special	Panoz/Honda	49	Handling	193,305
30	23	41	Larry Foyt	AJ Foyt Racing	Dallara/Honda	43	Handling	192,305
31	33	18	R Thiago Medeiros	PDM Racing	Panoz/Honda	24	Electrical	227,555
32	22	92	Jeff Bucknum	Life Fitness	Dallara/Honda	1	Accident	193,805
33	20	91	R P.J. Chesson	Carmelo Hemelgarn Racing	Dallara/Honda	1	Accident	211,555
Other Awards								26,000
Total Purse								\$10,518,565



SAM HORNISH JR.
B-7/2/1979

Time of Race: 3:10:58.7590 **Average Speed:** 157.085 mph **Margin of Victory:** .0635 of a sec.
Pole: #6 Sam Hornish Jr. (228.985, 2:37.2155)

Fastest Race Lap: #9 Scott Dixon (Race Lap 41, 221.251 mph, 40.6777 sec.)

Winning Car Owner: Marlboro Team Penske **Winning Chief Mechanic:** Matt Jonsson

Winning Tire: Firestone **Rookie of the Year:** Marco Andretti

Legend: R=Indianapolis 500 Mile Race Rookie; W=Indianapolis 500 Mile Race Former Winner
Lap Leaders: Castroneves 1-9, Wheldon 10-34, Hornish Jr. 35-37, Kanaan 38, Wheldon 39-107, Dixon 108-110, Wheldon 111-124, Dixon 125-127, Wheldon 128-129, Hornish 130-144, Wheldon 145-182, Kanaan 183-193, Mi. Andretti 194-197, Ma. Andretti 198-199, Hornish 200.

Lap Leader Summary: Wheldon 5 times for 148 laps, Hornish 3-19, Kanaan 2-12, Castroneves 1-9, Dixon 2-6, Mi. Andretti 1-4, Ma. Andretti 1-2. **Lead Changes:** 14 among 7 drivers.

Caution Laps: 2-6, #91 Chesson, #92 Bucknum, accident T2; 67-75, #2 Scheckter, accident T4; 111-122, #3 Castroneves, #15 Rice, accident T4; 149-161, #31 Unser, accident T3, #17 Simmons, accident T3; 191-195, #14 Giaffone, brushed wall T2. **Cautions:** 5 for 44 laps.

Official Box Score 91st Indianapolis 500 Mile Race at the Indianapolis Motor Speedway

● *Sunday, May 27, 2007* ●

Car							Total
FP	SP	No.	Driver	Car Name	Chassis/Engine	Laps Status	Prize Money
1	3	27	Dario Franchitti	Canadian Club	Dallara/Honda	166 151.774	\$1,645,233
2	4	9	Scott Dixon	Target Chip Ganassi Racing	Dallara/Honda	166 151.769	719,067
3	1	3 W	Helio Castroneves	Team Penske	Dallara/Honda	166 151.746	646,303
4	5	6 W	Sam Hornish Jr.	Team Penske	Dallara/Honda	166 151.703	360,389
5	7	12	Ryan Briscoe	Symantec Luczo Dragon Racing	Dallara/Honda	166 151.649	302,305
6	12	8	Scott Sharp	Patron Sharp Rahal Letterman	Dallara/Honda	166 151.630	368,305
7	10	2	Tomas Scheckter	Vision Racing	Dallara/Honda	166 151.599	304,105
8	8	7	Danica Patrick	Motorola	Dallara/Honda	166 151.537	298,005
9	20	02	Davey Hamilton	HP Vision Racing	Dallara/Honda	166 151.502	268,905
10	19	4	Vitor Meira	Delphi Panther	Dallara/Honda	166 151.471	280,305
11	13	17	Jeff Simmons	Rahal Letterman Racing			
				Team Ethanol	Dallara/Honda	166 151.445	278,347
12	2	11	Tony Kanaan	Team 7-Eleven	Dallara/Honda	166 151.235	414,319
13	11	39	Michael Andretti	Motorola/Jim Beam	Dallara/Honda	166 150.489	238,247
14	18	22	A.J. Foyt IV	Vision Racing	Dallara/Honda	165 Running	252,305
15	26	98	Alex Barron	Lenovo/CURB Records	Dallara/Honda	165 Running	249,305
16	17	55	Kosuke Matsuzuma	Panasonic Panther	Dallara/Honda	165 Running	245,305
17	14	20	Ed Carpenter	Hitachi Power Tools Vision Racing	Dallara/Honda	164 Accident	246,305
18	21	5	Sarah Fisher	Dreyer & Reinbold Racing	Dallara/Honda	164 Running	238,305
19	22	99 W	Buddy Lazier	Sam Schmidt Motorsports	Dallara/Honda	164 Running	216,805
20	15	14	Darren Manning	ABC Supply Co./AJ Foyt Racing	Dallara/Honda	164 Running	232,305
21	23	24	Roger Yasukawa	Wellman Corbier/DRR	Dallara/Honda	164 Running	234,305
22	6	10 W	Dan Wheldon	Target Chip Ganassi Racing	Dallara/Honda	163 Accident	231,805
23	32	91	Richie Hearn	Hemelgarn/Racing Professionals	Dallara/Honda	163 Running	224,305
24	9	26	Marco Andretti	NYSE Group	Dallara/Honda	162 Accident	229,351
25	16	15 W	Buddy Rice	A1TeamUSA/DRR	Dallara/Honda	162 Accident	222,805
26	25	50 W	Al Unser Jr.	AJ Fory Racing	Dallara/Honda	161 Running	205,805
27	28	21	Jaques Lazier	Indiana Ice / Venture Logistics	Panoz/Honda	155 Accident	207,389
28	30	25	Marty Roth	Roth Racing	Dallara/Honda	148 Accident	216,305
29	33	31 R	Phil Giebler	Ethos Fule Reformulator	Panoz/Honda	106 Accident	230,305
30	24	33	John Andretti	Camping World Panther	Dallara/Honda	95 Accident	204,305
31	29	23 R	Milka Duno	CITGO Racing	Dallara/Honda	65 Accident	213,555
32	27	19	Jon Herb	Racing Professionals	Dallara/Honda	51 Accident	193,305
33	31	77	Roberto Moreno	Chastain Motorsports Z-Line Designs Miller Eads	Panoz/Honda	36 Accident	224,805
Other Awards							\$26,000
Total Purse							\$10,668,815



Time of Race: 2:44:03.5608 **Average Speed:** 151.774 mph

Margin of Victory: Under Caution **Pole:** #3 Helio Castroneves (225.817, 2:39.4214)

Fastest Race Lap: #11 Tony Kanaan (Race Lap 18, 223.420 mph, 40.2879 sec.)

Winning Car Owner: Andretti Green Racing **Winning Chief Mechanic:** Jeff Grahm

Winning Tire: Firestone **Rookie of the Year:** Phil Giebler

Legend: R=Indianapolis 500 Mile Race Rookie; W=Indianapolis 500 Mile Race Former Winner

Race Notes: Race stopped on Lap 113 due to rain and stopped again on Lap 166 due to rain.

Lap Leaders: Kanaan 1-2, Castroneves 3, Kanaan 4-13, Castroneves 14-17, Kanaan 18-26, Castroneves 27-40, Ma. Andretti 41-46, Dixon 47-53, Kanaan 54-68, Dixon 69-71, Hornish Jr. 72-73, Franchitti 74-88, Dixon 89, Mi. Andretti 90, Kanaan 91-100, Simmons 101, Ma. Andretti 102-107, Kanaan 108-116, Ma. Andretti 117, Kanaan 118-136, Franchitti 137-143, J. Lazier 144-145, Kanaan 146-154, Franchitti 155-166.

Lap Leader Summary: Kanaan 8 times for 83 laps, Franchitti 3-34, Castroneves 3-19, Ma.

Andretti 3-13, Dixon 3-11, Hornish Jr. 1-2, J. Lazier 1-2, Mi. Andretti 1-1, Simmons 1-1.

Lead Changes: 23 among 9 drivers.


Caution Laps: 11-15, Debris, T1; 38-43, #77 Moreno, accident T1; 52-59, #19 Herb, accident T2; 66-70, #23 Duno, accident T1; 99-106, #33 J. Andretti, accident T2; 108-111, #31 Giebler, accident T1; 112-113, Moisture, Red flag; 114-115, Red Flag Restart; 151-156, #25 Roth, accident T1; 157-161, #11 Kanaan, #21 J. Lazier, accident T4; 163-166, #10 Wheldon, #15 Rice, #20 Carpenter, #26 Ma. Andretti accident backstretch, rain, red flag.

Cautions: 11 for 55 laps.

Official Box Score 92nd Indianapolis 500 Mile Race at the Indianapolis Motor Speedway

• Sunday, May 25, 2008 •

FP	SP	Car No.	Driver	Car Name	Chassis/Engine	Laps	Status	Total Prize Money
1	1	9	Scott Dixon	Target Chip Ganassi Racing	Dallara/Honda	200	143.567	\$2,988,065
2	8	4	Vitor Meira	Delphi National Guard	Dallara/Honda	200	143.547	1,273,215
3	7	26	Marco Andretti	Team Indiana Jones presented by Blockbuster	Dallara/Honda	200	143.541	782,065
4	4	3 W	Helio Castroneves	Team Penske	Dallara/Honda	200	143.496	482,815
5	10	20	Ed Carpenter	Menards/Vision Racing	Dallara/Honda	200	143.492	399,665
6	20	17 R	Ryan Hunter-Reay	Rahal Letterman Racing Team Ethanol	Dallara/Honda	200	143.487	328,065
7	9	27 R	Hideki Mutoh	Formula Dream	Dallara/Honda	200	143.477	307,115
8	17	15 W	Buddy Rice	Dreyer & Reinbold Racing	Dallara/Honda	200	143.466	311,415
9	14	14	Darren Manning	ABC Supply Co./ AJ Foyt Racing	Dallara/Honda	200	143.462	301,815
10	12	99	Townsend Bell	Dreyer & Reinbold William Rast Racing	Dallara/Honda	200	143.459	275,315
11	25	5 R	Oriol Servia	Angie's List Special	Dallara/Honda	200	143.310	302,065
12	2	10 W	Dan Wheldon	Target Chip Ganassi Racing	Dallara/Honda	200	143.216	366,815
13	23	8 R	Will Power	Aussie Vineyards- Team Australia	Dallara/Honda	200	143.206	300,565
14	18	22	Davey Hamilton	Hewlett-Packard/ KR Vision Racing	Dallara/Honda	200	143.202	270,315
15	26	36 R	Enrique Bernoldi	Sangari Conquest Racing	Dallara/Honda	200	143.201	300,565
16	21	24	John Andretti	Roth Racing	Dallara/Honda	199	Running	300,315
17	32	91 W	Buddy Lazier	Hemelgarn Johnson	Dallara/Honda	195	Running	327,015
18	28	19 R	Mario Moraes	Sonny's Bar-B-Q	Dallara/Honda	194	Running	303,415
19	27	23	Milka Duno	CITGO/Dreyer & Reinbold Racing	Dallara/Honda	185	Running	300,315
20	15	18	Bruno Junqueira	Z-Line Designs	Dallara/Honda	184	Running	301,215
21	31	2	A.J. Foyt IV	Lilly Diabetes/Vision Racing	Dallara/Honda	180	Running	311,815
22	5	7	Danica Patrick	Motorola	Dallara/Honda	171	Accident	301,915
23	3	6	Ryan Briscoe	Team Penske	Dallara/Honda	171	Accident	312,315
24	11	12	Tomas Scheckter	Symantec Luczo Dragon Racing	Dallara/Honda	156	Mechanical	270,315
25	19	16 R	Alex Lloyd	Rahal Letterman with Chip Ganassi	Dallara/Honda	151	Accident	272,065
26	26	33 R	E.J. Viso	PDVSA HVM Racing	Dallara/Honda	139	Mechanical	301,565
27	16	02 R	Justin Wilson	McDonald's Racing Team	Dallara/Honda	132	Accident	302,065
28	24	41	Jeff Simmons	ABC Supply/Foyt Racing	Dallara/Honda	112	Accident	270,000
29	6	11	Tony Kanaan	Team 7-Eleven	Dallara/Honda	105	Accident	331,215
30	22	67	Sarah Fisher	SFR/Text4cars.com	Dallara/Honda	103	Accident	277,215
31	30	34 R	Jaime Camara	Sangari	Dallara/Honda	79	Accident	300,565
32	33	25	Marty Roth	Roth Racing	Dallara/Honda	59	Accident	300,315
33	13	06 R	Graham Rahal	Hole in the Wall Camps	Dallara/Honda	36	Accident	312,065
Other Awards								21,000
Total Purse								\$14,406,580



SCOTT DIXON
8-7/22/1980

Time of Race: 3:28:57.6792 **Average Speed:** 143.567 mph **Margin of Victory:** 1.7498 sec.

Pole: #9 Scott Dixon (226.366, 2:39.0348)

Fastest Race Lap: #26 Marco Andretti (Race Lap 161, 224.037 mph, 40.1720 sec.)

Winning Car Owner: Target Chip Ganassi Racing **Winning Chief Mechanic:** Ricky Davis

Winning Tire: Firestone **Rookie of the Year:** Ryan Hunter-Reay

Legend: R=Indianapolis 500-Mile Race Rookie; W=Indianapolis 500-Mile Race Former Winner

Lap Leaders: Dixon 1-2, Wheldon 3-9, Junqueira 10-11, Rice 12-19, Wheldon 20-35, Dixon 36-74, Wheldon 75-79, Dixon 80-91, Wheldon 92-93, Kanaan 94-105, Dixon 106-121, M. Andretti 122-136, Moraes 136-138, M. Andretti 139, Dixon 140-155, Carpenter 156-158, Dixon 159, Meira 160-171, Dixon 172-200.

Lap Leader Summary: Dixon 7 times for 115 laps, Wheldon 4-30, M. Andretti 2-15, Meira 1-12, Kanaan 1-12, Rice 1-8, Moraes 1-3, Carpenter 1-3, Junqueira 1-2.

Lead Changes: 18 among 9 drivers.

Caution Laps: 8-16, Debris, frontstretch; 37-44, #06 Rahal, accident T4; 61-71, #25 Roth, accident T4; 80-90, #34 Camara, accident T1; 106-116, #11 Kanaan, #67 Fisher, accident T3; 133-138, #02 Wilson, accident south short chute; 153-158, #16 Lloyd, accident pit entrance; 169-175, #23 Duno, spin T3. **Cautions:** 8 for 69 laps.

Official Box Score 93rd Indianapolis 500 Mile Race at the Indianapolis Motor Speedway

● *Sunday, May 24, 2009* ●

		Car						Total Prize Money	
FP	SP	No.	Driver	Car Name	Chassis/Engine	Laps	Status		
1	1	3	W	Helio Castroneves	Team Penske	Dallara/Honda	200	150.318	\$3,048,005
2	18	4	W	Dan Wheldon	National Guard Panther Racing	Dallara/Honda	200	150.293	1,258,805
3	10	7		Danica Patrick	Boost Mobile/Motorola	Dallara/Honda	200	150.288	763,305
4	24	8		Townsend Bell	Herbalife-KV Racing Technology	Dallara/Honda	200	150.284	465,305
5	9	12		Will Power	Team Verizon Wireless	Dallara/Honda	200	150.272	345,305
6	5	9	W	Scott Dixon	Target Chip Ganassi Racing	Dallara/Honda	200	150.264	374,155
7	3	10	W	Dario Franchitti	Target Chip Ganassi Racing	Dallara/Honda	200	150.256	386,305
8	17	20		Ed Carpenter	Menards/Vision Racing	Dallara/Honda	200	150.249	302,805
9	13	15		Paul Tracy	GEICO/KV Racing Technology	Dallara/Honda	200	150.236	271,805
10	16	27		Hideki Mutoh	Formula Dream	Dallara/Honda	200	150.226	301,805
11	33	36	R	Alex Tagliani	All Sport Conquest Racing	Dallara/Honda	200	150.186	295,305
12	26	19		Tomas Scheckter	MONA-VIE	Dallara/Honda	200	150.180	280,305
13	11	99		Alex Lloyd	HER CGR/SSM Racing	Dallara/Honda	200	150.177	270,305
14	20	16		Scott Sharp	Tequila Patrón Panther Racing	Dallara/Honda	200	150.174	270,305
15	2	6		Ryan Briscoe	Team Penske	Dallara/Honda	200	150.159	349,755
16	19	41		A.J. Foyt IV	ABC Supply/Foyt-Greer Racing	Dallara/Honda	200	150.123	271,805
17	21	67		Sarah Fisher	Dollar General/Sarah Fisher Racing	Dallara/Honda	200	150.117	270,305
18	27	24	R	Mike Conway	Dreyer & Reinbold Racing	Dallara/Honda	200	150.113	300,555
19	28	43		John Andretti	Window World	Dallara/Honda	200	150.091	276,805
20	30	23		Milka Duno	CITGO/Dreyer & Reinbold Racing	Dallara/Honda	199	Running	301,805
21	14	14		Vitor Meira	ABC Supply Co. AJ Foyt Racing	Dallara/Honda	173	Accident	300,305
22	12	2	R	Raphael Matos	U.S. Air Force Luczo Dragon	Dallara/Honda	173	Accident	308,305
23	15	18		Justin Wilson	Z-Line Designs	Dallara/Honda	160	Accident	300,305
24	29	13		E.J. Viso	PDVSA HVM Racing	Dallara/Honda	139	Mechanical	300,305
25	31	00	R	Nelson Philippe	i drive green HVM Racing	Dallara/Honda	130	Accident	270,555
26	25	17		Oriol Servia	The Rahal Letterman DAFCAs Special	Dallara/Honda	98	Mechanical	271,805
27	6	11		Tony Kanaan	Team 7-Eleven	Dallara/Honda	97	Accident	303,305
28	23	06	R	Robert Doornbos	Newman/Haas/Lanigan Racing	Dallara/Honda	85	Accident	305,555
29	22	44		Davey Hamilton	Hewlett Packard	Dallara/Honda	79	Accident	271,805
30	8	26		Marco Andretti	Team Venom Energy	Dallara/Honda	56	Handling	315,305
31	4	02		Graham Rahal	McDonald's Racing Team	Dallara/Honda	55	Accident	305,805
32	32	21		Ryan Hunter-Reay	IZOD/WilliamRast/Vision Racing	Dallara/Honda	19	Accident	353,305
33	7	5		Mario Moraes	Azul Tequila-Votorantim-KV Racing	Dallara/Honda	0	Accident	301,805
Other Awards								2,000	
Total Purse								\$14,315,315	



HELIO CASTRONEVES
B-5/10/1975

Time of Race: 3:19:34.6427 **Average Speed:** 150.318 mph **Margin of Victory:** 1.9819 sec.

Pole: #3 Helio Castroneves (224.864, 2:40.0967)

Fastest Race Lap: #10 Dario Franchitti (Race Lap 187, 222.044 mph, 40.5325 sec.)

Winning Car Owner: Team Penske **Winning Chief Mechanic:** Rick Rinaman

Winning Tire: Firestone

Rookie of Year: Alex Tagliani

Legend: R=Indianapolis 500 Mile Race Rookie; W=Indianapolis 500 Mile Race Former Winner
Lap Leaders: Castroneves 1-7, Franchitti 8-52, Briscoe 53-63, Dixon 64-85, Franchitti 86-90, Dixon 91-141, Castroneves 142-200.

Lap Leader Summary: Dixon 2 times for 73 laps, Castroneves 2-66, Franchitti 2-50, Briscoe 1-11.

Lead Changes: 6 among 4 drivers.

Cautions: 1-6, #5 Moraes, #26 Andretti, accident T2; 21-27, #21 Hunter-Reay, accident T4; 57-62, #02 Rahal, accident T4; 83-89, #44 Hamilton, accident T4; 98-108, #11 Kanaan, accident T3; 132-140, #00 Philippe, accident T4; 161-166, #18 Wilson, accident T1; 174-182, #2 Matos, #14 Meira, accident T1.

Cautions: 8 for 61 laps.

Official Box Score 94th Indianapolis 500 Mile Race at the Indianapolis Motor Speedway

• Sunday, May 30, 2010 •

Car							Total	
FP	SP	No.	Driver	Car Name	Chassis/Engine	Laps	Status	Prize
1	3	10	W Dario Franchitti	Target Chip Ganassi Racing	Dallara/Honda	200	161.623	\$2,752,055
2	18	4	W Dan Wheldon	National Guard Panther Racing	Dallara/Honda	200	161.621	1,007,305
3	16	26	Marco Andretti	Team Venom Energy	Dallara/Honda	200	161.319	630,505
4	26	19	Alex Lloyd	Boy Scouts of America	Dallara/Honda	200	161.319	425,305
5	6	9	W Scott Dixon	Target Chip Ganassi Racing	Dallara/Honda	200	161.312	377,805
6	23	7	Danica Patrick	Team GoDaddy.com	Dallara/Honda	200	161.308	307,305
7	11	22	Justin Wilson	Team Z-Line Designs/DRR	Dallara/Honda	200	161.247	312,255
8	2	12	Will Power	Verizon Team Penske	Dallara/Honda	200	161.185	385,805
9	1	3	W Helio Castroneves	Team Penske	Dallara/Honda	200	161.146	545,655
10	5	77	Alex Tagliani	Bowers & Wilkins/ Honda Edmonton Indy	Dallara/Honda	200	161.128	302,805
11	33	11	Tony Kanaan	Team 7-Eleven	Dallara/Honda	200	160.763	308,555
12	7	30	Graham Rahal	The Quick Trim/RLR Special	Dallara/Honda	200	160.758	251,805
13	27	34	R Mario Romancini	Conquest Racing	Dallara/Honda	200	160.733	305,555
14	22	78	R Simona de Silvestro	Team Stargate Worlds/HVM	Dallara/Honda	200	160.733	327,055
15	20	23	Tomas Scheckter	MonaVie/DRR	Dallara/Honda	199	Running	262,555
16	10	99	R Townsend Bell	Herbalife Ganassi/ Schmidt Racing	Dallara/Honda	199	Running	251,805
17	8	20	R Ed Carpenter	Panther/Vision/Fuzzy's Vodka	Dallara/Honda	199	Running	250,305
18	17	37	R Ryan Hunter-Reay	Team IZOD	Dallara/Honda	198	Accident	302,305
19	15	24	R Mike Conway	Dad's Root Beer/DRR	Dallara/Honda	198	Accident	307,055
20	31	5	R Takuma Sato	Lotus-KV Racing Technology	Dallara/Honda	198	Running	302,055
21	21	25	R Ana Beatriz	Ipiranga/DRR	Dallara/Honda	196	Accident	250,305
22	24	36	R Bertrand Baguette	Conquest Racing RACB	Dallara/Honda	183	Running	300,555
23	32	29	R Sebastian Saavedra	William Rast/ Bryan Herta Autosport	Dallara/Honda	159	Accident	255,555
24	4	6	R Ryan Briscoe	Team Penske	Dallara/Honda	147	Accident	307,305
25	19	8	R E.J. Viso	PDVSA-Jet Aviation- KV Racing Technology	Dallara/Honda	139	Accident	301,805
26	29	67	R Sarah Fisher	Dollar General/ Sarah Fisher Racing	Dallara/Honda	125	Accident	250,305
27	30	14	R Vitor Meira	ABC Supply Co. A.J. Foyt Racing	Dallara/Honda	105	Accident	300,305
28	9	06	R Hideki Mutoh	Formula Dream/Panasonic	Dallara/Honda	76	Handling	315,305
29	12	2	R Raphael Matos	HP de Ferran Dragon Racing	Dallara/Honda	72	Accident	300,305
30	28	43	R John Andretti	Team Window World	Dallara/Honda	62	Accident	251,805
31	13	32	R Mario Moraes	GEICO-Curb Records/ KV Racing Technology	Dallara/Honda	17	Accident	301,805
32	25	33	R Bruno Junqueira	Bowers & Wilkins/TorcUP	Dallara/Honda	7	Accident	261,805
33	14	21	R Davey Hamilton	HP de Ferran Dragon Racing	Dallara/Honda	0	Accident	255,305
Other Awards								\$25,000
Total Purse								\$13,592,815



DARIO FRANCHITTI
B-5/19/1973

Time of Race: 3:05:37.0131 **Average Speed:** 161.623 mph

Margin of Victory: Under Caution **Pole:** #3 Helio Castroneves (227.970, 2:37.9154)

Fastest Race Lap: #12 Will Power (Race Lap 15, 225.090 mph, 39.9840 sec.)

Winning Car Owner: Target Chip Ganassi Racing **Winning Chief Mechanic:** Kevin O'Donnell

Winning Tire: Firestone **Rookie of Year:** Simona de Silvestro **Legend:** R=Indianapolis 500 Mile Race Rookie; W=Indianapolis 500 Mile Race Former Winner **Lap Leaders:** Franchitti 1-30, Power 31-35, Franchitti 36, Briscoe 37-38, Franchitti 39-108, Scheckter 109-113, Franchitti 114-142, M. Andretti 143, Briscoe 144-146, Franchitti 147-162, Conway 163-177, Wilson 178-188, Castroneves 189-191, Franchitti 192-200.

Lap Leader Summary: Franchitti 6 times for 155 laps, Conway 1-15, Wilson 1-11, Briscoe 2-5, Power 1-5, Scheckter 1-5, Castroneves 1-3, M. Andretti 1-1. **Lead Changes:** 13 among 8 drivers.

Caution Laps: 1-4, #21 Hamilton, accident T2; 8-11, #33 Junqueira, accident T2; 39-42, debris, front stretch; 65-70, #43 J. Andretti, accident T2; 73-78, #2 Matos, accident T1; 106-111, #14 Meira, accident back stretch; 148-155, #6 Briscoe, accident T4; 161-165, #29 Saavedra, accident T1; 200, #24 Conway, #37 Hunter-Reay, accident T4.

Cautions: 9 for 44 laps.



1980

DRIVER RECORDS



Year	SP	FP	Status	Laps
ADER, Walt (1)				
1950	29	22	Running/rain	123
Died Nov. 25, 1982				

AGABASHIAN, Fred (11)

1947	23	9	Running	191
1948	32	23	Oil line	58
1949	31	27	Overheating	38
1950	2	28	Oil line	64
1951	11	17	Clutch	109
1952	1	27	Supercharger	71
1953	2	4	Running	200
(Relieved by Paul Russo)				1954
24	6		Running	200
1955	4	32	Spun	39
1956	7	12	Running	196
1957	4	22	Fuel leak	107
Died Oct. 13, 1989				

AITKEN, Johnny (2)

1911	4	27	Rod	125
1916	1	15	Valve	69
Died Oct. 15, 1918, influenza				

ALBORETO, Michele (1)

1996	12	30	Gearbox	43
Died April 25, 2001 in testing crash at Lausitz, Germany				

ALLEN, Leslie "Bugs" (1)

1930	9	9	Running	200
(Relieved by Fred Lecklider, Stubby Stubblefield)				

ALLEY, Tom (5)

1915	9	8	Running	200
1916	19	11	Running	120
1919	28	5	Running	200
1921	18	11	Rod	133
1922	12	9	Running	200
Died March 26, 1953				

ALLISON, Bobby (2)

1973	12	32	Rod	1
1975	13	25	Gearbox	112

ALLISON, Donnie (2)

1970	23	4	Running	200
1971	20	6	Running	199

ALSUP, Bill (1)

1981	7	11	Running	193
------	---	----	---------	-----

AMICK, George (1)

1958	25	2	Running	200
Died April 4, 1959 in racing accident at Daytona Beach, Fla.				

Year	SP	FP	Status	Laps
AMICK, Richard "Red" (2)				
1959	26	31	Accident	45
1960	22	11	Running	200
Died May 16, 1995				

ANDERSON (Andersen), Gil (6)

1911	10	11	Running	200
1912	1	16	Accident	79
1913	14	12	Camshaft gears	187
(Relieved by Earl Cooper)				
1914	16	26	Cylinder bolts	42
1915	5	3	Running	200
(Relieved by Johnny Aitken)				
1916	3	13	Oil line	75
Died Sept. 20, 1930				

ANDERSON, Les (2)

1947	7	11	Running	131
1948	9	24	Gears	58
Died July 10, 1949 in racing accident in Portland, Ore.				

ANDRES, Emil (9)

1936	33	18	Running	184
(Relieved by Jimmy Snyder)				
1938	28	29	Accident	44
1939	21	30	Spark plugs	22
1940	22	12	Running	192
1941	15	30	Accident	4
1946	11	4	Running	200
1947	30	13	Magneto	149
(Relieved by George Connor)				
1948	16	31	Steering	11
1949	32	9	Running	197
(Relieved by Walt Brown)				
Died July 20, 1999				

ANDRETTI, Jeff (3)

1991	11	15	Engine	150
1992	20	18	Accident	109
1993	16	29	Accident	124

ANDRETTI, John (11)

1988	27	21	Engine	114
1989	12	25	Engine	61
1990	10	21	Accident	136
1991	7	5	Running	197
1992	14	8	Running	195
1993	24	10	Running	200
1994	10	10	Running	196
2007	24	30	Accident	95
2008	21	16	Running	199
2009	28	19	Running	200
2010	28	30	Accident	62

Year	SP	FP	Status	Laps
ANDRETTI, Marco (5)				
2006	9	2	Running	200
2007	9	24	Accident	162
2008	7	3	Running	200
2009	8	30	Handling	56
2010	16	3	Running	200

ANDRETTI, Mario (29)				
1965	4	3	Running	200
1966	1	18	Valve	27
1967	1	30	Lost wheel	58
1968	4	33	Piston	2
1969	2	1	Running	200
1970	8	6	Running	199
1971	9	30	Accident	11
1972	5	8	Out of fuel	194
1973	6	30	Piston	4
1974	5	31	Valve	2
1975	27	28	Accident	49
1976	19	8	Running/rain	101
1977	6	26	Header	47
1978	33	12	Running	185
1980	2	20	Engine	71
1981	32	2	Running	200
1982	4	31	Accident	0
1983	11	23	Accident	79
1984	6	17	Broken nosecone	153
1985	4	2	Running	200
1986	30	32	Ignition	19
1987	1	9	Ignition	180
1988	4	20	Electrical 118	
1989	5	4	Running	193
1990	6	27	Engine	60
1991	3	7	Engine	187
1992	3	23	Accident	78
1993	2	5	Running	200
1994	9	32	Fuel system	23

ANDRETTI, Michael (16)				
1984	4	5	Running	198
1985	15	8	Running	196
1986	3	6	Running	199
1987	9	29	CV joint	28
1988	10	4	Running	199
1989	21	17	Engine	163
1990	5	20	Vibration	146
1991	5	2	Running	200
1992	6	13	Fuel pressure	189
1994	5	6	Running	198
1995	4	25	Suspension	77
2001	21	3	Running	200
2002	25	7	Running	200
2003	13	27	Throttle linkage	94
2006	13	3	Running	200
2007	11	13	Running/rain	166

Year	SP	FP	Status	Laps
ANDREWS, Keith (2)				
1955	28	20	Ignition	120
1956	20	26	Spun	94
Died May 15, 1957 in Indianapolis 500 practice accident				

ANSTERBURG, Ernie (1)				
1924	10	22	Accident	1
Died Oct. 16, 1924 in racing accident at Charlotte, N.C.				

ARDINGER, Herb (6)				
1934	14	10	Running	200
(Relieved by Dan Day)				
1936	6	28	Transmission	38
1937	3	22	Rod	106
(Relieved by Jimmy Snyder)				
1938	14	6	Running	199
(Relieved by Russ Snowberger, Cliff Bergere)				
1939	9	17	Clutch	141
(Relieved by Frank Brisko, Mel Hansen)				
1947	4	4	Running	200
(Relieved by Cliff Bergere)				
Died June 14, 1973				

ARMI, Frank (1)				
1954	33	19	Running	193
(Relieved by George Fonder)				
Died Nov. 28, 1992				

ARNOLD, Billy (5)				
1928	20	7	Running	200
(Relieved by Bill Spence)				
1929	7	8	Running	200
(Relieved by Cliff Woodbury, Fred Roberts)				
1930	1	1	Running	200
1931	18	19	Accident	161
1932	2	31	Accident	59
Died Nov. 10, 1976				

ARNOLD, Chuck (1)				
1959	21	15	Running	200
Died Sept. 4, 1997				

ASCARI, Alberto (1)				
1952	19	31	Spun	40
Died May 26, 1955 in testing accident at Monza, Italy				

ASPEN, Al (2)				
1931	31	14	Running	200
(Relieved by Bill Denver)				
1932	23	34	Rod	31
Died 1960				

ATES, Sonny (1)				
1969	14	17	Magneto	146
Died Oct. 25, 2010				

Year	SP	FP	Status	Laps
AYULO, Manuel (4)				
1949	33	28	Rod	24
1952	28	20	Running	184
1953	4	13	Rod	184
1954	22	13	Running	197

Died May 16, 1955 in Indianapolis 500 practice accident

BABCOCK, George C. (1)				
1915	12	17	Cylinder	117

BABLOT, Paul (1)				
1919	6	21	Accid. (Chassagne)	63

(Relieved by Jean Chassagne)

Died Dec. 23, 1932

BACHELART, Eric (2)				
1992	15	32	Engine	4
1995	26	28	Mechanical	6

BAGLEY, Tom (3)				
1978	14	27	Oil leak	25
1979	15	9	Running	193
1980	13	28	Pump	29

BAGUETTE, Bertrand (1)				
2010	24	22	Running	183

BAILEY, George (5)				
1934	16	32	Accident	12
1935	29	26	Steering	65
1937	28	21	Clutch	107
1938	29	12	Clutch	166
1939	6	26	Valve	47

Died May 7, 1940 due to burns suffered in Indianapolis 500 practice accident

BAKER, Erwin G. "Cannonball" (1)				
1922	16	11	Running	200

Died May 10, 1960

BALL, Bobby (2)				
1951	29	5	Running	200
1952	17	32	Gear case	34

Injured in Jan. 1953 at Gardena, Calif., died Feb. 27, 1954

BANKS, Henry (6)				
1938	31	21	Rod bearing	109
1946	21	27	Pinion shaft	32
1947	26	24	Oil line	36
1950	21	25	Running/rain	112

(Relieved by Fred Agabashian)

1951	17	6	Running	200
1952	12	19	Running	184

Died Dec. 18, 1994

Year	SP	FP	Status	Laps
BARBAZZA, Fabrizio (1)				
1987	17	3	Running	198

BARRINGER, George (6)				
1934	12	15	Bent front axle	161

(Relieved by Chet Gardner)

1936	14	8	Running	200
1939	15	6	Running	200
1940	16	14	Running	191
1941	32	32	Garage fire	DNS
1946	24	29	Gears	27

Died Sept. 2, 1946 in racing accident at Atlanta

BARRON, Alex (5)				
2002	26	4	Running	200
2003	25	6	Running	200
2004	24	12	Running/rain	180
2005	22	13	Running	197
2007	26	15	Running/rain	165

BASLE, Charles (1)				
1911	15	34	Mechanical	46

Died Feb. 4, 1962

BATTEN, Norman (3)				
1926	16	7	Running/rain	151
1927	10	30	Fire	24
1928	15	5	Running	200

(Relieved by Zeke Meyer)

Lost aboard SS Vestris, Nov. 12, 1928

BAUMANN, Charles "Dutch" (1)				
1927	17	20	Pinion shaft	90

Died Aug. 18, 1930 from injuries suffered in racing accident at Kankakee, Ill.

BEARDSLEY, Ralph (1)				
1911	34	20	Running	Flagged

(Relieved by Frank Goode)

BEATRIZ, Ana (1)				
2010	21	21	Accident	196

BEDARD, Patrick (2)				
1983	17	30	Accident	25
1984	19	30	Accident	55

BEECHLER, Donnie (4)				
1998	24	32	Engine	34
1999	19	29	Engine	74
2000	15	12	Running	198
2001	27	25	Oil leak	160

Year	SP	FP	Status	Laps
BELCHER, Fred (1)				
1911	13	9	Running	200
(Relieved by John Coffey)				
Died Jan. 14, 1957				

Year	SP	FP	Status	Laps
BELL, Townsend (3)				
2006	15	22	Suspension	161
2008	12	10	Running	200
2009	24	5	Running	200
2010	10	16	Running	199

Year	SP	FP	Status	Laps
BELT, C.W. (1)				
1928	25	27	Valve	32
Died Sept. 15, 1969				

Year	SP	FP	Status	Laps
BERGERE, Cliff (16)				
1927	14	9	Running	200
(Relieved by Wesley Crawford)				
1928	3	28	Supercharger	6
1929	32	9	Running	200
(Relieved by Peter Kreis)				
1931	14	9	Running	200
1932	10	3	Running	200
1933	9	11	Running	200
(Relieved by Sam Palmer)				
1934	18	7	Running	200
(Relieved by Tony Gulotta, Billy Winn)				
1935	16	13	Out of gas	196
1936	7	22	Engine mount	116
(Relieved by Tony Gulotta, Herb Ardinger)				
1937	16	5	Running	200
(Relieved by George Barringer)				
1938	32	20	Piston	111
1939	10	3	Running	200
1940	6	27	Oil line	51
1941	7	5	Running	200
1946	1	16	Out of oil	82
(Relieved by Rex Mays)				
1947	2	21	Piston	62
Died June 18, 1980				

Year	SP	FP	Status	Laps
BERNOLDI, Enrique (1)				
2008	29	15	Running	200

Year	SP	FP	Status	Laps
BETTENHAUSEN, Gary (21)				
1968	22	24	Accident	43
1969	9	26	Piston	35
1970	20	26	Valve	55
1971	13	10	Running	178
1972	4	14	Ignition	182
1973	5	5	Running/rain	130
1974	11	32	Valve	2
1975	19	15	Accident	158
1976	8	28	Turbocharger	52
1977	21	16	Clutch	138

Year	SP	FP	Status	Laps
BETTENHAUSEN, Gary (21) (cont)				
1978	31	16	Engine	147
1980	32	3	Running	200
1981	11	26	Rod	69
1982	30	12	Engine	158
1986	29	11	Running	193
1987	15	5	Running	195
1989	14	33	Valve	0
1990	18	31	Wheel bearing	39
1991	13	22	Radiator	89
1992	5	17	Accident	112
1993	18	17	Running	197

Year	SP	FP	Status	Laps
BETTENHAUSEN, Melvin "Tony" (14)				
1946	26	20	Rod	47
1947	25	18	Timing gear	79
1948	22	14	Clutch	167
1950	8	31	Wheel bearing	30
1951	9	9	Spun	178
1952	30	24	Stalled	93
1953	6	9	Accident (Hartley)	196
(Relieved by Chuck Stevenson, Gene Hartley)				
1954	21	29	Bearing	105
1955	2	2	Running	200
(Relieved by Paul Russo)				
1956	5	22	Accident	160
1957	22	15	Running	195
1958	9	4	Running	200
1959	15	4	Running	200
1960	18	23	Rod	125
Died May 12, 1961 in Indianapolis 500 practice accident				

Year	SP	FP	Status	Laps
BETTENHAUSEN, Tony (11)				
1981	16	7	Running	195
1982	27	26	Accident	37
1983	9	17	Half shaft	152
1984	17	26	Piston	86
1985	29	29	Wheel bearing	31
1986	18	28	Valve spring	77
1987	27	10	Engine	171
1988	24	33	Accident	0
1990	13	26	Engine	76
1991	20	9	Running	180
1993	22	20	Running	195
Died Feb. 14, 2000 in a plane crash at Leesburg, Ky.				

Year	SP	FP	Status	Laps
BIGELOW, Charles (1)				
1911	33	15	Running	Flagged
(Relieved by E.H. Sherwood, Howard Frey)				

Year	SP	FP	Status	Laps
BIGELOW, Tom (9)				
1974	23	12	Running	166
1975	33	18	Magneto	151
1976	32	14	Running/rain	98

Year	SP	FP	Status	Laps
BIGELOW, Tom (9) (cont)				
1977	22	6	Running	192
1978	18	21	Rod	107
1979	30	14	Running	190
1980	31	8	Running	198
1981	14	20	Engine	152
1982	31	18	Engine	96

BILLMAN, Mark (1)

1933	22	30	Accident	79
Died May 30, 1933 in Indianapolis 500 racing accident				

BISCH, Art (1)

1958	28	33	Accident	0
Died July 4, 1958 in racing accident at Atlanta				

BOAT, Billy (7)

1997	22	7	Running	199
1998	1	23	Drive line	111
1999	3	3	Running	200
2000	31	15	Running	198
2001	32	9	Running	199
2002	23	18	Running	198
2003	29	32	Engine	7

BOESEL, Raul (13)

1985	23	18	Radiator	134
1986	22	13	Running	192
1988	20	7	Running	198
1989	9	3	Running	194
1990	17	28	Engine	60
1992	25	7	Running	198
1993	3	4	Running	200
1994	2	21	Water pump	100
1995	22	20	Oil line	184
1998	30	19	Running	164
1999	33	12	Running	195
2000	24	16	Running	197
2002	3	21	Running	197

BOILLOT, Andre (3)

1919	32	15	Accident	195
1920	16	23	Engine	16
1921	11	20	Rod bearing	41
Died June 9, 1932 in hillclimb accident near Chateauroux, France				

BOILLOT, Georges (1)

1914	29	14	Broken frame	141
Died May 20, 1916 in World War I aerial combat				

BOLING, John (2)

1920	14	11	Running	199
(Relieved by Riley Brett)				
1931	24	36	Rod	7

Year	SP	FP	Status	Laps
BONNER, Brian (1)				
1992	26	19	Accident	97

BORDINO, Pietro (1)

1925	8	10	Running	200
(Relieved by Antoine Mourre)				
Died April 15, 1928 in racing accident at Alessandria, Italy				

BORZACHINI, Baconin (1)

1930	28	36	Magneto	7
(Relieved by Jimmy Rossi)				
Died Sept. 10, 1933 in racing accident at Monza, Italy				

BOST, Paul (3)

1931	3	31	Crankshaft	35
1932	8	37	Crankshaft	18
1933	33	40	Oil line	13
Died Sept. 4, 1974				

BOURBONNAIS, Claude (1)

1997	32	30	Engine	9
------	----	----	--------	---

BOURDAIS, Sebastien (1)

2005	15	12	Accident	198
------	----	----	----------	-----

BOYD, Johnny (12)

1955	26	29	Accident	53
1956	12	30	Engine	35
1957	5	6	Running	200
1958	8	3	Running	200
1959	11	6	Running	200
1960	13	27	Piston	77
1961	20	21	Clutch	105
1962	28	10	Running	200
1963	27	32	Oil leak	12
1964	13	5	Running	200
1965	29	13	Gearbox	140
1966	14	22	Accident	5
Died Oct. 26, 2003				

BOYER, Joe (5)

1919	14	31	Rear axle	30
1920	2	12	Accident (Vail)	192
(Relieved by Ira Vail)				
1921	3	17	Rear axle	74
1923	13	18	Differential	59
1924	4	18	Accident	92
(Relieved by Ernie Ansterburg, L.L. Corum, Thane Houser)				
	1		Running	200
(In relief of L.L. Corum, last 88 laps)				
Died Sept. 2, 1924 of injuries at Altoona, Pa.				

Year	SP	FP	Status	Laps
BRABHAM, Geoff (10)				
1981	15	5	Running	197
1982	20	28	Engine	12
1983	26	4	Running	199
1984	8	33	Fuel line	1
1985	9	19	Engine	130
1986	20	12	Running	193
1987	14	24	Oil pressure	71
1990	19	19	Running	161
1991	22	20	Electrical	109
1993	29	26	Engine	174

BRABHAM, Jack (4)

1961	13	9	Running	200
1964	25	20	Fuel tank	77
1969	29	24	Ignition	58
1970	26	13	Piston	175

BRACK, Kenny (6)

1997	15	33	Accident	0
1998	3	6	Running	198
1999	8	1	Running	200
2002	21	11	Running	200
2003	6	16	Running	195
2005	23	26	Mechanical	92

BRAGG, Caleb (3)

1911	35	37	Accident	24
1913	1	15	Pump shaft	128
(Relieved by Ralph DePalma)				
1914	9	19	Camshaft	117
Died Oct. 24, 1943				

BRANSON, Don (8)

1959	10	24	Torsion bar	112
1960	8	4	Running	200
1961	2	33	Bent valves	2
1962	11	12	Running	200
1963	3	5	Running	200
1964	9	12	Clutch	187
1965	18	8	Running	197
1966	9	23	Accident	0
Died Nov. 12, 1966 in racing accident at Gardena, Calif.				

BRAYTON, Scott (14)

1981	29	16	Engine	173
1983	29	9	Running	195
1984	26	18	Transmission	150
1985	2	30	Cylinder wall	19
1986	23	30	Engine	69
1987	13	12	Engine	167
1988	7	31	Accident	0
1989	6	6	Running	193
1990	26	7	Running	194

Year	SP	FP	Status	Laps
BRAYTON, Scott (14) (cont)				
1991	19	17	Engine	146
1992	7	22	Engine	93
1993	11	6	Running	200
1994	23	20	Engine	116
1995	1	17	Running	190
Died May 17, 1996 in Indianapolis 500 practice accident				

BRETT, Riley (1)

1921	16	15	Accident	91
(Relieved by Harry Thicksten)				
Died Feb. 5, 1982				

BRISCOE, Ryan (5)

2005	24	10	Running	199
2007	7	5	Running/rain	166
2008	3	23	Accident	171
2009	2	15	Running	200
2010	4	24	Accident	147

BRISKO, Frank (12)

1929	29	11	Running	180
1931	27	22	Steering arm	138
1932	13	29	Clutch	61
1933	2	36	Oil too hot	47
1934	3	9	Running	200
(Relieved by Rex Mays)				
1935	24	23	Universal joint	79
1936	20	20	Out of gas	180
1937	15	23	Oil pressure	105
1938	11	31	Oil line	39
1939	11	29	Air pump	38
1940	8	9	Running	193
1941	22	23	Valve	70
Died Nov. 26, 1990				

BROCK, S.F. (1)

1914	21	30	Camshaft	5
Lost at sea in submarine in 1918, during World War I				

BROWN, W. W. (1)

1919	17	32	Rod	14
Died June 14, 1958				

BROWN, Walt (3)

1947	14	7	Running	200
1950	20	19	Running/rain	127
1951	13	26	Magneto	55
Died July 29, 1951 in racing accident at Williams Grove, Pa.				

BRUCE-BROWN, David (2)

1911	25	3	Running	200
1912	23	22	Valves	24
Died Oct. 1, 1912 in practice accident at Milwaukee				

Year	SP	FP	Status	Laps
BRYAN, Jimmy (9)				
1952	21	6	Running	200
1953	31	14	Running	183
1954	3	2	Running	200
1955	11	24	Fuel pump	90
1956	19	19	Running	185
1957	15	3	Running	200
1958	7	1	Running	200
1959	20	33	Clutch/cam gear	1
1960	10	19	Fuel pump	152
Died June 19, 1960 in racing accident at Langhorne, Pa.				

BUCKNUM, Jeff (2)				
2005	21	22	Accident	150
2006	22	32	Accident	1

BUCKNUM, Ronnie (3)				
1968	19	21	Fuel leak	76
1969	16	30	Piston	16
1970	27	15	Accident	162
Died April 25, 1992				

BUHL, Robbie (8)				
1996	23	9	Running	197
1997	4	8	Running	199
1998	5	31	Engine	44
1999	32	6	Running	199
2000	9	26	Engine	99
2001	9	15	Running	196
2002	2	16	Running	198
2003	22	23	Engine	147

BURMAN, Bob (5)				
1911	39	19	Running	Flagged
1912	12	12	Accident	157
1913	21	11	Running	Flagged
(Relieved by Hughie Hughes)				
1914	22	24	Rod	47
1915	7	6	Running	200
Died April 8, 1916 in racing accident at Corona, Calif.				

BURTON (Berton), Claude (1)				
1930	16	11	Running	196

BUTCHER, Harry (2)				
1930	38	14	Running	128
1931	33	38	Accident	6
Died June 18, 1942				

CACCIA, Joe (1)				
1930	14	25	Accident	43
Died May 26, 1931 in Indianapolis 500 practice accident, along with mechanic Clarence Grove				

Year	SP	FP	Status	Laps
CALKINS, Buzz (6)				
1996	9	17	Rear brakes	148
1997	16	11	Half shaft	188
1998	18	10	Running	195
1999	26	19	Running	133
2000	22	18	Running	194
2001	24	12	Running	198

CAMARA, Jaime (1)				
2008	30	31	Accident	79

CAMPBELL, Ray (2)				
1932	34	30	Crankshaft	60
1933	37	39	Oil leak	24

CANNON, Larry "Boom Boom" (3)				
1974	33	24	Differential	49
1976	10	17	Running/rain	97
1980	14	33	Camshaft	2
Died Nov. 6, 1995				

CANTLON, William "Shorty" (11)				
1930	3	2	Running	200
(Relieved by Herman Schurch)				
1931	26	27	Rod	88
1933	13	34	Rod	50
1934	15	20	Crankshaft	76
(Relieved by Billy Winn)				
1935				1935
19	6		Running	200
(Relieved by Billy Winn)				
1936	10	14	Out of gas	194
1937	25	16	Running	182
(Relieved by Rex Mays)				
1938	20	33	Supercharger	13
1939	7	32	Main bearing	15
1946	20	28	Clutch	28
1947	5	23	Accident	40
Died May 30, 1947 in Indianapolis 500 racing accident				

CANTRELL, Bill (2)				
1948	7	16	Steering	161
1949	30	21	Drive shaft	95
Died Jan. 22, 1996				

CAREY, Bob (1)				
1932	14	4	Running	200
Died April 16, 1933 in racing accident at Los Angeles				

CARLSON, Billy (2)				
1914	5	9	Running	200
(Relieved by Jack LeCain)				
1915	16	9	Running	200
(Relieved by Hughie Hughes)				
Died July 5, 1915 of injuries suffered in racing accident at Tacoma, Wash.				

Year	SP	FP	Status	Laps
CARLSON, Tyce (2)				
1997	26	19	Accident	156
1999	15	14	Running	190

Year	SP	FP	Status	Laps
CARPENTER, Ed (7)				
2004	16	31	Accident	62
2005	26	11	Running	199
2006	12	11	Running	199
2007	14	17	Accident	164
2008	10	5	Running	200
2009	17	8	Running	200
2010	8	17	Running	199

Year	SP	FP	Status	Laps
CARPENTIER, Patrick (1)				
2005	25	21	Mechanical	153

Year	SP	FP	Status	Laps
CARTER, Duane (11)				
1948	29	22	Accident	59
1949	5	14	Steering-spun	182
1950	13	12	Running/rain	133
1951	4	8	Running	180
1952	6	4	Running	200
1953	27	24	Ignition	94
1954	8	15	Running	196

(Relieved by Jimmy Jackson, Marshall Teague,
Tony Bettenhausen)

1955	18	11	Running	197
1959	12	7	Running	200
1960	27	12	Running	200
1963	15	23	Rod	100

Died March 7, 1993

Year	SP	FP	Status	Laps
CARTER, Duane Jr. "Pancho" (17)				
1974	21	7	Running	191
1975	18	4	Running/rain	169
1976	6	5	Running/rain	101
1977	8	15	Engine	156
1978	21	24	Header	92
1979	17	20	Wheel bearing	129
1980	8	6	Running	199
1981	10	28	Compression	63
1982	10	3	Running	199
1983	14	7	Running	197
1984	21	19	Engine	141
1985	1	33	Oil pump	6
1986	14	16	Wheel bearing	179
1987	29	27	Valve	45
1989	32	22	Electrical	121
1990	22	29	Accident	59
1991	32	21	Engine	94

Year	SP	FP	Status	Laps
CARUTHERS, Jimmy (4)				
1972	31	9	Running	194
1973	9	21	Suspension	73
1974	12	23	Gearbox	64
1975	10	14	Running/rain	161

Died Oct. 26, 1975

Year	SP	FP	Status	Laps
CASTRONEVES, Helio (10)				
2001	11	1	Running	200
2002	13	1	Running	200
2003	1	2	Running	200
2004	8	9	Running/rain	180
2005	5	9	Running	200
2006	2	25	Accident	109
2007	1	3	Running/rain	166
2008	4	4	Running	200
2009	1	1	Running	200
2010	1	9	Running	200

Year	SP	FP	Status	Laps
CHANDLER, Billy (2)				
1914	4	21	Rod	69
1916	15	9	Running	120

(Relieved by Frank Elliott)

Died July 28, 1924

Year	SP	FP	Status	Laps
CHANDLER, Michael (3)				
1981	25	12	Running	192
1982	22	17	Gearbox	104
1983	30	16	Gearbox	153

Year	SP	FP	Status	Laps
CHASSAGNE, Jean (3)				
1914	1	29	Accident	20
1920	4	7	Running	200
1921	6	18	Lost hood	65

Died April 13, 1947

Year	SP	FP	Status	Laps
CHASSEY, Steve (3)				
1983	19	11	Running	191
1987	32	25	Engine	68
1988	26	24	Accident	73

Year	SP	FP	Status	Laps
CHEESBOURG, Bill (6)				
1957	23	26	Fuel leak	81
1958	33	10	Running	200
1959	30	21	Magneto	147
1961	9	28	Accident	50
1964	33	16	Engine	131
1965	33	32	Magneto	14

Died Nov. 6, 1995

Year	SP	FP	Status	Laps
CHEEVER, Eddie Jr. (14)				
1990	14	8	Running	193
1991	10	31	Electrical	17
1992	2	4	Running	200
1993	33	16	Running	197
1994	11	8	Running	197
1995	14	31	Accident	0
1996	4	11	Running	189
1997	11	23	Timing chain	84
1998	17	1	Running	200
1999	16	18	Engine	139
2000	10	5	Running	200

Year	SP	FP	Status	Laps
CHEEVER, Eddie Jr. (14) <i>(cont)</i>				
2001	25	26	Electrical	108
2002	6	5	Running	200
2006	19	13	Running	199

CHESSON, P.J. (1)				
2006	20	33	Accident	1

CHEVROLET, Arthur (2)				
1911	14	36	Mechanical	30
1916	11	18	Magneto	35
Died April 16, 1946				

CHEVROLET, Gaston (2)				
1919	16	10	Running	200
(Relieved by Louis Chevrolet)				
1920	6	1	Running	200
Died Nov. 25, 1920 in racing accident at Beverly Hills, Calif.				

CHEVROLET, Louis (4)				
1915	23	20	Valve	76
1916	21	12	Rod	82
(Relieved by Joe Boyer)				
1919	12	7	Running	200
(Relieved by Joe Boyer)				
1920	3	18	Steering	94
(Relieved by Sal Barbarino, Jerry Wonderlich)				
Died June 6, 1941				

CHIRON, Louis (1)				
1929	14	7	Running	200
Died June 22, 1979				

CHITWOOD, Joie (7)				
1940	26	15	Running	190
1941	27	14	Running	177
1946	12	5	Running	200
(Relieved by Sam Hanks)				
1947	22	22	Gears	50
1948	10	17	Fuel leak	138
(Relieved by Paul Russo, Johnny Shackelford)				
1949	16	5	Running	200
1950	9	5	Running/rain	136
(Relieved by Tony Bettenhausen)				
Died Jan. 3, 1988				

CHRISTIAENS, Josef (2)				
1914	7	6	Running	200
1916	14	4	Running	120
Died Feb. 23, 1919 in testing accident in England				

CHRISTIE, Bob (8)				
1956	25	13	Running	196
1957	33	13	Running	197

Year	SP	FP	Status	Laps
CHRISTIE, Bob (8) <i>(cont)</i>				
1958	17	14	Spun	189
1959	24	25	Rod bolt	109
1960	14	10	Running	200
1961	16	17	Piston	132
1962	31	30	Accident	18
1963	18	13	Running	200
Died June 1, 2009				

CLARK, George (1)				
1913	27	10	Running	200
(Relieved by Tom Alley)				

CLARK, Jim (5)				
1963	5	2	Running	200
1964	1	24	Suspension	47
1965	2	1	Running	200
1966	2	2	Running	200
1967	16	31	Piston	35
Died April 7, 1968 in racing accident at Hockenheim, Germany				

COBE, Harry (1)				
1911	22	10	Running	200
Died July 24, 1966				

COGAN, Kevin (12)				
1981	12	4	Running	197
1982	2	30	Accident	0
1983	22	5	Running	198
1984	27	20	Wheel	137
1985	32	11	Running	191
1986	6	2	Running	200
1987	24	31	Oil pump	21
1988	13	11	Running	195
1989	27	32	Accident	2
1990	15	9	Running	191
1991	16	29	Accident	24
1993	14	14	Running	198

COLE, Hal (3)				
1946	4	32	Fuel leak	16
1948	14	6	Running	200
1949	11	19	Rod bearing	117
Died Nov. 12, 1970				

COMER, Fred (4)				
1924	16	7	Running	200
(Relieved by Wade Morton)				
1925	12	11	Running	200
(Relieved by Ira Vail)				
1926	13	4	Running/rain	155
(Relieved by Wade Morton)				
1928	9	9	Running	200
(Relieved by Cliff Woodbury)				
Died Oct. 12, 1928 in racing accident at Salem, N.H.				

Year	SP	FP	Status	Laps
CONGDON, Gary (1)				
1966	16	25	Accident	0
Died Sept. 24, 1967 in racing accident at Terre Haute, Ind.				

Year	SP	FP	Status	Laps
CONNOR, George (14)				
1935	14	19	Transmission	112
1936	5	10	Running	200
1937	12	9	Running	200
1938	19	19	Engine	119
1939	12	13	Stalled	195
1940	17	26	Rod	52
1941	13	16	Transmission	167
1946	30	24	Piston	38
1947	13	26	Fuel leak	32
1948	17	28	Drive shaft	24
1949	6	3	Running	200
1950	4	8	Running/rain	135
1951	21	30	Universal joint	29
1952	14	8	Running	200
Died March 28, 2001				

Year	SP	FP	Status	Laps
CONWAY, Mike (2)				
2009	27	18	Running	200
2010	15	19	Accident	198

Year	SP	FP	Status	Laps
COOPER, Earl (7)				
1914	14	18	Broken wheel	118
(Relieved by Bill Rader)				
1915	4	4	Running	200
(Relieved by Johnny Aitken)				
1919	9	12	Running	200
(Relieved by Reeves Dutton)				
1923	12	21	Accident (Alley)	22
(Relieved by Tom Alley)				
1924	6	2	Running	200
1925	4	17	Accident	127
1926	1	16	Transmission	74
Died Oct. 23, 1965				

Year	SP	FP	Status	Laps
COOPER, Joe (1)				
1915	15	15	Accident	154
Died Aug. 7, 1915 in racing accident at Des Moines, Iowa				

Year	SP	FP	Status	Laps
CORUM, L.L. "Stim" (6)				
1922	15	17	Engine	169
1923	7	5	Running	200
1924	21	1	Running	200
(Relieved by Joe Boyer on Lap 111; Boyer finished race)				
1926	24	20	Shock absorbers	45
1930	17	10	Running	200
1933	18	12	Running	200
Died March 7, 1949				

Year	SP	FP	Status	Laps
COTEY, Al (1)				
1927	29	21	Universal joint	87
(Relieved by Eddie Burbach)				

Year	SP	FP	Status	Laps
COX, C.C. (1)				
1915	21	24	Timing gears	12
Died July 4, 1915 in racing accident at Sioux City, Iowa				

Year	SP	FP	Status	Laps
CRAWFORD, Charlie (1)				
1934	28	13	Head gasket/in pits	110
Died 1958				

Year	SP	FP	Status	Laps
CRAWFORD, Jim (8)				
1985	27	16	Electrical	142
1986	26	29	Head gasket	70
1988	18	6	Running	198
1989	4	19	Drive train	135
1990	29	15	Running	183
1991	8	26	Engine	40
1992	21	25	Accident	74
1993	31	24	Running	192
Died Aug. 6, 2002				

Year	SP	FP	Status	Laps
CRAWFORD, Ray (3)				
1955	23	23	Valve	111
1956	17	29	Accident	49
1959	32	23	Accident	115
Died Feb. 1, 1996				

Year	SP	FP	Status	Laps
CRAWFORD (Crafford), Wesley (3)				
1929	24	15	Carburetor	127
(Relieved by Zeke Meyer, Ted Simpson, Dave Evans)				
1932	16	36	Crankshaft	28
1933	26	24	Accident (Winn)	147
(Relieved by Billy Winn)				
Died Jan. 10, 1961				

Year	SP	FP	Status	Laps
CROCKETT, Larry (1)				
1954	25	9	Running	200
Died March 20, 1955 in racing accident at Langhorne, Pa.				

Year	SP	FP	Status	Laps
CROSS, Art (4)				
1952	20	5	Running	200
1953	12	2	Running	200
1954	27	11	Running	200
(Relieved by Johnny Parsons, Sam Hanks, Andy Linden, Jimmy Davies)				
1955	24	17	Rod	168
Died April 15, 2005				

Year	SP	FP	Status	Laps
CROWE, Allen (2)				
1962	22	31	Accident	17
1963	13	27	Accident	47
Died June 2, 1963 in racing accident at New Bremen, Ohio				

Year	SP	FP	Status	Laps
CUCINOTTA, Letterio (1)				
1930	30	12	Running	185

CUMMINGS, Bill (9)

1930	22	5	Running	200
(Relieved by Freddie Winnai)				
1931	2	28	Oil line	70
1932	12	19	Crankshaft	151
(Relieved by Frank Brisko)				
1933	1	25	Radiator	136
(Relieved by Frank Brisko)				
1934	10	1	Running	200
1935	5	3	Running	200
1936	13	33	Clutch	0
1937	1	6	Running	200
(Relieved by Chet Miller)				
1938	16	24	Radiator	72
Died Feb. 8, 1939 in traffic accident				

CURTNER, Jack (1)

1922	21	14	Running	165
Died Dec. 18, 1959				

D'ALENE, Wilbur (Ed Aleon) (3)

1916	10	2	Running	120
1919	23	17	Axle	120
1922	18	15	Running	160
Died 1966				

DALLENBACH, Wally (13)

1967	15	29	Accident	73
1968	12	17	Engine	146
1969	19	21	Clutch	82
1970	24	17	Coil	143
1971	23	24	Valve	69
1972	33	15	Running	182
1973	20	24	Broken rod	48
1974	2	30	Piston	3
1975	21	9	Piston	162
1976	7	4	Running/rain	101
1977	10	4	Running	199
1978	7	5	Running	195
1979	7	27	Lost wheel	43

DALY, Derek (6)

1983	28	19	Engine	126
1984	29	27	Handling	76
1985	31	12	Running	189
1987	19	15	Engine	133
1988	9	29	Gearbox	18
1989	24	15	Running	16

Year	SP	FP	Status	Laps
DARÉ, Airton (5)				
2000	21	25	Engine	126
2001	30	8	Running	199
2002	30	13	Running	199
2003	33	24	Accident	125
2006	29	18	Running	193

DAVIES, Jimmy (4)

1950	27	17	Running/rain	128
1951	27	16	Rear end gears	110
1953	32	10	Running	193
1955	10	3	Running	200
Died June 11, 1966 of injuries suffered June 3 at Santa Fe Speedway, near Chicago				

DAVIS, Don (2)

1961	27	29	Accident	49
1962	12	4	Running	200
Died Aug. 7, 1962 at Dayton, Ohio, of injuries suffered Aug. 5 at New Bremen				

DAVIS, Floyd (4)

1937	24	15	Accident	190
1939	29	27	Shock absorber	43
1940	33	20	Running	157
(Relieved by Lou Webb, George Connor)				
1941	17	1	Running	200
(Relieved by Mauri Rose, Laps 72-200)				
Died May 31, 1977				

DAWSON, Joe (3)

1911	27	5	Running	200
(Relieved by Cyrus Patschke)				
1912	7	1	Running	200
(Relieved by Don Herr, Laps 108-144)				
1914	17	25	Accident	44
Died June 17, 1946				

DAYWALT, Jimmy (8)

1953	21	6	Running	200
1954	2	27	Accident	111
1955	17	9	Running	200
1956	16	24	Accident	134
1957	29	28	Accident	53
1959	13	14	Running	200
1961	23	31	Brake line	27
1962	33	22	Transmission	75
Died April 4, 1966				

DE ALZAGA, Martin (1)

1923	4	24	Rod	6
Died Nov. 15, 1982				

DE CYSTRIA, Prince Bertrand (1)

1923	22	9	Running	200
Died Feb. 22, 1943				

Year	SP	FP	Status	Laps
DE FERRAN, Gil (4)				
1995	19	29	Accident	1
2001	5	2	Running	200
2002	14	10	Running	200
2003	10	1	Running	200

DE SILVESTRO, Simona (1)				
2010	22	14	Running	200

DE VIZCAYA, Pierre (1)				
1923	6	12	Rod	166
Died July 14, 1933 in a traffic accident in Paris				

DECKER, Rick (4)				
1929	30	23	Fuel line	61
(Relieved by Jimmy Rossi)				
1930	36	37	Oil tank	8
1933	38	41	Manifold	13
1934	27	27	Clutch	17
Died Feb. 28, 1966				

DELANEY, Ernest (1)				
1911	24	23	Running	Flagged

DENVER (Orem), Bill (1)				
1930	35	22	Rod	41
Died May 28, 1933 in Indianapolis 500 qualifying accident, along with mechanic Hugh Hurst				

DePALMA, John (1)				
1915	13	21	Loose flywheel	41
Died Jan 18, 1951				

DePALMA, Ralph (10)				
1911	2	6	Running	200
1912	4	11	Rod	198
1913	12	23	Bearing	15
1915	2	1	Running	200
1919	4	6	Running	200
1920	1	5	Running	200
1921	1	12	Rod	112
1922	3	4	Running	200
1923	11	15	Head gasket	69
1925	18	7	Running	200
(Relieved by L.L. Corum)				
Died March 31, 1956				

DePAOLO, Peter (7)				
1922	10	20	Accident	110
1924	13	6	Running	200
1925	2	1	Running	200
(Relieved by Norman Batten for Laps 106-127)				
1926	27	5	Running/rain	153
1927	2	26	Supercharger	31
1929	5	30	Steering	25

Year	SP	FP	Status	Laps
DePAOLO, Peter (7) (cont)				
1930	21	33	Accident	19
(Relieved by Fred Roberts)				
Died Nov. 26, 1980				

DeVIGNE, Jules (1)				
1916	12	16	Accident (LeCain)	61
(Relieved by Jack LeCain)				

DEVORE, Billy (7)				
1937	14	7	Running	200
(Relieved by Fred Frame)				
1938	30	8	Running	185
1939	33	10	Running	200
(Relieved by Henry Banks)				
1940	32	18	Running	181
(Relieved by George Connor)				
1941	8	19	Rod	121
1946	31	10	Throttle	167
1948	20	12	Running	190
Died Aug. 12, 1985				

DEVORE, Earl (3)				
1925	15	13	Running	198
(Relieved by L.L. Corum, Glen Shultz)				
1927	15	2	Running	200
(Relieved by Zeke Meyer)				
1928	24	18	Accident	161
(Relieved by Cy Marshall)				
Lost Nov. 12, 1928 with SS Vestris				

DICKSON, Larry (8)				
1966	32	32	Accident	0
1967	21	15	Spun	180
1968	33	28	Piston	24
(Relieved by Mario Andretti)				
1969	31	9	Running	180
1971	26	28	Engine	33
1978	9	22	Oil pressure	104
1979	24	24	Fuel pump	86
1981	19	18	Piston	165

DINGLEY, Bert (1)				
1912	10	13	Rod	116
Died April 7, 1966				

DINSMORE, Duke (6)				
1946	8	17	Rod	82
1947	27	10	Running	167
(Relieved by Billy Devore)				
1949	15	15	Radius rod	174
1950	7	33	Oil leak	10
1951	32	24	Overheating	73
1956	33	17	Running	191
Died Oct. 12, 1985				

Year	SP	FP	Status	Laps
DISBROW, Louis (4)				
1911	5	35	Accident	45
1912	24	18	Differ. pin	67
(Relieved by Neil Whalen)				
1913	23	8	Running	200
(Relieved by I.J. Kilpatrick)				
1914	24	16	Rod	128
Died July 9, 1939				

DISMORE, Mark (7)				
1996	14	19	Engine	129
1997	25	28	Accident	24
1998	12	27	Accident	48
1999	5	16	Accident	168
2000	11	11	Running	198
2001	4	16	Running	195
2002	33	32	Handling	58

DIXON, Scott (8)				
2003	4	17	Accident	191
2004	13	8	Running/rain	180
2005	13	24	Accident	113
2006	4	6	Running	200
2007	4	2	Running/rain	166
2008	1	1	Running	200
2009	5	6	Running	200
2010	6	5	Running	200

DOBSON, Dominic (7)				
1988	21	18	Lost coolant	145
1989	29	18	Engine	161
1990	11	22	Engine	129
1991	30	13	Running	164
1992	29	12	Running	193
1993	27	23	Running	193
1994	12	29	Accident	29

DONOHUE, Mark (5)				
1969	4	7	Running	190
1970	5	2	Running	200
1971	2	25	Gears	66
1972	3	1	Running	200
1973	3	15	Piston	92
Died Aug. 19, 1975 of injuries in practice for Austrian Grand Prix				

DOORNBOS, Robert (1)				
2009	23	28	Accident	85

DUFF, John (1)				
1926	28	9	Running/rain	147
Died Jan. 8, 1958				

DUMAN, Ronnie (5)				
1964	16	31	Accident	1
1965	25	22	Rear end gears	62
1966	33	33	Accident	0
1967	17	23	Fuel trouble	154
1968	26	6	Running	200
Died June 9, 1968 in racing accident at Milwaukee				

DUNCAN, Len (1)				
1954	26	31	Brakes	101
(Relieved by George Fonder)				
Died Aug. 1, 1998				

DUNO, Milka (3)				
2007	29	31	Accident	65
2008	27	19	Running	185
2009	30	20	Running	199

DURANT, Lewis (1)				
1946	6	6	Running	200
Died Feb. 13, 1972				

DURANT, Paul (2)				
1996	24	32	Engine	9
1997	33	21	Accident	111

DURANT, R. Clifford "Cliff" (6)				
1919	20	24	Steering	54
1922	11	12	Running	200
(Relieved by Dave Lewis)				
1923	10	7	Running	200
(Relieved by Eddie Hearne)				
1924	8	13	Out of gas	199
(Relieved by Phil Shafer, Eddie Hearne)				
1926	11	17	Fuel tank leak	61
(Relieved by Eddie Hearne)				
1928	18	16	Supercharger	175
(Relieved by Bob McDonogh)				
Died Oct. 31, 1937				

DURAY, Arthur (1)				
1914	10	2	Running	200
Died Feb. 11, 1954				

DURAY, Leon (George Stewart) (8)				
1922	4	22	Axle	94
1923	21	13	Rod	136
(Relieved by Lou Wilson)				
1925	1	6	Running	200
(Relieved by Fred Comer)				
1926	3	23	Broken axle	33
1927	3	27	Fuel tank leak	26
1928	1	19	Overheating	133
(Relieved by Cliff Bergere)				

Year	SP	FP	Status	Laps
DURAY, Leon (George Stewart) (8) (cont)				
1929	2	22	Carburetor	65
(Relieved by Ralph Hepburn)				
1931	29	37	Overheating	6
Died May 12, 1956				

EDMUNDS, Don (1)				
1957	27	19	Spun	170

ELDRIDGE, E.A.D. (1)				
1926	23	19	Tie rod	46
(Relieved by Herschel McKee)				
Died Oct. 27, 1935				

ELISIAN, Ed (5)				
1954	31	18	Running	193
(Relieved by Bob Scott)				
1955	29	30	Stopped	53
1956	14	23	Stalled	160
(Relieved by Eddie Russo)				
1957	7	29	Timing gear	51
1958	2	28	Accident	0
Died Aug. 30, 1959 in racing accident at Milwaukee				

ELLINGBOE, Jules (6)				
1921	5	19	Steering	49
1922	20	26	Accident	25
1924	7	11	Running	200
1925	7	22	Steering	24
1926	6	22	Supercharger	39
1927	21	29	Accident	25
Died April 26, 1948				

ELLIOTT, Frank (6)				
1922	8	16	Rear axle	195
(Relieved by Art Klein)				
1923	16	6	Running	200
(Relieved by Dave Lewis)				
1924	12	20	Gas tank	150
1925	10	12	Running	200
(Relieved by Ora Haibe)				
1926	8	6	Running/rain	152
(Relieved by Leon Duray)				
1927	13	10	Running	200
(Relieved by Fred Frame)				
Died 1957				

ELLIS, Fred (1)				
1911	21	38	Withdrawn	22
Died July 24, 1958				

ENDICOTT, Bill (3)				
1911	37	26	Running	Flagged
(Relieved by John Jenkins)				
1912	15	5	Running	200
(Relieved by Harry Endicott)				

Year	SP	FP	Status	Laps
ENDICOTT, Bill (3) (cont)				
1913	9	27	Drive shaft	1
Died June 7, 1944				

ENDICOTT, Harry (2)				
1911	3	16	Running	N/A
1913	10	21	Transmission	23
(Relieved by Ed Madden)				
Died Sept. 5, 1913 in racing accident at Jackson, Mich.				

ENGE, Tomas (1)				
2005	10	19	Accident	155

ENGELHART, Bill (1)				
1980	22	11	Running	193

EVANS, Dave (6)				
1927	28	5	Running	200
(Relieved by Steve Nemish)				
1928	23	12	Running	200
1930	33	6	Running	200
1931	17	13	Running	200
1933	36	6	Running	200
1934	22	19	Transmission	81
Died March 31, 1974				

EVANS, Bob (1)				
1913	4	13	Clutch	158

EYCKMANS, Wim (1)				
1999	29	23	Timing chain	113

FABI, Teo (8)				
1983	1	26	Fuel gasket	47
1984	14	24	Fuel system	104
1988	17	28	Accident	30
1989	13	30	Ignition	23
1990	23	18	Transmission	162
1993	17	9	Running	200
1994	24	7	Running	198
1995	15	8	Running	199

FAHRNOW, Herbert "Dusty" (1)				
1934	25	24	Rod	28

FANKHOUSER, Milt (1)				
1947	11	30	Stalled	15
Died Feb. 26, 1970				

FARMER, Frank (3)				
1929	26	14	Supercharger	140
(Relieved by Bill Albertson)				
1930	11	21	Accident	69
1931	22	32	Rod bearing	32
Died Aug. 27, 1932 in racing accident at Woodbridge, N.J.				

Year	SP	FP	Status	Laps
FAULKNER, Walt (4)				
1950	1	7	Running/rain	135
1951	14	15	Crankshaft	123
1953	14	17	Running	176
(Relieved by Johnny Mantz)				
1955	7	5	Running	200
(Relieved by Bill Homeier)				
Died April 22, 1956 in racing accident at Vallejo, Calif.				

FENGLER, Harlan (1)				
1923	19	16	Gas tank	69
(Relieved by Lou Wilson)				
Died March 26, 1981				

FERGUSON, Dick (1)				
1980	15	31	Accident	9
Died Sept. 26, 2010				

FERNANDEZ, Adrian (4)				
1994	26	28	Suspension	30
1995	25	21	Engine	176
2004	6	7	Running/rain	180
2005	14	14	Running	197

FETTERMAN, I.P. "Red" (1)				
1922	13	7	Running	200
(Relieved by Phil Shafer)				
Died Dec. 5, 1924				

FILLIP, Chet (2)				
1982	29	24	Accident	60
1983	32	33	Black flagged	11

FIRESTONE, Dennis (5)				
1980	24	16	Transmission	137
1981	28	10	Engine	193
1982	21	27	Rear end	37
1983	33	24	Oil leak	77
1984	32	12	Running	186

FISHER, Sarah (9)				
2000	19	31	Accident	71
2001	15	31	Accident	7
2002	9	24	Running	196
2003	24	31	Engine/accident	14
2004	19	21	Running/rain	177
2007	21	18	Running/rain	164
2008	22	30	Accident	103
2009	21	17	Running	200
2010	29	26	Accident	125

FITTIPALDI, Christian (1)				
1995	27	2	Running	200

FITTIPALDI, Emerson (11)				
1984	23	32	Oil pressure	37
1985	5	13	Fuel line	188
1986	11	7	Running	199
1987	33	16	Lost power	131
1988	8	2	Running	200
1989	3	1	Running	200
1990	1	3	Running	200
1991	15	11	Gearbox	171
1992	11	24	Accident	75
1993	9	1	Running	200
1994	3	17	Accident	184

FLAHERTY, Pat (5)				
1950	11	10	Running/rain	135
1953	24	22	Accident	115
1955	12	10	Running	200
1956	1	1	Running	200
1959	18	19	Accident	162
Died April 9, 2002				

FOHR, Myron (2)				
1949	13	4	Running	200
1950	16	11	Running/rain	133
Died Jan. 14, 1994				

FOLLMER, George (3)				
1969	27	27	Engine	26
1970	21	31	Oil gasket	18
1971	29	15	Piston	147

FONDER, George (2)				
1949	25	20	Valve	116
(Relieved by Mel Hansen)				

1952	13	15	Running	197
Died June 14, 1958 in racing accident at Hatfield, Pa.				

FONTAINE (Fontaine), Louis (1)				
1921	7	21	Accident	33
Died March 2, 1960				

FORBERG, Carl (1)				
1951	24	7	Running	193
Died Jan. 17, 2000				

FORCE, Gene (2)				
1951	22	11	Oil pressure	142
1960	20	28	Brakes	74
Died Aug. 21, 1983				

FORD, Percy (1)				
1921	8	3	Running	200
(Relieved by Andy Burt, Jules Ellingboe)				
Died March 8, 1962				

Year	SP	FP	Status	Laps
FOSTER, Billy (2)				
1965	6	17	Water manifold	85
1966	12	24	Accident	0
Died Jan. 20, 1967 in racing accident at Riverside, Calif.				

Year	SP	FP	Status	Laps
FOWLER, Kenneth (2)				
1937	29	19	Pushed	116
1947	9	15	Axle	119
Died Jan. 8, 1981				

Year	SP	FP	Status	Laps
FOX, Frank (1)				
1911	6	22	Running	Flagged
(Relieved by W.F. Clemens)				
Died April 19, 1931				

Year	SP	FP	Status	Laps
FOX, Malcolm (2)				
1932	32	20	Spring	132
1933	30	28	Accident	121
Died Aug. 21, 1968				

Year	SP	FP	Status	Laps
FOX, Stan (8)				
1987	26	7	Running	192
1988	29	30	Half shaft	2
1990	27	33	Gearbox	10
1991	17	8	Running	185
1992	13	27	Accident	63
1993	20	31	Engine	64
1994	13	13	Accident	193
1995	11	30	Accident	0
Died Dec. 18, 2000 in traffic accident in New Zealand				

Year	SP	FP	Status	Laps
FOYT, A.J. (35)				
1958	12	16	Spun	148
1959	17	10	Running	200
1960	16	25	Clutch	90
1961	7	1	Running	200
1962	5	23	Lost wheel	69
1963	8	3	Running	200
1964	5	1	Running	200
1965	1	15	Gearbox	115
1966	18	26	Accident	0
1967	4	1	Running	200
1968	8	20	Rear end	86
1969	1	8	Running	181
1970	3	10	Running	195
1971	6	3	Running	200
1972	17	25	Turbocharger	60
1973	23	25	Rod bolt	37
1974	1	15	Oil fitting	142
1975	1	3	Running/rain	174
1976	5	2	Running/rain	102
1977	4	1	Running	200
1978	20	7	Running	191
1979	6	2	Running	200
1980	12	14	Valve	173

Year	SP	FP	Status	Laps
FOYT, A.J. (35)				
1981	3	13	Running	191
1982	3	19	Transmission	95
1983	24	31	Shift linkage	24
1984	12	6	Running	197
1985	21	28	Front wing	62
1986	21	24	Spun in pits	135
1987	4	19	Oil seal	117
1988	22	26	Accident	54
1989	10	5	Running	193
1990	8	6	Running	194
1991	2	28	Suspension	25
1992	23	9	Running	195

Year	SP	FP	Status	Laps
FOYT, A.J. IV (6)				
2003	23	18	Running	189
2004	21	33	Handling	26
2005	28	28	Handling	84
2007	18	14	Running/rain	165
2008	31	21	Running	180
2009	19	16	Running	200

Year	SP	FP	Status	Laps
FOYT, Larry (3)				
2004	22	32	Accident	54
2005	30	33	Accident	14
2006	23	30	Handling	43

Year	SP	FP	Status	Laps
FRAME, Fred (8)				
1927	33	11	Running	199
(Relieved by George Fernic, George Abell)				
1928	14	8	Running	200
(Relieved by Ralph Hepburn, Benny Shoaff)				
1929	22	10	Running	193
(Relieved by Johnny Seymour)				
1931	8	2	Running	200
1932	27	1	Running	200
1933	3	29	Valve	85
1935	8	11	Running	200
(Relieved by Frank Brisko)				
1936	31	32	Piston	4
Died April 25, 1962				

Year	SP	FP	Status	Laps
FRANCHI, Aldo (1)				
1916	16	21	Engine	9

Year	SP	FP	Status	Laps
FRANCHITTI, Dario (7)				
2002	28	19	Running	197
2004	3	14	Running/rain	180
2005	6	6	Running	200
2006	17	7	Running	200
2007	3	1	Running/rain	166
2009	3	7	Running	200
2010	3	1	Running	200

Year	SP	FP	Status	Laps
FRAYER, Lee (1)				
1911	26	13	Running	flagged
(Relieved by Eddie Rickenbacher)				

FREE, Roland (2)				
1930	24	19	Clutch	69
1947	12	17	Spun	86
Died Oct. 11, 1980				

FREELAND, Don (8)				
1953	15	27	Accident	76
1954	6	7	Running	200
1955	21	15	Transmission	178
1956	26	3	Running	200
1957	21	17	Running	192
1958	13	7	Running	200
1959	25	22	Valve spring	136
1960	11	22	Magneto	129
Died Nov. 2, 2007				

FRIEDRICH, Ernst (1)				
1914	18	15	Drive pinion	134
Died Jan. 22, 1954				

GACHE, Philippe (1)				
1992	16	28	Accident	61

GANASSI, Chip (5)				
1982	11	15	Engine	147
1983	16	8	Running	195
1984	22	28	Engine	61
1985	25	22	Fuel line	121
1986	25	21	Engine	151

GARDNER, Chet (7)				
1930	5	38	Spun	0
1933	15	4	Running	200
1934	5	21	Rod	72
1935	9	7	Running	200
1936	18	29	Clutch	38
1937	9	11	Running	199
(Relieved by Billy Winn)				
1938	18	5	Running	200
Died Sept. 3, 1938 in racing accident at Flemington, N.J.				

GARDNER, Racin (1)				
1996	25	25	Suspension	76

GARDNER, W.H. "Speed" (3)				
1929	28	6	Running	200
(Relieved by Chet Gardner)				
1930	27	35	Main bearing	14
1931	7	25	Frame	107
(Relieved by Wesley Crawford)				
Died April 25, 1972				

Year	SP	FP	Status	Laps
GARRETT, Billy (2)				
1956	29	16	Running	194
1958	15	21	Cam gear	80
Died Feb. 15, 1999				

GARZA, Josele (7)				
1981	6	23	Accident	138
1982	33	29	Engine	1
1983	18	25	Oil leak	64
1984	24	10	Running	193
1985	18	31	Engine	15
1986	17	18	Running	167
1987	25	17	Running	129

GAUDINO, Juan (1)				
1932	36	26	Clutch	71
(Relieved by Joe Bonadeo)				
Died March 23, 1975				

GEHLHAUSEN, Spike (5)				
1976	25	33	Oil pressure	0
1978	16	29	Accident	23
1979	31	10	Running	192
1980	4	29	Accident	20
1984	25	31	Spun	45

GIEBLER, Phil (1)				
2007	33	29	Accident	106

GEORGE, Elmer (3)				
1957	9	33	Accident/DNS	0
1962	17	17	Engine	146
(Relieved by Paul Russo, A.J. Foyt)				
1963	28	30	Handling	21
Died May 30, 1976				

GIAFFONE, Affonso (1)				
1997	14	32	Accident	0

GIAFFONE, Felipe (6)				
2001	33	10	Running	199
2002	4	3	Running	200
2003	16	33	Electrical	6
2004	25	15	Running/rain	179
2005	33	15	Running	194
2006	21	21	Accident	177

GILHOOLY, Ray (1)				
1914	20	27	Accident	41

GLEASON, Jimmy (4)				
1928	21	15	Magneto	195
(Relieved by Russ Snowberger)				
1929	23	3	Running	200
(Relieved by Thane Houser, Ernie Triplett)				

Year	SP	FP	Status	Laps
GLEASON, Jimmy (4) (cont)				
1930	24	28	Timing gears	22
1931	20	6	Running	200
(Relieved by Wilbur Shaw)				
Died Sept. 12, 1931 in racing accident at Syracuse, N.Y.				

GLOY, Tom (1)				
Year	SP	FP	Status	Laps
1984	13	14	Engine	179

GOLDSMITH, Paul (6)				
Year	SP	FP	Status	Laps
1958	16	30	Accident	0
1959	16	5	Running	200
1960	26	3	Running	200
1961	17	14	Connecting rod	160
1962	26	26	Magneto	26
1963	9	18	Crankshaft	149

GOODYEAR, Scott (11)				
Year	SP	FP	Status	Laps
1990	21	10	Running	191
1991	12	27	Engine	38
1992	33	2	Running	200
1993	4	7	Running	200
1994	33	30	Suspension	29
1995	3	14*	Running	195*
1997	5	2	Running	200
1998	10	24	Clutch	100
1999	9	27	Engine	101
2000	13	9	Running	199
2001	16	32	Accident	7

*Last five laps disallowed for ignoring black flag

GORDON, Al (3)				
Year	SP	FP	Status	Laps
1932	37	40	Accident	3
1934	17	22	Accident	66
1935	2	30	Accident	17
Died Jan. 26, 1936 in racing accident at Los Angeles				

GORDON, Robby (10)				
Year	SP	FP	Status	Laps
1993	25	27	Gearbox	165
1994	19	5	Running	199
1995	7	5	Running	200
1997	12	29	Fire	19
1999	4	4	Running	200
2000	4	6	Running	200
2001	3	21	Running	184
2002	11	8	Running	200
2003	3	22	Gearbox	169
2004	18	29	Mechanical	88
(Relieved by Jaques Lazier on Lap 27 due to red flag for rain/Gordon's NASCAR team commitment)				

GOSEK, Joe (1)				
Year	SP	FP	Status	Laps
1996	31	22	Radiator	106

Year	SP	FP	Status	Laps
GOUX, Jules (5)				
1913	7	1	Running	200
1914	19	4	Running	200
1919	22	3	Running	200
1920	21	15	Engine	148
1922	22	25	Axle	25
Died March 6, 1965				

GRANT, Harry (4)				
Year	SP	FP	Status	Laps
1911	17	33	Bearings	51
1913	6	24	Gas tank	14
1914	26	7	Running	200
1915	10	12	Loose mud apron	184
(Relieved by Carl Limberg)				
Died Oct. 8, 1915 from burns suffered Sept. 28 at Sheepshead Bay, N.Y.				

GRANT, Jerry (10)				
Year	SP	FP	Status	Laps
1965	17	27	Magneto	30
1966	10	10	Running	167
1967	30	20	Piston	162
1968	15	23	Oil leak	50
1970	29	7	Running	198
1972	15	12*	Running	188*
1973	18	19	Engine	77
1974	17	10	Running	175
1975	14	20	Piston	137
1976	20	27	Running/rain	91
*Last 12 laps disallowed for refueling infraction				

GRECO, Marco (4)				
Year	SP	FP	Status	Laps
1994	32	27	Electrical	53
1996	22	26	Engine	64
1997	27	16	Gearbox	166
1998	14	14	Engine	183

GREEN, Cecil (2)				
Year	SP	FP	Status	Laps
1950	12	4	Running/rain	137
1951	10	22	Rod	80
Died July 29, 1951 in racing accident at Winchester, Ind.				

GREGOIRE, Stephan (7)				
Year	SP	FP	Status	Laps
1993	15	19	Running	195
1996	13	27	Coil pack fire	59
1997	13	31	Accident	0
1998	31	17	Running	172
2000	20	8	Running	199
2001	29	28	Oil leak	86
2006	30	29	Handling	49

GREGORY, Masten (1)				
Year	SP	FP	Status	Laps
1965	31	23	Oil pressure	59
Died Nov. 8, 1985				

Year	SP	FP	Status	Laps
GREINER, Art (1)				
1911	38	40	Accident	12
Died Dec. 15, 1916				

Year	SP	FP	Status	Laps
GRIFFITH, Cliff (4)				
1951	18	28	Rear axle	30
1952	9	9	Running	200
1956	30	10	Running	199
1961	30	24	Piston	55
Died Jan. 23, 1996				

Year	SP	FP	Status	Laps
GRIM, Bobby (9)				
1959	5	26	Piston	85
1960	21	16	Running	194
1961	24	32	Piston	26
1962	15	19	Oil leak	97
1963	20	25	Oil leak	79
1964	20	10	Running	196
1966	31	31	Accident	0
1967	12	13	Accident	187
1968	25	10	Running	196
Died June 14, 1995				

Year	SP	FP	Status	Laps
GROFF, Mike (5)				
1991	18	24	Water leak	68
1994	31	31	Accident	28
1996	11	20	Fire	122
1997	18	12	Running	188
1998	32	15	Running	183

Year	SP	FP	Status	Laps
GROFF, Robbie (1)				
1997	21	9	Running	197

Year	SP	FP	Status	Laps
GUERRERO, Carlos (1)				
1995	29	33	Accident	0

Year	SP	FP	Status	Laps
GUERRERO, Roberto (15)				
1984	7	2	Running	198
1985	16	3	Running	200
1986	8	4	Running	200
1987	5	2	Running	200
1988	12	32	Accident	0
1990	28	23	Suspension	118
1991	28	30	Accident	23
1992	1	33	Accident	0
1993	10	28	Accident	125
1994	20	33	Accident	20
1995	13	12	Running	198
1996	6	5	Accident	198
1997	19	27	Steering	25
1998	9	22	Running	125
1999	25	25	Engine	105

Year	SP	FP	Status	Laps
GUGELMIN, Mauricio (2)				
1994	29	11	Running	196
1995	6	6	Running	200

Year	SP	FP	Status	Laps
GULOTTA, Tony (13)				
1926	12	11	Running/rain	142
1927	27	3	Running	200
(Relieved by Peter DePaolo)				
1928	4	10	Running	200
(Relieved by Dutch Baumann)				
1929	11	17	Supercharger	91
1930	20	20	Valve	79
1931	19	18	Accident	167
1932	20	13	Running	184
1933	12	7	Running	200
1934	7	17	Rod	94
1935	6	21	Magneto	102
1937	7	8	Running	200
(Relieved by Rex Mays, Jimmy Snyder)				
1938	4	17	Rod	130
1939	27	11	Running	200
(Relieved by Harry McQuinn)				
Died March 2, 1981				

Year	SP	FP	Status	Laps
GURNEY, Dan (9)				
1962	8	20	Rear end	93
1963	12	7	Running	200
1964	6	17	Tire wear	110
1965	3	26	Timing gears	42
1966	19	27	Accident	0
1967	2	21	Piston	160
1968	10	2	Running	200
1969	10	2	Running	200
1970	11	3	Running	200

Year	SP	FP	Status	Laps
GUTHRIE, Janet (3)				
1977	26	29	Timing gear	27
1978	15	9	Running	190
1979	14	34	Piston	3

Year	SP	FP	Status	Laps
GUTHRIE, Jim (3)				
1996	19	18	Engine	144
1997	6	26	Engine	43
1998	20	29	Accident	48

Year	SP	FP	Status	Laps
GUYOT, Albert (5)				
1913	2	4	Running	200
1914	11	3	Running	200
1919	3	4	Running	200
1921	14	6	Running	200
(Relieved by Joe Boyer, Eddie Miller)				
1926	19	28	Piston	9
Died March 24, 1947				

Year	SP	FP	Status	Laps
HAIBE, Ora (5)				
1916	13	10	Running	120
1919	26	14	Running	200
1921	13	5	Running	200
1922	14	5	Running	200
(Relieved by Jules Ellingboe)				
1924	17	15	Running	182
(Relieved by Elmer Dempsey)				
Died Dec. 10, 1970				

HALL, Dean (1)				
1990	24	17	Suspension	165

HALL, Howard (1)				
1911	36	17	Running	Flagged
(Relieved by Rupert Jeffkins)				

HALL, Ira (5)				
1928	27	21	Accident	115
(Relieved by Jack Petricord)				
1932	5	7	Running	200
(Relieved by Ned Meier)				
1933	8	37	Piston	37
1938	27	30	Accident	44
1939	18	24	Head gasket	89
Died Feb. 6, 1987				

HALL, Norm (2)				
1961	32	10	Running	200
1964	31	33	Accident	1
Died March 11, 1992				

HALSMER, Pete (2)				
1981	24	24	Accident	123
1982	32	25	Transmission	38

HAMILTON, Davey (10)				
1996	10	12	Running	181
1997	8	6	Running	199
1998	8	4	Running	199
1999	11	11	Running	196
2000	28	20	Running	188
2001	26	23	Engine	182
2007	20	9	Running/rain	166
2008	18	14	Running	200
2009	22	29	Accident	79
2010	14	33	Accident	0

HANKS, Sam (13)				
1940	14	13	Running	192
1941	33	33	Accident	DNS
(Qualified 27th, injured, did not start, credited with 33rd)				
1946	3	31	Oil line	18
1948	15	26	Clutch	34

Year	SP	FP	Status	Laps
HANKS, Sam (13) (cont)				
1949	23	30	Oil leak	20
1950	25	30	Oil pressure	42
1951	12	12	Rod	135
1952	5	3	Running	200
1953	9	3	Running	200
(Relieved by Duane Carter)				
1954	10	20	Spun (Rathmann)	191
(Relieved by Jimmy Davies, Jim Rathmann)				
1955	6	19	Transmission	134
1956	13	2	Running	200
1957	13	1	Running	200
Died June 27, 1994				

HANSEN, Mel (6)				
1939	14	19	Accident	113
1940	5	8	Running	194
1941	21	29	Rod	11
1946	27	11	Crankshaft	143
1947	29	27	Pushed, disqualified	31
1948	33	25	Ruled off/too slow	42
Died June 5, 1963				

HANSEN, Walt (2)				
1964	10	13	Running	176
1965	21	14	Overheating	117
Died April 7, 1966 of testing injuries at Le Mans				

HARDER, Fred (1)				
1924	22	17	Running	176
Died March 17, 1956				

HARKEY, Bob (6)				
1964	27	8	Running	197
1971	32	22	Gears	77
1973	31	29	Seized engine	12
1974	31	8	Running	189
1975	23	10	Running/rain	162
(Relieved by Salt Walther)				
1976	28	20	Running/rain	97

HARRINGTON, Scott (1)				
1996	32	15	Accident	150

HARROUN, Ray (1)				
1911	28	1	Running	200
(Relieved by Cyrus Patschke, 35 laps)				
Died Jan. 19, 1968				

HARTLEY, Gene (10)				
1950	31	16	Running/rain	128
1952	18	28	Exhaust pipe	65
1953	13	28	Accident	53
1954	17	23	Engine	168
(Relieved by Marshall Teague)				

Year	SP	FP	Status	Laps
HARTLEY, Gene (10) (cont)				
1956	22	11	Running	196
1957	14	10	Running	200
1959	9	11	Running	200
1960	24	14	Running	196
1961	15	11	Running	198
1962	20	27	Steering	24
(Relieved by Bill Cheesbourg)				
Died March 13, 1994				

Year	SP	FP	Status	Laps
HARTZ, Harry (6)				
1922	2	2	Running	200
1923	2	2	Running	200
1924	2	4	Running	200
1925	3	4	Running	200
1926	2	2	Running/rain	158
1927	4	25	Crankshaft	38
Died Sept. 26, 1974				

Year	SP	FP	Status	Laps
HATTORI, Shigeaki (2)				
2002	27	20	Running	196
2003	30	30	Fuel system	19

Year	SP	FP	Status	Laps
HAUPT, Willie (4)				
1913	15	9	Running	200
(Relieved by Lee Oldfield)				
1914	28	12	Running	200
1915	24	11	Running	200
1920	13	16	Rod	146
(Relieved by Wade Morton)				
Died April 12, 1966				

Year	SP	FP	Status	Laps
HAUSTEIN, Gene (3)				
1931	34	23	Lost wheel	117
1933	28	15	Running	197
1934	31	30	Accident	13
Died June 6, 1984				

Year	SP	FP	Status	Laps
HAWKES, W. Douglas (2)				
1922	19	13	Running	200
1926	17	14	Camshaft	92
(Relieved by E.A.D. Eldridge)				
Died Aug. 2, 1974				

Year	SP	FP	Status	Laps
HAYWOOD, Hurley (1)				
1980	25	18	Fire	126

Year	SP	FP	Status	Laps
HEARN, Richie (7)				
1996	15	3	Running	200
2000	23	27	Electrical	97
2002	22	6	Running	200
2003	28	28	Accident	61
2004	30	20	Running/rain	178
2005	20	25	Accident	112
2007	32	23	Running/rain	163

Year	SP	FP	Status	Laps
HEARNE, Eddie (9)				
1911	16	21	Running	Flagged
(Relieved by Ed Parker)				
1912	5	20	Burned bearing	54
(Relieved by Neil Whalen)				
1919	8	2	Running	200
1920	9	6	Running	200
1921	4	13	Oil line	111
1922	23	3	Running	200
1923	14	4	Running	200
(Relieved by Earl Cooper)				
1924	14	19	Fuel line	151
(Relieved by Cliff Durant)				
1927	18	7	Running	200
(Relieved by Harry Hartz, Leon Duray, Ira Vail)				
Died Feb. 9, 1955				

Year	SP	FP	Status	Laps
HEIMRATH, Ludwig Jr. (3)				
1987	10	30	Spun-lost wheel	25
1988	31	25	Accident	59
1989	18	13	Running	185

Year	SP	FP	Status	Laps
HELLINGS, Mack (4)				
1948	21	5	Running	200
1949	14	16	Valve	172
1950	26	13	Running/rain	132
1951	23	31	Piston	18
Died in plane crash Nov. 11, 1951 in California				

Year	SP	FP	Status	Laps
HENDERSON, George "Pete" (2)				
1916	9	6	Running	120
(Relieved by Eddie Rickenbacher)				
1920	17	10	Running	200
(Relieved by Tom Alley)				
Died June 19, 1940				

Year	SP	FP	Status	Laps
HEPBURN, Ralph (15)				
1925	6	16	Gas tank	143
1926	15	8	Running/rain	151
(Relieved by Bob McDonogh)				
1927	5	24	Fuel tank leak	39
1928	6	24	Timing gears	48
1929	3	31	Transmission	14
1931	10	3	Running	200
(Relieved by Peter Kreis)				
1933	41	38	Rod bearing	33
1934	11	14	Connecting rod	164
(Relieved by Louis Meyer)				
1935	7	5	Running	200
(Relieved by Gene Hausteine)				
1936	24	12	Running	195
1937	6	2	Running	200
(Relieved by Bob Swanson)				
1939	13	22	Accident(Swanson)	107
(Relieved by Bob Swanson)				

Year	SP	FP	Status	Laps
HEPBURN, Ralph (15) (cont)				
1940	21	29	Steering	47
1941	10	4	Running	200
1946	19	14	Stalled	121

Died May 16, 1948 in Indianapolis 500 practice accident

HERB, Jon (2)				
2001	18	27	Accident	104
2007	27	32	Accident	51

HERMAN, Al (5)				
1955	16	7	Running	200
1956	27	28	Accident	74
1957	30	21	Accident	111
1959	23	13	Running	200
1960	30	32	Clutch	34

Died June 18, 1960 in racing accident at West Haven, Conn.

HERR, Don (1)				
1913	5	26	Clutch shaft	7

Died June 21, 1953

HERTA, Bryan (5)				
1994	22	9	Running	197
1995	33	13	Running	198
2004	23	4	Running/rain	180
2005	18	3	Running	200
2006	16	20	Running	188

HEWITT, Jack (1)				
1998	22	12	Running	195

HICKEY, Denny (1)				
1919	27	9	Running	200

Died Aug. 10, 1965

HICKMAN, Jim (1)				
1982	24	7	Running	189

Died Aug. 1, 1982 after crash at Milwaukee Mile

HILL, Bennett "Benny" (8)				
1920	8	17	Accident (Sarles)	115
(Relieved by Roscoe Sarles)				
1921	15	8	Running	200
(Relieved by Jerry Wonderlich)				
1923	18	19	Crankshaft	41
1924	5	5	Running	200
1925	13	18	Rear spring	69
(Relieved by Ray Cariens, Jules Ellingboe, Jerry Wonderlich)				
1926	7	12	Running/rain	136
(Relieved by Jules Ellingboe)				
1927	9	28	Shackle bolt	26

Year	SP	FP	Status	Laps
HICKMAN, Jim (1)				
1933	19	22	Rod	158
(Relieved by Frank Brisko)				
Died Dec. 9, 1977				

HILL, George (1)				
1915	22	23	Water pump gear	20
Died March 26, 1967				

HILL, Graham (3)				
1966	15	1	Running	200
1967	31	32	Piston	23
1968	2	19	Accident	110
Died Nov. 29, 1975 in plane crash at London				

HILL, Jimmy (1)				
1927	32	12	Running	197
(Relieved by Don Ostrander)				

HILLENBURG, Andy (1)				
2000	33	28	Wheel bearing	91

HINNERSHITZ, Tommy (3)				
1940	9	32	Accident	32
1941	20	10	Running	200
(Relieved by George Robson)				
1948	23	9	Running	198
Died Aug. 1, 1999				

HISS, Mike (4)				
1972	25	7	Running	196
1973	26	17	Drive train	91
1974	3	14	Running	158
1975	31	29	Accident	39

HITKE, Kurt (1)				
1919	24	23	Rod bearing	56

HOBBS, David (4)				
1971	16	20	Accident	107
1973	22	11	Running/rain	107
1974	9	5	Running	196
1976	31	29	Water leak	10

HOLBERT, Al (1)				
1984	16	4	Running	198
Died Sept. 30, 1988 in plane crash at Columbus, Ohio				

HOLLAND, Bill (5)				
1947	8	2	Running	200
1948	2	2	Running	200
1949	4	1	Running	200
1950	10	2	Running/rain	137
1953	28	15	Cam gear	177
(Relieved by Jim Rathmann)				
Died May 20, 1984				

Year	SP	FP	Status	Laps
HOLLANSWORTH, John Jr. (1)				
1999	12	13	Running	192

HOLMES, Howdy (6)				
1979	13	7	Running	195
1982	18	10	Running	186
1983	12	6	Running	198
1984	2	13	Running	185
1985	19	10	Running	194
1988	33	12	Running	192

HOLMES, Jackie (2)				
1949	17	22	Drive shaft	65
1950	30	23	Spun	123
Died March 1, 1995				

HOMEIER, Bill (2)				
1954	18	33	Accident	74
1960	31	13	Running	200
Died May 2, 2001				

HORAN, Joe (1)				
1912	18	8	Running	200
(Relieved by George Ainslee)				
Died Sept. 16, 1932				

HORN, Ted (10)				
1935	26	16	Steering	145
1936	11	2	Running	200
1937	32	3	Running	200
1938	6	4	Running	200
1939	4	4	Running	200
1940	4	4	Running	199
1941	28	3	Running	200
1946	7	3	Running	200
1947	1	3	Running	200
1948	5	4	Running	200
Died Oct. 10, 1948 in racing accident at DuQuoin, Ill.				

HORNISH, Sam Jr. (8)				
2000	14	24	Accident	153
2001	13	14	Running	196
2002	7	25	Running	186
2003	18	15	Engine	195
2004	11	26	Accident	104
2005	2	23	Accident	146
2006	1	1	Running	200
2007	5	4	Running/rain	166

HOUSEHOLDER, Ronney (2)				
1937	10	12	Running	194
(Relieved by Al Putnam, Henry Banks, Ken Fowler)				
1938	10	14	Supercharger	154
(Relieved by Billy Winn)				
Died Nov. 11, 1972				

Year	SP	FP	Status	Laps
HOUSER, Norm (1)				
1949	24	10	Running	181
Died Dec. 4, 1996				

HOUSER, Thane (1)				
1926	21	13	Running/rain	102
Died Nov. 23, 1967				

HOWARD, C. Glenn (1)				
1922	27	18	Engine	163
Died March 29, 1946				

HOWARD, Ray (2)				
1919	21	16	Oil pressure	130
1920	10	13	Camshaft	150
(Relieved by Aldo Franchi)				

HOWIE, George (1)				
1931	30	11	Running	200
(Relieved by L.L. Corum, Herman Schurch)				
Died Nov. 11, 1979				

HOYT, Jerry (4)				
1950	15	21	Running/rain	125
1953	7	23	Overheating	107
(Relieved by Chuck Stevenson, Andy Linden)				
1954	30	26	Engine	130
1955	1	31	Oil leak	40
Died July 10, 1955 in racing accident at Oklahoma City				

HUCUL, Cliff (3)				
1977	27	22	Gearbox	72
1978	27	33	Oil line	4
1979	18	29	Rod	22

HUFF, Joe, (3)				
1930	26	23	Valve	48
(Relieved by Ted Chamberlain, Speed Gardner)				
1931	40	16	Running	180
(Relieved by Speed Gardner)				
1932	15	10	Running	200
(Relieved by Dusty Fahrnow)				
Died Aug. 25, 1971				

HUGHES, Hughie (2)				
1911	32	12	Running	200
1912	17	3	Running	200
Died Dec. 2, 1916 in racing accident at Uniontown, Pa.				

HULME, Denis (4)				
1967	24	4	Running	197
1968	20	4	Running	200
1969	25	18	Clutch	145
1971	4	17	Valve	137
Died Oct. 3, 1992 of heart attack while competing in saloon race in Australia				

Year	SP	FP	Status	Laps
HULSE, Chuck (4)				
1962	16	21	Fuel pump	921
1963	11	8	Running	200
1966	8	20	Accident	22
1967	27	7	Accident	195

HUNT, Bill (1)				
1924	19	14	Running	190
Died Dec. 15, 1950				

HUNTER-REAY, Ryan (3)				
2008	20	6	Running	200
2009	32	32	Accident	19
2010	17	18	Accident	198

HURTUBISE, Jim (10)				
1960	23	18	Rod	185
1961	3	22	Piston	102
1962	29	13	Running	200
1963	2	22	Oil leak	102
1964	11	14	Oil pressure	141
1965	20	33	Transmission	1
1966	22	17	Oil line	29
1968	30	30	Piston	9
1972	13	23*	Running	94*
1974	28	25	Engine	31

*All laps after lap 94 disallowed for rules infraction

Died Jan. 6, 1989

INSINGER, Harris (1)				
1935	31	14	Running	185
Died Sept. 8, 1935 in racing accident at Oakland, Calif.				

JACKSON, Jimmy (5)				
1946	5	2	Running	200
1947	10	5	Running	200
1948	4	10	Spindle	193
1949	7	6	Running	200
1950	32	29	Supercharger	52
Died Nov. 25, 1984				

JAGERSBERGER, Joe (1)				
1911	8	31	Accident	87
Died Oct. 5, 1952				

JAMES, Joe (2)				
1951	30	33	Drive shaft	8
1952	16	13	Running	200
Died Nov. 5, 1952 of injuries suffered Nov. 2 at San Jose, Calif.				

JENKINS, Johnny (2)				
1912	11	7	Running	200
1913	17	25	Crankshaft	13
Died Nov. 25, 1945				

Year	SP	FP	Status	Laps
JOHANSSON, Stefan (3)				
1993	6	11	Running	199
1994	27	15	Running	192
1995	31	16	Running	192

JOHNSON, Art (1)				
1916	17	8	Running	120
Died 1949				

JOHNSON, Eddie (13)				
1952	24	16	Running	193
1955	32	13	Running	196
1956	32	15	Running	195
1957	20	25	Wheel bearing	93
1958	26	9	Running	200
1959	8	8	Running	200
1960	7	6	Running	200
1961	10	18	Accident	127
1962	18	25	Magneto	39
1963	21	20	Accident	112
1964	24	26	Fuel pump	6
1965	28	10	Running	195
1966	29	7	Stalled	175
Died June 30, 1974 in plane crash at Cleveland				

JOHNSON, Gordon (24)				
1965	14	5	Running	200
1966	6	4	Running	200
1967	3	12	Spun	188
1968	9	27	Rear end	37
1969	5	19	Piston	137
1970	17	28	Piston	45
1971	12	29	Accident	11
1972	26	20	Exhaust valve	113
1973	11	1	Running/rain	133
1974	4	4	Running	198
1975	2	31	Ignition	11
1976	2	3	Running/rain	102
1977	5	11	Crankshaft	184
1978	6	3	Running	199
1979	5	6	Running	197
1980	17	4	Running	200
1981	4	9	Engine	194
1982	5	1	Running	200
1983	10	14	Gearbox	163
1984	5	25	Accident	103
1987	18	22	Valve	76
1989	23	31	Engine	19
1991	33	6	Running	188
1992	31	29	Engine	60

JOHNS, Bobby (2)				
1965	22	7	Running	197
1969	32	10	Running	171

JOHNSON, Art (1)				
1916	17	8	Running	120
Died 1949				

JOHNSON, Eddie (13)				
1952	24	16	Running	193
1955	32	13	Running	196
1956	32	15	Running	195
1957	20	25	Wheel bearing	93
1958	26	9	Running	200
1959	8	8	Running	200
1960	7	6	Running	200
1961	10	18	Accident	127
1962	18	25	Magneto	39
1963	21	20	Accident	112
1964	24	26	Fuel pump	6
1965	28	10	Running	195
1966	29	7	Stalled	175
Died June 30, 1974 in plane crash at Cleveland				

Year	SP	FP	Status	Laps
JOHNSON, Herm (2)				
1982	14	9	Running	186
1984	9	8	Running	194

JOHNSON, Luther (3)				
1931	12	20	Accident	156
1932	11	16	Lost wheel	164
1933	20	10	Running	200
(Relieved by Ralph Hepburn, Sam Palmer)				
Died April 12, 1978				

JONES, Ben (1)				
1926	18	18	Accident	54

JONES, Bubby (1)				
1977	33	21	Valve	78

JONES, Davy (5)				
1987	28	28	Engine	34
1989	31	7	Running	192
1993	28	15	Running	197
1995	32	23	Accident	161
1996	2	2	Running	200

JONES, Herbert (1)				
1925	17	19	Accident	68
(Relieved by A.E. Moss)				
Died May 27, 1926 in Indianapolis 500 qualifying accident				

JONES, John (1)				
1989	25	11	Running	189

JONES, M.C. (1)				
1925	21	21	Transmission	32

JONES, PJ (2)				
2004	31	28	Accident	92
2006	32	19	Running	189

JONES, Parnelli (7)				
1961	5	12	Running	192
1962	1	7	Running	200
1963	1	1	Running	200
1964	4	23	Pit fire	55
1965	5	2	Running	200
1966	4	14	Wheel bearing	87
1967	6	6	Bearing	196

JONES, Will (1)				
1911	9	28	Steering	122
Died Jan. 19, 1972				

Year	SP	FP	Status	Laps
JOURDAIN, Bernard (2)				
1989	20	9	Running	191
1991	21	18	Gearbox	141

JOURDAIN, Michel Jr. (1)				
1996	8	13	Running	177

JUNQUEIRA, Bruno (6)				
2001	20	5	Running	200
2002	1	31	Engine	87
2004	4	5	Running/rain	180
2005	12	30	Accident	76
2008	15	20	Running	184
2010	25	32	Accident	7

KANAAN, Tony (9)				
2002	5	28	Accident	89
2003	2	3	Running	200
2004	5	2	Running/rain	180
2005	1	8	Running	200
2006	5	5	Running	200
2007	2	12	Running/rain	166
2008	6	29	Accident	105
2009	6	27	Accident	97
2010	33	11	Running	200

KARL, Jerry (6)				
1973	28	26	Running/rain	22
1974	19	19	Accident	115
1975	20	13	Running/rain	161
1978	28	14	Running	176
1980	28	21	Clutch	64
1981	31	15	Running	189
Died Feb. 16, 2008 from injuries sustained in an automobile accident in Baltimore.				

KARNATZ, Albert (1)				
1929	31	25	Gas leak	50
Died July 15, 1934 in racing accident at Detroit				

KEECH, Ray (2)				
1928	10	4	Running	200
(Relieved by Wilbur Shaw)				
1929	6	1	Running	200
Died June 15, 1929 in racing accident at Altoona, Pa.				

KEENE, Charlie (1)				
1914	27	8	Running	200
(Relieved by C. L. Rogers)				

KELLER, Al (6)				
1955	22	27	Accident	54
1956	28	14	Running	195
1957	8	27	Accident	75
1958	21	11	Running	200

Year	SP	FP	Status	Laps
KELLER, Al (6) (cont)				
1959	28	18	Piston	163
1961	26	5	Running	200
Died Nov. 19, 1961 in racing accident at Phoenix				

Year	SP	FP	Status	Laps
KENEALY, Mel (1)				
1930	23	15	Valve	114
Died June 29, 1985				

Year	SP	FP	Status	Laps
KENYON, Mel (8)				
1966	17	5	Running	198
1967	14	16	Accident	177
1968	17	3	Running	200
1969	24	4	Running	200
1970	22	16	Acc.(McCluskey)	160
(Relieved by Roger McCluskey)				
1971	30	32	Accident	10
1972	12	18	Fuel injection	126
1973	19	4	Running/rain	131

Year	SP	FP	Status	Laps
KINSER, Sheldon (6)				
1975	26	12	Running/rain	161
1976	29	19	Running/rain	97
1977	12	32	Piston	14
1978	12	32	Oil pressure	15
1979	10	28	Piston	40
1981	23	6	Running	195
Died Aug. 1, 1988				

Year	SP	FP	Status	Laps
KINSER, Steve (1)				
1997	20	14	Accident	185

Year	SP	FP	Status	Laps
KIRKPATRICK, Charles (1)				
1919	11	20	Rod	69

Year	SP	FP	Status	Laps
KITE, Jimmy (5)				
1998	26	11	Running	195
1999	28	24	Engine	111
2000	25	30	Engine	74
2003	32	13	Running	197
2005	32	32	Handling	47

Year	SP	FP	Status	Laps
KLADIS, Danny (1)				
1946	33	21	Towed in	46
Died April 26, 2009				

Year	SP	FP	Status	Laps
KLAUSLER, Tom (1)				
1981	30	29	Gearbox	60

Year	SP	FP	Status	Laps
KLEIN, Art (5)				
1914	8	20	Valve	87
1915	8	18	Smoking	111
(Relieved by Billy Chandler)				
1919	7	19	Oil line	70
1920	5	21	Accident	40
1922	25	21	Rod	105
Died June 6, 1955				

Year	SP	FP	Status	Laps
KNAPP, Steve (3)				
1998	23	3	Running	200
1999	13	26	Handling	106
2000	27	19	Running	193

Year	SP	FP	Status	Laps
KNEIFEL, Chris (2)				
1983	25	12	Running	191
1984	33	15	Transmission	175

Year	SP	FP	Status	Laps
KNEPPER, Arnie (5)				
1965	19	18	Cylinder	80
1966	26	29	Accident	0
1967	18	22	Engine	158
1968	32	25	Hit wheel	42
1969	21	22	Accident	82
Died June 6, 1992 at Belleville, Ill.				

Year	SP	FP	Status	Laps
KNIGHT, Harry (2)				
1911	7	30	Accident	90
1912	9	23	Engine	7
Died July 4, 1913 in racing accident at Columbus, Ohio				

Year	SP	FP	Status	Laps
KNIPPER, Billy (3)				
1911	40	18	Running	Flagged
1913	11	16	Clutch	125
(Relieved by Harry Grant)				
1914	12	13	Running	200
(Relieved by Bob Burman)				
Died September 1968				

Year	SP	FP	Status	Laps
KOHLERT, Henry (1)				
1928	28	13	Running	180
(Relieved by Shorty Cantlon, Doc Shattuc)				
Died Dec. 18, 1939				

Year	SP	FP	Status	Laps
KREIGER, Johnny (1)				
1932	33	35	Rod	30

Year	SP	FP	Status	Laps
KREIS, Peter (6)				
1925	9	8	Running	200
(Relieved by Norman Batten)				
1927	12	17	Front axle	123
(Relieved by Bennett Hill, Harry Hartz)				
1928	19	22	Rod bearing	73
1929	17	16	Engine seized	91
1932	17	15	Accident	178
1933	11	32	Universal joint	63
Died May 25, 1934 in Indianapolis 500 practice accident, along with mechanic Bob Hahn				

Year	SP	FP	Status	Laps
KRISLOFF, Steve (11)				
1971	27	31	Oil leak-spun	10
1972	10	21	Ignition rotor	102
1973	7	6	Running/rain	129
1974	15	22	Clutch	72

Year	SP	FP	Status	Laps
KRISLOFF, Steve (11) (cont)				
1975	29	11	Running/rain	162
1976	23	24	Running/rain	95
1977	25	9	Running	191
1978	13	4	Running	198
1979	28	11	Running	192
1981	17	8	Running	194
1983	31	29	U-joint	42

KRUEGER, Phil (2)

1986	24	31	Engine	67
1988	15	8	Running	196

KUNZMAN, Lee (4)

1972	30	17	Lost tire	131
1973	25	7	Running/rain	127
1977	24	7	Running	191
1979	11	30	Scavenger pump	18

LANIER, Randy (1)

1986	13	10	Running	195
------	----	----	---------	-----

LARSON, Jud (2)

1958	19	8	Running	200
1959	19	29	Accident	45

Died June 11, 1966 in racing accident at Reading, Pa.

LAUTENSCHLAGER, Christian (1)

1923	17	23	Accident	14
------	----	----	----------	----

Died Jan. 3, 1954

LAZIER, Bob (1)

1981	13	19	Engine	154
------	----	----	--------	-----

LAZIER, Buddy (16)

1991	23	33	Accident	1
1992	24	14	Engine	139
1995	23	27	Fuel system	45
1996	5	1	Running	200
1997	10	4	Running	200
1998	11	2	Running	200
1999	22	7	Running	198
2000	16	2	Running	200
2001	10	18	Running	192
2002	20	15	Accident	198
2003	21	21	Engine	171
2004	28	23	Fuel system	164
2005	9	5	Running	200
2006	25	12	Running	199
2007	22	19	Running/rain	164
2008	32	17	Running	195

LAZIER, Jaques (6)

2000	26	13	Running	198
2001	17	22	Running	183

Year	SP	FP	Status	Laps
LAZIER, Jaques (6) (cont)				
2003	20	29	Accident	61
2004	Relief driver. Replaced Robby Gordon on Lap 27 due to red flag for rain/Gordon's NASCAR team commitment; dropped out of race on Lap 88.			
2005	27	16	Running	189
2006	24	17	Running	193
2007	28	27	Accident	155

LeBEGUE, Rene (1)

1940	31	10	Running	192
------	----	----	---------	-----

(Relieved by Rene Dreyfus)
Died Feb. 24, 1946

LECKLIDER, Fred (2)

1926	26	24	Rod	24
1927	30	23	Accident (Kohlert)	49

(Relieved by Henry Kohlert)
Died Jan. 10, 1964

LeCOQC, Louis (1)

1919	25	18	Accident	96
------	----	----	----------	----

Died May 30, 1919 in Indianapolis 500 racing accident, along with mechanic Robert Bandini

LEFFLER, Greg (1)

1980	23	10	Running	197
------	----	----	---------	-----

LEFFLER, Jason (1)

2000	17	17	Running	197
------	----	----	---------	-----

LEONARD, Joe (9)

1965	27	29	Oil leak	27
1966	20	9	Stalled	170
1967	5	3	Running	197
1968	1	12	Fuel shaft	191
1969	11	6	Running	193
1970	18	24	Ignition	73
1971	8	19	Turbocharger	123
1972	6	3	Running	200
1973	29	18	Wheel bearing	91

LEVRETT, Bayliss (2)

1949	29	24	Drain plug	52
1950	17	27	Oil pressure	108

(Relieved by Bill Cantrell)
Died March 13, 2002

LEWIS, Dave (4)

1916	18	14	Gas tank	71
1925	5	2	Running	200

(Relieved by Bennett Hill)
1926 4 15 Valve 91
(Relieved by Earl Cooper)
1927 8 33 Front axle 21
Died May 13, 1928 at Los Angeles

Year	SP	FP	Status	Laps
LEWIS, Randy (5)				
1987	23	32	Gearbox	8
1988	11	15	Running	175
1989	11	29	Wheel bearing	24
1990	12	14	Running	186
1991	31	14	Running	159

Year	SP	FP	Status	Laps
LIESAW, Billy (2)				
1912	14	17	Fire	72
(Relieved by Warren Farr)				
1913	3	14	Loose rods	148
(Relieved by Warren Farr)				

Year	SP	FP	Status	Laps
LINDAU, Bill (1)				
1929	33	19	Valve	70
Died Dec. 18, 1989				

Year	SP	FP	Status	Laps
LINDEN, Andy (7)				
1951	31	4	Running	200
1952	2	33	Oil leak	20
1953	5	33	Accident	3
1954	23	25	Torsion bar	165
(Relieved by Bob Scott)				
1955	8	6	Running	200
1956	9	27	Oil leak	90
1957	12	5	Running	200
Died Feb. 11, 1987				

Year	SP	FP	Status	Laps
LITZ, A.B. "Deacon" (12)				
1928	17	14	Running	161
(Relieved by Wesley Crawford)				
1929	9	24	Rod	56
1930	31	30	Accident	22
1931	4	17	Accid.(Cummings)	177
(Relieved by Bill Cummings)				
1932	19	18	Rod	152
1933	14	16	Running	197
(Relieved by Louis Schneider)				
1934	19	4	Running	200
(Relieved by Babe Stapp)				
1935	13	8	Running	200
(Relieved by Johnny Sawyer, Babe Stapp)				
1936	26	23	Crankshaft	108
(Relieved by Louis Tomei)				
1937	11	14	Out of oil	191
(Relieved by Harry McQuinn)				
1939	31	33	Valve	7
1941	29	22	Oil trouble	89
Died Jan. 4, 1967				

Year	SP	FP	Status	Laps
LLOYD, Alex (3)				
2008	19	25	Accident	151
2009	11	13	Running	200
2010	26	4	Running	200

Year	SP	FP	Status	Laps
LOCKHART, Frank (2)				
1926	20	1	Running/rain	160
1927	1	18	Rod	120
Died April 25, 1928 in racing accident at Daytona Beach, Fla.				

Year	SP	FP	Status	Laps
LOQUASTO, Al (2)				
1976	24	25	Running/rain	95
1977	15	28	Magneto	28
Died July 31, 1991 in a plane crash				

Year	SP	FP	Status	Laps
LUYENDYK, Arie (17)				
1985	20	7	Running	198
1986	19	15	Accident	188
1987	7	18	Suspension	125
1988	6	10	Running	196
1989	15	21	Engine	123
1990	3	1	Running	200
1991	14	3	Running	199
1992	4	15	Accident	135
1993	1	2	Running	200
1994	8	18	Engine	179
1995	2	7	Running	200
1996	20	16	Damage	149
1997	1	1	Running	200
1998	28	20	Gearbox	151
1999	1	22	Accident	117
2001	6	13	Running	198
2002	24	14	Running	199

Year	SP	FP	Status	Laps
LUYENDYK, Arie Jr. (1)				
2006	31	28	Handling	54

Year	SP	FP	Status	Laps
LYNCH, George (1)				
1949	8	32	Accident	1
Died May 5, 1997				

Year	SP	FP	Status	Laps
LYTLE, Herb (1)				
1911	31	32	Accident	82
Died 1933				

Year	SP	FP	Status	Laps
MacDONALD, Dave (1)				
1964	14	29	Accident	1
Died May 30, 1964 in Indianapolis 500 racing accident				

Year	SP	FP	Status	Laps
MacKENZIE, George "Doc" (5)				
1932	39	28	Engine	65
1933	39	18	Rear axle	192
1934	26	29	Accident	15
1935	15	9	Running	200
1936	4	3	Running	200
(Relieved by Kelly Petillo)				
Died Aug. 23, 1936 in racing accident at Milwaukee				

Year	SP	FP	Status	Laps
MACK, George (1)				
2002	32	17	Running	198

MACKEY, Bill (W.C. Gretsinger Jr.) (1)				
1951	33	19	Clutch shaft	97
Died July 29, 1951 in racing accident at Winchester, Ind.				

MacPHERSON, Jeff (1)				
1987	12	8	Running	182

MAGILL, Mike (3)				
1957	18	24	Accident	101
1958	31	17	Running	136
1959	31	30	Accident	45
Died Aug. 31, 2006				

MAHLER, John (4)				
1972	29	22	Piston	99
1977	31	14	Running	157
(Relieved by Larry Cannon)				
1978	17	26	Timing gear	58
1979	32	25	Fuel pump	66

MAIS, Johnny (1)				
1915	20	22	Left course	23

MALLOY, Jim (4)				
1968	14	22	Rear end	64
1969	13	11	Running	165
1970	9	33	Accident DNS	0
1971	10	4	Running	200
Died May 18, 1972 after May 14 crash				

MALONE, Art (2)				
1963	23	31	Clutch	18
1964	30	11	Running	194

MANNING, Darren (4)				
2004	15	25	Accident	104
2005	19	29	Mechanical	82
2007	15	20	Running/rain	164
2008	14	9	Running	200

MANSSELL, Nigel (2)				
1993	8	3	Running	200
1994	7	22	Accident	92

MANTZ, Johnny (2)				
1948	8	13	Running	185
1949	9	7	Running	200
Died Oct. 25, 1972 in highway accident				

MARCHESE, Carl (1)				
1929	25	4	Running	200
Died June 26, 1984				

Year	SP	FP	Status	Laps
MARQUETTE, Mel (2)				
1911	20	25	Running	Flagged
1912	19	19	Broken wheels	63
Died Mar. 17, 1961				

MARSHALL, Cy (2)				
1930	10	26	Accident	29
1947	28	8	Running	197
Died Dec. 20, 1974				

MARSHMAN, Bobby (4)				
1961	33	7	Running	200
1962	3	5	Running	200
1963	7	16	Rear end	196
1964	2	25	Oil plug	39
Died Dec. 4, 1964 after accident in testing at Phoenix.				

MARTIN, John (5)				
1972	14	16	Fuel leak	161
1973	24	8	Running/rain	124
1974	22	11	Running	169
1975	16	27	Radiator	61
1976	15	21	Running/rain	96

MASON, George (1)				
1914	13	23	Piston	66
Died Sept. 13, 1918 in France, World War I				

MATHOUSER, Bob (1)				
1964	28	22	Brakes	77
Died Nov. 15, 1980				

MATOS, Raphael (2)				
2009	12	22	Accident	173
2010	12	29	Accident	72

MATSON, Joe (1)				
1912	21	14	Crankshaft	107

MATSUDA, Hideshi (4)				
1994	14	24	Accident	90
1995	20	15	Running	194
1996	30	8	Running	197
1999	10	10	Running	196

MATSUSHITA, Hiro (4)				
1991	24	16	Running	149
1993	26	18	Running	197
1994	18	14	Running	193
1995	10	10	Running	199

MATSUURA, Kosuke (4)				
2004	9	11	Running/rain	180
2005	8	17	Accident	186
2006	7	15	Running	196
2007	17	16	Running/rain	165

Year	SP	FP	Status	Laps
MAURO, Johnny (1)				
1948	27	8	Running	198
(Relieved by Lewis Durant)				
Died Jan. 23, 2003				

Year	SP	FP	Status	Laps
MAYS, Rex (12)				
1934	23	23	Front axle	53
1935	1	17	Spring shackle	123
1936	1	15	Out of gas	192
1937	23	33	Overheating	24
1938	3	28	Supercharger	45
1939	19	16	Rings	145
1940	1	2	Running	200
1941	2	2	Running	200
1946	14	30	Manifold	26
1947	20	6	Running	200
1948	1	19	Fuel leak	129
1949	2	25	Engine	48
Died Nov. 6, 1949 in racing accident at Del Mar, Calif.				

Year	SP	FP	Status	Laps
MCCARVER, Jack (1)				
1926	25	25	Rod	23

Year	SP	FP	Status	Laps
MCCUSKEY, Roger (18)				
1961	29	27	Accident	51
1962	9	16	Spun	169
1963	14	15	Spun	198
1965	23	30	Clutch	18
1966	21	13	Oil leak	129
1967	22	19	Engine	165
1968	7	29	Oil filter	16
1969	6	14	Split header	157
1970	4	25	Suspension	62
1971	22	9	Running	188
1972	20	24	Valve	92
1973	14	3	Running/rain	131
1974	27	16	Rear end	141
1975	22	5	Running/rain	167
1976	13	30	Accident	8
1977	18	8	Running	191
1978	11	25	Clutch	82
1979	25	13	Running	191
Died Aug. 29, 1993				

Year	SP	FP	Status	Laps
MCCOY (Musser), Ernie (2)				
1953	20	8	Running	200
1954	20	16	Running	194
Died Feb. 11, 2001				

Year	SP	FP	Status	Laps
MCCOY, J.J. (1)				
1919	33	30	Oil line	36

Year	SP	FP	Status	Laps
MCCOY, Larry (2)				
1975	28	30	Piston	24
1976	26	26	Running/rain	91
Died Dec. 9, 1979 at Bristol, Pa.				

Year	SP	FP	Status	Laps
MCDONALD, J.C. (1)				
1930	13	18	Fuel tank leak	112
(Relieved by Johnny Kreiger)				

Year	SP	FP	Status	Laps
MCDONOGH, Bob (5)				
1924	18	10	Running	200
1925	20	14	Truss rod	188
(Relieved by Bennett Hill)				
1927	7	6	Running	200
(Relieved by Peter DePaolo)				
1929	19	18	Oil tank	74
(Relieved by Cliff Woodbury)				
1932	24	38	Oil line	17
Died Dec. 10, 1945				

Year	SP	FP	Status	Laps
MCDUGALL, Bon (1)				
1926	9	26	Valve	19

Year	SP	FP	Status	Laps
MCDOWELL, Johnny (4)				
1949	28	18	Magneto	142
1950	33	18	Running/rain	128
1951	26	32	Gas tank	15
1952	33	21	Running	182
Died June 8, 1952 in racing accident at Milwaukee				

Year	SP	FP	Status	Laps
MCLEATH, Jim (15)				
1962	7	6	Running	200
1963	6	6	Running	200
1964	26	21	Filter system	77
1965	13	20	Rear end gears	66
1966	7	3	Running	200
1967	11	5	Running	197
1968	13	14	Stalled	179
1969	7	28	Engine fire	24
1970	33	5	Running	200
1973	33	23	Engine	54
1974	30	6	Running	194
1977	20	23	Turbocharger	71
1978	26	20	Engine	132
1979	19	35	Valves	0
1980	11	24	Accident	54

Year	SP	FP	Status	Laps
MCGEHEE, Robby (5)				
1999	27	5	Running	199
2000	12	21	Running	187
2001	14	11	Running	199
2003	31	25	Steering	125
2004	33	22	Running/rain	177

Year	SP	FP	Status	Laps
MCGRATH, Jack (8)				
1948	13	21	Stalled	70
1949	3	26	Oil pump	39
1950	6	14	Spun in rain	131
1951	3	3	Running	200
(Relieved by Manny Ayulo)				

Year	SP	FP	Status	Laps
McGRATH, Jack (8)				
1952	3	11	Running	200
1953	3	5	Running	200
1954	1	3	Running	200
1955	3	26	Magneto	54
Died Nov. 6, 1955 in racing accident at Phoenix				

McGURK, Frank (1)				
1936	22	26	Crankshaft	51
Died Feb. 7, 1982				

McQUINN, Harry (10)				
1934	30	31	Rod	13
1935	18	33	Rod	4
1936	27	13	Out of gas	196
1937	22	29	Piston	47
1938	25	7	Running	197
(Relieved by Tony Willman)				
1939	32	20	Ignition	110
(Relieved by Al Putnam, Frank Brisko, George Robson)				
1940	15	11	Running	192
1941	4	7	Running	200
(Relieved by Kelly Petillo)				
1946	18	13	Out of oil	124
(Relieved by Jimmy Wilburn)				
1948	26	33	Supercharger	1
Died Jan. 1, 1986				

McRAE, Graham (1)				
1973	13	16	Header	91

McWITHEY, Jim (2)				
1959	33	16	Running	200
1960	32	29	Brakes	60
Died Feb. 1, 2009				

MEARS, Rick (15)				
1978	3	23	Engine	103
1979	1	1	Running	200
1980	6	5	Running	199
1981	22	30	Pit fire	58
1982	1	2	Running	200
1983	3	3	Running	200
1984	3	1	Running	200
1985	10	21	Linkage	122
1986	1	3	Running	200
1987	3	23	Coil wire	75
1988	1	1	Running	200
1989	1	23	Engine	113
1990	2	5	Running	198
1991	1	1	Running	200
1992	9	26	Accident	74

MEARS, Roger (2)				
1982	19	32	Accident	0
1983	8	28	Accident	43
MEDEIROS, Thiago (1)				
2006	33	31	Electrical	24

MEIRA, Vitor (8)				
2003	26	12	Running	199
2004	7	6	Running/rain	180
2005	7	2	Running	200
2006	6	10	Running	200
2007	19	10	Running/rain	166
2008	8	2	Running	200
2009	14	21	Accident	173
2010	30	27	Accident	105

MELCHER, Al (1)				
1927	20	15	Supercharger	144
(Relieved by Jack Petticoord, Fred Lecklider)				

MERZ, Charlie (4)				
1911	18	7	Running	200
1912	22	4	Running	200
(Relieved by Billy Knipper)				
1913	16	3	Running	200
(Relieved by Earl Cooper)				
1916	8	19	Lubrication	25
Died July 8, 1952				

MEYER, Louis (12)				
1928	13	1	Running	200
1929	8	2	Running	200
1930	2	4	Running	200
1931	25	34	Oil leak	28
1932	7	33	Crankshaft	50
1933	6	1	Running	200
1934	13	18	Oil tank	92
1935	4	12	Running	200
1936	28	1	Running	200
1937	5	4	Running	200
1938	12	16	Oil pump	149
1939	2	12	Accident	197
Died Oct. 7, 1995 in Las Vegas				

MEYER, Zeke (4)				
1930	34	16	Rod	115
1932	38	6	Running	200
1933	16	9	Running	200
1936	32	9	Running	200
Died April 27, 1962				

MICHNER, Andy (1)				
1998	19	8	Running	197

Year	SP	FP	Status	Laps
MILLER (Krucac), Al (4)				
1963	31	9	Running	200
1965	7	4	Running	200
1966	30	30	Accident	0
1967	33	28	Oil cooler	74
Died July 28, 1978				

MILLER, Al (11)				
1932	18	27	Engine	66
1933	24	21	Rod	161
1934	8	6	Running	200
(Relieved by Zeke Meyer)				
1935	21	15	Magneto	178
1936	17	21	Accident	119
1937	26	17	Carburetor	170
(Relieved by Emil Andres, Mauri Rose)				
1938	22	18	Clutch	125
1939	28	28	Accelerator	41
1940	30	30	Clutch	41
1941	14	28	Transmission	22
1947	19	25	Magneto	33
Died Aug. 18, 1967				

MILLER, Chet (16)				
1930	15	13	Running	161
(Relieved by Paul Bost)				
1931	15	10	Running	200
(Relieved by Bryan Saulpaugh)				
1932	29	21	Engine	125
(Relieved by Al Miller)				
1933	32	20	Rod	163
(Relieved by Shorty Cantlon)				
1934	32	33	Accident	11
1935	17	10	Running	200
1936	3	5	Running	200
1937	13	30	Ignition	36
1938	5	3	Running	200
1939	5	21	Accident	109
1940	27	17	Running	189
(Relieved by Henry Banks)				
1941	9	6	Running	200
1946	17	18	Oil line	64
(Relieved by Louis Tomei)				
1948	19	20	Oil trouble	108
(Relieved by Ken Fowler, Louis Tomei)				
1951	28	25	Ignition	56
1952	27	30	Supercharger	41
Died May 15, 1953 in Indianapolis 500 practice accident				

MILLER, Eddie (1)				
1921	9	4	Running	200
(Relieved by Jimmy Murphy)				
Died 1965				

Year	SP	FP	Status	Laps
MILLER, Dr. Jack (3)				
1997	17	20	Accident	131
1998	15	21	Running	128
1999	31	31	Clutch	29

MILTON, Tommy (8)				
1919	31	25	Rod	50
1920	11	3	Running	200
1921	20	1	Running	200
1922	24	24	Gas tank	44
1923	1	1	Running	200
(Relieved by Howdy Wilcox for Laps 103-151)				
1924	3	21	Gas tank	110
1925	11	5	Running	200
1927	25	8	Running	200
(Relieved by Leon Duray, C. W. Van Ranst, Ralph Hepburn)				
Died July 11, 1962				

MINASSIAN, Nicolas (1)				
2001	22	29	Gearbox	74

MONTOYA, Juan Pablo (1)				
2000	2	1	Running	200

MOORE, Lou (9)				
1928	8	2	Running	200
(Relieved by Louis Schneider)				
1929	13	13	Rod	198
(Relieved by Barney Kloefer)				
1930	12	29	Accident	23
1931	38	26	Differential	103
1932	1	25	Timing gear	79
1933	4	3	Running	200
1934	20	3	Running	200
(Relieved by Wilbur Shaw)				
1935	23	18	Rod	116
(Relieved by Tony Gulotta)				
1936	29	17	Out of gas	185
(Relieved by Cliff Bergere)				
Died March 25, 1956				

MORAES, Mario (3)				
2008	28	18	Running	194
2009	7	33	Accident	0
2010	13	31	Accident	17

MORAN, Charles Jr. (1)				
1930	19	27	Accident	22
Died June 7, 1978				

MORAN, Rocky (3)				
1988	28	16	Engine	159
1989	28	14	Running	181
1990	33	25	Engine	88

Year	SP	FP	Status	Laps
MORENO, Roberto (3)				
1986	32	19	Stalled	158
1999	23	20	Transmission	122
2007	31	33	Accident	36

MORICEAU, Jules (1)				
1929	15	29	Accident	30
Died 1977				

MORTON, Wade (3)				
1923	24	10	Running	200
(Relieved by Ora Haibe, Jerry Wonderlich and Phil Shafer, who qualified car)				
1925	16	15	Accident (Gleason)	156
(Relieved by Antoine Mourre, Jimmy Gleason)				
1927	26	14	Accident (Winnai)	152
(Relieved by Ralph Holmes, Freddie Winnai)				
Died March 1935 in an automobile accident.				

MOSLEY, Mike (15)				
1968	27	8	Running	197
1969	22	13	Piston	162
1970	12	21	Radiator	96
1971	19	13	Accident	159
1972	16	26	Accident	56
1973	21	10	Rod bolt	120
1974	6	29	Engine	6
1975	5	26	Engine	94
1976	11	15	Running/rain	98
1977	9	19	Timing gear	91
1978	25	17	Turbocharger	146
1979	12	3	Running	200
1980	26	32	Gasket	5
1981	2	33	Radiator	16
1983	2	13	Accident	169
Died March 3, 1984 in highway accident				

MOSS, Alfred E. (1)				
1924	20	16	Running	177
Died April 23, 1972				

MOURRE, Antoine (1)				
1924	9	9	Running	200

MULFORD, Ralph (10)				
1911	29	2	Running	200
1912	16	10	Running	200
1913	22	7	Running	200
1914	6	11	Running	200
1915	18	16	Rod	124
(Relieved by Billy Chandler)				
1916	20	3	Running	120
1919	15	29	Driveshaft	37
1920	23	9	Running	200
1921	21	9	Running	177
1922	5	19	Rod	161
Died Oct. 23, 1973				

Year	SP	FP	Status	Laps
MURPHEY, Brad (1)				
1996	26	23	Suspension	91

MURPHY, Jimmy (5)				
1920	15	4	Running	200
1921	19	14	Accident	107
(Relieved by Eddie Pullen, Eddie Miller)				
1922	1	1	Running	200
1923	9	3	Running	200
1924	1	3	Running	200
Died Sept. 15, 1924 in racing accident at Syracuse, N.Y.				

MUTHER, Rick (3)				
1970	15	8	Running	197
1971	18	21	Accident	85
1974	24	27	Piston	11
Died March 12, 1995				

MUTOH, Hideki (3)				
2008	9	7	Running	200
2009	16	10	Running	200
2010	9	28	Handling	76

NAKANO, Shinji (1)				
2003	15	14	Running	196

NALON, Dennis "Duke" (10)				
1938	33	11	Running	178
1940	25	22	Rod	120
1941	30	15	Running	173
1946	32	22	Universal joint	45
1947	18	16	Piston	119
1948	11	3	Running	200
1949	1	29	Accident	23
1951	1	10	Stalled	151
1952	4	25	Supercharger	84
1953	26	11	Spun	191
Died Feb. 26, 2001				

NAZARUK, Mike (3)				
1951	7	2	Running	200
1953	23	21	Stalled	146
1954	14	5	Running	200
Died May 1, 1955 in racing accident at Langhorne, Pa.				

NEMESH, Steve (1)				
1926	22	21	Transmission	41

NIDAY, Cal (3)				
1953	30	30	Magneto	30
1954	13	10	Running	200
1955	9	16	Accident	170
Died Feb. 14, 1988 in racing accident in California				

Year	SP	FP	Status	Laps
NIKRENT, Joe (1)				
1913	24	18	Bearing	67
(Relieved by Eddie Hearne)				
Died July 25, 1958				

O'CONNELL, Johnny (1)				
1996	29	29	Fuel pickup	47

O'CONNOR, Pat (5)				
1954	12	21	Spun	181
1955	19	8	Running	200
1956	3	18	Running	187
1957	1	8	Running	200
1958	5	29	Accident	0
Died May 30, 1958 in Indianapolis 500 racing accident				

O'DONNELL, Eddie (3)				
1915	11	5	Running	200
1919	5	22	Piston	60
1920	12	14	Oil line	149
Died Nov. 26, 1920 in racing accident at Beverly Hills, Calif.				

OLDFIELD, Barney (2)				
1914	30	5	Running	200
(Relieved by Gil Anderson)				
1916	5	5	Running	120
Died Oct. 4, 1946				

OLIVERO, Bobby (1)				
1977	14	25	Piston	57

ONGAIS, Danny (11)				
1977	7	20	Header	90
1978	2	18	Engine	145
1979	27	4	Running	199
1980	16	7	Running	199
1981	21	27	Accident	64
1982	9	22	Accident	62
1983	21	21	Handling	101
1984	11	9	Running	193
1985	17	17	Engine	141
1986	16	23	Ignition	136
1996	33	7	Running	197

OPPERMAN, Jan (2)				
1974	32	21	Spun	85
1976	33	16	Running/rain	97
Died Sept. 4, 1997				

ORMSBY, Len (1)				
1912	20	24	Rod	5
Died March 13, 1983				

Year	SP	FP	Status	Laps
ORR, Tom (1)				
1915	17	13	Axle bearing	168
(Relieved by Billy Carlson)				

PALMROTH, Tero (4)				
1988	25	19	Engine	144
1989	16	16	Spindle	165
1990	16	12	Running	188
1991	26	23	Engine	77

PAPIS, Max (2)				
2002	18	23	Running	196
2006	18	14	Running	197

PARDEE, Phil (1)				
1931	11	30	Accident (Shaw)	60
Relieved by Wilbur Shaw				

PARSONS, Johnnie (10)				
1949	12	2	Running	200
1950	5	1	Running/rain	138
1951	8	21	Magneto	87
1952	31	10	Running	200
1953	8	26	Crankshaft	86
1954	15	32	Stalled in pits	79
1955	27	21	Magneto	119
1956	6	4	Running	200
1957	17	16	Running	195
1958	6	12	Running	200
Died Sept. 8, 1984				

PARSONS, Johnny (12)				
1974	29	26	Turbocharger	18
1975	12	19	Transmission	140
1976	14	12	Running/rain	98
1977	11	5	Running	193
1978	8	10	Running	187
1979	9	32	Piston	16
1980	7	26	Piston	44
1982	25	20	Spin	92
1983	23	22	Accident	80
1985	26	5	Running	197
1986	28	27	CV joint	100
1996	27	28	Radiator	48

PATRICK, Danica (6)				
2005	4	4	Running	200
2006	10	8	Running	200
2007	8	8	Running/rain	166
2008	5	22	Accident	171
2009	10	3	Running	200
2010	23	6	Running	200

Year	SP	FP	Status	Laps
PAUL, John Jr. (7)				
1985	24	15	Accident	164
1990	32	16	Radiator	176
1991	25	25	Oil leak	53
1992	18	10	Running	194
1994	30	25	Accident	89
1996	17	31	Ignition	10
1998	16	7	Running	197

PETILLO, Kelly (9)				
1932	40	12	Running	189
1933	25	19	Spun, stalled	168
(Relieved by Sam Hoffman)				
1934	1	11	Running	200
1935	22	1	Running	200
1937	20	20	Out of oil	109
1938	21	22	Camshaft	100
1939	24	18	Pistons	141
1940	13	21	Bearing	128
1941	19	27	Rod	48
Died June 30, 1970				

PETTICORD, Jack (1)				
1927	11	32	Supercharger	22
Died Jan. 2, 1940				

PHILIPPE, Nelson (1)				
2009	31	25	Accident	130

PHILLIPS, Overton (1)				
1941	26	13	Running	187
(Relieved by Mel Hansen)				
Died April 1, 1999				

PILETTE, Theodore (1)				
1913	13	5	Running	200
Died May 13, 1921 in testing accident in Belgium				

PIMM, Ed (3)				
1985	22	9	Running	195
1986	10	17	Electrical	168
1987	30	21	Lost boost	109

PIQUET, Nelson (1)				
1993	13	32	Engine	38

PIXLEY, Ray (1)				
1936	25	6	Running	200
Died Aug. 30, 1936 in racing accident at Roby, Ind.				

POLLARD, Art (5)				
1967	13	8	Running	195
1968	11	13	Fuel shaft	188
1969	12	31	Drive line	7

POLLARD, Art (5) (cont)				
1970	6	30	Piston	28
1971	31	26	Valve	45
Died May 12, 1973 in Indianapolis practice accident				

PORPORATO, Jean (2)				
1915	6	14	Piston	164
1920	22	22	Ruled off	23

POSEY, Sam (1)				
1972	7	5	Running	198

POWER, Will (3)				
2008	23	13	Running	200
2009	9	5	Running	200
2010	2	8	Running	200

PRAPPAS, Ted (1)				
1992	32	16	Gearbox	135

PRENTISS, Willard (1)				
1933	40	13	Running	200
(Relieved by Harold Shaw)				

PRETT, Scott (4)				
1989	17	10	Running	190
1991	27	12	Transmission	166
1992	17	30	Engine	52
1995	8	19	Accident	184

PUTERBAUGH, Bill (3)				
1975	15	7	Running/rain	165
1976	18	22	Running/rain	96
1977	28	12	Valve	170

PUTNAM, Al (4)				
1938	23	32	Crankshaft	15
1940	28	19	Running	179
1941	31	12	Running	200
(Relieved by Lewis Durant)				
1946	13	15	Magneto	120
(Relieved by George Connor)				
Died Sept. 15, 1946 in racing accident at Indiana State Fairgrounds				

QUINN, Francis (1)				
1931	21	40	Rear axle	3
Died Dec. 13, 1931 in automobile accident				

RAGER, Roger (1)				
1980	10	23	Accident	55

Year	SP	FP	Status	Laps
RAHAL, Bobby (13)				
1982	17	11	Engine	174
1983	6	20	Radiator	110
1984	18	7	Running	197
1985	3	27	Waste gate	84
1986	4	1	Running	200
1987	2	26	Ignition	57
1988	19	5	Running	199
1989	7	26	Valve	58
1990	4	2	Running	200
1991	4	19	Engine	130
1992	10	6	Running	199
1994	28	3	Running	199
1995	21	3	Running	200

RAHAL, Graham (3)

2008	13	33	Accident	36
2009	4	31	Accident	55
2010	7	12	Running	200

RASMUSSEN, Eldon (3)

1975	32	24	Valve	119
1977	32	13	Running	168
1979	33	23	Header pipe	89

RATHMANN, Dick (9)

1950	18	32	Stalled	25
1956	4	5	Running	200
1958	1	27	Accident	0
1959	4	20	Fire in pit	150
1960	4	31	Brake line	42
1961	6	13	Fuel pump	164
1962	13	24	Magneto	52
1963	17	10	Running	200
1964	12	7	Running	197
Died Feb. 1, 2000				

RATHMANN, Jim (14)

1949	21	11	Running	175
1950	28	24	Running/rain	122
1952	10	2	Running	200
1953	25	7	Running	200
(Relieved by Eddie Johnson)				
1954	28	28	Accid. (Flaherty)	110
(Relieved by Pat Flaherty)				
1955	20	14	Running	191
1956	2	20	Rings	175
1957	32	2	Running	200
1958	20	5	Running	200
1959	3	2	Running	200
1960	2	1	Running	200
1961	11	30	Magneto	48
1962	23	9	Running	200
1963	29	24	Magneto	99

RAY, Greg (8)

1997	30	25	Water pump	48
1998	2	18	Gearbox	167
1999	2	21	Accident	120
2000	1	33	Accident	67
2001	2	17	Running	192
2002	31	33	Accident	28
2003	14	8	Running	200
2004	27	27	Accident	98

REBAQUE, Hector (1)

1982	15	13	Fire	150
------	----	----	------	-----

REDON, Laurent (1)

2002	16	22	Accident	196
------	----	----	----------	-----

REECE, Jimmy (6)

1952	23	7	Running	200
1954	7	17	Running	194
1955	15	33	Rod	10
1956	21	9	Running	200
1957	6	18	Throttle	182
1958	3	6	Running	200
Died Sept. 28, 1958 in racing accident at Trenton, N.J.				

REGAZZONI, Clay (1)

1977	29	30	Fuel cell	25
Died Dec. 15, 2006 in auto accident at Parma, Italy				

RENNA, Tony (1)

2003	8	7	Running	200
Died Oct. 22, 2003 in testing accident at IMS				

RESTA, Dario (3)

1915	3	2	Running	200
1916	4	1	Running	120
1923	3	14	Differential	87

(Relieved by Ernie Ansterburg, Joe Boyer)

Died Sept. 3, 1924 in racing accident at Brooklands, England

REVSON, Peter (5)

1969	33	5	Running	197
1970	16	22	Magneto	87
1971	1	2	Running	200
1972	2	31	Gearbox	23
1973	10	31	Accident	3
Died March 22, 1974 in testing accident at Johannesburg, South Africa				

RIBBS, Willy T. (2)

1991	29	32	Engine failure	5
1993	30	21	Running	194

Year	SP	FP	Status	Laps
RIBIERO, Andre (1)				
1995	12	18	Running	187

RICE, Buddy (5)				
2003	19	11	Running	199
2004	1	1	Running/rain	180
2006	14	25	Accident	108
2007	16	25	Accident	162
2008	17	8	Running	200

RICE, Larry (2)				
1978	30	11	Engine	186
1979	23	19	Accident	142
Died May 20, 2009				

RICHMOND, Tim (2)				
1980	19	9	Running	197
1981	33	14	Running	191
(Car qualified by George Snider)				
Died Aug. 13, 1989				

RICKENBACKER (Rickenbacher), Eddie (4)				
1912	13	21	Intake valve	43
1914	23	10	Running	200
1915	19	19	Rod	103
1916	2	20	Steering	9
Died July 23, 1973				

RIGANTI, Raul (3)				
1923	23	22	Gas line	19
1933	27	14	Running	200
(Relieved by Juan Gaudino)				
1940	24	33	Accident	24
Died Oct. 1, 1970				

RIGSBY, Jim (1)				
1952	26	12	Running	200
Died Aug. 31, 1952 in racing accident at Dayton, Ohio				

RINDT, Jochen (2)				
1967	32	24	Valve	108
1968	16	32	Piston	5
Died Sept. 5, 1970 in racing accident at Monza, Italy				

ROBERTS, Floyd (5)				
1935	3	4	Running	200
1936	15	19	Out of gas	183
1937	17	13	Running	194
1938	1	1	Running	200
1939	23	23	Accident	106
Died May 30, 1939 in Indianapolis 500 racing accident				

ROBSON, George (3)				
1940	23	23	Shock absorber	67
1941	16	25	Oil leak	66
1946	15	1	Running	200
Died Sept. 2, 1946 in racing accident at Atlanta				

ROBSON, Hal (3)				
1946	23	25	Rod	37
1947	16	20	Universal joint	67
1948	18	15	Valve	164
Died July 2, 1996				

RODEE, Chuck (Charles J. Rodeghier) (2)				
1962	21	32	Accident	18
1965	30	28	Rear end gears	28
Died May 14, 1966 in Indianapolis 500 qualifying accident				

ROE, Billy (2)				
1997	24	22	Accident	110
1998	33	30	Accident	48

ROMANCINI, Mario (1)				
2010	27	13	Running	200

ROMCEVICH, Pete (1)				
1947	17	12	Oil line	167
Died June 16, 1952 in racing accident at Detroit				

ROONEY, Tom (1)				
1916	7	17	Accident	48
Died 1939				

ROSE, Jesse "Ebb" (3)				
1961	19	23	Rod	93
1962	32	14	Running	200
1963	32	14	Running	200
Died Aug. 27, 2007				

ROSE, Mauri (15)				
1933	42	35	Timing gears	48
1934	4	2	Running	200
1935	10	20	Studs	103
1936	30	4	Running	200
1937	8	18	Oil line	123
1938	9	13	Supercharger	165
1939	8	8	Running	200
1940	3	3	Running	200
1941	1	26	Spark plugs	60
	17	1	Running	200
(In relief of Floyd Davis, last 128 laps)				
1946	9	23	Accident	40
1947	3	1	Running	200
1948	3	1	Running	200

Year	SP	FP	Status	Laps
ROSE, Mauri (15) (cont)				
1949	10	13	Magneto strap	192
1950	3	3	Running/rain	137
1951	5	14	Accident	126
Died Jan. 1, 1981				

ROSS, Sam (2)				
1928	16	20	Timing gears	132
1931	37	15	Running	200
Died Sept. 12, 1980				

ROTH, Marty (4)				
2004	32	24	Accident	128
2005	29	31	Handling	47
2007	30	28	Accident	148
2008	33	32	Accident	59

RUBY, Lloyd (18)				
1960	12	7	Running	200
1961	25	8	Running	200
1962	24	8	Running	200
1963	19	19	Accident	126
1964	7	3	Running	200
1965	9	11	Engine	184
1966	5	11	Cam stud	166
1967	7	33	Valves	3
1968	5	5	Running	200
1969	20	20	Fuel hose conn.	105
1970	25	27	Drive gear	54
1971	7	11	Gears	174
1972	11	6	Running	196
1973	15	27	Piston	21
1974	18	9	Out of fuel	187
1975	6	32	Piston	7
1976	30	11	Running/rain	100
1977	19	27	Accident	34
Died March 23, 2009				

RUPP, Mickey (1)				
1965	15	6	Running	198

RUSSO, Eddie (3)				
1955	13	22	Ignition	112
1957	26	32	Accident/DNS	0
1960	29	26	Accident	84

RUSSO, Joe (4)				
1931	16	24	Oil leak	109
1932	21	24	Rod	107
1933	31	17	Running	192
1934	24	5	Running	200
Died June 9, 1934 in racing accident at Langhorne, Pa.				

Year	SP	FP	Status	Laps
RUSSO, Paul (14)				
1940	29	28	Oil leak	8
1941	18	9	Running	200
(Relieved by Lewis Durant)				
1946	2	33	Accident	16
1947	21	28	Accident	25
1948	25	32	Oil leak	7
1949	19	8	Running	200
1950	19	9	Running/rain	135
1953	17	25	Magneto	89
1954	32	8	Running	200
(Relieved by Jerry Hoyt)				
1956	8	33	Accident	21
1957	10	4	Running	200
1958	14	18	Radiator	122
1959	27	9	Running	200
1962	14	28	Piston	20
Died Feb. 13, 1976				

RUTHERFORD, Johnny (24)				
1963	26	29	Transmission	43
1964	15	27	Accident	2
1965	11	31	Rear end gears	15
1967	19	25	Accident	103
1968	21	18	Accident	125
1969	17	29	Oil tank	24
1970	2	18	Header	135
1971	24	18	Running	128
1972	8	27	Rod	55
1973	1	9	Running/rain	124
1974	25	1	Running	200
1975	7	2	Running/rain	174
1976	1	1	Running/rain	102
1977	17	33	Gearbox	12
1978	4	13	Running	180
1979	8	18	Running	168
1980	1	1	Running	200
1981	5	32	Fuel pump	25
1982	12	8	Engine	187
1984	30	22	Engine	116
1985	30	6	Running	198
1986	12	8	Running	198
1987	8	11	Running	171
1988	30	22	Accident	107

RUTTMAN, Troy (12)				
1949	18	12	Running	151
1950	24	15	Running/rain	130
1951	6	23	Bearing	78
1952	7	1	Running	200
1954	11	4	Running	200
(Relieved by Duane Carter)				
1956	11	31	Spun	22
1957	3	31	Overheating	13

Year	SP	FP	Status	Laps
RUTTMAN, Troy (12) <i>(cont)</i>				
1960	6	20	Rear end gear	134
1961	22	20	Clutch	105
1962	30	18	Piston	141
1963	33	12	Running	200
1964	18	18	Spun	99
Died May 19, 1997				

SAAVEDRA, Sebastian (1)				
2010	32	23	Accident	159

SACHS, Eddie (8)				
1957	2	23	Piston	105
1958	18	22	Universal joint	68
1959	2	17	Gear tower bolt	182
1960	1	21	Magneto	132
1961	1	2	Running	200
1962	27	3	Running	200
1963	10	17	Accident	181
1964	17	30	Accident	1
Died May 30, 1964 in Indianapolis 500 racing accident				

SAILER, Max (1)				
1923	20	8	Running	200
(Relieved by Karl Sailer)				
Died Feb. 5, 1964				

ST. JAMES, Lyn (7)				
1992	27	11	Running	193
1993	21	25	Gearbox	176
1994	6	19	Running	170
1995	28	32	Accident	0
1996	18	14	Accident	153
1997	34	13	Accident	186
2000	32	32	Accident	69

SALAY (Szalai), Mike (1)				
1948	31	30	Stalled	13
Died Nov. 14, 1973				

SALAZAR, Eliseo (6)				
1995	24	4	Running	200
1996	3	6	Accident	197
1997	9	24	Accident	70
1999	18	33	Accident	7
2000	3	3	Running	200
2001	28	7	Running	199

SALDANA, Joe (2)				
1978	24	15	Running	173
1979	26	16	Running	186

Year	SP	FP	Status	Laps
SALL, Bob (1)				
1935	33	29	Steering	47
Died Oct. 14, 1974				

SARLES, Roscoe (4)				
1919	19	33	Rocker arm	8
1920	7	20	Accident	58
1921	2	2	Running	200
1922	6	23	Rod	88
Died Sept. 17, 1922 in racing accident at Kansas City, Mo.				

SATO, Takuma (1)				
2010	31	20	Running	198

SAULPAUGH, Bryan (1)				
1932	3	32	Oil line	55
Died April 22, 1933 in racing accident at Oakland, Calif.				

SAVAGE, David "Swede" (2)				
1972	9	32	Rod	5
1973	4	22	Accident	57
Died July 2, 1973 of injuries suffered in Indianapolis 500 racing accident on May 30, 1973				

SAWYER, Johnny (2)				
1933	34	31	Clutch	77
1934	31	25	Rod	27
Died June 17, 1989				

SAYLOR, Everett (1)				
1941	12	17	Accident	155
Died May 31, 1942 in racing accident at Cape Girardeau, Mo.				

SCARBOROUGH, Carl (2)				
1951	15	18	Axle	100
1953	19	12	Running	190
(Relieved by Bob Scott)				
Died May 30, 1953 of heat prostration during Indianapolis 500				

SCHECKTER, Tomas (9)				
2002	10	26	Accident	172
2003	12	4	Running	200
2004	10	18	Running/rain	179
2005	11	20	Accident	154
2006	11	27	Accident	65
2007	10	7	Running/rain	166
2008	11	24	Mechanical	156
2009	26	12	Running	200
2010	20	15	Running	199

Year	SP	FP	Status	Laps
SCHINDLER, Bill (3)				
1950	22	26	Universal joint	111
1951	16	13	Rod	129
1952	15	14	Running	200
Died Sept. 20, 1952 in racing accident at Allentown, Pa.				

Year	SP	FP	Status	Laps
SCHMIDT, Sam (3)				
1997	23	34	Engine	0
1998	6	26	Accident	48
1999	7	30	Accident	62

Year	SP	FP	Status	Laps
SCHNEIDER, Louis (6)				
1927	23	16	Timing gears	137
(Relieved by L.L. Corum, Dutch Baumann)				
1928	7	11	Running	200
(Relieved by Lou Wilson)				
1930	4	3	Running	200
1931	13	1	Running	200
1932	30	23	Frame	125
(Relieved by Bill Cummings)				
1933	21	42	Stalled	0
Died Sept. 22, 1942				

Year	SP	FP	Status	Laps
SCHRADER, Gus (1)				
1932	28	39	Accident	7
Died Oct. 22, 1941 in racing accident at Shreveport, La.				

Year	SP	FP	Status	Laps
SCHROEDER, Jeret (3)				
1999	21	15	Engine	175
2000	29	14	Running	198
2001	23	20	Running	187

Year	SP	FP	Status	Laps
SCHUPPAN, Vern (3)				
1976	17	18	Running/rain	97
1979	22	21	Transmission	111
1981	18	3	Running	199

Year	SP	FP	Status	Laps
SCHURCH, Herman (2)				
1929	27	20	Gas tank split	70
(Relieved by Jack Buxton, Bert Karnatz)				
1931	39	39	Transmission	5
Died Nov. 10, 1931 of injuries suffered Nov. 7 at Legion Ascot Speedway				

Year	SP	FP	Status	Laps
SCOTT, Billy (1)				
1976	21	23	Running/rain	96

Year	SP	FP	Status	Laps
SCOTT, Bob (2)				
1952	25	29	Drive shaft	49
1953	11	31	Oil leak	14
Died July 4, 1954 in racing accident at Darlington, S.C.				

Year	SP	FP	Status	Laps
SERVIA, Oriol (2)				
2008	25	11	Running	200
2009	25	26	Mechanical	98

Year	SP	FP	Status	Laps
SESSIONS, Sam (7)				
1968	31	9	Running	197
1969	23	12	Running	163
1970	32	12	Running	190
1971	25	27	Valve	43
1972	24	4	Running	200
1973	32	28	Out of oil	17
1975	25	17	Engine	155
Died Dec. 17, 1977 in snowmobile accident				

Year	SP	FP	Status	Laps
SEYMOUR, Johnny (6)				
1928	11	17	Supercharger	170
1929	16	21	Rear axle	65
1930	18	32	Accident	21
1934	33	26	Pinion gear	22
1935	27	24	Grease leak	71
(Relieved by George Barringer)				
1936	21	31	Clutch	13
Died Feb. 27, 1958				

Year	SP	FP	Status	Laps
SHAFER, Phil "Red" (7)				
1925	22	3	Running	200
(Relieved by Wade Morton)				
1926	5	10	Running/rain	146
(Relieved by Fred Lecklider)				
1929	18	12	Running	150
(Relieved by Cliff Woodbury, Russ Snowberger)				
1930	8	7	Running	200
1931	23	12	Running	200
1932	26	11	Running	197
1934	6	16	Camshaft drive	130
(Relieved by Zeke Meyer)				
Died Jan. 29, 1971				

Year	SP	FP	Status	Laps
SHANNON, Elmer T. (1)				
1919	29	13	Running	200
(Relieved by E.E. Rawlings)				

Year	SP	FP	Status	Laps
SHARP, Scott (14)				
1994	17	16	Running	186
1995	30	26	Accident	74
1996	21	10	Accident	194
1998	7	16	Gearbox	181
1999	6	28	Transmission	83
2000	5	10	Running	198
2001	1	33	Accident	0
2002	8	27	Mechanical	137
2003	9	20	Accident	181
2004	20	13	Running/rain	180
2005	3	7	Running	200
2006	8	9	Running	200
2007	12	6	Running/rain	166
2009	20	14	Running	200

Year	SP	FP	Status	Laps
SHATTUC, Dr. W.E. "Doc" (3)				
1925	14	9	Running	200
1926	10	27	Valve	16
1927	16	22	Valve	83
Died 1962				

Year	SP	FP	Status	Laps
SHAW, Wilbur (13)				
1927	19	4	Running	200
(Relieved by Louis Meyer)				
1928	29	25	Timing gears	42
1930	25	24	Wrist pin	54
1932	22	17	Rear axle	157
1933	23	2	Running	200
1934	2	28	Lost oil	15
1935	20	2	Running	200
1936	9	7	Running	200
1937	2	1	Running	200
1938	7	2	Running	200
1939	3	1	Running	200
1940	2	1	Running	200
1941	3	18	Accident	151
Died Oct. 30, 1954 in plane crash near Decatur, Ind.				

Year	SP	FP	Status	Laps
SHEFFLER, Bill (3)				
1946	25	9	Running	139
1948	24	18	Spark plugs	132
1949	22	17	Rod	160
Died June 28, 1949 from injuries suffered in racing accident June 19 at Trenton, N.J.				

Year	SP	FP	Status	Laps
SHEPHERD, A.J. (1)				
1961	14	26	Accident	51
Died May 8, 2005				

Year	SP	FP	Status	Laps
SHOAF, Benny (2)				
1927	31	13	Rear end gears	198
(Relieved by Babe Stapp)				
1928	26	26	Accident	35
Died April 15, 1960				

Year	SP	FP	Status	Laps
SIMMONS, Jeff (4)				
2004	29	16	Running/rain	179
2006	26	23	Accident	152
2007	13	11	Running/rain	166
2008	24	28	Accident	112

Year	SP	FP	Status	Laps
SIMON, Dick (17)				
1970	31	14	Running	168
1971	33	14	Running	151
1972	23	13	Out of fuel	186
1973	27	14	Piston	100
1974	10	33	Valve	1
1975	30	21	Running/rain	133
1976	16	32	Rod	1
1977	30	31	Overheating	24

Year	SP	FP	Status	Laps
SIMON, Dick (17) (cont)				
1978	10	19	Wheel bearing	139
1979	20	26	Clutch	57
1980	29	22	Lost wheel	58
1983	20	15	Running	161
1984	20	23	In pits	112
1985	14	26	Oil pressure	86
1986	33	14	Running	189
1987	6	6	Running	193
1988	16	9	Running	196

Year	SP	FP	Status	Laps
SIMPSON, Bill (1)				
1974	20	13	Piston	163

Year	SP	FP	Status	Laps
SMILEY, Gordon (2)				
1980	20	25	Turbocharger	47
1981	8	22	Accident	141
Died May 15, 1982 in Indianapolis 500 qualifying accident				

Year	SP	FP	Status	Laps
SNEVA, Jerry (5)				
1977	16	10	Running	187
1978	32	31	Transmission	18
1979	21	31	Piston	16
1980	5	17	Accident	130
1982	28	23	Accident	61

Year	SP	FP	Status	Laps
SNEVA, Tom (18)				
1974	8	20	Drive gear	94
1975	4	22	Accident	125
1976	3	6	Running/rain	101
1977	1	2	Running	200
1978	1	2	Running	200
1979	2	15	Accident	188
1980	33	2	Running	200
1981	20	25	Clutch	96
1982	7	4	Engine	197
1983	4	1	Running	200
1984	1	16	Left CV joint	168
1985	13	20	Accident	123
1986	7	33	Accident - DNS	0
1987	21	14	Accident	143
1988	14	27	Accident	32
1989	22	27	Pit fire	55
1990	25	30	CV joint	48
1992	30	31	Accident	10

Year	SP	FP	Status	Laps
SNIDER, George (22)				
1965	16	21	Rear end gears	64
1966	3	19	Accident	22
1967	10	26	Accident (Ruby)	99
(Relieved by Lloyd Ruby)				
1968	29	31	Oil leak	9
1969	15	16	Running	152
1970	10	20	Suspension	105

Year	SP	FP	Status	Laps
SNIDER, George (22) <small>(cont)</small>				
1971	21	33	Stalled	6
1972	21	11	Running	190
1973	30	12	Gearbox	101
(Relieved by A.J Foyt, Lap 58-101)				
1974	13	28	Valve	7
1975	24	8	Running/rain	165
1976	27	13	Running/rain	98
1977	13	24	Valve	65
1978	23	8	Running	191
1979	35	33	Fuel pump	7
1980	21	15	Engine	169
1982	26	21	Engine	87
1983	13	32	Ignition	22
1984	31	11	Running	193
1985	28	32	Engine	13
1986	31	26	Ignition	110
1987	31	33	Fuel leak	0

SNOWBERGER, Russ (15)

1928	22	29	Supercharger	4
1929	10	27	Supercharger	45
1930	7	8	Running	200
1931	1	5	Running	200
1932	4	5	Running	200
1933	17	8	Running	200
(Relieved by George Howie, Mauri Rose)				
1934	9	8	Running	200
1935	11	27	Exhaust pipe	59
1937	30	27	Clutch	66
(Relieved by Johnny Seymour)				
1938	2	25	Rod	56
1939	25	25	Radiator	50
1940	11	31	Water pump	38
1941	11	21	Water pump	107
1946	10	12	Differential	134
(Relieved by Duke Nalon)				
1947	6	19	Oil pump	73
Died Sept. 28, 1968				

SNYDER, Jimmy (5)

1935	30	22	Spring	97
1936	16	30	Oil leak	21
1937	19	32	Transmission	27
1938	15	15	Supercharger	150
1939	1	2	Running	200
Died June 29, 1939 in racing accident at Cahokia, Ill.				

SOSPIRI, Vincenzo (1)

1997	3	17	Running	163
------	---	----	---------	-----

SOUDERS, George (2)

1927	22	1	Running	200
1928	12	3	Running	200
Died July 26, 1976				

SPANGLER, Lester (1)

1933	7	26	Accident	132
Died May 30, 1933 in Indianapolis 500 racing accident, along with mechanic G.L. Jordan				

SPENCE, Bill (1)

1929	12	32	Accident	9
Died May 30, 1929 in Indianapolis 500 racing accident				

STAPP, Elbert "Babe" (12)

1927	24	31	Universal joint	24
1928	5	6	Running	200
(Relieved by Ralph Hepburn)				
1929	4	28	Universal joint	40
1930	32	31	Accident	18
1931	6	35	Oil leak/clutch	9
1933	29	23	Out of gas	156
1935	12	25	Radiator	70
1936	2	24	Crankshaft	89
1937	31	31	Clutch	36
1938	8	26	Valve	54
1939	16	5	Running	200
1940	12	24	Oil line	64
(Relieved by Tony Willman)				
Died Sept. 17, 1980				

STEVENS, Myron (1)

1931	35	4	Running	200
(Relieved by Louis Meyer)				
Died July 2, 1988				

STEVENSON, Chuck (9)

1951	19	20	Fire	93
1952	11	18	Running	187
1953	16	29	Fuel leak	42
1954	5	12	Running	199
(Relieved by Walt Faulkner)				
1960	9	15	Running	196
1961	28	6	Running	200
1963	22	21	Valve	110
1964	29	28	Accident	2
1965	26	25	Piston	50
Died Aug. 21, 1995				

STEWART, Jackie (2)

1966	11	6	Oil pressure	190
1967	29	18	Engine	168

STEWART, Tony (5)

1996	1	24	Engine	82
1997	2	5	Running	200
1998	4	33	Engine	22
1999	24	9	Running	196
2001	7	6	Running	200

Year	SP	FP	Status	Laps
STRANG, Lewis (1)				
1911	1	29	Steering	108
(Relieved by Elmer Ray)				
Died July 20, 1911 in testing accident at Blue River, Wis.				

Year	SP	FP	Status	Laps
STUBBLEFIELD, Hartwell "Stubby" (4)				
1931	9	8	Running	200
1932	25	14	Running	178
1933	10	5	Running	200
1934	29	12	Running	200
(Relieved by Dave Evans)				
Died May 21, 1935 in Indianapolis 500 qualifying accident, along with mechanic Leo Whitaker				

Year	SP	FP	Status	Laps
SULLIVAN, Danny (12)				
1982	13	14	Accident	148
1984	28	29	Broken wheel	57
1985	8	1	Running	200
1986	2	9	Running	197
1987	16	13	Engine	160
1988	2	23	Accident	101
1989	26	28	Rear axle	41
1990	9	32	Accident	19
1991	9	10	Turbo	173
1992	8	5	Running	199
1993	12	33	Accident	29
1995	18	9	Running	199

Year	SP	FP	Status	Laps
SUTTON, Len (7)				
1958	27	32	Accident	0
1959	22	32	Accident	34
1960	5	30	Piston	47
1961	8	19	Clutch	110
1962	4	2	Running	200
1964	8	15	Magneto	140
1965	12	12	Running	177
Died Dec. 4, 2006				

Year	SP	FP	Status	Laps
SWANSON, Bob (3)				
1937	21	28	Carburetor	52
1939	22	31	Rear axle	19
1940	20	6	Running	196
Died June 12, 1940 in racing accident at Toledo, Ohio				

Year	SP	FP	Status	Laps
SWEIKERT, Bob (5)				
1952	32	26	Differential	77
1953	29	20	Radius rod	151
1954	9	14	Running	197
1955	14	1	Running	200
1956	10	6	Running	200
Died June 17, 1956 in racing accident at Salem, Ind.				

Year	SP	FP	Status	Laps
TAGLIANI, Alex (2)				
2009	33	11	Running	200
2010	5	10	Running	200

Year	SP	FP	Status	Laps
TAKAGI, Tora (2)				
2003	7	5	Running	200
2004	26	19	Running/rain	179

Year	SP	FP	Status	Laps
TAYLOR, Mark (1)				
2004	14	30	Accident	62

Year	SP	FP	Status	Laps
TEAGUE, Marshall (2)				
1953	22	18	Oil	169
1957	28	7	Running	200
Died Feb. 11, 1959 in racing accident at Daytona Beach, Fla.				

Year	SP	FP	Status	Laps
TEMPLEMAN, Clark "Shorty" (5)				
1955	31	18	Stalled	142
1958	23	19	Brakes	116
1960	19	17	Running	191
1961	18	4	Running	200
1962	6	11	Running	200
Died Aug. 24, 1962 of injuries suffered in racing accident Aug. 23 at Marion, Ohio				

Year	SP	FP	Status	Laps
TETZLAFF, Teddy (4)				
1911	30	39	Accident	20
1912	3	2	Running	200
(Relieved by Caleb Bragg)				
1913	8	17	Drive chain	118
1914	2	28	Rocker arm	33
Died Dec. 8, 1929				

Year	SP	FP	Status	Laps
THEYS, Didier (3)				
1989	19	20	Engine	131
1990	20	11	Running	190
1993	32	22	Running	193

Year	SP	FP	Status	Laps
THOMAS, Joe (3)				
1920	19	8	Running	200
(Relieved by Art Klein, Harry Thickeston)				
1921	22	22	Accident	24
1922	17	10	Running	200
(Relieved by Wade Morton, Peter DePaolo)				
Died Dec. 28, 1965				

Year	SP	FP	Status	Laps
THOMAS, Rene (4)				
1914	15	1	Running	200
1919	1	11	Running	200
1920	18	2	Running	200
1921	17	10	Water hose	144
Died Sept. 23, 1975				

Year	SP	FP	Status	Laps
THOMSON, Johnny (8)				
1953	33	32	Ignition	6
1954	4	24	Stalled	165
(Relieved by Andy Linden, Bill Homeier)				
1955	33	4	Running	200
1956	18	32	Spun	22
1957	11	12	Running	199
1958	22	23	Steering	52
1959	1	3	Running	200
1960	17	5	Running	200
Died Sept. 24, 1960 in racing accident at Allentown, Pa.				

THORNE, Joel (4)				
1938	13	9	Running	185
1939	20	7	Running	200
1940	10	5	Running	197
1941	23	31	Accident	4
Died Oct. 17, 1955 in plane crash in Los Angeles				

THRESHIE, Phil (2)				
1978	29	30	Oil pressure	22
1979	29	17	Running	172

THURMAN, Arthur (1)				
1919	18	27	Accident	44
Died May 30, 1919 in Indianapolis 500 racing accident				

TILL, Brian (1)				
1994	21	12	Running	194

TINGELSTAD, Bud (10)				
1960	28	9	Running	200
1962	10	15	Running	200
1963	25	28	Accident	46
1964	19	6	Running	198
1965	24	16	Accident	115
1966	27	21	Overheating	16
1967	25	14	Spun	182
1968	18	16	Oil pressure	158
1969	18	15	Engine	155
1971	17	7	Running	198
Died July 30, 1981				

TOFT, Omar (1)				
1919	30	28	Rod	44
Died Jan. 12, 1921 in racing accident at Phoenix				

TOLAN, Johnnie (3)				
1956	31	21	Running	173
1957	31	20	Clutch	138
1958	30	13	Running	200
Died June 2, 1986				

TOMEI, Louis (8)				
1935	32	28	Valve	47
1936	8	27	Engine support	44
1937	18	10	Running	200
1938	24	23	Rod	88
1939	30	15	Running	186
(Relieved by Mel Hansen)				
1940	18	16	Exhaust pipe	190
1941	24	11	Running	200
1946	22	26	Oil line	34
Died May 15, 1955 from injuries suffered in a speed boat accident during filming of a movie.				

TOWER, Jack (2)				
1911	23	24	Running	Flagged
(Relieved by Bob Evans)				
1913	25	19	Accident	51
Died 1950				

TRACY, Paul (6)				
1992	19	20	Engine	96
1993	7	30	Accident	94
1994	25	23	Turbo	92
1995	16	24	Electrical	136
2002	29	2	Running	200
2009	13	9	Running	200

TREADWAY, Rick (1)				
2002	17	29	Accident	88

TREXLER, Marion (1)				
1930	29	34	Accident	19
Died Feb. 29, 1968				

TRIPLETT, Ernie (5)				
1929	20	26	Rod	48
1930	6	17	Piston	125
1931	5	7	Running	200
1932	31	22	Clutch	125
1933	5	33	Piston	66
Died March 4, 1934 of injuries at El Centro, Calif.				

TRUCCO, Vincenzo (1)				
1913	18	20	Loose gas tank	39

TURNER, Jack (6)				
1956	24	25	Engine	131
1957	19	11	Running	200
1958	10	25	Fuel pump	21
1959	14	27	Fuel tank	47
1961	21	25	Accident	52
1962	25	29	Accident	17
Died Sept. 12, 2004				

Year	SP	FP	Status	Laps
TURNER, W. H. (1)				
1911	12	8	Running	200
(Relieved by Walter Jones)				

Year	SP	FP	Status	Laps
UNSER, Al (27)				
1965	32	9	Running	196
1966	23	12	Accident	161
1967	9	2	Running	198
1968	6	26	Accident	40
1970	1	1	Running	200
1971	5	1	Running	200
1972	19	2	Running	200
1973	8	20	Piston	75
1974	26	18	Valve	131
1975	11	16	Rod	157
1976	4	7	Running/rain	101
1977	3	3	Running	199
1978	5	1	Running	200
1979	3	22	Transmission	104
1980	9	27	Cylinder	33
1981	9	17	Running	166
1982	16	5	Running	197
1983	7	2	Running	200
1984	10	3	Running	198
1985	7	4	Running	199
1986	5	22	Vibration	149
1987	20	1	Running	200
1988	3	3	Running	199
1989	2	24	Clutch	68
1990	30	13	Running	186
1992	22	3	Running	200
1993	23	12	Running	199

Year	SP	FP	Status	Laps
UNSER, Al Jr. (19)				
1983	5	10	Out of fuel	192
1984	15	21	Water pump	131
1985	11	25	Engine	91
1986	9	5	Running	199
1987	22	4	Running	196
1988	5	13	Running	180
1989	8	2	Accident	198
1990	7	4	Running	199
1991	6	4	Running	198
1992	12	1	Running	200
1993	5	8	Running	200
1994	1	1	Running	200
2000	18	29	Overheating	89
2001	29	30	Accident	16
2002	12	12	Running	199
2003	17	9	Running	200
2004	17	17	Running/rain	179
2006	27	24	Accident	145
2007	25	26	Running/rain	161

Year	SP	FP	Status	Laps
UNSER, Bobby (19)				
1963	16	33	Accident	2
1964	22	32	Accident	1
1965	8	19	Oil fitting	69
1966	28	8	Running	171
1967	8	9	Running	193
1968	3	1	Running	200
1969	3	3	Running	200
1970	7	11	Running	192
1971	3	12	Accident	164
1972	1	30	Ignition rotor	31
1973	2	13	Engine	100
1974	7	2	Running	200
1975	3	1	Running/rain	174
1976	12	10	Running/rain	100
1977	2	18	Oil leak	94
1978	19	6	Running	195
1979	4	5	Running	199
1980	3	19	Turbocharger	126
1981	1	1	Running	200

Year	SP	FP	Status	Laps
UNSER, Jerry (1)				
1958	24	31	Accident	0
Died May 17, 1959 of injuries suffered in Indianapolis 500 practice accident May 2, 1959.				

Year	SP	FP	Status	Laps
UNSER, Johnny (5)				
1996	16	33	Transmission	0
1997	35	18	Oil pressure	158
1998	25	25	Engine	98
1999	30	32	Brakes	10
2000	30	22	Running	186

Year	SP	FP	Status	Laps
UNSER, Robby (2)				
1998	21	5	Running	198
1999	17	8	Running	197

Year	SP	FP	Status	Laps
VAIL, Ira (5)				
1919	10	8	Running	200
1921	10	7	Running	200
1922	9	8	Running	200
(Relieved by Dave Koetzla)				
1924	15	8	Running	200
(Relieved by C.W. Van Ranst)				
1925	19	20	Rod	63
Died April 21, 1979				

Year	SP	FP	Status	Laps
VAN ACKER, Charlie (3)				
1947	24	29	Accident	24
1948	12	11	Running	192
1949	27	31	Accident	10
Died May 31, 1998				

Year	SP	FP	Status	Laps
VAN RAALTE, Noel (1)				
1915	14	10	Running	200
Died May 5, 1940				

Year	SP	FP	Status	Laps
VAN RANST, C. W. (1)				
1921	23	16	Water hose	87
Died Oct. 11, 1972				

Year	SP	FP	Status	Laps
VASSER, Jimmy (8)				
1992	28	21	Accident	94
1993	19	13	Running	198
1994	16	4	Running	199
1995	9	22	Accident	170
2000	7	7	Running	199
2001	12	4	Running	200
2002	19	30	Gearbox	87
2003	27	26	Gearbox	102

Year	SP	FP	Status	Laps
VEITH, Bob (11)				
1956	23	7	Running	200
1957	16	9	Running	200
1958	4	26	Accident	1
1959	7	12	Running	200
1960	25	8	Running	200
1962	19	33	Engine	13
1963	24	26	Valve	74
1964	23	19	Piston	88
1965	10	24	Piston	58
1967	28	11	Running	189
1968	24	11	Running	196
Died March 29, 2006				

Year	SP	FP	Status	Laps
VELEZ, Fermin (2)				
1996	28	21	Engine	107
1997	29	10	Running	195
Died March 31, 2003				

Year	SP	FP	Status	Laps
VILLENEUVE, Jacques (uncle) (1)				
1986	15	20	Main bearing	154

Year	SP	FP	Status	Laps
VILLENEUVE, Jacques (nephew) (2)				
1994	4	2	Running	200
1995	5	1	Running	200

Year	SP	FP	Status	Laps
VILLORESI, Luigi (1)				
1946	28	7	Running	200
Died Aug. 23, 1997 in Italy				

Year	SP	FP	Status	Laps
VISO, E.J. (3)				
2008	26	26	Mechanical	139
2009	29	24	Mechanical	139
2010	19	25	Accident	139

Year	SP	FP	Status	Laps
VITOLO, Dennis (2)				
1994	15	26	Accident	89
1997	28	15	Running	173

Year	SP	FP	Status	Laps
VOGLER, Rich (5)				
1985	33	23	Accident	119
1986	27	25	Accident	132
1987	11	20	Rocker arm	109
1988	32	17	Accident	159
1989	33	8	Running	192
Died July 21, 1990 in racing accident at Salem, Ind.				

Year	SP	FP	Status	Laps
VUKOVICH, Bill (5)				
1951	20	29	Oil tank	29
1952	8	17	Steering	191
1953	1	1	Running	200
1954	19	1	Running	200
1955	5	25	Accident	56
Died May 30, 1955 in Indianapolis 500 racing accident				

Year	SP	FP	Status	Laps
VUKOVICH, Bill II (12)				
1968	23	7	Running	198
1969	26	32	Rod	1
1970	30	23	Clutch	78
1971	11	5	Running	200
1972	18	28	Rear end	54
1973	16	2	Running/rain	133
1974	16	3	Running	199
1975	8	6	Running/rain	166
1976	9	31	Rod	2
1977	23	17	Wing strut	110
1979	34	8	Running	194
1980	30	12	Running	192

Year	SP	FP	Status	Laps
VUKOVICH, Billy III (3)				
1988	23	14	Running	179
1989	30	12	Running	186
1990	31	24	Engine	102
Died Nov. 25, 1990 in racing accident at Bakersfield, Calif.				

Year	SP	FP	Status	Laps
WAGNER, Louis (1)				
1919	13	26	Broken wheel	44
Died March 13, 1960				

Year	SP	FP	Status	Laps
WALKUP, Bruce (2)				
1969	28	33	Transmission	0
1970	14	29	Timing gear	44

Year	SP	FP	Status	Laps
WALLARD, Lee (4)				
1948	28	7	Running	200
1949	20	23	Gears	55
1950	23	6	Running/rain	136
1951	2	1	Running	200
Died Nov. 28, 1963				

Year	SP	FP	Status	Laps
WALTHER, Salt (7)				
1972	27	33	Magneto	0
1973	17	33	Accident	0
1974	14	17	Piston	141
1975	9	33	Ignition	2
(Relieved Bob Harkey, finished 10th)				
1976	22	9	Running/rain	100
1978	22	28	Clutch	24
1979	16	12	Running	191

WARD, Jeff (7)

1997	7	3	Running	200
1998	27	13	Running	194
1999	14	2	Running	200
2000	6	4	Running	200
2001	8	24	Running	168
2002	15	9	Running	200
2005	31	27	Handling	92

WARD, Rodger (15)

1951	25	27	Oil line	34
1952	22	23	Oil pressure	130
1953	10	16	Stalled	177
(Relieved by Andy Linden, Duke Dinsmore)				
1954	16	22	Stalled	172
(Relieved by Eddie Johnson)				
1955	30	28	Accident	53
1956	15	8	Running	200
1957	24	30	Supercharger	27
1958	11	20	Fuel pump	93
1959	6	1	Running	200
1960	3	2	Running	200
1961	4	3	Running	200
1962	2	1	Running	200
1963	4	4	Running	200
1964	3	2	Running	200
1966	13	15	Handling	74
Died July 5, 2004				

WARREN, Bentley (2)

1971	15	23	Gears	76
1975	17	23	Running/rain	120

WATTLES, Stan (3)

1998	29	28	Accident	48
1999	20	17	Running	147
2000	8	23	Engine	172

WEARNE, Frank (7)

1937	33	24	Carburetor	99
1938	17	10	Running	181
1939	17	9	Running	200
1940	7	7	Running	195
1941	6	8	Running	200
1946	29	8	Running	197

Year	SP	FP	Status	Laps
WEARNE, Frank (7) [cont]				
1947	15	14	Spun	128
(Relieved by Louis Tomei)				
Died Feb. 21, 1985				

WEATHERLY, Clay (1)

1935	25	32	Accident	9
Died May 30, 1935 in Indianapolis 500 racing accident				

WEBB, Travis "Spider" (6)

1948	30	27	Oil line	27
1949	26	33	Transmission	0
1950	14	20	Running/rain	126
1952	29	22	Oil leak	162
1953	18	19	Oil leak	166
(Relieved by Johnny Thomson, Jackie Holmes)				
1954	29	30	Oil leak	104
(Relieved by Danny Kladis)				
Died Jan. 27, 1990				

WEILER, Wayne (2)

1960	15	24	Accident	103
1961	12	15	Wheel bearing	147
Died Oct. 13, 2005				

WELD, Greg (1)

1970	28	32	Piston	12
Died Aug. 4, 2008				

WENTE, Bob (1)

1964	32	9	Running	197
Died Aug. 12, 2000				

WERNER, Christian (1)

1923	15	11	Running	200
(Relieved by Max Sailer)				
Died June 17, 1932				

WEYANT, Chuck (4)

1955	25	12	Running	196
1957	25	14	Running	196
1958	29	24	Accident	38
1959	29	28	Accident	45

WHELDON, Dan (8)

2003	5	19	Accident	186
2004	2	3	Running/rain	180
2005	16	1	Running	200
2006	3	4	Running	200
2007	6	22	Accident	163
2008	2	12	Running	200
2009	18	2	Running	200
2010	18	2	Running	200

Year	SP	FP	Status	Laps
WHITE, Johnny (1)				
1964	21	4	Running	200
Died Dec. 24, 1977				

WHITTINGTON, Bill (5)				
1980	27	30	Accident	9
1981	27	21	Stalled	146
1982	6	16	Engine	121
1983	15	18	Gearbox	144
1985	12	14	Accident	183

WHITTINGTON, Dale (1)				
1982	23	33	Accident	0
Died June 14, 2003				

WHITTINGTON, Don (5)				
1980	18	13	Running	178
1981	26	31	Accident	32
1982	8	6	Running	196
1983	27	27	Ignition	44
1985	6	24	Engine	97

WILBURN, Jimmy (1)				
1946	16	19	Engine	52
Died Aug. 26, 1984				

WILCOX, Howdy (11)				
1911	19	14	Running	Flagged
1912	8	9	Running	200
(Relieved by Bill Rader)				
1913	20	6	Running	200
(Relieved by Bill Rader)				
1914	3	22	Valve	67
(Relieved by D.W. Helmick)				
1915	1	7	Running	200
1916	6	7	Running	120
(Relieved by Gil Anderson)				
1919	2	1	Running	200
1920	20	19	Engine	65
1921	12	23	Rod	22
1922	26	27	Valve spring	7
1923	8	17	Clutch	60
Died Sept. 4, 1923 in racing accident at Altoona, Pa.				

WILCOX, Howdy II (1)				
1932	6	2	Running	200
Died Oct. 14, 1946 while working as flagman at Converse, Ind.				

WILLIAMS, Carl (6)				
1966	25	16	Valve	38
1967	23	10	Accident	189
1968	28	15	Accident	163
1969	30	25	Clutch	50
1970	19	9	Running	197

Year	SP	FP	Status	Laps
WILLIAMS, Carl (6) [cont]				
1972	22	29	Oil cooler	52
Died Feb. 24, 1973 in motorcycle accident				

WILLIAMS, Merrill "Doc" (4)				
1936	23	16	Out of gas	192
1940	19	25	Oil line	61
1941	5	24	Radiator	68
1948	6	29	Clutch	19
Died April 28, 1982				

WILLMAN, Tony (4)				
1937	27	25	Rod	95
1938	26	27	Valve	47
1939	26	14	Fuel pump	188
1941	25	20	Rod	117
Died Oct. 12, 1941 in racing accident at Thompson, Conn.				

WILSON, Dempsey (4)				
1958	32	15	Clutch pedal	151
1960	33	33	Magneto	11
1961	31	16	Fuel pump	145
1963	30	11	Running	200
Died April 23, 1971				

WILSON, Justin (3)				
2008	16	27	Accident	132
2009	15	23	Accident	160
2010	11	7	Running	200

WINGERTER, George (1)				
1931	32	33	Fuel tank	29

WINN, Billy (4)				
1931	36	21	Running	138
(Relieved by Jimmy Patterson)				
1932	9	9	Running	200
(Relieved by Jimmy Patterson)				
1936	19	25	Crankshaft	78
1937	4	26	Oil line	85
Died Aug. 20, 1938 in racing accident at Springfield, Ill.				

WINNAI, Freddy (6)				
1929	21	5	Running	200
(Relieved by L.L. Corum, Roscoe Ford)				
1931	28	29	Accident	60
1932	35	8	Running	200
1933	35	27	Engine	125
(Relieved by Terry Curley)				
1935	28	31	Rod	16
1936	12	11	Running	199
Died Sept. 4, 1977				

Year	SP	FP	Status	Laps
WISHART, Spencer (4)				
1911	11	4	Running	200
(Relieved by Dave Murphy)				
1912	6	15	Water line	82
1913	19	2	Running	200
(Relieved by Ralph DePalma)				
1914	25	17	Camshaft	122
Died Aug. 22, 1914 in racing accident at Elgin, Ill.				

WITHERILL, Cory (1)				
2001	31	19	Running	187

WONDERLICH (Wunderlich), Jerry (2)				
1922	7	6	Running	200
(Relieved by Jules Ellingboe)				
1924	11	12	Running	200
(Relieved by Wade Morton)				
Died April 13, 1937				

WOODBURY, Cliff (4)				
1926	14	3	Running/rain	158
1927	6	19	Supercharger	108
1928	2	23	Timing gears	55
1929	1	33	Accident	3
Died Nov. 13, 1984				

YARBOROUGH, Cale (4)				
1966	24	28	Accident	0
1967	20	17	Accident	176
1971	14	16	Cam cover	140
1972	32	10	Running	193

YARBROUGH, Lee Roy (3)				
1967	26	27	Accident	87
1969	8	23	Split header	65
1970	13	19	Turbo gear	107
Died Dec. 7, 1984				

Year	SP	FP	Status	Laps
YASUKAWA, Roger (5)				
2003	11	10	Running	199
2004	12	10	Running/rain	180
2005	17	18	Mechanical	167
2006	28	16	Running	194
2007	23	21	Running/rain	164

YELEY, J.J. (1)				
1998	13	9	Running	197

ZAMPEDRI, Alessandro (3)				
1995	17	11	Running	198
1996	7	4	Accident	199
1997	31	35	Oil leak	0

ZBOROWSKI, Count Louis (1)				
1923	5	20	Rod	41
Died Oct. 19, 1924 in racing accident at Monza, Italy				

ZENGEL, Len (1)				
1912	2	6	Running	200
(Relieved by Billy Knipper)				
Died Sept. 24, 1963				

ZIMMERMAN, Denny (2)				
1971	28	8	Running	189
1972	28	19	Ignition rotor	116

ZUCCARELLI, Paolo "Paul" (1)				
1913	26	22	Main bearing	18
Died June 19, 1913 in testing accident in France				



2006

FIRESTONE FREEDOM 100



2010

• FIRESTONE FREEDOM 100 QUICK STATISTICS •

WINNERS:

2003	Ed Carpenter
2004	Thiago Medeiros
2005	Jaime Camara
2006	Wade Cunningham
2007	Alex Lloyd
2008	Dillon Battistini
2009	Wade Cunningham
2010	Wade Cunningham

DRIVER RECORDS, RACE MILESTONES*:

- **Most victories:** 3, Wade Cunningham (2006, 2009, 2010)
- **Youngest winner:** Wade Cunningham, 21, 2006
- **Oldest winner:** Dillon Battistini, 30, 2008
- **Closest margin of victory:** .1046 of a second, Wade Cunningham over J.R. Hildebrand, 2009
- **Widest margin of victory:** 13.9522 seconds, Ed Carpenter over Cory Witherill, 2003
- **Most poles:** 2, Wade Cunningham (2006, 2009)
- **Last victory from pole:** 2009, Wade Cunningham
- **Most starts:** 6, Wade Cunningham (2005-10)
- **Most consecutive starts:** 6, Wade Cunningham (2005-10)

**A more thorough list of Driver Records and Race Milestones is available in this section.*

CUNNINGHAM SPRINTS PAST KIMBALL

• TO BECOME FIRST THREE-TIME FIRESTONE FREEDOM 100 WINNER •

Wade Cunningham didn't need directions to Victory Circle at the Indianapolis Motor Speedway. 2005 Firestone Indy Lights champion Cunningham, starting second in the No. 77 Lucas Oil/BSS/Sam Schmidt Motorsports car, held off Charlie Kimball by .4368 of a second Friday, May 28, 2010 to become the first three-time winner of the Firestone Freedom 100.

James Hinchliffe finished 2.3 seconds back in the No. 2 TMR-Xtreme Coil Drilling car. Dan Clarke, driving the No. 40 Wasteco Deans Knight Special for Walker Racing, advanced sixth positions from 10th to finish fourth, and Martin Plowman finished fifth in the No. 27 Automatic Fire Sprinklers/KEP Printing entry.

The victory was the 28th in Firestone Indy Lights for Sam Schmidt Motorsports.

Kimball, driving the No. 26 Levemir FlexPen car for AFS Racing Andretti Autosport, grabbed the point on Lap 33, and it turned into a two-car sprint to the finish. Cunningham regained the lead on Lap 35 but never had more than a two-car-length advantage to the checkered flag. It was the fourth-closest finish in the eight-year history 40-lap race.

The goal of being the first female winner of the race – and at the Indianapolis Motor Speedway – was dashed for Pippa Mann on Lap 3 when the back end of the No. 17 Team E car driven by veteran Jeff Simmons swung out enough in Turn 1 to collect Mann's No. 11 Sam Schmidt Motorsports car. She was the first female to start on the pole at the Speedway and the second in Firestone Indy Lights competition.

The incident created the only caution period in the race. Rookie Philip Major, driving the No. 49 Sam Schmidt Motorsports car, finished sixth, and Stefan Wilson in the No. 28 Bryan Herta Autosport was seventh.



Wade Cunningham, left, delivered a fifth Freedom 100 victory for team owner Sam Schmidt in May 2010.

IZOD INDYCAR SERIES
 FIRESTONE INDY LIGHTS CAR COMPARISON

CHASSIS

Type: Open-wheel, single-seat, open-cockpit

Aerodynamics Multi-ribbed, outward wings (front and rear)

Construction Monocoque composite cockpit, fuel cell and front suspension; fuel cell and rear suspension; steering rack, steering angle limiter of chassis; rear wing assembly

assembly contains gearbox and transmission

Materials Carbon fiber and composites

Manufacturer Dallara

Fuel Capacity 22.5 U.S. Gallons

Weight 1,650 lbs. (road course)

Height 38 inches (max)

Wheelbase 121.5 inches ~ 122 inches

Length 192 inches (m)

Chassis 81 inches (m)

Data Acquisition SPC PD Data system purchased separately from chassis measuring brake, steering angle, linearity from car to pit telemetry from car to pit energy management and suspension

SWENES Suspension Wheel / Wing rear-wing assembly

Cost \$400,000 (not including data acquisition system)

TIRES

Manufacturer Firestone

Size (front) 26 inchesx25 inchesx16

Size (rear) 27.5 inchesx16

Wheel Diameter 15 inches

Wheel Width (front) 10 inches

Wheel Width (rear) 14 inches

ENGINE

Manufacturer Honda

Capacity 3.5-liter

Configuration 90-degree, V6

Horsepower 635 at 10,300 RPM

Fuel 100% Fuel-grade ethanol

10 360" In-car Camera

TRANSMISSION

Manufacturer Race gearbox

Configuration 7-speed semi-closed

CHASSIS

Type: Open-wheel, single-seat, open-cockpit

Aerodynamics Shaped-pane, undrifty, outward wings (front and rear)

Construction Monocoque composite cockpit, fuel cell and front suspension; fuel cell and rear suspension; engine is stressed (integral member of chassis; rear wing assembly)

rear suspension members

Materials Carbon fiber and composites

Manufacturer Dallara

Fuel Capacity 25 U.S. Gallons

Weight 1,450 lbs. (ovals); 1,250 lbs. (road course)

Height 38 inches

Length 191.5 inches

Width 75 inches

Wheelbase 117 inches

Data Acquisition Spec PD Data system supplied with chassis measuring steering angle, steering angle limiter, speed, throttle and four speed data channels.

SWENES Suspension Wheel / Wing rear-wing assembly

Cost \$160,000 (including data acquisition system)

TIRES

Manufacturer Firestone Firehawk

Size (front) 23.5 inches

Size (rear) 24.5 inches (left side) 24.5 inches (right side)

Wheel Diameter 15 inches

Wheel Width (front) 10 inches

Wheel Width (rear) 14 inches

ENGINE

Capacity 3.5-liter

Configuration 90-degree, V6

Horsepower 635 at 10,300 RPM

Fuel 100% Fuel-grade ethanol

10 360" In-car Camera

TRANSMISSION

Manufacturer Ricardo

Configuration Six-speed sequential shift

OFFICIAL BOX SCORE
INAUGURAL FIRESTONE FREEDOM 100
AT THE INDIANAPOLIS MOTOR SPEEDWAY

• Sunday, May 18, 2003 •

FP	SP	Car No	Driver	Car Name	Chassis/ Engine	Laps	Status
1	1	14	Ed Carpenter	Futaba/Delphi/ A.J. Foyt Racing	Dallara/Infiniti	40	Running
2	7	92	Cory Witherill	WSA Healthcare	Dallara/Infiniti	40	Running
3	2	4	Mark Taylor	Fulmar Panther	Dallara/Infiniti	40	Running
4	3	20	Jeff Simmons	Western Union Speed Team/ Duesenberg	Dallara/Infiniti	40	Running
5	12	3	Jonathan Urlin	Budget Rent A Car	Dallara/Infiniti	40	Running
6	6	91	Aaron Fike	RFMS/Hemelgarn Racing	Dallara/Infiniti	40	Running
7	10	24	Paul Dana	Ethanol/Team ISI	Dallara/Infiniti	40	Running
8	9	8	Ronnie Johncox	REV 1 Racing Special	Dallara/Infiniti	40	Running
9	11	6	Marco Cioci	TBA	Dallara/Infiniti	40	Running
10	13	11	Rolando Quintanilla	Bowes Automotive Products	Dallara/Infiniti	40	Running
11	19	99	Brandon Erwin	Natural Golf/ Sam Schmidt Mtrspts.	Dallara/Infiniti	40	Running
12	17	25	Scott Harrington	TBA	Dallara/Infiniti	40	Running
13	16	9	Tom Wood	Super 8 Motels/ Sam Schmidt Mtrspts.	Dallara/Infiniti	36	Running
14	14	37	Billy Roe	Bowes Seal Fast/ Hoosier Wholesale	Dallara/Infiniti	32	Running
15	5	5	Arie Luyendyk Jr.	Grill 2 Go/Smith & Wesson	Dallara/Infiniti	29	In pit
16	18	27	Gary Peterson	Automatic Fire Sprinklers	Dallara/Infiniti	15	Accident
17	15	33	Craig Dollansky	VMAC/Karavan Trailers/ FattFro Mtrspts.	Dallara/Infiniti	10	Accident
18	4	12	Matt Beardsley	Alpine Bank/ Old Republic Land Title	Dallara/Infiniti	0	Accident
19	8	36	Thiago Medeiros	Genoa Racing	Dallara/Infiniti	0	Accident



Ed Carpenter
B-3/3/1981

Time of Race: 55:02.1661 **Average Speed:** 109.019 mph

Margin of Victory: 13.9522 sec.

Pole: #14 Ed Carpenter (188.490 mph, 1:35.4958)

Fastest Race Lap: #14 Ed Carpenter (Race Lap 38, 188.348 mph, 47.7840 sec.)

Race Note: Race was started on Saturday, May 17 but was stopped on Lap 13 due to rain and restarted the next day.

Lap Leaders: Carpenter 1-19, Taylor 20, Carpenter 21-40.

Lap Leader Summary: Carpenter 2 times for 39 laps, Taylor 1-1.

Lead Changes: 2 among 2 drivers.

Caution Laps: 1-9, #12 Beardsley, #36 Medeiros, accident T3;

11, #33 Dollansky, accident T2; 12-14, rain (red flag); 16-19, #27 Peterson, accident T4.

Cautions: 4 for 17 laps.

**OFFICIAL BOX SCORE
SECOND FIRESTONE FREEDOM 100
AT THE INDIANAPOLIS MOTOR SPEEDWAY**

• Saturday, May 22, 2004 •

FP	SP	Car No	Driver	Car Name	Chassis/ Engine	Laps	Status
1	1	11	Thiago Medeiros	Sam Schmidt Motorsports	Dallara/Infiniti	40	Running
2	3	14	Jeff Simmons	A.J. Foyt Racing	Dallara/Infiniti	40	Running
3	5	5	Arie Luyendyk Jr.	Cycle Country/ Sam Schmidt Motorsports	Dallara/Infiniti	40	Running
4	4	25	Jay Drake	Vital Express/AFS Racing	Dallara/Infiniti	40	Running
5	7	2	Phil Giebler	Western Union Speed Team	Dallara/Infiniti	40	Running
6	12	33	Leonardo Maia	Skip Barber Racing School	Dallara/Infiniti	40	Running
7	9	92	Cory Witherill	Hemelgarn 91 Johnson Motorsports	Dallara/Infiniti	40	Running
8	11	12	Matt Beardsley	Jugular/Landtitle	Dallara/Infiniti	40	Running
9	8	42	Billy Roe	XBOX/Team ISI	Dallara/Infiniti	40	Running
10	2	91	Paul Dana	Ethanol/Hemelgarn Johnson	Dallara/Infiniti	40	Running
11	13	24	Brad Pollard	XBOX/Team ISI	Dallara/Infiniti	40	Running
12	17	21	Taylor Fletcher	Bullet-Team Motorsports	Dallara/Infiniti	40	Running
13	16	27	Gary Peterson	Automatic Fire Sprinklers, Inc.	Dallara/Infiniti	39	Running
14	14	10	Rolando Quintanilla	Roquin Motorsports	Dallara/Infiniti	38	Accident
15	15	3	Jesse Mason	Segway Human Transportation	Dallara/Infiniti	25	Accident
16	6	4	Marty Roth	Roth Racing	Dallara/Infiniti	11	Electrical
17	10	6	Jon Herb	Aercon	Dallara/Infiniti	3	Suspension



Thiago Medeiros
B-7/24/1982

Time of Race: 42:16.4338 **Average Speed:** 141.931 mph

Margin of Victory: Under Caution

Pole: #1 Thiago Medeiros (189.274 mph, 1:35.1000)

Fastest Race Lap: #11 Thiago Medeiros (Race Lap 34, 188.304 mph, 47.7950 sec.)

Lap Leaders: Medeiros 1-6, Simmons 7-11, Medeiros 12-40.

Lap Leader Summary: Medeiros 2 times for 35 laps, Simmons 1-5.

Lead Changes: 2 among 2 drivers.

Caution Laps: 3-5, #6 Herb, #42 Roe, accident T1; 26-31, #3 Mason, accident T3; 39-40, #10 Quintanilla, accident T2.

Cautions: 3 for 11 laps.

**OFFICIAL BOX SCORE
THIRD FIRESTONE FREEDOM 100
AT THE INDIANAPOLIS MOTOR SPEEDWAY**

• Friday, May 27, 2005 •

FP	SP	Car No	Driver	Car Name	Chassis/ Engine	Laps	Status
1	1	1	Jaime Camara	CELG – Sam Schmidt Motorsports	Dallara/Infiniti	40	Running
2	5	33	Wade Cunningham	Visit New Zealand	Dallara/Infiniti	40	Running
3	4	20	Jay Drake	Vision Racing	Dallara/Infiniti	40	Running
4	7	3	Al Unser	Brian Stewart Racing	Dallara/Infiniti	40	Running
5	6	4	Marty Roth	Roth Racing	Dallara/Infiniti	40	Running
6	2	7	Travis Gregg	Lucas Oil Products/ Sam Schmidt Mspt	Dallara/Infiniti	40	Running
7	11	24	Jeff Simmons	Kenn Hardley Racing	Dallara/Infiniti	40	Running
8	17	19	Chris Festa	Lockformer/SpacePak/ CareCentric/SSM	Dallara/Infiniti	40	Running
9	15	23	Taylor Fletcher	World Vision-Bullet- Team Motorsports	Dallara/Infiniti	40	Running
10	12	42	German Quiroga	Kenn Hardley Racing – Unico Competition	Dallara/Infiniti	40	Running
11	14	91	Mishael Abbott	Hemelgarn Johnson Motorsports	Dallara/Infiniti	40	Running
12	13	11	Tom Wood	Atlas Signs-Indy/ Infiniti Financial	Dallara/Infiniti	40	Running
13	9	6	Jon Herb	AERCON	Dallara/Infiniti	39	Running
14	16	36	Imran Husain	Genoa Racing Special	Dallara/Infiniti	39	Running
15	8	21	Nick Bussell	JL West Motorsports	Dallara/Infiniti	39	Running
16	10	26	Marco Andretti	Vonage	Dallara/Infiniti	38	Running
17	18	27	Rocky Moran Jr.	Automatic Fire Sprinklers, Inc.	Dallara/Infiniti	4	Gearbox
18	3	77	Cole Carter	American Revolution Racing	Dallara/Infiniti	0	Accident



Jaime Camara
B-11/5/1980

Time of Race: 40:52.6390 **Average Speed:** 146.780 mph

Margin of Victory: .1319 of a sec.

Pole: #1 Jaime Camara (189.870 mph, 1:34.8718)

Fastest Race Lap: #6 Jon Herb (Race Lap 27, 190.266 mph, 47.3021 sec.)

Lap Leaders: Cunningham 1-4, Camara 5-14, Herb 15, Camara 16-17, Cunningham 18, Camara 19-20, Cunningham 21, Camara 22-40.

Lap Leader Summary: Camara 4 times for 33 laps, Cunningham 3-6, Herb 1-1.

Lead Changes: 7 among 3 drivers.

Caution Laps: 1-2, #77 Carter, accident T3; 3, Rain; 34-36, #6 Herb spin T2; 37-39, #42 Quiroga, #21 Bussell, #26 Andretti, accident T4.

Cautions: 4 for 9 laps.

OFFICIAL BOX SCORE
FOURTH FIRESTONE FREEDOM 100
AT THE INDIANAPOLIS MOTOR SPEEDWAY

• Friday, May 26, 2006 •

		Car				Chassis/			
FP	SP	No	Driver	Car Name	Engine	Laps	Status		
1	1	1	Wade Cunningham	Brian Stewart Racing	Dallara	40	Running		
2	2	7	Jay Howard	Lucas Oil/Isilon/ Sam Schmidt Mtrspt	Dallara	40	Running		
3	3	11 W	Jaime Camara	CELG	Dallara	40	Running		
4	4	51	Chris Festa	Cheever Racing Formtek	Dallara	40	Running		
5	5	26	Alex Lloyd	Automatic Fire Sprinklers, Inc.	Dallara	40	Running		
6	9	27	Jonathan Klein	Klein Tools/Turn-Key Forging	Dallara	40	Running		
7	10	24	Bobby Wilson	Kenn Hardley Racing	Dallara	40	Running		
8	19	33	Geoff Dodge	Knoxville Fast Track To Indy	Dallara	40	Running		
9	6	42	Tom Wood	Kenn Hardley Racing	Dallara	40	Running		
10	7	52	Nick Bussell	Cheever Racing	Dallara	40	Running		
11	12	41	Sean Guthrie	Car Crafters	Dallara	40	Running		
12	18	9	Tom Wieringa	Racing for Kids- Logistics Management	Dallara	40	Running		
13	13	2	Matthew Hamilton	Kiwi American Racing	Dallara	40	Running		
14	16	3	Brett Van Blankers	Inner City Recycling	Dallara	39	Running		
15	8	25	Tyce Carlson	Automatic Fire Sprinklers, Inc.	Dallara	39	Running		
16	14	4	Phil Giebler	Guthrie Racing Car Crafters Special	Dallara	39	Running		
17	15	8	Mishael Abbott	SME Motorsports	Dallara	39	Running		
18	11	76	James Chesson	PSI	Dallara	29	Suspension		
19	17	6	Jon Herb	AERCON	Dallara	15	Suspension		



Wade Cunningham
B-8/19/1984

Time of Race: 32:29.3233 **Average Speed:** 184.679 mph

Margin of Victory: .6889 of a sec.

Pole: #1 Wade Cunningham (186.423 mph, 1:36.5543)

Fastest Race Lap: #7 Jay Howard (Race Lap 2, 186.749 mph, 48.1931 sec.)

W= Firestone Freedom 100 Winner Former Winner

Lap Leaders: Cunningham 1-40.

Lap Leader Summary: Cunningham 1 time for 40 laps.

Lead Changes: None.

Caution Laps: None.

Cautions: None.

**OFFICIAL BOX SCORE
FIFTH FIRESTONE FREEDOM 100
AT THE INDIANAPOLIS MOTOR SPEEDWAY**

• Friday, May 25, 2007 •

FP	SP	Car No	Driver	Car Name	Chassis/ Engine	Laps	Status
1	2	7	Alex Lloyd	Lucas Oil/Isilon Systems/SSM	Dallara	40	Running
2	7	9	Chris Festa	CGR Indy Pro Series	Dallara	40	Running
3	18	11 W	Jaime Camara	Osofresh	Dallara	40	Running
4	10	5	Andrew Prendeville	RLR/Andersen Racing	Dallara	40	Running
5	4	55	Hideki Mutoh	Panther Racing	Dallara	40	Running
6	3	53	Mike Potekhen	TRACARES Special	Dallara	40	Running
7	8	8	Matt Jaskol	Michael Crawford Motorsports	Dallara	40	Running
8	12	12	Al Unser III	Playa Del Racing	Dallara	40	Running
9	9	34	Jon Brownson	SWE Racing/SWE Race Car Parts	Dallara	40	Running
10	24	2	Jonathan Klein	TMR-Xtreme Coil Drilling	Dallara	40	Running
11	22	13	Robbie Pecorari	Cabo Wabo Tequila	Dallara	40	Running
12	6	23	Logan Gomez	Isilon Systems/Lucas Oil/SSM	Dallara	40	Running
13	19	38	Ryan Justice	Lifelock/Lucas Oil/SSM	Dallara	40	Running
14	17	24	Stephen Simpson	Kenn Hardley Racing	Dallara	40	Running
15	20	54	Micky Gilbert	Mile High Motorsports	Dallara	40	Running
16	11	40	Tom Wieringa	Racing 4 Kids/ Sound Wave Productions	Dallara	40	Running
17	21	6	Marc Williams	www.PURENZ.com - TARANAKI	Dallara	40	Running
18	15	33	Shane Jantzi	Marex Seed	Dallara	40	Running
19	13	4	Sean Guthrie	Trace Die-Cast Car Crafters	Dallara	37	Running
20	16	15	Joey Scarlo	RLR/AndersenRacing Group AWheels.com	Dallara	30	Accident
21	14	3	Brad Jaeger	Brian Stewart Racing	Dallara	28	Handling
22	23	1	Bobby Wilson	Ocala Gran Prix	Dallara	22	Handling
23	5	27 W	Wade Cunningham	Automatic Fire Sprinklers, Inc.	Dallara	11	Flat tire
24	1	52	Ken Schuch	AvenueCommunities.com	Dallara	9	Gearbox



Alex Lloyd
B-12/28/84

Time of Race: 46:39.6029 **Average Speed:** 128.590 mph

Margin of Victory: Under Caution

Pole: #52 Ken Losch (188.231 mph, 1:35.6271)

Fastest Race Lap: #5 Andrew Prendeville (Race Lap 17, 189.075 mph, 47.6002 sec.) W= Firestone Freedom 100 Winner Former Winner

Lap Leaders: Lloyd 1-40.

Lap Leader Summary: Lloyd 1 time for 40 laps.

Lead Changes: None.


Caution Laps: 1-3, debris in south short chute; 6-9, #33 Jantzi, #38 Justice contact T1; 31-35, #15 Scarlo contact T3; 37-40, moisture T2.

Cautions: 4 for 16 laps.

OFFICIAL BOX SCORE
SIXTH FIRESTONE FREEDOM 100
AT THE INDIANAPOLIS MOTOR SPEEDWAY

◆ Saturday, May 24, 2008 ◆

FP	SP	Car No	Driver	Car Name	Chassis/ Engine	Laps	Status
1	1	15	Dillon Battistini	Panther Racing	Dallara	40	Running
2	6	7	Richard Antinucci	Lucas Oil/ Sam Schmidt Motorsports	Dallara	40	Running
3	3	33 W	Wade Cunningham	Royal Spa	Dallara	40	Running
4	13	43	Robbie Pecorari	SWE Racing/ SWE Race Car Parts	Dallara	40	Running
5	4	20	Ana Beatriz	Healthy Choice/ Sam Schmidt Mtrspts	Dallara	40	Running
6	12	17	Bobby Wilson	Patriot Bank Team E	Dallara	40	Running
7	9	23	Logan Gomez	The Guthrie Racing Special	Dallara	40	Running
8	10	2	Jeff Simmons	TMR-Xtreme Coil Drilling	Dallara	40	Running
9	11	5	Andrew Prendeville	Best Friends Animal Society	Dallara	40	Running
10	5	27	Raphael Matos	Automatic Fire Sprinklers, Inc.	Dallara	40	Running
11	19	21	Al Unser III	Ethos Fuel Reformulator	Dallara	40	Running
12	16	4	Sean Guthrie	Car Crafters Guthrie Racing	Dallara	40	Running
13	26	92	Mike Potekhen	Wagner Motorsports	Dallara	40	Running
14	18	26	Arie Luyendyk Jr.	Automatic Fire Sprinklers, Inc.	Dallara	40	Running
15	14	3	Marc Williams	Royal Spa	Dallara	40	Running
16	7	16	Brent Sherman	National Guard Delphi	Dallara	40	Running
17	2	11	James Davison	Lifelock/ Sam Schmidt Motorsports	Dallara	40	Running
18	24	24	Chris Festa	Alliance Motorsports	Dallara	40	Running
19	15	22	Pablo Donoso	TMR-Cristal-Xtreme Coil Drilling	Dallara	40	Running
20	25	9	Jonny Reid	Integra	Dallara	40	Running
21	22	54	Micky Gilbert	Guthrie Racing	Dallara	40	Running
22	20	55	Tom Wieringa	Guthrie Racing	Dallara	40	Running
23	17	6	Jake Slotten	Michael Crawford Motorsports	Dallara	39	Running
24	21	25	JR Hildebrand	RLR/ Andersen Racing	Dallara	39	Running
25	27	8	Mark Olson	Michael Crawford Motorsports	Dallara	38	Running
26	8	18	Cyndie Allemann	Cabo Wabo	Dallara	22	Mechanical
27	23	34	Jon Brownson	Westridge Development/ SSM	Dallara	1	Accident



Dillon Battistini
B-12/3/77

Time of Race: 39:46.9495 **Average Speed:** 150.820 mph

Margin of Victory: 0.2458 of a sec.

Pole: #15 Dillon Battistini (188.397 mph, 1:35.5430)

Fastest Race Lap: #17 Bobby Wilson (Race Lap 7, 191.412 mph, 47.0189 sec.)

Race Note: Race was scheduled for Friday, May 23 but was postponed until Saturday, May 24 due to rain.

W=Firestone Freedom 100 Winner Former Winner

Lap Leaders: Battistini 1-3, Davison 4, Battistini, 5-6, Cunningham 7, Battistini 8-40.

Lap Leader Summary: Battistini 3 time for 38 laps, Davison 1-1, Cunningham 1-1.

Lead Changes: 4 among 3 drivers.

Caution Laps: 1-3, #34 Brownson, contact T3; 23-25, #24 Festa, stalled on backstretch; 30-32, debris on backstretch.

Cautions: 3 for 9 laps.

**OFFICIAL BOX SCORE
SEVENTH FIRESTONE FREEDOM 100
AT THE INDIANAPOLIS MOTOR SPEEDWAY**

• Friday, May 22, 2009 •

FP	SP	Car No	Driver	Car Name	Chassis/ Engine	Laps	Status
1	1	11 W	Wade Cunningham	Lucas Oil/ Sam Schmidt Motorsports	Dallara	40	Running
2	3	26	JR Hildebrand	ARPRO	Dallara	40	Running
3	18	5	Mario Romancini	Revita/Win Brazil/Allied	Dallara	40	Running
4	6	37	Jay Howard	Palm Beach International Raceway	Dallara	40	Running
5	2	27	Sebastian Saavedra	Automatic Fire Sprinklers, Inc.	Dallara	40	Running
6	10	21	James Davison	Vision Racing	Dallara	40	Running
7	9	28	Daniel Herrington	LeBleu/Bryan Herta Autosport	Dallara	40	Running
8	16	49	Jesse Mason	Guthrie Meyer Racing	Dallara	40	Running
9	21	36	Pablo Donoso	Genoa	Dallara	40	Running
10	14	18	Junior Strous	Shell V-Power Knaus HTP	Dallara	40	Running
11	17	32	Brandon Wagner	Davey Hamilton/ Kingdom Racing	Dallara	40	Running
12	19	9	Jonathan Summerton	Andersen/Allied Interior Products/Lafarge	Dallara	39	Running
13	7	35	Charlie Kimball	Palm Beach International Raceway	Dallara	31	Accident
14	15	24	Mike Potekhen	Alliance Motorsports	Dallara	30	Accident
15	11	2	Andrew Prendeville	TMR-Xtreme Coil Drilling	Dallara	29	Mechanical
16	12	7	James Hinchcliffe	Hinchtown/ Sam Schmidt Motorsports	Dallara	25	Mechanical
17	4	20	Ana Beatriz	Healthy Choice/ Sam Schmidt Mtrspts	Dallara	16	Accident
18	13	44	Gustavo Yacaman	Crepes & Waffles/SSM	Dallara	16	Accident
19	20	6	Ali Jackson	Andersen/Moyvalley Golf & Hotel Resort	Dallara	16	Mechanical
20	22	55	Rodrigo Barbosa	ELFF Racing Team	Dallara	13	Mechanical
21	8	16	Pippa Mann	Panther Racing	Dallara	7	Accident
22	5	15	Martin Plowman	Panther Racing	Dallara	6	Accident



Wade Cunningham
B-8/19/1984

Time of Race: 50:42.2548 **Average Speed:** 118.333 mph

Margin of Victory: .1046 of a sec.

Pole: #11 Wade Cunningham (190.177 mph, 1:34.6485)

Fastest Race Lap: #26 JR Hildebrand (Lap 3, 190.769 mph, 47.1775 sec.)

W=Firestone Freedom 100 Winner Former Winner

Lap Leaders: Cunningham 1, Saavedra 2, Cunningham 3-4, Hildebrand 5, Cunningham 6-12, Saavedra 13, Cunningham 14-15, Saavedra 16, Hildebrand 17-38, Cunningham 39-40.

Lap Leader Summary: Hildebrand 2 times for 23 laps, Cunningham 5-14, Saavedra 3-3.

Lead Changes: 9 among 3 drivers.

Caution Laps: 7-11, #15 Plowman, contact T1; 17-23, #20 Beatriz, #44 Yacaman, contact T1; 27-28, debris frontstretch; 31-33, #24 Potekhen, spin T3.

Cautions: 4 for 17 laps.

**OFFICIAL BOX SCORE
EIGHTH FIRESTONE FREEDOM 100
AT THE INDIANAPOLIS MOTOR SPEEDWAY**

• Friday, May 28, 2010 •

FP	SP	Car No	Driver	Car Name	Chassis/ Engine	Laps	Status
1	2	77 W	Wade Cunningham	Lucas Oil/BSS/ Sam Schmidt Motorsports	Dallara	40	Running
2	3	26	Charlie Kimball	Levemir FlexPen	Dallara	40	Running
3	8	2	James Hinchcliffe	TMR –Xtreme Coil Drilling	Dallara	40	Running
4	10	40	Dan Clarke	Wasteco Deans Knights Special	Dallara	40	Running
5	4	27	Martin Plowman	Automatic Fire Sprinklers/ KEP Printing	Dallara	40	Running
6	7	49	Philip Major	Sam Schmidt Motorsports	Dallara	40	Running
7	13	28	Stefan Wilson	Bryan Herta Autosport	Dallara	40	Running
8	16	32	Brandon Wagner	Davey Hamilton Racing	Dallara	40	Running
9	12	29	Sebastian Saavedra	William Rast/ Bryan Herta Autosport	Dallara	40	Running
10	11	22	Adrian Campos Jr.	TMR –Xtreme Coil Drilling	Dallara	40	Running
11	9	10	Gustavo Yacaman	Cape Motorsport with Wayne Taylor Racing	Dallara	40	Running
12	14	18	Rodrigo Barbosa	PDM Racing	Dallara	40	Running
13	6	7	J.K. Vernay	Lucas Oil/CJ/ Sam Schmidt Motorsports	Dallara	34	Running
14	15	4	Arie Luyendyk Jr.	Andersen Racing/LZOD	Dallara	24	Mechanical
15	5	17	Jeff Simmons	Team E	Dallara	2	Accident
16	1	11	Pippa Mann	Sam Schmidt Motorsports	Dallara	2	Accident



Wade Cunningham
B-8/19/1984

Time of Race: 39:55.4552 **Average Speed:** 150.285 mph

Margin of Victory: .4368 of a sec.

Pole: #11 Pippa Mann (187.989 mph, 1:35.7505)

Fastest Race Lap: #17 Jeff Simmons (Lap 2, 189.231 mph, 47.5608 sec.)

W=Firestone Freedom 100 Former Winner

Lap Leaders: Cunningham 1-9, Kimball 10, Cunningham 11-32, Kimball 33, Cunningham 34-40.

Lap Leader Summary: Cunningham 3 times for 38 laps, Kimball 2-2.

Lead Changes: 4 among 2 drivers.

Caution Laps: 3-8, #11 Mann, #17 Simmons, accident T1.

Cautions: 1 for 6 laps.

• FIRESTONE FREEDOM 100 RECORDS •

- Most Career Starts:** 6 (Wade Cunningham)
- Most Consecutive Starts:** 6 (Wade Cunningham, 2005-2010)
- Most Victories:** 3 (Wade Cunningham – 2006, 2009, 2010)
- Most Poles:** 2 (Wade Cunningham – 2006, 2009)
- Most Laps Completed:** 211 (Wade Cunningham)
- Most Laps Led - Race:** 40 (Wade Cunningham, 2006; Alex Lloyd, 2007)
- Most Laps Led - Career:** 99 (Wade Cunningham)
- Most Laps Led by Race Winner:** 40 (Wade Cunningham, 2006; Alex Lloyd, 2007)
- Fewest Laps Led by Race Winner:** 33 (Jaime Camara, 2005)
- Most Leaders in a Race:** 3 (2005, 2008, 2009)
- Most Lead Changes:** 9 (2009)
- Fewest Leaders in a Race:** 1 (2006, 2007)
- Fewest Lead Changes:** 0 (2006, 2007)
- Most Cautions:** 4 (2003, 2005, 2007, 2009)
- Most Caution Laps:** 17 (2003, 2009)
- Fewest Cautions:** 0 (2006)
- Fewest Caution Laps:** 0 (2006)
- Most Starters:** 27 (2008)
- Fewest Starters:** 16 (2010)
- Most Cars Running at the Finish:** 25 (2008)
- Most Cars Finishing on the Lead Lap:** 18 (2007)
- Fewest Cars Running at the Finish:** 12 (2009)
- Fewest Cars Finishing on the Lead Lap:** 11 (2009)
- Fastest Race:** 184.679 mph/32 min. 29.3233 sec. (2006)
- Closest Margin of Victory:** .1046 of a second (Wade Cunningham over J.R. Hildebrand, 2009)
- Widest Margin of Victory:** 13.9522 seconds (Ed Carpenter over Mark Taylor, 2003)
- Most Wins by a Team:** 5 (Sam Schmidt Motorsports)
- Youngest Race Winner:** Wade Cunningham, 21 Years, 280 Days, May 26, 2006
- Oldest Race Winner:** Dillon Battistini, 30 Years, 173 Days, May 24, 2008
- Youngest Pole Winner:** Wade Cunningham, 21 Years, 280 Days, May 26, 2006
- Oldest Pole Winner:** Ken Losch, 46 Years, 354 Days, May 25, 2007

• DRIVER RECORDS •

Year	SP	FP	Status	Laps
------	----	----	--------	------

ABBOTT, Mishael (2)

2005	14	11	Running	40
2006	15	17	Running	39

ALLEMANN, Cyndie (1)

2008	8	26	Mechanical	22
------	---	----	------------	----

ANDRETTI, Marco (1)

2005	10	16	Running	38
------	----	----	---------	----

ANTINUCCI, Richard (1)

2008	6	2	Running	40
------	---	---	---------	----

BARBOSA, Rodrigo (2)

2009	22	20	Mechanical	13
2010	14	12	Running	40

BATTISTINI, Dillon (1)

2008	1	1	Running	40
------	---	---	---------	----

BEARDSLEY, Matt (2)

2003	4	18	Accident	0
2004	11	8	Running	40

BEATRIZ, Ana (2)

2008	4	5	Running	40
2009	4	17	Accident	16

BROWSON, Jon (2)

2007	9	9	Running	40
2008	23	27	Accident	1

BUSSELL, Nick (2)

2005	8	15	Running	39
2006	7	10	Running	40

CAMARA, Jaime (3)

2005	1	1	Running	40
2006	3	3	Running	40
2007	18	3	Running	40

CAMPOS, Adrian Jr. (1)

2010	11	10	Running	40
------	----	----	---------	----

CARLSON, Tyce (1)

2006	8	15	Running	39
------	---	----	---------	----

CARPENTER, Ed (1)

2003	1	1	Running	40
------	---	---	---------	----

CARTER, Cole (1)

2005	3	18	Accident	0
------	---	----	----------	---

Year	SP	FP	Status	Laps
------	----	----	--------	------

CHESSON, James (1)

2006	11	18	Suspension	15
------	----	----	------------	----

CIOCI, Marco (1)

2003	11	9	Running	40
------	----	---	---------	----

CLARKE, Dan (1)

2010	10	4	Running	40
------	----	---	---------	----

CUNNINGHAM, Wade (6)

2005	5	2	Running	40
2006	1	1	Running	40
2007	5	23	Flat tire	11
2008	3	3	Running	40
2009	1	1	Running	40
2010	2	1	Running	40

DANA, Paul (2)

2003	10	7	Running	40
2004	2	10	Running	40

Died in IZOD IndyCar Series practice accident
March 26, 2006 at Homestead, Fla.

DAVISON, James (2)

2008	2	17	Running	40
2009	10	6	Running	40

DODGE, Geoff (1)

2006	19	8	Running	40
------	----	---	---------	----

DOLLANSKY, Craig (1)

2003	15	17	Accident	10
------	----	----	----------	----

DONOSO, Pablo (2)

2008	15	19	Running	40
2009	21	9	Running	40

DRAKE, Jay (2)

2004	4	4	Running	40
2005	4	3	Running	40

ERWIN, Brandon (1)

2003	19	11	Running	40
------	----	----	---------	----

FESTA, Chris (4)

2005	17	8	Running	40
2006	4	4	Running	40
2007	7	2	Running	40
2008	24	18	Running	40

FIKE, Aaron (1)

2003	6	6	Running	40
------	---	---	---------	----

Year	SP	FP	Status	Laps
------	----	----	--------	------

FLETCHER, Taylor (2)

2004	17	12	Running	40
2005	15	9	Running	40

GIEBLER, Phil (2)

2004	7	5	Running	40
2006	14	16	Running	39

GILBERT, Micky (2)

2007	20	15	Running	40
2008	22	21	Running	40

GOMEZ, Logan (2)

2007	6	12	Running	40
2008	9	7	Running	40

GREGG, Travis (1)

2005	2	6	Running	40
------	---	---	---------	----

GUTHRIE, Sean (3)

2006	12	11	Running	40
2007	13	19	Running	37
2008	16	12	Running	40

HAMILTON, Matthew (1)

2006	13	13	Running	40
------	----	----	---------	----

HARRINGTON, Scott (1)

2003	17	12	Running	40
------	----	----	---------	----

HERB, Jon (3)

2004	10	17	Suspension	3
2005	9	13	Running	39
2006	17	19	Suspension	15

HERRINGTON, Daniel (1)

2009	9	7	Running	40
------	---	---	---------	----

HILDEBRAND, JR (2)

2008	21	24	Running	39
2009	3	2	Running	40

HINCHCLIFFE, James (2)

2009	12	16	Mechanical	25
2010	8	3	Running	40

HOWARD, Jay (2)

2006	2	2	Running	40
2009	6	4	Running	40

HUSAIN, Imran (1)

2005	16	14	Running	39
------	----	----	---------	----

JACKSON, Ali (1)

2009	20	19	Mechanical	16
------	----	----	------------	----

Year	SP	FP	Status	Laps
------	----	----	--------	------

JAEGER, Brad (1)

2007	14	21	Handling	28
------	----	----	----------	----

JANTZI, Shane (1)

2007	15	18	Running	40
------	----	----	---------	----

JASKOL, Matt (1)

2007	8	7	Running	40
------	---	---	---------	----

JOHNCOX, Ronnie (1)

2003	9	8	Running	40
------	---	---	---------	----

JUSTICE, Ryan (1)

2007	19	13	Running	40
------	----	----	---------	----

KIMBALL, Charlie (2)

2009	7	13	Accident	31
2010	3	2	Running	40

KLEIN, Jonathan (2)

2006	9	6	Running	40
2007	24	10	Running	40

LLOYD, Alex (2)

2006	5	5	Running	40
2007	2	1	Running	40

LOSCH, Ken (1)

2007	1	24	Gearbox	9
------	---	----	---------	---

LUYENDYK, Arie Jr. (4)

2003	5	15	In pit	29
2004	5	3	Running	40
2008	18	14	Running	40
2010	15	14	Mechanical	24

MAIA, Leonardo (1)

2004	12	6	Running	40
------	----	---	---------	----

MAJOR, Philip (1)

2010	7	6	Running	40
------	---	---	---------	----

MANN, Pippa (2)

2009	8	21	Accident	7
2010	1	16	Accident	2

MASON, Jesse (2)

2004	15	15	Accident	25
2009	16	8	Running	40

MATOS, Raphael (1)

2008	5	10	Running	40
------	---	----	---------	----

MEDEIROS, Thiago (2)

2003	8	19	Accident	0
2004	1	1	Running	40

<u>Year</u>	<u>SP</u>	<u>FP</u>	<u>Status</u>	<u>Laps</u>
MORAN, Rocky Jr. (1)				
2005	18	17	Gearbox	4
MUTOH, Hideki (1)				
2007	4	5	Running	40
OLSON, Mark (1)				
2008	27	25	Running	38
PECORARI, Robbie (2)				
2007	22	11	Running	40
2008	13	4	Running	40
PETERSON, Gary (2)				
2003	18	16	Accident	15
2004	16	13	Running	39
PLOWMAN, Martin (2)				
2009	5	22	Contact	6
2010	4	5	Running	40
POLLARD, Brad (1)				
2004	13	11	Running	40
POTEKHEM, Mike (3)				
2007	3	6	Running	40
2008	26	13	Running	40
2009	15	14	Accident	30
PRENDVILLE, Andrew (3)				
2007	10	4	Running	40
2008	11	9	Running	40
2009	11	15	Mechanical	39
QUINTANILLA, Rolando (2)				
2003	13	10	Running	40
2004	14	14	Accident	38
QUIROGA, German (1)				
2005	12	10	Running	40
REID, Jonny (1)				
2008	25	20	Running	40
ROE, Billy (2)				
2003	14	14	Running	32
2004	8	9	Running	40
ROMANCINI, Mario (1)				
2009	18	3	Running	40
ROTH, Marty (2)				
2004	6	16	Electrical	11
2005	6	5	Running	40

<u>Year</u>	<u>SP</u>	<u>FP</u>	<u>Status</u>	<u>Laps</u>
SAAVEDRA, Sebastian (2)				
2009	2	5	Running	40
2010	13	9	Running	40
SCARALLO, Joey (1)				
2007	16	20	Accident	30
SHERMAN, Brent (1)				
2008	7	16	Running	40
SIMMONS, Jeff (5)				
2003	3	4	Running	40
2004	3	2	Running	40
2005	11	7	Running	40
2008	10	8	Running	40
2010	5	15	Accident	2
SIMPSON, Stephen (1)				
2007	17	14	Running	40
SLOTTEN, Jake (1)				
2008	17	23	Running	39
STROUS, Junior (1)				
2009	14	10	Running	40
SUMMERTON, Jonathan (1)				
2009	19	12	Running	39
TAYLOR, Mark (1)				
2003	2	3	Running	40
UNSER, Al III (3)				
2005	7	4	Running	40
2007	12	8	Running	40
2008	19	11	Running	40
URLIN, Jonathan (1)				
2003	12	5	Running	40
VAN BLANKERS, Brett (1)				
2006	16	14	Running	39
VERNAV, J.K. (1)				
2010	6	13	Running	34
WAGNER, Brandon (2)				
2009	17	11	Running	40
2010	16	8	Running	40
WIERINGA, Tom (3)				
2006	18	12	Running	40
2007	11	16	Running	40
2008	20	22	Running	40

<u>Year</u>	<u>SP</u>	<u>FP</u>	<u>Status</u>	<u>Laps</u>
WILLIAMS, Marc (2)				
2007	21	17	Running	40
2008	14	15	Running	40

WILSON, Bobby (3)				
2006	10	7	Running	40
2007	23	22	Handling	22
2008	12	6	Running	40

WILSON, Stefan (1)				
2010	13	7	Running	40

<u>Year</u>	<u>SP</u>	<u>FP</u>	<u>Status</u>	<u>Laps</u>
WITHERILL, Cory (2)				
2003	7	2	Running	40
2004	9	7	Running	40

WOOD, Tom (3)				
2003	16	13	Running	36
2005	13	12	Running	40
2006	6	9	Running	40

YACAMAN, Gustavo (2)				
2009	13	18	Accident	16
2010	9	11	Running	40

THE 2011 INDY 500 CAMARO CONVERTIBLE PACE CAR

One of a handful of cars in history to earn these stripes. One of 22 pace cars called by Chevrolet. One to pace the 100th anniversary of the most important race in history. A 426-horsepower white. There will never be another car like this.



ONE INDY 500. 500 PURE AMERICAN SPORTS CARS.



1969 PACE CAR



2011 PACE CAR

2011 CAMARO CONVERTIBLE INDY PACE CAR REPLICA INCLUDES ALL 2SS/RS FEATURES, PLUS:

- White exterior paint with body-length Inferno Orange rally stripes
- 6.2-liter V8 engine; 426 hp (400 with available auto trans.), 420 lb.-ft. torque
- 20-inch polished aluminum wheels
- Black convertible top
- White grille
- Unique Indianapolis 500 decal and badging
- Inferno Orange engine cover
- Inferno Orange interior with white appliques and orange stripes on instrument panel
- Indy logo embossed on headrests
- Production limited to 500 units



Use only GM approved tire and wheel combinations. Unapproved combinations may change the vehicle's performance characteristics. For important tire and wheel information, go to gmaccessories.chevy.com or ask your dealer for details. Limited availability beginning Summer 2011. Classic car not for sale. Trademarks of Brickyard Trademarks, Inc. are used with permission.



chevy.com/camaro