









**THE LOW COST CHAMPION  
FOR BLACK-AND-WHITE  
HIGH VOLUME PRINTING.**

Meet Epson WorkForce AL-M300D and AL-M300DN, equipped with network printing\* capabilities, blazing fast performance and a monthly duty cycle of 100,000 pages to take on the most demanding office environments. The AL-M300DN comes with seamless support for mobile printing that allows you to print documents wirelessly when connected to a Wi-Fi router. Coupled with a low total cost of ownership and optional expandability, these printers are your ideal partners for business productivity.



With 1 Optional Paper Cassette

-   
Print Speed
-   
Duplex Printing
-   
iPrint\*
-   
Ethernet\*
-   
Cost Effective
-   
100,000 Pages Per Month

**Superior Performance and Reliability**  
Enhance office productivity and reliability with a fast print speed of 35ppm, a monthly duty cycle of 100,000 pages and fast dual core processor speed of 600Mhz.

**Exceptionally Low Running Cost**  
High capacity toner cartridges with a page yield of 10,000 sheets that allows high volume printing at a lower cost. Automatic double-sided printing reduces paper usage.

**Efficiency that Scales with Growth**  
Optional RAM upgrade for greater efficiency and additional paper cassette for uninterrupted print runs of up to 550 sheets.



\*Applicable to AL-M300DN only.

**IT'S IN THE DETAILS.**

The AL-M300D and AL-M300DN come with the latest printing technology from Epson that caters to and exceeds the demands of high volume business printing. Boost your productivity with fast print speed, superb reliability and low running cost without compromising on quality.



### Superior Performance and Reliability



The AL-M300D and AL-M300DN feature 600MHz dual core processors and other advanced features to improve printing efficiency and reliability. Reduce waiting time with first page-out time of less than 5.5 seconds and fast print speed of 35ppm. You can easily print up to 100,000 pages per month, making black-and-white document printing effortless for your business.

### Exceptionally Low Running Cost

Take economical printing to a higher level with high capacity toner cartridges that allow an even higher volume printing at a lower cost per page. This reduces the need to change toners frequently by delivering 10,000 pages compared to standard capacity cartridge at 2,700 pages.



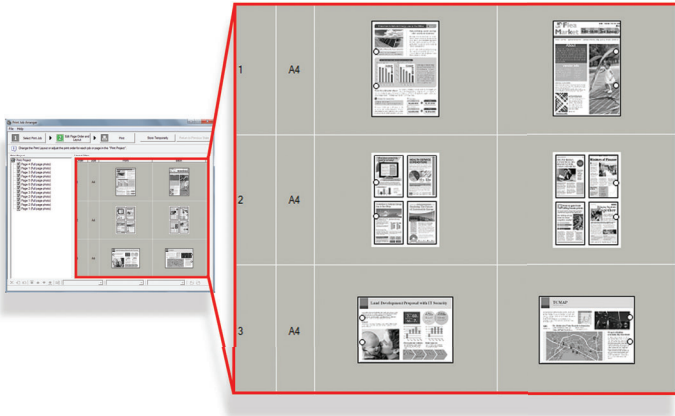
Optional cassette tray increases paper volume to 550 sheets

Standard Capacity Toner  
Page Yield: 2,700 pages  
High Capacity Toner Page  
Yield: 10,000 pages

## Efficiency that Scales with Growth

With our new print management features, indulge in superb efficiency that grows with your printing needs.

Users can combine several print jobs with the Print Job Arranger and customise print settings for individual print jobs simultaneously. For multi-page documents, print settings can be customised for individual pages. Examples include landscape/portrait orientation, single/double-sided, change of paper size, page layout (up to 4-up), and re-arranging pages within a print job.



Print Job Interruption feature enables users to interrupt the print queue when a print job with high emergency is processed.

As the business expands, users can add on an additional 250-sheet paper cassette to accommodate a higher volume of printing of up to 550 sheets. To accommodate larger and more complex print jobs, upgrade printer memory up to 1152MB with the optional RAM upgrade.

## Superb Security and Connectivity Features

### Secure Print

Secure Printing feature prevents unauthorised access to confidential documents by holding jobs at the printer until the user enters a password. It also supports IPSEC/SSL encryption for secure printing of sensitive and confidential information while minimising the risk of information leakage. Secure printing feature is only available with upgraded RAM.

### Epson iPrint (Applicable to AL-M300DN)



The AL-M300DN makes effortless workgroup printing possible with network connectivity. Conveniently print wirelessly from Apple® iOS™ and Android™ devices with Epson iPrint when printer is connected to a Wi-Fi router.

## Excellent Print Quality

### AcuBrite™ Technology

Epson AcuBrite™ toners utilise highly uniform toner particle size and wax distribution for consistently impressive results. This unique printing technology gives you superb clarity with sharpness and outstandingly crisp and bold black text that lasts.

A high resolution of 1,200 dpi x 1,200 dpi together with Epson's AcuBrite™ Technology delivers sharp, realistic-looking black-and-white documents.

### Advanced Amplitude Modulation (AAM) Screen

Clearer reproduction of small-sized text, detailed graphics as well as web images.



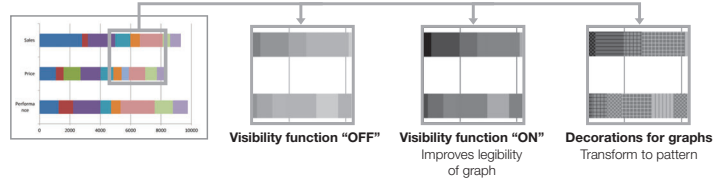
### Dot Correction Technology

Improves print quality of fine lines and details in photos and documents with graphical details such as charts.

### Monochrome Visibility Enhancement

An invaluable feature for better reproduction of very lightly coloured text. Depending on the setting, it can help to underline/bold/highlight sections of text for better visibility. This function can also "decorate" (box up/colour) graphs and charts to clearly differentiate segments of the chart.

#### Visibility (Monochrome visibility improvement) and Decorations



## Space-Saving Design

The printers are compactly designed with a small footprint to take up less space. Storage space is also reduced with toner cartridges that are much smaller than conventional toner cartridges.

## Better Products for a Better Future™

Epson toner cartridges are made from recycled materials and ozone-free parts to reduce material wastage and environmental impact. The printers offer significant energy savings for users. The new SOC12-H controller enables power saving modes that temporarily shut down the dual core systems processor when not in use, consuming only 2.63W in sleep mode and 1.01W in deep sleep mode.

For more information on Epson's environmental programme, visit <http://global.epson.com/SR/environment>.

## PARTNERS IN PERFECTION



### Epson WorkForce Pro WP-4521 Inkjet Printer

Improve your productivity with the WorkForce Pro WP-4521 networkable printer that delivers excellent quality at very low running costs.




### Epson EB-1955 Projector

The Epson EB-1955 delivers reliable and outstanding performance in any environment with uncompromised image quality and convenient PC-free networking features.

MODEL NUMBER	AL-M300D	AL-M300DN
<b>Printing</b>		
Printing Technology	Laser printer	
Print Resolution	Up to 1,200 x 1,200 dpi	
Print Speed	Up to 35ppm	
First Page Out	Less than 5.5 sec (A4 simplex)	
Warm Up Time	Less than 18 sec	
Toner Save Mode	Yes	
Maximum Monthly Volume <sup>*1</sup>	Up to 100,000 pages per month	
<b>Controller Specifications</b>		
Processor	Dual Core 600MHz	
Memory	Standard: 128MB, Maximum: 1152MB	
Printer Control Language Emulations	PCL, ESC/Page, ESC/PageS, ESCP2, FX, I239X, Adobe PostScript3, Adobe PDF	
Resident Typefaces	Scalable: 84 ESC/Page, 95 PCL5c, 80 PCL6, 136 PS3 Bitmap: 7 ESC/Page, 5 PCL5c, 1 PCL6 Typeface: 10 ESC/P2, 8 FX, 8 I239X	
<b>Interfaces and Connectivity</b>		
Standard Interfaces	Hi-Speed USB 2.0 IEEE 1284-B Parallel	Hi-Speed USB 2.0 Ethernet (10BASE-Te/100BASE-TX/1000BASE-T)
<b>Paper Handling</b>		
Standard Paper Input	Up to 300 sheets (250 sheets Standard Paper Cassette + 50 sheets MP Tray)	
Maximum Paper Input	Up to 550 sheets (250 sheets Standard Paper Cassette + 50 sheets MP Tray + 1x 250 sheets Optional Paper Cassette)	
Paper Size	A4, A5, A6, B5, LT, HLT, LGL, GLG, GLT, EXE, F4, Monarch, DL, C6 Custom: Width: 76.2 - 215.9mm / Length: 127 - 355.6mm	
Paper Weight	60 - 216g/m <sup>2</sup>	
Paper Type	Plain paper / Recycled paper / Semi thick paper / Thick paper / Extra thick paper / Preprinted paper / Colour paper / Letterhead / Label / Special paper	
Duplex	Standard	
Paper Output Standard / Maximum	Up to 150 sheets	
<b>Power Requirements</b>		
Rated Voltage / Frequency / Current	AC220V - 240V ±10% 50Hz / 60Hz ±3Hz	
Power Consumption		
Printing (Ave)	439W	
Ready	39W	
Sleep	2.63W	
Deep Sleep	1.01W	
Power Off	0W	
<b>System Requirement &amp; OS Support</b>		
Windows	Windows XP / Vista / 7 / 8 / 8.1 Windows Server 2003 / 2008 / 2008R2 / 2012	
Mac	Mac OS X 10.5.8 or later	
<b>Environmental Conditions</b>		
Temperature	Operating: 5 ~ 32°C / Storage -20 ~ 40°C	
Humidity	Operating: 15 ~ 85%RH / Storage 15 ~ 85%RH	
Sound Power <sup>*2</sup>	Printing mode: 7.13B Ready mode: 5.30B	
Sound Pressure <sup>*2</sup>	Printing mode: 53.4dB Ready mode : 14.9B (Reference value)	
<b>Consumables</b>		
Initial Toner <sup>*3</sup>	<b>Page Yield</b>	<b>Order Code</b>
Standard Capacity Toner Cartridge <sup>*3</sup>	2,000 pages	N.A.
High Capacity Toner Cartridge <sup>*3</sup>	2,700 pages	C13S050690
Photoconductor Unit <sup>*4</sup>	10,000 pages	C13S050689
	100,000 pages	C13S051228
Fuser Unit (220V)	100,000 pages	C13S053049
<b>Options</b>		
250-Sheet Paper Cassette	C12C802761	
128MB Additional Memory	7108435	
512MB Additional Memory	C12C822121	
1GB Additional Memory	7108437	

**Dimensions & Weight**

**AL-M300D/M300DN**  
**Weight: 12kg (26.5lb)**



\*1 The recommended average print volume estimate for optimum device performance after factoring supplies replacement intervals and device life.

\*2 Complies with ISO-9296.

\*3 According to IEC/ISO 19752 yield measurements. Yield may vary depending on printing variables and conditions including toner and page coverage, continuous or intermittent.

\*4 The stated page yield is a reference only and is based upon data taken from Epson's internal testing under Best-Case-Scenario conditions. Various factors, such as intermittent print (with a few pages per job), paper size, paper direction, thick paper printing, print image ratio, frequency of shifts to power saving mode, frequent turning on and off of the power switch, will have an effect on the page yield. As such, the printable pages of consumables might decrease to half or less as a result of the printing conditions and printing environment.



© 2019 Epson Singapore Pte Ltd. All Rights Reserved. Reproduction in part or in whole, without the written permission from Epson, is strictly prohibited. EPSON and EXCEED YOUR VISION are registered trademarks of Seiko Epson Corporation. All other products names and other company names used herein are for identification purposes only and are the trademarks or registered trademarks of their respective owners. Epson disclaims any and all rights in those marks. Print samples shown are simulations only. Specifications and product availability are subject to change without notice and may vary between countries. Please check with local Epson offices for more information.

Information correct as at April 2019