



STAEDTLER®



FIMO®

M A D E b y
Y O U ♥

CREATIVE IDEAS

Catalogue Modelling





FIMO®

M A D E *b y*
Y O U ♥



CONTENTS

FIMO® MADE BY YOU ♥

	FIMO Range	04-05
	Tips & tricks page	06-07
FIMO® kids	FIMO MADE BY YOU ♥	09

FIMO® kids	Tutorial "Funny Beetles"	14
	Individual Colours	15
	form&play	16-19
	Funny kits	20-21
	create&play	22-23

FIMO® soft / FIMO® effect / FIMO® liquid / FIMO® leather-effect

FIMO® soft	Tutorial "Upcycling DIY plant pot"	26
	Individual colours	27
	Large block, Colour packs	28-29
FIMO® effect	Individual colours, Colour packs	30-31
FIMO® liquid	Oven-hardening liquid gel	33
FIMO® leather-effect	Tutorial "Bow pin", individual colours, DIY sets	34-37
FIMO®	Fantasy globes	38-39
	Bead roller, bead piercing needles	40-41
	Creative accessories	42-43
	Texture sheets	44-45
	Silicone push moulds, clay moulds	46-47

FIMO® professional / FIMO® professional doll art

FIMO® professional	Tutorial "Necklace made of FIMO and leaf metal"	50
	Individual colours, large block, colour packs	51-53
FIMO® professional doll art	Individual colours, large block, colour packs	54
FIMO® professional modelling tools	Cutters, scraper set	55

FIMO® air

FIMO® air	Tutorial "DIY Bowl"	58
FIMO® air, wood, granite	Blocks	59-63



With **FIMO® kids** easy modelling is guaranteed! It is **particularly smooth, easy to shape** and available in a wide variety of bright colours. This modelling clay lets the young artists run free with their imagination and create their own toys.



With **FIMO® soft** you can turn your ideas into reality. The modelling clay is ready to use and easy to blend – **ideal for beginners and hobby artists**. Easily workable, it has **21 brilliant colours** for you to work with!

FIMO® effect gives your artwork that certain something: your creation will **shine, shimmer and sparkle**. Available in a **variety of different shades and effects** like nightglow or gemstone, this opens up a whole world of stunning options.



FIMO® liquid is an oven-hardening gel, suitable for **beginners as well as for more advanced users**. It has a thick and fluid consistency. After hardening, it is extremely flexible. FIMO liquid comes with a practical dosage tip for **pinpoint application and clean handling**. It is available in different colours like gold, silver, black and also in transparent. It is compatible with FIMO soft, FIMO effect, FIMO leather-effect and FIMO professional.



With **FIMO® leather-effect** you can create projects with a **leather-like look!** As the texture and colour palette of FIMO leather-effect are reminiscent of real leather. After hardening, the clay stays flexible and can be cut, sewn and embossed. **12 strong colours** invite to create and try out.





FIMO® tools help you take your creations to the next level: with these you can easily embellish your artworks, create **unique details** as well as original **patterns and designs**. We offer you modelling tools and acrylic rollers, moulds and varnishes as well as a large selection of decorative items.



FIMO®air is particularly easy to work with because it is not fired in an oven – **it air dries**. Even after that, you can continue to process your creation by **sanding, drilling, filing, painting or polishing** it.



FIMO® professional is the clay for meeting the highest requirements of professionals, artists and advanced clay users. Its firm consistency allows **detailed** working and guarantees **dimensional stability**.

FIMO® professional doll art is specifically suitable for **filigree doll and sculpture modelling** – thanks to its very high dimensional stability. The modelling clay is ideal for adding parts and smoothing over joints. Due to the special formula with excellent opacity, **6 natural skin tones** can be used to create enchanting miniature faces. The colours can be mixed perfectly to give the modelled faces lifelike character with **semimatt porcelain finish**.



Tips & Tricks

for working with FIMO® (oven-hardening)



The right working surface

You can use a range of working surfaces for FIMO: **tiles, glass sheets** or **backing paper**. These surfaces ensure that no unwanted patterns are created on the FIMO as you work. They are also particularly easy to remove the modelling clay from.

Keeping hands and work surfaces clean

It is best to clean your hands and work surfaces with a **damp cloth**. This is gentle on the skin (particularly if you have been doing a lot of work with FIMO) and removes dust and dirt, to prevent them from being transferred to the modelling clay.



The best way to store FIMO®

If you have FIMO left over after crafting, it can be stored and **reused**. Oven-hardening FIMO must be stored in a **dust free** but **not airtight** environment. Storage should also protect against heat and sun. We recommend you store FIMO in a **cool, dry place** in **aluminium foil** or **plastic bags**, avoiding contact with polystyrene, PVC or styrofoam.



Creating accents with structured surfaces

Using **texture sheets or simple everyday objects** like a sponge, a lace doily or a leaf, great patterns can be created onto the modelled sheet. Just lay it on, press gently and carefully pull it off.

Marbling

By **twisting and kneading** different colours together, great marble effects can be created. The classic modern trend can be applied to FIMO models easily and create a very special look.



Mix colours

By **mixing FIMO colours together**, new and individual colours can be created. The FIMO blocks are divided into 8 portions, which makes the mixing of individual colours very easy.

Colour gradients

Colour gradients can also be made very easily by using different coloured FIMO clays. This effect gives the creations **depth and a special look**. Whether striking or subtle – the gradients can be designed individually.



Embellishing


With leaf metal, gloss or matt varnishes you can easily achieve stunning effects. After hardening your creation in the oven simply apply a piece of leaf metal with a brush and carefully press the leaf metal onto the FIMO. Afterwards seal it with gloss varnish. Using **light and gloss effects** to create **shimmering accents** makes your FIMO creation an eye-catcher.

Find even more tips
under www.fimo.com



FIMO®

M A D E b y
Y O U ♥



MADE BY YOU ♥

Young. Fresh. Bursting with colours.

Spark your customer's creativity with our FIMO MADE BY YOU ♥ sets and tutorials.

Easy to follow and for everybody to recreate: from stunning home deco to eye-catching jewellery and beautiful seasonal projects.

On request we offer video tutorials, images and texts on creative FIMO projects:



**Video
tutorial**

+



**Images
of the individual
steps**

+



**Written instruction
in German & English**

Get more inspiration on our website www.fimo.com or check out our social media channels and dive into a world full of creativity!



@fimostaedtler



#myFIMO



@STAEDTLER





MADE BY YOU ♥





FIMO® Made by you

DIY KIT 'PHOTO CLIP HOLDER' 8025 DIY1

Content: 4 half blocks à 25 g (2 x emerald, pastel mint, raspberry), 3 x photo clip holders, instructions, min. order quantity: 5



FIMO® Made by you

DIY KIT 'KEYCHAIN' 8025 DIY3

Content: 4 half blocks à 25 g (white, sunflower, raspberry, peppermint), 4 x key chains, instructions, min. order quantity: 5



FIMO® Made by you

DIY KIT 'NECKLACE' 8025 DIY4



Content: 4 half blocks à 25 g (white, pastel vanilla, pastel rosé, pastel aqua), 2 x necklaces, 2 x eye pins, instructions, min. order quantity: 5



FIMO® Made by you

DIY KIT 'EARRING' 8025 DIY5

Content: 4 half blocks à 25 g (pale pink, jade, aqua, black), 2 earring sets, 10 jump rings, 2 eyepins, set of 3 round cutters, 1 step-by-step instructions, min. order quantity: 5





Made for little big talents!

>> Funny Beetles <<



For big and small: With the Funny Beetles anyone can shape their very own lucky charm! Counting the dots on the back one can easily recognize to which sort the bug belongs to. The most common one is the 7-dotted ladybug. How many dots does your ladybug have?

Find the full tutorial here:

www.fimo.com

@fimostaedtler



1. Cut off 4 portions from a block of Glitter Red FIMO kids clay. Roll it into a ball for the body.



5. Shape a small nose and press it onto the head. Use a cocktail stick to make holes for eyes. Use a piece of drinking straw cut in half to make a mouth.



2. Shape one and a half portions of Black into a ball for the head.



6. Roll tiny pieces of FIMO into balls for the spots. Flatten them slightly then press onto the body. Make 9 (or 7) spots.

Bake FIMO in a pre-heated oven at 110 °C for 30 minutes. Cool before handling.



3. Press the head onto the body, keeping both pieces rounded and even.



4. Divide a ¼ portion into 2 pieces then shape into 2 cm antennae. Make 2 holes in the head with the end of a small brush. Press the antennae into the holes.



MATERIALS

- 1 block FIMO kids "glitter red" 8030-212
- 1 block FIMO kids "black" 8030-9
- A tile, modelling tools, cocktailstick, small paintbrush, wet wipes, ruler, scissors, straw

level crafting time 110 °C



easy



ca. 30 min



30 min

FIMO® KIDS – MODELLING AND PLAYTIME FUN



FIMO® kids

**STANDARD BLOCK
8030-..**



42 g, 55 x 55 x 10 mm,
segmented into 8 portions,
min. order quantity: 8


Product information

- Oven-hardening modelling clay
- Designed specifically for children
- CE-conform
- Particularly soft shaping and hardening
- 15 vibrant colours
- Practical division into 8 portions for easy blending
- Easy to open
- Modelling fosters creativity, imagination and spatial perception and trains and develops fine motor skills



FORM&PLAY

Sets with decorative playing surfaces, 4 blocks of 42 g each, modelling stick, step-by-step instructions, funny stickers and gripping cut out templates.



1. Knead



2. Harden



3. Play



Create your own toys!

Product information

- Form&play – combination of modelling and playing
- Knead, harden, play
- Especially soft modelling clay
- Exciting projects with detailed step-by-step instructions
- Decorative playing surface, funny stickers and gripping cut out templates increase the playing value of the set
- Attractive, child-friendly instructions to keep and collect
- Fosters: fine motor skills, creativity, imagination and role playing
- Packaging: Reclosable box

Content: 7 items!



Every instruction is set up equally.

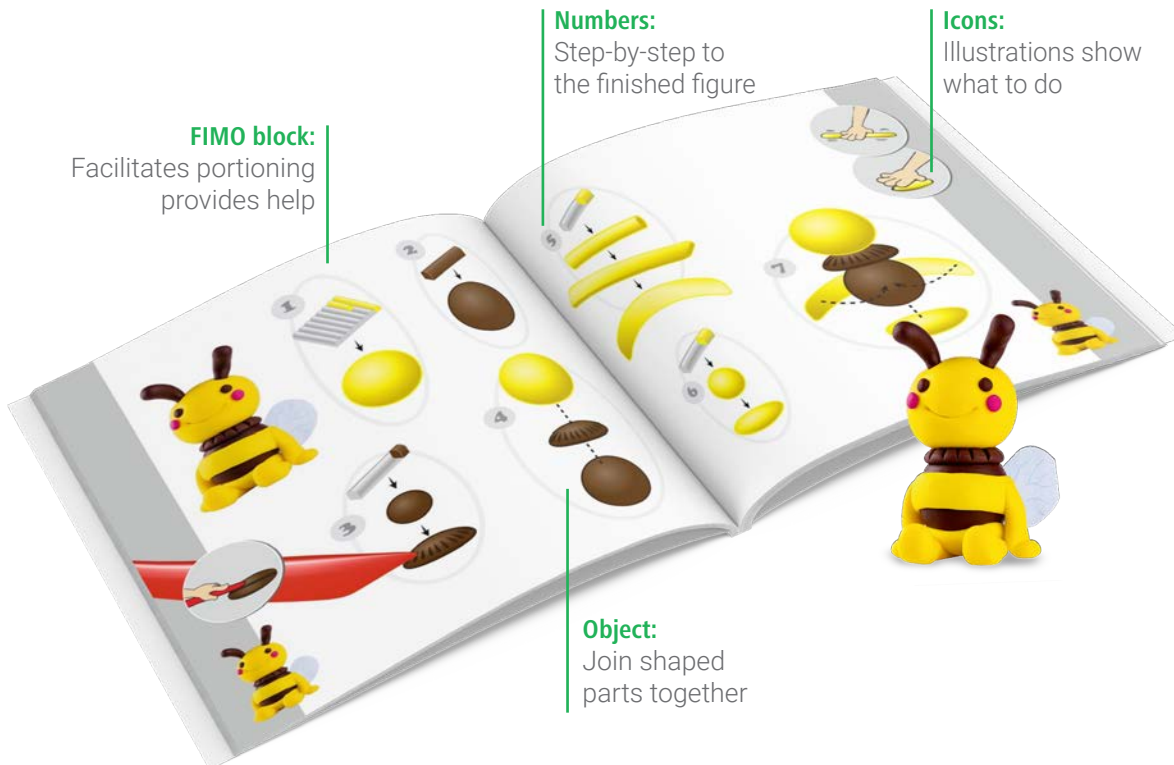
THIS IS HOW THE INSTRUCTIONS WORK:

FIMO block:
Facilitates portioning provides help

Numbers:
Step-by-step to the finished figure

Icons:
Illustrations show what to do

Object:
Join shaped parts together





FIMO® kids

SET 'FARM' 8034 01 LZ

Content: 4 blocks à 42 g (white, pale pink, brown, black), modelling stick, step-by-step instructions, cut out templates / playing surface, sticker, instruction, min. order quantity: 5



FIMO® kids

SET 'PETS' 8034 02 LZ

Content: 4 blocks à 42 g (white, orange, brown, black), modelling stick, step-by-step instructions, cut out templates / playing surface, sticker, instruction, min. order quantity: 5



FIMO® kids

SET 'DINO' 8034 07 LZ

Content: 4 blocks à 42 g (red, light brown, brown, green), modelling stick, step-by-step instructions, cut out templates / playing surface, sticker, instruction, min. order quantity: 5



FIMO® kids

SET 'PONY' 8034 08 LZ

Content: 4 blocks à 42 g (white, brown, glitter gold, black), modelling stick, step-by-step instructions, cut out templates / playing surface, sticker, instruction, min. order quantity: 5



FIMO® kids

SET 'UNICORN' 8034 19 LZ

Content: 4 blocks à 42 g (light pink, pearl yellow, glitter pink, glitter blue), modelling stick, step-by-step instructions, cut out templates / playing surface, sticker, instruction, min. order quantity: 1



FUNNY KITS

Product information

- Designed especially for children
- Fast and easy to make
- Modelling fun with particularly soft modelling clay with high form stability
- Build funny objects with simple basic shapes
- Creating emotions with expressive faces
- Fosters: fine motor skills, creativity and imagination
- Additional Content: modelling stick and tattoo sheet
- Step-by-step-instructions on the back of packaging



FIMO® kids

SET 'PENGUIN' 8035 18

Content: 2 blocks à 42 g (white, black), modelling stick, FIMO kids tattoo sheet, min. order quantity: 6



FIMO® kids

SET 'KOALA' 8035 19

Content: 2 blocks à 42 g (grey, black), modelling stick, FIMO kids tattoo sheet, min. order quantity: 6



FIMO® kids

SET 'RABBIT' 8035 20

Content: 2 blocks à 42 g (pearl yellow, black), modelling stick, FIMO kids tattoo sheet, min. order quantity: 6



FIMO® kids

SET 'WHALE' 8035 21

Content: 2 blocks à 42 g (turquoise, glitter white), modelling stick, FIMO kids tattoo sheet, min. order quantity: 6



FIMO® kids

SET 'GLASSES HERO' 8035 22

Content: 2 blocks à 42 g (white, orange), modelling stick, FIMO kids tattoo sheet, min. order quantity: 6



FIMO® kids

SET 'RUBBER EATER' 8035 23

Content: 2 blocks à 42 g (white, pink), modelling stick, FIMO kids tattoo sheet, min. order quantity: 6



FIMO® kids

SET 'PICTURE MONSTER' 8035 24

Content: 2 blocks à 42 g (white, blue), modelling stick, FIMO kids tattoo sheet, min. order quantity: 6



FIMO® kids

SET 'SCRUNCHIE UNICORN' 8035 25

Content: 2 blocks à 42 g (white, glitter pink), modelling stick, FIMO kids tattoo sheet, min. order quantity: 6

create&play

The perfect gift idea!



CREATE&PLAY



In addition to fun and playing, the focus is on individual modelling. Instructions are designed to provide inspiration and stimulate the imagination.

Jewellery Set

- 4 blocks à 42 g
- 25 different beads
- Cord for necklace and bracelet
- Instructions on the inside of the box
- Modelling stick
- Short, concise instructions leave scope for own ideas and designs
- Quick results
- Reclosable box for storage



The perfect gift idea!



FIMO® kids

JEWELLERY SET 'HEARTS' 8033 01

Content: 4 blocks à 42 g (light pink, pink, violet, glitter white), 25 beads, 1 cord, step-by-step instructions, modelling stick, directions for use, min. order quantity: 1



FIMO® kids

JEWELLERY SET 'FLOWERS' 8033 02

Content: 4 blocks à 42 g (yellow, orange, red, glitter white), 25 beads, 1 cord, step-by-step instructions, modelling stick, directions for use, min. order quantity: 1








Made for creative bloomers!

>>Upcycling DIY flower pot<<



1.

Roll half a block each of FIMO soft in "white", "pale pink" and "sahara" into long cords (approx. 30 cm long).



2.

Make your rainbow by shaping the white FIMO cord into a "U". Position the FIMO soft "sahara" cord underneath it, followed by the cord in "flesh light" and "white". Cut off the surplus ends at the bottom edges of the rainbow using the blade.




3.

Create several rainbows like this and place them directly on the terracotta pot. It also looks pretty if you add little dots of FIMO in between.



4.

Roll some FIMO soft white into a long cord. Cut off two pieces and form them each into a shallow "U" shape.



5.

Now add several smaller pieces of the FIMO cord and press down.



6.

Roll some FIMO soft sahara into a long cord. Print out the template and shade over the reverse side of the paper with a soft pencil.



7.

Now go over the lines with an HB pencil to transfer the design to your flower pot.



8.

Position the FIMO cords on the lines you have traced and press down. Now harden all your terracotta pots with FIMO decorations for 30 minutes in a preheated oven at 110 °C / 230 °F on upper and lower heat.

Tip: If the FIMO won't stick to the terracotta pot after hardening, simply attach your design using superglue.

MATERIALS

- 1 block FIMO soft "white" 8020-0
- 1 block FIMO soft "pale pink" 8020-43
- 1 block FIMO soft "sahara" 8020-70
- FIMO blade set 8700 04
- Plant pot
- Super glue



level crafting time 110 °C



easy



ca. 30 min



30 min

Find the full tutorial here:

www.fimo.com [@fimostaedtlr](https://www.instagram.com/fimostaedtlr)

FIMO® SOFT – FUN FOR CREATIVE USERS



FIMO® soft

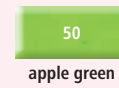
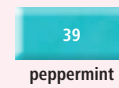
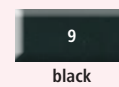
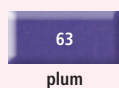
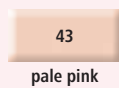
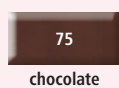
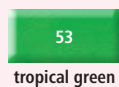
**STANDARD BLOCK
8020-..**



57 g, 55 x 55 x 15 mm,
segmented into 8 portions,
min. order quantity: 6

Product information

- Oven-hardening modelling clay
- Perfect for beginners and hobby artists
- Soft and smooth
- 21 vibrant colours
- Practical division into 8 portions for easy blending
- Compatible with FIMO effect, FIMO leather-effect and FIMO professional
- Easy to open
- Infinitely versatile: for jewellery, accessories and home deco items
- Extensive range of blocks, sets and accessories
- Showcase for presenting finished sample "Monstera Leaf"
- Intelligent, modular snap-in design
- 21 FIMO soft colours
- 288 blocks à 57 g
- Display inlay
- 1 Colour label






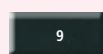
FIMO® soft

LARGE BLOCK 8021-..

454 g (1 lb), with portioning aid,
2 vibrant colours:
min. order quantity: 1



white



black

The ideal set for
beginners



FIMO® soft

BASIC SET 8023 10

Content: 9 half blocks à 25 g,
1 bottle of gloss varnish, modelling
stick, work sheet, instructions,
min. order quantity: 1



FIMO® soft

COLOUR PACK 'BASIC COLOURS' 8023 C12-1

Content: 12 half blocks à 25 g (white, lemon, raspberry, indian red, brilliant blue, peppermint, tangerine, tropical green, plum, caramel, dolphin grey, black), instructions, min. order quantity: 1



FIMO® soft

COLOUR PACK 'BASIC COLOURS' 8023 C24-1

Content: 24 half blocks à 25 g (white, lemon, sunflower, tangerine, indian red, cherry red, raspberry, pale pink, purple, lavender, plum, windsor blue, brilliant blue, pacific blue, peppermint, emerald, tropical green, apple green, light flesh, sahara, caramel, chocolate, dolphin grey, black), instructions, min. order quantity: 1



FIMO® soft

COLOUR PACK 'PASTEL COLOURS' 8023 C12-3

Content: 12 half blocks à 25 g (white, pastel vanilla, pistachio nut, pastel rosé, pastel aqua, pastel peach, pale pink, pastel mint, pastel lilac, sahara, dolphin grey, morning breeze), instructions, min. order quantity: 1

FIMO® EFFECT – EXQUISITE EXTENSION TO THE RANGE


Product information

- Oven-hardening modelling clay
- Effective addition to FIMO soft, FIMO leather-effect and FIMO professional
- Right degree of hardness for the respective effect
- 18 colours, 7 different effects (neon black light, nightglow, glitter, translucent, stone, metallic, gemstone)
- Practical division into 8 portions for easy blending
- Easy to open
- Infinitely versatile: for jewellery, accessories and home deco items

The perfect addition to FIMO soft, FIMO professional and FIMO leather-effect!



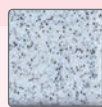
Similar hardness to FIMO soft



NIGHTGLOW
Fluorescent, highly luminous colour



GLITTER
Various colours for items in glitter look



STONE
Colours for an extraordinary stone appearance



NEON
Luminous neon colours with a particularly bright black light effect

Similar hardness to FIMO professional



TRANSLUCENT
Colours for translucent objects



METALLIC
Colours with exquisite metallic effects thanks to miniature particles



PEARL
Colours with a sophisticated pearly lustre



GEMSTONE
Gemstone colours with fascinating dual effect – transparent and pearl




FIMO® effect

STANDARD BLOCK
8010-.. / 8020-..



57 g, 55 x 55 x 15 mm,
segmented into 8 portions,
18 colours, min. order quantity: 6

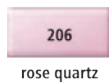
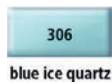
GLITTER COLOURS



TRANSLUCENT COLOURS



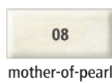
GEMSTONE COLOURS



NEON COLOURS



METALLIC COLOURS




NIGHTGLOW COLOUR



STONE COLOURS





FIMO® LIQUID



Product information

- Oven-hardening liquid gel
- Especially for beginners, hobby artists and professionals
- Thick, fluid consistency
- 4 different colours:
 - **Translucent** – especially clear and translucent
 - **Metallic gold and silver** – with shimmering pearlescent effect
 - **Black** – well covering colour brilliance
- Extremely flexible after hardening
- Practical dosage tip for pinpoint application and clean handling
- Ideal complement for FIMO modelling clay: compatible with FIMO soft, FIMO effect, FIMO leather-effect and FIMO professional

- Can be used in bakeable silicone moulds
- Resealable plastic bottle
- To embellish FIMO clays as well as a bond of hardened with non-hardened FIMO items
- Ideal for contouring and grouting techniques
- Image transfer from prints, graphite and pencil drawings
- Glaze effects: pure or dyed with FIMO modelling clay
- Mixing techniques: e.g. marbling and colour gradients
- Detailed instructions on the packaging



Glaze effect with modelling clay



FIMO® liquid

LIQUID GEL, 50 ml 8050-..

Content: Plastic bottle with dosage nozzle, hangable, Reclosable, min. order quantity: 6

00	9
translucent	black
11	81
gold	silver

FIMO®

GLOSS VARNISH 8704 01 BK

Content: Jar à 35 ml, min. order quantity: 5



VARNISHES

- Good adhesion and scratch-resistance properties
- For surface protection
- Milky consistency, transparent when dry
- Lightfast
- Water-based
- Gloss: for brilliant, high-gloss finishes
- Semi-gloss: for shimmering, semi-gloss finishes

FIMO® LEATHER-EFFECT

The perfect product to realise new and innovative ideas: After hardening, the surface and haptic is similar to leather.

Looks like leather, feels like leather – but it is FIMO leather-effect!

Product information


- Innovative oven-hardening modelling clay
- Makes extraordinary creative ideas and modelling techniques possible
- 12 attractive colours
- Effective addition to FIMO soft, FIMO effect and FIMO professional
- Soft and smooth clay
- Practical division into 8 portions for easy blending
- Easy to open
- After hardening the surface and haptic is similar to leather
- Thin surfaces are cuttable, punchable and sewable
- Infinitely versatile: for jewellery, accessories and home deco items
- Dermatologically tested

The real deal: form, cut, bend, sew and texturize however you want to!



>> Bow pin <<

This cute accessory will dress up any hairstyle!



MATERIALS

- 1 block FIMO leather-effect "watermelon" 8010-249
- Acrylic roller 8700 05
- Lumocolor non-permanent marker 311-9 S
- Template (download online)
- Super glue like Pattex ULTRA GEL
- Scissors, pin

level crafting time 130 °C



easy



ca. 20 min



30 min

Find the full tutorial here:

www.fimo.com @fimostaedtler




FIMO® leather-effect
**STANDARD BLOCK
 8010-..**




57 g, 55 x 55 x 15 mm,
 segmented into 8 portions,
 12 vibrant colours,
 min. order quantity: 6

*Limitless ideas:
 combine and mix all colours!*



029
 ivory



109
 saffron yellow



179
 ochre



229
 berry



249
 watermelon



309
 indigo



369
 lagoon



519
 olive



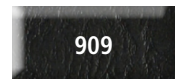
749
 rust



779
 nut



809
 dove grey



909
 black



FIMO® leather-effect
**COLOUR PACK
 8013 C12-2**

Content: 12 half blocks
 à 25 g (ivory, saffron
 yellow, ochre, berry,
 water-melon, indigo,
 lagoon, olive, rust, nut,
 dove grey, black),
 instructions,
 min. order quantity: 1



FIMO® leather-effect
**TOOL BOX
 8019 01**

Content: 1 block à 42 g (white),
 5 blocks à 25 g (black, ivory, olive,
 rust, berry, indigo), 1 stamp set,
 1 perforate wheel, 1 modelling tool
 set, 1 step-by-step instruction
 min. order quantity: 1

DIY SETS

Product information

- 4 DIY kits including easy step-by-step instructions and accessories
- Innovative oven-hardening modelling clay: after hardening, the surface and haptic is similar to leather
- Kits suitable for beginners and hobby creatives
- Model easily enchanting and unique pieces
- Unlimited possibilities: For jewellery making, accessories and home deco



FIMO® leather-effect

DIY KIT 'TASSEL' 8015 DIY2

Content: 4 half blocks à 25 g (saffron yellow, indigo, berry, black), 1 black elastic band (70 cm), 10 split rings, instructions, min. order quantity: 1



FIMO® leather-effect

DIY KIT 'PLANT HANGERS' 8015 DIY3

Content: 4 half blocks à 25 g (2 x ivory, 2 x rust), 1 string (10 m), instructions, min. order quantity: 1



FIMO® leather-effect

DIY KIT 'GLASSES CASE' 8015 DIY4


Content: 4 half blocks à 25 g (2 x lagoon, 2 x black), 1 black elastic band (70 cm), instructions, min. order quantity: 1



FIMO® leather-effect

DIY SET 'WALL HANGING' 8015 DIY6

Content: 4 half blocks à 25 g (2 x ivory, ocre, rust), 1 string, 10 metal tubes, template, 1 instructions, min. order quantity: 1



FANTASY GLOBES

Product information

Snow globes:

- Transparent top with base and plug
- For customisable creativity
- Suitable to use with all kinds of oven-hardening FIMO
- Detailed instructions
- For collecting and giving away

Water clarifying agent:

- Glass bottle à 10 ml
- Prevents water from clouding

Snow:

- Glass bottle à 4 g

Tip for long-lasting, untarnished delight: pour FIMO snow into distilled water and add a drop of washing-up liquid. FIMO water clarifying agent prevents clouding!





FIMO®

SNOW GLOBE, ROUND
8629 42

Content: Transparent top with base, dimensions: approx. 86 x 75 mm, min. order quantity: 1



FIMO®

WATER CLARIFYING AGENT
8603 BK

Content: Glass bottle à 10 ml, min. order quantity: 5



FIMO®

SNOW
8613 BK

Content: Glass bottle à 4 g, min. order quantity: 5



BEAUTIFUL JEWELLERY

Product information

Bead piercing needles:


- 50 bead piercing needles in 2 thicknesses (Ø 0.8 mm and Ø 1.7 mm)
- In reclosable plastic tube
- For distortion-free piercing of modelled objects and beads







FIMO®

BEAD PIERCING NEEDLES 8712 20

Content: 50 bead piercing needles, min. order quantity: 1





CREATIVE ACCESSORIES

Product information

- Tools and appliances designed specifically for the use with FIMO
- Multiplies the possibilities for the perfect finish
- Safe handling, accurate results

Shaped cutters:

- 6 different metal mini shaped cutters

Grind'n polish set:

- Sanding sponges for dry and wet sanding and smoothing of hardened FIMO surfaces
- 3 different grades (fine, superfine, microfine)
- For round and curved surfaces
- Easy to wash out, reusable

Modelling tools:

- 2 different sets with 4 different plastic modelling sticks

Acrylic roller:

- For evenly rolling out FIMO
- For a particularly smooth surface

Oven thermometer:

- With red silicone cover – heat protection for hands
- Easy-to-read dial
- Hook for hanging in oven
- Range 0 - 300 °C, temperature tolerance +/- 2 %

Blade sets:

- High-quality blades for clean-cut edges
- Precise cutting results
- Made of stainless steel
- Rubber grip for preventing injury



FIMO®

STEMPELSET

8700 09

- Ideal for beginners and hobby artists
- Easy individualization of FIMO and FIMOair
- A selection of 88 characters offers a variety of compilation options
- The 88 characters include: 49 letters from A to Z; 19 numbers from 0 - 9; 20 special characters
- Letter height: approx. 5 mm
- Plastic holder approx. 10 cm in the well-known FIMO red for precise stamping





FIMO®

GRIND'N POLISH SET 8700 08

Content: 3 sanding sponges,
min. order quantity: 5



FIMO®

SHAPED CUTTERS 8724 03

Content: 6 shaped cutters,
size: Ø 2 cm,
min. order quantity: 5



FIMO®

OVEN THERMOMETER 8700 22

Content: Oven thermometer
with silicone heat guard,
min. order quantity: 1



FIMO®

MODELLING TOOLS 8711 WP4-2

Content: 4 modelling
sticks,
min. order quantity: 10



FIMO®

MODELLING TOOLS 8711

Content: 4 modelling sticks,
min. order quantity: 10



FIMO®

ACRYLIC ROLLER 8700 05

Content: 1 acrylic roller,
dimensions: Ø 25 mm, 20
cm long,
min. order quantity: 5



FIMO®


MIXED BLADE SET, 3 PIECES 8700 04

Content: 1 rigid, 1 flexible and
1 serrated blade, 2 rubber grips,
min. order quantity: 5

TEXTURE SHEETS

Product information

- Surface designs for extravagant effects
- Dimensions: approx. 150 x 168 mm motif area
- Place, press, remove – finished!
- 3 different textures available
- Clear contours and accurate results
- Transparent material ideal for accurate positioning
- Flexible and hard-wearing
- For flat and curved objects
- Suitable for frottage technique using karat oil pastels
- Long service life



Transparent material





FIMO®

TEXTURE SHEET 'WOOD'
8744 10

Content: 1 texture sheet,
min. order quantity: 10



FIMO®

TEXTURE SHEET 'LACE TRIM'
8744 16

Content: 1 texture sheet,
min. order quantity: 10



FIMO®

TEXTURE SHEET 'LEATHER'
8744 13

Content: 1 texture sheet,
min. order quantity: 10

SILICONE PUSH MOULDS

Product information

- Made from heat-resistant silicone
- Precise, easy demoulding
- Very flexible
- Hard-wearing material
- Can be cured in the oven (max. 130 °C)
- Long service life
- Easy to clean
- Ideal for fashion accessories, greeting cards, invitations, scrapbooking, collages, table decorations, jewellery, home decorations, etc.
- Dimension: Ø 7 cm






FIMO®

SILICONE PUSH MOULD 'STARS' 8725 20


Content: 1-piece mould with 6 diff. motifs,
Size of motif: motif 1: 7 x 5 mm,
motif 2: 14 x 14 mm, motif 3: 14 x 10 mm,
motif 4: 23 x 16 mm, motif 5: 26 x 26 mm,
motif 6: 31 x 28 mm,
min. order quantity: 5



FIMO®

SILICONE PUSH MOULD 'FLOWERS' 8725 22

Content: 1-piece mould with 5 diff. motifs,
Size of motif: motif 1: 19 x 21 mm,
motif 2: 21 x 22 mm, motif 3: 20 x 23 mm,
motif 4: 16 x 21 mm, motif 5: 20 x 20 mm
min. order quantity: 5



FIMO®

SILICONE PUSH MOULD 'HEARTS' 8725 23

Content: 1-piece mould with 5 diff. motifs,
Size of motif: motif 1: 10 x 15 mm,
motif 2: 11 x 19 mm, motif 3: 20 x 25 mm,
motif 4: 22 x 30 mm, motif 5: 25 x 30 mm,
min. order quantity: 5



FIMO®

SILICONE PUSH MOULD 'BOWS' 8725 24

Content: 1-piece mould with 5 diff. motifs,
Size of motif: Motif 1: 3 x 15 mm,
motif 2: 15 x 21 mm, motif 3: 19 x 25 mm,
motif 4: 16 x 27 mm, motif 5: 26 x 28 mm,
min. order quantity: 5






FIMO®

SILICONE PUSH MOULD 'BUTTONS' 8725 26

Content: 1-piece mould with 3 diff. motifs,
Size of motif: Motif 1: 15 x 15 mm,
motif 2: 26 x 26 mm, motif 3: 32 x 32 mm,
min. order quantity: 5







Made for detail geeks.

>>Necklace made of FIMO and leaf metal<<



Small beads that impress by combining fresh, trendy colours and exquisite leaf gold metal. The larger beads are even more stunning: not only do they wow with colourful surface patterns – you can even see the leaf gold metals sparkling through from the inside.

Find the full tutorial here:

www.fimo.com [@fimostaedtler](https://www.instagram.com/fimostaedtler)



1. Cut half a block of each the violet and the turquoise FIMO professional into four strips. Then divide these into four small, three medium-sized and three large pieces, as pictured. Roll these into balls. Flatten the smallest four balls of each colour.



4. Diagonally cut the violet and white FIMO professional in half. Join two halves each to create one two-coloured block. Using the roller roll out this block, fold in half (placing violet on violet, white on white) and repeat until you have a smooth transition of colours.



2. Carefully tear off small bits of the leaf gold metal and place on as many balls as you like. Using a knitting needle carefully make a hole into each bead. Harden them in the oven at 110 °C for 30 min. After cooling, varnish the beads with the gloss to prevent the leaf gold from rubbing off.



5. Roll up the flattened sheet, beginning with the light-coloured end. The darker colour will be on the outside.



3. Mix two strips of the transparent FIMO professional with a sheet of gold leaf. Knead together until fully intermixed. With the acrylic roller flatten the mixture, until it is approx. 1/2 mm thick. Then use it to wrap around the medium-sized beads: The thinner the gold mixture is, the more impressive the depth effect will be.



6. Cut the cane in half and add a strip of white FIMO professional. Repeat this process twice until your cane has a pattern with an eight-pointed star.

Find out how to create even more beads on the FIMO website!



MATERIALS

- 1 block FIMO professional "white" 8004-0
- 1 block FIMO professional "turquoise" 8004-32
- 1 block FIMO professional "ultramarine" 8004-33
- 1 block FIMO professional "violet" 8004-61
- 1 block FIMO effect "translucent white" 8020-014
- Leaf metal gold 8781-11
- Blade set 8700 04
- Grind'n polish set 8700 08
- Acrylic roller 8700 05
- Gloss varnish 8703 01 BK
- Oven thermometer 8700 22

level crafting time 110 °C

hard ca. 50 min 30 min

FIMO® PROFESSIONAL – THE CLAY FOR THE HIGHEST OF DEMANDS



FIMO® professional

STANDARD BLOCK 8004-..

85 g, 55 x 55 x 24 mm,
segmented into 8 portions,
24 brilliant colours,
min. order quantity: 4



Product information


- Oven-hardening modelling clay
- Especially for professionals, artists and advanced users
- Firm consistency for particularly filigree items
- 24 brilliant colours, incl. 5 True Colour colours
- Practical division into 8 portions for easy blending
- Compatible with FIMO soft, FIMO effect, FIMO leather-effect and FIMO professional doll art
- Easy to open
- Consistent high level of quality for meeting the highest of demands
- Infinitely versatile: for jewellery, accessories and home deco items

Colour packs:

- 2 different sets
- True Colours with the purest of pigments (with colour mixing system – for exact and brilliant blending results)
- Basic Colours

Mix quick:


- Clay softener
- Extra soft material for kneading into firm FIMO
- For an easier and faster softening of firm FIMO




0
white




4
orange




9
black



29
carmine



34
navy blue




62
lavender



80
dolphin grey




210
true magenta




02
champagne




5
sap green




17
ochre



32
turquoise



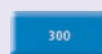
57
leaf green




74
terracotta




100
true yellow




300
true blue




1
lemon yellow




6
purple



23
bordeaux



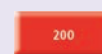
33
ultramarine



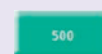
61
violet



77
chocolate



200
true red



500
true green



FIMO® professional

**LARGE BLOCK
8041-..**

454 g (1 lb), with portioning aid, 24 brilliant colours,
min. order quantity: 1

*Comes in 24
brilliant colours!*

 0 white	 1 lemon yellow	 02 champagne
 4 orange	 5 green	 6 purple
 9 black	 17 ochre	 23 bordeaux
 29 carmine	 32 turquoise	 33 ultramarine
 34 navy blue	 57 leaf green	 61 violet
 62 lavender	 74 terracotta	 77 chocolate
 80 dolphin grey	 100 true yellow	 200 true red
 210 true magenta	 300 true blue	 500 true green



FIMO® professional

COLOUR PACK 'TRUE COLOURS'
8003 01

Content: 6 blocks à 85 g (white, true yellow, true red, true magenta, true blue, true green), blending table, min. order quantity: 1



FIMO® professional

COLOUR PACK 'BASIC COLOURS'
8043 C12-1

Content: 12 half blocks à 25 g (white, champagne, true yellow, true red, true magenta, true blue, orange, true green, violet, terracotta, dolphin grey, black), instructions, min. order quantity: 1



FIMO®

MIX QUICK
8026

Content: 100 g block, min. order quantity: 10



FIMO® PROFESSIONAL DOLL ART

Product information

- Especially suitable for doll-making applications
- Ideal for the adding of parts and smoothing over of joints
- Extremely pliable and dimensionally stable
- Natural colours with semi-matt porcelain finish
- Practical division into 8 portions
- Special formula with excellent opacity for miniature faces
- Compatible with FIMO professional, FIMO soft, FIMO effect and FIMO leather-effect
- 6 doll art colours



FIMO® professional doll art

DOLL ART 8027-..

85 g, 55 x 55 x 24 mm, segmented into 8 portions, 6 colours, min. order quantity: 4



03 porcelain semi-opaque	44 beige semi-opaque
45 sand opaque	78 nougat opaque
432 rosé semi-opaque	435 cameo opaque

FIMO® professional doll art

COLOUR PACK 8073 C12-1

Content: 12 half blocks à 25 g (white, porcelain, true yellow, ochre, carmine, rosé, cameo, beige, sand, terracotta, nougat, black), instructions, min. order quantity: 1



MODELLING TOOLS

Clay scraper set:

- High-class design
 - 2 flexible scrapers (tooth scraper, smooth scraper)
 - Made of stainless steel
 - Ideal for embossing and scoring patterns
- For shaping, smoothing, measuring (cm / inch scale), and portioning
 - Facilitates the removal from smooth surfaces
 - Easy to clean





FIMO® professional

CLAY SCRAPER SET 8700 15

Content: 2 extra flexible scrapers (tooth scraper, smooth scraper), dimensions:

tooth scraper 128 x 54 mm,
smooth scraper 130 x 65 mm,
min. order quantity: 5





FIMC^{air}



Air-drying modelling clays
no bake. JUST MAKE.

>>DIY bowl made of air-drying FIMOair<<



These self-made bowls made of FIMOair are perfect for all small items such as jewellery, cosmetics, keys or paper clips. With that the chaos and searching has finally come to an end!

Difficulty level:



easy

Time required:



ca. 20 min


Find the full tutorial here:

www.fimo.com [@fimostaedtler](https://www.instagram.com/fimostaedtler)



1. Roll out a block of FIMOair in white with the acrylic roller to form an approx. 6mm thick sheet on a piece of baking paper. Take a round cookie cutter with the size of your choice (e.g. 10cm) and cut out the basic shape of your bowl.


Tip: In order to achieve an even thickness, you can put a pencil next to the mass to be rolled out and roll over it with the acrylic roller. These „spacers“ ensure that your plate is evenly thick.




2. Place the cut-out circle on your porcelain or glass bowl, press it gently so that it hugs the bowl. This then results in a beautiful, semicircular shape for your bowl.



3. Smooth everything with wet hands. You can smooth out cracks, transitions, and bumps with the dampened modeling stick or with a dampened finger. Now let your clay bowl dry on the bowl for at least 24 hours at room temperature.




4. When your bowl is done drying, carefully remove it from the bowl. Also check whether the inside of the bowl has dried, if not, put the bowl aside again and let it dry. You can easily sand off sharp edges or bumps with the dampened sanding sponge.



5. Now it's time to paint! Take acrylic paints of your choice and paint your bowl according to your ideas. Let the paint dry well.

Tip: You can easily mix the colours with each other and thus have an even larger choice of colours.



6. A few splashes of paint now look great. Mix any colour, such as black with a little water, and pick up the colour with a toothbrush. Put on a disposable glove. Now you stroke the bristles with your thumb so that splatters appear on your bowl. Let everything dry well.




7. Finally, paint your bowl with FIMO gloss varnish and let it dry well again. The varnish makes the bowl shine like glazed ceramic and protects against moisture and dirt.

If you feel like it, you are welcome to design additional bowls in different sizes and colours. Your creativity knows no limits!

MATERIAL OVERVIEW

- FIMOair "white" 8100
- acrylic roller 8700 05
- FIMO modelling tool 8711
- blade set 8700 04
- FIMO gloss varnish 8703 01 BK
- FIMO sanding sponges (8700 08)
- Design Journey synthetic brush 989 SBK3-3
- Design Journey acrylic paints 8500 C24
- toothbrush
- backing paper
- 2 pencils (hexagon) as a spacer
- small bowls of water



to moisten your fingers

- paper plate or base for
- acrylic paint
- disposable gloves
- round cookie cutters
- small bowl (about the same diameter as the cookie cutter)

FIMO®air – AIR-DRYING MODELLING CLAYS

Product information

- Air-drying modelling clays
- With natural substances
- Ideal for art, recreation and hobby as well as for educational purposes in schools, pre school and other similar facilities



FIMO®air:

- Clay-like
- Ready to use
- Dimensionally stable, neutral smell
- Smooth consistency
- Foil packaging prevents the drying out of the modelling clay
- Hardened models can be modified (filed, sanded, drilled, painted, varnished)
- Contains at least 95% natural substances



FIMO®air wood-effect:

- Wood-like
- Ready to use
- Dimensionally stable, neutral smell
- Smooth consistency
- Foil packaging prevents the drying out of the modelling clay
- Hardened models can be modified (filed, sanded, drilled, painted, varnished)
- Contains at least 95% natural substances



FIMO®air granite-effect:

- Granite-like touch & feel
- Ready to use
- Dimensionally stable, neutral smell
- Smooth consistency
- Foil packaging prevents the drying out of the modelling clay
- Hardened models can be modified (filed, sanded, drilled, painted, varnished)
- Contains at least 85% natural substances






FIMO®air
BLOCK 500 g
8100-..

1 block, 500 g, 4 colours,
 min. order quantity: 12

*Modelling
 without a kiln!*

- 0
white
- 43
pale pink
- 76
terracotta








FIMO®air wood-effect

**BLOCK 350 g
8150-W7**

1 block, 350 g, 1 colour,
min. order quantity: 12

W7
wood





FIMO^{air} granite-effect
BLOCK 350 g
8150-G8

1 block, 350 g, 1 colour,
min. order quantity: 12





© STAEDTLER SA (PTY) LTD
10 Drakensburg Drive,
Longmeadow Business Estate-West,
Edenvale, 1609

Service.ZA@staedtlr.com
www.creativesouthafrica.co.za

