

---

## Risk assessment of four Asian knotweeds in Europe

R. Beringen, R.S.E.W. Leuven, B. Odé,  
M. Verhofstad & J.L.C.H. van Valkenburg



FLORON report 2018.049.e1

## Publication details

Publication status:	Final
Report number:	FL2018.049.e1
Date of publication:	November 2019
Title:	Risk assessment of four Asian knotweeds in Europe
Citation method:	R. Beringen, R.S.E.W. Leuven, B. Odé, M. Verhofstad & J.L.C.H. van Valkenburg (2019). Risk assessment of four Asian knotweeds in Europe FLORON report: 2018.049.e1
Cover photograph:	Overgrowth of Bohemian knotweed ( <i>Reynoutria × bohemica</i> ) near Oosterbeek (Photo: Ruud Beringen).
Project number:	FL2018.049
Project leader:	Baudewijn Odé
Implementation:	FLORON and Radboud University Nijmegen
Project team:	Ruud Beringen, Rob Leuven, Baudewijn Odé, Michiel Verhofstad and Johan van Valkenburg
Commissioned by:	Ministry of Agriculture, Nature and Food Quality Netherlands Food and Consumer Product Safety Authority (NVWA) J. Leferink Postbus 43006 3540 AA Utrecht
Publication approval:	B. Odé (FLORON project leader)
Initials:	

© 2019 FLORON, Nijmegen. FLORON studies and protects wild plants.

*FLORON is a brand name of the RAVON Foundation.*

## Contents

Summary	7
Samenvatting	9
1 Introduction	11
1.1 Background	11
1.2 Research request	12
1.3 Document structure	12
2 Materials and method	13
2.1 Literature review	13
2.2 Taxonomy and nomenclature of the species being assessed	13
2.3 Delineation of species being assessed	13
2.4 Distribution in the Netherlands	14
2.5 Distribution in Europe	14
2.6 Risk assessment and classification using Harmonia+	15
2.7 Comparison with other risk assessments	17
3 <i>Reynoutria japonica</i> – Japanese knotweed	18
3.1 Species description	18
3.1.1 Taxonomy	18
3.1.2 Nomenclature	18
3.1.3 Range	19
3.1.4 Characteristics	19
3.1.5 Reproduction and dispersal	20
3.1.6 Habitat and ecology	22
3.2. Distribution	23
3.2.1 Invasion history of potential distribution area	23
3.2.2 Pathways of introduction	24
3.2.3 Climate and biogeography	26
3.2.4 Occurrence within the EU	27
3.3 Impacts	29
3.3.1 Biodiversity and ecosystems	29
3.3.2 Red List species and protected species	31
3.3.3 EU habitats	31
3.3.4 Physicochemical properties and structure of ecosystems	32
3.3.5 Ecosystem services	33
3.3.6 Public health & the economy	34
4 <i>Reynoutria × bohemica</i>	36
4.1 Species description	36
4.1.1 Taxonomy	36
4.1.2 Nomenclature	36
4.1.3 Range	36
4.1.4 Characteristics	37
4.1.5 Reproduction and dispersal	37
4.1.6 Habitat and ecology	38
4.2. Distribution	39
4.2.1 Invasion history of potential distribution area	39

4.2.2	Pathways of introduction (UNEP pathways and vectors)	39
4.2.3	Climate and biogeography	40
4.2.4	Occurrence within the EU	40
4.3	Impacts	43
4.3.1.	Biodiversity and ecosystems	43
4.3.2	Red List species and protected species	43
4.3.3	EU habitats	43
4.3.4	Physicochemical properties and structure of ecosystems	44
4.3.5	Ecosystem services	44
4.3.6	Public health & the economy	44
5	<i>Reynoutria sachalinensis</i>	46
5.1	Species description	46
5.1.1	Taxonomy	46
5.1.2	Nomenclature	46
5.1.3	Range	46
5.1.4	Characteristics	46
5.1.5.	Reproduction and dispersal	47
5.1.6.	Habitat and ecology	48
5.2.	Distribution	49
5.2.1	Invasion history of potential distribution area	49
5.2.2	Pathways of introduction (UNEP pathways and vectors)	49
5.2.3	Climate and biogeography	50
5.2.4	Occurrence within the EU	51
5.3	Impacts	53
5.3.1	Biodiversity and ecosystems	53
5.3.2	Red List species and protected species	54
5.3.3	EU habitats	54
5.3.4	Physicochemical properties and structure of ecosystems	54
5.3.5	Ecosystem services	54
5.3.6	Public health & the economy	55
6	<i>Koenigia polystachya</i>	56
6.1	Species description	56
6.1.1	Taxonomy	56
6.1.2	Nomenclature	56
6.1.3	Range	56
6.1.4	Characteristics	57
6.1.5	Reproduction and dispersal	58
6.1.6.	Habitat and ecology	58
6.2	Distribution	59
6.2.1	Invasion history of potential distribution area	59
6.2.2	Pathways of introduction (UNEP pathways and vectors)	59
6.2.3	Climate and biogeography	59
6.2.4	Occurrence within the EU	61
6.3	Impacts	63
6.3.1	Biodiversity and ecosystems	63
6.3.2	Red List species and protected species	64
6.3.3	EU habitats	64
6.3.4	Physicochemical properties and structure of ecosystems	64
6.3.5	Ecosystem services	64

6.3.6 Public health & the economy	64
7 Results of the risk analysis	66
7.1 Risk classifications	66
7.2 Risk and confidence scores	72
7.3 Comparison with other risk assessments	73
8 Control and eradication of Asian knotweed	76
8.1 Prevention of spread	76
8.2 Control and eradication	77
8.2.1 Mechanical control	77
8.2.2 Chemical control	78
8.2.3 Biological control	79
8.2.4 Thermal control	81
8.3 Risks of improper management	82
9 Potential costs of damage and control	84
9.1 Damage to biodiversity and ecosystem services	84
9.2 Damage to health, safety and the economy	84
9.3. Costs of control efforts	85
10 Discussion, conclusions and recommendations	88
10.1 Discussion	88
10.2 Conclusion	88
10.3 Recommendations for control	89
10.4 Recommendations for further research	89
Acknowledgements	90
Bibliography	91
Appendix 1 Countries in which <i>Reynoutria</i> species and <i>Koenigia polystachya</i> occur in the wild	101
Appendix 2 Biogeographic regions in Europe	102
Appendix 3 Chromosome numbers in a few Asian knotweeds	103
Appendix 4 Differences between three <i>Reynoutria</i> species	104
Appendix 5 Asian knotweeds in Natura 2000 areas in the Netherlands	105
Appendix 6a Area (ha) of EU habitat type 6430 in EU countries	109
Appendix 6b Area (ha) of EU habitat type 91E0 in EU countries	110
Appendix 7 Crosses and backcrosses within the <i>Reynoutria</i> genus	111
Appendix 8: Risk assessment of four Asian knotweeds using the Harmonia+ protocol.	112



## Summary

This report describes a risk assessment of the alien species of Asian knotweeds in Europe. This species group comprises four species: Japanese knotweed (*Reynoutria japonica*), Bohemian knotweed (*R. x bohemica*), Giant knotweed (*R. sachalinensis*) and Himalayan knotweed (*Koenigia polystachya*). The species are native to Asia, but have been imported in many places in the world as ornamental species. They are all giant rhizomatous herbs, growing up to some meters high. The species are not only present in many European countries, but are often considered invasive as well. In Europe, in many cases these species have been introduced as vegetatively propagated ornamental plants.

The present risk assessment is based on a detailed risk inventory and supports national and international decision making on the management of Asian knotweeds. The available information and data on the four species were analysed and the risks were classified by a team of experts using the Harmonia+ protocol.

Especially Japanese, Bohemian and giant knotweed are already being distributed widely throughout Europe, both invading a wide variety of artificial and natural habitats. Vegetative means of dispersal by stems or root fragments being able to sprout and grow to a new plant enhances the invasion potential of these three species. The fourth species, Himalayan knotweed, is rarer and localized, but has comparable capacities.

Dispersion is both human-induced and natural. Main dispersion pathways are active dump of plant material from gardens in nature, transportation of stem fragments during vegetation management (mowing), and transport of soils infested with root fragments. Natural dispersion may especially occur along waterways, with high flow rates in the winter season, when root fragments are being dispersed as a result of erosion. In Europe, seed production seems rare, but may especially in *Reynoutria*-species become more important. It may yield both in other ways of dispersion (floating seeds) and in more diversification of the gene pool. *K. polystachya* under present climatic conditions seems not capable of producing seeds in European countries.

Asian knotweeds grow in dense monospecific stands and can out-compete native plants, thus changing natural ecosystems fundamentally, but stands may also influence traffic safety or damage infrastructure. Banks of watercourses become more vulnerable to erosion when they are overgrown with knotweeds.

The future climate change is expected to have little effect on the risk of establishment, although high-elevation sites and northern regions may become increasingly vulnerable to Asian knotweeds invasions, as extreme cold temperatures might become less frequent.

The risk assessment with Harmonia+ shows the final score of risk is **high** in all *Reynoutria*-species and **medium** in *K. polystachya*. In all species, especially the risks of establishment and dispersion due to human activities are high, and negatively impacting biodiversity. Thus far, effects on human health, crops and cultivation systems are absent or less prominent.

Being all species with a rhizomatous growth form, with roots growing up to 1 meter deep in the soil and the capability of small root or stem fragments to easily grow into a new plant, eradication is not a simple task. Not only need measures to be thorough to be effective, but also it may easily take some years of follow-up management to get rid of the species. In most cases a combination of two or even more measures, applied over several years will be required to achieve total extermination. In some instances, it may be better not to manage sites at all, to avoid dispersion of fragments. However, if seed production is becoming more

important such a measure may need re-evaluation to be able to prevent seed dispersion and establishment.

Some knowledge gaps exist, in *Reynoutria*-species especially in the effect of seed production in dispersion and genetic diversification. In *K. polystachya*, the status of potential different taxa or cultivars traded and naturalized in Europe needs to be elucidated. Attention should be paid to upcoming potentially invasive species like *Reynoutria multiflora*.



## Samenvatting

Dit rapport beschrijft een risicobeoordeling van de exotische Aziatische duizendknopen in Europa. Deze groep soorten omvat 4 soorten: Japanse duizendknoop (*Reynoutria japonica*), Basterdduizendknoop (*R. x bohemica*), Sachalinse duizendknoop (*R. sachalinensis*) en Afghaanse duizendknoop (*Koenigia polystachya*). Ze zijn allen inheems in Azië, maar zijn op veel plaatsen wereldwijd geïntroduceerd als sierplant. Het zijn tot enige meters hoge kruidachtige planten met een kruipende wortelstok. Deze soorten zijn niet alleen aanwezig en verwilderd in veel Europese landen, maar worden op veel plaatsen ook als invasieve soort beschouwd. In Europa zijn deze soorten veelal geïntroduceerd als vegetatief vermeerderde sierplant.

Deze risicobeoordeling is gebaseerd op een gedetailleerde risico-inventarisatie en kan worden gebruikt om nationaal en internationaal beleid te formuleren met betrekking tot bestrijding en beheer van Aziatische duizendknopen. De beschikbare informatie van de vier soorten zijn beoordeeld en geclassificeerd door deskundigen met gebruikmaking van het Harmonia+ protocol.

Vooraf Japanse duizendknoop, Basterdduizendknoop en Sachalinse duizendknoop zijn al wijd verspreid in grote delen van Europa. Ze zijn invasief in allerlei natuurlijke en niet-natuurlijke habitats. Deze soorten kunnen zich op nieuwe plaatsen vestigen dankzij vegetatieve verspreiding, doordat stengel- en wortelfragmenten weer kunnen uitgroeien tot een nieuwe plant zijn. Deze eigenschap vergroot het invasiepotentieel van deze drie soorten. De vierde soort, Afghaanse duizendknoop, is weliswaar zeldzamer en bezet vaak kleinere oppervlakken, maar heeft vergelijkbare eigenschappen.

De soorten verspreiden zich zowel door de mens als via natuurlijke weg. De belangrijkste manieren waarop de soorten zich verspreiden zijn actieve dumping van tuinafval in de natuur, verspreiding van stengelfragmenten bij vegetatiebeheer (maaaien) en transport van met wortelstokken besmette grond. Natuurlijke verspreiding kan plaatsvinden langs wateren, vooral als door stroming en erosie wortelfragmenten losraken en benedenstroom aanspoelen. Zaadproductie is zover bekend in Europa zeldzaam, maar lijkt bij de *Reynoutria*-soorten belangrijker te worden. Dit kan zowel leiden tot andere manieren van dispersie (o.a. via drijvende zaden), maar ook tot een diversificatie van de genenpool, waardoor duizendknopen zich nog gemakkelijker kunnen aanpassen. Afghaanse duizendknoop lijkt in de huidige klimaatomstandigheden in Europa niet in staat om zaad te produceren.

Aziatische duizendknopen groeien in dichte monotone begroeiingen die geen ruimte laten voor andere soorten; ze kunnen inheemse soorten daarbij geheel verdringen en ecosystemen fundamenteel veranderen. Daarnaast kunnen de begroeiingen ook de verkeersveiligheid beïnvloeden of beschadigingen aan infrastructuur veroorzaken. Ook oevers van watergangen kunnen gevoeliger worden voor erosie als ze begroeid zijn met Aziatische duizendknopen.

Naar verwachting hebben veranderingen in het klimaat weinig effect op nieuwvestiging, hoewel hoger gelegen en noordelijker streken gevoeliger kunnen worden voor invasies van Aziatische duizendknopen als gevolg van het afnemen van lage temperatuurextremen.

De risicobeoordeling met Harmonia+ laat voor alle *Reynoutria*-soorten een **hoog** risico als eindscore zien, voor *K. polystachya* een **matig** risico. Bij alle soorten is met name het risico op vestiging en verdere verspreiding door menselijke activiteiten hoog en van negatieve invloed op biodiversiteit. Op dit moment zijn de effecten op menselijke gezondheid, agrarische en bosbouwkundige teelten beperkt of afwezig.

Omdat alle Aziatische duizendknopen tot 1 meter diepe kruipende wortelstokken hebben en omdat kleine wortel- en stengelfragmenten gemakkelijk tot een nieuwe plant kunnen uitgroeien, is het uitroeien op een groeiplaats niet gemakkelijk. Bestrijdingsmaatregelen moeten niet alleen grondig zijn om effectief te zijn, maar vervolfbeheer neemt ook vaak enkele jaren in beslag voordat de plant echt weg is. In veel gevallen is voor uitroeien een combinatie nodig van twee of meer bestrijdingswijzen, die bovendien enkele jaren wordt toegepast. In sommige gevallen is het zelfs beter om helemaal geen beheer toe te passen, ter voorkoming van verspreiding van fragmenten. Echter, mocht duidelijk worden dat zaadproductie een grotere rol gaat spelen in de dispersie van de soort, dan zou een beheer van niets-doen mogelijk minder gunstig zijn, omdat daardoor zaadzetting en dispersie door zaden kan toenemen.

Er zijn nog een aantal kennishiaten. Bij *Reynoutria*-soorten gaat het vooral om het belang van zaadproductie met betrekking tot verspreiding en genetische diversificatie. Bij *K. polystachya* moet vooral de status van de in Europa verhandelde en verwilderde taxa of cultivars worden opgehelderd. Tenslotte moet er aandacht zijn voor mogelijke nieuwe invasieve soorten in Europa, zoals *Reynoutria multiflora*.

# 1 Introduction

## 1.1 Background

In various EU Member States, including the Netherlands, there are four taxa of Asian knotweeds: Japanese knotweed (*Reynoutria japonica*), Bohemian knotweed (*Reynoutria x bohemica*), Giant knotweed (*Reynoutria sachalinensis*) and Himalayan knotweed (*Koenigia polystachya*). These Asian knotweeds are alien plant species that are very difficult to control. They are increasingly common in nature reserves, gardens, public parks, in between paved surfaces and alongside roads and water courses. They out-compete the original vegetation and cause economic damage by, for instance, reducing the stability of dikes, banks and slopes.

The scientific names used in the Dutch version of this risk assessment differ from those that are still used in the Netherlands. Insofar as possible, the scientific names used in this report are in line with recent, internationally accepted views and correspond to those used in various international online databases, such as: **G**lobal **B**iodiversity **I**nformation **F**acility (GBIF), The PlantList, Catalogue of Life and **G**ermplasm **R**esources **I**nformation **N**etwork (GRIN). These names also happen to be used in the European policy frameworks. Two important Dutch sources of taxonomic names - Heukels' flora and Het Soortenregister - still use the old scientific names (Table 1.1).

Table 1.1 Names used in this report and names used in Heukels' Flora van Nederland and on Soortenregister.nl.

Name used in Heukels' flora & Soortenregister.nl	Name used in this report
<i>Fallopia japonica</i> (Houtt.) Ronse Decr.	<i>Reynoutria japonica</i> Houtt.
<i>Fallopia x bohemica</i> (Chrtek & Chrtková) J.P. Bailey	<i>Reynoutria x bohemica</i> Chrtek & Chrtková
<i>Fallopia sachalinensis</i> (Maxim.) Ronse Decr.	<i>Reynoutria sachalinensis</i> (F. Schmidt) Nakai
<i>Persicaria wallichii</i> Greuter & Burdet	<i>Koenigia polystachya</i> (Wall. ex Meisn.) T.M. Schust & Reveal

Asian knotweeds are a source of growing concern among land management organisations such as nature conservationists, municipalities, provinces, water boards and the Directorate-General for Public Works and Water Management (*Rijkswaterstaat*), as well as private citizens. This has come to light in part due to the large amount of media attention the plants have garnered over the past year. Nevertheless, *Reynoutria japonica* var. *compacta* is still being sold, usually under the name *Fallopia japonica* var. *compacta*, and knotweed stems were recently for sale at a garden centre as decorative material.

Attempts were made in 2015 and 2016 to put Japanese and Giant knotweed on the European Union's List of Invasive Alien Species, but this met with too much resistance in many member states. The main arguments were that the species are already very widely distributed and are difficult and thus also expensive to combat. There was also an assumption that there was no longer any trade in the species. Another important reason for not placing the two species on the list was that the risk assessment had not yet satisfied all the criteria of EU Regulation 1143/2014 on Invasive Alien Species. Key omissions pertained to their potential socioeconomic benefits, effects on ecosystem services, effects on protected species and areas and potential effects of climate change on their establishment, spread and impact.

Municipalities and land managers recognise that the plants are extremely harmful and there is a will among wider sections of society to take joint action to eradicate them. There is also a

call to ban the sale of these species in the Netherlands or to place the species on the EU's List of Invasive Alien Species.

## 1.2 Research request

Placement on the EU's List of Invasive Alien Species is contingent on there being a risk assessment that satisfies all criteria contained in the regulation, as stated in Commission Delegated Regulation (EU) 2018-968. To this end, the Netherlands Food and Consumer Product Safety Authority has asked FLORON and Radboud University to scientifically substantiate the harmfulness of these species. They have been asked to do so in the form a risk assessment for Japanese knotweed, Bohemian knotweed, Giant knotweed and Himalayan knotweed, based on already existing EU draft risk assessments for *Fallopia japonica* (= *Reynoutria japonica*) and *Fallopia sachalinensis* (= *Reynoutria sachalinensis*) and any other available risk assessments. The final product must satisfy, as much as possible, the EU criteria for inclusion on the EU's List of Invasive Alien Species and address, among other things, the following elements:

- cultivation and trade;
- ground transportation and other possible pathways of dispersal;
- risks of sexual propagation;
- risks of improper management;
- knowledge gaps;
- recommendations for research.

## 1.3 Document structure

This report is both a background document containing information on Asian knotweeds and a risk assessment.

Chapter 2 outlines the methodological aspects of both parts.

In Chapters 3 through 6, the knotweeds are discussed as individual taxa based on an extensive literature review. In light of the significant overlap found between the species in terms of characteristics and the fact that most of the literature available pertained to *Reynoutria japonica*, we frequently refer back to this species when discussing the other species. These sections in these chapters are based on those used in Commission Delegated Regulation (EU) 2018/968.

Chapter 7 discusses the results of the risk analysis. Even though various foreign risk assessments have treated species of the *Reynoutria* genus as one group, we have assessed these three taxa separately as much as possible.

Chapter 8 discusses the possibilities of control and eradication and Chapter 9 examines the potential costs related to both damage and eradication efforts. The species are treated primarily as one group in these two chapters.

Lastly, Chapter 10 contains a discussion, followed by a number of conclusions and recommendations.

## 2 Materials and method

### 2.1 Literature review

The review began by creating a format for the knowledge documents that are necessary for the risk assessments (a risk inventory). A literature search was then conducted. The search strategy and related search terms were designed to obtain the information needed for the risk assessments.

The literature search focused on those topics that had received little to no attention in the available risk analyses, the European context and scale of risks and the scientific substantiation that is necessary for assessing the relevant risk criteria. Insofar as relevant, the species' potential dispersal and the risks they pose to the European Union are described both for the member states (including the Netherlands) and biogeographic regions.

An online search was conducted for information about knotweeds. The Web of Science was searched using the most common scientific species names as search terms (see 2.2). A Quick scan of the title or summary of all articles was made to estimate their relevance.

Google and Google Scholar were consulted in order to find references that are not accessible to the Web of Science.

While no web search was conducted to investigate which taxa are on the market in which countries, we do state which taxa appear on the List of Names of Perennials and the List of Names of Woody Plants (Hoffman 2016a, 2016b). These lists contain the names of most of the plants that are on the market in Europe (and also in the United States to a large extent). Other available risk assessments and classifications of the species were tracked down using all possible combinations of their scientific names and the search terms risk assessment, risk analysis and risk classification (in several languages).

### 2.2 Taxonomy and nomenclature of the species being assessed

The taxonomic classification of the knotweed family (Polygonaceae) has undergone changes over the course of time. The classification and nomenclature used for the species in this report correspond to those found in recent literature (Galasso et al. 2009, Sanchez et al. 2009, Schuster et al. 2011, Schuster et al. 2015). In recently published European floras, such as the fourth edition of New Flora of the British Isles (Stace 2019), the same nomenclature is used.

The following names will be used for the species discussed in this report:

Scientific name	Common name
<i>Reynoutria japonica</i> Houtt.	Japanese knotweed
<i>Reynoutria</i> × <i>bohemica</i> Chrtek & Chrtková	Bohemian knotweed
<i>Reynoutria sachalinensis</i> (F. Schmidt) Nakai	Giant knotweed
<i>Koenigia polystachya</i> (Wall. ex Meisn.) T.M. Schust & Reveal	Himalayan knotweed

The common names used in the Dutch version of this report correspond to those used in Heukels' flora (Van der Meijden 2005) and *Het Nederlands Soortenregister* (<https://www.nederlandsesoorten.nl/>).

### 2.3 Delineation of species being assessed

Only the risks associated with the four species specified in Section 2.2 will be assessed in this report. Various other species from the knotweed family that originally come from Asia

occur in the wild in Europe. Most species are closely related and some are able to hybridise with the species discussed in this report. Brief descriptions of the latter appear below.

***Reynoutria multiflora*** (*Chinese knotweed*, *Chinesischer Flügelknöterich*). A perennial, dioecious vine native to eastern China. Commercially available (Hoffman 2016a). In Italy, regionally established in Lombardy and locally occurring in the wild in Trentino and Veneto (Galasso et al. 2006). Occurs locally in the wild in Hungary (Lajos et al. 2004) and Slovenia (Balant 2015). An important traditional Chinese medicinal herb: “He Shou Wu”.

***Fallopia baldschuanica*** (*Chinese bruidssluier*, *Russian vine*, *Schling-Flügelknöterich*). A perennial vine native to China and Tibet. Commercially available as various cultivars (Hoffman 2016b). Invasive in Spain (Anonymous 2013a) and southwest Slovenia (Strgulc Krajšek & Dolenc Koce 2015), among other places. Capable of hybridising with *Reynoutria japonica*. Likely the main pollinator of seed-producing ♀ *Reynoutria japonica* var. *japonica*. The resulting hybrid *xReylophia conollyana* (= *Fallopia x conollyana* J.P. Bailey) has established itself at a few sites in various countries, but has not yet been found to be invasive (Bailey 2001, Bailey et al. 2013). Hybridisations with *Reynoutria japonica* var. *compacta*, *Reynoutria x bohémica* and *Reynoutria sachalinensis* are also possible (Hoste et al. 2017).

***Persicaria orientalis*** (*Oosterse duizendknoop*, *Princess-feather*, *Renouée orientale*, *Östlicher Knöterich*). An annual species native to Asia and eastern Australia. Also commercially available under the names “Japanese knotweed”. Has established itself in many southern European countries, but is not known to be invasive.

***Muehlenbeckia* species** (*Wireplant*, *Drahtstrauch/Teppich-Scheinknöterich*). *Muehlenbeckia complexa* is a perennial groundcover native to New Zealand. Occurs in the wild in southwest England, Wales and Ireland (Stace 2019), Belgium, Portugal and Spain (Verloove 2019). Commercially available as cultivar “Spotlight” (Hoffman 2016a) and, in 2017, found in the wild for the first time in Haarlem (“whole carpets, taking root in the joints of the pavement”) (waarneming.nl).

*Muehlenbeckia axillaris* is also native to New Zealand and commercially available. In New Zealand, they have found that this species can hybridise with *Reynoutria japonica* (Bailey 2013).

## 2.4 Distribution in the Netherlands

Data regarding the distribution within the Netherlands has been taken from the National Flora & Fauna Database (NDFF) (<https://www.ndff.nl/>). The NDFF contains distribution data that has been contributed by volunteers, provinces, municipalities, water boards, research institutes and land managers. In addition to data regarding the site at which species are found, some observations also include data regarding abundance and biotope.

## 2.5 Distribution in Europe

Data regarding distribution outside the Netherlands has been taken from the Catalogue of Life (<http://www.catalogueoflife.org>), unless otherwise indicated. For the ‘climate match’ (Sections 3.2.3, 5.2.3 and 6.2.3), the location data in the original range was obtained from the GBIF website (<https://www.gbif.org>). Given that the Bohemian knotweed originated in Europe, no ‘climate match’ analysis has been performed for this hybrid.

The distribution and invasiveness shown in Appendix 1 has been taken from the CABI website (<https://www.cabi.org>). At the same time, it should be noted that other sources can provide different or additional information about distribution and invasiveness.

## 2.6 Risk assessment and classification using Harmonia<sup>+</sup>

The risk assessments and classifications of the four Asian knotweeds have been carried out by a team of five experts (in this case the authors) using the Harmonia<sup>+</sup> protocol. Each expert reviewed the knowledge document on the particular species in advance and then completed the online version of the assessment protocol (D'hondt et al. 2014) for the risk classification of each species. In doing so, they devoted attention to both the current situation and the future situation (involving a time horizon of approximately 50 years), assessing the impact of climate change on the risks associated with the Asian knotweeds.

After completing their individual risk assessments, the team of experts (all five authors) came together for a workshop. During the workshop, they explained their arguments for all risk scores and their level of confidence in these. Differences in risk and confidence scores were discussed. This discussion led to a consensus on these scores and the scientific argument in support of them for all criteria of the Harmonia<sup>+</sup> protocol.

All risk and confidence scores were then calculated (Box 2.1). The version of the Harmonia<sup>+</sup> protocol used contains a total of 41 questions grouped into the following seven categories:

1. Context (questions A1-A5);
2. Introduction of the species (questions A6-A8);
3. Establishment of the species (questions A9-A10);
4. Spread of the species (questions A11-A12);
5. Potential environmental effects (questions A13-A30);
6. Potential effects of the species on ecosystem services (questions A31-A33);
7. Effects of climate change on the risks posed by a species (questions A34-A41).

The 'Potential environmental effects of the species' category has been divided into the following five subcategories:

1. Effects on biodiversity and ecosystems (questions A13-A18);
2. Effects on plant cultivation (questions A19-A23);
3. Effects on animal production and animal well-being (questions A24-A26);
4. Effects on human health (questions A27-A28);
5. Other effects, such as damage to infrastructure (question A29).

Each (sub)category contains several risk assessment questions; for each question, a risk score and confidence level can be given. There are three to five risk score options: none/very low, low, medium, high and very high. 'Inapplicable' is also possible. Three scores are possible for level of confidence: low, medium and high. All questions in the risk assessment protocol are accompanied by an explanatory note and examples that serve as a reference for determining the risk scores.

The Harmonia<sup>+</sup> protocol is a procedure for risk screening. This method was expressly developed for assessing the negative effects of potentially invasive species and does not take any positive effects into consideration. However, the knowledge overview contains information on the positive effects of the species being assessed and this is assessed in section on the effects on ecosystem services.

**Box 2.1:** Concept and definitions for risk assessment and classification of potentially invasive species using the Harmonia<sup>+</sup> protocol (D'hondt et al. 2014).

Concept

**Invasion**  $\equiv f(\text{Introduction}; \text{Establishment}; \text{Spread}; \text{Impacts}_{a-e})$

**Risk**  $= \text{Exposure} \times \text{Likelihood} \times \text{Consequence}$

Invasion = risk?

$\text{Exposure} \equiv f_1(\text{Introduction}; \text{Establishment}; \text{Spread}) = \text{Invasion score}$

$\text{Likelihood} \times \text{Consequence} \equiv f_2(\text{Impact}_a; \text{Impact}_b; \text{Impact}_c; \text{Impact}_d; \text{Impact}_e) = \text{Impact score}$

with a: environment (biodiversity and ecosystems); b: plant cultivation; c: animal production; d: human health; e: other

**Risk**  $= \text{Exposure} \times \text{Likelihood} \times \text{Consequence} \equiv f_3(\text{Invasion score}; \text{Impact score}) = \text{Invasion}$

Calculation methods

$f_1$  : (weighted) geometric mean or product

$f_2$  : (weighted) arithmetic mean or maximum

$f_3$  : product

Box 2.1 shows the methods used for calculating the different risk scores. In the Harmonia<sup>+</sup> protocol, a biological invasion is described as a function (f) of the introduction, establishment, spread and various types of (a-e) impacts exhibited by a species (D'hondt et al. 2014). The 'risk' of an invasion is defined as the chance that a particular hazard associated with a species may actually cause damage. The risk increases (1) with exposure to the hazardous event, (2) with the likelihood that hazardous event will actually occur, and (3) with possible consequences of that event happening. As such, risk is defined as a product of these three factors: exposure x likelihood x consequence.

The protocol can be used to calculate three scores: the invasion score, the impact score and the risk. The invasion score is a measure of exposure and in the protocol it is calculated as a function (f1) of the introduction, establishment and spread. The impact score is a measure of likelihood x consequence and in the protocol it is calculated as a function (f2) of the chance of different types of impacts (a-e, i.e. impacts on biodiversity and ecosystems, plant cultivation, animal production and animal well-being, human health and other impacts). Following on from this, risk is calculated as a function (f3) of the invasion and impact score.

Different functions can be used to calculate the invasion score, impact score and the risk (see f1, f2 and f3 in Box 2.1). The protocol also allows for weighting within and between different risk categories. In the risk assessment of the four Asian knotweeds, all weights were assigned the default value (= 1). In calculating the risk scores, the different types of impact within a particular risk category were always weighted equally. To calculate an impact score for a specific risk category, the maximum value was always used in order to avoid averaging out impacts. To calculate the invasion score, the product of the introduction, establishment and spread score was used. To calculate the aggregated impact score, the maximum of the various impact scores was always used. Table 2.1 provides an overview of the cut-off values and colour schemes used for the 'low', 'medium' and 'high' risk classifications.

All assessment questions provide the opportunity to indicate the level of confidence in the response. Following the framework of Mastrandrea *et al.* (2010; 2011), the level of confidence is reported consistently, with a 'low', 'medium' or 'high' likelihood corresponding to a 0-33%, 33-66% or 66-100% probability, respectively. In Harmonia<sup>+</sup>, the scores of 0, 0.5 and 1 correspond to 'low', 'medium' and 'high', respectively. For each risk category, the arithmetic mean of all confidence scores is calculated for the related criteria and then the risk



classifications of 'low', 'medium' or 'high' are assigned based on the cut-off values (Table 2.1). Colour codes (blue hues) are used to indicate the level of confidence.

Table 2.1: Cut-off values and colour schemes of risk and confidence classification.

Risk colour code	Risk classification	Risk score (RS)	Confidence colour code	Confidence classification	Confidence score (CS)
	Low	$0 < RS < 0.33$		High	$> 0.66$
	Medium	$0.33 \leq RS \leq 0.66$		Medium	$0.33 \leq CS \leq 0.66$
	High	$> 0.66$		Low	$< 0.33$

## 2.7 Comparison with other risk assessments

As part of the literature review, a compilation was made of risk assessments of the four Asian knotweeds that have been drawn up by other assessors (Section 2.1). The available risk assessments were often carried out using different protocols. They range from compact or quick assessments on behalf of prioritisation or invasive species advisory lists to detailed risk assessments regarding these species for individual countries in Europe, Europe as a whole or the United States (Table 7.5). In order to properly compare their outcomes with the current assessment, all risk scores have been harmonised into three risk categories, i.e. low, medium and high.

The risk classifications using the Invasive Species Environmental Impact Assessment (ISEIA) protocol (Belgian Forum on Invasive Species 2019a) have been left as is because this protocol also distinguishes between three risk levels, i.e. low risk (Score 4-8; Code C), medium risk (Score 9-10; Code B; watch list) and high risk (Score 11-12; Code A; black list).

The scores 2, 3 and 4 from the Generic Impact Scoring System (GISS) have been harmonised as low, medium and high risk, respectively. The five risk classes of the GISS derived from the classification system of Blackburn et al. (2011) have been harmonised into three categories: low risk (for 'minimal risk' and 'minor risk'), medium risk (moderate risk) and high risk (for 'major risk' and 'massive risk').

Scores for the invasiveness of non-native plant species using the Australian Weed Risk Assessment (WRA) system (Pheloung et al. 1999) have been harmonised as low risk for WRA scores  $< 11$ , medium risk for scores 11-20 and high risk for scores  $> 20$ . Scores derived from the WG system developed by Weber & Gut (2004), the combined WG-WRA system (Andreu & Vila 2009) and the combined WG-European and Mediterranean Plant Protection Organisation Pest Risk Assessment Scheme (EPPO) have been harmonised as low risk for WG scores  $< 21$ , medium risk for scores 21-27 and high risk for scores  $> 28$ . The scores from the Risk Assessment Methodology Invasive Species Ireland (RAMISI; version 2007; Kelly et al. 2013) have been harmonised as low risk for scores  $< 14$ , medium risk for scores 14-18 and high risk for scores  $> 18$ .

The Great Britain Non-Native species Risk Assessment (GBNNRA) protocol, Methodik der naturschutzfachlichen Invasivitätsbewertung für gebietsfremde Arten (MNIGA; version 1.2) and Naturschutzfachliche Beurteilung (NFB) all use three risk categories and have therefore been left unaltered. In a few cases no explicit risk categories were stated, but the species in question had been placed on a national or regional list for invasive alien plants (e.g. black list, invasive species list, list of potentially invasive species or list of banned species). Such cases have been harmonised as high risk.

## 3 *Reynoutria japonica* – Japanese knotweed

### 3.1 Species description

#### 3.1.1 Taxonomy

##### Scientific classification

Kingdom: *Plantae*  
 Phylum: *Tracheophyta*  
 Class: *Magnoliopsida*  
 Order: *Caryophyllales*  
 Family: *Polygonaceae*  
 Sub-Family: *Polygonoideae*  
 Tribe: *Polygoneae*  
 Genus: *Reynoutria*

#### 3.1.2 Nomenclature

##### Scientific name

*Reynoutria japonica* Houtt.

##### Synonyms

*Fallopia japonica* (Houtt.) Ronse Decraene (including var. *japonica*)  
*Fallopia japonica* var. *uzenensis* (Honda) K. Yonekura & Hiroyoshi Ohashi  
*Pleuropterus cuspidatus* (Sieb. & Zucc.) H. Gross  
*Pleuropterus zuccarinii* Small  
*Pleuropterus cuspidatus* (Siebold & Zucc.) H. Gross  
*Polygonum cuspidatum* Sieb. & Zucc.  
*Polygonum Reynoutria* (Houtt.) Makino  
*Polygonum Reynoutria* f. *colorans* Makino  
*Polygonum Reynoutria* var. *humilis* Nakai  
*Polygonum sieboldii* de Vriese ex L.H. Bailey  
*Polygonum zuccarinii* Small  
*Reynoutria elata* Nakai  
*Reynoutria hastata* Nakai ex Ui  
*Reynoutria henryi* Nakai  
*Reynoutria japonica* var. *humilis* (Nakai) Nakai  
*Reynoutria japonica* var. *uzenensis* Honda  
*Reynoutria uzensis* (Honda) Honda  
*Reynoutria yabeana* Honda  
*Tiniaria japonica* (Houtt.) Hedberg

*Fallopia compacta* (Hook. fil.) G.H. Loos & P. Keil  
*Fallopia japonica* var. *compacta* (Hook. fil.) J.P. Bailey  
*Polygonum compactum* Hook. fil.  
*Polygonum cuspidatum* f. *compactum* (Hook. fil.) Nakai  
*Polygonum cuspidatum* f. *rosea* (Satomi) N. Satomi  
*Polygonum cuspidatum* var. *compactum* (Hook. fil.) L.H. Bailey  
*Polygonum Reynoutria* var. *compactum* (Hook. fil.) Nakai  
*Polygonum sieboldii* var. *compactum* (Hook. fil.) L.H. Bailey  
*Reynoutria compacta* (Hook. fil.) Nakai  
*Reynoutria japonica* f. *rosea* Satomi  
*Reynoutria japonica* var. *compacta* (Hook. fil.) Moldenke

##### Trade names

The following cultivars appear on the List of Names of Perennials (Hoffman 2016a):  
 'Rosea' (= *Reynoutria japonica* var. *compacta*)

'Crimson Beauty'  
 'Freckles'  
 'Rebou'  
 'Rema'  
 'Remus'  
 'Spectabilis'  
 'Variegata'

Some cultivars, such as 'Freckles' and 'Variegata', have variegated leaves and are thought to be less invasive. For many cultivars, there are no longer any outlets where they are sold. The cultivars 'Rosea' and 'Variegata' (= 'Milkboy'?) are cultivars of *var. compacta* and are commercially available in Europe.

**Dutch name:** Japanse duizendknoop

**German name:** Japanischer Staudenknöterich

**French name:** Renouée à feuilles pointues, Renouée du Japon

Note: despite having a clear taxonomy, this taxon exhibits great variation outside its original territory and hybrids exist with *R. x bohemica*, in particular.

### 3.1.3 Range

The original range of *R. japonica* encompasses Japan (Hokkaido, Honshu, Shikoku, Kyushu), Korea, China and Taiwan. The species is highly variable within this original range (Meyer & Walker 1965). Its most common form within the original range is *R. japonica* var. *japonica*, which can be found throughout Japan. The **compacta** variety is a dwarf form that is found in Japan (and Korea) in the alpine zone. Galasso et al. (2009) argue for granting species status to this taxon under the name *Reynoutria compacta* (Hook. fil.) Nakai. This variety is planted as an ornamental in Europe and North America. While most Japanese authors do not treat this form as a separate taxon, a few do make a distinction between two varieties that are endemic to Japan: var. **hachidoensis** (=var. **terminalis**) and var. **uzenensis**. These varieties are native to the Izu islands and the island of Honshu (Yonekura & Ohashi 1997), respectively, and have never been spread outside of Japan (Galasso et al. 2009). According to Galasso et al., (2009), these varieties should also be granted species status. Nowadays, var. *hachidoensis* is considered to be a separate species under the name *Reynoutria hachidoensis* (Makino) Nakai apud Jotani.

*R. japonica* has been introduced to most European countries (Appendix 1). Its secondary range also encompasses North America (Canada, United States), South America (Chili), Russia (with the exception of Sachalin), Australia (Queensland, Tasmania) and New Zealand (CABI 2019).

*R. japonica* occurs in different chromosome numbers (ploidy levels). The base number within *Reynoutria* is 11 (Bijlage 3). *R. japonica* var. **japonica** occurs in tetraploid, hexaploid and octoploid forms in its original range. In its secondary range, the variety is predominantly octoploid (2n=88). Var. **compacta** is tetraploid (2n=44) (Mandak et al. 2003, Kim & Park 2000, Bailey et al. 2009). In the Netherlands, hexaploid (2n=66) cytotypes of *R. japonica* have also been found (Duistermaat et al. 2012). With respect to morphology, plants of different ploidy levels are indistinguishable, though tetraploids seem to have thicker leaves (Kim & Park 2000).

### 3.1.4 Characteristics

Strong herbaceous perennials with thick, belowground, creeping rhizomes. Established plants form woody rootstock with vertical tap roots that can burrow up to three metres deep under favourable conditions. **Stems:** erect, 50-150(-300) cm high, hollow, usually with

reddish spots, branched at the top. **Leaves:** from broadly ovate to broadly elliptic, 6-12(-15) cm long and 5-8 cm wide, cuspidate at the apex and truncate at the base, pale green, underside usually covered in papillae. **Petioles:** 1-3 cm long; extrafloral nectaries under the base of the petiole. **Sheaths (ochreae):** thinly membranous. **Inflorescence:** some plants with only bisexual flowers and other plants with only female (male-sterile) flowers (gynodioecy); flowers occur in terminal or axillary panicles of branched ears (Figures 3.1, 3.2). **Flowers:** (creamy) white, 2.5-3 mm in diameter; 5 tepals, the outer 3 of which are keeled; 8 stamens, filaments 0.3-0.4(-0.8) mm long; 3 styles. **Fruit:** the outermost tepals are winged on the back and are 6-10 mm long, completely enclosing the achene. **Seeds:** a sharply triangular, glossy, dark brown achene; 2-2.5(-4) mm long and 2 mm wide. (Meyer & Walker 1965, Beerling et al. 1994).

### Similar species

*R. japonica* is very similar to *R. x bohemica* and, to a lesser extent, *R. sachalinensis* (see Appendix 4).

*R. japonica* is also very similar to *Reynoutria forbesii* (Hance) T. Yamaz. (= *Fallopia forbesii* (Hance) Yonekura & H. Ohashi, = *Polygonum forbesii* Hance) (Galasso et al. 2009). Some authors do not regard the latter as a separate species, but rather as the Chinese and Korean form of *R. japonica*. According to Kim & Park (2000), however, *R. forbesii* is easy to distinguish from *R. japonica* based on leaf and fruit characteristics, among other things, and both species occur alongside each other in Korea. Its leaves are orbicular with rounded bases (while *R. japonica* has ovate leaves that are truncate at the base) and its apex is more abruptly acuminate. Plants with intermediate characteristics have been found in Korea and China, and these are likely hybrids between *R. japonica* and *R. forbesii*. Insofar as known, *R. forbesii* has never been found outside its original range (China and Korea) (Kim & Park 2000).

### 3.1.5 Reproduction and dispersal

#### Life cycle

The shoots sprout in early April. Mainly the aboveground portions of the plant grow in the spring. Between mid-April and June, the plant can grow up to 40 cm in four days under favourable conditions. The plants achieve their maximum height around mid-June and flower from late August into October. Between August and November, the assimilates are primarily invested in the rhizomes. The supply of assimilates to belowground organs is the highest in August (in the United Kingdom). The biomass of the rhizomes can be up to 18 times higher in September compared to May. The aboveground portions of the plants die back with the first frost. The brown stems persist throughout the winter and part of the subsequent growing season (Beerling et al. 1994, Seiger & Merchant 1997, Price et al. 2001, Jones et al. 2018). The seed bank of Japanese knotweed is transient; the seeds have a short-lived germinative capacity and germinate in the spring or the ensuing autumn (Tiébré et al. 2007a). However, the seeds of some Slovenian specimens of *R. japonica* and *R. sachalinensis* germinated during the second year (Strgulc Krajšek & Dolenc Koce 2015).

#### Reproduction

*Reynoutria* is characterised by gynodioecy, featuring inflorescence with either only hermaphroditic flowers or only female flowers and sterile stamens (Bailey 2013). As an exception, plants with only male flowers producing viable pollen have been found on the east coast of the United States (Forman & Kesseli 2003, Barney et al. 2006). Plants (clones) are thus either hermaphroditic or female. Hermaphroditic plants of *Reynoutria* species are self-incompatible (Beerling et al. 1994., Bailey 2013).

Pollen-producing plants of *R. japonica* var. *japonica* are probably rare in the United Kingdom and Europe (Bailey 2013, Mandak et al. 2003, Tiébré et al. 2007a). As such, fructification mainly occurs through pollination with hermaphroditic plants of related species such as *R. japonica* var. *compacta*, *R. x bohemica*, *R. sachalinensis* and *Fallopia baldschuanica*. In the United Kingdom, *Fallopia baldschuanica* (*Chinese fleesevine*) is the primary pollen donor.

However, cases in which the hybrid has established itself are extremely rare (Bailey et al. 2009). In Belgium and Canada, the majority of the seeds of *R. japonica* were found to have resulted from backcrossing with *R. x bohemica* (Tiébré et al. 2007a, Groeneveld et al. 2014). Variegated varieties of var. *compacta* sold by nurseries as “non-invasive” species have been found to have viable pollen and can serve as a pollen donor to wild *R. japonica*, and thereby contribute to its spread (Forman & Kesseli 2003). Pollination experiments conducted between ♀ plants (probably *R. japonica* var. *japonica*) and ♂ plants (probably *R. japonica* var. *compacta*) gathered in the Netherlands were found to produce seeds capable of germinating (Duistermaat 2012).

The single female clone of *R. japonica* that occurs throughout Europe (see Section 3.2.1.) also occurs in the United States. At the same time, however, several genetically different clones are present in the United States and the genetic diversity there is greater (Forman & Kesseli 2003, Grimsby et al. 2007). This greater genetic diversity can be attributed in part to the fact that several clones from Asia have been imported into the United States (Gammon & Kesseli 2009). In the northeastern United States and neighbouring regions, *R. japonica* sets copious seed and spreads by means of seed, meaning that several genetically different clones are often present at one site. The germinability of harvested seeds was found to be higher (up to 90%) later in the season (October) rather than earlier in the season (mid-September) (Forman & Kesseli 2003, Grimsby et al. 2007, Bram & Mc Nair 2004, Groeneveld et al. 2014).

In Belgium, *R. japonica* sets minimal seed, and field observations found no germination or establishment in existing vegetation. Nevertheless, hybrids are likely established by means of seeds due to the great genetic diversity among them (Tiébré et al. 2007a).

Field observations conducted in Germany also yielded few seedlings, yet the seeds collected were found to be viable under laboratory conditions. Many seeds were found that bore signs of predation, indicating that they are fed on by birds, probably sparrows (Engler et al. 2017). In laboratory experiments conducted on seeds of *R. x bohemica* and *R. japonica* gathered in the wild, germination percentages ranged from 88% to 98%. Seedling survival is hampered by summertime drought and late frost (Funkenberg et al. 2012).

According to recent germination research conducted in the Netherlands, up to 80-90% of the seeds of *R. japonica* produced in the wild are viable under greenhouse conditions, while at the same time the number of seedlings found in the wild is very low (oral communication with Chris van Dijk, WUR; Martijn Boosten, Probos).

In Slovenia, researchers observed that *R. japonica* sets seed better than *R. x bohemica* and *R. sachalinensis*. The primary pollen donor to *R. japonica* is *R. x bohemica*. *R. x bohemica* itself is pollinated by both other *R. x bohemica* plants and *R. sachalinensis*. In field tests, seeds of *R. japonica* more successful than those of *R. x bohemica* and *R. sachalinensis* in terms of seed germination and seedling survival. Few seedlings were still alive after three years, i.e. no more than 12% of *R. japonica*, no more than 2% of *R. x bohemica* and 0% of *R. sachalinensis* (Strgulc Krajšek & Dolenc Koce 2015).

### Pollinators

The flowers of *Reynoutria* species produce a lot of nectar and are visited and pollinated by a wide range of insects. In the United Kingdom, a change in the composition of the pollinators has come to the attention of researchers. Whereas Diptera (flies) were initially the primary pollinators of the flowers of *R. japonica* in the late 1970s and early 1980s, they were later supplanted by honeybees. It presumably took some time for the honeybees to discover this new source of nectar (Beerling et al. 1994, Bailey et al. 2009).

### Hybrids

*R. japonica* var. *japonica* can hybridise with *R. sachalinensis*. Nowadays, the hybrid *R. x bohemica* is more common than *R. japonica* var. *japonica* in many countries. Given the existence of male-fertile specimens of *R. x bohemica*, backcrosses with the parental species also occur (Bailey et al. 2009, Bailey 2013).

*R. japonica* is relatively frequently pollinated by *Fallopia baldschuanica* (Chinese fleecyvine). Many seeds of *R. japonica* contain embryos of this hybrid. However, established specimens of this hybrid, *xReyloppia conollyana* (= *Fallopia x conollyana*), are rare and known to exist at only a few localities in the United Kingdom, Ireland, Belgium and Germany (Bailey 2001, Stace 2015, Hoste et al. 2017).

*R. japonica* var. *japonica* can also hybridise with *R. japonica* var. *compacta*. This hybrid is hexaploidy ( $2n=66$ ). In the Netherlands, hexaploidy plants that highly resemble *R. japonica* var. *japonica* and produce viable pollen seem to have been found (Duistermaat et al. 2012). These plants are possibly hybrids between var. *japonica* ( $2n=88$ ) and var. *compacta* ( $2n=44$ ).

### Dispersal

The seeds, which are enclosed by the winged perianth, fall off in the course of the winter. The wind is the most likely means of dispersal (Beerling et al. 1994). A single stem can produce 127,000 seeds if all flowers are pollinated and set seed (Bram & McNair 2004). Most seeds fall onto the ground near their mother clone. A small portion of them may be dispersed beyond a distance of 16 metres (Tiébré et al. 2007a). In North America, dispersal occurs by means of (viable) seeds being carried off by flowing water (Barney et al. 2006). While specimens in Canada do produce seeds, the spread is primarily vegetative, by means of rhizome and stem fragments (Duquette et al. 2016). Seeds that germinate underneath dense stands of *R. japonica* have little chance of surviving due to the growth of foliage in the early spring, which blocks light from reaching the soil surface (Forman & Kesseli 2003).

### Vegetative spread

In Europe, the majority of plants probably belong to a single octoploid female clone of *R. japonica* var. *japonica* (Hollingsworth & Bailey 2000a, 2000b, Mandak 2003). As such, reproduction in the region is primarily vegetative. Rhizome fragments as small as 0.7 g in weight and 1 cm in length can grow into new plants (Bailey et al. 2009). Garden experiments have shown that stem and rhizome fragments from different species of *Reynoutria* can become new plants (Bimova et al. 2003). This regeneration is possible on the condition that the stem fragment contains at least one bud. Regeneration from rhizomes is more efficient than regeneration from stem fragments in both *R. japonica* (var. *japonica* and var. *compacta*) and *R. x bohemica*. Only when stem fragments are suspended in water are they more successful than rhizomes. Regeneration capacity was generally the highest in *R. x bohemica* and *R. japonica* var. *compacta* and the lowest in *R. sachalinensis*. Buried stem fragments of *R. japonica* var. *japonica* were not found to regenerate. In contrast, buried rhizome fragments of *R. japonica* var. *japonica* regenerated relatively well in sandy soil with relatively poor nutrient levels.

In experiments conducted in riparian forest plots in the United States, rhizome fragments were found to have a much higher chance of establishing themselves (85%) than seeds (3%) and stem fragments (16%) (Gowton et al. 2016). Fragments remain viable for only one spring after they are dispersed through stream bank erosion (Colleran & Goodall 2015).

### 3.1.6 Habitat and ecology

#### Habitat

*R. japonica* grows in unmanaged or extensively managed habitats that are relatively rich in nutrients and provide a lot of light. The species is often found in linear stands along the banks of streams or rivers, the edges of fields or forests, roadways or railways, hedges and wooded embankments. Flat stands can establish themselves in vacant lots or well-lit deciduous forests of poplar and willow trees (Sukopp & Sukopp 1988, Beerling et al. 1994, Dassonville et al. 2011, Rouifed et al. 2014, NDFP 2019).

*R. japonica* can grow in a variety of soils, ranging from acidic and oligotrophic to nutrient-rich and calcareous. The average pH of ten sites in Belgium and France was 6.6 (5.3-7.4) (Dassonville et al. 2007, 2011). In the United Kingdom, an average pH value of 5.9 (3.7-7.9) was measured at eight sites (Table 3.1) (Beerling et al. 1994). In Polish river valleys, *R.*

*japonica* grows better than *R. × bohemica* and *R. sachalinensis* at sites with relatively little available nitrogen in the form of  $\text{NH}_4^+$  and  $\text{NO}_3^-$  ions (Chmura et al. 2015).

In Japan, *R. japonica* var. *compacta* is a pioneer species on lava and ash fields (Beerling et al. 1994). Then, over the course of the succession, other species establish themselves in the midst of the old *Reynoutria* clones, in a phenomenon known as “central die-back”. This central die-back has not yet been observed in the species’ secondary range (Dassonville et al. 2007).

Experiments (pot tests) with plant specimens taken from the banks of the Loire river in France have demonstrated that *Reynoutria* species have a considerably high salt tolerance (Rouified et al. 2012). This explains the occurrence of *Reynoutria* stands in the central reservations of salted motorways. In Central Europe, the species grows on some river banks that have been shored up with rockfill (Sukopp & Sukopp 1988).

Table 3.1. Average values of a few soil parameters measured inside and outside clumps of *R. japonica* found in the United Kingdom (Beerling et al. 1994). Note: the differences between the average values are not very large.

	Inside clump of <i>R. japonica</i>			Outside clump of <i>R. japonica</i>		
	Avg.	Min.	Max.	Avg.	Min.	Max.
pH	5.9	3.7	7.9	5.9	4.1	7.4
Moisture (%)	21.7	13.8	39.9	21.7	12.2	34.2
$\text{NH}_4^+$ -N ( $\mu\text{g/g}$ )	1.8	0.0	6.0	1.2	0.0	2.3
$\text{NO}_3^-$ -N ( $\mu\text{g/g}$ )	6.1	0.4	38.3	2.0	0.0	11.4
$\text{PO}_4$ -P ( $\mu\text{g/g}$ )	13.8	1.3	59.7	9.9	3.3	32.5
K ( $\mu\text{g/g}$ )	108.1	30.9	257.1	122.5	30.4	240.0
Ca ( $\mu\text{g/g}$ )	2,192.4	261.0	5,330.0	1,797.9	89.0	4,873.0
Na ( $\mu\text{g/g}$ )	48.5	11.7	108.5	42.4	14.4	88.4

### Vegetation types

In the Netherlands and Germany, the vegetation dominated by *R. japonica* is classified as Nitrophilous perennial vegetation of wet to mesic habitats (*Galio-Urticetea*). Characteristic species of nitrophilous vegetation include common nettle (*Urtica dioica*), cleavers (*Galium aparine*), ground-ivy (*Glechoma hederacea*) and garlic mustard (*Alliaria petiolata*) (Stortelder et al. 1999, Böhmer et al. 2006).

In southern Poland, *R. japonica* grows in riparian vegetation containing, among other species, reed canary grass (*Phalaris arundinacea*), butterbur (*Petasites hybridus*), hedge bindweed (*Calystegia sepium*), ground elder (*Aegopodium podagraria*) and common nettle (*Urtica dioica*). In drier habitats, the species grows alongside bushgrass (*Calamagrostis epigejos*), false oat-grass (*Arrhenatherum elatius*), creeping thistle (*Cirsium arvense*), dewberry (*Rubus caesius*) and field horsetail (*Equisetum arvense*) (Zubek et al. 2016).

## 3.2. Distribution

### 3.2.1 Invasion history of potential distribution area

*R. japonica* was imported from Japan to the Netherlands by Philipp von Siebold between 1829 and 1841. His nursery in Leiden is likely the source of most, if not all, Japanese knotweed in Europe. The plant first appears in the “Von Siebold & Company” catalogue in 1848. In the previous year, 1847, the Dutch society for agriculture and horticulture (“Maatschappij voor Land- en Tuinbouw”, based in Utrecht) named the species the year’s most important new ornamental plant. In 1850, Von Siebold sent *R. japonica* to Kew, though other specimens had possibly already arrived in England in 1825 (Bailey & Conolly 2000). *R. japonica* var. *compacta* was probably introduced by Von Siebold in 1841, with the plant first appearing in the company catalogue as *Polygonum pictum* in 1844. The plants of this variety that occur in the United Kingdom probably came from Mount Fuji (Pashley 2003).

### 3.2.2 Pathways of introduction

The pathways of introduction are summarised in Table 3.2.

Table 3.2. Pathways of introduction for *R. japonica* based on the UNEP classification of pathways of introduction and vectors (UNEP 2014).

Category	Subcategory	Primary	Secondary
Release in Nature	Release in nature for erosion control	x	
	Release in nature for landscape improvement	x	
Escape from confinement	Agriculture (including biofuel)	x	
	Botanical garden/zoo	x	
	Horticulture	x	
Transport contaminant	Transportation of habitat material (soil, vegetation, wood)		x
Corridor	Interconnected waterways		x

#### Intentional introduction

*R. japonica* was originally marketed as an ornamental plant and was imported to Europe from Asia. Some cultivars (var. *compacta*) are still sold as garden plants. Stems are still sold (sometimes as 'Dutch bamboo') as ornamental bouquets or garden equipment, among other things. In Central Europe, the plant was also once farmed as a fodder crop and planted in grazing areas (Sukopp & Sukopp 1988).

Its occurrence at new sites outside gardens is usually the result of the dumping of garden waste or soil containing rhizome fragments.

#### Unintentional introduction

The improper management of existing sites of establishment (e.g. through excavation and mowing activities) can lead to the dispersal of viable rhizome and stem fragments. Rhizome and stem fragments, as well as seeds, can end up in surface water and come to rest elsewhere along river banks. Stem fragments can be dispersed by mowing equipment (Oldenburger et al. 2017).

The species has expanded its range in Central Europe primarily via creeks and rivers.

Rhizome fragments can come to the surface as a result of bank erosion or excavation work and be dispersed by flowing water (Sukopp & Sukopp 1988, Böhmer et al. 2006).

The plant can be spread over long distances when soil containing rhizomes is transported on behalf of housing and road construction. Stands in the central reservation of motorways are likely due to the use of fill sand contaminated with rhizomes or the scattering of stem fragments by mowing machines.





Figure 3.1 Flowering male specimen of Japanese knotweed (Ruud Beringen).



Figure 3.2 Male specimen of Japanese knotweed after flowering in Grijsoord, the Netherlands (Ruud Beringen).

### 3.2.3 Climate and biogeography

#### **Climate match**

The original range of *R. japonica* encompasses the Köppen-Geiger climate regions listed in Table 3.3 (<http://koeppen-geiger.vu-wien.ac.at/present.htm>). The regions in Europe with similar climates are shown in Figure 3.3.

Table 3.3 Köppen-Geiger climate regions within the original range of *R. japonica*.

Code	Köppen-Geiger classification	Original range in
Cwa	Temperate-Dry Winter-Hot Summer	Southeastern China, Northern Vietnam
Cfa	Temperate-No Dry Season-Hot Summer	Southeastern China, Taiwan, Japan (Kyushu, Shikoku,
Dwa	Cold-Dry Winter-Hot Summer	North Korea, Eastern Rusland
Dfa	Cold-No Dry Season-Hot Summer	South Korea, Japan (Honshu)
Dfb	Cold-No Dry Season-Warm Summer	Japan (Hokkaido)

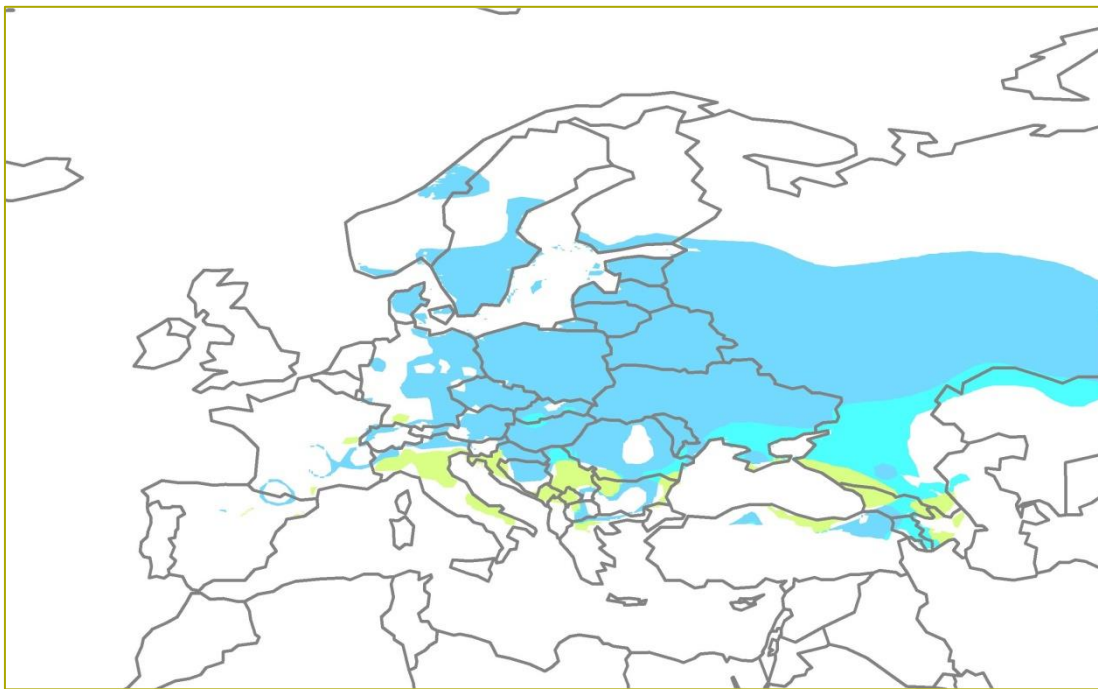


Figure 3.3. The location of climate regions Cfa, Dfa and Dfb in Europa.

Within Europa, climate regions Dfb, Cfa and Dfa are those where the climate corresponds to that of the species' original range. These regions are mainly in Central and Eastern Europe (Figure 3.3). The climate zone to which Western Europe belongs (Cfb: Temperate-No Dry Season-Warm Summer) does not occur within the original range.

#### **Biogeographic occurrence in Europe**

*R. japonica* occurs in the following biogeographic regions in Europe (this is a simplified summary; for greater detail, see Appendix 1 and Appendix 2):

**Atlantic region:** Ireland, United Kingdom, the Netherlands, Belgium, France.

**Continental region:** Luxembourg, Poland, Czech Republic, Germany, Bulgaria, Serbia.

**Boreal region:** Estonia, Latvia, Lithuania, Finland, Sweden, Russia.

**Mediterranean region:** Cyprus, Portugal, Spain, Italy.

**Pannonian region:** Hungary.

Note: In Slovakia, Austria, Switzerland and Norway, the species possibly occurs up to the **Alpine region**.

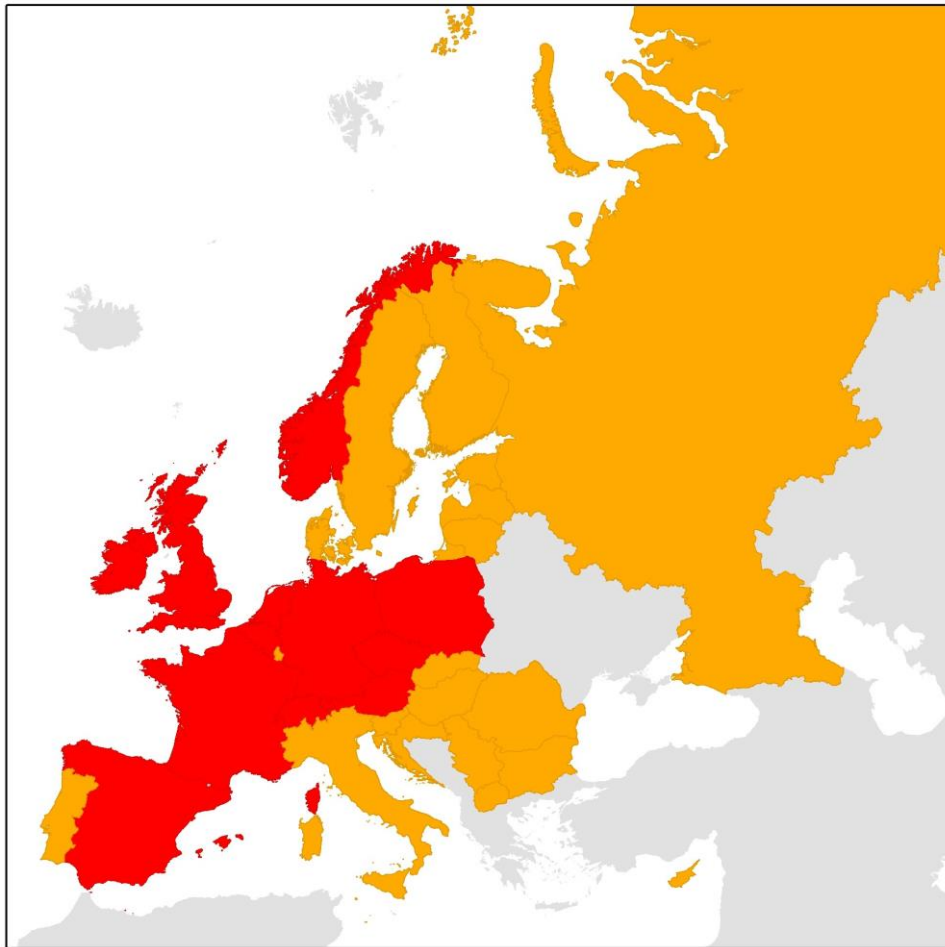
### Climate scenarios

Climate models are predicting higher winter temperatures at higher latitudes and drier summers. Based on these future climate scenarios, *R. japonica* will spread to higher elevations of the Central European mountains and the northern limit of the range will shift considerably northwards in western Norway, Sweden and Finland. The eastern limit of the range will shift eastwards and end up somewhere between the Baltic states and the Urals. Parts of Iceland will likely become suitable should the species ever be introduced there. At the same time, lower precipitation levels will make conditions less suitable for the species in large parts of central Northern Europe and Southern and Southeastern Europe (Beerling 1993, Beerling et al. 1995).

At its northern distribution limit, *R. japonica* does not produce viable seed due to later flowering. Frost occurs before the plants can finish setting seed. The northern limit at which *R. japonica* is capable of viable seed production has shifted 500 km northwards in recent decades, likely as a result of climate change (Groeneveld et al. 2014).

### 3.2.4 Occurrence within the EU

The countries within the European Union in which *R. japonica* occurs in the wild are shown in Figure 3.4 and Appendix 1. The distribution within the Netherlands is shown in Figure 3.5. With respect to this figure, it should be noted that in some cases *R. x bohémica* may have been mistakenly identified as *R. japonica*. Nevertheless, this does not change the general picture with respect to the distribution and occurrence of *R. japonica* in the Netherlands.



### Verspreiding *Reynoutria japonica*



Figure 3.4 Distribution and extent of invasiveness of *Reynoutria japonica* in Europe (Source: <https://www.cabi.org>, April 2019). Note: Other sources can provide different or additional information about distribution and invasiveness than that which is shown on this map.

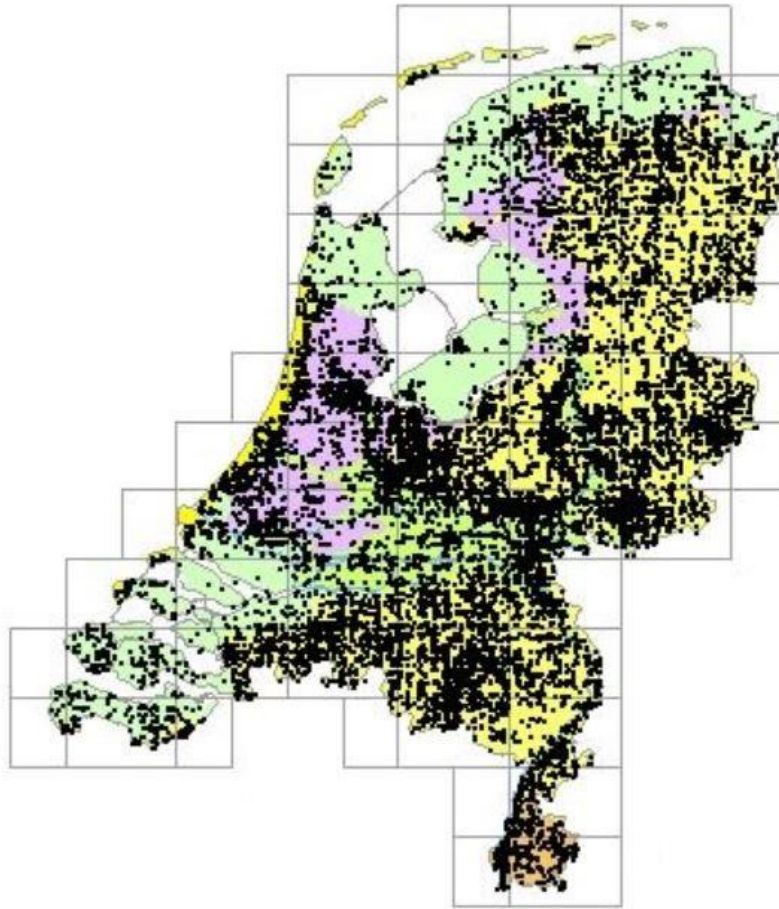


Figure 3.5 The distribution of *Reynoutria japonica* in the Netherlands based on observations entered into the NDFD (2019).

### 3.3 Impacts

#### 3.3.1 Biodiversity and ecosystems

##### Soil microflora

In laboratory experiments, the addition of rhizome extracts of *R. japonica* was found to affect soil microbiology. While no effect on fungal biomass was observed, the total microbial biomass was sometimes negatively impacted. Compared to blank controls, the rhizome extracts changed the composition of the soil food web, which exhibited a proportionally greater abundance of bacterivorous nematodes, springtails (Collembola) and mites (Acari) (Abgrall et al. 2018).

The litter of *Reynoutria* species has a high C/N ratio and contains a lot of tannins and polyphenols, which are difficult to break down. This slowly decomposing litter favours fungi over bacteria. In soils under *R. japonica* stands, fungi are 2 to 8 times as abundant as in soils adjacent to the same stands (Suseela et al. 2016, Lavoie 2017).

Bardon et al. (2014) demonstrated that secondary metabolites in rhizome extracts and roots of *Reynoutria* species had an inhibiting effect on numerous strains of denitrifying soil bacteria. This reduced nitrogen losses due to the anaerobic respiration of  $N_2O$  or  $N_2$ .

Zubek et al. (2016) found both a lower abundance and a lower species richness of arbuscular mycorrhizal fungi (AMF) in patches of *R. japonica* in comparison to patches of native vegetation in southern Poland.

## Vascular plants

Starting in the spring, *Reynoutria* species quickly gain height and form a closed canopy. Leaves and stems accumulate under *Reynoutria* species, forming litters with low decomposition rates. These factors contribute to the displacement of native species (Chmura et al. 2015).

In the northeastern United States, 1.6-10 times more species were found in areas adjacent to *R. japonica* stands than in the stands themselves. At the end of the growing season, the *R. japonica* stands contained 1.8-5.2 times more total aboveground biomass (kg/m<sup>2</sup>) and 2-6 times more C and N than the vegetation in adjacent areas. Little to no tree seedlings establish themselves in *R. japonica* stands found in the undergrowth of forests (Aguilera et al. 2010, van Oorschot et al. 2017).

In six *R. japonica* stands in Belgium, fewer species were found in *Reynoutria* stands than in adjacent uninvaded plots. The number of species found within the *Reynoutria* stands and the uninvaded plots ranged from 1 to 6, and 4 to 24, respectively. At 3 of the 6 sites, no plants other than *Reynoutria* were observed (Dassonville et al. 2007). In a similar study conducted in Switzerland, Stoll et al. (2012) found 50% fewer species in plots with *Reynoutria*. Only the number of early flowering annuals was not significantly affected.

When the allelopathic effect of constituents of the roots of *R. japonica* plants from China was compared with that of the same species collected in Switzerland, the constituents of the latter had a stronger inhibitive effect on the seed germination of *Lepidium sativum* (Fan et al. 2010).

In laboratory experiments conducted by Moravcová et al. (2011), extracts from the dried leaves of *R. japonica* were found to have an inhibitory (phytotoxic) effect on the seed germination of *Urtica dioica*, *Calamagrostis epigejos* and *Lepidium sativum*, though the inhibitory effect was less than that of *R. x bohemica* and *R. sachalinensis*.

Another laboratory experiment found that leachates of soil in which *R. japonica* grew inhibited the growth of cuttings of *Populus nigra* and *Salix viminalis*. The growth of cuttings of *Salix atrocinerea* was not inhibited. This suggests that, through the emission of polyphenols, *R. japonica* has a direct or indirect allelopathic effect on the growth of some *Salicaceae* species (Dommanget et al. 2014).

In Germany, *R. japonica* was found to be capable of penetrating nearly all scrub and ruderal vegetation (Convolvulion, Aegopodion, Arction and Dauco-Melilotion) and becoming dominant (Böhmer et al. 2006).

## Invertebrates

In a comparison of grassland-dominated and bush-dominated riparian habitats, it was found that in those habitats that had been invaded by knotweed (*R. japonica*, *R. sachalinensis*, *R. x bohemica*), there were not only fewer plant species, but also fewer invertebrates. The biomass of invertebrates in undisturbed habitats was twice as high as that in habitats invaded by knotweed (Gerber et al. 2008).

Stoll et al. (2012) found fewer snail species on average in stands of *R. japonica* when comparing vegetation plots situated on the bank of a Swiss river. The reduction had a greater impact on large and long-lived snails (≥5 mm shell size and >2 years), such as the Roman snail (*Helix pomatia*), than on slugs or small and short-lived snails. The small snail *Vertigo pusilla* occurred in higher abundances in the *R. japonica* plots.

Riparian vegetation in Ireland and Northern Ireland with a high cover of *R. japonica* (with a mean 53% cover) had more flowers during the flowering season than sites with primarily native species (with a mean 1.7% cover of *R. japonica*). Both the total diversity of insects and the abundance of bumblebees and hoverflies were higher in the sites dominated by *R. japonica* than in sites with predominantly native vegetation, despite the plants being male-sterile in Ireland and producing no pollen. During the flowering period of *R. japonica* (from late August to September), there are relatively few flowering native plants (Davis et al. 2018). In comparing the leaf area consumed by four herbivores - the Portuguese slug (*Arion lusitanicus*), the large yellow underwing (*Noctua pronuba*), Roesel's bush-cricket (*Metrioptera*

*roeselii*) and the green dock beetle (*Gastrophysa viridula*) - of the native plant species bitter dock (*Rumex obtusifolius*) and dandelion (*Taraxacum officinale*) with that of *R. japonica*, *R. x bohemica*, *R. sachalinensis* and *Fallopia baldschuanica*, it was found that the *Reynoutria* and *Fallopia* species were consumed less than both native species. *R. japonica* was the least preferred food source of all four herbivores (Krebs et al. 2011).

### Vertebrates

In a study of slowly flowing streams in Scotland, bankside cover provided by *R. japonica* and Himalayan balsam (*Impatiens glandulifera*) had no effect on the total biomass and density of brown trout (*Salmo trutta*) and Atlantic salmon (*Salmo salar*) when taken as a whole.

However, in terms of fish density per species, a positive correlation was found between salmon density and cover provided by both plant species, while a negative correlation was found between trout density and cover. The ratio of aquatic to terrestrial invertebrates in the stomach contents of the fish was also not influenced by high coverage of these species (Seeney 2016).

Along 50 m transects of vegetation, including 25 m of *R. japonica* and 25 m of original native vegetation, Maerz et al. (2005) observed an increase in the mass of most green frogs *Lithobates clamitans* (synonym: *Rana clamitans*) in the original vegetation and no increase in frog mass in the *R. japonica* stands. This suggests that the habitat quality for green frogs has deteriorated due to the decreased abundance of invertebrates following the appearance of *R. japonica*.

### 3.3.2 Red List species and protected species

No publications were found that examine the impact of Japanese knotweed on Red List species or protected species in Europe. Two experts on invasive species in nature reserves were also unable to produce any examples of a decrease in policy-relevant species when queried (oral communication with Henk Siebel and Max Simmelink). In the Netherlands, Japanese knotweed grows mainly at sites where garden waste is dumped. These sites are generally located at nutrient-rich forest edges and scrub vegetation where few rare or protected species grow.

### 3.3.3 EU habitats

*R. japonica* usually grows in habitats that have been disturbed by humans, such as vacant lots, ruderal areas and along unmaintained or extensively maintained roads or railway tracks. Most stands are found close to urban areas and are the result of garden overspill or the dumping of garden waste. As such, the species occurs in a wide range of biotopes. River and stream valleys are the primary type of natural habitat in which the species can establish itself, survive and spread, as these areas provide an ample supply of water and nutrients. In the spring, the plants' rhizomes are capable of growing through layers of sediment that have been deposited in the winter. Open areas created by erosion or sedimentation provide opportunities for seeds and rhizome fragments transported downstream by the current to establish themselves. In Baden-Württemberg, *Reynoutria* species already began to overrun long stretches of stream and river banks in the early 1990s (Kretz & Vogtsburg 1994).

In Central Europe, bank vegetation comprised of species such as butterbur (*Petasites hybridus*) and hedge bindweed (*Convolvulus sepium*) has also been completely displaced by *R. japonica* (Sukopp & Sukopp 1988). This vegetation can be classified as habitat type **6430: Hydrophilous tall herb fringe communities of plains and of the montane to alpine levels** (Anonymous 2013b). The surface covered by this habitat type in the Natura 2000 network of natural protection areas in EU countries is shown in Appendix 6a.

In Central Europe, *R. japonica* mainly grows in stands of *Stellario-Alnetum glutinosae* and *Stellario-Petasitetum*. Common native species such as butterbur (*Petasites hybridus*) and stitchwort (*Stellaria nemorum*) can eventually be displaced by *R. japonica*. *R. japonica*

prevents forest regeneration because it blocks sunlight from reaching saplings (Sukopp & Sukopp 1988). In the United Kingdom, *R. japonica* occurs mainly among stands of *W6 Alnus glutinosa - Urtica dioica woodland* plant communities and *Salicion albae* alluvial willow forests (Beerling et al. 1994). These forest communities can be classified under habitat type **91E0: Alluvial forests with *Alnus glutinosa* and *Fraxinus excelsior* (Alno-Padion, Alnion incanae, Salicion albae)** (Anonymous 2013b). The surface covered by this habitat type in the Natura 2000 network of natural protection areas in EU countries is shown in Appendix 6b.

The Natura 2000 areas in the Netherlands where *R. japonica* is found are shown in Appendix 5. In some cases *R. x bohemica* may have been mistakenly identified as *R. japonica*. *R. japonica* has been observed in 91 (and possibly 116) Natura 2000 areas in the Netherlands. Its occurrence in a Natura 2000 area does not necessarily mean that it is also growing in a protected EU habitat type.

In summary, *R. japonica* appears to already pose a threat to habitat types in river and stream valleys, particularly in Central Europe. In the Netherlands, it currently only occurs to a modest extent in the wild in similar biotopes, but in light of the situation in Central Europe this could change in the future.

### 3.3.4 Physicochemical properties and structure of ecosystems

Higher concentrations of the minerals K, Mg and Mn are found in the top 10 cm of soil underneath *R. japonica* stands than in similar soils in which native vegetation grows. The total biomass of *R. japonica* was found to be 4.2 (3-13) times greater than that of native vegetation. The aboveground mineral concentrations underneath *R. japonica* were also higher than underneath native vegetation: Cu (+45%), K (+34%), Mg (+49%), Mn (+61%), P (+44%) and Zn (+75%). This is an indication of a net transfer of minerals from deep soil layers to the topsoil underneath *Reynoutria* stands (Vanderhoeven et al. 2005, Dassonville et al. 2007).

While soil parameters such as the availability of cations and phosphate are impacted by *Reynoutria*, the direction of this impact depends greatly on the site. At sites with low concentrations, the values increase following the appearance of *Reynoutria*, while at sites with high concentrations, the values decrease following the appearance of *Reynoutria*. In other words, the appearance of *Reynoutria* leads to a site-specific homogenisation or levelling out of soil parameters (Dassonville et al. 2007).

*R. japonica* and *R. x bohemica* inhibit the conversion of nitrate into nitrogen (denitrification) in the soil, in part due to the reduced density of denitrifying bacteria. Shifts in the composition of soil microflora underneath *Reynoutria* species reduce the activity of ammonia and nitrifying bacteria. The large leaf surface of *Reynoutria* species leads to the evaporation of a lot of moisture. Soil moisture levels underneath *Reynoutria* stands are on average lower than in the direct vicinity. These lower moisture levels increase the oxygen content of the soil, which in turn likely serves to inhibit the denitrification by anaerobic bacteria. The loss of nitrogen due to leaching or volatilisation is expected to be less (Dassonville et al. 2011). Beerling et al. (2009) also found significantly higher concentrations of NO<sub>3</sub><sup>-</sup>-N under *Reynoutria* stands than in adjacent plots (Table 3.1).

The litter under *Reynoutria* species has a high C/N ratio because 60% of the nitrogen present in the leaves in the autumn (prior to falling) is stored in the root system. The litter decomposes slowly. The mean pH of *Reynoutria* stands was somewhat lower than that of native vegetation under similar conditions (Aguilera et al. 2010, Dassonville et al. 2011).

On Mount Fuji in Japan, *R. japonica* is a pioneer species on lava fields. Here, the species grows in circular stands, in nutrient-poor soil (low in nitrogen). According to research, it is



plausible that 1) nitrogen taken up in the centre of a clone is transported to the periphery of the clone, enabling it to expand outwards, and 2) young shoots on the periphery utilise this transported nitrogen in the spring and begin to take up nitrogen with their own roots later in the year (Adachi et al. 1996).

In the northeastern United States, *R. japonica* was found to remove 10.4 mm of water per m<sup>2</sup> (2.1 litres per m<sup>2</sup> of leaf area) through transpiration. This means that *R. japonica* situated on the banks of a stream is capable of lowering stream levels significantly (Vanderklein et al. 2014).

### 3.3.5 Ecosystem services

#### Provisioning services

The young shoots can be eaten in the spring, much like asparagus. They can also be used as a replacement for rhubarb cakes, juices, chutneys, compotes and jam. Seeds ground into powder can be used as seasoning or as a binding agent in soups, or mixed with flour to make cake or bread. The roots are also sometimes eaten ([pfaf.org](http://pfaf.org), [eattheweeds.com](http://eattheweeds.com)). The plant can also be used to make wine or beer (Hamilton 2011).

*Reynoutria* species contain a lot of biologically active constituents, especially polyphenols. In traditional Eastern medicine, the rhizomes of *R. japonica* (known of as Hu zhang in China and Itadori in Japan) are used to treat inflammation, infections, influenza, skin diseases, burns, snake bites and high cholesterol, among other conditions. The rhizomes contain higher amounts of the active constituents resveratrol, piceid, catechin and epicatechin than the young shoots. The rhizomes of *R. japonica* harvested in the autumn are richer in resveratrol than those of other *Reynoutria* species and likewise contain more resveratrol than vegetables, fruit, grapes or wine (Vrchotova et al. 2007, Frantik et al. 2013, Nhiem et al. 2014, Nawrot-Hadzik et al. 2019, PFAF 2019).

Crushed leaves can be applied externally as a poultice to abscesses and cuts. Plants extracts have been shown to have an inhibitory effect on tumours (PFAF 2019).

Fabrics made of cotton and bamboo rayon can be dyed using an extract from the rhizomes of *R. japonica*. Thanks to bioactive constituents in the rhizome extract, the fabrics also have antibacterial properties that protect against *Staphylococcus aureus* (Gorjanc et al. 2016).

Paper can be made from the pulp of the dried stems. This paper is suitable for making bags, newspapers and writing paper (<https://www.vokasnaga.si/en/circular-economy>, <https://www.whiteleafpaper.com/shop>)

*R. japonica* is a good honey plant and is heavily visited by honeybees in the autumn, when few native plants flower. Beekeepers are also said to have once planted the species (Beerling et al. 1994, Böhmer et al. 2006, Davis et al. 2018, <http://www.iucngisd.org>).

#### Regulating services

In Japan, both *R. japonica* and *R. sachalinensis* are planted with a view to stabilising road verges against the threat of erosion (Pashley 2003).

Outside its native range, however, *R. japonica* has the reputation of making the river banks on which it grows more susceptible to erosion. The root systems of *Reynoutria* species contain little to no finely branched roots in the topsoil. Given that practically no other species grow in *Reynoutria* stands, the topsoil is poorly rooted and susceptible to erosion. As such, the soil is easily washed away when the water runoff is high in the winter (Kretz & Vogtsburg 1994). At the same time, there are reports that *R. japonica* promotes sedimentation: “*Its rigid, wider than a thumb-sized aboveground stems reduce the flow rate during high water, promote sedimentation and contribute to the heightening of banks, which can be detrimental to water drainage*” (Original text in German: “*Seine wenig elastischen, Überdaumendicken, oberirdischen Sprosse vermindern die Fliessgeschwindigkeit des Hochwassers, fangen das*

*Getreibsel, fördern die Sedimentation und tragen zur Aufhöhung des Ufers bei, was für den Abfluss von Nachteil sein kann“*) (Lohmeyer 1969, 1971, in Sukopp and Sukopp 1988). In summary, it can be concluded that in waterways with periodically high winter runoff, *Reynoutria* contributes to bank erosion, while in slowly flowing (downstream) waterways it has a more inhibitory effect on erosion and could perhaps promote sedimentation.

### 3.3.6 Public health & the economy

#### Public health

*Reynoutria* species contain relatively high levels of oxalic acid. While oxalic acid is not toxic, it can bind to minerals such as calcium and magnesium and prevent them from being absorbed by the body, which could in turn lead to deficiencies. Individuals predisposed to rheumatism, arthritis, gout and kidney stones should exercise caution if they decide to eat Japanese knotweed. In traditional dishes that include knotweed, the oxalic acid is removed by rinsing it with water or adding salt (PFAF 2019).

#### Safety of people and infrastructure

When *Reynoutria* species become established on dams and dikes, they supplant the grass cover. This makes these structures more susceptible to erosion when there is high water runoff. The upward growth of rhizomes can displace individual stones in the pavement or stone pitching. (Kretz & Vogtsburg 1994).

In some places where *Reynoutria* species grow close to the road and obstruct vision, extra mowing is carried out, in part to prevent unsafe traffic situations (personal observation, Baudewijn Odé).

#### Socioeconomic impact

In the United Kingdom, the presence of *R. japonica* within seven metres of a building is considered to pose a risk to the building's structural integrity. The soil on which *R. japonica* grows is classified as "controlled waste". Accordingly, the decontamination and/or removal of the soil is expensive, with total nationwide costs for such work estimated at 166 million pounds per year. Meanwhile, the presence of *R. japonica* on a residential property can serve as a reason for denying a mortgage to potential buyers. However, based on a survey of contractors and property managers and a field study of structurally damaged buildings with and without *R. japonica* nearby, no evidence was found to support the assumption that *R. japonica* can cause significant damage to buildings. Woody plants are the species that cause the most damage to buildings. The rhizomes of *R. japonica* rarely grow more than 4 metres away from the aboveground stems and usually no more than 2-2.5 metres. There is no evidence whatsoever to support the claim that *R. japonica* is capable of "growing through concrete". The rhizome tips are remarkably soft and flexible and capable of growing around obstacles and through existing cracks and seams (Fennel et al. 2018, Figure 3.6).

Natural forest regeneration in cleared areas can be impeded if stands of *Reynoutria* are present (Kretz & Vogtsburg 1994). Little to no saplings can establish themselves in *Reynoutria* stands (Aguilera et al. 2010, van Oorschot et al. 2017).

In the state of Missouri in the United States, *R. japonica* occurs as an agricultural weed (Fishel 1999, in Barney et al. 2006). At a local level in Europe, the species also occurs at the edges of agricultural plots (oral communication with J. Leferink).

In the Netherlands, there has been a clear increase in the attention paid to the economic damage caused by Asian knotweeds in recent years. Road authorities and water managers are frequently called to account when adjacent private land is colonised from areas they oversee. More and more homeowners are looking for ways to combat infestations in their gardens (personal observation, FLORON & Radboud University).



Figure 3.6 Bohemian knotweed penetrating a crack in the asphalt (Ruud Beringen).

## 4 *Reynoutria x bohemica*

### 4.1 Species description

#### 4.1.1 Taxonomy

##### Scientific classification

Kingdom: *Plantae*

Phylum: *Tracheophyta*

Class: *Magnoliopsida*

Order: *Caryophyllales*

Family: *Polygonaceae*

Sub-Family: *Polygonoideae*

Tribe: *Polygoneae*

Genus: *Reynoutria*

#### 4.1.2 Nomenclature

##### Scientific name

*Reynoutria x bohemica* J. Chrtek & A. Chrtková

##### Synonyms

*Fallopia x bohemica* (Chrtek & Chrtková) J.P. Bailey

*Fallopia sachalinensis* var. *intermedia* (Tatew.) K.Yonekura & Hiroyoshi Ohashi

*Polygonum x bohemicum* (Chrtek & Chrtková) Zika & Jacobson

*Polygonum sachalinense* var. *intermedium* Tatew.

*Reynoutria x vivax* J. Schmitz & K.J. Strank

*Reynoutria x mizushimae* Yokouchi ex T. Shimizu

*Reynoutria sachalinensis* var. *intermedia* (Tatew.) Miyabe & Kudô

##### Common name

Bohemian knotweed

##### Trade name

No prevailing trade name known (the Dutch name 'Bastaard-duizendknoop' is used occasionally)

**Dutch name:** Basterdduizendknoop, Bastaardduizendknoop, Boheemse duizendknoop

**German name:** Bastard Staudenknöterich

**French name:** Renouée de Bohême

Note: despite having a clear taxonomy, this taxon exhibits great variation and hybrids exist with both parental species, *R. japonica* and *R. sachalinensis*

#### 4.1.3 Range

*Reynoutria x bohemica* is a hybrid between *R. japonica* and *R. sachalinensis*. It first emerged outside the original range of its parental species. In the original range, the parental species are geographically and ecologically separated.

Tetraploid, hexaploid and octoploid forms of *R. x bohemica* occur in Europe. The most common form in Europe is hexaploid (Table 4.1) (Bailey & Wisskirchen 2006, Tiébré et al. 2007b, Krebs et al. 2010, Mandak et al. 2003/2004).

Of all the sampled knotweed plants in Europe, the percentage of *R. x bohemica* varies by region, between 3% and 55% on average (Table 4.1). In the Czech Republic, for instance, *R. x bohemica* is more invasive than each of its parental species and spreads faster (Mandak et

al. 2004). The current representation of *R. x bohemica* in the total knotweed population is probably higher than the percentages shown in Table 4.1.

In western North America, *R. x bohemica* is now the most common knotweed (Gaskin et al. 2014). *R. x bohemica* was not found in Japan until 1997, when it was given the name *Reynoutria x mizushima* Yokouchi ex T. Shimizu. In Japan, it is the hybrid between *R. japonica* var. *uzenensis* and *R. sachalinensis* (Galasso et al. 2009). Though *R. japonica* and *R. sachalinensis* both occur in northern Honshu, they grow in undisturbed areas far removed from each other. Both species are planted in road verges to protect against erosion. As a result, more and more hybrids have been found in disturbed areas in the vicinity of cities (Pashley 2003).

In North America and Europe, the genetic variation within *R. x bohemica* is far greater than it is within *R. japonica* (Gaskin et al. 2014, Krebs et al. 2010).

*Table 4.1. Relative occurrences of R. japonica, R. sachalinensis and R. x bohemica and relative occurrences of the different chromosome numbers (ploidy) in R. x bohemica, both shown as a % the total number of sites sampled.*

Region	Occurrences of Reynoutria taxa (%)			Occurrences of ploidy R. x bohemica (%)				Source
	japonica	sachalinensis	x bohemica	aneuploidy	2n=44	2n=66	2n=88	
Czech Republic	67.6	13.2	19.2	0	2.1	92.5	5.3	Mandak et al. 2003/2004
U.K.	87	10	3	0	21	75	4	Bailey & Wisskirchen 2006
Belgium	49	8	43	3	3	84	10	Tiébré et al. 2007b
Germany & Switzerland	68	8	24	0	0	100	0	Krebs et al. 2010
Western North America	15.2	13.5	71.3	-	-	-	-	Gaskin et al. 2014
Germany (Rhineland)	?	?	55	-	-	-	-	Buhk & Thielsch 2015

#### 4.1.4 Characteristics

*R. x bohemica* is very similar to *R. japonica* and, to a lesser extent, *R. sachalinensis* (see Appendix 4). In particular, its hexaploid form is very similar to *R. japonica* var. *japonica* (Tiébré et al. 2007b).

#### 4.1.5 Reproduction and dispersal

##### Life cycle

The life cycle of *R. x bohemica* is very similar to that of *R. japonica*, and as such the following is a repeat of the description of the life cycle of the latter species. The shoots sprout in early April. Mainly the aboveground portions of the plant grow in the spring. Between mid-April and June, the plant can grow up to 40 cm in four days under favourable conditions. The plants achieve their maximum height around mid-June and flower from late August into October. Between August and November, the assimilates are primarily invested in the rhizomes. The supply of assimilates to belowground organs is the highest in August (in the United Kingdom). The biomass of the rhizomes can be up to 18 times higher in September compared to May. The aboveground portions of the plants die back with the first frost. The brown stems persist throughout the winter and part of the subsequent growing season (Beerling et al. 1994, Seiger & Merchant 1997, Price et al. 2001, Jones et al. 2018). The seed bank of Japanese knotweed is transient; the seeds have a short-lived germinative capacity and germinate in the spring or the ensuing autumn (Tiébré et al. 2007a). However, the seeds of some Slovenian specimens of *R. japonica* and *R. sachalinensis* germinated during the second year (Strgulc Krajšek & Dolenc Koce 2015).

##### Reproduction

*R. x bohemica* probably arose independently in several locations as a result of hybridisation

between *R. japonica* and *R. sachalinensis*. Both in North America (Groeneveld et al. 2014, Gaskin et al. 2014) and Europe (Hollingsworth & Bailey 2000a), it exhibits greater genetic diversity than *R. japonica*. It also has both male-fertile and male-sterile clones, while the *R. japonica* found in Europe is usually male-sterile. In many areas, *R. x bohemica* is the main pollinator of *R. japonica* (Groeneveld et al. 2014, Tiébré et al. 2007a, Krebs et al. 2010). In contrast with *R. japonica*, *R. x bohemica* can spread by means of both seeds and vegetative propagation, at least in North America (Groeneveld et al. 2014, Gaskin et al. 2014).

### Pollinators

The flowers of *Reynoutria* species produce a lot of nectar and are visited and - where the gender distribution allows it - pollinated by a wide range of insects.

### Hybrids

*R. x bohemica* can backcross with *R. japonica* and *R. sachalinensis* (Bailey et al. 2007). Many publications refer to the “Japanese knotweed complex”, which includes *R. japonica* sensu lato and hybrids and backcrosses.

### Dispersal

When stored at room temperature, seeds of *R. x bohemica* remained viable for four years (Beerling et al. 1994). In seed flotation experiments, 50% of the achenes of *R. x bohemica* were still floating after two days. After three days, the seeds began to germinate and these seedlings continued to float. Compared to sowing seeds in the ground, exposure to water significantly improved seedling germination and survival. Both seeds and seedlings can be spread by means of flowing water (Rouified et al. 2011). Their buoyancy is positively correlated to the wing area of the achene. Rounded achenes have a higher buoyancy than elongated achenes. There are clear differences between the various populations of *R. x bohemica* with respect to achene shape (Lamberti-Raverot et al. 2017).

### Vegetative spread

Garden experiments have shown that stem and rhizome fragments from different species of *Reynoutria* species can become new plants (Bimova et al. 2003). This regeneration is possible on the condition that the stem fragment contains at least one bud. Regeneration from rhizomes is more efficient than regeneration from stem fragments in both *R. japonica* (var. *japonica* and var. *compacta*) and *R. x bohemica*. Only when stem fragments are suspended in water are they more successful than rhizomes. Regeneration capacity is generally the highest in *R. x bohemica* and *R. japonica* var. *compacta* and the lowest in *R. sachalinensis*. Buried stem fragments of *R. japonica* var. *japonica* were not found to regenerate. In contrast, buried rhizome fragments of *R. japonica* var. *japonica* regenerated relatively well in sandy soil with relatively poor nutrient levels. With respect to regeneration from fragments, clear differences have been observed between the various genotypes of *R. x bohemica* (Pysek et al. 2003). While specimens in eastern Canada do produce seeds, the spread along rivers there is primarily vegetative, by means of rhizome and stem fragments. The colonisation of river banks begins in cities and villages, from which they then further spread (Duquette et al. 2016).

#### 4.1.6 Habitat and ecology

*R. x bohemica* grows in unmanaged or extensively managed habitats that are relatively rich in nutrients and provide a lot of light. The species is often found in linear stands along the banks of waterways, the edges of fields or forests, along roadways or railways, hedges and wooded embankments. Flat stands can establish themselves in vacant lots or well-lit deciduous forests of poplar and willow trees (NDFP 2019, Dassonville et al. 2011). In Canada and the United States, *R. x bohemica* mainly grows in riparian contexts (e.g. Duquette et al. 2014). In Belgium and France, the mean soil pH of *R. x bohemica* plots is 6.8 (5.8-7.6) (Dassonville et al. 2011). In Polish river valleys, *R. x bohemica* grows at sites with relatively high levels of available nitrogen in the form of  $\text{NH}_4^+$  and  $\text{NO}_3^-$  ions (Chmura et al.

2015). Compared with *R. japonica* and *R. sachalinensis*, *R. x bohemica* occurs more outside built-up areas in the Czech Republic (Mandak et al. 2004).

On the east coast of the United States, hybrids (F1 and backcrosses) have recently established themselves in coastal salt marshes (Richards et al. 2008, Walls 2010). Rhizomes of *R. x bohemica* can survive exposure to saline concentrations of up to 120 mg/l (Rouifed et al. 2012).

## 4.2. Distribution

### 4.2.1 Invasion history of potential distribution area

*Reynoutria x bohemica* was first reported in the former Czechoslovakia in 1983. Later, it was determined that the plant must have been present in Europe for a lot longer than that. In the United Kingdom, herbarium material was found of plants that had been collected in 1872. These plants had originally come from a nursery. It is assumed that *R. x bohemica* arose independently multiple times in Europe - in nurseries, parks, botanical gardens or in the wild - as a result of hybridisation between *R. japonica* and *R. sachalinensis* (see Appendix 7). The spread of *R. x bohemica* was probably also facilitated by the exchange of seeds between botanical gardens, as seeds from *R. japonica* in Europe can actually only be formed as a result of being pollinated with the pollen of ♂ *R. sachalinensis* and are thus mostly of hybridogen origin. (Bailey & Conolly 2000, Bailey & Wisskirchen 2006, Krebs et al. 2010). In the Czech Republic, *R. x bohemica* is spreading faster than each of its parental species (Mandak et al. 2004). In western North America, this taxon is now more common than *R. japonica* and *R. sachalinensis* and also spreading faster than each of its parental species (Gaskin et al. 2014).

### 4.2.2 Pathways of introduction (UNEP pathways and vectors)

Given that *R. x bohemica* arose multiple times in nurseries, and later also in the wild as a result of hybridisation between planted parental species, the pathways of introduction are similar to those of the parental species (Table 3.2, 5.1).

#### Unintentional introduction

The parental species were originally marketed as ornamental plants and were imported to Europe from Asia. They were possibly deliberately bred in nurseries. *R. x bohemica* is sold via at least one Dutch website under the name 'Bastaard-duizendknoop'.

The dumping of both parental species as garden waste or their emergence from soil contaminated with rhizome fragments increases the chances of hybridisation occurring in the wild. In turn, the dumping of the hybrid increases the chances of backcrossing with the parental species.

#### Unintentional introduction

The improper management of existing sites of establishment (e.g. through excavation and mowing activities) can lead to the dispersal of viable rhizome and stem fragments. Rhizome and stem fragments, as well as seeds, can end up in surface water and come to rest elsewhere along river banks. Stem fragments can be dispersed by mowing equipment (Oldenburger et al. 2017).

The species has expanded its range in Central Europe primarily via creeks and rivers. Rhizome fragments can come to the surface as a result of bank erosion or excavation work and be dispersed by flowing water (Sukopp & Sukopp 1988, Böhmer et al. 2006).

The plant can be spread over long distances when soil contaminated with rhizomes is transported on behalf of housing and road construction. Stands in the central reservation of motorways are likely due to the use of fill sand contaminated with rhizomes or the scattering of stem fragments by mowing machines (i.e. poor mowing practices).

### 4.2.3 Climate and biogeography

#### Climate match

This hybrid has no original range, and as such no link has been made with Köppen-Geiger climate regions within the original range.

*R. x bohémica* occurs in the following biogeographic regions in Europe (this is a simplified summary; for greater detail, see Appendix 1 and Appendix 2):

**Atlantic region:** Ireland, United Kingdom, The Netherlands, Belgium.

**Continental region:** Poland, Czech Republic, Germany, Denmark.

**Boreal region:** Finland, Sweden.

**Mediterranean region:** Cyprus, Spain, Italy.

**Pannonian region:** Hungary.

Note: In Slovakia, Austria, Switzerland and Norway, the species possibly occurs up to the Alpine region.

#### Climate scenarios

Climate models are predicting higher winter temperatures at higher latitudes and drier summers. There is no reason to assume that *R. x bohémica* will respond any differently to these changes than *R. japonica*. Based on these future climate scenarios, *R. x bohémica* will spread to higher elevations of the Central European mountains and the northern limit of the range will shift considerably northwards in western Norway, Sweden and Finland. The eastern limit of the range will shift eastwards and end up somewhere between the Baltic states and the Urals. Parts of Iceland will likely become suitable should the species ever be introduced there. At the same time, lower precipitation levels will make conditions less suitable for the species in large parts of central Northern Europe and Southern and Southeastern Europe (Beerling 1993, Beerling et al. 1995).

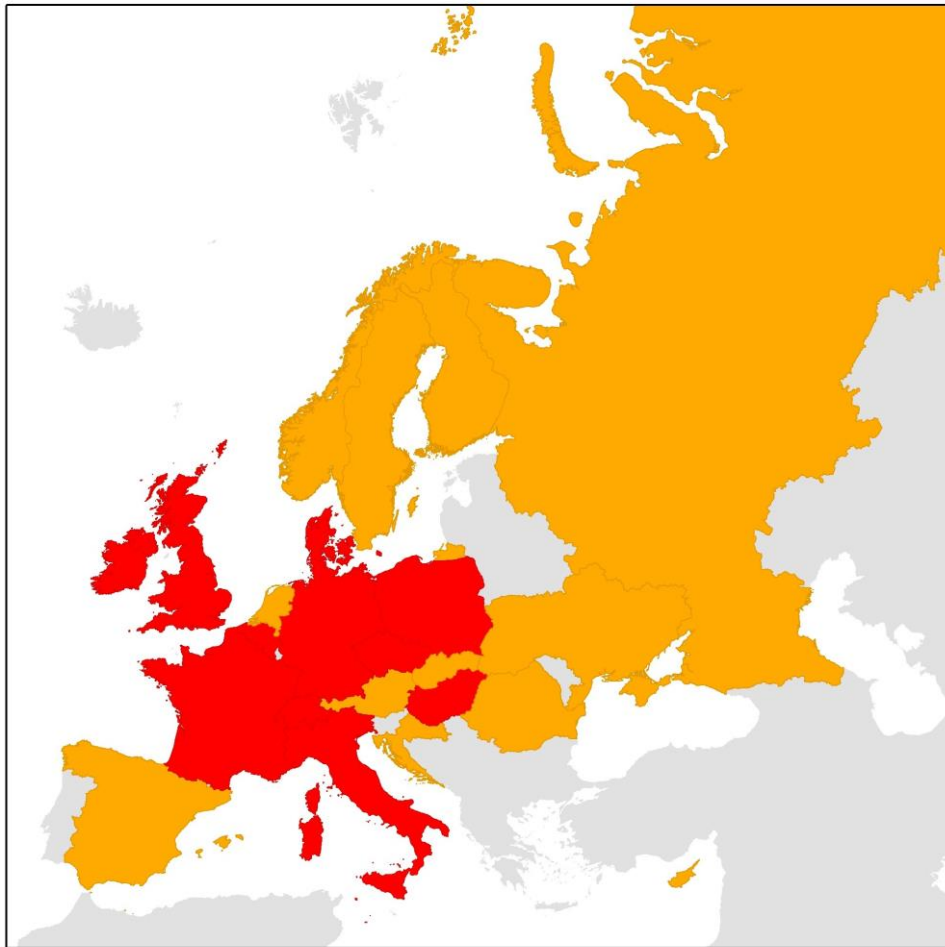
At its northern distribution limit, *R. japonica* does not produce viable seed due to later flowering (Groeneveld et al. 2014). It is not clear whether this also applies to *R. x bohémica*.

### 4.2.4 Occurrence within the EU

The countries within the European Union in which *R. x bohémica* occurs in the wild are shown in Figure 4.1 and Appendix 1. The distribution within the Netherlands is shown in Figure 4.2. Due to its late discovery and similarity to *R. japonica* and *R. sachalinensis*, its distribution is poorly known. In Belgium, *R. x bohémica* is more common than *R. japonica* (Tiébré et al. 2007b).

In parts of the Netherlands where the hybrid has been closely monitored, such as the area north of the Nederrijn between Veenendaal and Oosterbeek, the species occurs in virtually every square kilometre (Figure 4.2). In general, the stands of *R. x bohémica* in the Netherlands are also much more massive than those of *R. japonica* (observation by R. Beringen).





#### Verspreiding *Reynoutria xbohemica*



Figure 4.1 Distribution and extent of invasiveness of *Reynoutria x bohemica* in Europe (Source: <https://www.cabi.org>, April 2019). Note: Other sources can provide different or additional information about distribution and invasiveness than that which is shown on this map.

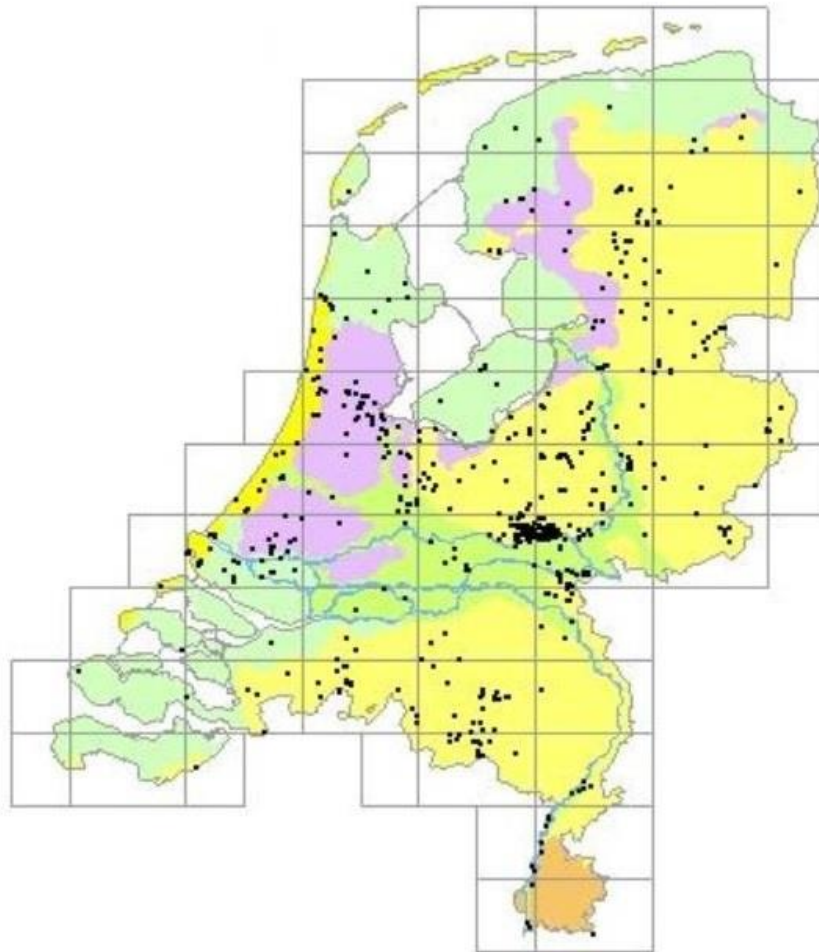


Figure 4.2. The distribution of *R. x bohemica* in the Netherlands based on observations entered into the NDFD (2019).



Figure 4.3 Large stand of Bohemian knotweed in early spring (Ruud Beringen)

## 4.3 Impacts

### 4.3.1. Biodiversity and ecosystems

#### Vascular plants

In germination tests conducted in a greenhouse, leachates of litter from *R. x bohemica* and soil in which *R. x bohemica* had previously grown did not have a significant negative effect on the seed germination or seedling biomass of nine native herbs. In fact, soil in which *R. x bohemica* had previously grown had a positive effect on the germination of most species. In an outdoor experiment, the total biomass of native species was not negatively impacted by the leachates, the rhizomes of *R. x bohemica* nor the soil in which *R. x bohemica* had previously grown. However, the separate biomass of ground-ivy (*Glechoma hederacea*) was negatively affected by the presence of *R. x bohemica* rhizomes or leachates. It also invested more energy in horizontal runners than flowering shoots when in the presence of rhizomes and leachates. *R. x bohemica* (leachates, rhizomes, soil in which *R. x bohemica* had previously grown) also significantly delayed the flowering time of *Silene dioica* (Parepa et al. 2012).

In laboratory experiments conducted by Moravcová et al. (2011), extracts from the dried leaves of *R. x bohemica* were found to have an inhibitory (phytotoxic) effect on the seed germination of *Urtica dioica*, *Calamagrostis epigejos* and *Lepidium sativum*. The germination of the seeds of *Calamagrostis epigejos*, in particular, was inhibited.

In competition experiments with native plants, *R. x bohemica* was found to be significantly more competitive and more strongly suppressed the growth of native species than both parental species (Parepa et al. 2014).

### 4.3.2 Red List species and protected species

No publications were found that examine the impact of Asian knotweeds on Red List species or protected species in Europe. Two experts on invasive species in nature reserves were also unable to produce any examples of a decrease in policy-relevant species when queried (oral communication with Henk Siebel and Max Simmelink). In the Netherlands, Asian knotweeds grow mainly at sites where garden waste is dumped. These sites are generally located at nutrient-rich forest edges and scrub vegetation where few rare or protected species grow.

### 4.3.3 EU habitats

The Natura 2000 areas in the Netherlands where *R. x bohemica* is found are shown in Appendix 5. Given that the hybrid has possibly been mistaken for *R. japonica*, it likely occurs in many more Natura 2000 areas than this. In any case, *R. x bohemica* has been observed in 15 (and possibly many more) Natura 2000 areas in the Netherlands. Its occurrence in a Natura 2000 area does not necessarily mean that it is also growing in a protected EU habitat type.

As with the Japanese knotweed, it can be said that *R. x bohemica* already poses a threat to habitat types in river and stream valleys, particularly in Central Europe. In the Netherlands, it currently only occurs to a modest extent in the wild in similar biotopes, but in light of the situation in Central Europe this could change in the future. So far, *R. x bohemica* has escaped from gardens to establish itself and spread at various sites in the country, such as along the lower reaches of the Heelsumse Beek brook, where efforts are being made to control it.

#### 4.3.4 Physicochemical properties and structure of ecosystems

In Belgium and France, the mean soil pH of *R. x bohemica* plots is 6.8 (5.8-7.6). The mean pH of *Reynoutria* stands was somewhat lower than that of native vegetation under similar conditions (Aguilera et al. 2011).

Compared to the leaves of red alder trees (*Alnus rubra*), the fallen leaves of *R. x bohemica* had lower levels of nitrogen and phosphorous and higher levels of cellulose, fibre and lignin. The values were comparable to those of poplar (*Populus trichocarpa*). “Shredders” (macrofauna such as amphipods and stone fly larvae that consume and reduce coarse organic material in water) that were collected from leaf packs that had soaked in water for 31 days were more abundant on red alder leaves than *R. x bohemica* and poplar leaves. Changes to the quality and amount of litter that ends up in the aquatic environment as a result of the appearance of *R. x bohemica* can have an impact on the functioning of stream ecosystems (Claeson et al. 2014).

#### 4.3.5 Ecosystem services

##### Provisioning services

*R. x bohemica* is no less edible than *R. japonica* (see 3.3.5).

*Reynoutria* species contain a lot of biologically active constituents, especially polyphenols. Their rhizomes and young shoots are used in traditional Asian medicine. The rhizomes contain higher amounts of the active constituents resveratrol, piceid, catechin and epicatechin than the young shoots. (Vrchotova et al. 2007, Frantik et al. 2013).

In field experiments conducted in the Czech Republic, the aboveground biomass of *R. x bohemica* was found to be higher than that of *R. japonica* or *R. sachalinensis*. Some clones of *R. x bohemica* appear to be suitable as biomass crops (Frantik et al. 2013).

##### Regulating services

Banks that are overgrown with *R. x bohemica* are susceptible to erosion because the banks become bare in the winter after the plant dies off. The dead stems are said to obstruct drainage and the plant purportedly causes damage to flood defences, yet no corroboration can be found for these harmful effects in the scientific literature (Lavoie 2017). At the same time, there are reports that *R. japonica* (and thus also presumably *R. x bohemica*) promotes sedimentation: “Seine wenig elastischen, überdaumendicken, oberirdischen Sprosse vermindern die Fliessgeschwindigkeit des Hochwassers, fangen das Getreibsel, fördern die Sedimentation und tragen zur Aufhöhung des Ufers bei, was für den Abfluss von Nachteil sein kann” (Lohmeyer 1969, 1971 in Sukopp & Sukopp 1988).

In Japan, both *R. japonica* and *R. sachalinensis* are in fact planted with a view to stabilising road verges against the threat of erosion (Pashley 2003).

#### 4.3.6 Public health & the economy

##### Public health

*Reynoutria* species contain relatively high levels of oxalic acid. While oxalic acid is not toxic, it can bind to minerals such as calcium and magnesium and prevent them from being absorbed by the body, which could in turn lead to deficiencies. Individuals predisposed to rheumatism, arthritis, gout and kidney stones should exercise caution if they decide to eat Japanese knotweed. In traditional dishes that include knotweed, the oxalic acid is removed by rinsing it with water or adding salt (PFAF 2019).

##### Safety of people and infrastructure

Dams and dikes that are covered with *Reynoutria* species are more susceptible to erosion when there is high water runoff. The upward growth of rhizomes can displace individual stones in the pavement or stone pitching. (Kretz & Vogtsburg 1994).

**Socioeconomic impact**

The damage that is reported in the United Kingdom for the presence of *R. japonica* in the vicinity of buildings and infrastructure also applies to *R. x bohemica* (see Section 3.3.6). In the Netherlands, there has been a clear increase in the attention paid to the economic damage caused by Asian knotweeds in recent years. Road authorities and water managers are frequently called to account when adjacent private land is colonised from areas they oversee. Homeowners are looking for ways to combat infestations in their gardens (personal observation, FLORON & Radboud University).

## 5 *Reynoutria sachalinensis*

### 5.1 Species description

#### 5.1.1 Taxonomy

##### Scientific classification

Kingdom: *Plantae*  
 Phylum: *Tracheophyta*  
 Class: *Magnoliopsida*  
 Order: *Caryophyllales*  
 Family: *Polygonaceae*  
 Sub-Family: *Polygonoideae*  
 Tribe: *Polygonaeae*  
 Genus: *Reynoutria*

#### 5.1.2 Nomenclature

##### Scientific name

*Reynoutria sachalinensis* (Friedrich Schmidt Petrop.) Nakai

##### Synonyms

*Fallopia sachalinensis* (Friedrich Schmidt Petrop.) Ronse Decraene  
*Pleuropterus sachalinensis* (F. Schmidt) Moldenke  
*Polygonum sachalinense* Friedrich Schmidt Petrop.  
*Reynoutria brachyphylla* (Honda) Nakai  
*Reynoutria sachalinensis* var. *brachyphylla* Honda  
*Tiniaria sachalinensis* (Fr. Schmidt) Janch.

##### Common name

Giant knotweed

##### Trade name

The following cultivars appear on the List of Names of Perennials (Hoffman 2016a):

'Candy'®

'Igniscum'®

Both cultivars have been developed to serve as biomass crops. As biomass crops, they are known under the names *Fallopia sachalinensis* var. *igniscum* Candy® and *Fallopia sachalinensis* var. *igniscum* Basic®. (Veste et al. 2011). In the Netherlands, as far as it is known, *Reynoutria sachalinensis* is not sold by nurseries as a garden plant (<https://plantago.nl>). It also does not appear to be sold in other European countries.

**Dutch name:** Sachalinse duizendknoop

**German name:** Sachalin Staudenknöterich

**French name:** Renouée de Sakhaline

#### 5.1.3 Range

The original range of *R. sachalinensis* encompasses Russia (Sakhalin island and the southern Kuril islands), Japan (Hokkaido, northern Honshu) (Komarov 1970) and Korea (only on the island of Ulleungdo) (Kim & Park 2000).

#### 5.1.4 Characteristics

Robust, rhizome-forming herbaceous perennials with 2-3(-4) m long erect, hollow stems.

**Leaves:** thin, 10-30 cm long and 4-25 cm wide; from oblong ovate to oblong, cuspidate with

a cordate base (Figure 5.1, sometimes truncate in the uppermost leaves), glabrous or with sporadic long, flexible hairs on the underside, somewhat wavy edges. **Petioles:** 3-4 cm long. **Ochreae:** oblong, membranous, with prominent nerves, not ciliate, weather quickly. **Inflorescence:** axillary panicles, singular or in bundles, primary axis inflorescence shorter than the leaves (<15 cm) with short, thick hair; bracts small, ovate, point-tipped, downy. **Flowers:** pedicels longer than perianth, perianth funnel-shaped, greenish white, the inner 3 tepals have strongly developed wings in flowering time, 8 stamens, 3 styles, stigma shield-shaped. **Achenes:** trigonous, oblong, dark brown, glossy, pointed (Komarov 1970).

### Similar species

*R. sachalinensis* resembles *R. japonica* and *R. x bohemica* (see Appendix 4 for their differences), but is more robust in all aspects. Its inflorescence is shorter and more compact than that of *R. japonica*.

## 5.1.5. Reproduction and dispersal

### Life cycle

The life cycle of *R. sachalinensis* is very similar to that of *R. japonica*, and as such the following is a repeat of the description of the life cycle of the latter species. The shoots sprout in early April. Mainly the aboveground portions of the plant grow in the spring. Between mid-April and June, the plant can grow up to 40 cm in four days under favourable conditions. The plants achieve their maximum height around mid-June and flower from late August into October. Between August and November, the assimilates are primarily invested in the rhizomes. The supply of assimilates to belowground organs is the highest in August (in the United Kingdom). The biomass of the rhizomes can be up to 18 times higher in September compared to May. The aboveground portions of the plants die back with the first frost. The brown stems persist throughout the winter and part of the subsequent growing season (Beerling et al. 1994, Seiger & Merchant 1997, Price et al. 2001, Jones et al. 2018). The seed bank of Japanese knotweed is transient; the seeds have a short-lived germinative capacity and germinate in the spring or the ensuing autumn (Tiébré et al. 2007a). However, the seeds of some Slovenian specimens of *R. japonica* and *R. sachalinensis* germinated during the second year (Strgulc Krajšek & Dolenc Koce 2015).

### Reproduction

In Europe, both hermaphroditic and male-sterile clones occur. The minimal genetic diversity in the United Kingdom and Belgium is an indication that the population is descended from a few imported clones that reproduced mainly by vegetative means (Pashley et al. 2007, Tiébré et al. 2007b). Hermaphroditic clones are rare in Belgium (Tiébré et al. 2007a).

### Pollinators

The flowers of *Reynoutria* species produce a lot of nectar and are visited and - where the gender distribution allows it - pollinated by a wide range of insects.

### Hybrids

*R. sachalinensis* can cross with *R. japonica* and backcross with *R. x bohemica* (Bailey et al. 2007).

### Dispersal

Little is known about the spread of *R. sachalinensis* by means of seeds. In Europe, the plant appears to spread to new areas mainly by vegetative means (Pashley 2007, Tiébré et al. 2007b).

### Vegetative spread

Garden experiments have shown that stem and rhizome fragments from different species of *Reynoutria* species can become new plants (Bimova et al. 2003). This regeneration is

possible on the condition that the stem fragment contains at least one bud. Regeneration from rhizomes in *R. sachalinensis* is generally less efficient than in both *R. japonica* and *R. × bohemica*. Only when its stem fragments are suspended in water does the regeneration in *R. sachalinensis* compare favourably with the other taxa (80% regeneration). Nevertheless, the overall regenerative capacity of *R. sachalinensis* is the lowest of the *Reynoutria* species. Rhizomes placed upright, with the node at the soil surface level, exhibited no regeneration. In contrast, buried rhizome fragments of *R. sachalinensis* regenerated relatively well in sandy soil with relatively rich nutrient levels.

#### 5.1.6. Habitat and ecology

*R. sachalinensis* grows in unmanaged or extensively managed habitats that are relatively rich in nutrients and provide a lot of light. Outside of parks or gardens, the species is found along the banks of streams or rivers, the edges of fields or forests, along roadways or railways, hedges and wooded embankments. While the species is grown in Europe as a feed crop, it is not known whether it also occurs in neglected fields as a result of this cultivation. Compared to the other two *Reynoutria* species, *R. sachalinensis* seems to have a greater preference for more humid sites.

In Polish river valleys, *R. sachalinensis* grows at sites with relatively high levels of available nitrogen in the form of  $\text{NH}_4^+$  and  $\text{NO}_3^-$  ions (Chmura et al. 2015).



Figure 5.1 Flowering Giant knotweed near Middachten (Ruud Beringen).



## 5.2. Distribution

### 5.2.1 Invasion history of potential distribution area

During Russian expeditions to Sakhalin in 1853 and 1861, material from *R. sachalinensis* was collected and sent to St. Petersburg. The type material, i.e. the plants based upon which the species was described (=holotype), was collected from a river bank on the west coast of Sakhalin in 1853. When this material arrived in St. Petersburg in 1855, it was planted in the botanical garden. During another expedition in 1861, material was also collected in Japan. It is possible that other living material (seeds or plants) found its way from Asia to the United Kingdom (Kew Gardens) around the years 1860 and 1879. In the United Kingdom, the plant appeared on the market for the first time in 1869/1870. Genetic research has shown that plants originally from Hokkaido (Japan) occur in Europe, and were spread via St. Petersburg. Plants also occur in the United Kingdom that descend from material that was imported directly from Honshu (Pashley et al. 2007). St. Petersburg and Kew Gardens botanical garden in the United Kingdom are the centres from which *R. sachalinensis* spread to its current secondary range. By virtue of these different provenances and given that not only rhizomes but also seeds were probably imported, *R. sachalinensis* exhibits greater genetic diversity than *R. japonica* in Europe. In contrast to *R. japonica*, there are not only male-sterile genotypes but also male-fertile genotypes of *R. sachalinensis* in Europe (Bailey & Conolly 2000, Pashley et al. 2007).

Compared to *R. japonica* and *R. x bohemica*, *R. sachalinensis* is less invasive and spreads more slowly (Herpigny et al. 2014, Mandak et al. 2004).

### 5.2.2 Pathways of introduction (UNEP pathways and vectors)

The pathways of introduction are summarised in Table 5.1.

Table 5.1. Pathways of introduction for *R. sachalinensis* based on the UNEP classification of pathways of introduction and vectors (UNEP 2014).

Category	Subcategory	Primary	Secondary
Release in Nature	Release in nature for landscape improvement	x	
Escape from confinement	Agriculture (including biofuel)	x	
	Botanical garden/zoo	x	
	Horticulture	x	
Transport contaminant	Transportation of habitat material (soil, vegetation, wood)		x
Corridor	Interconnected waterways		x

#### Intentional introduction

*R. sachalinensis* was imported to Europe from Asia and was used as a feeder crop and ornamental plant (Conolly 1977). It is not known to have been grown as a feeder crop in the Netherlands, though the Dutch have conducted experiments involving the cultivation of *R. sachalinensis* as a biomass crop (Matthews et al. 2015). Its occurrence at new sites outside gardens is usually the result of the dumping of garden waste or soil contaminated with rhizome fragments.

#### Unintentional introduction

The improper management of existing sites of establishment (e.g. through excavation and mowing activities) can lead to the dispersal of viable rhizome and stem fragments, just as it can for other Reynoutria species.

### 5.2.3 Climate and biogeography

#### Climate match

The original range of *R. sachalinensis* encompasses the Köppen-Geiger climate regions listed in Table 5.2 (<http://koeppen-geiger.vu-wien.ac.at/present.htm>). The regions in Europe with similar climates are shown in Figure 5.2.

Table 5.2. Köppen-Geiger climate regions within the original range of *R. sachalinensis*.

Code	Köppen-Geiger classification	Original range in
Dfa	Cold-No Dry Season-Hot Summer	Japan (Honshu)
Dfb	Cold-No Dry Season-Warm Summer	Japan (Hokkaido)
Dfc	Cold-No Dry Season-Cold Summer	Sakhalin, Kuril Islands, Eastern Russia

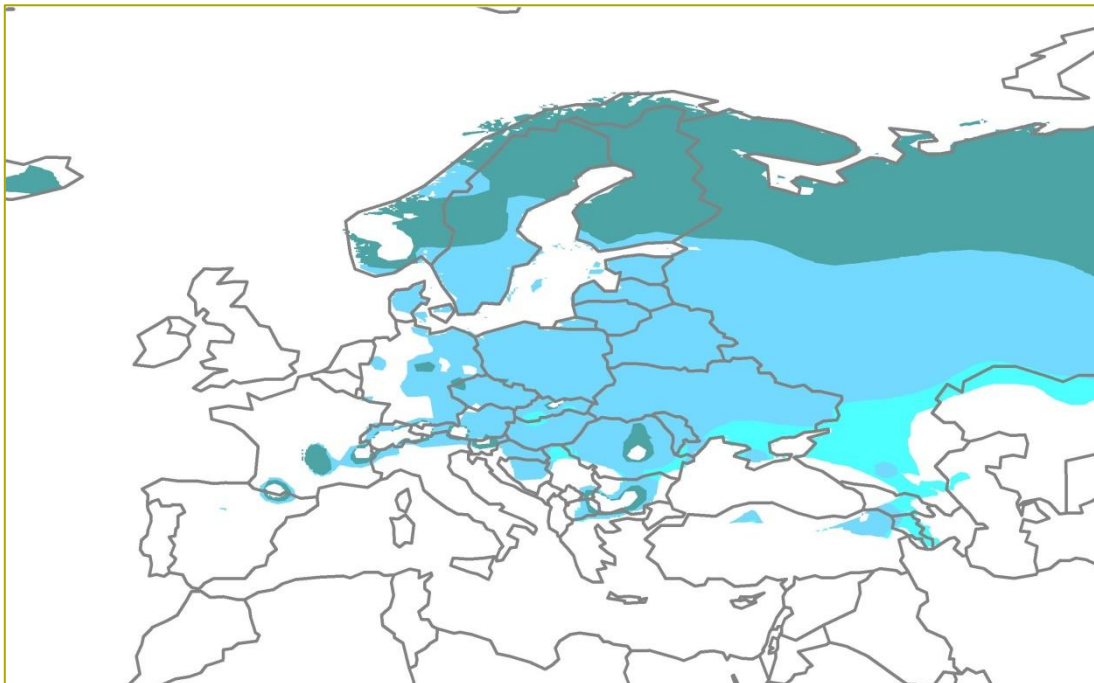


Figure 5.2. The location of climate regions Dfa, Dfb and Dfc in Europe.

Within Europa, climate regions Dfb, Dfc and Dfa are those regions where the climate corresponds to that of the species' original range. These regions are located mainly in Central, Eastern and Northern Europe (Figure 5.2). The climate zone to which Western Europe belongs (Cfb: Temperate-No Dry Season-Warm Summer) does not occur within the original range.

#### Biogeographic occurrence in Europe

*R. sachalinensis* occurs in the following biogeographic regions in Europe (this is a simplified summary; for greater detail, see Appendix 1 and Appendix 2):

**Atlantic region:** Ireland, United Kingdom, The Netherlands, Belgium.

**Continental region:** Luxembourg, Poland, Czech Republic, Germany, Bulgaria, Serbia, Denmark, Slovenia, Romania, Croatia, Ukraine.

**Boreal region:** Estonia, Lithuania, Finland, Sweden.

**Mediterranean region:** Cyprus, Greece, Spain, Italy.

**Pannonian region:** Hungary

Note: In Slovakia, Austria, Switzerland and Norway, the species possibly occurs up to the Alpine region.

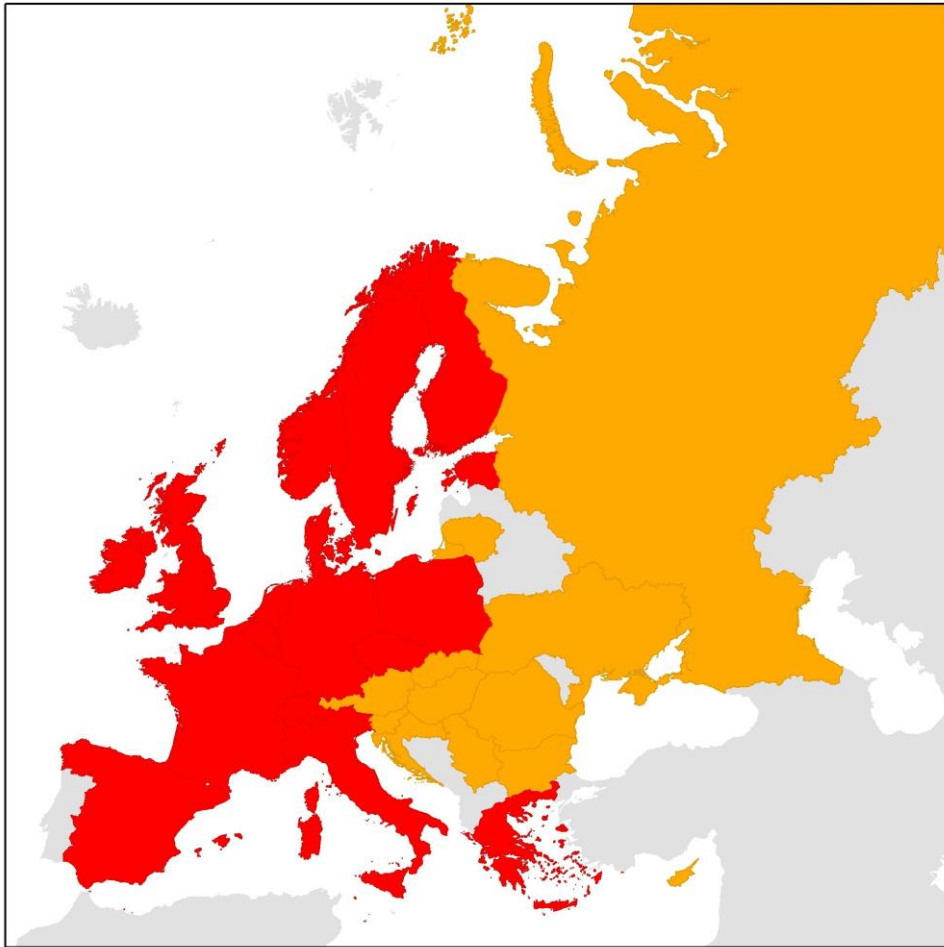
### **Climate scenarios**

Climate models are predicting higher winter temperatures at higher latitudes and drier summers. There is no reason to assume that *R. sachalinensis* will respond any differently to these changes than *R. japonica*. Based on these future climate scenarios, *R. sachalinensis* will spread to higher elevations of the Central European mountains and the northern limit of the range will shift considerably northwards in western Norway, Sweden and Finland. The eastern limit of the range will shift eastwards and end up somewhere between the Baltic states and the Urals. Parts of Iceland will likely become suitable should the species ever be introduced there. At the same time, lower precipitation levels will make conditions less suitable for the species in large parts of central Northern Europe and Southern and Southeastern Europe (Beerling 1993, Beerling et al. 1995).

At its northern distribution limit, *R. japonica* does not produce viable seed due to later flowering (Groeneveld et al. 2014). It is not clear whether this also applies to *R. sachalinensis*.

### **5.2.4 Occurrence within the EU**

The countries within the European Union in which *R. sachalinensis* occurs in the wild are shown in Figure 5.3 and Appendix 1. The distribution within the Netherlands is shown in Figure 5.4. Within Europe, it is more common in Northern and Eastern Europe than in the south (Krebs et al. 2010).



### Verspreiding *Reynoutria sachalinensis*



Figure 5.3 Distribution and extent of invasiveness of *Reynoutria sachalinensis* in Europe (Source: <https://www.cabi.org>, April 2019). Note: Other sources can provide different or additional information about distribution and invasiveness than that which is shown on this map.

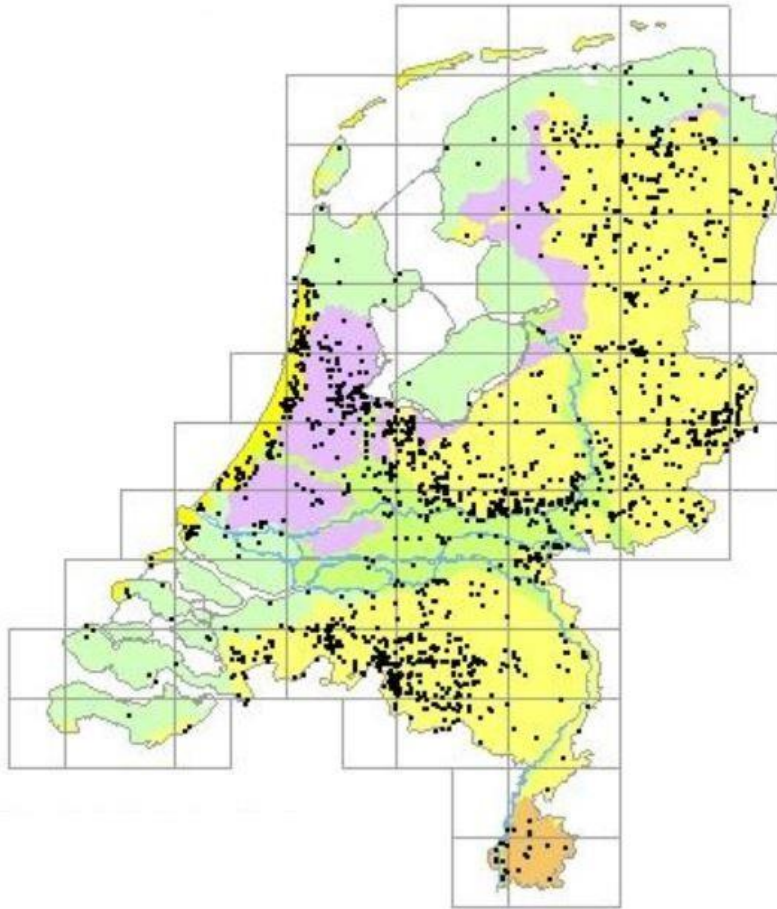


Figure 5.4. The distribution of *Reynoutria sachalinensis* in the Netherlands based on observations entered into the NDFF (2019).

## 5.3 Impacts

### 5.3.1 Biodiversity and ecosystems

#### Soil microflora

In field experiments conducted in the Czech Republic, Hedeneč et al. (2014a) found a lower abundance and diversity of the soil fauna under *R. sachalinensis* and a few other introduced biofuel crops than under native biofuel crops such as *Phalaris arundinacea* and *Salix viminalis*.

Leachates from *R. sachalinensis* inhibit the growth and development of white worms *Enchytraeus crypticus* (Annelida) and springtails *Folsomia candida* (Collembola) (Hedeneč et al. 2014b).

#### Vascular plants

In riparian forests in the western United States, Urgenson et al. (2009) found a negative correlation between the density of *R. sachalinensis* and the species richness and abundance of native herbs, shrubs and juvenile trees (< 3m).

Leachates from the withered leaves of *Reynoutria sachalinensis* have a negative effect on the seed germination of wheat and mustard (Hedenec et al. 2014b).

In laboratory experiments conducted by Moravcová et al. (2011), extracts from the dried leaves of *R. sachalinensis* were found to have an inhibitory (phytotoxic) effect on the seed germination of *Urtica dioica*, *Calamagrostis epigejos* and *Lepidium sativum*. The germination of the seeds of *Urtica dioica*, in particular, was inhibited by the extracts of *R. sachalinensis*.

### 5.3.2 Red List species and protected species

No publications were found that examine the impact of Asian knotweeds on Red List species or protected species in Europe. Two experts on invasive species in nature reserves were also unable to produce any examples of a decrease in policy-relevant species when queried (oral communication with Henk Siebel and Max Simmelink). In the Netherlands, *R. sachalinensis* grows in nutrient-rich areas where few rare or protected species grow.

### 5.3.3 EU habitats

The Natura 2000 areas in the Netherlands where *R. sachalinensis* is found are shown in Appendix 5. *R. sachalinensis* has been observed in 23 (and possibly 49) Natura 2000 areas in the Netherlands. Its occurrence in a Natura 2000 area does not necessarily mean that it is also growing in a protected EU habitat type.

As with the Japanese knotweed, *R. sachalinensis* is a potential threat to habitat types in river and stream valleys, particularly in Central Europe. In the Netherlands, it currently only occurs to a modest extent in the wild in similar biotopes, but in light of the situation in Central Europe this could change in the future. Currently, *R. sachalinensis* can be found growing in massive stands in some places, such as along upstream portions of the Reusel river. It is not conceivable that *R. sachalinensis* could stifle the development of the Floating water-plantain (*Luronium natans*) here due to sunlight obstruction.

### 5.3.4 Physicochemical properties and structure of ecosystems

The litter of *R. sachalinensis* has a higher C/N ratio (52:1) (38-58% higher) than *Alnus* and *Salix* species. A high percentage (76%) of the nitrogen present in the leaves in the autumn (prior to falling) is stored in the root system. The displacement of native species in riparian biotopes by *R. sachalinensis* can lead to changes in the structure and functioning of these and adjacent aquatic ecosystems (Urgenson et al. 2009). The resorption of nitrogen from senescing leaves appears to be less efficient in *R. sachalinensis* when compared with *R. japonica* and *R. x bohemica*. One possible explanation for the higher competitive ability of the latter two species is their comparatively larger belowground reserves of nitrogen (Hergigny et al. 2012).

### 5.3.5 Ecosystem services

#### Provisioning services

In Europe, *R. sachalinensis* was cultivated as a feed crop, with the young shoots being eaten by cattle and horses. The plants were also stored as silage (Komarov 1970, Bailey & Conolly 2000).

*Reynoutria sachalinensis* var. *Igniscum* is cultivated as a biofuel. The plants also thrive in nitrogen-poor soil and can be harvested 2-3 times per growing season. The harvested material can be burned directly or used in the production of biogas (Veste et al. 2011, Matthews et al. 2015).

*Reynoutria* species contain a lot of biologically active constituents, especially polyphenols. Their rhizomes and young shoots are used in traditional Asian medicine. The rhizomes contain higher amounts of the active constituents resveratrol, piceid, catechin and epicatechin than the young shoots. The rhizomes of *R. sachalinensis* are less suitable for the

production of resveratrol than those of *R. japonica* and *R. x bohemica* (Vrchotova et al. 2007, Frantik et al. 2013).

### **Regulating services**

In Europe, *R. sachalinensis* was planted as a riverbank stabiliser (Bailey & Conolly 2000). In Japan, both *R. japonica* and *R. sachalinensis* are planted with a view to stabilising road verges against the threat of erosion (Pashley 2003).

An extract from *R. sachalinensis* can be sprayed on the leaves of grape, wheat, tomato, cucumber and strawberry plants to increase the resistance of these crops to fungal pathogens (Lalancette et al. 2013, EFSA 2015).

In addition to being used as a biofuel, *R. sachalinensis* can also be used to decontaminate sewage sludge of heavy metals and other hazardous elements (Pb, Cr, Co, As, Hg, Mn) (Ust'ak & Vana 1998).

## **5.3.6 Public health & the economy**

### **Public health**

*Reynoutria* species contain relatively high levels of oxalic acid. While oxalic acid is not toxic, it can bind to minerals such as calcium and magnesium and prevent them from being absorbed by the body, which could in turn lead to deficiencies. Individuals predisposed to rheumatism, arthritis, gout and kidney stones should exercise caution if they decide to eat Japanese knotweed. In traditional dishes that include knotweed, the oxalic acid is removed by rinsing it with water or adding salt (PFAF 2019).

### **Safety of people and infrastructure**

Dams and dikes that are covered with *Reynoutria* species are more susceptible to erosion when there is high water runoff. The upward growth of rhizomes can displace individual stones in the pavement or stone pitching (Kretz & Vogtsburg 1994).

### **Socioeconomic impact**

The damage that is reported in the United Kingdom for the presence of *R. japonica* in the vicinity of buildings and infrastructure also applies to *R. sachalinensis* (see 3.3.6).

In the Netherlands, there has been a clear increase in the attention paid to the economic damage caused by Asian knotweeds in recent years. Road authorities and water managers are frequently called to account when adjacent private land is colonised from areas they oversee. Homeowners are looking for ways to combat infestations in their gardens (personal observation, FLORON & Radboud University).

## 6 *Koenigia polystachya*

### 6.1 Species description

#### 6.1.1 Taxonomy

##### Scientific classification

Kingdom: *Plantae*

Phylum: *Tracheophyta*

Class: *Magnoliopsida*

Order: *Caryophyllales*

Family: *Polygonaceae*

Sub-Family: *Polygonoideae*

Tribe: *Persicarieae*

Genus: *Koenigia*

#### 6.1.2 Nomenclature

##### Scientific name

*Koenigia polystachya* (Wall. ex Meisn.) T.M. Schust. & Reveal

##### Synonyms

*Aconogonon polystachyum* (Wall. ex Meisn.) K. Haraldson

*Aconogonon polystachyum* (Wall. ex Meisn.) Kral

*Persicaria polystachya* (Meisn.) H. Gross

*Persicaria wallichii* W. Greuter & Burdet

*Persicaria wallichii* var. *tomentosa* S.P. Hong

*Peutalis polystachya* Raf.

*Pleuropterypyrum hagei* (Royle ex Bab.) A.H. Munshi & G.N. Javeid

*Pleuropterypyrum polystachyum* (Wallich ex Meisn.) A.H. Munshi & G.N. Javeid

*Polygonum hagei* Royle ex Bab.

*Polygonum molle* Wight

*Polygonum polystachyum* Meisn.

*Polygonum polystachyum* var. *longifolia* J. D. Hooker

*Reynoutria polystachya* (Wall.) Moldenke

*Rubrivena polystachya* (Wall.) M. Král

**Common name:** Himalayan knotweed

##### Trade name

This species appears as *Persicaria polystachya* on the List of Names of Perennials (Hoffman 2016a) and is sold by only a few Dutch nurseries (<https://plantago.nl>).

**Dutch name:** Afghaanse duizendknoop

**German name:** Stutzblättriger Bergknöterich

**French name:** Renouée à épis nombreux

#### 6.1.3 Range

The original range of *K. polystachya* encompasses the alpine and subalpine zones between 2,400 and 4,400 m of elevation of the Himalayan mountain range in China (Sichuan, Yunnan), Tibet, Bhutan, Jammu and Kashmir (Kashmir), Pakistan (Kurrum, Hazara), Sikkim, Nepal, India (Assam, Arunachal Pradesh, Himachal Pradesh) and possibly Afghanistan. The species' optimal habitat lies between 3,000 and 3,800 m of elevation (Kala 2004, Catalogue of Life 2019). While its Dutch name (Afghaanse duizendknoop) would suggest that the



species also occurs in Afghanistan, no herbarium material from this country is known (Hong 1993).

*K. polystachya* occurs in the wild in Europe, the United States, the south coast of Alaska (Klein 2011), Canada and New Zealand (<https://www.gbif.org/species/8848208>). While there is a record of the species being collected in 1932 in the Pusan district of southeastern South Korea (Hong & Moon 2003), it is unknown whether the species is still present in the country.

#### 6.1.4 Characteristics

Erect, 30-100(-150) cm high perennials with creeping rhizomes. Outside its original range, the species can grow to a height of 2.5 m under favourable conditions (Diekjobst 1992).

**Stems:** glabrous to pubescent with short internodes, usually reddish brown. **Leaves:** (7.5-)9-22(-27) cm long and 2.8-8.0 cm wide, oblong to oblong-ovate, acuminate at the apex, cordate/truncate at the base, hairy on the veins, glabrous above, almost glabrous to densely hairy below, subsessile or petiolate, approx. 1 cm long. Rosette leaves absent. **Ochreae:** tubular, dark brown, 1-2 cm long, membranous, densely pubescent, not ciliate.

**Inflorescence:** terminal, paniculate, spreading, pubescent, with reddish axes. **Perianth:** (2.5-)3-4(-5) mm, fragrant, pedicels 2-3.5 mm long, usually 5 tepals, white-cream coloured, inner 3 obtuse, broadly ovate 3-3.5(-4) mm long, outer 2 acute, ovate, smaller than the inner ones. **Stamens:** (7-)8 unequal in length. **Ovaries:** Trigonous with 3 free styles. **Achenes:** trigonous 3(-3.5) x 1.5 mm, brown, shining. (Flora of Pakistan on [http://www.tropicos.org/Rubrivena polystachya \(Wall. ex Meisn.\) M. Král, Hong 1993, Stace 2019](http://www.tropicos.org/Rubrivena%20polystachya%20(Wall.%20ex%20Meisn.)%20M.%20Kral,%20Hong%201993,%20Stace%202019)).

Interestingly, Flora of Pakistan and Flora of China differ with European flora in that they report smaller leaf sizes, among other things, and characterise the plant as “shrubby”.

#### Similar species

The following similar species are on the market in Europe (in **bold**) and/or can establish themselves in the wild (Jonsell 1999, Hoffman 2016a, Stace 2019, names taken from Schuster et al. 2015):

- ***Koenigia alpina*** (*Aconogonon alpinum*, *Persicaria alpina*, *Polygonum alpinum*, *Pleuropterypyrum alpinum*, *Polygonum polymorphum*, *Aconogonon polymorphum*).
- *Koenigia alaskana* (*Polygonum alpinum* var. *lapathifolium*, *Polygonum polymorphum* var. *lapathifolium*, *Polygonum alpinum* var. *alaskanum*, *Polygonum alpinum* subsp. *alaskanum*, *Polygonum alaskanum*, *Aconogonon alaskanum*, *Aconogonon hultenianum* var. *lapathifolium*).
- ***Koenigia x fennica*** (= *Koenigia alpina* x *Koenigia weyrichii*), (*Aconogonon x fennicum*, *Persicaria x fennica*, *Polygonum x fennicum*).
- ***Koenigia weyrichii*** (*Aconogonon weyrichii*, *Persicaria weyrichii*, *Polygonum weyrichii*)
- *Koenigia mollis* (*Aconogonon molle*, *Polygonum molle*, *Ampelygonum molle*).
- ***Koenigia campanulata*** (*Polygonum campanulatum*, *Reynoutria campanulata*, *Aconogonon campanulatum*, *Persicaria campanulata*).
- *Koenigia lichiangensis* (*Polygonum lichiangense*, *Aconogonon lichiangense*).

On the website Plantago.nl, more sales outlets are listed for *Polygonum polymorphum* (Alpenknöterich) *Koenigia alpina* than for *K. polystachya* (under the name *Persicaria polystachya*). *Koenigia alpina* has been found in the wild in the Netherlands many times in the past.

During flowering, the longest (outer) tepals of *K. polystachya*, *K. alpina* and *K. x fennica* are longer than 2.5 mm, while those of *K. weyrichii* and *K. mollis* are shorter than 2.5 mm. The style (+stigma) of *K. polystachya* is longer than 0.5 mm and the base of its basal leaves is cordate or truncate; the style (+stigma) of *K. alpina* and *K. x fennica* is shorter than 0.5 mm and the base of their basal leaves is cuneate (Stace 2019). Specimens of *K. polystachya* var. *pubescens* and *K. campanulata* found in the wild in the United Kingdom in the past have been mistaken for *K. lichiangensis* (Conolly 1991).

### 6.1.5 Reproduction and dispersal

#### Life cycle

*K. polystachya* flowers later than the three *Reynoutria* species, i.e. from September-October until well into November (Floraweb.de, Diekjobst 1992, De Visser 1973).

#### Reproduction

Due to its late flowering, the species probably does not form ripe achenes and instead propagates vegetatively by means of rhizome fragments (Kaplan et al. 2017, Diekjobst 1992, Bartoszek et al. 2006). In California, the species rarely forms achenes; farther north, in British Columbia, the plants are sterile (DiTomaso & Healy 2007 in Klein 2011). In the Netherlands, fruit formation is apparently a rare phenomenon (Weeda et al. 1985). The plants are in full bloom in mid-October, which makes it unlikely that they will produce ripe seeds before the first frost.

#### Pollinators

No information was found regarding specific pollinators. Just as with *Reynoutria* species, the fragrant flowers of *K. polystachya* are attractive to a wide range of insects. In the Netherlands, the flowers are mainly visited in October by various kinds of large and small flies (Diptera) (observation by R. Beringen).

#### Hybrids

While no hybrids have been described, there appears to be variation within the species referred to as *K. polystachya*. It is possible that more hybrids than just *Koenigia x fennica* have arisen between the closely related taxa.

#### Dispersal

Little is known about the spread of *K. polystachya* by means of seeds. In Europe, the plant appears to spread to new areas mainly by vegetative means (Tanner & Branquart, 2019).

#### Vegetative spread

In the United Kingdom, *K. polystachya* rarely establishes itself at new sites. Most stands in the United Kingdom are abandoned gardens or places where garden waste is dumped (Conolly 1977). The plant is capable of significant vegetative expansion; stands can range in size from a few dozen to a few hundred square metres (Diekjobst 1992, De Visser 1973, Bacieczko et al. 2015). The size of a population in Poland increased by over 30 times in 17 years. However, long-distance expansion does not appear to occur in Poland either, and no new stands are found in the wider surroundings of this population (Bacieczko et al. 2015).

### 6.1.6. Habitat and ecology

*K. polystachya* grows mainly at unmanaged sites, such as stream sides, road and railway embankments, the edges of forests, hedges and at ruderal areas (Kaplan et al. 2017, Conolly 1977, infoflora.ch, Follak et al. 2018). On river banks, the species can grow to a height of 2.5 m under favourable conditions (Diekjobst 1992).

Within its original range, *K. polystachya* is a pioneer species that establishes itself at disturbed sites such as rock fields and avalanche pathways (Kala 2004).

In Germany, vegetation found with *K. polystachya* is classified as *Aegopodion podagrariae* within Nitrophilous perennial vegetation of wet to mesic habitats (Galio-Urticetea dioicae) (Floraweb.de). In Poland, the species also grows together with nitrophilous species such as *Aegopodium podagraria*, *Urtica dioica*, *Cirsium oleraceum*, *Epilobium hirsutum*, *Rumex obtusifolius*, *Rubus caesius*, *Galium aparine* and *Geum urbanum* and invasive species such as *Impatiens glandulifera*, *Solidago gigantea*, *Reynoutria japonica* and *Robinia pseudoacacia* (Bartoszek et al. 2006, Bacieczko et al. 2015).

At one site in the Netherlands (Soesterberg), the species grows on dry, gravelly sand. The vegetation in the direct surroundings consists of blackberry (*Rubus fruticosus*), bentgrass (*Agrostis spec.*), broad buckler-fern (*Dryopteris dilatata*) and basal shoots of silver birch (*Betula pendula*), Scots pine (*Pinus sylvestris*) and black cherry (*Prunus serotina*) (personal observation by R. Beringen).

The soil pH at a site in Poland was 7.1. The organic carbon content and total nitrogen content were relatively low, at 2.8% and 0.26%, respectively. The bioavailable potassium content and bioavailable phosphorus content were relatively high (Bacieczko et al. 2015).

## 6.2 Distribution

### 6.2.1 Invasion history of potential distribution area

*K. polystachya* was introduced to Europe from Asia (the Himalayas) as a horticultural plant. It was imported to the United Kingdom around 1900 and was planted in botanic gardens. The first report of it growing in the wild in the United Kingdom was in 1917 (Conolly 1977). In Poland, the species is frequently found as a relict in the parks of neglected mansions (Bartoszek et al. 2006). In the Netherlands, while the species was collected for the first time in 1920, it was not until 1944 that the herbarium material was recognised. Occurrences in the wild were initially in and around rural estates and on roadsides in the middle of the country (Van der Ham 1985). Londo & Leys (1979) considered the species to be a 'stinsenplant': "a species whose distribution within a certain area is (almost) exclusively limited to 'stinsen' (Dutch mediaeval strongholds), country estates, old farmsteads, parsonage gardens and similar environs such as cemeteries and old town ramparts".

### 6.2.2 Pathways of introduction (UNEP pathways and vectors)

The pathways of introduction are summarised in Table 6.1.

Table 6.1. Pathways of introduction for *K. polystachya*

Category	Subcategory	primary	secondary
Escape from confinement	Botanical garden/zoo	X	
	Horticulture	X	
Transport contaminant	Transportation of habitat material (soil, vegetation, wood)		X
Corridor	Interconnected waterways		X

#### Unintentional introduction

*K. polystachya* was imported to Europe from Asia and was primarily used as an ornamental plant. Its occurrence at new sites outside gardens is usually the result of the dumping of garden waste or soil contaminated with rhizome fragments.

#### Unintentional introduction

The improper management of existing sites of establishment (e.g. through excavation and mowing activities) can lead to the dispersal of viable rhizome fragments (and probably also stem fragments), just as it can for other Asian knotweed species. The plant is capable of regenerating from rhizome fragments as small as 1 cm in length. It is possible that rhizome fragments could be spread via water (Tanner & Branquart 2019).

### 6.2.3 Climate and biogeography

#### Climate match

The original range of *K. polystachya* encompasses the Köppen-Geiger climate regions listed in Table 6.2 (<http://koeppen-geiger.vu-wien.ac.at/present.htm>). The regions in Europe with similar climates are shown in Figure 6.1.

Table 6.2. Köppen-Geiger climate regions within the original range of *K. polystachya*.

Code	Köppen-Geiger classification	Original range in
Cfb	Temperate-No Dry Season-Warm Summer	China (Yunnan)
Cwa	Temperate-Dry Winter-Hot Summer	Nepal, Bhutan, Assam, Arunachal Pradesh, Himachal Pradesh
Cwb	Temperate-Dry Winter-Warm Summer	Nepal, Bhutan, Assam, Sikkim, Arunachal Pradesh, Himachal Pradesh, China (Yunnan, Sichuan)

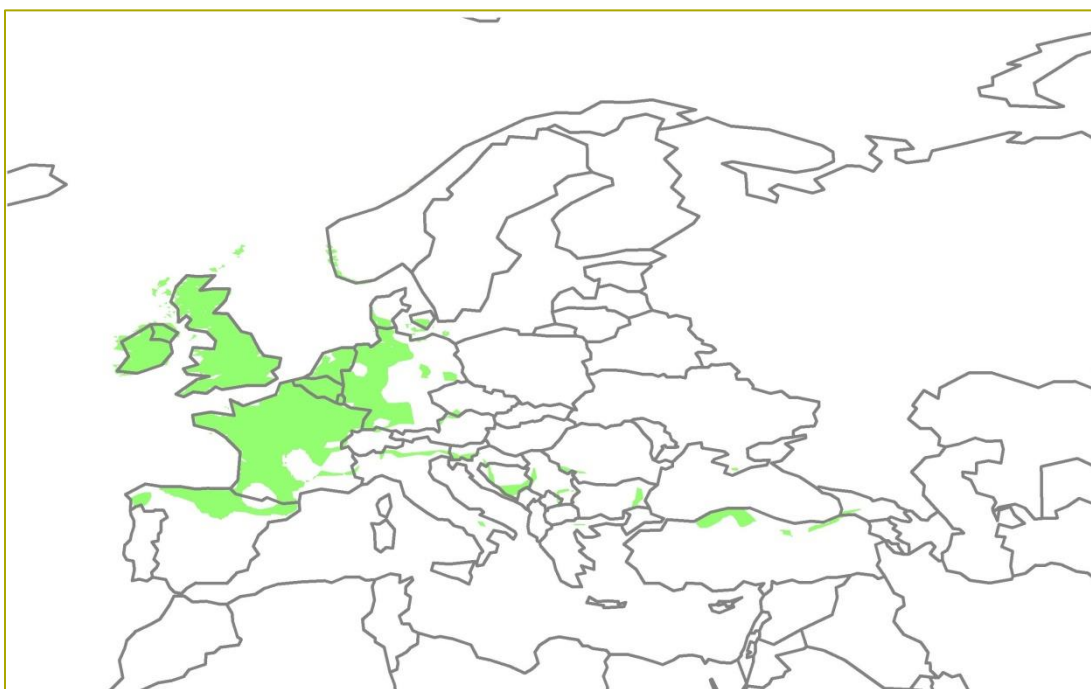


Figure 6.1. The location of climate region Cfb in Europe.

Within Europa, climate region Cfb is the only region where the climate corresponds to that of part of the species' original range. Only a relatively small portion of the original range is located in this climate region. In Europe, it is mainly the regions with an Atlantic climate that lie within this climate region (Figure 6.1). This preference for Atlantic climates, which lack harsh winters, is confirmed by the fact that *K. polystachya* has spread primarily west in the British Isles (Conolly 1977) and Brittany is the only region in France where the species is considered to be invasive (Quere & Geslin 2016).

#### **Biogeographic occurrence in Europe**

*K. polystachya* occurs in the following biogeographic regions in Europe (this is a simplified summary; for greater detail, see Appendix 1 and Appendix 2):

**Atlantic region:** Ireland, United Kingdom, The Netherlands, Belgium.

**Continental region:** Poland, Czech Republic, Germany, Denmark.

**Boreal region:** Sweden

**Mediterranean region:** Spain, Italy.

Possibly also in the Alpine region:

**Alpine regio:** Liechtenstein, Austria, Switzerland, Norway.

### Climate scenarios

Climate models are predicting higher winter temperatures at higher latitudes and drier summers. Based on climate models, the species is expected to expand further into the north of the Iberian Peninsula, the British Isles, Scandinavia, the Alps and the mountains of Southeastern Europe (Chapman 2018 in Tanner & Branquart 2019). The main hindrances to its expansion are the cold winters of northern Scandinavia and the dryness in parts of Southern Europe.

### 6.2.4 Occurrence within the EU

The countries within the European Union in which *K. polystachya* occurs in the wild are shown in Figure 6.2 and Appendix 1. The distribution within the Netherlands is shown in Figure 6.3. In the EU, the United Kingdom and Belgium are the only countries in which the species is considered to be invasive. In Brittany, the species is classified as an IA1i species<sup>1</sup>, meaning that the species has established itself or is in the process of establishing itself, can be invasive within natural or semi-natural plant communities and, furthermore, competes with native species and changes ecosystems (Quere & Geslin 2016).

Outside the EU, the species is reported as invasive in Switzerland (Buholzer et al. 2014) and some western states of the United States (including Alaska) (<https://www.cabi.org/isc/datasheet/120210>), among other places.

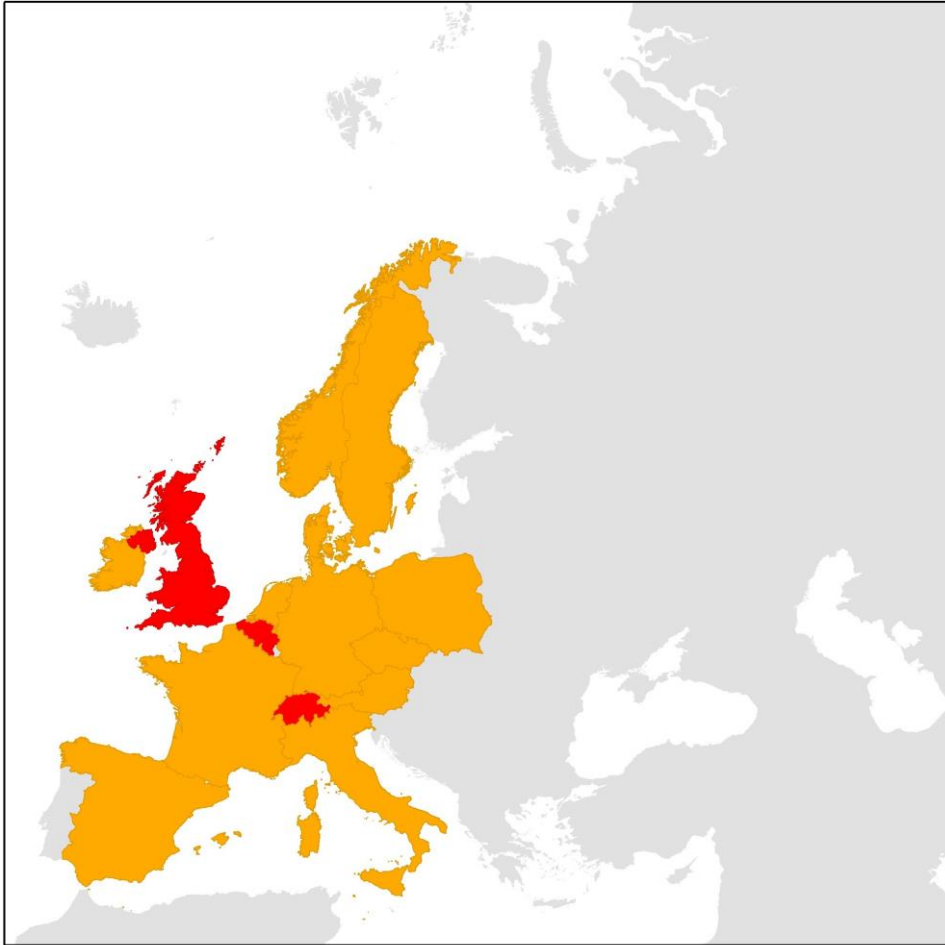
Compared to the *Reynoutria* species, *K. polystachya* is less widespread in Europe, and fewer countries consider it to be invasive.



Figure 6.1 Himalayan knotweed (Ruud Beringen)

---

<sup>1</sup> "Taxon naturalisé ou en voie de naturalisation présentant un caractère envahissant à l'intérieur de communautés végétales naturelles ou semi-naturelles, Concurrence les espèces indigènes et modifie les écosystèmes."



### Verspreiding *Koenigia polystachya*



Figure 6.2 Distribution and extent of invasiveness of *Koenigia polystachya* in Europe (Source: <https://www.cabi.org>, April 2019). Note: Other sources can provide different or additional information about distribution and invasiveness than that which is shown on this map.

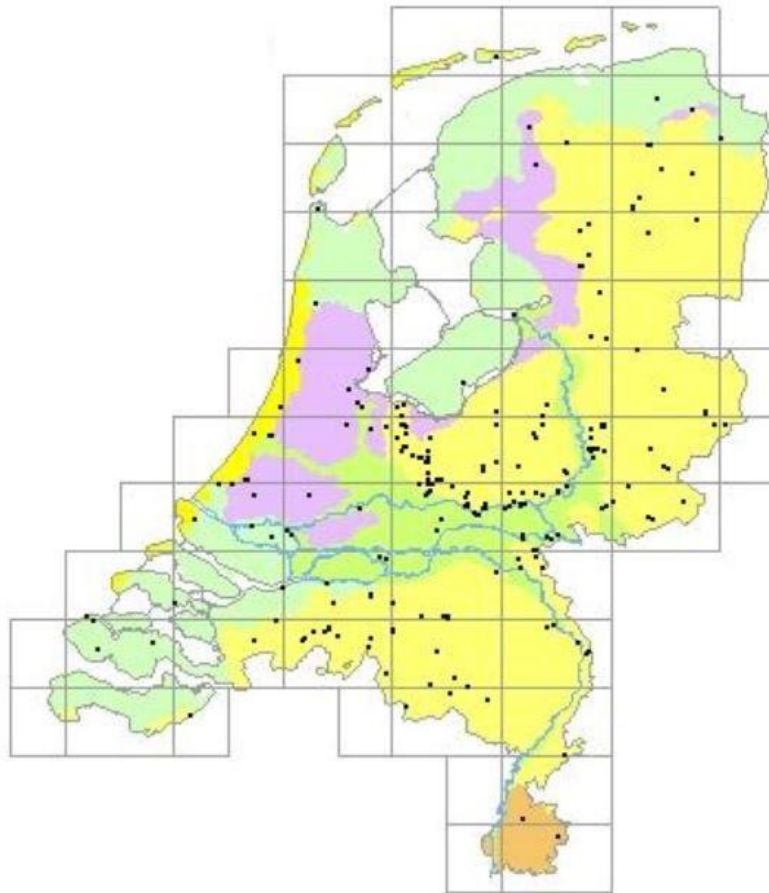


Figure 6.3. The distribution of *Koenigia polystachya* in the Netherlands based on observations entered into the NDFD (2019).

## 6.3 Impacts

### 6.3.1 Biodiversity and ecosystems

In its original range in the Himalayas, *K. polystachya* has become a problematic species in a few national parks in India in recent decades. While it initially only grew at disturbed sites such as rock fields and avalanche paths, it is now expanding elsewhere. This expansion began after shepherds and their flocks were prohibited from using national park lands. The species is now found in dense stands and is pushing out many endangered species from the alpine and subalpine zones above the tree line. The recent establishment of *K. polystachya* around the tree line and in the forests could potentially hinder forest regeneration (Kala 2004, Negi et al. 2017).

The dense stands can thus overshadow and displace native species and hinder forest regeneration. In riparian biotopes, they can reduce the habitat quality for fish and other fauna. Infestations along waterways can also have a negative impact on insect populations, an important food source for salmon (DiTomaso & Healy 2007, Wilson 2007 and WSDA 2008 in Nawrocki et al. 2011 & Klein 2011<sup>2</sup>).

<sup>2</sup> Note: The impacts discussed by Nawrocki et al. 2011 and Klein 2011 have been taken from publications that treat all knotweeds as a whole and make no distinction between the different species.

In Brittany, the species is also establishing itself in natural or semi-natural plant communities, competing with native species and changing ecosystems (Quere & Geslin 2016). Compared to the *Reynoutria* species, *K. polystachya* is less widespread in Europe, and fewer countries consider it to be invasive. It is also likely that *K. polystachya* is less dominant in the vegetation than the *Reynoutria* species, although hard data on this is lacking.

### 6.3.2 Red List species and protected species

No publications were found that examine the impact of Himalayan knotweed on Red List species or protected species in Europe. Two experts on invasive species in nature reserves were also unable to produce any examples of a decrease in policy-relevant species when queried (oral communication with Henk Siebel and Max Simmelink).

### 6.3.3 EU habitats

The Natura 2000 areas in the Netherlands where *K. polystachya* is found are shown in Appendix 4. *K. polystachya* has been observed in 9 (and possibly 14) Natura 2000 areas in the Netherlands. Its occurrence in a Natura 2000 area does not necessarily mean that it is also growing in a protected EU habitat type.

No information was found regarding its occurrence in EU habitats in the Netherlands or other EU countries.

### 6.3.4 Physicochemical properties and structure of ecosystems

In comparison to other species in its original range, *K. polystachya* produces a lot of biomass and removes a lot of moisture from the soil through transpiration, which prevents the leaching of nutrients. The organic matter content under stands of *K. polystachya* is relatively high due to the accumulation of organic matter (Kala 2004).

*K. polystachya* reduces the bioavailability of nutrients in the soil. Its dense covering and litter can hinder the seed germination of native species. It can also lead to a reduction in the shading of rivers and streams, as it prevents the growth (or regrowth) of trees (Wilson 2007 and WSDA 2008 in Nawrocki et al. 2011 & Klein 2011<sup>2</sup>).

### 6.3.5 Ecosystem services

#### Provisioning services

In its original range, animals such as horses and mules often graze on the plant's tender young shoots and leaves (Hong 1993).

#### Regulating services

Thanks to its long, thick rhizomes, *K. polystachya* serves to prevent erosion and stabilise slopes in its original range (Kala 2004).

### 6.3.6 Public health & the economy

#### Public health

No harmful effects are described with respect to eating *K. polystachya* as a vegetable. It is not known whether its levels of oxalic acid are comparable to those of the *Reynoutria* species. If so, the same caution should be exercised with respect to its consumption.

#### Safety of people and infrastructure

It is not known whether dams or dikes that are covered with *K. polystachya* are more or less susceptible to erosion.



**Socioeconomic impact**

It is not known whether it poses a potential threat to buildings and infrastructure. Its alleged harmfulness is based on the assumption that it can cause just as much damage as *R. japonica*.

In its original range, it has been reported that pastureland decreases in value if *K. polystachya* becomes established on it; no similar findings have been reported in Europe. In the Netherlands, there has been a clear increase in the attention paid to the economic damage caused by Asian knotweeds in recent years. Road authorities and water managers are frequently called to account when adjacent private land is colonised from areas they oversee. Homeowners are looking for ways to combat infestations in their gardens (personal observation, FLORON & Radboud University). This very likely does not pertain to a relatively rare species like *K. polystachya*.

Compared to the *Reynoutria* species, fewer countries consider this species to be invasive. As such, its socioeconomic impact is estimated to be lower than that of the *Reynoutria* species.

## 7 Results of the risk analysis

The risk classifications of the four Asian knotweeds (consensus scores) and the levels of confidence in these are shown in Table 7.1. These scores are explained briefly in Section 7.1. In this section, the numbers that appear in the parentheses (A1-A41) correspond to the criteria found on the online version of the Harmonia+ protocol. The calculated risk and confidence scores appear in Tables 7.2-7.4 and are explained in Section 7.2.

### 7.1 Risk classifications

#### Context

The risk scores have been calculated by the five authors of this report (A1) for Japanese knotweed (*Reynoutria japonica*), Giant knotweed (*Reynoutria sachalinensis*), Bohemian knotweed (*Reynoutria × bohemica*) and Himalayan knotweed (*Koenigia polystachya*) (A2). These risk scores have been calculated for both the Netherlands and the EU (A3). The four Asian knotweeds are already present in the EU and have established populations in several member states, including the Netherlands (A4). The risk domains of the scores are ‘the environmental domain’ and ‘the human (health) domain’ (A5). The risk scores have been calculated based on all of the information available on the four Asian knotweeds (Chapters 3-6). During the workshop, full agreement was reached with respect to all risk scores and the levels of confidence in them. The risk scores for the EU are explained briefly below. The risk scores for the Netherlands correspond entirely with these scores for the EU.

#### Introduction

The probability of the four Asian knotweeds being introduced into the EU by natural means (dispersal) from their regions of origin has been scored as low (A6). The level of confidence in this is high due to the large distance between the EU and the species’ original ranges and the numerous natural barriers between the two. In addition, no information was found on natural vectors capable of dispersing these knotweeds over large distances. It is therefore highly likely that their natural frequency of introduction is less than once in 30 years. However, the probability of the four Asian knotweeds being introduced by unintentional (A7) or intentional (A8) human actions is high. The level of confidence in these scores is high. After all, the four Asian knotweeds were recently introduced into many EU member states and other parts of the world as ornamental crops and biofuels (Appendix 1). These plants propagate mainly vegetatively by means of small stem and rhizome fragments that can be dispersed through excavation, mowing or the dumping of garden waste, among other things. Given the species’ wide distribution, the combined probability of introduction and subsequent unintentional or intentional spread in the wild (in the EU) is expected to be greater than once per year.

#### Establishment

All Asian knotweeds assessed already have established populations in several member states and are widely distributed (Appendix 1). The available distribution data confirm that both the climate (A9) and the habitat (A10) are optimal for establishment in large parts of the EU, including the Netherlands. The level of confidence in the suitability of climate and habitat conditions is high, given the wealth of distribution data and scientific publications available regarding the successful establishment of the four Asian knotweeds in the EU.

#### Spread

The capacity of the three *Reynoutria* species to disperse from established populations within the EU has been deemed to be high, with a moderate level of confidence (A11). This

assumes that the natural spread currently not only takes place by means of vegetative propagation, but also increasingly by means of seed dispersal. Stem and rhizome fragments can be spread by means of the current when river banks erode due to high water runoff (Van Oorschot et al. 2017). Flowing water can also spread viable seeds. The seeds can potentially spread over large distances, certainly in stream and river systems with fast-moving currents. In making this assessment, it was not possible to adequately differentiate between the three *Reynoutria* species due to the lack of sufficient field data on successful vegetative and generative propagation (seed setting, germination and establishment). The natural dispersal capacity of *K. polystachya* is low. The species flowers late in the year and sets little to no seed. The natural establishment of *K. polystachya* at new sites is rarely observed (see Section 6.1.5). Given that few publications are available on this subject, the risk score has been assigned a low level of confidence.

The four Asian knotweeds are already widely distributed within the EU. Their spread is primarily attributable to human activities (e.g. ground excavation, mowing, ornamental plant cultivation). Spread due to human actions in the entire EU definitely occurs more frequently than once per year. Various primary and secondary pathways of introduction are known for *R. japonica*, *R. x bohemica* and *R. sachalinensis* (see Sections 3.2.2, 4.2.2 and 5.2.2). *K. polystachya* is sold by a few nurseries in the EU (see Section 6.1.2). For these reasons, the frequency of secondary spread due to human actions has been scored as high for the four Asian knotweeds, with a high level of confidence (A12).

### Environmental risk

The effects of Asian knotweeds on native species due to predation, parasitism or herbivory (A13) are not applicable. This answer can be assigned a high level of confidence. Knotweeds are autotrophic plants that are non-parasitic and have not developed any mechanisms for preying on animal species (as in the case of carnivorous plants). Herbivory is not a characteristic of plants and pertains to the grazing of vegetation by plant-eating animals. The effects of the three *Reynoutria* species on native species through competition (A14) have been scored as high (see Sections 3.3, 4.3 and 5.3). The level of confidence in this is high because a relatively large number of scientific publications are available on the subject of competition with native species. Based on the information available, it was found that *R. x bohemica* is generally more competitive than both of its parental species (*R. japonica* and *R. sachalinensis*) and that *K. polystachya* is probably less competitive than the three *Reynoutria* species assessed. With respect to the effects of *K. polystachya* on biodiversity, however, too little information is available with respect to the EU and as such this risk has been scored with a low level of confidence.

The effects on native species through hybridisation (A15) has been scored as none/very low with a high level of confidence. Within the EU, there are no closely related *native* species with which hybridisation is possible (see Sections 3.1.5, 4.1.5, 5.1.5 and 6.1.5).

The effect of the four Asian knotweeds on native species by hosting pathogens or parasites that are harmful to them (A16) has been scored as very low with a medium level of confidence. As far as known, such effects have not been observed in the EU despite the relatively long presence and numerous introductions of the species. However, relatively little explicit documentation of this is available with respect to the EU.

The three *Reynoutria* species have significant effects on ecosystem integrity by affecting its abiotic (A17) and biotic (A18) properties; a lot of scientific literature is available on this subject. This risk has therefore been assessed as high, with a high level of confidence. *K. polystachya* is likely less dominant over other vegetation. Given that hardly any documentation is available regarding the effects of this species on the abiotic and biotic properties of ecosystems in the EU, this risk score has been assigned a low level of confidence.

### Risk to cultivated plants

The effects of Asian knotweeds on cultivated plant species through herbivory or parasitism (A19) are not applicable. This answer can be assigned a high level of confidence. Knotweeds

are autotrophic plants that are non-parasitic and have not developed any mechanisms for preying on other species. Herbivory, or grazing, is a characteristic of plant-eating animals. The probability of the four Asian knotweeds having undesirable effects on plant cultivation through competition has been scored as low (A20). In the extensive literature on the environmental impact of the three *Reynoutria* species, virtually no report or evidence of this has yet been found with respect to Europe. For this reason, their risk scores were assigned a medium level of confidence. It is not inconceivable that *Reynoutria* species could become problematic root weeds at some sites in the future. Due to the lack of scientific documentation on the environmental impact of *K. polystachya*, the level of confidence in the risk score for this species is low.

The probability of effects on cultivated plants through hybridisation (A21) has been scored as medium when *R. sachalinensis* and *R. x bohemica* are cultivated together on a large scale as biofuels (Matthews et al. 2015). This is not the case for *R. japonica* because this species does not produce any pollen in the Netherlands. Virtually only male-sterile specimens currently occur in Europe. As such, this effect has been scored as low for *R. japonica*. If this changes in the future, the score for the species will have to be changed accordingly. Given that a relatively large amount of knowledge and information is available regarding hybridisation and the three *Reynoutria* species, these risk scores have been assigned a high level of confidence. With respect to *K. polystachya*, no evidence has been found in the limited literature on this species regarding its potential for hybridising with other cultivated plants in the EU. As such, it has been given a none/very low risk score, but with a low level of confidence due to the lack of scientific documentation.

The probabilities of effects on the cultivation system's integrity (A22) has been scored as very low for all four Asian knotweeds. In the extensive literature on the environmental impact of the three *Reynoutria* species, virtually no report or evidence of this has yet been found with respect to Europe. For this reason, their risk scores were assigned a medium level of confidence. It is not inconceivable that *Reynoutria* species could negatively impact natural forest regeneration or agriculture at some sites in the future. While *K. polystachya* is reported to colonise pastureland in the Himalayas according to the literature, there is no evidence of this in Europe, nor is there any evidence that this species is capable of having a greater effect on cultivation system integrity than the other knotweeds assessed. This risk score has been assigned a low level of confidence because far less scientific documentation is available for *K. polystachya* than for the other species.

For the EU, no evidence has been found in the literature for effects on cultivated plants by hosting pathogens or parasites that are harmful to them (A23). As such, the probability of this has been scored as very low for the four Asian knotweeds. Given the lack of explicit statements to this effect, a medium level of confidence has been assigned to the risk scores for the three *Reynoutria* species. For *K. polystachya*, the level of confidence is low because very few studies on the environmental impact of this species have been conducted.

### **Risk to domesticated animals**

Effects on animal health or animal production through predation or parasitism (A24) do not apply to non-native plants and therefore this score is assigned a high level of confidence. The probability of effects on animal health or animal production by having properties that are hazardous upon contact (A25) is low for the four Asian knotweeds. This score is provided with a high level of confidence because no evidence of this has been found in the literature, even though quite a lot of research has been conducted around the world into the toxicity of plants.

As far as known, Asian knotweeds in the EU have no effect on animal health or animal production by hosting pathogens or parasites (A26). As such, this criterion has been scored as not applicable and assigned a high level of confidence. A medium level of confidence has been assigned to the risk score of *K. polystachya* given the relatively limited amount of research that has been done on this species.

### **Risk to human health**

The risk category 'Effects on human health through parasitism' (A27) does not apply to the four Asian knotweeds, and this can be assigned a high level of confidence. While there is ample literature on the effects of the *Reynoutria* species, no documentation has been found regarding them having any effects on human health by having properties that are hazardous upon contact (A28). The level of confidence in this score is high. Effects on human health through the transmission of pathogens or parasites can be scored as inapplicable (A29). A medium level of confidence can be assigned to the risk scores of *K. polystachya* for criteria A28 and A29, given the relatively limited scientific literature available on the effects of this species.

### **Risk of other effects**

This criterion is used to assess the probability of the species causing damage to infrastructure or the way it is used (A30). The score is determined by using the likelihood-consequence matrix found in the protocol. Based on available knowledge, it is not possible to differentiate between the risks posed by the three *Reynoutria* species. While the risk of damage to pavement, buildings, foundations and other structural works (e.g. dikes and embankments) is large, this risk is reversible. The risk classification for this criterion is high, and can be provided with a high level of confidence given the sufficient amount of scientific documentation available on the subject. For *K. polystachya*, the risk has been assessed as low because no reports were found in the literature regarding (potential) damage to infrastructure. Given the lack of documentation, however, this classification has been given with a low level of confidence.

### **Effects on ecosystem services**

For the three *Reynoutria* species, the effects on provisioning services (A31) were assessed as neutral and the effects on regulating services (A32) and cultural services (A33) were assessed as moderately negative. A medium level of confidence has been assigned to these risk classifications because, although sufficient knowledge is available regarding the impact of the three *Reynoutria* species on the functioning of ecosystems, the effects on ecosystem services have not been quantified and no methods exist for weighing positive and negative services.

The effects of *K. polystachya* on ecosystem services (A31-A33) have been assessed as neutral, but with a low level of confidence due to a lack of (scientific) information.

### **Effect of climate change on risks**

The four Asian knotweeds have been introduced into various climate regions in Europe and have successfully established themselves. Climate change is not expected to effect the natural and unintentional or intentional introduction of these knotweeds into the EU (A34), their establishment (A35) or their spread within the EU (A36). This is based on a time horizon of 50 to 100 years. The primary pathways of introduction and mechanisms of dispersal are well known, and the risks of introduction and spread would not be impacted by climate factors within the expected range of temperature and precipitation change. This score has been assigned a high level of confidence, as large parts of the EU will remain suitable for the species in the near future.

Enough is known regarding the ecology of the three *Reynoutria* species and, as such, the authors do not expect climate change to change the probability of undesirable effects on the environment (A37), plant cultivation (A38), animal production (A39), human health (A40) or infrastructure (A41).

Climate change is also not expected to impact the risk scores for *K. polystachya* with respect to criteria A34-A41, but these scores have been provided with a low level confidence in light of the lack of documentation and the fact that relatively little is known about the ecology of this species. Only the score for the impact of climate change on the risk of introduction (A34) can be provided with a high level of confidence, as large parts of the EU will remain suitable for establishment and the introduction pressure in these areas is determined by other factors.





## 7.2 Risk and confidence scores

Based on the risk classifications made using the Harmonia+ protocol, all risk and confidence scores have been calculated for the four Asian knotweeds (Table 7.2 – 7.4). The three *Reynoutria* species score high on the risks of introduction, establishment, spread and environmental impacts. They score low on the risks of undesirable effects on animal production and human health. The risk of effects on plant cultivation is medium for *R. sachalinensis* and *R. x bohemica* and low for *R. japonica*. All of these risk scores have a high level of confidence. The aggregated invasion, impact and risk scores are high for all three *Reynoutria* species.

Table 7.2: Risk and confidence scores for Japanese knotweed (*Reynoutria japonica*) based on the Harmonia+ protocol.

Risicocategorie	Risico	Risicoscore	Zekerheid	Zekerheidsscore
Introductie <sup>1</sup>	Hoog	1.00	Hoog	1.00
Vestiging <sup>1</sup>	Hoog	1.00	Hoog	1.00
Verspreiding <sup>1</sup>	Hoog	1.00	Hoog	0,75
Milieu <sup>1</sup>	Hoog	1.00	Hoog	0,92
Plantenteelt <sup>1</sup>	Laag	0.25	Hoog	0,70
Veeteelt <sup>1</sup>	Laag	0.00	Hoog	1.00
Volksgezondheid <sup>1</sup>	Laag	0.00	Hoog	1.00
Overige <sup>1</sup>	Hoog	0.75	Hoog	1.00
Invasiescore <sup>2</sup>	Hoog	1.00		
Effectscore <sup>3</sup>	Hoog	1.00		
<b>Risicoscore (Invasie x effect)</b>	Hoog	1.00		

1: Risicoscore = maximum score per effect categorie en zekerheidsscore = gemiddeld over alle criteria; 2: geometrisch gemiddelde; 3: maximum score.

Table 7.3: Risk and confidence scores for Giant knotweed (*Reynoutria sachalinensis*) and Bohemian knotweed (*Reynoutria x bohemica*) based on the Harmonia+ protocol.

Risicocategorie	Risico	Risicoscore	Zekerheid	Zekerheid-score
Introductie <sup>1</sup>	Hoog	1.00	Hoog	1.00
Vestiging <sup>1</sup>	Hoog	1.00	Hoog	1.00
Verspreiding <sup>1</sup>	Hoog	1.00	Hoog	0,75
Milieu <sup>1</sup>	Hoog	1.00	Hoog	0,92
Plantenteelt <sup>1</sup>	Matig	0.50	Hoog	0,70
Veeteelt <sup>1</sup>	Laag	0.00	Hoog	1.00
Volksgezondheid <sup>1</sup>	Laag	0.00	Hoog	1.00
Overige <sup>1</sup>	Hoog	0.75	Hoog	1.00
Invasiescore <sup>2</sup>	Hoog	1.00		
Effectscore <sup>3</sup>	Hoog	1.00		
<b>Risicoscore (Invasie x effect)</b>	Hoog	1.00		

1: Risicoscore = maximum score per effect categorie en zekerheidsscore = gemiddeld over alle criteria; 2: geometrisch gemiddelde; 3: maximum score.

The risks of introduction, establishment and spread of *Koenigia polystachya* are high, and these scores result in a high invasion score. The environmental risk posed by this species is medium. The risks of effects on plant cultivation, animal production, human health and



infrastructure are low. The aggregated impact score is determined by the category with the highest score, which is the environment, and its score is medium. The aggregated risk score is medium.

Table 7.4: Risk and confidence scores for Himalayan knotweed (*Koenigia polystachya*) based on the Harmonia+ protocol.

Risicocategorie	Risico	Risicoscore	Zekerheid	Zekerheid-score
Introductie <sup>1</sup>	Hoog	1.00	Hoog	1.00
Vestiging <sup>1</sup>	Hoog	1.00	Hoog	1.00
Verspreiding <sup>1</sup>	Hoog	1.00	Matig	0,50
Milieu <sup>1</sup>	Matig	0.50	Matig	0,42
Plantenteelt <sup>1</sup>	Laag	0.25	Matig	0,40
Veeteelt <sup>1</sup>	Laag	0.00	Hoog	0,83
Volksgezondheid <sup>1</sup>	Laag	0.00	Hoog	0,67
Overige <sup>1</sup>	Laag	0.25	Laag	0.00
Invasiescore <sup>2</sup>	Hoog	1.00		
Effectscore <sup>3</sup>	Matig	0.50		
Risicoscore (Invasie x effect)	Matig	0.50		

1: Risicoscore = maximum score per effect categorie en zekerheidsscore = gemiddeld over alle criteria; 2: geometrisch gemiddelde; 3: maximum score.

### 7.3 Comparison with other risk assessments

Risk assessments of the environmental effects of the Asian knotweeds have been conducted for many countries and areas in Europe Table 7.5 provides an overview of the protocols used, effects examined, risk scores and sources of these risk assessments. The table also includes the harmonised risk classification and the list status of the Asian knotweeds in the particular country or region. This list status indicates whether the species has been placed on an advisory list or prohibited list for invasive species. The authors of this report have harmonised the quantitative risk scores and qualitative descriptions of the risks of the Asian knotweeds from the different countries and regions into three risk classes: low, medium and high risk (see Section 2.7). Harmonising risk scores is difficult due to the large differences in risk assessment methods and the lack of protocols for doing so (Verbrugge et al. 2012; Matthews et al. 2017). The results of risk assessments are also always context-dependent, and as such it is sometimes difficult to compare different regions and levels of scale. After all, the environmental impact of non-native species depends on the environmental conditions in the particular risk area (e.g. climate, environmental quality and habitat suitability). The harmonised risk classifications provide a more or less consistent picture of the risks of the knotweed species assessed and correspond well to these risk classifications for Europe obtained using the Harmonia+ protocol (Sections 7.1 and 7.2). All available risk classifications for *K. polystachya* indicate a low or medium risk, depending on the effects and region considered. The risk of this species having undesirable effects on native biodiversity and the functioning of ecosystems has been assessed as medium in all countries and for Europe as a whole, except in Austria, where the risk has been assessed as low. The risk of phytosanitary effects has been assessed as medium, and the risk of other environmental effects, socioeconomic effects and human health effects has always been assessed as low. The risk of *R. japonica* having undesirable effects on native biodiversity and the functioning of ecosystems has always been assessed as high in all countries and for Europe as a whole. The risks of other effects ranges from low to high, depending on the country. The risk of this species having undesirable effects on human health and animal health has been assessed as low. A similar risk picture emerged in a review by Lavoie (2017), which assessed the *R.*

*japonica* species complex, including *R. sachalinensis* and *R. x bohemica*, based on 44 peer-reviewed studies in Europe and the United States.

There is a strong correspondence between the risks of undesirable effects arising from the establishment of *R. sachalinensis* and *R. x bohemica* in various European countries and the classifications with respect to *R. japonica*. The risk posed by *R. sachalinensis* and *R. x bohemica* to biodiversity and ecosystems is assessed as high in nearly all studies, except the one for Spain, in which the risk is assessed as medium. The harmonised assessments of Rumlerova *et al.* (2016) also differ greatly and are mostly lower, but this is likely due to the fact that these risk scores are based on a comparison of a large number of invasive species and it is likely that the risk classifications were underestimated when harmonising their scores.

Table 7.5: Available risk assessments of the four Asian knotweeds in Europe, in Europe and the United States or in individual European countries.

Soort	Gebied	Risico-beoordelings-protocol	Beoordeelde effecten	Risico-score	Geharmoniseerde Lijst risicoclassificatie	Bron
<i>K. polystachya</i>	België	ISEIA	Biodiversiteit en ecosystemen	10	Matig	Aandachtslijst (B2)
<i>K. polystachya</i>	Ierland	RAMISI	Biodiversiteit en ecosystemen	16	Matig	n.v.t.
<i>K. polystachya</i>	Groot-Brittannië	GBNNRA	Biodiversiteit en ecosystemen	n.v.t.	Matig	n.v.t.
<i>K. polystachya</i>	Oostenrijk	NFB	Biodiversiteit en ecosystemen	n.v.t.	Laag	n.v.t.
<i>K. polystachya</i>	Frankrijk <sup>c</sup>	WG	Biodiversiteit en ecosystemen	23	Matig	Invasieve soortenlijst
<i>K. polystachya</i>	Frankrijk <sup>d</sup>	EPPO*	Biodiversiteit en ecosystemen	n.e.v.	Matig	Aandachtslijst
<i>K. polystachya</i>	Europa	GBNNRA	Fytosanitair risico	n.v.t.	Matig	n.v.t.
<i>K. polystachya</i>	Tsjechië	GISS*	Milieueffecten	n.v.t.	Laag	Grijze lijst
<i>K. polystachya</i>	Tsjechië	GISS*	Socio-economische gevolgen	n.v.t.	Laag	Grijze lijst
<i>K. polystachya</i>	Europa	GISS	Volksgezondheid	2	Laag	n.v.t.
<i>R. japonica</i>	België	ISEIA	Biodiversiteit en ecosystemen	12	Hoog	Zwarte lijst (A3)
<i>R. japonica</i>	Zwitserland	Niet vermeld	Biodiversiteit en ecosystemen	n.v.t.	Hoog	Zwarte lijst (verbod)
<i>R. japonica</i>	Spanje	Niet vermeld	Biodiversiteit en ecosystemen	n.v.t.	Hoog	Invasieve soortenlijst
<i>R. japonica</i>	Ierland	RAMISI	Biodiversiteit en ecosystemen	20	Hoog	n.v.t.
<i>R. japonica</i>	Groot-Brittannië	GBNNRA	Biodiversiteit en ecosystemen	n.v.t.	Hoog	n.v.t.
<i>R. japonica</i>	Frankrijk <sup>a</sup>	EPPO*	Biodiversiteit en ecosystemen	n.v.t.	Hoog	Invasieve soortenlijst
<i>R. japonica</i>	Duitsland	MNIGA	Biodiversiteit en ecosystemen	n.v.t.	Hoog	Zwarte Lijst - Beheer
<i>R. japonica</i>	Oostenrijk	NFB	Biodiversiteit en ecosystemen	n.v.t.	Hoog	Invasieve soortenlijst
<i>R. japonica</i>	Frankrijk <sup>b</sup>	EPPO*	Biodiversiteit en ecosystemen	32	Hoog	Invasieve soortenlijst
<i>R. japonica</i>	Frankrijk <sup>c</sup>	WG	Biodiversiteit en ecosystemen	32	Hoog	Invasieve soortenlijst
<i>R. japonica</i>	Frankrijk <sup>d</sup>	EPPO*	Biodiversiteit en ecosystemen	n.e.v.	Hoog	Invasieve soortenlijst
<i>R. japonica</i>	Europa	GISS	Ecosystemen	4	Hoog	n.v.t.
<i>R. japonica</i>	Europa	GISS	Indirecte effecten op soorten	3	Matig	n.v.t.
<i>R. japonica</i>	Europa	GISS	Infrastructuur	3	Matig	n.v.t.
<i>R. japonica</i>	Europa	GISS	Inheemse dieren	2	Laag	n.v.t.
<i>R. japonica</i>	Europa	GISS	Inheemse planten	3	Matig	n.v.t.
<i>R. japonica</i>	Tsjechië	GISS*	Milieueffecten	n.v.t.	Hoog	Zwarte lijst
<i>R. japonica</i>	Europa	GISS	Sociale gevolgen	4	Hoog	n.v.t.
<i>R. japonica</i>	Tsjechië	GISS*	Socio-economische gevolgen	n.v.t.	Laag	Zwarte lijst
<i>R. japonica</i>	Europa	GISS	Volksgezondheid	2	Laag	n.v.t.
<i>R. japonica</i> s.l.	Europa en VS	GISS	Ecosystemen	4	Hoog	n.v.t.
<i>R. japonica</i> s.l.	Europa en VS	GISS	Indirecte effecten op soorten	4	Hoog	n.v.t.
<i>R. japonica</i> s.l.	Europa en VS	GISS	Infrastructuur	3	Matig	n.v.t.
<i>R. japonica</i> s.l.	Europa en VS	GISS	Inheemse dieren	3	Matig	n.v.t.
<i>R. japonica</i> s.l.	Europa en VS	GISS	Inheemse planten	1	Laag	n.v.t.
<i>R. japonica</i> s.l.	Europa en VS	GISS	Socio-economische gevolgen	2-3	Matig	n.v.t.
<i>R. japonica</i> s.l.	Europa en VS	GISS	Volksgezondheid	1	Laag	n.v.t.
<i>R. sachalinensis</i>	België	ISEIA	Biodiversiteit en ecosystemen	12	Hoog	Zwarte lijst (A2)
<i>R. sachalinensis</i>	Zwitserland	Niet vermeld	Biodiversiteit en ecosystemen	n.v.t.	Hoog	Zwarte lijst (verbod)
<i>R. sachalinensis</i>	Ierland	RAMISI	Biodiversiteit en ecosystemen	18	Hoog	n.v.t.
<i>R. sachalinensis</i>	Groot-Brittannië	GBNNRA	Biodiversiteit en ecosystemen	n.v.t.	Hoog	n.v.t.
<i>R. sachalinensis</i>	Frankrijk <sup>a</sup>	EPPO*	Biodiversiteit en ecosystemen	n.v.t.	Hoog	Invasieve soortenlijst
<i>R. sachalinensis</i>	Duitsland	MNIGA	Biodiversiteit en ecosystemen	n.v.t.	Hoog	Zwarte Lijst - Beheer
<i>R. sachalinensis</i>	Oostenrijk	NFB	Biodiversiteit en ecosystemen	n.v.t.	Hoog	Potentieel invasief
<i>R. sachalinensis</i>	Spain	WRA-WG	Biodiversiteit en ecosystemen	26	Matig	n.v.t.
<i>R. sachalinensis</i>	Spain	WRA	Biodiversiteit en ecosystemen	11	Hoog	Niet introduceren
<i>R. sachalinensis</i>	Frankrijk <sup>c</sup>	WG	Biodiversiteit en ecosystemen	32	Hoog	Invasieve soortenlijst
<i>R. sachalinensis</i>	Frankrijk <sup>d</sup>	EPPO*	Biodiversiteit en ecosystemen	n.e.v.	Hoog	Invasieve soortenlijst
<i>R. sachalinensis</i>	Europa	GISS	Indirecte effecten op soorten	3	Matig	n.v.t.
<i>R. sachalinensis</i>	Europa	GISS	Inheemse planten	2	Laag	n.v.t.
<i>R. sachalinensis</i>	Tsjechië	GISS*	Milieueffecten	n.v.t.	Hoog	Zwarte lijst
<i>R. sachalinensis</i>	Tsjechië	GISS*	Socio-economische gevolgen	n.v.t.	Laag	Zwarte lijst
<i>R. sachalinensis</i>	Europa	GISS	Volksgezondheid	2	Laag	n.v.t.
<i>R. xbohemica</i>	België	ISEIA	Biodiversiteit en ecosystemen	12	Hoog	Zwarte lijst (A2)
<i>R. xbohemica</i>	Zwitserland	Niet vermeld	Biodiversiteit en ecosystemen	n.v.t.	Hoog	Zwarte lijst (verbod)
<i>R. xbohemica</i>	Ierland	RAMISI	Biodiversiteit en ecosystemen	20	Hoog	n.v.t.
<i>R. xbohemica</i>	Groot-Brittannië	GBNNRA	Biodiversiteit en ecosystemen	n.v.t.	Hoog	n.v.t.
<i>R. xbohemica</i>	Frankrijk <sup>a</sup>	EPPO*	Biodiversiteit en ecosystemen	n.v.t.	Hoog	Invasieve soortenlijst
<i>R. xbohemica</i>	Duitsland	MNIGA	Biodiversiteit en ecosystemen	n.v.t.	Hoog	Zwarte Lijst - Beheer
<i>R. xbohemica</i>	Oostenrijk	NFB	Biodiversiteit en ecosystemen	n.v.t.	Hoog	Potentieel invasief
<i>R. xbohemica</i>	Spain	WRA-WG	Biodiversiteit en ecosystemen	25	Matig	n.v.t.
<i>R. xbohemica</i>	Spain	WRA	Biodiversiteit en ecosystemen	11	Hoog	Niet introduceren
<i>R. xbohemica</i>	Frankrijk <sup>b</sup>	EPPO*	Biodiversiteit en ecosystemen	37	Hoog	Invasieve soortenlijst
<i>R. xbohemica</i>	Frankrijk <sup>c</sup>	WG	Biodiversiteit en ecosystemen	32	Hoog	Invasieve soortenlijst
<i>R. xbohemica</i>	Frankrijk <sup>d</sup>	EPPO*	Biodiversiteit en ecosystemen	n.e.v.	Hoog	Invasieve soortenlijst
<i>R. xbohemica</i>	Europa	GISS	Ecosystemen	2	Laag	n.v.t.
<i>R. xbohemica</i>	Europa	GISS	Indirecte effecten op soorten	3	Matig	n.v.t.
<i>R. xbohemica</i>	Europa	GISS	Infrastructuur	2	Laag	n.v.t.
<i>R. xbohemica</i>	Europa	GISS	Inheemse planten	3	Matig	n.v.t.
<i>R. xbohemica</i>	Tsjechië	GISS*	Milieueffecten	n.v.t.	Hoog	Zwarte lijst
<i>R. xbohemica</i>	Tsjechië	GISS*	Socio-economische gevolgen	n.v.t.	Laag	n.v.t.
<i>R. xbohemica</i>	Europa	GISS	Volksgezondheid	2	Laag	n.v.t.

a: Ile de France; b: Frankrijk Aquitaine; c: Frankrijk Auvergne; A2: Hoog risico, beperkte verspreiding; A3: Hoog risico, wijde verspreiding; B2: Matig risico, beperkte verspreiding; ISEIA: Invasive Species Environmental Impact Assessment; EPPO\*: European and Mediterranean Plant Protection Organisation Pest Risk Assessment Scheme (Branquart et al., 2016) gecombineerd met methodiek van Weber & Gut (2004); GBNNRA: Great Britain Non-Native species Risk Assessment; GISS: Generic Impact Scoring System; GISS\*: GISS met classificatiesysteem van Blackburn et al. (2011); MMARM: Ministerio de Medio Ambiente, Rural & Marino; MNIGA: Methodik der naturschutzfachlichen Invasivitätsbewertung für gebietsfremde Arten (versie 1.2); NFB: Naturschutzfachliche Beurteilung; n.e.v.: niet expliciet vermeld; n.v.t.: niet van toepassing; RAMISI: Risk Assessment Methodology Invasive Species Ireland, version 2007; WG: score systeem van Weber & Gut (2004) voor de beoordeling van de invasiviteit van uitheemse plantensoorten toegespitst op centraal Europa; WRA: Australian Weed Risk Assessment system (Pheloung et al. 1999); WRA-WG: WRA gecombineerd met WG-scoremethodiek van Weber & Gut (2004).

## 8 Control and eradication of Asian knotweed

This chapter will discuss how to manage and combat all four species of Asian knotweed. This is possible due to the higher degree of similarities between the species with respect to ecology, manner of growth and mechanisms of dispersal. As such, the following is a description of generic measures, unless otherwise stated.

A good recent source for systematically addressing and formulating specifications for managing or combating Asian knotweed is the Dutch “National protocol for dealing with Asian knotweed” (in Dutch, <https://bestrijdingduizendknoop.nl/protocol/>).

### 8.1 Prevention of spread

Steps must be taken to prevent the transportation of soil contaminated with rhizomes. In building specifications and for the construction of infrastructure, it would be possible to include the requirement that the soil supplied is knotweed-free. Rhizomes and stem fragments (and seeds) can also be dispersed by equipment like mowing machines. Equipment that is used at locations with knotweed stands must be cleaned before it is used at knotweed-free locations (Oldenburger et al. 2017).

Stem fragments can be dispersed via clippings left along roads and waterways. When stem fragments containing nodes wind up in the water, they can be swept away by the current and establish new stands elsewhere. It is preferable that mowing be done using a mower-suction combination (Oldenburger et al. 2017). Knotweed clippings must be transported away to a certified composting facility. The Dutch Branch Organisation for Organic Residues (BVOR) created the ‘Recognised processor of invasive aliens’ certificate in September 2015. Only processors that can guarantee that plant remains and seeds from invasive alien species are rendered harmless are certified.

A potentially important preventive measure is to prevent *Reynoutria* species from setting viable seed. Should *K. polystachya* begin producing viable seeds in the future, this would also apply to this species. Given the spread of various clones, especially *R. x bohemica*, it can be deduced that only a small portion of established knotweed stands came about due to seed propagation (see, for example, Section 4.1.5). Seed propagation not only increases the chance of more hybridisation between clones, but it also increases genetic variation, with potentially even better adapted, more invasive genotypes as a result. Mowing should thus not only be hygienic, but also focus on preventing plants from setting seed and even preventing the flowering of clones with male-fertile flowers.

*Reynoutria* species are still commercially available. In most cases, this pertains to varieties *R. japonica* var. *compacta*. While this variety is not so invasive itself, it can give rise to invasive plants if other knotweed plants are pollinated with its pollen. A ban on the import, trade, cultivation and dispersal in the wild is essential for preventing further spread. *Koenigia polystachya* and a few related *Koenigia* species are also commercially available.

The Environment Agency in the United Kingdom has drawn up the following regulations for the removal of Japanese knotweed (GOV.UK 2019):

- the plants must be removed by a certified contractor.

Bury the plant material (including ash and soils containing potential Japanese knotweed):

- on the site it came from;
- at a depth of at least 5 metres if you have not sealed it with a geotextile membrane;
- at a depth of at least 2 metres if you have sealed it with a geotextile membrane.

The geotextile used must satisfy the following requirements:

- it must be undamaged;
- it must be large enough to minimise the number of seams;
- its seams must be carefully sealed;
- it must be able to remain intact for at least 50 years;
- it must be UV resistant.

Rhizomes and stems of *R. japonica* are no longer viable after they have been kept at professional composting or fermentation plants at temperatures above 37°C for a few weeks. When it comes to smaller, open-air compost piles, the temperature is generally too low around the edges for the rhizomes to be rendered entirely harmless (Fuchs 2017).

## 8.2 Control and eradication

### 8.2.1 Mechanical control

#### Manual removal/uprooting

Manual removal is primarily effective as part of *Early detection and rapid response*. Small new stands, such as stands that have established themselves on banks from flood-dispersed fragments, are best addressed by manually removing them at the earliest stage possible. Uprooting is especially effective in light, sandy soils, as this minimises the chance of roots remaining in the soil (Colleran & Goodall 2015). Manual uprooting is an effective method of combating Japanese knotweed. Given that the method is labour intensive and thus relatively expensive, it can be cost-effective to have volunteers perform the task (Oldenburger et al. 2017).

#### Mowing

Mowing and transporting away *R. japonica* three times a year weakens it to such an extent that it is replaced by other species after several years. The first mow must take place around mid-May to prevent the translocation of assimilates to the rhizomes. The shoots must be at least 40 cm high, as this will ensure that the belowground reserves of *R. japonica* are exhausted. Still, this process requires a lot of time and patience: all of the *Reynoutria* is often not gone after seven years (Böhmer et al. 2006).

In a one-year greenhouse experiment in which *R. japonica* was mowed once, twice or three times a year, the belowground biomasses that remained at the end of the growing season were 65%, 31% and 13%, respectively, compared to the uncut controls. Based on these results, it is recommended that the knotweed be mowed at least four times per growing season to achieve a net decrease in belowground biomass. The last mow must take place at least seven weeks prior to senescence, as any mowing later in the season is less effective. While mowing alone is probably not sufficient for eradicating *R. japonica*, a combination of mowing and herbicides can reduce the amount of herbicides needed (Seiger & Merchant 1997).

In two other experiments in which Japanese knotweed was mowed once a month or once every two weeks, there was a reduction in the number of stems per m<sup>2</sup> and stem height, but even with this intensive mowing regime the knotweed was still present after four years. It is possible that it would be eradicated in the very long term. Mowing every two weeks is relatively expensive, and the reduction in stem density was not significantly higher than when the knotweed was mowed once a month. Mowing is more of a control method than an eradication method. What's more, if the mowing is not done with the proper care it can serve as the source of dispersal itself (Oldenburger et al. 2017).

The mowing regime should also aim to prevent plants from setting seed or releasing pollen.

In summary, it would seem advisable to mow and transport away knotweed at least four times a year, starting in mid-May until early September. This would go a long way to prevent flowering. Hygienic measures should be taken and materials carefully processed to prevent contamination from stem fragments (see Section 8.1).

### Excavation

Removing the root system along with the soil can be an effective method in poor, sandy soils where there are few tree roots or shallow cables or pipes. These sites would have to be monitored for regrowth and any stems that come up would have to be pulled out or treated with chemical agents. The dug up soil has to be sieved in order to remove root fragments (Oldenburger et al. 2017).

Most knotweed roots (80%) are in the top 20 cm of the soil. The roots constitute 90% of the plant's total biomass. The plant's belowground reserves can be exhausted by means of a combination of 1) removing the roots from the topsoil, 2) seeding native plants immediately after removing the roots and 3) manually removing or mowing any stems that come up after this. The seeded native plants will block the sunlight of and compete with the weakened knotweed stems, which have been found to be susceptible to snails under these conditions (Portegijs 2019).

### Covering

Covering Japanese knotweed is labour intensive, but it can be an effective method of combating the plant if done properly. Prior to the growing season, the stands must be well covered with a heavy, high-quality geotextile (no anti-root fabric or agricultural plastic). There needs to be a lot of overlap between the strips of geotextile. After this, the geotextile must be covered by a layer of soil 30 to 50 cm deep. Covering is only possible at sites where there are no obstacles such as trees, stumps and fences. The knotweed roots will be smothered after four growing seasons (Oldenburger et al. 2017). A water permeable geotextile that prevents issues with standing water is now available on the market. This enables the covering layer of soil to drain better, making it more suitable for plant growth (Raats 2019).

### No mowing or flail mowing

In some countries, they employ the strategy of leaving large populations (>200 m<sup>2</sup>) of knotweed untouched, as mowing or flail mowing can disperse stem fragments and lead to vegetative propagation. While such stands would be able to gradually expand via their rhizomes, the idea is that this will occur more slowly than via the dispersal of stem fragments (ISC 2016). This strategy only works if there is no generative propagation and if "by doing nothing" no natural values are damaged in the direct vicinity of the sites in question.

## 8.2.2 Chemical control

### Herbicides

Pursuant to the first paragraph of article 27b of the Plant Protection Products and Biocides Decree (*Besluit gewasbeschermingsmiddelen en biociden*), the professional use of pesticides outside the agricultural sector has been banned as of 1 November 2017. This ban does not apply to the targeted eradication of a number of organisms. *R. japonica*, *R. x bohemica*, *R. sachalinensis* and *K. polystachya* are all exempt from the ban and may be combated using pesticides (Government Gazette no. 55089, 3 October 2017).

By either injecting the stems with glyphosate (late July/August), mowing twice per growing season (mid-June and mid-August) and then spraying the leaves with glyphosate or applying glyphosate to fresh cuts after mowing (late June and late August), it is possible to greatly reduce regrowth and the number of stems and also reduce the height and thickness of growth. Injecting stems with glyphosate or applying glyphosate to fresh cuts is very labour intensive and relatively expensive. Chemical treatment with glyphosate must be administered

for several years in a row, as knotweed stems were still found to be present after four years of treatment. There was a 85-95% decrease in the number of stems following the above treatments (injecting glyphosate, mowing twice and spraying or applying glyphosate to cuts after mowing twice) (Oldenburger et al. 2017).

Chemical treatment is particularly suitable for small to medium-sized stands and, due to the harmful side effects of the agents, is only possible at sites where other, non-chemical methods are impracticable (Oldenburger et al. 2017).

The combined method of mowing in June and injecting the newly grown shoots once they reached approx. 20 cm in length was found to be successful, as the plants were eradicated after three years of treatment (Böhmer et al. 2006).

In a comparison of 19 different treatments involving different doses of different herbicides at different times and combinations of herbicides with mowing or excavation, the following three treatments were found to be the most effective (Jones et al. 2018):

- spraying the leaves with glyphosate (2.6 kg/ha) in the summer and the autumn
- injecting the stems once with glyphosate (65 kg/ha)
- spraying the leaves with glyphosate (3.6 kg/ha) in the autumn

Additional safety measures must be taken if there is a possibility that the knotweed treated could be harvested for consumption.

### 8.2.3 Biological control

#### Insects

In Japan, the leaf-feeding psyllid *Aphelara itadori* is specialised in knotweed. The psyllid can only complete its life cycle on *R. japonica*, *R. japonica* var. *compacta* and *R. sachalinensis*. Additional research in Europe has shown that its eggs can be deposited on and its nymphs can develop on *R. x bohemica* and *x Reyllopa conollyana*, as well. Little to no eggs were deposited on other plant species and none of the eggs that were deposited on other species developed into adult psyllids (Clements et al. 2016, Shaw et al. 2009, CABI 2015, Jones et al. 2013). In comparison to a control, the biomass of both *R. x bohemica* and *R. sachalinensis* decreased by 50% after 50 days of exposure to *A. itadori* (Grevstad et al. 2013). The use of *A. itadori* to combat *R. japonica* in Northwestern Europe is deemed to pose little risk (CABI 2015).

Since 2010, *A. itadori* has been released each year at various sites in the United Kingdom. Monitoring has shown that the adults overwinter and prefer to deposit eggs on stands that have previously been cut. Eggs and nymphs of *A. itadori* were preyed upon by native assassin bugs, such as *Orius laevigatus* (Anthocoridae) (Ellison & Pratt 2018).

In British Columbia, *A. itadori* was released in 2016. Just as in the United Kingdom, the variety that was released here is native to the island of Kyushu, Japan, and is primarily specialised in *R. japonica* and *R. x bohemica*. A different variety from the island of Hokkaido is more specialised in *R. sachalinensis*. The impact of this northern variety and the hybrid between both varieties is still being investigated (CABI 2019, Grevstad et al. 2013, Andersen et al. 2016).

In Asia, the beetle *Gallerucida bifasciata* (Coleoptera: Chrysomelidae) is important herbivore of *R. japonica*. In field and laboratory tests, 87 plant species from different families were tested for suitability as a food source for this beetle's larvae. The larvae could only complete their development on seven of the 87 tested species. Of these seven species, larval survival rates on *R. japonica*, *Persicaria perfoliata* and *Reynoutria multiflorum* were significantly higher than on *Polygonum runcinatum*, *Rumex acetosa*, *Fagopyrum acutatum* and *Fagopyrum esculentum*. With respect to feeding and depositing eggs, adults also had a clear preference for the three species *R. japonica*, *Persicaria perfoliata* and *Reynoutria multiflorum* (Wang et al. 2008).

## Fungi

In Japan, the leaf-spot fungus *Mycosphaerella polygoni-cuspidati* (Ascomyceten) commonly occurs on *R. japonica* and causes leaf necrosis (Kurose et al. 2006). Tests conducted in Europe found that *R. japonica* and *R. bohemica* had a low level of susceptibility to this fungus and *R. sachalinensis* was even immune to it. This low susceptibility could be attributed to the fact that the tests were conducted in the autumn, when the epidermis of the leaves are thicker than in the spring (Jones et al. 2013).

In Japan, a total of 1,581 endophytic fungi were found on *R. japonica*. A few of these increase the virulence of a rust pathogen *Puccinia polygoni-amphibii* var. *tovariae*. In Japan, this rust fungus damages *R. japonica* and can potentially be used as a biological control agent (Kurose et al. 2012).

The leaf-feeding psyllid *A. itadori* could serve as a vector that could contribute to the spread of fungi *Puccinia polygoni-amphibii* var. *tovariae* and *Mycosphaerella polygoni-cuspidati* (CABI 2015).

## Bacteria

The bacteria *Candidatus Phytoplasma aurantifolia* was found to be able to weaken *R. japonica* to such an extent that it can be overgrown by stinging nettles (*Urtica dioica*) (Reeder et al. 2010).

Bacteria can also be used to smother the plants. This method involves a number of steps. After mowing down the knotweed, protein-rich pellets are worked into the soil to a depth of 25 cm. The soil is then watered and covered with an air-tight sheet. The protein will enable the bacteria to grow and consume the oxygen present in the soil, which will no longer be replenished due to the sheet covering. Anaerobic bacteria will consume and break down the carbohydrates in the roots of the plant, causing it to die. A practical trial recently conducted should demonstrate whether knotweed can be completely eradicated within one season. The results are promising, but had not yet been published at the time this report was compiled (see <https://bestrijdingduizendknoop.nl/overige-onderzoeken/wortels/>).

## Grazing

Sheep, cows and horses are particularly fond of the young shoots of *R. japonica*. At a site in the Black Forest, *R. japonica* was able to be completely suppressed by the combined grazing of Galloway cattle, moorland sheep and goats (3-4 grazing moments with >20 animals/ha). However, the resulting short grass is low in natural values. For large areas located outside natural areas, land managers in Germany see sheep grazing as the most effective and cost-effective control measure against knotweed (Böhmer et al. 2006).

The Probos foundation conducted a trial involving grazing by fenced-in Kempen heath sheep (three times a year for 2-3 days). This grazing method did not result in a reduction of knotweed because the sheep only ate the leaves and not the stems. However, a reduction was seen at a different site where Schoonbeker heath sheep were allowed to graze for the entire growing season. In this case, the sheep ate primarily the young shoots. The use of sheep grazing is relatively expensive and does not always lead to a significant reduction of knotweed (Oldenburger et al. 2017).

Since April 2015, the Municipality of Renkum has been conducting a trial with fenced-in Bentheim Black Pied pigs. These pigs eat not only leaves and stems, but also the roots and rhizomes near the surface. The Bohemian knotweed was almost entirely eradicated near the pigs' night-quarters and feeding trough and under the trees in the shade. The knotweed is decreasing elsewhere at the site, but it is still present (Oldenburger et al. 2017). Except for the trees, the knotweed and giant hogweed (*Heracleum mantegazzianum*), all other plant species at the grazing site disappeared (Fig. 8.1) (personal observation by R. Beringen). As it was thought that pigs would exhaust the knotweed more quickly because they also eat the belowground parts of the plant, the expectation was that grazing with pigs would be more effective than grazing with sheep. However, this did not prove to be in the case in practice (personal observation by J. Leferink). In terms of animal welfare, it would also be best if



knotweed were not the only item on the menu, regardless of whether sheep or pigs are used (Oldenburger 2017).



Figur 8.1 The use of pig grazing to control Asian knotweed in Renkum (Ruud Beringen).

### Competing plants

The planting of tall or shady native species such as reed canary grass (*Phalaris arundinacea*), common reed (*Phragmites australis*), butterbur (*Petasites hybridus*) and common alder (*Alnus glutinosa*) can help combat the establishment and expansion of Japanese knotweed along river banks, as long as the planted areas are sufficiently wide (Böhmer et al. 2006).

The planting of cuttings of competitive (long-living and shady) native species such as willows and/or poplars could also be a way of suppressing stands of *R. japonica* (Dommanget et al. 2014).

### 8.2.4 Thermal control

Thermal control methods are designed to damage and ultimately kill plants at high (>70°C) or extremely low, freezing temperatures.

#### Electricity

The Rootwave Pro is a relatively new device consisting of a metal lance and a metal earthing rod that carries a charge of 5,000 volts. Touching the lance to a plant sends a current through the plant to the earthing rod, essentially boiling it from the inside out, from the roots upwards. This method is both selective and labour intensive, and thus less suitable for large stands (Van Iersel 2019).

#### Hot water or steam

Various devices are available on the market for combating knotweed by means of hot or boiling water. These methods are generally not very selective in that they tend to kill all plants in the vicinity, though this is not necessarily a problem when it comes to species-poor, uniform knotweed stands. Another disadvantage is that the heat does not penetrate very deeply into the soil, which allows part of the root system to survive (<https://bestrijdingduizendknoop.nl/>). To address these belowground parts of the plant, experiments are being conducted in which hot water is injected into the soil after mowing. This treatment needs to be repeated several times per season, for a few seasons in a row (<https://www.ranox.nl/>)

### **Microwaves and UV**

Research is also being conducted into whether technologies like microwaves and UV light that are already being used in the agricultural and horticultural sectors to decontaminate the soil or eradicate weeds can also be used to combat Japanese knotweed (Vermeulen et al. 2002, Cuperus et al. 2013, <https://bestrijdingduizendknoop.nl/>).

### **Liquid nitrogen freezing**

Liquid nitrogen can be used to freeze the roots of knotweed to death. In practice, however, it is difficult to keep the soil below zero degrees long enough to kill them (<https://bestrijdingduizendknoop.nl/>).

## **8.3 Risks of improper management**

The manual removal of *K. polystachya* in the Indian Himalayas has been found to be counterproductive and has led to erosion and the domination of *Impatiens sulcata* (Kala 2004). This is a general ecological principle. In the mountainous areas of Europe, any large-scale control efforts must also take into account the risk of erosion and domination by annual species.

In Europe, the risks of improper management pertain more to the further spread of the knotweed species due to, among other things, poor mowing hygiene (e.g. flail mowing) and the failure to prevent flowering or seed setting when the possibility of viable seed production exists. What's more, despite existing protocols, there is no guarantee that contaminated clippings will be disposed of properly. They could end up in compost piles, or rhizomes could survive in soil depots. There continue to be incidents in which construction sites, road verges and even private gardens are contaminated with soil or compost brought in from elsewhere. In 2019, for example, in a story that received extensive coverage in the Netherlands, large areas along a motorway (the A27 near Bilthoven) became overgrown with Asian knotweed after contaminated soil was used in a road widening project.



## 9 Potential costs of damage and control

### 9.1 Damage to biodiversity and ecosystem services

Asian knotweed species are quite similar when it comes to their harmfulness to biodiversity and ecosystem services - so similar, in fact, that they are often intentionally lumped together under one heading in not only the scientific literature, but also in risk assessments. A lot of relatively recent literature does not appear to draw a distinction between *R. japonica* and *R. x bohemica*, and the assumption is that many of these studies pertain to both taxa.

With respect to *K. polystachya*, less specific literature is available and the uncertainties are somewhat greater than for the *Reynoutria* species.

#### Damage to biodiversity

Based on the literature review that was performed for this report, Asian knotweeds have a significant impact on the biotic and abiotic environment (see Section 3.3). It has effects on the chemical soil composition, soil moisture, soil microflora, soil fungi, vascular plants, aboveground insect fauna and sometimes even vertebrates.

While these are also effects that native species can sometimes have under certain circumstances, the latter effects are generally easy to keep in check by adjusting management measures.

Though little to no examples were found in the consulted literature regarding specific effects on rare or Red List species, there are definitely examples from other EU countries in which the quality of protected EU habitats has been damaged due to knotweed infestations (see Section 3.3.3.).

Based on the size of the knotweed populations in the Netherlands, *R. japonica* and *R. x bohemica* (which are often mistaken for each other) are more harmful to biodiversity than *R. sachalinensis* and *K. polystachya*.

No publications are known of that express the damage to biodiversity in financial terms.

#### Damage to ecosystem services

Asian knotweed can damage or hamper ecosystem services. This mainly occurs through encroachment on land used for agriculture or forestry. The extent to which this is an issue and the associated costs are unknown.

### 9.2 Damage to health, safety and the economy

Asian knotweed does not impact human health, unless it is consumed as a foodstuff in large quantities. The risks to safety and the economy are far greater.

There are all kinds of situations in which it negatively affects traffic and water safety.

Knotweed infestations can make dams and dikes more susceptible to erosion. The upward growth of rhizomes can displace the pavement or stone pitching. At some spots along roadways, knotweed stands require more frequent mowing in order to prevent unsafe traffic situations.

In Europe, knotweed infestations are reported to have an economic impact on the price of real estate, the processing of soil and compost and natural forest regeneration. Evidence also suggests that the management of agricultural land is affected. Lastly, a lot of money is spent to control or eradicate existing knotweed stands. In various European countries, including the United Kingdom and the Netherlands, a growing number of horticulturalists and other entrepreneurs are participating in knotweed control efforts initiated by private citizens or the government.

The species also present potential societal benefits, mainly as medicine or food. In Europe, however, the economic importance of these benefits is likely small because the medicine made from knotweed is mostly imported from outside Europe and only a limited number of individuals consume knotweed as a food. There are a few cases in which catering establishments feature knotweed on the menu in response to the growing interest in eating “foraged food”.

### 9.3. Costs of control efforts

Many different methods for controlling Asian knotweed have been tested, taking into account the cost aspects, both in Dutch and international literature. The studies focus primarily on the most common taxa, *R. japonica* and *R. x bohemica*. The costs associated with efforts to control both other knotweed species can likely be determined in a similar way.

With a view to finding a cost-effective method for controlling knotweed, the Dutch independent knowledge institute Probos conducted a practical trial involving seven different methods. The costs of these methods range from a few euros to approx. € 80 per square metre per year, generally based on a timeframe of four years. The best methods were found to be manual uprooting for smaller stands and monthly mowing for larger, easily accessible stands. However, almost none of the methods achieved 100% eradication in a 4-8 year period, and even after eradication follow-up monitoring is recommended for the subsequent five years. In general, a combination of measures is recommended (Oldenburger et al. 2017). Comparable studies into the costs of knotweed control have also been conducted in the United Kingdom (Table 9.1).

For various species on the list of invasive alien species of Union concern (the Union list), rough estimates have recently been made of the costs of control in the Netherlands (van der Meer et al. 2019). For the widely distributed species, these estimates pertained to the portion of the population that poses a risk to Natura 2000 goals or public health, for example. Based on a number of assumptions, the same system was used to obtain an estimate of the expenses associated with the eradication of **all** existing populations of Asian knotweeds within a period of three years. Assuming there to be approximately 10,000 populations (counted in square kilometres) of knotweed species ranging in size between 1 and 1,000 m<sup>2</sup> and in cost between € 30 and € 90 per m<sup>2</sup>, the annual costs are projected to be € 1 million - € 11 million - € 300 million (minimum-average-maximum). This exceeds the annual costs associated with controlling a portion of the population of Himalayan balsam (*Impatiens glandulifera*: maximum costs estimated at € 114 million) or giant hogweed (*Heracleum mantegazzianum*: maximum costs estimated at € 250 million).

Additional costs related to excavation work, more frequent mowing or the use of glyphosate, among other things, are already being made in various places to limit the growth and expansion of Asian knotweeds. The Municipality of Amersfoort has earmarked an amount of € 307,000 for city-wide efforts to control Japanese knotweed over the 2017-2020 period (Tijhuis 2017). In the same municipality, the costs of eradicating the knotweed by excavating all of its roots have been estimated at over € 500 million. This amount is so high due to the destruction of capital necessary, as bridges and houses would have to be demolished in order to remove all of the roots. The price tag for excavating the roots of Japanese knotweed at one urban expansion site in the Municipality of Harderwijk was € 400,000 (van der Sneppen 2018). The Municipality of Amsterdam set aside an amount of € 8.2 million for eradication efforts in 2019. It cost the municipality € 300,000 to rid just one listed building of a Japanese knotweed infestation (Municipality of Amsterdam 2019).

Within the framework of this study, no estimate was made of costs associated with the control and eradication of Asian knotweeds at the European level.

Table 9.1. Average costs for one-time treatment/removal of Japanese knotweed in the United Kingdom in 2017; conversion rate £ 1.00= € 1.1413. (Source: <https://environetuk.com/beacon/Japanese-knotweed-removal-costs-uk>)

Area (m <sup>2</sup> )	Spraying with herbicide	Excavation and disposal
50	€ 4,005	€ 32,537
500	€ 16,018	€ 201,229



## 10 Discussion, conclusions and recommendations

### 10.1 Discussion

Asian knotweed species are quite similar in manner of growth, biology and harmfulness - so similar, in fact, that they are often intentionally lumped together under one heading in not only the scientific literature, but also in some risk assessments. A lot of relatively recent literature does not appear to draw a distinction between *R. japonica* and *R. x bohemica*, and the assumption is that many of these studies pertain to both taxa. With respect to *K. polystachya*, less specific literature is available and the uncertainties are somewhat greater than for the *Reynoutria* species.

There is an enormous amount of literature on the *Reynoutria* species, especially *R. japonica*. Given the latter's close relationship with the other *Reynoutria* taxa, this literature was a good aid in assessing the risks associated with these taxa, for which far less literature is available. However, publications are known to borrow a lot from one another and in that sense can rehash the same general message. In part because of this, the comprehensive literature review may not provide unambiguous answers to all questions.

The Harmonia<sup>+</sup> protocol was not necessarily developed for species that have already been established and widely distributed for a long time. While the risk assessment scores for the three *Reynoutria* species are more or less the same, according to this protocol *R. x bohemica* is the most invasive, followed by *R. japonica* and *R. sachalinensis*. *R. x bohemica* is not only the most prone to expansion (via vegetative and probably also generative propagation), but also exhibits the most vigorous growth and is therefore more competitive (Parepa et al. 2014).

The primary danger lies in the potential emergence of a larger and more genetically diverse hybrid swarm, to which all three *Reynoutria* species could contribute. For this reason, it is recommended that the three be dealt with jointly. Preventing generative propagation (via seeds) is an important part of this. An increase in the generative propagation of *Reynoutria* has been observed in the United States (Forman & Kesseli 2003, Grimsby et al. 2007). At the same time, preventing generative propagation can be at odds with measures designed to prevent vegetative spread on roadsides or dikes (e.g. not mowing or flail mowing as opposed to mowing or flail mowing).

### 10.2 Conclusion

The invasion, impact and risk scores for the Japanese knotweed (*Reynoutria japonica*) are high. The risk of significant effects on biodiversity, ecosystems and infrastructure has also been assessed as high, while the risk posed to plant cultivation, animal production and human health is seen as low. There is a high level of confidence in the risk scores for all assessment categories.

The risk scores for Giant knotweed (*Reynoutria sachalinensis*) and Bohemian knotweed (*Reynoutria x bohemica*) are exactly the same. Their invasion, impact and risk scores are high. They pose a medium risk to plant cultivation and a low risk to animal production and human health. There is a high level of confidence in the risk scores for all assessment categories.

The invasion score for the Himalayan knotweed (*Koenigia polystachya*) is high, while its impact and risk scores are medium. Its risk scores for introduction, establishment and spread are high, its environmental impact risk score is medium and its scores for effects on plant cultivation, animal production, human health and other aspects are low. The level of confidence in these scores ranges from low to high for the different assessment categories; only the risk of other effects has been given a low level of confidence.



### 10.3 Recommendations for control

The primary methods for preventing the spread of Asian knotweed are:

- 1) banning its import, trade, cultivation and dispersal in the wild;
- 2) preventing contamination due to earthmoving or contaminated compost;
- 3) practising good hygiene in vegetation control or not mowing or flail mowing populations;
- 4) ensuring that garden waste is disposed of properly.

There has been a lot of discussion between managers (water boards, municipalities and land managers), private citizens and green entrepreneurs regarding control methods, with new methods being frequently tested or promoted. In short, there is no simple, fixed recipe for controlling knotweed. The best method can differ for each situation, and it is usually necessary to implement a combination of measures, several years in a row. A decision tree can be a useful aid in this process (see, for example, <https://bestrijdingduizendknoop.nl/beslisboom/>).

A major obstacle when it comes to control efforts is that parties need to work together to achieve real results. Far too often we see a manager on one side of the fence doing his or her best, while the manager on the other side is not. Cooperation is essential, especially if preventing generative propagation proves to be important.

Preventing the generative propagation of the *Reynoutria* species is an important strategy for preventing the emergence of an increasingly larger and more genetically diverse hybrid swarm. If generative propagation does indeed play a significant role, it is key to prevent female plants from setting seed and male plants from flowering. Not managing knotweed stands would then be a less appropriate strategy.

### 10.4 Recommendations for further research

In light of the genetic and morphological variation of the *Reynoutria* species, in particular, it is evident that generative propagation is taking place in many European countries. There is sufficient proof that plants are often producing viable seed. That which is much less clear is under what field conditions germination and establishment occur. One of the main research questions that remains is to what extent and at what kind of sites are seedlings able to establish themselves. If this process has already taken place, it should reveal itself in the genetic diversity of populations. Studying the genetic makeup of existing populations would shed light on this.

Based on the life strategy of Asian knotweed and the distribution of the species in Central Europe, it appears that the more dynamic the stream or river, the more potentially susceptible they are to knotweed establishment, with the possibility of much more invasive behaviour in these natural ecosystems.

There is still a lack of knowledge regarding the environmental impact of the Himalayan knotweed (*Koenigia polystachya*) in the EU. Our current knowledge relies too heavily on the known effects of the other knotweed species. More research into the effects of this species would increase the level of confidence in the risk assessment. It is also important to perform a taxonomic study to clear up its origin, relationship to other species in the genus, genetic variation and possible hybridisation.

## Acknowledgements

We would like to thank Jenneke Leferink (NVWA) for her active role on behalf of the commissioning party and her insightful thoughts regarding the content, always keeping in mind this risk assessment's target audience. Chris van Dijk (WUR) and Martijn Boosten (PROBOS) provided us with valuable information regarding the germination and establishment of knotweed in the Netherlands. Henk Siebel and Max Simmelink from the Society for the Preservation of Nature in the Netherlands (*Vereniging Natuurmonumenten*) drew on their experience to share insights into the potential impact of Asian knotweed on rare or protected species in the Netherlands.

## Bibliography

- Abgrall, C., E. Forey, L. Mignot & M. Chauvat, 2018. Invasion by *Fallopia japonica* alters soil food webs through secondary metabolites. *Soil Biology and Biochemistry* 127: 100-109.
- Adachi, N., I. Terashima & M. Takahashi, 1996. Nitrogen translocation via rhizome systems in monoclonal stands of *Reynoutria japonica* in an oligotrophic desert on Mt Fuji: Field experiments. *Ecological Research* 11(2): 175-186.
- Aguilera, A.G., P. Alpert, J.S. Dukes & R. Harrington, 2010. Impacts of the invasive plant *Fallopia japonica* (Houtt.) on plant communities and ecosystem processes. *Biological Invasions* 12(5): 1243–1252.
- Andersen, J.C., R. S. Bouchier, F.S. Grevstad, R. Van Driesche & N.J. Mills, 2016. Development and verification of SNP arrays to monitor hybridization between two host-associated strains of knotweed psyllid, *Aphalara itadori*. *Biological Control* 93: 49-55.
- Andreu, J. & Vila, M., 2009. Risk analysis of potential invasive plants in Spain. *Journal for Nature Conservation* 18 (1): 34-44.
- Anonymous, 2013a. *Fallopia baldschuanica*. Catálogo Español de Especies Exóticas Invasoras. download van: <https://www.miteco.gob.es/es/biodiversidad/temas/conservacion-de-especies/especies-exoticas-invasoras/>.
- Anonymous, 2013b. Interpretation Manual of European Union Habitats - EUR28. European Commission DG Environment.
- Anonymous, 2011. GB Non-native Species Risk Assessment *Fallopia japonica* - Japanese Knotweed. GB Non-native species secretariat.
- Anonymous, 2011. GB Non-native Species Risk Assessment *Fallopia sachalinensis* - Giant Knotweed. GB Non-native species secretariat.
- Anonymous, 2019. Unknotting Canada's knotweed problem. CABI (<https://www.cabi.org/projects/project/33000>).
- Bacieczko, W., A. Borcz & E. Kaszycka, 2015. Ecological characteristics of *Polygonum polystachyum* population in North western Poland (West Pomerania: Niepołcko). *Polish Journal of Natural Sciences* 30(1): 35-46.
- Bailey, J.P., 2013. The Japanese knotweed invasion viewed as a vast unintentional hybridisation experiment. *Heredity* 110(2): 105-110.
- Bailey, J.P., 2001. *Fallopia x conollyana* The Railway-yard Knotweed. *Watsonia* 23: 539-541.
- Bailey, J.P. & R. Wisskirchen, 2006. The distribution and origins of *Fallopia x bohemica* (Polygonaceae) in Europe. *Nordic Journal of Botany* 24(2): 173 - 199.
- Bailey, J.P. & A.P. Conolly, 2000. Prize-winners to pariahs: A history of Japanese knotweed s.l. (*Polygonaceae*) in the British Isles. *Watsonia* 23: 93–110.
- Bailey, J.P., K. Bímová & B. Mandák, 2007. The potential role of polyploidy and hybridisation in the further evolution of the highly invasive *Fallopia* taxa in Europe. *Ecological Research* 22(6): 920–928.
- Bailey, J.P., K. Bímová & B. Mandák, 2009. Asexual spread versus sexual reproduction and evolution in Japanese Knotweed s.l. sets the stage for the "Battle of the Clones". *Biological Invasions* 11(5): 1189-1203.
- Balant, M., 2015. Potentially invasive species *Fallopia baldschuanica* and *Fallopia multiflora* in Slovenia. Thesis University of Ljubljana, Biotechnical faculty, Ecology and biodiversity studies, 82 pag.
- Bardon, C., F. Piola, F. Bellvert, F. el Zahar Haichar, G. Comte, G. Meiffren, T. Pommier, S. Pujalon, N. Tsafack & F. Poly, 2014. Evidence for biological denitrification inhibition (BDI) by plant secondary metabolites. *New Phytologist* 204(3): 620-630.
- Barney, J.N., N. Tharayil, A. Di Tommaso & P.C. Bhowmik, 2006. The Biology of Invasive Alien Plants in Canada. 5. *Polygonum cuspidatum* Sieb. & Zucc. [= *Fallopia japonica* (Houtt.) Ronse Decr.]. *Canadian Journal of Plant Science* 86(3): 887–906.

- Bartoszek, W., A. Urbisz & B. Tokarska-Guzik, 2006. *Polygonum polystachyum* Wall. ex Meissner in Poland: status, distribution, habitats. Biodiversity Research and Conservation 1-2: 86-88.
- Beerling, D.J., 1993. The Impact of Temperature on the Northern Distribution Limits of the Introduced Species *Fallopia japonica* and *Impatiens glandulifera* in North-West Europe. Journal of Biogeography 20(1): 45-53.
- Beerling, D.J., B. Huntley & J.P. Bailey, 1995. Climate and the distribution of *Fallopia japonica*: use of an introduced species to test the predictive capacity of response surfaces. Journal of Vegetation Science 6(2): 269-282.
- Beerling, D.J., J.P. Bailey & A.P. Conolly, 1994. Biological Flora of the British Isles; *Fallopia japonica* (Houtt.) Ronse Decraene. Journal of Ecology 82(4): 959-979.
- Belgian Forum on Invasive Species (BFIS), 2019a. Invasive Species in Belgium: *Koenigia polystachya* - Himalayan knotweed. BFIS, Brussels. <http://ias.biodiversity.be/species/show/85>.
- Belgian Forum on Invasive Species (BFIS), 2019b. Invasive Species in Belgium: *Fallopia japonica* - Japanese knotweed. BFIS, Brussels. <http://ias.biodiversity.be/species/show/9>.
- Belgian Forum on Invasive Species (BFIS), 2019c. Invasive Species in Belgium: *Fallopia x bohemica* - Hybrid knotweed. BFIS, Brussels. <http://ias.biodiversity.be/species/show/145>.
- Belgian Forum on Invasive Species (BFIS), 2019d. Invasive Species in Belgium: *Fallopia sachalinensis* - Giant knotweed. BFIS, Brussels. <http://ias.biodiversity.be/species/show/144>.
- Bímová, K., B. Mandák & P. Pyšek, 2003. Experimental study of vegetative regeneration in four invasive *Reynoutria* taxa (Polygonaceae). Plant Ecology 166(1): 1-11.
- Blackburn, T., Pyšek, P., Bacher, S., Carlton, J.T., Duncan, R.P., Jarošík, V., Wilson, J.R.U. & Richardson, D.M., 2011. A proposed unified framework for biological invasions. Trends in Ecology & Evolution 26 (7): 333-339.
- Böhmer, H.J., T. Heger, B. Alberternst & B. Walser, 2006. Ökologie, Ausbreitung und Bekämpfung des Japanischen Staudenknöterichs (*Fallopia japonica*) in Deutschland. Anliegen Natur 30: 29-34.
- Bram, M.R. & J.N. McNair, 2004. Seed germinability and its seasonal onset of Japanese knotweed (*Polygonum cuspidatum*). Weed Science 52(5): 759-767.
- Branquart E., G. Brundu, S. Buholzer, D. Chapman, P. Ehret, G. Fried, U. Starfinger, J. van Valkenburg & R. Tanner, 2016. A prioritization process for invasive alien plant species incorporating the requirements of EU Regulation no. 1143/2014. EPPO Bulletin 46 (3): 603–617.
- Buhk, C. & A. Thielsch, 2015. Hybridisation boosts the invasion of an alien species complex: Insights into future invasiveness. Perspectives in Plant Ecology, Evolution and Systematics 17(4): 274–283.
- Buholzer, S., M. Nobis, N. Schoenenberger & S. Rometsch, 2014. Liste der gebietsfremden invasiven Pflanzen der Schweiz. Info Flora.
- CABI, 2015. A Pest Risk Analysis for *Aphalara itadori* for the European Union (EU) Member States in North Western Europe. CABI, Egham (Surrey), 160 pag.
- Caillon, A. & Lavoué, M., 2016. Liste hiérarchisée des plantes exotiques envahissantes d'Aquitaine. Version 1.0. Conservatoire Botanique National Sud-Atlantique, Audenge. 33 pp. [https://ofsa.fr/ofsa/ressources/5\\_ref\\_eee/liste\\_des\\_eee\\_aquitaine.pdf](https://ofsa.fr/ofsa/ressources/5_ref_eee/liste_des_eee_aquitaine.pdf).
- CBNMC, 2017. Liste hiérarchisée des plantes exotiques envahissantes D'Auvergne. Conservatoire botanique national du Massif central (CBNMC), Chavaniac-Lafayette. <http://eee-auvergnerrhonealpes.fr/wordpress/wp-content/uploads/2017/10/liste-EEE-v20170913.pdf>
- Chmura, D., B. Tokarska-Guzik, T. Nowak, G. Woźniak, K. Bzdęga, K. Koszela & M. Gancarek, 2015. The influence of invasive *Fallopia* taxa on resident plant species in two river valleys (southern Poland). Acta Societatis Botanicorum Poloniae 84(1): 23-33.

- Claeson, S.M., C.J. LeRoy, J.R. Barry & K.A. Kuehn, 2014. Impacts of invasive riparian knotweed on litter decomposition, aquatic fungi, and macroinvertebrates. *Biological Invasions* 16(7): 1531–1544.
- Clements, D.R., T. Larsen & J. Grenz, 2016. Knotweed management strategies in North America with the advent of widespread hybrid Bohemian Knotweed, regional differences, and the potential for biocontrol via the Psyllid *Aphalara itadori* Shinji. *Invasive Plant Science and Management* 9(1): 60-70.
- Colleran, B.P. & K.E. Goodall, 2015. Extending the Timeframe for Rapid Response and Best Management Practices of Flood-Dispersed Japanese Knotweed (*Fallopia japonica*). *Invasive Plant Science and Management* 8(2): 250-253.
- Conolly, A.P., 1991. *Polygonum lichiangense* W. Smith rejected as a naturalized British species. *Watsonia* 18: 351-358.
- Conolly, A.P., 1977. The distribution and history in the British Isles of some alien species of *Polygonum* and *Reynoutria*. *Watsonia* 11(4): 291-311.
- Cuperus, G., P. van Welsem & J. Ooms, 2013. Inventarisatie onkruidbestrijding op verhardingen. Tauw, Deventer, 72 p.
- D'hondt, B., S. Vanderhoeven, S. Roelandt, F. Mayer, V. Versteirt, E. Ducheyne, G. San Martin, J-C. Grégoire, I. Stiers, S. Quoilin & E. Branquart, 2014. Harmonia+ and Pandora+: risk screening tools for potentially invasive organisms. Belgian Biodiversity Platform, Brussels. 63 pag.
- Dassonville, N., N. Guillaumaud, F. Piola, P. Meerts & F. Poly, 2011. Niche construction by the invasive Asian knotweeds (species complex *Fallopia*): impact on activity, abundance and community structure of denitrifiers and nitrifiers. *Biological Invasions* 13: 115-1133.
- Dassonville, N., S. Vanderhoeven, W. Gruber & P. Meerts, 2007. Invasion by *Fallopia japonica* increases topsoil mineral nutrient concentrations. *Ecoscience* 14(2): 230-240.
- Davis, E.S., R. Kelly, C.A. Maggs & J.C. Stout, 2018. Contrasting impacts of highly invasive plant species on flower-visiting insect communities. *Biodiversity and Conservation* 27(8): 2069-2085.
- Desmoulin, F. & Emeriau T., 2017. Liste des espèces végétales invasives du Centre-Val de Loire Version 3.0. Conservatoire botanique national du Bassin parisien, délégation Centre-Val de Loire, Orléans. 43 p.
- Diekjobst, H., 1992. Der Vielährige Knöterich (*Polygonum polystachyum*) im Iserlohner Stadtwald (Sauerland). *Natur und Heimat* 52(2): 49-54.
- Dommanget, F., A. Evette, T. Spiegelberger, C. Gallet, M. Pacé, M. Imbert & M-L. Navas, 2014. Differential allelopathic effects of Japanese knotweed on willow and cottonwood cuttings used in riverbank restoration techniques. *Journal of Environmental Management* 132: 71-78.
- Duistermaat, H., D.M. Soes, J. van Valkenburg, B.J. van Heuven, B. Zonneveld & P.J.A. Kessler, 2012. Actuele verspreiding en risico's van mannelijk fertiele *Fallopia japonica* (Polygonaceae) planten. NCB Naturalis Leiden, Bureau Waardenburg Culemborg, NVWA Wageningen, Hortus Botanicus Leiden.
- Duquette, M.-C., A. Compérot, L.F. Hayes, C. Pagola, F. Belzile, J. Dubé & C. Lavoie, 2016. From the source to the outlet: Understanding the distribution of invasive knotweeds along a North American river. *River Research and Applications* 32(5): 958-966.
- eattheweeds.com, website Eat the Weeds: <http://www.eattheweeds.com/japanese-knotweed-dreadable-edible/>, accessed June 2019
- EFSA (European Food Safety Authority), 2015. Conclusion on the peer review of the pesticide risk assessment of the active substance *Reynoutria sachalinensis* extract. *EFSA Journal* 13(9):4221, 73 pp. doi:10.2903/j.efsa.2015.4221.
- Ellison, C. & C. Pratt, 2018. Update on the CABI UK invasive weeds biocontrol programme. CABI powerpoint (<http://www.nonnativespecies.org/downloadDocument.cfm?id=1817>).
- Engler, J., K. Abt & C. Buhk, 2011. Seed characteristics and germination limitations in the highly invasive *Fallopia japonica* s.l. (Polygonaceae). *Ecological Research* 26(3): 555-562.

- Environment Agency, 2019. Treatment and disposal of invasive non-native plants: RPS 178. Website Environment Agency, geraadpleegd maart 2019.
- Essl, F. & Rabitsch, W., 2002. Neobiota in Österreich. Umweltbundesamt, Wien. 432 p.
- Fan, P., K. Hostettmann & H. Lou, 2010. Allelochemicals of the invasive neophyte *Polygonum cuspidatum* Sieb. & Zucc. (Polygonaceae). *Chemoecology* 20(3): 223-227.
- Fennell, M., M. Wade & K.L. Bacon, 2018. Japanese knotweed (*Fallopia japonica*): an analysis of capacity to cause structural damage (compared to other plants) and typical rhizome extension. *PeerJ* 6:e5246; DOI 10.7717/peerj.5246.
- Follak, S., M. Eberius, F. Essl, A. Fördös, N. Sedlacek & F. Trognitz, 2018. Invasive alien plants along roadsides in Europe. *EPPO Bulletin* 48(2): 256–265.
- Forman J. & R.V. Kesseli, 2003. Sexual reproduction in the invasive species *Fallopia japonica* (Polygonaceae). *American Journal of Botany* 90(4): 586-592.
- Frantik, T., M. Kovárová, H. Koblihová, K. Bartunková, Z. Nyvltová & M. Vosátka, 2013. Production of medically valuable stilbenes and emodin in knotweed. *Industrial Crops and Products* 50: 237–243.
- Fuchs, J.G., 2017. Studie zur Persistenz von Erdmandelgras (*Cyperus esculentus*) und Japanknöterich (*Reynoutria japonica*) in Kompostierungs- und Vergärungsprozessen. Forschungsinstitut für Biologischen Landbau (FiBL, Schweiz).
- Funkenberg, T., D. Roderus & C. Buhk, 2012. Effects of climatic factors on *Fallopia japonica* s.l. seedling establishment: evidence from laboratory experiments. *Plant Species Biology* 27(3): 218–225.
- Gemeente Amsterdam, 2019. Voorjaarsnota 2019 pagina 46. ([https://assets.amsterdam.nl/publish/pages/96325/voorjaarsnota\\_2019\\_1.pdf](https://assets.amsterdam.nl/publish/pages/96325/voorjaarsnota_2019_1.pdf))
- Galasso, G., E. Banfi, F. De Mattia, F. Grassi, S. Sgorbati & M. Labra, 2009. Molecular phylogeny of *Polygonum* L. s.l. (*Polygonoideae*, *Polygonaceae*), focusing on European taxa: preliminary results and systematic considerations based on rbcL plastidial sequence data. *Atti Soc. It. Sci. Nat. Museo Civ. Stor. Nat. Milano* 150(1): 113-148.
- Galasso, G., G. Ceffali & A. Colatore, 2006. In: Scoppola, A. (red.): *Notulae alla checklist della flora vascolare Italiana*: 2 (1192-1266); *Notula\_1249*. *Informatore Botanico Italiano* 38(1): 208.
- Gammon, M.A. & R. Kesseli, 2009. Haplotypes of *Fallopia* introduced into the US. *Biological Invasions* 12(3): 421-427.
- Gaskin, J.F., M. Schwarzländer, F.S. Grevstad, M.A. Haverhals, R.S. Bouchier & T.W. Miller, 2014. Extreme differences in population structure and genetic diversity for three invasive congeners: knotweeds in western North America. *Biological Invasions* 16(10): 2127-2136.
- GB Non-native Species Secretariat (GBNNSS), 2015. Rapid risk assessment summary sheet Himalayan knotweed (*Persicaria wallichii*). GB Non-native Species Secretariat, York. <https://secure.fera.defra.gov.uk/nonnativespecies/downloadDocument.cfm?id=1413>.
- GB Non-native Species Secretariat (GBNNSS), 2019. Risk assessment. GB Non-native Species Secretariat, York. <http://www.nonnativespecies.org/index.cfm?pageid=143>.
- Gerber, E., C. Krebs, C. Murrell, M. Moretti, R. Rocklin & U. Schaffner, 2008. Exotic invasive knotweeds (*Fallopia* spp.) negatively affect native plant and invertebrate assemblages in European riparian habitats. *Biological Conservation* 141(3): 646-654.
- Gorjanc, M., A. Savić, L. Topalić-Trivunović, M. Mozetič, R. Zaplotnik, A. Vesel & D. Grujić, 2016. Dyeing of plasma treated cotton and bamboo rayon with *Fallopia japonica* extract. *Cellulose* 23(3): 2221-2228.
- GOV.UK 2019. Guidance Treatment and disposal of invasive non-native plants: RPS 178. Environment Agency (<https://www.gov.uk/government/publications/treatment-and-disposal-of-invasive-non-native-plants-rps-178/treatment-and-disposal-of-invasive-non-native-plants-rps-178>, Updated 9 April 2019).
- Gowton, C., A. Budsock & D. Matlaga, 2016. Influence of Disturbance on Japanese Knotweed (*Fallopia japonica*) Stem and Rhizome Fragment Recruitment Success within Riparian Forest Understory. *Natural Areas Journal* 36(3): 259-267.

- Grevstad, F., R. Shaw, R. Bouchier, P. Sanguankeeo, G. Cortat & R.C. Reardon, 2013. Efficacy and host specificity compared between two populations of the psyllid *Aphalara itadori*, candidates for biological control of invasive knotweeds in North America. *Biological Control* 65(1): 53-62.
- Grimsby J.L., D. Tsirelson, M.A. Gammon & R. Kesseli, 2007. Genetic diversity and clonal vs. sexual reproduction in *Fallopia* spp. (Polygonaceae). *American Journal of Botany* 94(6): 957-964.
- Groeneveld E., F. Belzile & C. Lavoie, 2014. Sexual reproduction of Japanese knotweed (*Fallopia japonica* s.l.) at its northern distribution limit: new evidence of the effect of climate warming on an invasive species. *American Journal of Botany* 101(3): 459-466.
- Ham, R.W.J.M., 1985. Afghaanse duizendknoop. In: Mennema, J., A.J. Quené-Boterenbrood & C.L. Plate: Atlas van de Nederlandse Flora deel 2, Zeldzame en vrij zeldzame planten. Bohn, Scheltema & Holkema, Utrecht.
- Hamilton, A., 2011. *Booze for Free*. Penguin Books, 399p.
- Hedeneč P., D. Novotný, S. Ust'ak, R. Honzík, M Kovarova, H. Simackova & J. Frouz, 2014b. Allelopathic effect of new introduced biofuel crops on the soil biota: A comparative study. *European Journal of Soil Biology* 63:14-20.
- Hedeneč, P., D. Novotny, S. Ustak, T. Cajthaml, A. Slejska, H. Simackova, R. Honzík, M. Kovarova & J. Frouz, 2014a. The effect of native and introduced biofuel crops on the composition of soil biota communities. *Biomass and Bioenergy* 60: 137-146.
- Herpigny, B., N. Dassonville, P. Ghysels, G. Mahy & P. Meerts, 2012. Variation of growth and functional traits of invasive knotweeds (*Fallopia* spp.) in Belgium. *Plant Ecology* 213(3): 419-430.
- Hoffman, M.H.A., 2016a. List of names of perennials: Naamlijst van Vaste Planten. Naktuinbouw, Roelofarendsveen. 632 pp.
- Hoffman, M.H.A., 2016b. List of names of perennials: Naamlijst van Houtige gewassen. Naktuinbouw, Roelofarendsveen. 1080 pp.
- Hollingsworth, M.L. & J.P. Bailey, 2000a. Hybridisation and clonal diversity in some introduced *Fallopia* species (Polygonaceae). *Watsonia* 23(1): 111-121.
- Hong, S-P., 1993. Reconsideration of the generic status of *Rubrivena* (Polygonaceae, Persicarieae). *Plant Systematics and Evolution* 186(1-2): 95-122.
- Hong, S-P. & H.K. Moon, 2003. Unrecorded and introduced taxon in Korea: *Persicaria wallichii* Greuter & Burdet (*Persicaria*, Polygonaceae). *Korean Journal of Plant Taxonomy* 33(2): 219-223.
- Hoste, I., F. Verloove & J.P. Bailey, 2017. Two recent records from Belgium of established plants of *Fallopia x conollyana*: A low profile alien steps into the open. *Dumortiera* 112: 8-13.
- Iersel, W. van, 2019. Zap! En je onkruid is weg. *Stad + Groen* 7(1): 111-113.
- Info Flora, 2018. Die Asiatischen Knöteriche (*Polygonaceae*, Knöterichgewächse). [www.infoflora.ch](http://www.infoflora.ch).
- ISC 2016. Knotweeds Tips. Invasive Species Council of British Columbia ([https://bcinvasives.ca/documents/Knotweeds\\_TIPS\\_Final\\_07\\_22\\_2016.pdf](https://bcinvasives.ca/documents/Knotweeds_TIPS_Final_07_22_2016.pdf)).
- Jones, D., G. Bruce, M.S. Fowler, R. Law-Cooper, I. Graham, A. Abel, F.A. Street-Perrott & D. Eastwood, 2018. Optimising physiochemical control of invasive Japanese knotweed. *Biological Invasions* 20(8): 2091–2105.
- Jones, K., D. Shaw, S. Wood, M. Seier, S. Thomas, K. Pollard & A. Brook, 2013. Japanese knotweed biological control testing for The Netherlands. NVWA-CABI.
- Jonsell B., 1999. Additional nomenclatural notes to Flora Nordica (*Lycopodiaceae* to *Polygonaceae*). *Nordic Journal of Botany* 19(4): 385-387.
- Kala, C.P., 2004. Pastoralism, plant conservation, and conflicts on proliferation of Himalayan knotweed in high altitude protected areas of the Western Himalaya, India. *Biodiversity and Conservation* 13(5): 985-995.

- Kaplan, Z., J. Danihelka, P. Koutecký, K. Šumberová, L. Ekrt, V. Grulich, R. Řepka, Z. Hroudová, J. Štěpánková, V. Dvořák, M. Dančák, P. Dřevojan & J. Wild, 2017. Distributions of vascular plants in the Czech Republic. Part 4. *Preslia* 89(2): 180.
- Kelly, J., O'Flynn, C., and Maguire, C. 2013. Risk analysis and prioritization for invasive and non-native species in Ireland and Northern Ireland. Environment Agency and National Parks and Wildlife Service as part of Invasive Species, Dublin.  
<http://invasivespeciesireland.com/wp-content/uploads/2013/03/Risk-analysis-and-prioritization-29032012-FINAL.pdf>.
- Kim, J.Y. & C-W. Park, 2000. Morphological and chromosomal variation in *Fallopia* section *Reynoutria* (*Polygonaceae*) in Korea. *Brittonia* 52(1): 34–48.
- Klein, H.I., 2011. Species biography for Himalayan knotweed *Persicaria wallichii* Greuter & Burdet (*Polygonum polystachyum* Meisner). Alaska Center for Conservation Science.
- Komarov, V.L. (red.), 1970. Flora of the USSR, Volume V. Botanicheskii institut (Akademiia nauk SSSR), Translated and published as part of the translations program of the Smithsonian Institution Libraries.
- Krebs, C., E. Gerber, D. Matthies & U. Schaffner, 2011. Herbivore resistance of invasive *Fallopia* species and their hybrids. *Oecologia* 167(4): 1041–1052.
- Krebs, C., G. Mahy, D. Matthies, U. Schaffner, M-S. Tiébré & J-P. Bizoux, 2010. Taxa distribution and RAPD markers indicate different origin and regional differentiation of hybrids in the invasive *Fallopia* complex in central-western Europe. *Plant Biology* 12(1): 215-223.
- Kretz, M. & I.K. Vogtsburg, 1994. Kontrolle des Japan-Knöterichs an Fließgewässern: 1., Erprobung ausgewählter Methoden. Landesanstalt für Umweltschutz Baden-Württemberg, Karlsruhe, 60 pag.
- Kurose, D., T. Renals, R. Shaw, N. Furuya, M. Takagi & H. Evans, 2006. *Fallopia japonica*, an increasingly intractable weed problem in the UK: Can fungi help cut through this Gordian knot? *Mycologist* 20(2): 126–129.
- Kurose, D., N. Furuya, K. Tsuchiya, S. Tsushima & H.C. Evans, 2012. Endophytic fungi associated with *Fallopia japonica* (*Polygonaceae*) in Japan and their interactions with *Puccinia polygoni-amphibii* var. *tovariae*, a candidate for classical biological control. *Fungal Biology* 116(7): 785-791.
- Lajos, B. D. István & K. Gergely, 2004. A magyarországi neofitonok időszerű jegyzéke és besorolásuk inváziós szempontból. In: Botond, M. & Z. Botta-Dukát: *Biológiai Inváziók Magyarországon: Özönnövények*, pag. 61-92. TermészetBÚVÁR Alapítvány Kiadó, Budapest.
- Lalancette, N., L.A. Furman & J.F. White, 2013. Management of peach rusty spot epidemics with biorational fungicides. *Crop Protection* 43: 7-13.
- Lamberti-Raverot, B., F. Piola, M. Thiébaud, L. Guillard, F. Vallier & S. Puijalon, 2017. Water dispersal of the invasive complex *Fallopia*: The role of achene morphology. *Flora* 234: 150-157.
- Lavoie, C., 2017. The impact of invasive knotweed species (*Reynoutria* spp.) on the environment: review and research perspectives. *Biological Invasions* 19(8): 2319-2337.
- Londo, G. & H.N. Leys, 1979. Stinseplanten en de Nederlandse flora. *Gorteria* 9(7/8): 247-257.
- Maerz, J.C., B. Blossey & V. Nuzzo, 2005. Green frogs show reduced foraging success in habitats invaded by Japanese knotweed. *Biodiversity and Conservation* 14(12): 2901–2911.
- Mandak, B., P. Pysek & K. Bimova, 2004. History of the invasion and distribution of *Reynoutria* taxa in the Czech Republic: a hybrid spreading faster than its parents. *Preslia* 76: 15-64.
- Mandak, B., P. Pysek, M. Lysak J. Suda, A. Krahulcova & K. Bimova, 2003. Variation in DNA-ploidy Levels of *Reynoutria* Taxa in the Czech Republic. *Annals of Botany* 92(2):265-272.



- Martin, F.-M., 2019. The study of the spatial dynamics of Asian knotweeds (*Reynoutria* spp.) across scales and its contribution for management improvement. Thesis Universite Grenoble Alps, 138 pag.
- Mastrandrea, M.D., C.B. Field, T.F. Stocker, O. Edenhofer, K.L. Ebi, D.J. Frame, H. Held, E. Kriegler, K.J. Mach, P.R. Matschoss, G.-K. Plattner, G.W. Yohe & F.W. Zwiers, 2010. Guidance note for lead authors of the IPCC Fifth Assessment Report on consistent treatment of uncertainties. Intergovernmental Panel on Climate Change, Geneva. Beschikbaar op IPCC-website. Laatst bezocht 23 juli 2019.
- Mastrandrea, M.D., K.J. Mach, G.-K. Plattner, O. Edenhofer, T.F. Stocker, C.B. Field, K.L. Ebi & P.R. Matschoss, 2011. The IPCC AR5 guidance note on consistent treatment of uncertainties: a common approach across the working groups. *Climatic Change* 108: 675-691.
- Matthews, J., R. Beringen, M.A.J. Huijbregts, H.J. van der Mheen, B. Odé, L. Trindade, J.L.C.H. van Valkenburg, G. van der Velde & R.S.E.W. Leuven, 2015. Horizon scanning and environmental risk analyses of non-native biomass crops in the Netherlands. Institute for Water and Wetland Research, Radboud University, Nijmegen, 253 pag.
- Matthews, J., G. van der Velde, F.P.L. Collas, L. de Hoop, K.R. Koopman, A.J. Hendriks & R.S.E.W. Leuven, 2017. Inconsistencies in the risk classification of alien species and implications for risk assessment in the European Union. *Ecosphere* 8 (6): e01832. 10.1002/ecs2.1832.
- Meijden, R. van der, 2005. Heukels' Flora van Nederland. Wolters-Noordhoff, Groningen.
- Meyer, F.G. & E.H. Walker (red.), 1965. *Polygonum*. In: Flora of Japan (A combined, much revised, and extended translation of the Flora of Japan by Jisaburo Ohwi 1953) pag. 405-413. Smithsonian Institution, Washington DC. (download van <https://www.biodiversitylibrary.org>).
- MMARM (Ministerio de Medio Ambiente, Rural & Marino), 2011. 19398 - Real Decreto 1628/2011, de 14 de noviembre, por el que se regula el listado y catálogo español de especies exóticas invasoras. *Boletín Oficial del Estado* 298: 132711.
- Moravcová, L., P. Pyšek, V. Jarošík & P. Zákavský, 2011. Potential phytotoxic and shading effects of invasive *Fallopia* (*Polygonaceae*) taxa on the germination of dominant native species. *Neobiota* 9: 31-47.
- Nawrocki, T., H.I. Klein, L.A. Flagstad & M.L. Carlson, 2011. Alaska non-native plant invasiveness Ranking Form for *Persicaria wallichii* Greuter & Burdet. Alaska Center for Conservation Science.
- Nawrot-Hadzik, I., S. Slusarczyk, S. Granica, J. Hadzik & A. Matkowski, 2019. Phytochemical Diversity in Rhizomes of Three *Reynoutria* Species and their Antioxidant Activity Correlations Elucidated by LC-ESI-MS/MS Analysis. *Molecules* 24, 1136: 1-38; doi:10.3390/molecules24061136.
- Negi, V.S., R.K. Maikhuri, A. Maletha, 2017. *Polygonum polystachyum*: Peril to biodiversity of the alpine ecosystem, Western Himalaya, India. *Current Science* 113(12): 2249-2251.
- Nehring, S., Kowarik, I., Rabitsch, W. & Essl, F., 2013. Naturschutzfachliche Invasivitätsbewertungen für in Deutschland wildlebende gebietsfremde Gefäßpflanzen unter Verwendung von Ergebnissen aus den F+E-Vorhaben FKZ 806 82 330, FKZ 3510 86 0500 und FKZ 3511 86 0300. Bundesamt für Naturschutz, Bonn. 204 p.
- Nhiem, N.X., P. Van Kiem, C. Van Minh, N.T. Hoai, H.V. Duc, B.H. Tai, T.H. Quang, B.L.T. Anh, S.-G. Yeo, J.-H. Song, D.-S. Cheon, M.H. Park, H.-J. Ko & S.H. Kim, 2014. Anti-influenza Sesquiterpene from the roots of *Reynoutria japonica*. *Natural Product Communications* 9(3): 315-318.
- Nishizono, H., K. Kubota, S. Suzuki & F. Ishii, 1989. Accumulation of heavy metals in cell walls of *Polygonum cuspidatum* roots from metalliferous habitats. *Plant and Cell Physiology* 30(4): 595-598.
- O'Flynn, C., Kelly, J. & Lysaght, L., 2014. Ireland's invasive and non-native species – trends in introductions. National Biodiversity Data Centre Series 2 (Series editor L. Lysaght). National Biodiversity Data Centre, Waterford. 50 p.

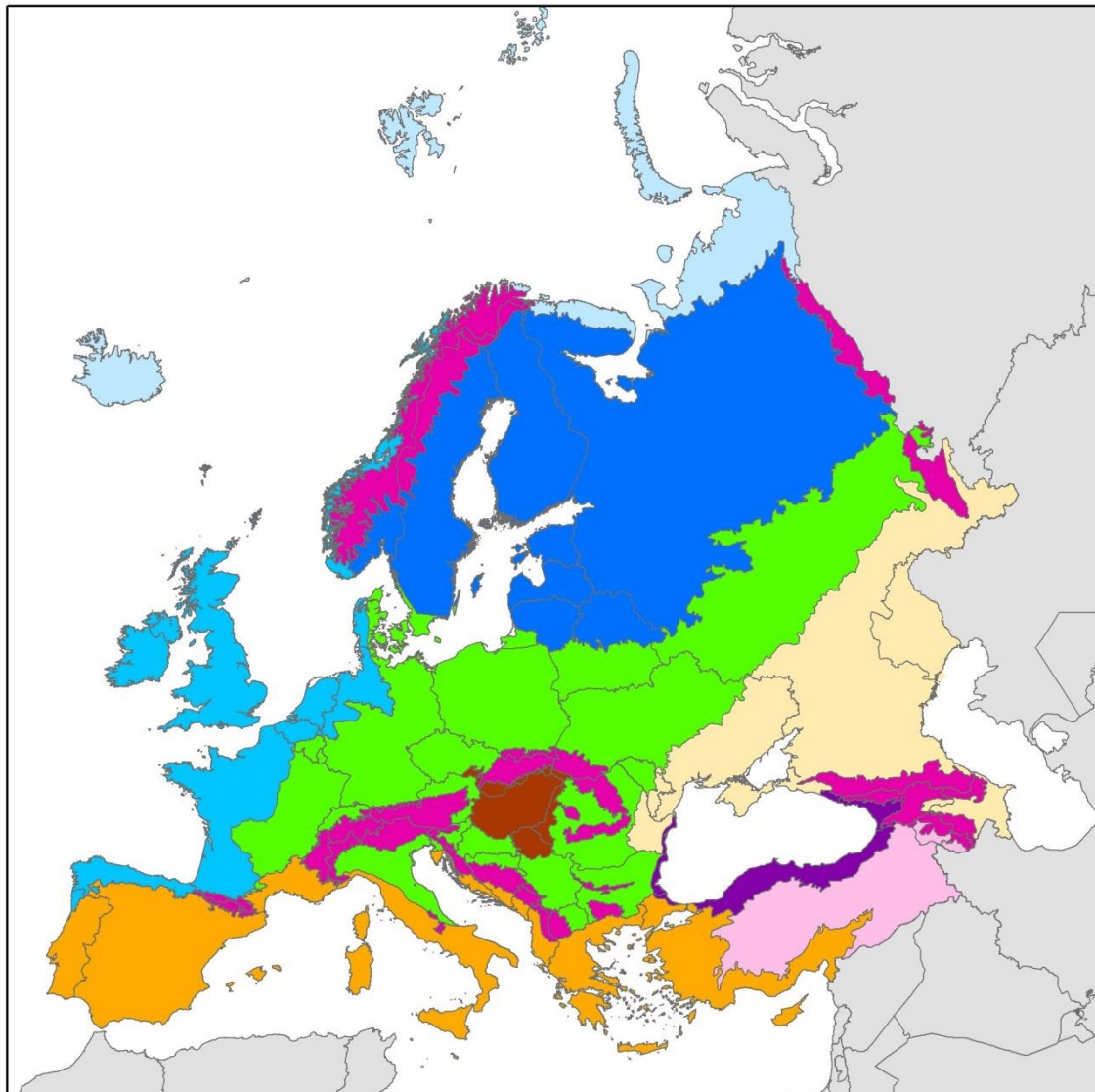
- Oldenburger, J., J. Penninkhof, C. de Groot & F. Voncken, 2017. Praktijkproef bestrijding duizendknoop. Probos, Wageningen.
- Oldenburger, J.F. & J. Penninkhof, 2017. Bestrijding van Aziatische Duizendknopen. De Levende Natuur 118(4): 136-138.
- Parepa, M., M. Fischer, C. Krebs & O. Bossdorf, 2014. Hybridization increases invasive knotweed success. *Evolutionary Applications* 7(3): 413-420.
- Parepa, M., U. Schaffner & O. Bossdorf, 2012. Sources and modes of action of invasive knotweed allelopathy: the effects of leaf litter and trained soil on the germination and growth of native plants. *Neobiota* 13: 15-30.
- Pashley, C.H., 2003. The use of molecular markers in the study of the origin and evolution of Japanese Knotweed *sensu lato*. Thesis University of Leicester.
- Pashley, C.H., J.P. Bailey & C. Ferris, 2007. Clonal diversity in British populations of the alien invasive Giant Knotweed, *Fallopia sachalinensis* (F. Schmidt) Ronse Decraene, in the context of European and Japanese plants. *Watsonia* 26: 359-371.
- Pergl, J., J. Sádlo, A. Petrušek, Z. Laštůvka, J. Musil, I. Perglová, R. Šanda, H. Šefrová, J. Šíma, V. Vohralík & P. Pyšek, 2016. Black, Grey and Watch Lists of alien species in the Czech Republic based on environmental impacts and management strategy. *NeoBiota* 28: 1-37.
- pfaf.org, website Plants For A Future:  
<https://pfaf.org/user/Plant.aspx?LatinName=Reynoutria+japonica>, accessed June 2019.
- Pheloung, P.C., Williams, P.A. & Halloy, S.R., 1999. A weed risk assessment model for use as a biosecurity tool evaluating plant introductions. *Journal of Environmental Management* 57: 239-251.
- Portegijs, T., 2019. Experiment zorgt voor aanzienlijke afname woekerende duizendknopen. *Nature Today* 26 2-2019: <https://www.naturetoday.com/intl/nl/nature-reports/message/?msg=24962>.
- Quere E. & J. Geslin, 2016. Liste des plantes vasculaires invasives de Bretagne. DREAL Bretagne, Région Bretagne. Conservatoire botanique national de Brest, 27 p. + annexes.
- Raats, S., 2019. Japanse duizendknoop? Naadloos afdekken en zand erover! *Stad + Groen* 7(1): 88-91.
- Reeder, R., P. Kelly & Y. Arocha, 2010. First identification of 'Candidatus *Phytoplasma aurantifolia*' infecting *Fallopia japonica* in the United Kingdom. *Plant Pathology* 59(2): 396-396.
- Richards, C.L., R.L. Walls, J.P. Bailey, R. Parameswaran, T. George & M. Pigliucci, 2008. Plasticity in salt tolerance traits allows for invasion of novel habitat by Japanese knotweed s. l. (*Fallopia japonica* and *F. x bohemica*, Polygonaceae). *American Journal of Botany* 95(8): 931-942.
- Rouifed, S., C. Byczek, D. Laffray & F. Piola, 2012. Invasive Knotweeds are highly tolerant to salt stress. *Environmental Management* 50(6): 1027-1034.
- Rouifed, S., F. Piola & T. Spiegelberger, 2014. Invasion by *Fallopia* spp. in a French upland region is related to anthropogenic disturbances. *Basic and Applied Ecology* 15(5): 435-443.
- Rouifed, S., M-R. Viricel, S. Puijalon & F. Piola, 2011. Achene Buoyancy and Germinability of the Terrestrial Invasive *Fallopia x bohemica* in Aquatic Environment: A New Vector of Dispersion? *Ecoscience* 18(1): 79-84.
- Rumlerová, Z., M. Vilà, J. Pergl, W. Nentwig & P. Pyšek, 2016. Scoring environmental and socioeconomic impacts of alien plants invasive in Europe. *Biological Invasions* 18: 3697-3711.
- Sanchez, A., T.M. Schuster & K.A. Kron, 2009. A Large-Scale Phylogeny of *Polygonaceae* Based on Molecular Data. *International Journal of Plant Sciences* 170(8): 1044-1055.
- Schuster, T.M., J.L. Reveal, M.J. Bayly & K.A. Kron, 2015. An updated molecular phylogeny of *Polygonoidae* (*Polygonaceae*): Relationships of *Oxygonum*, *Pteroxygonum*, and *Rumex*, and a new circumscription of *Koenigia*. *Taxon* 64 (6): 1188-1208.

- Schuster, T.M., K.L. Wilson & K.A. Kron, 2011. Phylogenetic Relationships of *Muehlenbeckia*, *Fallopia*, and *Reynoutria* (*Polygonaceae*) Investigated with Chloroplast and Nuclear Sequence Data. *International Journal of Plant Sciences* 172(8): 1053-1066.
- Seeney, A., 2016. The riparian invasion: salmonid friend or foe? *FBA News* 70(3): 5-7.
- Seiger, L.A. & H.C. Merchant, 1997. Mechanical control of Japanese knotweed (*Fallopia japonica* [Houtt.] Ronse Decraene): effects of cutting regime on rhizomatous reserves. *Natural Areas Journal* 17(4): 341-345.
- Seiger, L.A. & H.C. Merchant, 1997. Mechanical control of Japanese knotweed (*Fallopia japonica* [Houtt.] Ronse Decraene): Effects of cutting regime on rhizomatous reserves. *Natural Areas Journal* 17(4): 341-345.
- Shaw, R.H., S. Bryner & R. Tanner, 2009. The life history and host range of the Japanese knotweed psyllid, *Aphalara itadori* Shinji: Potentially the first classical biological weed control agent for the European Union. *Biological Control* 49(2): 105–113.
- Sneppen, P. van der, 2018. Harderwijk verdrinkt Japanse duizendknoop. *Stad en Groen* 4 34-37 (<https://www.stad-en-groen.nl/upload/artikelen/sg418harderwijkjapanseduizendknoop.pdf>)
- Stace, C.A., 2019. *New Flora of the British Isles*, Fourth Edition. C & M Floristics, Middlewood Green, Suffolk.
- Stoll, P., K. Gatzsch, H-P. Rusterholz & B. Baur, 2012. Response of plant and gastropod species to knotweed invasion. *Basic and Applied Ecology* 13(3): 232-240.
- Stortelder, A.H.F., J.H.J. Schaminée & P.W.F.M. Hommel, 1999. *De vegetatie van Nederland. Deel 5 plantengemeenschappen van ruigten, struwelen en bossen*. Opulus Press, Uppsala-Leiden, 376 p.
- Strgulc Krajšek, S. & J. Dolenc Koce, 2015. Sexual reproduction of knotweed (*Fallopia* sect. *Reynoutria*) in Slovenia. *Preslia* 87(1): 17-30.
- Sukopp, H. & U. Sukopp, 1988. "*Reynoutria japonica*" Houtt. in Japan und in Europa. *Veröffentlichungen des Geobotanischen Institutes der Eidg. Tech. Hochschule, Stiftung Rübel*, in Zürich 98: 354-372.
- Suseela, V., P. Alpert, C.H. Nakatsu, A. Armstrong & N. Tharayil, 2016. Plant–soil interactions regulate the identity of soil carbon in invaded ecosystems: implication for legacy effects. *Functional Ecology* 30(7): 1227-1238.
- Tanner, R. & Branquart, E., 2019. *Koenigia polystachya* (Wall. ex Meisn.) T.M. Schust. & Reveal. *Study on Invasive Alien Species – Development of Risk Assessments: Final Report*. European Commission, Brussels (in prep.)
- Tiébré, M-S., J.P. Bizoux, O.J. Hardy, J.P. Bailey & G. Mahy, 2007b. Hybridization and morphogenetic variation in the invasive alien *Fallopia* (*Polygonaceae*) complex in Belgium. *American Journal of Botany* 94(11): 1900–1910.
- Tiébré, M-S., S. Vanderhoeven, L. Saad & G. Mahy, 2007a. Hybridization and sexual reproduction in the invasive alien *Fallopia* (*Polygonaceae*) complex in Belgium. *Annals of Botany* 99(1): 193-203.
- Tijhuis, C.I.M., 2017. *Collegevoorstel Stadsbrede bestrijding Japanse Duizendknoop 2017-2019* (<https://www.amersfoort.nl/web/file?uuid=71da1303-adb2-426a-b8d1-a9cdaba631ad&owner=a46adc0b-3fdf-46de-afba-c11e346680c1&contentid=4508>).
- UNEP, 2014. *Pathways of Introduction of Invasive Species, their prioritization and management*. Convention on Biological Diversity UNEP/CBD/SBSTTA/18/9/Add.1, Montreal, 18 pag.
- Urgenson, L.S., S.H. Reichard & C.B. Halpern, 2009. Community and ecosystem consequences of giant knotweed (*Polygonum sachalinense*) invasion into riparian forests of western Washington, USA. *Biological Conservation* 142(7): 1536-1541.
- Ust'ak, S. & J. Vana, 1998. Hazardous element transfer from contaminated soils to selected energy plants. *Rostlinna Vyroba* 44(10): 477-485.
- Van der Meer, S., B. Odé & M. Verhofstad (2019). *Ruwe inschatting kosten van uitvoering maatregelen uit de strategie voor exoten die in 2017 aan de EU-Unielijst zijn toegevoegd*. FLORON-rapport: 2019.039.e1

- Van Oorschot, M., M.G. Kleinhans, G.W. Geerling, G. Egger, R.S.E.W. Leuven & H. Middelkoop, 2017. Modeling invasive alien plant species in river systems: Interaction with native ecosystem engineers and effects on hydro-morphodynamic processes. *Water Resources Research* 53(8): 6945-6969.
- Vanderhoeven, S., N. Dassonville & P. Meerts, 2005. Increased Topsoil Mineral Nutrient Concentrations Under exotic invasive plants in Belgium. *Plant and Soil* 275(1–2): 169–179.
- Vanderklein, D.W., J. Galster & R. Scherr, 2014. The impact of Japanese knotweed on stream baseflow. *Ecohydrology* 7(2): 881-886.
- Verbrugge, L.N.H., G.van der Velde, A.J., Hendriks, H. Verreycken & R.S.E.W. Leuven, 2012. Risk classifications of aquatic non-native species: application of contemporary European assessment protocols in different biogeographical settings. *Aquatic Invasions* 7 (1): 49-58.
- Verloove, F., 2017. *Muehlenbeckia*. On: Manual of the Alien Plants of Belgium. Botanic Garden Meise, Belgium. At: <http://alienplantsbelgium.be/content/muehlenbeckia>, accessed March 2019.
- Vermeulen, G.D., R.P. van Zuydam, D.A.G. Kurstjens, 2002. Toepassingsmogelijkheden van niet-chemische technieken voor onkruidbestrijding op verhardingen. Nota P 2002-91, Instituut voor Milieu- en Agritechniek (IMAG), Wageningen, 79 pag.
- Veste M., D. Mantovani, L. Koning, S. Lebzien & D. Freese, 2011. Improving nutrient and water use efficiency of IGNISCUM®—a new biomass crop. *Berichte der Deutschen Bodenkundlichen DBG*, p. 4.
- Visser, A. de, 1973. *Polygonum polystachyum* Wall. ex Meissn. op Walcheren. *Gorteria* 6 (12): 203-204.
- Vrchotova, N., B. Sera & J. Triska, 2007. The stilbene and catechin content of the spring sprouts of *Reynoutria* species. *Acta Chromatographica* 19: 21-28.
- Walls, R.L., 2010. Hybridization and plasticity contribute to divergence among coastal and wetland populations of invasive hybrid Japanese Knotweed s.l. (*Fallopia* spp.). *Estuaries and Coasts* 33(4): 902–918.
- Wang, Y, J. Ding & G. Zhang, 2008. *Gallerucida bifasciata* (Coleoptera: Chrysomelidae), a potential biological control agent for Japanese knotweed (*Fallopia japonica*). *Biocontrol Science and Technology* 18: 59-74.
- Weber, E. & D. Gut, D., 2004. Assessing the risk of potentially invasive plant species in central Europe. *Journal for Nature Conservation* 12: 171-179.
- Weeda, E.J., R. Westra, Ch. Westra & T. Westra, 1985. Nederlandse oecologische flora, wilde planten en hun relaties, deel 1. IVN / Vara / VEWIN.
- Wegnez, J., 2018. Liste hiérarchisée des plantes exotiques envahissantes (PEE) d'Île-de-France. Version 2.0. Conservatoire botanique national du Bassin Parisien (CBNBP), délégation Ile-de-France, Paris. 45 p.
- Wittenberg, R. (red.), 2006. Invasive aliens' species in Switzerland, factsheets. Federal Office for the Environment (FOEN).
- Yonekura, K. & H. Ohashi, 1997. New Combinations of East Asian Species of *Polygonum* s. l. *Journal of Japanese Botany* 72(3): 154-161.
- Zubek, S., M.L. Majewska, J. Błaszowski, A.M. Stefanowicz, M. Nobis & P. Kapusta, 2016. Invasive plants affect arbuscular mycorrhizal fungi abundance and species richness as well as the performance of native plants grown in invaded soils. *Biology and Fertility of Soils* 52(6): 879-893.



## Appendix 2 Biogeographic regions in Europe



### Biogeografische regio's in Europa




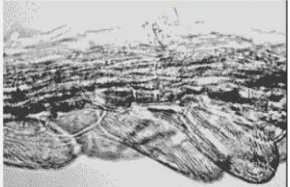
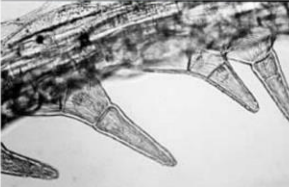
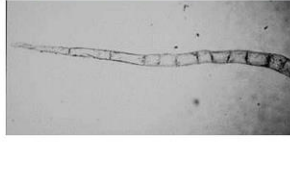
	Alpiene		Continentale
	Anatolische		Macaronesische
	Arctische		Mediterrane
	Atlantische		Pannonische
	Zwarte Zee		Steppe
	Boreale		Buiten Europa

## Appendix 3 Chromosome numbers in a few Asian knotweeds

Genus (n=base number)	Species	Original range	Secondary range	The Netherlands
<i>Reynoutria</i> (n=11)	<i>R. japonica</i> var. <i>japonica</i>	44, 66, 88, 110	<b>88</b>	66, 88
	<i>R. japonica</i> var. <i>compacta</i>	44	<b>44</b>	
	<i>R. x bohemica</i>	66	<b>66</b> , 44, 77, 88, 105, 110	66
	<i>R. sachalinensis</i>	44, 102, 132	<b>44</b> , 66, 88	88
<i>Koenigia</i> (n=11)	<i>K. polystachya</i>	22	22	
<i>Fallopia</i> (n=10)	<i>F. baldschuanica</i>	20	20	
xReylophia	x <i>Reylophia conollyana</i>		54	

The most common ploidy in the secondary range is shown in bold. Source: Bímová et al. (2003), Bailey et al. (2009), Mandak et al. (2003), Duistermaat et al. (2012) and Stace (2019).

## Appendix 4 Differences between three *Reynoutria* species

	<b>Japane duizendknoop</b> <i>Fallopia japonica</i>	<b>Bastaardduizendknoop</b> <i>Fallopia x bohemica</i>	<b>Sachalinse duizendknoop</b> <i>Fallopia sachalinensis</i>
<b>Hoogte</b>	150 - 250 cm	200 - 500 cm	300 - 600 cm
<b>Stengel</b>	veelvuldig vertakt	weinig tot veelvuldig vertakt	onvertakt of met enkele vertakkingen
<b>Grootte blad</b>	10 - 18 cm	15 - 30 cm	25 - 50 cm
<b>Bladvoet</b>	recht	recht tot zwak hartvormig	duidelijk hartvormig
<b>Haren blad</b>	schubvormig	korte, stijve, driehoekige haren	lange, buigzame haren
<b>Blad</b> foto's: Menno Soes			
<b>Haren</b> foto's: John Bailey			
<b>Opmerkingen</b>	var. <i>compacta</i> heeft dezelfde kenmerken, maar is in alle opzichten kleiner.		

Source: [www.verspreidingsatlas.nl/determinatie/ehbd/view.aspx?id=12](http://www.verspreidingsatlas.nl/determinatie/ehbd/view.aspx?id=12)



## Appendix 5 Asian knotweeds in Natura 2000 areas in the Netherlands

Number of unique observations of Asian knotweeds (period 1990-2018) in Natura 2000 areas. The observations highlighted in yellow are imprecise observations, as it is uncertain as to whether the observation took place in the Natura 2000 area (Source: NDFP 2019).

Natura 2000 area	<i>R. japonica</i>	<i>R. × bohemica</i>	<i>R. sachalinensis</i>	<i>K. polystachya</i>
Aamsveen	2			
Abtskolk & De Putten	2			
Achter de Voort, Agelerbroek & Voltherbroek	1			
Alde Feanen	14		1	
Arkemheen	5			
Bargerveen	31			
Bekendelle	1		5	
Bemelerberg & Schiepersberg	4			
Bergvennen & Brecklenkampse Veld	1			
Biesbosch	18	2		1
Binnenveld	1			
Boetelerveld			1	
Borkeld	1			
Brabantse Wal	30		3	
Bunder- en Elsloërbos	12			
Buurserzand & Haaksbergerveen	4		2	
Canisvliet	2			
Coepelduynen	2			
De Wieden	5			
Deurnsche Peel & Mariapeel	43			
Dinkelland	14		1	
Donkse Laagten	2			
Drentsche Aa-gebied	26		7	
Drents-Friese Wold & Leggelderveld	33	3	2	
Drouwenezand	3			
Duinen Den Helder-Callantsoog	3			
Duinen en Lage Land Texel	4		1	
Duinen Schiermonnikoog	1			
Duinen Terschelling	12			
Dwingelderveld	17	1	3	
Eems-Dollard	1			
Eilandspolder	1			
Engbertsdijkvenen	4			

<b>Natura 2000 area</b>	<i>R. japonica</i>	<i>R. × bohemica</i>	<i>R. sachalinensis</i>	<i>K. polystachya</i>
Fochteloërveen	21		2	
Gelderse Poort	144	13	84	2
Geleenbeekdal	4		3	1
Geuldal	47			
Grensmaas	6			
Grevelingen	1			
Groote Peel	5			
Groote Wielen	2			
Haringvliet	5			
Havelte-Oost	18			9
Hollands Diep	13		1	1
IJsselmeer	4		1	
Ilperveld, Varkensland, Oostzanerveld & Twiske	3		1	
Kampina & Oisterwijkse Vennen	31	1	6	4
Kempenland-West	33	2	40	
Kennemerland-Zuid	30		7	
Ketelmeer & Vossemeer				1
Kolland & Overlangbroek	6		1	
Kop van Schouwen	28		2	
Krammer-Volkerak	1			
Landgoederen Brummen	16	8	1	
Landgoederen Oldenzaal	7			
Langstraat	2			
Lauwersmeer	2			
Leekstermeergebied	7			
Leenderbos, Groote Heide & De Plateaux	117	4	5	
Lemselermaten	1			
Leudal	12			
Lingegebied & Diefdijk	1			
Loevestein, Pompveld & Kornsche Boezem	2			
Lonnekermeer	1		7	1
Loonse en Drunense Duinen & Leemkuilen	23	1	1	1
Maasduinen	21			
Manteling van Walcheren	11			
Mantingerzand	5			
Markermeer & IJmeer	5		2	
Meijendel & Berkheide	10			
Meinweg	4			
Nieuwkoopse Plassen & De Haeck	1		2	

<b>Natura 2000 area</b>	<i>R. japonica</i>	<i>R. × bohemica</i>	<i>R. sachalinensis</i>	<i>K. polystachya</i>
Noordhollands Duinreservaat	10		3	
Noordzeekustzone			1	
Olde Maten & Veerslootslanden	2			
Oostelijke Vechtplassen	24	3	6	
Oosterschelde	2			
Oude Maas	2			
Oudegaasterbrekken, Fluessen en omgeving	2			
Polder Westzaan			1	
Polder Zeevang	2			
Regte Heide & Riels Laag	4		2	1
Roerdal	32			
Rottige Meenthe & Brandemeer	2	1		
Sallandse Heuvelrug	2			
Schoorlse Duinen	7	5	1	
Sint Jansberg	1			
Sint Pietersberg & Jekerdal	3			
Sneekermeergebied	4			
Solleveld & Kapittelduinen	21	4	2	
Springendal & Dal van de Mosbeek	7		1	
Strabrechtse Heide & Beuven	2		1	
Swalmdal	3			
Uiterwaarden IJssel	45	8	2	
Uiterwaarden Lek	3			
Uiterwaarden Neder-Rijn	56	1	9	8
Uiterwaarden Waal	60	1	8	
Uiterwaarden Zwarte Water en Vecht	1		2	
Ulvenhoutse Bos	12			1
Vecht- en Beneden-Reggegebied	12	9	17	1
Veerse Meer	1			
Veluwe	733	193	124	5
Veluwerandmeren	5			
Vlijmens Ven, Moerputten & Bossche Broek	12	1		
Voordelta	1			
Voornes Duin	48	3	1	
Waddenzee	1			
Weerribben	2		2	
Weerter- en Budelerbergen & Ringselven	4		1	
Westduinpark & Wapendal	31	1	1	
Westerschelde & Saeftinghe	5			
Wierdense Veld	2			

Natura 2000 area	<i>R. japonica</i>	<i>R. × bohemica</i>	<i>R. sachalinensis</i>	<i>K. polystachya</i>
Wijnjeterper Schar	1			
Witte Veen	4			
Witterveld	2			
Wormer- en Jisperveld & Kalverpolder	6		1	
Yerseke en Kapelse Moer	1			
Zuidlaardermeergebied	4		1	
Zwanenwater & Pettemerduinen	3		16	
Zwarte Meer	1			

Number of Natura 2000 areas: 91(-116) 15(-21) 23(-49) 9(-14)

## Appendix 6a Area (ha) of EU habitat type 6430 in EU countries

Hydrophilous tall herb fringe communities of the plains and of the montane to alpine levels  
(Source: <https://www.eea.europa.eu/data-and-maps/data/natura-10>).

Country	Atlantic	Boreal	Continental	Mediterranean	Pannonian	Alpine	Black Sea	Atlantic Marine	Baltic Marine	Black Sea Marine	Mediterr. Marine	Steppe	
Bulgaria			8,758			4,048	829			13			13,648
Denmark	5		27					6	5				43
Germany	1,650		8,780			4,192							14,622
Estonia		1,872							868				2,740
Finland		306				44							350
France	18,363		5,371	1,980		8,090							33,804
Greece				305									305
Great Britain	369												369
Hungary					3,804								3,804
Ireland	207												207
Italy			5,882	7,403		21,000					8		34,292
Croatia			71			57							128
Latvia		745											745
Lithuania		1,194											1,194
Luxembourg			13										13
The Netherlands	1,347							44					1,391
Austria			138			1,426							1,564
Poland			6,264			554							6,818
Portugal	0			0				0					0
Romania			175		2,570	537	0					39	3,321
Slovenia			20,821			24,192							45,013
Slovakia					825	3,234							4,060
Spain	3,757			39,191		185		157			348		43,639
Czech Republic			3,516		4								3,521
Sweden		2,309	135			7,138		165	14				9,760

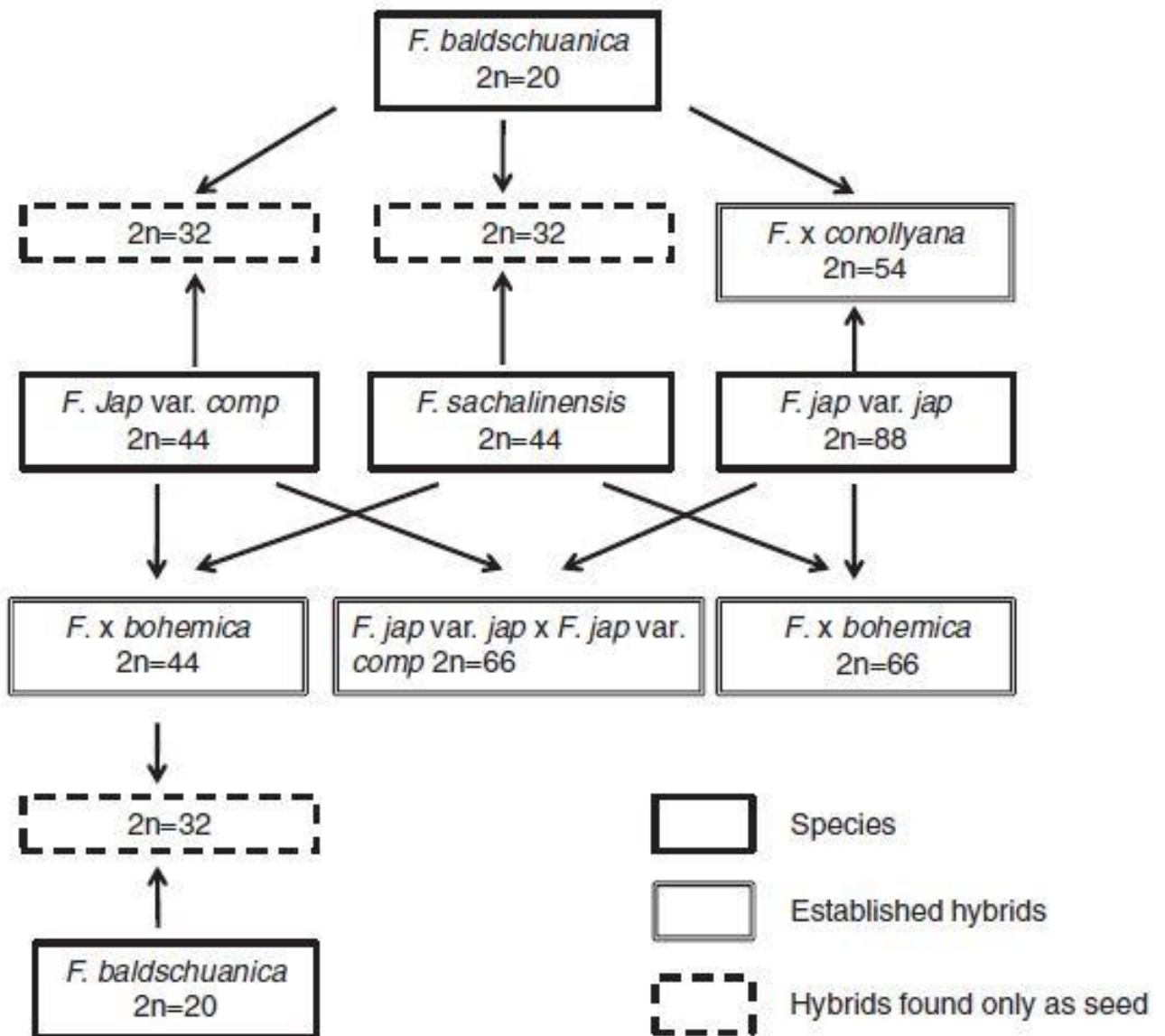
## Appendix 6b Area (ha) of EU habitat type 91E0 in EU countries

Alluvial forests with *Alnus glutinosa* and *Fraxinus excelsior* (Alno-Padion, Alnion incanae, Salicion albae) (Source: <https://www.eea.europa.eu/data-and-maps/data/natura-10>).

Country	Atlantic	Boreal	Continental	Mediterranean	Pannonian	Alpine	Black Sea	Atlantic Marine	Baltic Marine	Black Sea Marine	Mediterr. Marine	Steppe
Bulgaria			8,002			1,298	567			312		10,179
Denmark	112		1,169					131	179			1,591
Germany	5,371		48,112			889						54,372
Estonia		3,279							71			3,350
Finland		1,330				314						1,645
France	36,934		23,552	7,041		12,100						79,627
Greece				844								844
Great Britain	3,318											3,318
Hungary					50,915							50,915
Ireland	2,353											2,353
Italy			19,397	6,050		3,629					47	29,123
Croatia			19,155			498						19,653
Latvia		2,688										2,688
Lithuania		2,661										2,661
Luxembourg			265									265
The Netherlands	4,294											4,294
Austria			9,642			3,157						12,799
Poland			80,382			6,811						87,193
Portugal	0			3,124				2,042				5,166
Romania			2,260		274	659					107	3,300
Slovenia			3,955			660						4,616
Slovakia					8,130	5,845						13,975
Spain	17,809			30,160		646		2,575			161	51,351
Czech Republic			5,889		587							6,476
Sweden		2,414	629			1,659		73	290			5,065

## Appendix 7 Crosses and backcrosses within the *Reynoutria* genus

The diagram below showing crosses and backcrosses within the genus *Reynoutria* has been taken from Bailey (2013). Note: with the exception of *F. baldschuanica*, all *Fallopia* species have now been included in the genus *Reynoutria*.



## Appendix 8: Risk assessment of four Asian knotweeds using the Harmonia+ protocol.

Tabel 7.1: Risicobeoordeling van vier Aziatische duizendknoten met het Harmonia+ protocol.

Risicobeoordeling								
1. Context risicobeoordeling								
A01. Beoordelaar(s)	Auteurs risicoanalyse voor NVWA		Auteurs risicoanalyse voor NVWA		Auteurs risicoanalyse voor NVWA		Auteurs risicoanalyse voor NVWA	
A02. Soortnaam	Japanse duizendknoop ( <i>Reynoutria japonica</i> )		Sachalinse duizendknoop ( <i>Reynoutria sachalinensis</i> )		Basterdduizendknoop ( <i>Reynoutria xbohemica</i> )		Afghaanse duizendknoop ( <i>Koeleria polystachya</i> )	
A03. Gebied	Europese Unie		Europese Unie		Europese Unie		Europese Unie	
A04. Soortstatus in gebied	Uittheems en gevestigd in het wild		Uittheems en gevestigd in het wild		Uittheems en gevestigd in het wild		Uittheems en gevestigd in het wild	
A05. Risicodomeinen	Milieu en volksgezondheid		Milieu en volksgezondheid		Milieu en volksgezondheid		Milieu en volksgezondheid	
Risicocategorie	Risico		Zekerheid		Risico		Zekerheid	
<b>2. Risico introductie</b>								
A06. Waarschijnlijkheid introductie via natuurlijke dispersie	Laag	Hoog	Laag	Hoog	Laag	Hoog	Laag	Hoog
A07. Waarschijnlijkheid onbewuste introducties	Hoog	Hoog	Hoog	Hoog	Hoog	Hoog	Hoog	Hoog
A08. Waarschijnlijkheid bewuste introducties	Hoog	Hoog	Hoog	Hoog	Hoog	Hoog	Hoog	Hoog
<b>3. Risico vestiging</b>								
A09. Klimaatomstandigheden voor vestiging	Optimaal	Hoog	Optimaal	Hoog	Optimaal	Hoog	Optimaal	Hoog
A10. Habitatomstandigheden voor vestiging	Optimaal	Hoog	Optimaal	Hoog	Optimaal	Hoog	Optimaal	Hoog
<b>4. Risico verspreiding</b>								
A11. Natuurlijke dispersiecapaciteit voor secundaire verspreiding	Hoog	Matig	Hoog	Matig	Hoog	Matig	Laag	Laag
A12. Frequentie secundaire verspreiding door mens	Hoog	Hoog	Hoog	Hoog	Hoog	Hoog	Hoog	Hoog
<b>5a. Risico voor milieu</b>								
A13. Effecten inheemse soorten door predatie, parasitisme of herbivorie	n.v.t.	Hoog	n.v.t.	Hoog	n.v.t.	Hoog	n.v.t.	Hoog
A14. Effecten inheemse soorten door competitie	Hoog	Hoog	Hoog	Hoog	Hoog	Hoog	Matig	Laag
A15. Effecten inheemse soorten door hybridisatie	Geen/zeer laag	Hoog	Geen/zeer laag	Hoog	Geen/zeer laag	Hoog	Geen/zeer laag	Hoog
A16. Effecten inheemse soorten door overdracht parasieten of pathogenen	Zeer laag	Matig	Zeer laag	Matig	Zeer laag	Matig	Zeer laag	Matig
A17. Effecten integriteit ecosystemen door veranderen abiotiek	Hoog	Hoog	Hoog	Hoog	Hoog	Hoog	Matig	Laag
A18. Effecten integriteit ecosystemen door veranderen biotiek	Hoog	Hoog	Hoog	Hoog	Hoog	Hoog	Matig	Laag
<b>5b. Risico voor plantenteelt</b>								
A19. Effecten teeltplanten door predatie, parasitisme of herbivorie	n.v.t.	Hoog	n.v.t.	Hoog	n.v.t.	Hoog	n.v.t.	Hoog
A20. Effecten teeltplanten door competitie	Laag	Matig	Laag	Matig	Laag	Matig	Laag	Laag
A21. Effecten teeltplanten door hybridisatie	Laag	Hoog	Matig	Hoog	Matig	Hoog	Geen/zeer laag	Hoog
A22. Effecten integriteit teeltsystemen	Zeer laag	Matig	Zeer laag	Matig	Zeer laag	Matig	Zeer laag	Laag
A23. Effecten teeltplanten door overdracht parasieten of pathogenen	Zeer laag	Matig	Zeer laag	Matig	Zeer laag	Matig	Zeer laag	Laag
<b>5c. Risico voor gedomesticeerde dieren</b>								
A24. Effecten dierenwelzijn of -productie door parasitisme of predatie	n.v.t.	Hoog	n.v.t.	Hoog	n.v.t.	Hoog	n.v.t.	Hoog
A25. Effecten dierenwelzijn of -productie door gevaarlijke stoffen	Zeer laag	Hoog	Zeer laag	Hoog	Zeer laag	Hoog	Zeer laag	Hoog
A26. Effecten dierenwelzijn of -productie door overdracht parasieten of pathogenen	n.v.t.	Hoog	n.v.t.	Hoog	n.v.t.	Hoog	n.v.t.	Matig
<b>5d. Risico voor volksgezondheid</b>								
A27. Effecten volksgezondheid door parasitisme	Inapplicabel	Hoog	Inapplicabel	Hoog	Inapplicabel	Hoog	Inapplicabel	Hoog
A28. Effecten volksgezondheid bij contact door gevaarlijke stoffen	Zeer laag	Hoog	Zeer laag	Hoog	Zeer laag	Hoog	Zeer laag	Matig
A29. Effecten volksgezondheid door overdracht parasieten of pathogenen	n.v.t.	Hoog	n.v.t.	Hoog	n.v.t.	Hoog	n.v.t.	Matig
<b>5e. Risico voor overige effecten</b>								
A30. Effecten infrastructuur etc.	Hoog	Hoog	Hoog	Hoog	Hoog	Hoog	Laag	Laag
<b>6. Risico voor ecosysteemdiensten</b>								
A31. Effecten op productiediensten	Neutraal	Matig	Neutraal	Matig	Neutraal	Matig	Neutraal	Laag
A32. Effecten op regulerende diensten	Matig negatief	Matig	Matig negatief	Matig	Matig negatief	Matig	Neutraal	Laag
A33. Effecten op culturele diensten	Matig negatief	Matig	Matig negatief	Matig	Matig negatief	Matig	Neutraal	Laag
<b>7. Effect van klimaatverandering op risico's</b>								
A34. Introductie	Geen	Hoog	Geen	Hoog	Geen	Hoog	Geen	Hoog
A35. Vestiging	Geen	Matig	Geen	Matig	Geen	Matig	Geen	Laag
A36. Verspreiding	Geen	Hoog	Geen	Hoog	Geen	Hoog	Geen	Laag
A37. Effecten milieu	Geen	Laag	Geen	Laag	Geen	Laag	Geen	Laag
A38. Effecten plantenteelt	Geen	Laag	Geen	Laag	Geen	Laag	Geen	Laag
A39. Effecten gedomesticeerde dieren	Geen	Laag	Geen	Laag	Geen	Laag	Geen	Laag
A40. Effecten volksgezondheid	Geen	Laag	Geen	Laag	Geen	Laag	Geen	Laag
A41. Effecten infrastructuur etc.	Geen	Laag	Geen	Laag	Geen	Laag	Geen	Laag

n.v.t.: niet van toepassing.



## **FLORON**

Natuurplaza  
Toernooiveld 1 - 6525 ED Nijmegen  
Postbus 9010 - 6500 GL Nijmegen

T: +31 (0)24 - 7 410 573 (general)  
E: [infor@floron.nl](mailto:infor@floron.nl)  
[www.floron.nl](http://www.floron.nl)