

JAVA utility to Generate Bulk KYC Text File

Java File utility for data entries of KYC can be downloaded from the website: http://epfindia.nic.in/UAN_Services.html through link option '**Java File Utility for Creating Bulk KYC Text File**'. To use this utility user must have Java installed in the computer system. **Please ensure that the Screen Resolution of the system should be 1366 x 768 pixels.**

The pre-requisite for using java utility to have java version 1.7 installed on the system. Following are the installation guide for Java 1.7- Installation :

On Windows,

Step 1.Download JRE 1.7

Download appropriate version of JRE for your windows. Choose appropriate version based on your operating system.

Download URL For 32 bit (x86) / 64 bit (x64) is

<http://www.oracle.com/technetwork/java/javase/downloads/java-se-jre-7-download-432155.html>

Step 2. Setting Environment Variables

You should set the below environment variable for Java 1.7 installation and configuration on windows.

Path

Set Path variable to let windows operating system know about your Java 1.7

Installation. Append your Path to existing Path variable using %Path%; otherwise your other installations will be effected.

Path: JAVA_HOME\bin;%Path%;

Step 3.Verifying Java Installation:

Open command prompt and type java -version to verify the environment.

Note: You should have Admin access to do the following activities

On Linux,

[1] Please make sure that you have the required version of JRE on your flavour of Linux

[2] Download the appropriate ITR jar file on to a specific folder

[3] From a command line, start by typing - java -jar <jarfile name>

[4] If you plan to double click the jar file to run, make sure you have execute permission for the downloaded jar file. Then right click and open with Java run time.

After clicking the EPFOKYC.jar file, the first screen will open which will display various options. The step by step explanation are given below:

“IMPORT UAN TEXT BUTTON”

The screenshot shows a web application interface for entering KYC details. On the left, there is a form titled "Enter KYC Details" with fields for UAN, Member Name, KYC Type, Document Number, Name as per Document, Expiry Date of Document Type, and IFSC Code. Below these fields are buttons for "Update", "Delete", and "Refresh". On the right, there is an "Operations" panel with buttons for "Import UAN Text File", "Generate #-# File", "View File Generated Records", "Import #-# file for correction", and "Delete All Records". An arrow points from the "Import UAN Text File" button to the text below.

STEP 1- User Click on “IMPORT UAN TEXT FILE” Button.

The screenshot shows the same web application interface as above, but with an "Upload file" dialog box open in the foreground. The dialog box has a title bar "Upload file" and a "Look In:" dropdown set to "Documents". The file list shows "Bluetooth Exchange Folder", "Visual Studio 2008", and "Visual Studio 2010". There is a "File Name:" field and a "Files of Type:" dropdown set to "All Files". At the bottom of the dialog box are "Upload file" and "Cancel" buttons. An arrow points from the "Upload file" button in the dialog box to the text below.

STEP 2- After click on “IMPORT UAN TEXT FILE” button a dialog box will be appear and select the file “text file”. The text file is to be downloaded from OTCP website under menu option UAN→Download UAN PDF/Text→UAN Text File. This text file is having 4 fields viz UAN, Member ID, Name & Father’s Name and is separated by comma(,)

Establishment Id: UPKNP0013833000

Enter KYC Details

UAN * Member Name **MR DEEP KUMAR SRIVASTAVA**

KYC Type * Educational Qualification

Document Number * Physically Handicapped

Name as per Document * Gender

Expiry Date of Document Type * International Worker

IFSC Code * Marital Status

Do you want to Add Another KYC for this member

UAN text file ported successfully. Total no of records: 966

Operations

Pending Record List:

UAN Range Between and Total Records: **966** Valid Records: **0** Pending Records: **966** File Generated Records: **0**

Member Name

	UAN	Member Name	Document Ty...	Document Nu...	IFSC Code	Name as per ...	Expiry Date of...	Educational ...	Physically Ha...	Gender	International ...	Marital Status	Is Valid
1	100027935168	MR DEEP KUM...											No
2	100028094046	MR SATYA NA...											No
3	100028247582	MR CHANCHAL...											No
4	100028359858	SANTOSH KR ...											No
5	100034457764	MR AYUSH TI...											No
6	100034459011	MR PRANJUL B...											No
7	100034461768	MR JITENDRA ...											No
8	100034477947	MR SHIVRAJ G...											No
9	100034487349	MR HARESH K...											No
10	100034517684	MR RISHABH ...											No

STEP 3- After Import the Text File Records will appear on the Screen.

Establishment Id: UPKNP0013833000

Enter KYC Details

UAN * Member Name **MR DEEP KUMAR SRIVASTAVA**

KYC Type * Educational Qualification

Document Number * Physically Handicapped

Name as per Document * Gender

Expiry Date of Document Type * International Worker

IFSC Code * Marital Status

Do you want to Add Another KYC for this member

UAN text file ported successfully. Total no of records: 966

Operations

Pending Record List:

UAN Range Between and Total Records: **966** Valid Records: **0** Pending Records: **966** File Generated Records: **0**

Member Name

	UAN	Member Name	Document Ty...	Document Nu...	IFSC Code	Name as per ...	Expiry Date of...	Educational ...	Physically Ha...	Gender	International ...	Marital Status	Is Valid
1	100027935168	MR DEEP KUM...											No
2	100028094046	MR SATYA NA...											No
3	100028247582	MR CHANCHAL...											No
4	100028359858	SANTOSH KR ...											No
5	100034457764	MR AYUSH TI...											No
6	100034459011	MR PRANJUL B...											No
7	100034461768	MR JITENDRA ...											No
8	100034477947	MR SHIVRAJ G...											No
9	100034487349	MR HARESH K...											No
10	100034517684	MR RISHABH ...											No

STEP 4- Select one by one record and update fields.

Establishment Id: UPKNP0013833000

Enter KYC Details

UAN * << 100027935168 >> Member Name MR DEEP KUMAR SRIVASTAVA

KYC Type * Bank Account Number Educational Qualification -- Select --

Document Number * 1234567890 Physically Handicapped -- Select --

Name as per Document * DEEPAK KUMAR Gender -- Select --

Expiry Date of Document Type * International Worker -- Select --

IFSC Code * SBIN0007755 Marital Status -- Select --

Do you want to Add Another KYC for this member

Update Delete Refresh

UAN text file ported successfully. Total no of records: 966

Operations

Import UAN Text File

Generate #-# File

View File Generated Records

Import #-# file for correction

Delete All Records

Pending Record List:

UAN Range Between [] and [] Total Records: 966 Valid Records: 0 Pending Records: 966 File Generated Records: 0

Member Name [] Search

	UAN	Member Name	Document Ty...	Document Nu...	IFSC Code	Name as per	Expiry Date of	Educational ...	Physically Ha...	Gender	International ...	Marital Status	Is Valid
1	100027935168	MR DEEP KUM...											No
2	100028094046	MR SATYA NA...											No
3	100028247582	MR CHANCHAL...											No
4	100028359858	SANTOSH KR. ...											No
5	100034457764	MR AYUSH TI...											No
6	100034459011	MR PRANJUL B...											No
7	100034461768	MR JITENDRA ...											No
8	100034477947	MR SHIVRAJ G...											No
9	100034487349	MR HARESH K...											No
10	100034517684	MR RISHABH ...											No

STEP 5 - Fill all the KYC fields given and click on "UPDATE" button.

Establishment Id: UPKNP0013833000

Enter KYC Details

UAN * << 100028094046 >> Member Name MR SATYA NARAYAN SINGH

KYC Type * -- Select -- Educational Qualification -- Select --

Document Number * Physically Handicapped -- Select --

Name as per Document * Gender -- Select --

Expiry Date of Document Type * International Worker -- Select --

IFSC Code * Marital Status -- Select --

Do you want to Add Another KYC for this member

Update Delete Refresh

You can add another KYC.

Operations

Import UAN Text File

Generate #-# File

View File Generated Records

Import #-# file for correction

Delete All Records

Pending Record List:

UAN Range Between [] and [] Total Records: 966 Valid Records: 1 Pending Records: 965 File Generated Records: 0

Member Name [] Search

	UAN	Member Name	Document Ty...	Document Nu...	IFSC Code	Name as per	Expiry Date of	Educational ...	Physically Ha...	Gender	International ...	Marital Status	Is Valid
1	100027935168	MR DEEP KUM...	Bank Account...	1234567890	SBIN0007755	DEEPAK KUMAR							Yes
2	100028094046	MR SATYA NA...											No
3	100028247582	MR CHANCHAL...											No
4	100028359858	SANTOSH KR. ...											No
5	100034457764	MR AYUSH TI...											No
6	100034459011	MR PRANJUL B...											No
7	100034461768	MR JITENDRA ...											No
8	100034477947	MR SHIVRAJ G...											No
9	100034487349	MR HARESH K...											No
10	100034517684	MR RISHABH ...											No

STEP 6 – After click on "UPDATE" Button data will be updated according to the selected record. If you want to add another "KYC TYPE" selected record the check the "CHECK BOX" of "ANOTHER KYC FOR THIS MEMBER".

Establishment Id: UPKNP0013833000

Enter KYC Details

UAN * Member Name **MR SATYA NARAYAN SINGH**

KYC Type * Educational Qualification

Document Number * Physically Handicapped

Name as per Document * Gender

Expiry Date of Document Type * International Worker

IFSC Code * Marital Status

Do you want to Add Another KYC for this member

KYC details of MR DEEP KUMAR SRIVASTAVA updated successfully.

Operations

Pending Record List:

UAN Range Between and Total Records: **967** Valid Records: **2** Pending Records: **965** File Generated Records: **0**

Member Name

	UAN	Member Name	Document Ty...	Document Nu...	IFSC Code	Name as per...	Expiry Date of...	Educational ...	Physically Ha...	Gender	International ...	Marital Status	Is Valid
1	100027935168	MR DEEP KUM...	Bank Account	1234567890	S8IN0007755	DEEPAK KUMAR							Yes
2	100027935168	MR DEEP KUM...	Permanent Ac...	BQOPK1234J		DEEPAK KUMAR		Post Graduate	No	Male	No	Un-Married	Yes
3	100028094046	MR SATYA NA...											No
4	100028247582	MR CHANCHAL...											No
5	100028359858	SANTOSH KR. ...											No
6	100034457764	MR AYUSH TI...											No
7	100034459011	MR PRANJUL B...											No
8	100034461768	MR JITENDRA ...											No
9	100034477947	MR SHIVRAJ G...											No
10	100034487349	MR HARESH K...											No

After adding "KYC Type" a new row will appear above the already existing UAN details of the member.

Note – After successfully update the records "IS VALID" field shows "YES".

GENERATE #-# TEXT FILE

Establishment Id: UPKNP0013833000

Enter KYC Details

UAN * Member Name **MR SATYA NARAYAN SINGH**

KYC Type * Educational Qualification

Document Number * Physically Handicapped

Name as per Document * Gender

Expiry Date of Document Type * International Worker

IFSC Code * Marital Status

Do you want to Add Another KYC for this member

KYC details of MR DEEP KUMAR SRIVASTAVA updated successfully.

Operations

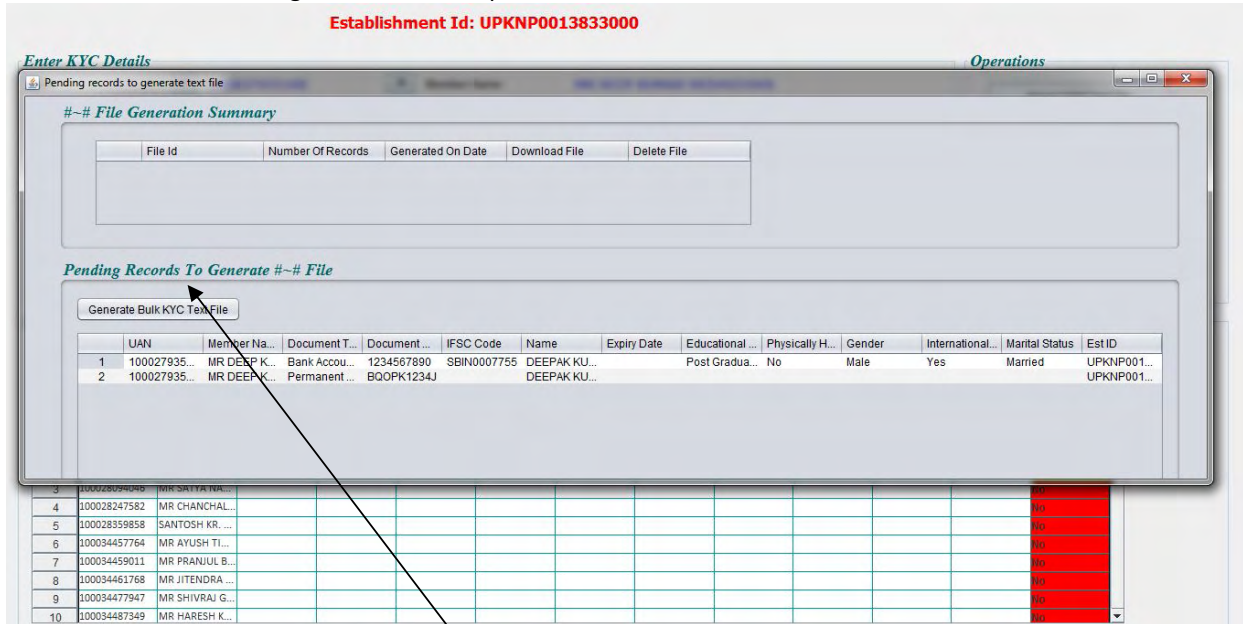
Pending Record List:

UAN Range Between and Total Records: **967** Valid Records: **2** Pending Records: **965** File Generated Records: **0**

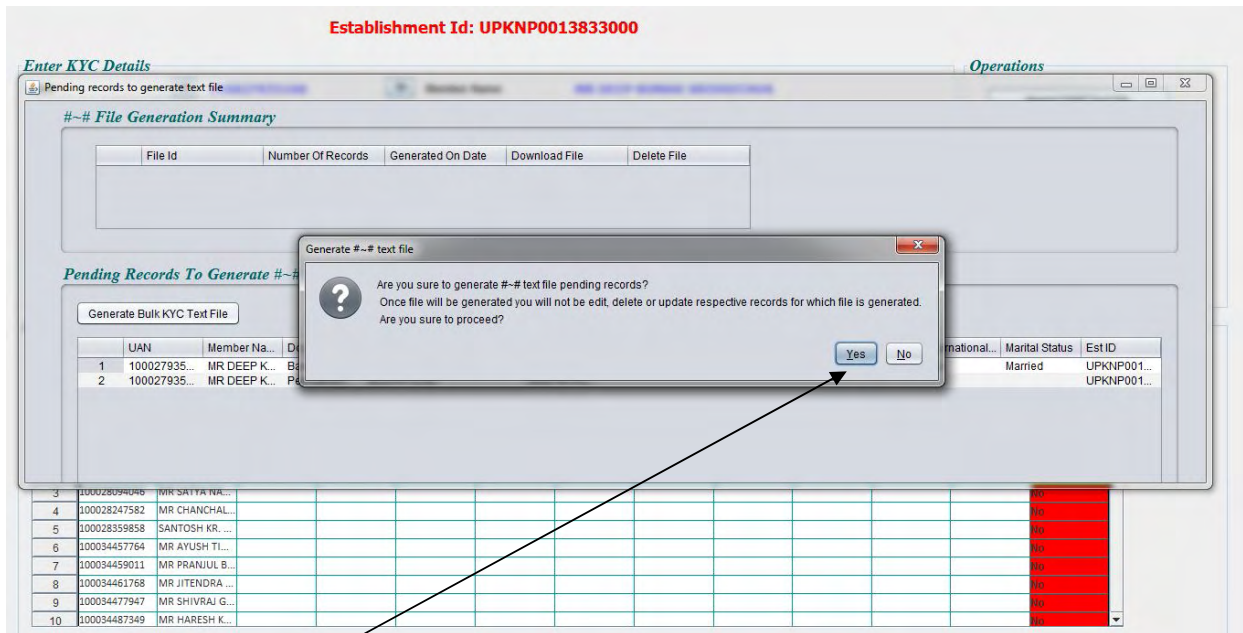
Member Name

	UAN	Member Name	Document Ty...	Document Nu...	IFSC Code	Name as per...	Expiry Date of...	Educational ...	Physically Ha...	Gender	International ...	Marital Status	Is Valid
1	100027935168	MR DEEP KUM...	Bank Account	1234567890	S8IN0007755	DEEPAK KUMAR							Yes
2	100027935168	MR DEEP KUM...	Permanent Ac...	BQOPK1234J		DEEPAK KUMAR		Post Graduate	No	Male	No	Un-Married	Yes

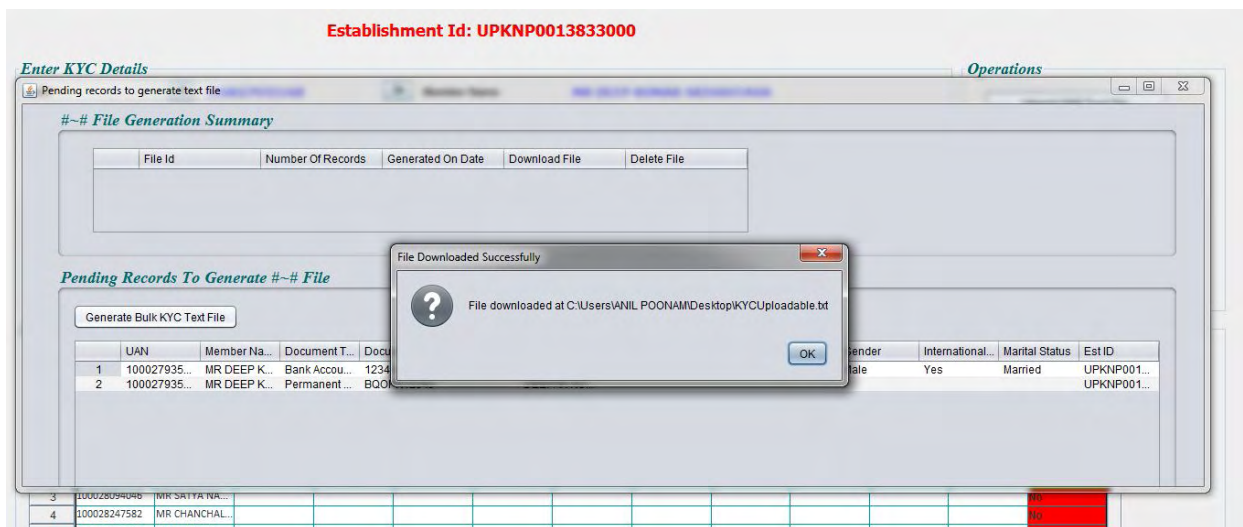
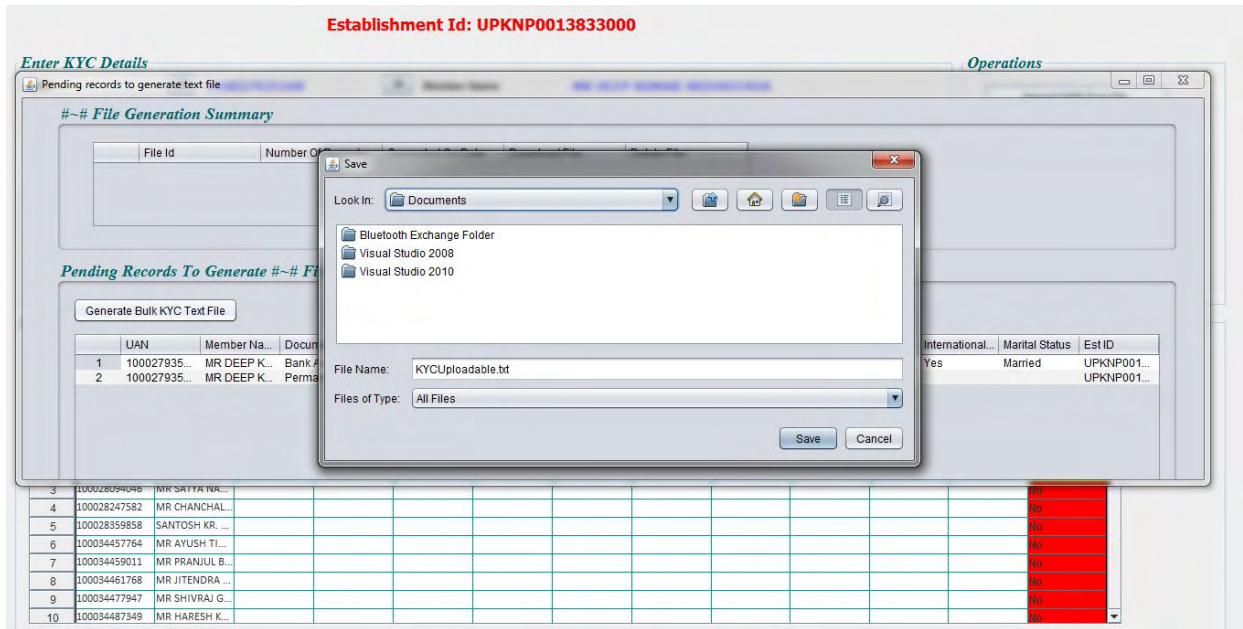
STEP 7- After finishing the KYC details updation of the members, Click the “Generate ## file” button.



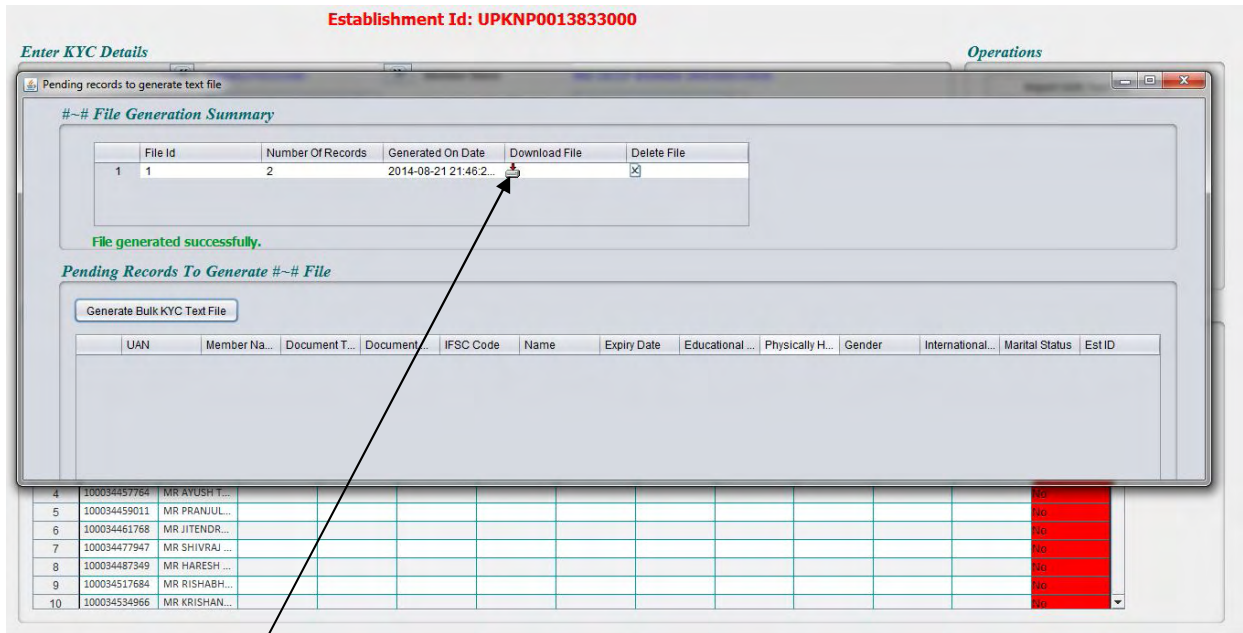
Step 8- Only “Valid” KYC details updated records will appear for whom no text file has been generated previously. Click the “Generate Bulk KYC Text File” button to generate the #-# separated text file.



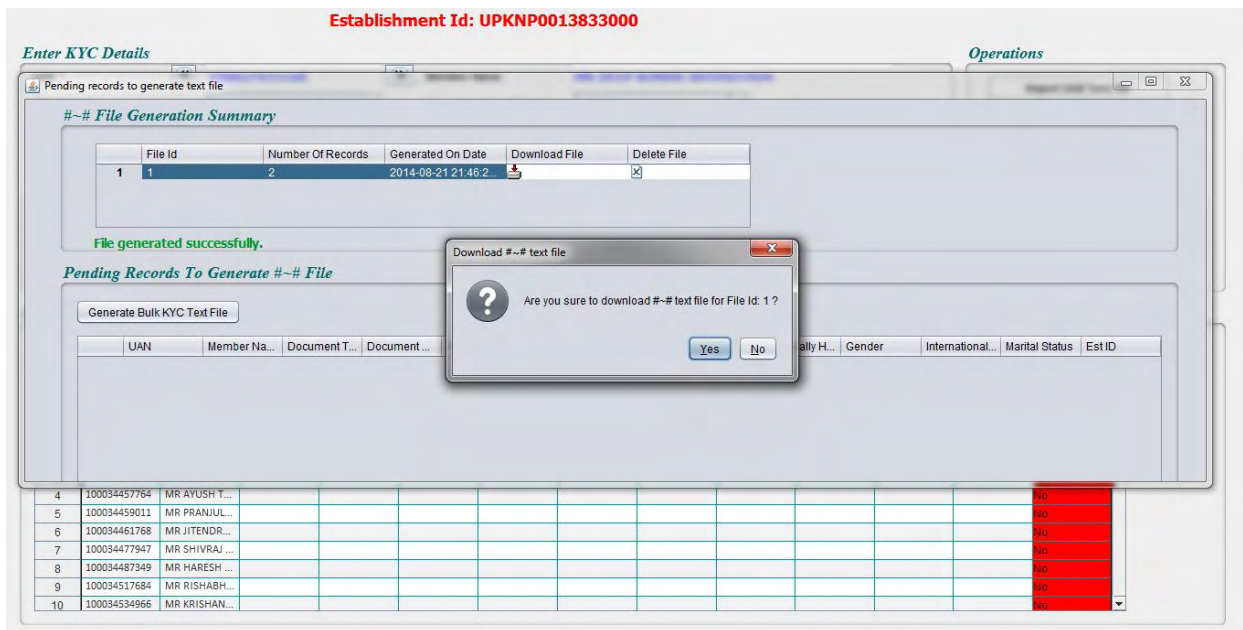
Step 9- After Click on “YES” Button a “SAVE AS “dialog box will appear to save the file.



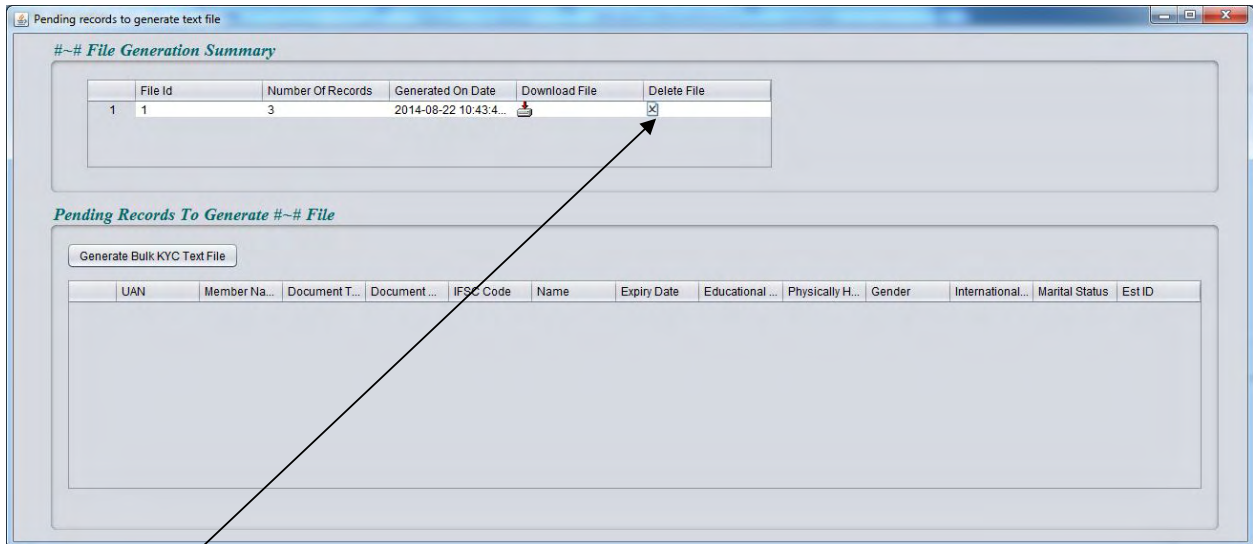
Step 10- After SAVE a confirmation message box will appear. Click on OK button. The file will be generated and is ready for the uploading.



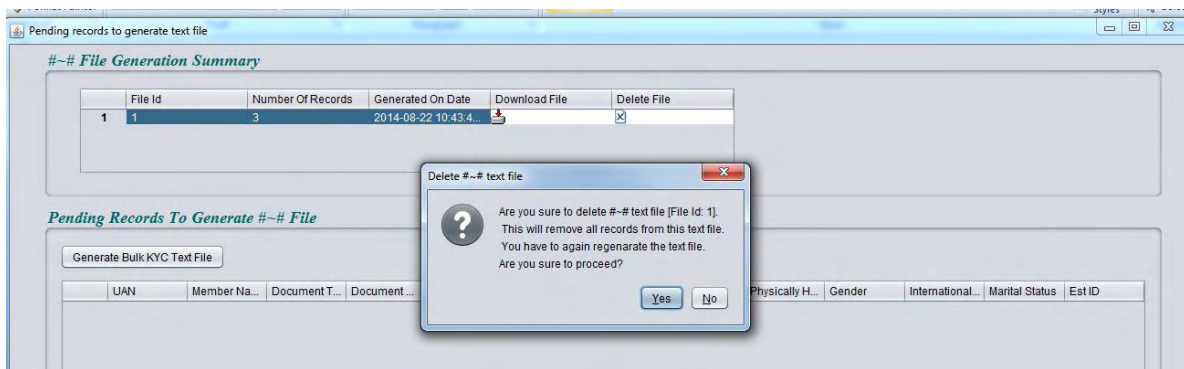
STEP 11- In case you want to In case you want to re-download the text file again, then click on above download button for downloading #-# file.



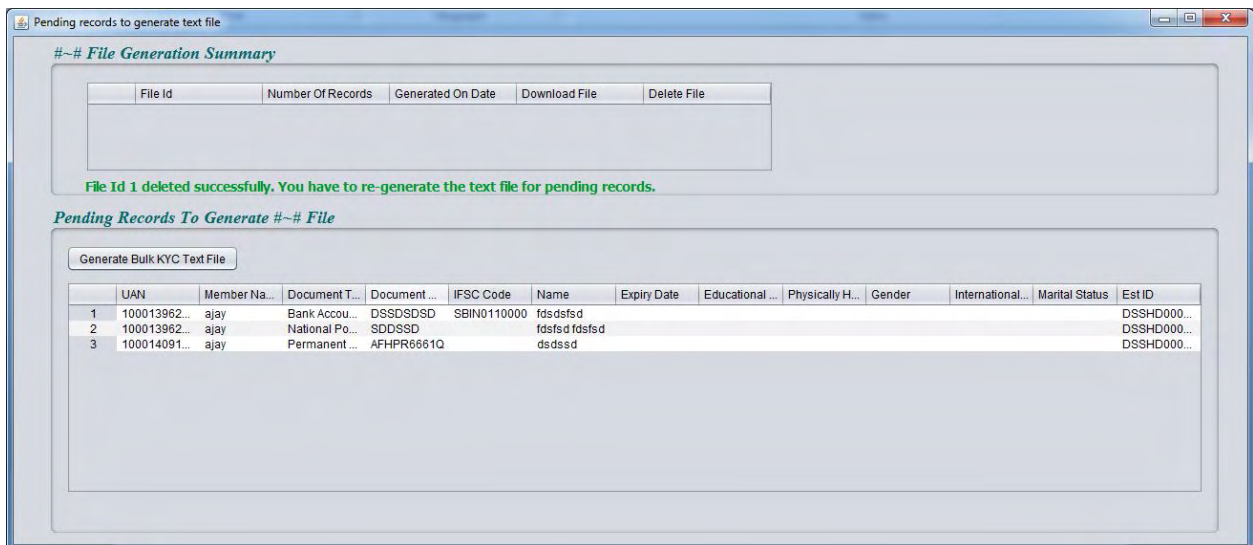
STEP 12- After Click on Download ICON a confirmation box will appear, click on YES .



Step 13 : if the file processed has been wrongly updated, you may delete the generated file and same records will be available for updation on the KYC data entry screen again.



Click on YES button to move the records from generated text file to KYC Data Entry Screen.



If you want to view your records click on “VIEW FILE GENERATION RECORD” BUTTON

All records will appear in above window.

IMPORT #~# FILE FOR CORRECTION

KYC Information

Establishment Id: UPKNP0013833000

Enter KYC Details

UAN * 100028094046 Member Name MR SATYA NARAYAN SINGH

KYC Type * -- Select -- Educational Qualification -- Select --

Document Number * Physically Handicapped -- Select --

Name as per Document * Gender -- Select --

Expiry Date of Document Type * International Worker -- Select --

IFSC Code * Marital Status -- Select --

Do you want to Add Another KYC for this member Update Delete Refresh

KYC details of MR DEEP KUMAR SRIVASTAVA updated successfully.

Operations

Import UAN Text File

Generate #-# File

View File Generated Records

Import #-# file for correction

Delete All Records

Pending Record List:

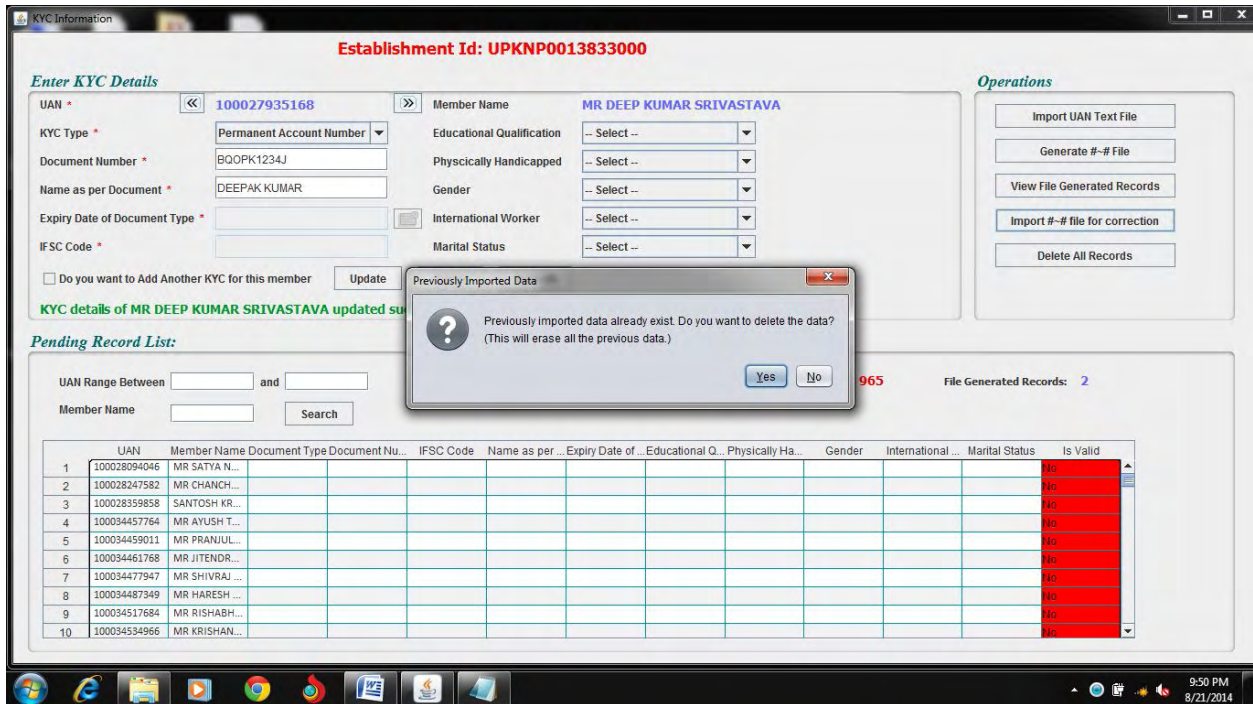
UAN Range Between and Total Records: 966 Valid Records: 1 Pending Records: 965 File Generated Records: 0

Member Name Search

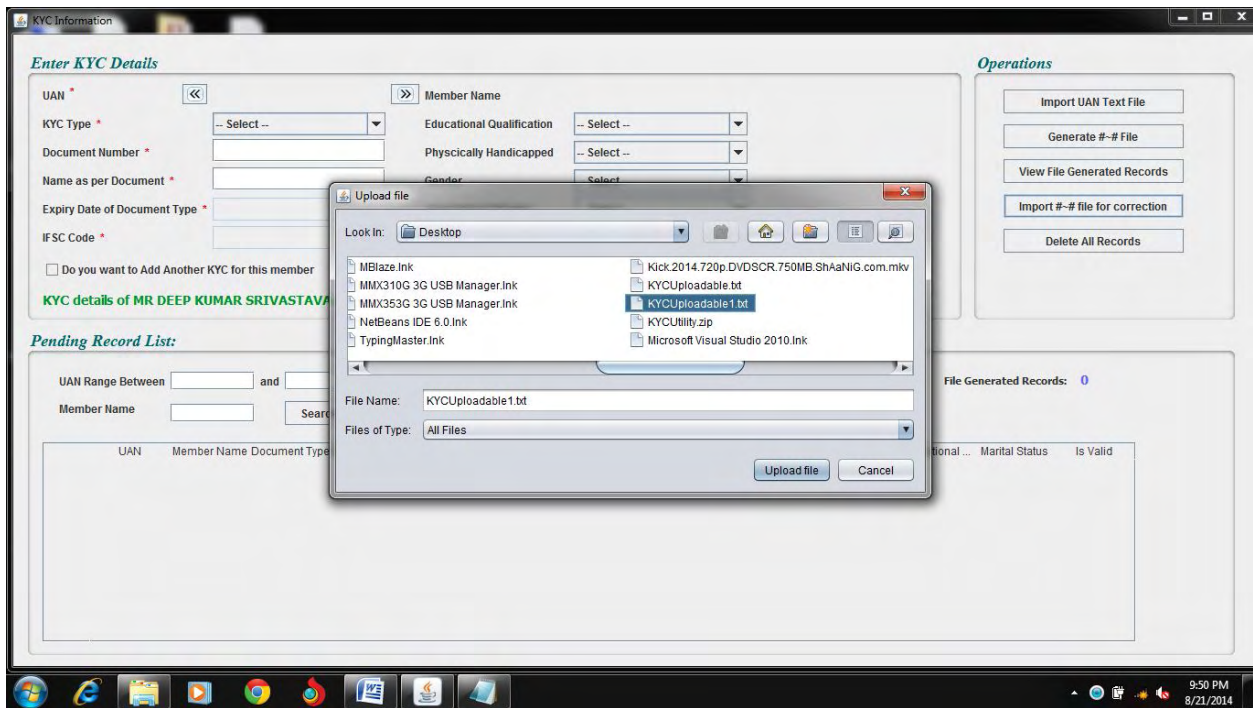
	UAN	Member Name	Document Ty...	Document Nu...	IFSC Code	Name as per ...	Expiry Date of...	Educational ...	Physically Ha...	Gender	International ...	Marital Status	Is Valid
1	100027935168	MR DEEP KUM...	Bank Account ...	1234567890	SBIN0007755	ABC							Yes
2	100028094046	MR SATYA NA...											No
3	100028247582	MR CHANCHAL...											No
4	100028359858	SANTOSH KR. ...											No
5	100034457764	MR AYUSH TI...											No
6	100034459011	MR PRANJUL B...											No
7	100034461768	MR JITENDRA ...											No
8	100034477947	MR SHIVRAJ G...											No
9	100034487349	MR HARESH K...											No
10	100034517684	MR RISHABH ...											No

11:43 PM 8/21/2014

NOTE: If you need to upload the text file which you have already created from any other tools or method and now want to use this java File utility for creating Bulk Text File for updating records, then you can import the generated text file by clicking on “IMPORT #~# FILE FOR CORRECTION” BUTTON.



A message box appears to confirm click on "yes" & browse the Last saved file.



Establishment Id: UPKNP0013833000

Enter KYC Details

UAN: 100027935168 Member Name: MR DEEP KUMAR SRIVASTAVA

KYC Type: Permanent Account Number Educational Qualification: Post Graduate

Document Number: BQOPK1234J Physically Handicapped: No

Name as per Document: DEEPAK KUMAR Gender: Male

Expiry Date of Document Type: International Worker: No

IFSC Code: Marital Status: Un-Married

Do you want to Add Another KYC for this member

KYC details of MR DEEP KUMAR SRIVASTAVA updated successfully.

Operations

Pending Record List:

UAN Range Between: [] and [] Total Records: 967 Valid Records: 2 Pending Records: 965 File Generated Records: 0

Member Name: []

	UAN	Member Name	Document Ty...	Document Nu...	IFSC Code	Name as per	Expiry Date of	Educational ...	Physically Ha...	Gender	International ...	Marital Status	Is Valid
1	100027935168	MR DEEP KUM...	Bank Account	1234567890	SBIN0007755	DEEPAK KUMAR							Yes
2	100027935168	MR DEEP KUM...	Permanent Ac...	BQOPK1234J		DEEPAK KUMAR		Post Graduate	No	Male	No	Un-Married	Yes
3	100028094045	MR SATYA NA...											No
4	100028247582	MR CHANCHAL...											No
5	100028359858	SANTOSH KR. ...											No
6	100034457764	MR AYUSH TI...											No
7	100034459011	MR PRANJUL B...											No
8	100034461768	MR JITENDRA ...											No
9	100034477947	MR SHI VRAJ G...											No
10	100034487349	MR HARESH K...											No

Select the desired record and correct & update record.

Delete All Records

Establishment Id: UPKNP0013833000

Enter KYC Details

UAN: 100027935168 KYC Name: ABC

KYC Type: Bank Account Number Educational Qualification: -- Select --

Document Number: 12345678901 Physically Handicapped: -- Select --

Name as per Document: ABC Gender: -- Select --

Expiry Date of Document Type: International Worker: -- Select --

IFSC Code: SBIN0007755 Marital Status: -- Select --

Do you want to Add Another KYC for this member

Text file ported successfully. Total no of records: 2

Operations

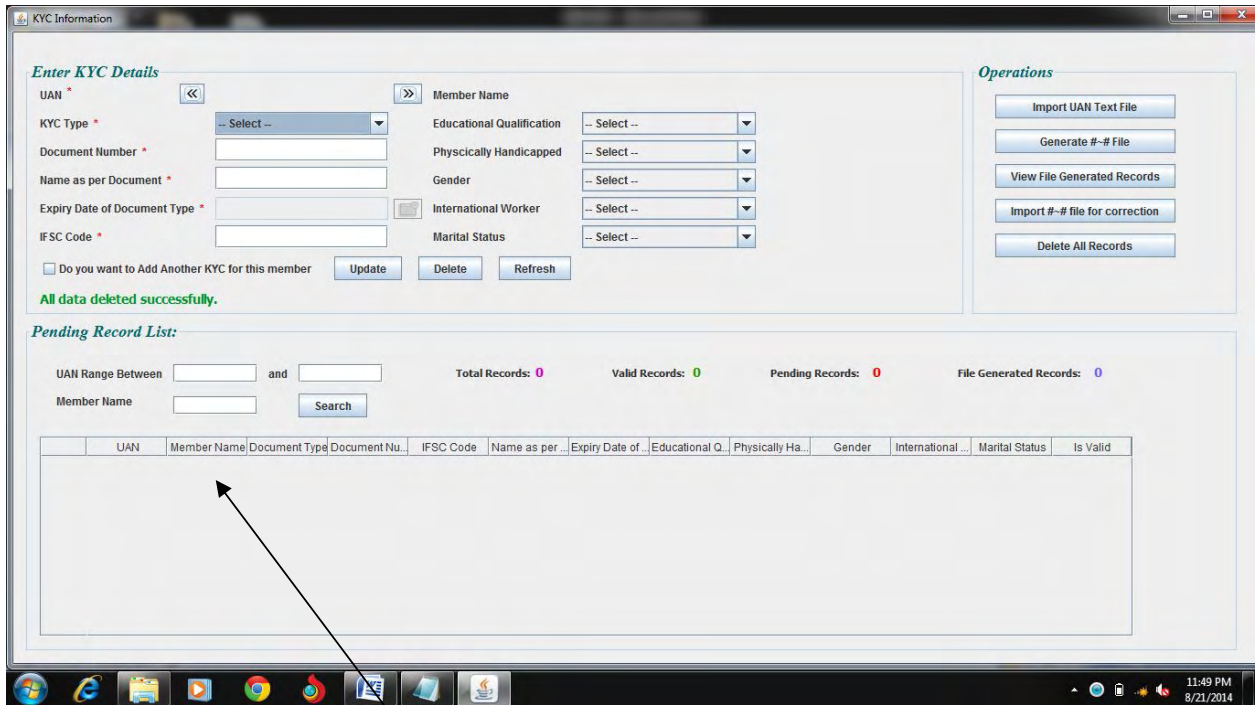
Pending Record List:

UAN Range Between: [] and [] Total Records: 2 Valid Records: 2 Pending Records: 0 File Generated Records: 0

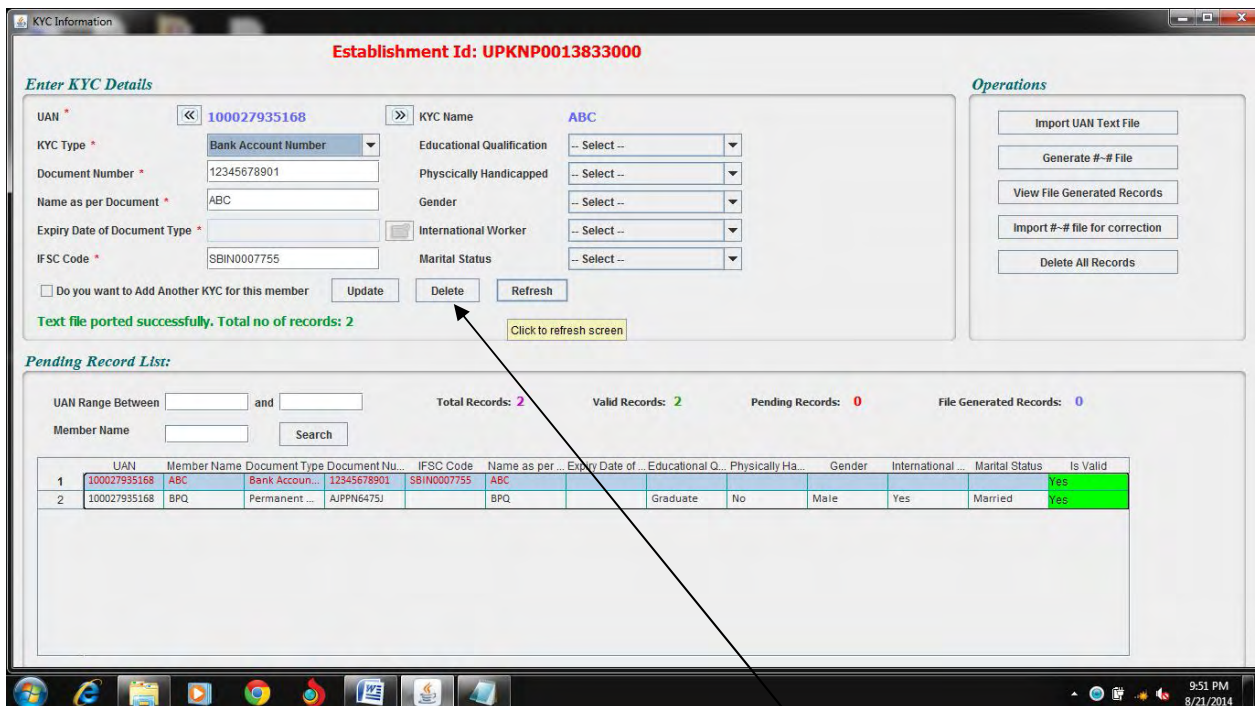
Member Name: []

	UAN	Member Name	Document Nu...	IFSC Code	Name as per	Expiry Date of	Educational O.	Physically Ha...	Gender	Intergeional	Marital Status	Is Valid
1	100027935168	ABC	Bank Account...	12345678901	SBIN0007755	ABC						Yes
2	100027935168	BQJ	Permanent ...	AJPPN6475J	BQJ		Graduate	No	Male	Yes	Married	Yes

If you need to delete all records then click on "Delete All Records" Button.



After confirmation all records will be deleted.



If you Need to delete a Particular Record Select That record & Click on “Delete” Button.

The screenshot displays the KYC Information system interface. At the top, the Establishment ID is UPKNP0013833000. The main section is titled "Enter KYC Details" and contains various input fields for KYC information, including UAN (100027935168), Member Name (MR DEEP KUMAR SRIVASTAVA), KYC Type (Permanent Account Number), Document Number (BQOPK1234J), Name as per Document (DEEPAK KUMAR), and other details like Educational Qualification (Post Graduate), Gender (Male), and Marital Status (Un-Married). A "Delete" button is visible in the bottom right of this section. A confirmation dialog box titled "Delete KYC Details" is open, asking "Are you sure to delete KYC Details of MR DEEP KUMAR SRIVASTAVA (Document Type: Permanent Account Number)?" with "Yes" and "No" buttons. A red arrow points from the "Delete" button in the main interface to the "Yes" button in the dialog. Below the main form is a "Pending Record List" table with columns for UAN, Member Name, Document Type, Document Number, IFSC Code, Name as per..., Expiry Date of..., Educational..., Physically Ha..., Gender, International..., Marital Status, and Is Valid. The table contains 10 rows of data, with the second row (UAN: 100027935168) highlighted in green, indicating it is the record being targeted for deletion. The "Is Valid" column for this row shows "Yes". Other rows show "No" in the "Is Valid" column. The bottom of the screenshot shows the Windows taskbar with the Start button, taskbar icons, and system tray showing the time as 10:16 AM.

After Confirmation Record will be Deleted with confirmation Message.

Note: System will not allow you to delete a record if there is only one entry of UAN. Same UAN with multiple KYC entries can be deleted immediately.

Establishment Id: UPKNP0013833000

Enter KYC Details

UAN * Member Name

KYC Type * Educational Qualification

Document Number * Physically Handicapped

Name as per Document * Gender

Expiry Date of Document Type * International Worker

IFSC Code * Marital Status

Do you want to Add Another KYC for this member

KYC details of MR DEEP KUMAR SRIVASTAVA (Document Type: Permanent Account Number) deleted successfully.

Operations

Pending Record List:

UAN Range Between and Total Records: 966 Valid Records: 1 Pending Records: 965 File Generated Records: 0

Member Name

	UAN	Member Name	Document Ty...	Document Nu...	IFSC Code	Name as per...	Expiry Date of...	Educational ...	Physically Ha...	Gender	International ...	Marital Status	Is Valid
1	100027935128	MR DEEP KUM...	Bank Account	1234567890	SBIN0007755	DEEPAK KUMAR							Yes
2	100028094046	MR SATYA NA...											No
3	100028247582	MR CHANCHAL...											No
4	100028359858	SANTOSH KR. ...											No
5	100034457764	MR AYUSH TI...											No
6	100034459011	MR PRANJUL B...											No
7	100034461768	MR JITENDRA ...											No
8	100034477947	MR SHIVRAJ G...											No
9	100034487349	MR HARESH K...											No
10	100034517684	MR RISHABH ...											No

After Confirmation Record will be deleted with confirmation Message.

KYC Information

Establishment Id: UPKNP0013833000

Enter KYC Details

UAN * << 100027935168 >> KYC Name ABC

KYC Type * Bank Account Number Educational Qualification -- Select --

Document Number * 12345678901 Physically Handicapped -- Select --

Name as per Document * ABC Gender -- Select --

Expiry Date of Document Type * International Worker -- Select --

IFSC Code * SBIN007755 Marital Status -- Select --

Do you want to Add Another KYC for this member

Text file ported successfully. Total no of records: 2

Operations

Import UAN Text File

Generate #-# File

View File Generated Records

Import #-# file for correction

Delete All Records

Pending Record List:

UAN Range Between [] and []

Member Name [] Search

UAN	Member Name	Document Type	Document Nu...	IFSC Code	Name as per ...	Expiry Date of ...	Educational Q...	Physically Ha...	Gender	International ...	Marital Status	Is Valid
1	100027935168	ABC	Bank Account...	12345678901	SBIN007755	ABC						Yes
2	100027935168	BPQ	Permanent ...	AJPPN6475J	BPQ		Graduate	No	Male	Yes	Married	Yes

File Generated Records: 0

Delete?

Are you sure to delete all the records? After deletion you have import UAN text file again.

Yes No

9:51 PM
8/21/2014

This option will delete all the records from the KYC Entry page. This option should be exercised with most cautiously as this will delete all records whether completed or pending. After this you will be require to import record from as fresh.