

[CPG-564] (U) The CPG **shall** enable the operator to display trails for all tracks and/or a subset of tracks using the selected trail length.

[CPG-565] (U) The CPG **shall** enable the operator to select a trail display length for all tracks of up to [REDACTED] **b(3)**

[CPG-566] (U) The CPG **shall** enable the operator to display [REDACTED] **b(3)** of a track's path.

[CPG-567] (U) The CPG **shall** enable the operator to view current track amplification data on a selected track to include source track number mappings of correlated tracks.

[CPG-2645] (U) The CPG **shall** enable the operator to view current track amplification data on a selected track to include track identification and supporting data, including recommended ID.

[CPG-2644] (U) The CPG **shall** enable the operator to view current track amplification data on a selected track to include track category, specific type, and platform type as well as supporting data.

[CPG-2498] (U) The CPG **shall** enable the operator to view current track amplification data on a selected track to include contributing sources to CEC tracks.

[CPG-2499] (U) The CPG **shall** enable the operator to view current track amplification data on a selected track which is determined by threat priority data, including threatened asset and time to asset.

[CPG-573] (U) The CPG **shall** enable the operator to query selectable display objects for attribute data.

[CPG-574] (U) The CPG **shall** have a measurement reference (e.g., range rings, ruler, grid toggle) for items on the situational display.

[CPG-575] (U) The CPG **shall** enable the operator to initiate a pointer exchange, including text, with external systems on Link-16/JRE.

[CPG-576] (U) The CPG **shall** enable the operator to display and clear pointers received from external systems on Link-16/JRE.

[CPG-577] The CPG **shall** provide an interface to allow the operator to selectively display:

- a. (U) radiation control sectors with corresponding radiation state,
- b. (U) radar field of view,
- c. (U) search regions of interest,
- d. (U) supported weapon systems engagement coverage,
- e. (U) initialization data, and
- f. (U) system status information.

[CPG-582] (U) The CPG **shall** enable the operator to display the relative track priority list.

[CPG-583] (U) The FCS CPG **shall** enable the operator to display an indication on the tracks for which engagement support is being provided by the FCR.

[CPG-584] (U) The FCS CPG **shall** alert the operator when high priority tracks or tracks under engagement support will potentially exit the FCR track coverage.

[CPG-585] (U) The FCS CPG **shall** display a list of currently supported engagements with engagement support plan data upon operator command.

[CPG-2451] (U) The FCS CPG **shall** display and update the projected target flight path for the engagement timeline for targets that are planned for engagement support and targets that a supported engagement is ongoing.

[CPG-586] (U) The FCS CPG **shall** provide the interface to allow the operator to designate a target for acquisition by the FCR.

[CPG-587] (U) The CPG **shall** enable the operator to designate tracks to be dropped by the associated radar.

### 3.2.1.12 (U) Shadow/Investigate/Precision Cue Commands

(U) The CPG associated with an FCS can support general air defense operations by responding to commands from the Higher Echelon Unit Engagement Operations (HEU(EO)) for placing a specific situation awareness track under precision tracking by the FCR. The HEU(EO) can also affect FCS resource allocation by commanding that specific precision tracks be terminated.

[CPG-2674] (U) Upon receipt of an Investigate, Shadow, and/or Precision Cue command from Link-16/JRE HEU(EO) for a track within the FOV of the radar, the FCS CPG **shall** initiate an FCR cued acquisition if the track in the command is not associated with a local track.

[CPG-617] (U) The FCS CPG **shall** reject Shadow commands from the Link-16/JRE HEU(EO) with a Cannot Process indication when any of the following applies:

- a. (U) radar is not in the tactical state
- b. (U) track in the command is not held in the system track database
- c. (U) track in the command is outside the radar FOV
- d. (U) track in the command is within the radar FOV but cannot be acquired **b(3)**
- e. (U) track in the command is a ground or surface track.

[CPG-2677] (U) The FCS CPG **shall** allow the operator to accept or reject a Shadow, Investigate and/or Precision Cue command if the following apply:

- a. (U) the command was not automatically rejected **b(3)**
- b. (U) auto accept is disabled.

[CPG-2676] (U) The FCS CPG **shall** automatically accept Shadow, Investigate, and/or Precision Cue commands if the following apply:

- a. (U) the command was not automatically rejected **b(3)**
- b. (U) auto accept is enabled.

[CPG-2675] (U) The FCS CPG **shall** reject Investigate commands from the Link-16/JRE HEU(EO) with a Cannot Process indication when any of the following applies:

- a. (U) radar is not in the tactical state
- b. (U) track in the command is not held in the system track database
- c. (U) track in the command is outside the radar FOV
- d. (U) track in the command is within the radar FOV but cannot be acquired **b(3)**
- e. (U) track in the command is a ground or surface track
- f. (U) radar resources are fully utilized with tasks of higher priority.

[CPG-622] (U) The FCS CPG **shall** allow the operator to enable/disable the automatic acceptance of Link-16/JRE HEU(EO) Shadow, Investigate, and/or Precision Cue commands.

[CPG-623] (U) The FCS CPG **shall** indicate to the operator if the Link-16/JRE HEU(EO) Shadow or Investigate command is for a track that is outside the current field of view of the FCR. The operator has the responsibility to request FCR pointing adjustments.

[CPG-624] (U) Upon acceptance of the Shadow command, the FCS CPG **shall** perform the following:

- a. (U) report acceptance of the command to the Link-16/JRE HEU(EO), and
- b. (U) set the track priority within the CPG Designated priority level.

[CPG-628] (U) The CPG **shall** alert the operator if the Shadow, Investigate, and/or Precision Cue command was automatically rejected.

[CPG-629] (U) Upon acceptance of the Investigate command, the FCS CPG **shall** perform the following:

- a. (U) report acceptance of the command to the Link-16/JRE HEU(EO),
- b. (U) set the track priority in the CPG-Designated priority level,
- c. (U) command FCR to **b(3)** track, and
- d. (U) command IFF interrogation on the track.

[CPG-2483] (U) Upon acceptance of a Cease Engage command, for a Shadow and/or Investigate function, the FCS CPG **shall** perform the following:

- a. (U) cancel **b(3)** with the radar,
- b. (U) modify the track priority based on the prioritization logic, and
- c. (U) re-order the CPG **b(3)** queues.

[CPG-635] (U) Upon rejection of a command from Link-16/JRE HEU(EO), the FCS CPG **shall** report that it Cannot Comply to the Link-16/JRE HEU(EO).

[CPG-2673] (U) Upon acceptance of a Precision Cue command, the FCS CPG **shall** perform the following:

- a. (U) report acceptance of the command to Link-16
- b. (U) set the track priority to Precision Cue within CPG Designated priority level.

[CPG-2672] (U) The FCS CPG **shall** automatically reject Precision Cue commands from the Link-16/JRE HEU(EO) with a Cannot Process indication when any of the following applies:

- a. (U) radar is not in the tactical state
- b. (U) track in the command is not held in the system track database
- c. (U) track in the command is outside the radar FOV
- d. (U) track in the command is within the radar FOV but cannot be acquired **b(3)**
- e. (U) track in the command is a ground or surface track
- f. **b(3)**
- g. **b(3)**

### 3.2.1.13 (U) Engagement Management

#### 3.2.1.13.1 (U) Request for Support

[CPG-590] (U) The FCS CPG **shall** provide engagement support coordination between external weapons systems and the FCR to include assessments of weapon system requests; assessment of radar and communication resources; accounting for track priorities; and responding to the weapon system.

[CPG-2404] (U) The CPG **shall** have an engagement support interface **b(3)** Note: The interface is specified in Appendix B.

[CPG-591] (U) The CPG **shall** have an engagement support interface to CEC defined in accordance with Reference [31].

[CPG-592] (U) The CPG **shall** determine whether it can support the requested engagement **b(3)**

[CPG-2655] (U) Upon receipt of a request for engagement support, the FCS CPG **shall** initiate an FCR cued acquisition if the track in the request is not maintained in the local track database and if the track is in the field of view of the FCR.

[CPG-593] (U) If the cued acquisition of a non-locally held track does not result in a local track within the time period, in accordance with Reference [2a], the FCS CPG **shall** reject the engagement support request.

[CPG-594] (U) The FCS CPG **shall** automatically determine the ability to support individual engagements based on received engagement support requests. The ability to support engagements considers the following for the engagement timeline identified:

- a. (U) the track will remain in FCR coverage
- b. [REDACTED] **b(3)**
- c. (U) the accuracy of the track is sufficient for the weapon system request
- d. [REDACTED] **b(3)**

[CPG-599] (U) Once the ability to support an engagement has been established, the FCS CPG **shall** automatically accept the request.

[CPG-600] (U) The FCS CPG **shall** alert the operator and reject an engagement support request if the request cannot be supported by the FCR or communication resources and the requested track is of equal or lower priority than currently scheduled engagements.

[CPG-2599] (U) The FCS CPG **shall** prioritize on-going engagements over future scheduled engagements. On-going engagements will not be pre-empted unless otherwise directed.

[CPG-601] (U) The FCS CPG **shall** provide an engagement support recommendation and alternatives when an engagement support request cannot be supported by the FCR or communication resources.

(U) The FCS CPG engagement support recommendations and alternatives identify the potential for the following:

- a. (U) Preemption of scheduled engagements including the impacts on the engagements, radar resources, and/or communication resources
- b. (U) Modification of engagement request parameters to allow a degraded offer
- c. (U) Rejection of the request

[CPG-608] (U) The FCS CPG **shall** provide [REDACTED] **b(3)** for the operator to select from the engagement support recommendation and the alternatives.

[CPG-609] (U) The FCS CPG **shall** perform the tasks corresponding to the operator accepted course of action or the timed out recommendation, whichever occurs first.

[CPG-610] (U) The FCS CPG **shall** initiate a termination of engagement support for currently supported lower priority targets that were pre-empted by the acceptance of a higher-priority engagement.

[CPG-611] (U) The FCS CPG **shall** send an acceptance offer [REDACTED] **b(3)** for engagement support requests [REDACTED] **b(3)** that the FCS will support. The acceptance offer will include the timeline that will be supported by the FCS.

### 3.2.1.13.2 (U) Engagement Support

[CPG-637] (U) The CPG **shall** build an Engagement Support Plan for a received acceptance from a weapon system of an engagement support offer to include the following:

- a. (U) projected interceptor launch time
- b. (U) target track number
- c. (U) data rates needed

- d. (U) time changes for data rates
- e. (U) acquisition and track of interceptor required

[CPG-643] (U) The FCS CPG shall perform multiple simultaneous Engagement Support Plans [REDACTED] b(3)

[CPG-644] (U) The CPG shall task the FCR to support each engagement according to the Engagement Support Plan.

[CPG-646] (U) The CPG shall initiate an FCR cued acquisition of the interceptor using received state vectors in accordance with the Engagement Support Plan. The Engagement Support Plan includes whether or not interceptor tracking is necessary.

[CPG-649] (U) The CPG shall transmit target information to the network according to the Engagement Support Plan.

[CPG-650] (U) The CPG shall provide interceptor track data to the engaging weapons system according to the Engagement Support Plan.

### 3.2.1.13.3 (U) Terminate Engagement Support

[CPG-2657] (U) The CPG shall automatically terminate engagement support

- a. (U) upon end of contract with the weapon system,
- b. (U) upon weapon system notification to terminate contract, or
- c. (U) of the lowest priority scheduled, but not on-going engagement, upon acceptance of an on-going engagement contract extension. [REDACTED] b(3)

[CPG-652] (U) The CPG shall allow the operator to select an engagement and manually terminate support for the engagement.

[CPG-653] (U) The CPG shall command the radar to pre-engagement priority and cancel [REDACTED] b(3) actions on a track due to the termination of engagement support of a target.

[CPG-654] (U) The CPG shall notify supported weapons systems when it must terminate engagement support.

[CPG-2658] (U) The CPG shall notify the operator upon termination of engagement support.

(U) The CPG ceases engagement support via removing engagement priority from a track under weapon system direction.

### 3.2.1.14 (U) Operational Health and Operating Condition Monitoring

[CPG-656] (U) The CPG shall provide the functionality to allow at least three operators to simultaneously display and control the content detail level of the operational health status and operating condition information.

[CPG-657] (U) The CPG shall collect, assess, and display operational health as reported by the associated Platform and the associated radar.

[CPG-658] (U) The CPG shall collect, assess, and display operational health for the CPG to include the following:

- a. (U) processors
- b. (U) consoles
- c. (U) local area network backbone and routers
- d. (U) storage media
- e. (U) data communications radios
- f. (U) peripherals

[CPG-665] (U) The CPG **shall** collect, assess, and display summary-level operational health and operating condition for the System and associated prime items.

[CPG-666] (U) The CPG assessment of operational health **shall** result in one of the following determinations:

- a. (U) Item is Off or has been disabled,
- b. (U) No statement due to incomplete or invalid information,
- c. (U) Item is on and fully Operational,
- d. (U) Item is on and is Degraded due to loss of capabilities, but can support mission or
- e. (U) Item is Failed and cannot support the mission.

(U) Note: Items include ABCS, MIDS, CEC, **B3** MBMMRs, HF radio, the associated radar, and the associated platform.

[CPG-672] (U) The CPG assessments of operating condition **shall** result in one of the following determinations:

- a. (U) Item is Off or has been disabled,
- b. (U) Item is Initializing,
- c. (U) Item has been initialized and is Configuring,
- d. (U) Item has been configured and in Standby-Ready (i.e., Configuration Mode), but is Ready to become operational (Standby-Ready), or
- e. (U) Item has been commanded into Operation (i.e., Tactical Mode) and is executing the mission.

(U) Note: Items include MIDS, CEC, **B3** MBMMRs, HF radio, the associated radar, and the associated platform.

[CPG-678] (U) The CPG **shall** collect and display the applicable system external data link status for the following data links:

- a. (U) Link-16
- b. (U) JRE
- c. (U) CEC
- d. (U) IBS
- e. (U) HE(FO) **b(3)**
- f. (U) GPS

[CPG-685] (U) The CPG **shall** collect and display the applicable CPG internal link status of Off, Active, Degraded, or Failed for the following links:

- a. (U) MIDS LVT-2 in the CP
- b. (U) MBMMR Serial Link for JRE
- c. (U) CEP
- d. **b(3)**
- e. (U) LAN GPS
- f. (U) SIPRNET
- g. (U) NIPRNET

[CPG-691] (U) The CPG **shall** collect and display the CPG data link status of Off, Active, or Failed for the following data links:

- a. (U) Associated Radar SDP
- b. (U) MMS/Aerostat/Flight Director (FD)
- c. (U) Power Conversion and Distribution System (PCDS)

[CPG-696] (U) The CPG **shall** alert the operator to a change in the operational health and operating condition of the System and Prime Items.

[CPG-697] (U) The CPG **shall** alert the operator to changes in internal and external link status.

[CPG-698] (U) The CPG **shall** report the operational health and operating condition of the System to ABCS in accordance with Reference [1].

[CPG-2490] (U) The CPG **shall** report the operational health and operating condition of the System to Link-16 in accordance with Reference [1].

[CPG-2491] (U) The CPG **shall** report the operational health and operating condition of the System to JRE in accordance with Reference [1].

[CPG-2492] (U) The CPG **shall** report the operational health and operating condition of the System to CEP in accordance with Reference [1].

[CPG-2670] (U) The CPG **shall** report the operational health and operating condition of the System to IBS in accordance with Reference [1].

[CPG-2685] (U) The CPG **shall** enable the operator to access radar system hardware configuration data.

### 3.2.1.15 (U) Data Recording

[CPG-700] (U) The CPG **shall** automatically record b(3) a set of data to include the following:

- a. (U) system operational health and operational condition
- b. (U) track data including supporting data for measurements, covariance, category, platform, specific type, and identification
- c. (U) engagement support actions
- d. (U) operator interventions and commands
- e. (U) enacted Mission Plans
- f. (U) enacted Mission Profiles
- g. (U) IFF responses with position
- h. (U) CPG operational health data and faults detected
- i. (U) messages to and from the associated radar
- j. (U) messages to and from the associated platform
- k. (U) security and authentication logs
- l. (U) prognostics reports

(U) Note: These items cannot be disabled by the operator.

[CPG-2681] (U) The CPG **shall** automatically record a set of data to include the following:

- a. (U) initialization parameters
- b. (U) changed parameters
- c. (U) operator interventions and commands

- d. (U) external link message traffic for Link-16, and CEC
- e. (U) track data including supporting data for measurements, covariance, category, platform, specific type, and identification
- f. (U) status
- g. (U) CID-related products (received from the radar)
- h. (U) organic weather data

(U) Note: These items cannot be disabled by the operator.

[CPG-2396] (U) The CPG **shall** automatically record **b(3)** the weather data from the local Platform weather equipment.

[CPG-716] (U) The CPG **shall** display an alert when CPG data recording media changes are needed.

[CPG-2473] (U) The CPG **shall** display an alert when radar data recording media changes are needed.

[CPG-717] (U) The CPG **shall** display an alert if CPG data recording stops or is not running.

[CPG-2474] (U) The CPG **shall** display an alert if radar data recording stops or is not running.

[CPG-2471] (U) The CPG **shall** have controls for CPG data recording functions.

[CPG-2472] (U) The CPG **shall** have controls for radar data recording functions.

[CPG-718] (U) The CPG **shall** enable the operator to select from the following additional data recording items:

- a. (U) external link message traffic for HE(FO)
- b. (U) external link message traffic for IBS.

[CPG-727] (U) The CPG **shall** time stamp data as it is being recorded.

[CPG-728] (U) The CPG **shall** store classified and unclassified data on independent systems.

[CPG-2412] (U) The CPG **shall** provide selective data retrieval, report formatting, and report generation via an interactive operator interface.

[CPG-2413] (U) The CPG **shall** provide recorded data archival via an interactive operator interface for post mission analysis.

[CPG-2612] (U) The CPG **shall** store the faults detected either in non-volatile memory or on removable data storage media.

[CPG-2611] (U) The CPG **shall** continuously record:

- a. (U) intercom communications,
- b. (U) tactical voice communications, and
- c. (U) CCS voice communications

**b(3)**

[CPG-2610] (U) The CPG **shall** provide a selective voice playback capability through operator workstations.

[CPG-2660] (U) The CPG **shall** allow a qualified operator to:

- a. (U) select the recorded voice communications to archive
- b. (U) select the recorded voice communications to playback.

[CPG-2659] (U) The CPG **shall** selectively archive **b(3)** of recorded voice communications to removable media.



### 3.2.1.16 (U) Training

#### 3.2.1.16.1 (U) General Training

[CPG-732] (U) The CPG **shall** enable the operator to transition between tactical operations and training operations.

[CPG-733] (U) The CPG **shall** enable the operator to select the following training modes:

- a. (U) **Standalone** - one or more operators participating in a simulated exercise
- b. (U) **Netted** - system participating in a simulated exercise within an orbit and/or with external systems **b(3)**
- c. (U) **Individual** - operator-interactive tutorial modules.

[CPG-734] (U) The CPG **shall** provide embedded standalone and netted proficiency training for operator tasks utilizing simulated tracks.

[CPG-735] (U) The CPG **shall** generate simulated track inputs, consistent with the selected radar type, upon operator request.

[CPG-736] (U) The CPG training simulations and simulators **shall** be Distributed Interactive Simulation (DIS)/High Level Architecture (HLA) compliant.

[CPG-737] (U) The CPG **shall** provide the functionality to allow the operator to implement communication controls for the DIS/HLA interface as an alternate source of simulated truth tracks for the radar models.

[CPG-739] (U) The CPG embedded training **shall** operate on the tactical hardware and operate with the tactical software.

[CPG-740] (U) The CPG **shall** provide hardware and an internet browser to access government Web-based training sites.

[CPG-741] (U) The CPG **shall** have embedded trainers and simulators which are written in a standard language and have a modular design in order to allow for hardware and software growth potential.

[CPG-2477] (U) The CPG Embedded Trainer processing resources **shall** be isolated from tactical operational software.

[CPG-742] (U) The CPG **shall** enable the operator to access installed interactive electronic technical manuals (IETMs).

[CPG-2397] (U) The CPG **shall** enable the operator to access installed computer based training (CBT).

[CPG-2678] (U) The CPG **shall** enable the operator to exit Embedded Training operations and switch to live operations with a single action.

[CPG-2683] (U) The CPG **shall**, under operator control, record mission operator GUI actions during embedded tactical training sessions.

[CPG-2682] (U) The CPG **shall**, under operator control, provide playback of recorded embedded tactical training sessions.

#### 3.2.1.16.2 (U) Standalone Training

[CPG-744] (U) The CPG **shall** continue tactical operations while allowing one or more operators to participate in sim-over-live standalone training.

[CPG-745] (U) The CPG **shall** suppress transmission of simulated tracks on external networks that were generated by standalone training.

[CPG-746] (U) The CPG embedded training **shall** have simulated problem situations that replicate those expected to be encountered in actual mission operations.

- [CPG-2679] (U) In the standalone sim-over-live mode, CPG **shall**
- a. (U) enable each operator to select whether to interact with the live or simulated radar (Note: The simulated radar uses the same mission profile as the live radar. A mission profile is controlled by the live radar.)
  - b. (U) enable each operator to select to view sim-only, live only, or both sim and live data,
  - c. (U) ensure that at least one operator select live only or sim and live data,
  - d. (U) from the operators who satisfy (c), ensure that at least one operator select to interact with the live radar,
  - e. (U) if no operator selects the simulated radar, the simulated radar is slaved to the live radar
  - f. (U) prevent an operator viewing sim-only to interact with live comms or the live radar, and
  - f. (U) provide an indication of the radar type with which the operator is interacting.

### 3.2.1.16.3 (U) Netted Training

[CPG-748] (U) The CPG **shall** provide netted training that interacts within the orbit and/or with external systems based on a coordinated scenario.

[CPG-749] (U) The CPG **shall** exchange simulated tracks on networks, internal or external, designated to participate in the netted exercise.

[CPG-750] (U) The CPG **shall** be interoperable through the Joint Semi-Automated Forces (JSAF) architecture by transmitting and receiving DIS and HLA formatted data to link the live, virtual, and constructive pieces of the training arena.

[CPG-2662] (U) The CPG **shall** support sim-only and sim-over- live training exercises while in netted training.

### 3.2.1.16.4 (U) Training Scenarios

[CPG-752] (U) The CPG **shall** enable the operator to create, edit, save, and retrieve training scenarios.

[CPG-2642] (U) The CPG **shall** have storage and access for not less than 20 training scenarios.

[CPG-753] (U) The CPG **shall** enable the operator or maintainer to select, initiate, and stop training sessions.

### 3.2.1.17 (U) Common Planning and Situational Display Characteristics

[CPG-755] (U) Newly developed software for any CPG subsystem **shall** use track symbology consistent with Reference [12] and all other symbology consistent with Reference [11].

[CPG-756] (U) The CPG **shall** adjust Reference [11] symbol size (i.e., display objects) to account for zooming.

[CPG-757] **b(3)**

- a. **b(3)**
- b. **b(3)**
- c. **b(3)**

[CPG-761] (U) The CPG **shall** provide a GUI containing a classified reserved alert display area at each operator position.

[CPG-762] (U) The CPG **shall** use the guidance of Reference [10], section titled *Audio Displays* for production of audio signals. The audio signals are to direct the user's attention to the appropriate visual display which warns personnel of impending danger, alerts personnel to a critical change in system or equipment status, and/or reminds personnel of a critical action or actions that must be taken.

[CPG-763] (U) The CPG software **shall** provide safety critical alerts that are distinct from routine alerts.

[CPG-764] (U) The CPG **shall** display a hazardous condition alert until acknowledged by the operator or until the hazardous condition has been terminated. Hazardous conditions may be reported by the CPG or other Prime Items.

[CPG-765] (U) The CPG **shall** alert the operator to the receipt of the following warning messages from HE(FO) or HEU(E0):

- a. (U) Air Defense Warning
- b. (U) NBC Warning
- c. (U) TBM Warning
- d. (U) Threat Warning Message

[CPG-770] (U) The CPG **shall** enable the operator to selectively display the following overlay items:

- a. (U) Primary Threat Line (PTL)
- b. (U) Defended Assets
- c. (U) Air defense resources
- d. (U) Prohibited and Restricted Volumes
- e. (U) Safe Passage Corridors
- f. (U) Friendly and Hostile Origins
- g. (U) Weapon Control Volumes
- h. (U) General Lines and Points

[CPG-779] (U) The CPG **shall** include operator controls which allow displaying tracks [REDACTED] **b(3)**

### **3.2.1.18 (U) System Infrastructure and Administrative Functions**

[CPG-781] (U) The CPG **shall** perform consistency checking of the mission planning and mission profile data entered by the operator. Note: Consistency checking validates the mission planning and mission profile data are consistent with prescribed directives.

#### **3.2.1.18.1 (U) Email and Web Browsing**

[CPG-783] (U) The CPG **shall** enable the operator to compose, send, receive, review and save computer assisted electronic text-formatted messages on the classified and unclassified networks.

[CPG-2663] (U) The CPG **shall** support tactical chat capability [REDACTED] **b(3)**

[CPG-784] (U) The CPG **shall** provide browsing capability on NIPRNET [REDACTED] **b(3)**

#### **3.2.1.18.2 (U) CPG LAN Management**

[CPG-786] (U) The CPG **shall** configure the Black LAN upon operator request.

[CPG-787] (U) The CPG **shall** configure the Red LAN upon operator request.

#### **3.2.1.18.3 (U) System Administration**

[CPG-789] (U) The CPG **shall** display user information to the system administrator.

[CPG-790] (U) The CPG **shall** provide the capability to assign operator workstation functions automatically based on the user profile.

[CPG-791] (U) The CPG **shall** enable the system administrator to perform network diagnostics.

- [CPG-792] (U) The CPG shall enable the system administrator to add, configure, and delete software.
- [CPG-793] (U) The CPG shall enable the system administrator to monitor computer performance.
- [CPG-794] (U) The CPG shall enable the system administrator to backup and restore files.
- [CPG-795] (U) The CPG shall enable the system administrator to add and delete system users.
- [CPG-796] (U) The CPG shall enable the system administrator to configure user accounts to include access privileges and roles.

#### 3.2.1.18.4 (U) System Time and Position

- [CPG-798] (U) The CPG shall synchronize to [REDACTED] b(3)
- [CPG-799] (U) The CPG shall provide the time synchronization to communications equipment and processing resources in accordance with Reference [1].
- [CPG-800] (U) The CPG shall enable the operator to enter location and time. [REDACTED] b(3)
- [CPG-801] (U) The CPG shall set CPG location coordinate data from GPS.
- [CPG-802] (U) The CPG GPS shall include [REDACTED] b(3) GPS.

#### 3.2.1.18.5 (U) File and Media Administration

- [CPG-805] (U) The CPG shall enable the operator to archive and retrieve computer assisted electronic messages, electronic mail, authentication and security logs, and local files in non-volatile memory or on removable data storage media.
- [CPG-806] (U) The CPG shall retain a log of archive actions.

#### 3.2.1.18.6 (U) Terrain Products

- [CPG-808] [REDACTED] b(3)
- a. [REDACTED] b(3)
- b. [REDACTED] b(3)
- c. [REDACTED] b(3)

### 3.2.2 (U) Interfaces

#### 3.2.2.1 (U) Internal Interface Requirements

- [CPG-815] (U) The CPG software subsystems shall exchange data as defined by Reference [14].
- [CPG-2686] [REDACTED] b(3)

#### 3.2.2.2 (U) External Interface Requirements

- [CPG-817] (U) The CPG shall have a physical interface with the Platform in accordance with Reference [1].
- [CPG-2582] (U) The CPG shall exchange data with the Platform in accordance with Reference [1].
- [CPG-818] (U) The SuS CPG shall have a physical interface with the SuR in accordance with Reference [1].
- [CPG-2583] (U) The SuS CPG shall exchange data with the SuR in accordance with Reference [1].
- [CPG-819] (U) The FCS CPG shall have a physical interface with the FCR in accordance with Reference [1].

- [CPG-2584] (U) The FCS CPG **shall** exchange data with the FCR in accordance with Reference [1].
- [CPG-820] (U) The CPG **shall** exchange Link-16 messages in accordance with Reference [1]. Reference [2], Appendix W provides details on the Link-16 Minimum Implementation via an LVT-2 MIDS. The Minimum Implementation applies to PPLI, System Information Exchange and Network Management, Air Surveillance, Surface Surveillance, Land Surveillance, Space Surveillance, and Weapons Coordination and Management functions.
- [CPG-821] (U) The CPG **shall** interface with its HEU(EO) through JRE or Link-16 as designated for the mission.
- [CPG-822] (U) The CPG **shall** exchange JREAP messages in accordance with Reference [1]. Reference [2], Appendix W; and Reference [3], Appendices A and C provide detail on the Minimum Implementation that applies to PPLI, System Information Exchange and Network Management, Air Surveillance, Surface Surveillance, Land Surveillance, Space Surveillance, and Weapons Coordination and Management functions.
- [CPG-823] (U) The CPG **shall** direct JREAP messages to the shelter port or the on-board Multi-Band Multi-Mode Radio (MBMMR) PSC-5D.
- [CPG-824] (U) The CPG **shall** maintain communications with the Army Battle Command System (ABCS) via an interface to the **b(3)** located at ABCS entry point and **b(3)** hosted at the CPG.
- [CPG-825] (U) The CPG **shall** exchange USMTF messages in accordance with Reference [1]. Reference [13] provides detail on exchange of USMTF for Higher Echelon Force Operations (HE(FO)) communications.
- [CPG-826] (U) The CPG **shall** at a minimum use the Integrated Air and Missile Defense (IAMD) XML Schema, Version 1.3 for local **b(3)** HE(FO) **b(3)** communication.
- [CPG-827] (U) The CPG **shall** host a Cooperative Engagement Processor (CEP) to interface to the CEC.
- [CPG-828] (U) The CPG **shall** exchange data in CMF in accordance with Reference [1]. Reference [4] provides detail on communication over IBS via the **b(3)**
- [CPG-829] (U) The CPG **shall** access time and position data from the Space Segment (SS) of the Global Positioning System (GPS) in accordance with Reference [1].
- [CPG-830] (U) The CPG **shall** participate as a non-forwarding unit on CEC, Link-16, JRE, IBS, and ABCS simultaneously. A non-forwarding unit is one that only provides locally developed status and tracks that are maintained by the associated radar. Data from one data link is not directly transferred to the other data links.
- [CPG-831] (U) The CPG **shall** have connectivity for Secure Internet Protocol Router Network (SIPRNET) access.
- [CPG-832] (U) The CPG **shall** have connectivity for Defense Information Systems Network (DISN) Non-Classified Internet Protocol Router Network (NIPRNET) access.
- [CPG-833] (U) The CPG shelter **shall** have Internet Protocol (IP) connectivity for JREAP, USMTF/XML, SIPRNET Applications, and NIPRNET Applications to support external connections to mission-supplied MILSATCOM and/or terrestrial communications. MILSATCOM includes Ultra High Frequency (UHF), Super High Frequency (SHF), and Extreme High Frequency (EHF) communications. Terrestrial communications include Signal Corps Communications assets (currently known as Warfighter Information Network-Terrestrial (WIN-T) Increment 1) and landlines.
- [CPG-834] (U) The CPG **shall** have no fewer than eight (8) IP connections to support:
- a. (U) DIS/HLA in accordance with Reference [1]
  - b. (U) Red LAN access
  - c. (U) Black LAN access

### 3.2.2.3 (U) Voice Communications

[CPG-839] (U) The CPG **shall** provide tactical and non-tactical voice communications interfaces to the Defense Switched Network (DSN), the Public Switched Telephone Network (PSTN), and the Integrated Services Digital Network (ISDN) in accordance with Reference [1].

[CPG-840] (U) The CPG **shall** provide secure non-tactical voice communications over commercial networks.

[CPG-841] (U) The CPG **shall** have a UHF SATCOM interface for voice communications.

[CPG-842] (U) The CPG **shall** have voice communications systems that interface to military tactical telephone systems including Secure Telephone Units (STUs) or Secure Terminal Equipment (STE).

[CPG-843] (U) The CPG **shall** enable internal and external tactical voice communications via the following:

- a. VHF Combat Net Radio (using SINCGARS waveform)
- b. Signal Corps Communications assets (currently known as Warfighter Information Network-Terrestrial (WIN-T) Increment 1)
- c. SATCOM terminal
- d. HF radio
- e. UHF radio

[CPG-849] (U) The CPG UHF radios **shall** have HAVEQUICK capability. b(3)

[CPG-851] (U) The CPG **shall** enable the operator to monitor simultaneously two voice communication networks.

[CPG-852] (U) The CPG **shall** enable each operator to access and control voice communications at the operator position.

[CPG-853] (U) The CPG **shall** provide two-way voice communication between the CPG shelters, the Platform Mobile Mooring Station (MMS), and the Deployable Power Generation and Distribution System (DPGDS).

### 3.2.3 (U) Physical Characteristics

#### 3.2.3.1 (U) Weight

[CPG-856] (U) Each CPG shelter configured for movement **shall** weigh no more than 22,000 pounds.

[CPG-857] (U) The CPG airborne equipment **shall** weigh no more than 1100 pounds packaged in two or more subsystems that can be distributed to allow for aerostat stability.

#### 3.2.3.2 (U) Power

[CPG-859] (U) The CPG **shall** have a power interface(s) with the radar ground equipment in accordance with Reference [1].

[CPG-860] (U) The CPG **shall** provide physical space and power distribution for all internally housed equipment that are not part of the CPG Prime Item.

[CPG-861] (U) The CPG **shall** provide required prime power to the interfacing components external to the shelter.

[CPG-862] (U) The CPG **shall** b(3) to power all of the equipment permanently or temporarily installed within the shelters.

[CPG-863] (U) The CPG **shall** include Uninterruptible Power Sources (UPSs) to support orderly shutdown in the event that power is lost, so ground based processors can be restarted, preserving the integrity of the database.

[CPG-864] (U) The CPG main power **shall** be switched by the CCS, DPS, and SPS main power switches.

[CPG-865] (U) The CPG **shall** operate through minor power fluctuations within the design limits of the associated JLENS power supply specifications. i.e., Prevent inadvertent archiving or shutdown procedures.

[CPG-866] [REDACTED] b(3)

### 3.2.3.3 (U) Shelters

[CPG-868] (U) The CPG shelters **shall** use 8' or 8.5' height, 8' width, and 20' length ISO containers.

[CPG-2604] (U) The CPG, while in the Transport Mode, except for CPG ISO containers or shelters which are greater than 8' by 8' by 20' in any dimension, [REDACTED] b(3) [REDACTED]. ISO containers which differ from 8' x 8' x 20' Non-Expandable ISO Standard shelters or spare ISOs, require approval by the JLENS Government Product Manager

[CPG-869] (U) The CPG shelters **shall** house the operator stations, signal data processors, and communications equipment.

[CPG-870] (U) The CPG **shall** have emergency indications and related controls using the guidance of Reference [10], section titled Emergency Use.

[CPG-871] (U) The CPG **shall** have adjustable, ambient lighting with controls at the entrance to the shelters. Illumination is further described in Reference [22] and Reference [10], section titled *Illuminance*.

[CPG-872] (U) The CPG **shall** have spacing of connectors and controls external to the shelters that is compatible with operation in cold weather/Mission Oriented Protective Posture (MOPP) IV protective clothing as specified in Reference [10], section titled *Spacing*.

[CPG-873] [REDACTED] b(3)

[CPG-874] (U) The CPG **shall** have interchangeable Line Replaceable Units (LRUs) as specified in Reference [10], section titled Design for Maintainability.

[CPG-875] (U) The CPG **shall** have signal entrance panel(s) at the shelter exterior to interface with tactical, non-tactical, and commercial telephone systems.

[CPG-876] (U) The CPG **shall** host the Flight Director SW.

[CPG-877] (U) The CPG **shall** host the Weather Instrumentation Subsystem SW.

[CPG-878] [REDACTED] b(3)

[CPG-879] (U) The CPG **shall** provide classified print capability.

[CPG-880] (U) The CPG **shall** provide unclassified print capability.

[CPG-881] (U) The CPG **shall** provide non-secure facsimile capability.

[CPG-882] (U) The CPG **shall** provide secure facsimile capability.

### 3.2.3.4 (U) Environmental Controls

[CPG-884] (U) The CPG **shall** display the temperature within all CPG shelters.

[CPG-885] (U) The CPG **shall** provide occupant control of the temperature within the CPG shelters.

### 3.2.3.5 (U) Non-CPG Equipment

[CPG-887] (U) The CPG **shall** provide a protected environment for all internally housed equipment that is not part of the CPG Prime Item.

### 3.2.4 (U) Subsystem Quality Factors

#### 3.2.4.1 (U) Reliability

- [CPG-897] [REDACTED] b(3)
- [CPG-898] [REDACTED] b(3)
- [CPG-899] (U) The CPG airborne equipment shall operate not less than 30 days without scheduled maintenance.

#### 3.2.4.2 (U) Maintenance Control

- [CPG-901] (U) The CPG shall enable the maintainer, through an integrated central control, to:
- a. (U) access maintenance information to include error detection, fault isolation, prime item operational health and diagnostics, CPG-level repair, logging, and prognostics
  - b. (U) conduct maintenance actions to include diagnostics, b(3), initiate a repair action, initiate failover/recovery
  - c. (U) access and display IETM material relevant to the component being assessed or selected maintenance action.
- [CPG-905] (U) The CPG shall maintain and record logs for maintenance events to include:
- a. b(3)
  - b. (U) fault detections
  - c. (U) fault isolation actions
  - d. (U) repair actions taken and information
  - e. (U) system operational health
- [CPG-911] (U) The CPG shall detect all mission critical failures using a combination of b(3) b(3)
- [CPG-912] (U) The CPG shall enable the operator to access the system failover/recovery capabilities necessary to support mission critical functions.
- [CPG-913] (U) The CPG shall enable the operator to access and initiate radar maintenance functions.
- [CPG-914] (U) The CPG shall display results of operator initiated radar diagnostics.

#### 3.2.4.3 (U) Fault Detection and Isolation

- [CPG-916] (U) The CPG shall meet all operational performance requirements as described in this document, section titled *Performance Characteristics*, when the execution of b(3) is enabled.
- [CPG-917] (U) The CPG shall include b(3) monitoring functions as they exist in the GFE and Commercial Off-the-Shelf (COTS) hardware.
- [CPG-918] (U) The CPG shall enable execution of available b(3)
- [CPG-919] (U) The CPG airborne equipment shall b(3) and report results when commanded.
- [CPG-920] (U) The CPG, prior to the execution of b(3)
- [CPG-921] (U) The CPG shall alert the operator if a fault condition is detected by b(3)
- [CPG-922] (U) The CPG shall continue to meet mission critical functions as described in this document, section titled *Performance Characteristics*, independent of b(3)



[CPG-923] [REDACTED] b(3)

[CPG-924] (U) The CPG shall enable the operator to initiate fault isolation diagnostics on CPG subsystems.

[CPG-925] [REDACTED] b(3)

#### 3.2.4.4 (U) Repair

[CPG-927] [REDACTED] b(3)

[CPG-928] [REDACTED] b(3)

[CPG-929] (U) The CPG shall be compatible with standard Army Automatic Test Equipment (ATE).

[CPG-930] (U) CPG integrated maintenance shall require no more than a single data entry of repair action information.

#### 3.2.4.5 (U) Prognostics

[CPG-932] (U) The CPG shall collect data that can be used for prognostics from the CPG, the associated Platform, and the associated radar.

[CPG-933] [REDACTED] b(3)

[CPG-934] (U) The CPG shall alert the operator to impending faults and failures of components resulting from the predictions of the prognostic functions.

[CPG-935] (U) The CPG shall enable the operator to display system prognostic data.

### 3.2.5 (U) Environmental Conditions

#### 3.2.5.1 (U) Natural Environments

##### 3.2.5.1.1 (U) Temperature

[CPG-939] (U) The CPG, while operational, shall meet the performance requirements specified in this document, sections titled *Performance Characteristics and Subsystem Quality Factors*, during exposure to an ambient temperature range from -40° to +49°C (Mean Sea Level). Temperature as a function of altitude is provided in Reference [19], Appendix F.

[CPG-940] (U) The CPG, while operational, shall meet the performance requirements specified in this document, sections titled *Performance Characteristics and Subsystem Quality Factors*, after exposure to an ambient temperature range from -46° to +71°C while configured for storage or transport, with the allowance of environmental kits and procedures for temperature extremes.

##### 3.2.5.1.2 (U) Relative Humidity

[CPG-942] (U) The CPG, while operational, shall meet the performance requirements specified in this document, sections titled *Performance Characteristics and Subsystem Quality Factors*, during exposure to a relative humidity range from 3% to 100% non-condensing.

[CPG-943] (U) The CPG, in an appropriate operational mode, shall meet all performance requirements specified in this document, sections titled *Performance Characteristics and Subsystem Quality Factors*, after exposure, while in the deployment, storage, or transport configurations, to a relative humidity range from 3% to 100% non-condensing.

### 3.2.5.1.3 (U) Rain

[CPG-945] [REDACTED] b(3)

[CPG-946] [REDACTED] b(3)

### 3.2.5.1.4 (U) Hail

[CPG-948] (U) The CPG, excluding GFE, **shall** survive during exposure to hail up to one-half inch in diameter while operational.

[CPG-949] (U) While in the storage and transport configuration, the CPG **shall** be protected during exposure to hail up to one-half inch in diameter.

### 3.2.5.1.5 (U) Snow

[CPG-951] (U) The CPG, while in the Tactical state, **shall** meet all performance requirements in this document, sections titled *Performance Characteristics and Subsystem Quality Factors*, during a snow falling rate of up to 1 inch/hour.

[CPG-952] (U) The CPG, while operational, **shall** meet all Performance requirements in this document, sections titled *Performance Characteristics and Subsystem Quality Factors*, except sensor performance, to withstand a snow load of 48.9 kilograms per square meter (10 lb/ft<sup>2</sup>).

[CPG-953] (U) The CPG, while in storage and transport configurations, **shall** withstand a snow load of 97.7 kilograms per square meter (20 lb/ft<sup>2</sup>) as described in Reference [27].

### 3.2.5.1.6 (U) Salt Fog

[CPG-955] (U) The CPG, while operational, **shall** meet the performance requirements in this document, sections titled *Performance Characteristics and Subsystem Quality Factors*, when exposed to a salt atmosphere in sea locations and coastal regions. For information on salt atmospheres, see Reference [19] Appendix B.

[CPG-956] (U) The CPG, while operational, **shall** meet the performance requirements in this document, sections titled *Performance Characteristics and Subsystem Quality Factors*, after exposure to a salt atmosphere in sea locations and coastal regions while in a non-operational mode.

[CPG-957] (U) The CPG, while operational, **shall** meet the performance requirements in this document, sections titled *Performance Characteristics and Subsystem Quality Factors*, after exposure to a salt atmosphere during ocean transportation while in the transport configuration.

### 3.2.5.1.7 (U) Sand and Dust

[CPG-959] (U) The CPG, in the appropriate operational mode, **shall** meet the performance requirements in this document, sections titled *Performance Characteristics and Subsystem Quality Factors*, (degraded sensor performance during operation is permitted) when exposed to blowing dust of up to 149 micrometers (or microns) diameter in concentrations of up to  $10 \pm 7$  g/m<sup>3</sup> ( $0.3 \pm 0.2$  g/ft<sup>3</sup>) for velocities up to 8.9 m/s (17.3 knots) (32.04 km/hr).

[CPG-960] (U) The CPG, in the appropriate operational mode, **shall** meet performance requirements in this document, section titled *Performance Characteristics*, when surface equipment exposed to blowing sand for diameters in the range of 150 to 850 micrometers (or microns) diameter in concentrations of up to  $1.1 \pm 0.3$  g/m<sup>3</sup> ( $0.033 \pm 0.0075$  g/ft<sup>3</sup>) for velocities up to 29.0 m/s (56.4 knots) (104.5 km/hr).

[CPG-961] (U) The CPG, in the appropriate operational mode, **shall** meet performance requirements in this document, section titled *Performance Characteristics*, when airborne equipment exposed to blowing sand for diameters in the range of 150 to 850 micrometers (or microns) diameter in concentrations of up to 0.18 -0.0/+0.2

$\text{g/m}^3$  (0.05 -0.0/+0.0057  $\text{g/ft}^3$ ) for velocities up to 29.0 m/s (56.4 knots) (104.5 km/hr). Note: for the Tactical Mode, blowing sand does not reach operational altitude.

[CPG-962] (U) The CPG, after assembly into the appropriate operational mode, **shall** meet the performance requirements in this document, sections titled *Performance Characteristics* and *Subsystem Quality Factors*, following exposure, while in the storage and transport configurations, to blowing dust of up to 149 micrometers (or microns) diameter in concentrations of up to  $10 \pm 7 \text{ g/m}^3$  ( $0.3 \pm 0.2 \text{ g/ft}^3$ ) for velocities up to 8.9 m/s (17.3 knots) (32.04 km/hr).

[CPG-963] (U) The CPG, after assembly into the appropriate operational mode, **shall** meet performance in 3.2.1 of this document following exposure, while configured for storage or transport, to blowing sand for diameters in the range of 150 to 850 micrometers (or microns) diameter in concentrations of up to  $2.2 \pm 0.5 \text{ g/m}^3$  ( $0.06 \pm 0.15 \text{ g/ft}^3$ ) for velocities up to 29.0 m/s (56.4 knots) (104.5 km/hr).

### 3.2.5.1.8 (U) Fungus

[CPG-965] (U) The CPG **shall** be either composed of materials that inhibit the fungus growth or composed of materials which are protected from environments that would encourage fungus growth.

### 3.2.5.1.9 (U) Wind

[CPG-967] (U) The CPG, while operational, **shall** meet the performance requirements in this document, sections titled *Performance Characteristics* and *Subsystem Quality Factors*, while being subjected to steady state winds up to 73 km/hr with turbulence of 1.98 m/s rms.

[CPG-968] (U) The CPG, in any state, **shall** survive an exposure to the following steady state wind conditions:

- a. (U) up to 148 km/hr (80 knots) with turbulence of 3.05 m/s (10 ft/s) rms for airborne components
- b. (U) up to 185 km/hr (100 knots) for ground equipment

### 3.2.5.1.10 (U) Lightning

[CPG-972] (U) The CPG ground based equipment **shall** be protected while operational, during movement, and during storage from direct and indirect lightning, including Lightning Electromagnetic Pulse (LEMP), in accordance with the lightning requirements of Reference [17]. Relevant sections of Reference [26] and Reference [107] can be used for guidance.

[CPG-2482] (U) The CPG airborne equipment **shall** be protected while operational, during movement, and during storage from direct and indirect lightning which produces a maximum induced current of 145 kA, including Lightning Electromagnetic Pulse (LEMP), in accordance with the lightning requirements of Reference [17]. Relevant sections of Reference [26] and Reference [107] can be used for guidance.

[CPG-973] (U) Following a near lightning strike without equipment damage, the CPG **shall** return to the state, mode and stored configuration existing prior to the strike through a controlled restart.

## 3.2.5.2 (U) Induced Environments

### 3.2.5.2.1 (U) Vibration

[CPG-976] (U) The CPG, while operational, **shall** meet performance requirements in this document, sections titled *Performance Characteristics* and *Subsystem Quality Factors*, while being subjected to vibration levels caused by operation.

[CPG-977] (U) The CPG, while operational, **shall** meet all performance requirements in 3.2.1 *Performance Characteristics* and 3.2.4 *Subsystem Quality Factors* following exposure to vibration levels caused by normal transportation, maintenance, or storage. Transportation includes air, ground (both road and **b(3)**), and sea.

### 3.2.5.2.2 (U) Shock

[CPG-979] (U) The CPG, while operational, **shall** meet the performance requirements in this document, sections titled *Performance Characteristics and Subsystem Quality Factors*, applicable to that operational mode, while being subjected to shock levels caused during normal operation of that mode.

[CPG-980] (U) The CPG LRUs **shall** meet the performance requirements in this document, sections titled *Performance Characteristics and Subsystem Quality Factors*, after the LRUs are dropped, with drop height dependent on the LRU [REDACTED] **b(3)**

[REDACTED] **b(3)**

while packaged in their transit containers according to the applicable documentation.

### 3.2.5.2.3 (U) Transit Drop

[CPG-982] (U) After assembly into the appropriate operational configuration, the CPG fragile components **shall** meet the performance requirements in this document, sections titled *Performance Characteristics and Subsystem Quality Factors*, [REDACTED] **b(3)** while the CPG equipment is mounted in the designated ISO shelters or ISO containers for that equipment and while the CPG is in the transport configuration.

[CPG-2605] (U) After assembly into the appropriate operational configuration, the CPG non-fragile components **shall** meet the performance requirements in this document, sections titled *Performance Characteristics and Subsystem Quality Factors*, [REDACTED] **b(3)** while the CPG equipment is mounted in the designated ISO shelters or ISO containers for that equipment and while CPG is in the transport configuration.

[CPG-2551] (U) After assembly into the appropriate operational configuration, the CPG **shall** meet the performance requirements in this document, sections titled *Performance Characteristics and Subsystem Quality Factors*, [REDACTED] **b(3)** while the CPG equipment is mounted in the designated ISO shelters or ISO containers for that equipment and while CPG is in the transport configuration.

### 3.2.5.2.4 (U) Ordnance

[CPG-984] (U) The CPG **shall** contain no electrically initiated devices (EID) or electro-explosive devices (EED).

### 3.2.5.2.5 (U) Electromagnetic Environment Effects (E3)

[CPG-987] (U) The CPG **shall** control unintentional emissions using Reference [16], Figure RE102-4 Army curve as guidance.

[CPG-988] (U) The CPG ground equipment **shall** meet all performance requirements in this document, sections titled *Performance Characteristics and Subsystem Quality Factors* while protecting against spurious electromagnetic interference from other systems using Reference [16], Table V, Ground Army, as a guide.

[CPG-989] (U) Grounding and bonding on the CPG **shall** be implemented in accordance with the electrical bonding and external grounds requirements of Reference [17].

[CPG-990] (U) The combination of shelter shielding and internal enclosures/shielded cables **shall** provide [REDACTED] **b(3)** isolation from external electromagnetic radiation.

[CPG-2414] (U) The CPG, in the appropriate operational mode, **shall** meet performance requirements in 3.2.1 Performance Characteristics, and 3.2.4 Subsystem Quality Factors in the presence of intra-system radiated and conducted emissions.

[CPG-2415] (U) The CPG airborne equipment, excluding the GPS, in the appropriate operational mode, **shall** meet performance requirements in 3.2.1 Performance Characteristics, and 3.2.4 Subsystem Quality Factors in the presence of spurious in-band electromagnetic interference using Reference [16] RS103 (RE102 + 20dB). GFE must be Reference [16] compliant.

[CPG-2416] (U) The CPG airborne equipment, including the GPS, in the appropriate operational mode, **shall** meet performance requirements in 3.2. Performance Characteristics, and 3.2.4 Subsystem Quality Factors in the presence of spurious non-in-band electromagnetic interference [REDACTED] **b(3)**  
[REDACTED] GFE must be compliant with Reference [16]. Reference [19] defines the set of in-band frequencies for antenna-connected equipment.

### 3.2.5.2.6 [REDACTED] **b(3)**

[CPG-2405] [REDACTED] **b(3)**

### 3.2.5.2.7 (U) Electrostatic Discharge (ESD)

[CPG-993] (U) The CPG LRUs, or equipment cabinets as appropriate, except for GFE, **shall** meet the performance requirements in this document, section titled *Performance Characteristics*, [REDACTED] **b(3)**

(U) Note: ESD discharges directly to connector pins are not included. This only includes ESD discharges to LRUs or equipment cabinets, as appropriate.

### 3.2.5.2.8 (U) Reserved

### 3.2.5.2.9 (U) Nuclear, Biological, and Chemical (NBC)

#### 3.2.5.2.9.1 (U) Definitions

[REDACTED] **b(3)**

[REDACTED] **b(3)**

[REDACTED] **b(3)**

[REDACTED] **b(3)**

[REDACTED] **b(3)**

[REDACTED] **b(3)**

[REDACTED] **b(3)**

#### 3.2.5.2.9.2 (U) Exposure and Decontamination

[CPG-1005] (U) The CPG airborne enclosures, for the purpose of NBC protection, **shall** protect internal equipment from contamination caused by an NBC event as described in Reference [19], section titled *Nuclear, Biological, and Chemical, Definitions*.

[CPG-1006] (U) All exterior surfaces of ground based equipment **shall** be painted with Chemical Agent Resistant Coating (CARC), in accordance with Reference [29], with exterior topcoat 383 Green (color 34094 of Fed-Std-595)..

[CPG-2588] (U) All exterior surfaces of non-GFE Communications Payload airborne enclosures external to both the windscreen and the aerostat **shall** be painted with Chemical Agent Resistant Coating (CARC), in accordance with Reference [29], with exterior topcoat white (color 37875 of Fed-Std-595).

[CPG-1007] (U) The CPG **shall** be able to withstand contamination/decontamination as described herein while in the movement configuration. Items packaged in NBC protective ISO containers are protected by the containers.

[CPG-1008] (U) Transportation enclosures which are non-GFE and delivered as part of the CPG **shall** be able to withstand contamination/decontamination described herein such that it protects the equipment contained within the enclosure.

[CPG-1009] [REDACTED] b(3)

[CPG-1010] [REDACTED] b(3)

[CPG-1011] (U) The CPG, after subjection to worst case chemical and biological contamination, as specified herein, **shall** be restorable to an operational condition such that use of MOPP IV need not be continued, after being decontaminated using JLENS-specific decontamination procedures.

[CPG-1012] (U) The CPG **shall** meet all performance requirements in this document, section titled Performance Characteristics, during and following exposure to NBC contaminants while in the Tactical mode of the Operations state and in the operations configuration.

[CPG-1013] (U) The displays and equipment on the exterior of the CPG shelters **shall** be compatible with NBC protection and permit performance of mission-essential operations, communications, maintenance, re-supply, and decontamination tasks by personnel wearing cold weather/MOPP IV protective clothing, as described in Reference [10], sections titled *Operational Environment* and *Use with Individual Protective Equipment*.

[CPG-1014] (U) The CPG **shall** provide protection for personnel from the effects of NBC contamination, as described in Reference [19], section titled *Nuclear, Biological, and Chemical, Definitions*, by an Environmental Control System (ECS), equipped with an integrated Gas Particulate Filter Unit (GPFU) and through methodized use of an integral NBC protective entry vestibule in order to allow operation without MOPP IV gear during exposure.

### 3.2.6 (U) Transportability

[CPG-1016] (U) All CPG equipment external to the CCS, DPS, and SPS, in transport configuration, **shall** be packed in 8' x 8' x 20' ISO containers. ISO container sizes which differ from 8' x 8' x 20' require approval by the JLENS Government Product Manager.

#### 3.2.6.1 (U) Rail Transportation

[CPG-1018] (U) The CPG **shall** be rail transportable on [REDACTED] b(3) cars.

[CPG-1019] (U) The CPG, while operational, **shall** meet the performance requirements in this document, sections titled Performance Characteristics and Subsystem Quality Factors, after exposure to Railroad Transportation Vibrations no greater than 0.488g rms in each of the three axes as illustrated in Figure 4.

|                         |                      |
|-------------------------|----------------------|
| UNCLASSIFIED            |                      |
| Break Points            |                      |
| Frequency               | Level                |
| (HZ)                    | (g <sup>2</sup> /Hz) |
| 1                       | 0.00007              |
| 3                       | 0.002                |
| 80                      | 0.002                |
| 350                     | 0.00003              |
| g <sub>rms</sub> = 0.49 |                      |
| UNCLASSIFIED            |                      |

**UNCLASSIFIED**

**FIGURE 4. (U) Rail Transport Vibration**

[CPG-1021] (U) The CPG, while operational, **shall** meet the performance requirements in this document, sections titled *Performance Characteristics and Subsystem Quality Factors*, after being subjected to rail impact static equivalent loads no greater than 5.0 g longitudinal, 3.0 g vertical and 3.0 g lateral, incurred while in the transport configuration. This requirement applies to attachment points and bracketry.

**3.2.6.2 (U) Road Transportation**

[CPG-1023] (U) The CPG, in the transport configuration, **shall** be transportable off-road for b(3)

[CPG-1024] (U) The CPG, in the transport configuration, **shall** be transportable on highways defined in Reference [20] including an allowance for special permits where the limits for load, vibration, and shock are presented in Reference [19] Appendix E.

[CPG-1025] (U) The CPG, in the transport configuration, **shall** be transportable on secondary roads where the limits for load, vibration, and shock are presented in Reference [19] Appendix E.

[CPG-1026] (U) The CPG, in the transport configuration, **shall** be transportable on unimproved roads where the limits for load, vibration, and shock are presented in Reference [19] Appendix E. Performance expected after transport on unimproved roads is represented by the Perry Cross-Country Course No. 1. For vibration spectra profile refer to Figure 5.

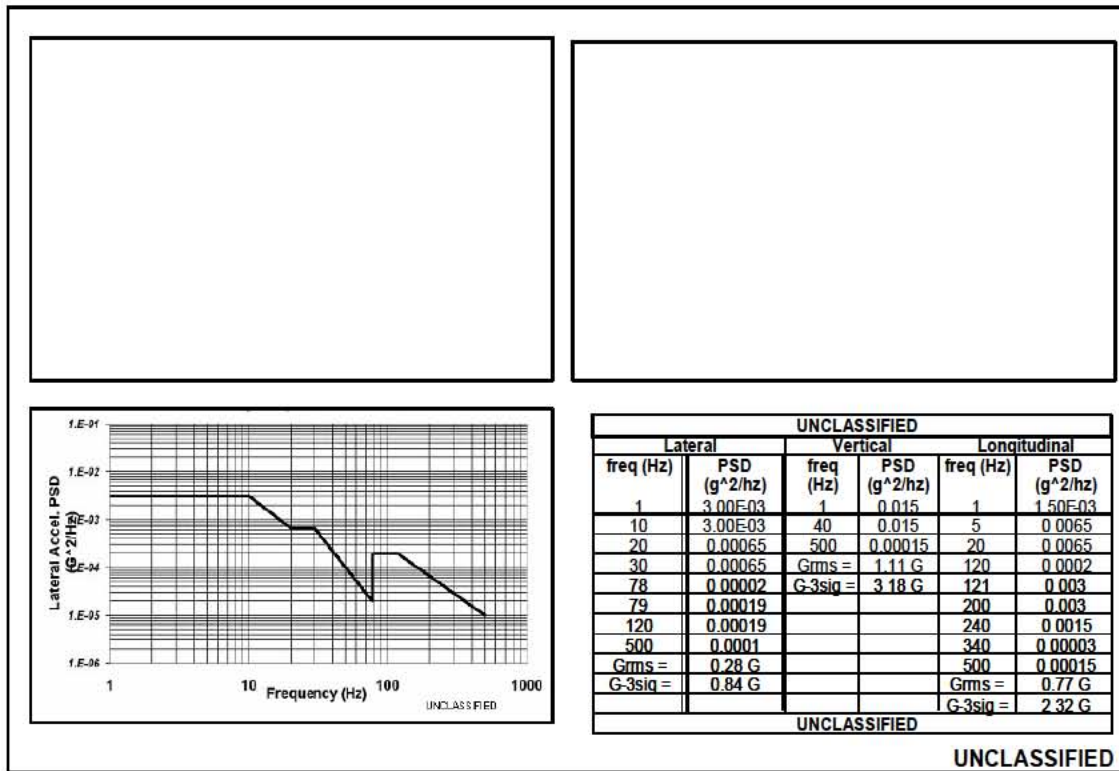


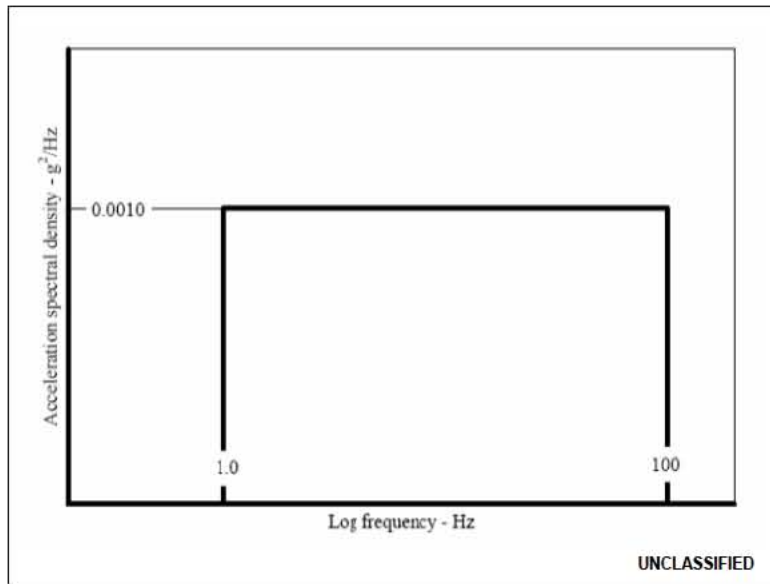
FIGURE 5. (U) Tactical Transport Vibration

### 3.2.6.3 (U) Sea Transportation

[CPG-1029] (U) The CPG shall be marine transportable in accordance with Reference [20] section titled *Water Transportation (Load on / Load off)*, where load limits and vibrations are presented in Reference [19] Appendix E.

[CPG-1030] (U) The CPG, while operational, shall meet the performance requirements in this document, sections titled *Performance Characteristics and Subsystem Quality Factors*, after exposure to the Ship Transportation vibrations no greater than 0.315 g rms longitudinal, 0.315 g rms vertical, and 0.315 g rms lateral, incurred while in the transport configuration. For vibration spectra profile refer to Figure 6.





**FIGURE 6. (U) Cargo Ship Transport Vibration**

### **3.2.6.4 (U) Air Transportation**

[CPG-1033] (U) The CPG **shall** be transportable via C-130 (except ISOs or shelters which are greater than 8 foot by 8 foot by 20 foot, in any dimension), C-5, and C-17 aircraft. The shock and vibrations experienced during C-130, C-5, and C-17 aircraft transport are presented in Reference [19] Appendix E.

[CPG-1034] (U) The CPG **shall** operate after exposure to the transportation vibration environment defined in Figures 7 and 8 for **b(3)**

| UNCLASSIFIED |                      |           |                      |
|--------------|----------------------|-----------|----------------------|
| C-130 thru H |                      | C-130 J   |                      |
| Frequency    | PSD                  | Frequency | PSD                  |
| (Hz)         | (g <sup>2</sup> /Hz) | (Hz)      | (g <sup>2</sup> /Hz) |
| 15.0         | 0.01                 | 15.0      | 0.01                 |
| 66.3         | 0.01                 | 99.5      | 0.01                 |
| 66.3         | 0.30                 | 99.5      | 0.30                 |
| 69.7         | 0.30                 | 104.6     | 0.30                 |
| 69.7         | 0.01                 | 104.6     | 0.01                 |
| 132.6        | 0.01                 | 198.9     | 0.01                 |
| 132.6        | 0.075                | 198.9     | 0.075                |
| 139.4        | 0.075                | 209.1     | 0.075                |
| 139.4        | 0.01                 | 209.1     | 0.01                 |
| 198.9        | 0.01                 | 298.4     | 0.01                 |
| 198.9        | 0.033                | 298.4     | 0.033                |
| 209.1        | 0.033                | 313.7     | 0.033                |
| 209.1        | 0.01                 | 313.7     | 0.01                 |
| 265.2        | 0.01                 | 397.8     | 0.01                 |
| 265.2        | 0.019                | 397.8     | 0.019                |
| 278.8        | 0.019                | 418.2     | 0.019                |
| 278.8        | 0.01                 | 418.2     | 0.01                 |
| 2000.0       | 0.01                 | 2000.0    | 0.01                 |

FIGURE 7. (U) C-130 Tactical Aircraft Transport

| UNCLASSIFIED   |        |
|----------------|--------|
| Break Points   |        |
| Frequency (Hz) | PSD    |
| 15             | 0.01   |
| 106            | 0.01   |
| 150            | 0.02   |
| 500            | 0.02   |
| 2000           | 0.0013 |
| Grms = 4.0     |        |
| UNCLASSIFIED   |        |

FIGURE 8. (U) C-5 and C-17 Tactical Aircraft Transport

### 3.2.6.5 (U) Transport Packaging

[CPG-1038] (U) The CPG equipment in transport configuration **shall** have lift and tie-down provisions in accordance with Reference [5].

[CPG-1039] (U) Transportation enclosures which are non-GFE and delivered as part of the Orbit **shall** protect the equipment contained within the enclosure from damage due to:

- a. (U) Temperatures extremes, as needed
- b. (U) Snow
- c. (U) Rain
- d. (U) Hail
- e. (U) Wind
- f. (U) Blowing sand
- g. (U) Lightning
- h. **b(3)**
- i. (U) NBC

as specified in section titled *Environmental Conditions* when in the transport configuration.

(U) as specified in this document section titled *Environmental Conditions* when in the transport configuration.

[CPG-1050] (U) The CPG, in the transport configuration, **shall** meet the U.S. Department of Transportation (DOT), North Atlantic Treaty Organization (NATO), and European Union (EU) Performance-Oriented Packaging (POP) standards for unrestricted highway, rail, and sea transportation.

[CPG-2606] (U) Each JLENS unique transportation fixture onto which fragile hardware is mounted **shall** be marked with special handling procedures using Reference [32] as guidance.

### **3.3 (U) DESIGN AND CONSTRUCTION**

#### **3.3.1 (U) Materials**

##### **3.3.1.1 (U) General**

##### **3.3.1.2 (U) Hazardous Materials**

[CPG-1055] (U) The CPG **shall** be designed such that components containing hazardous materials listed in the EPA-17 and Class I Ozone Depleting Substances are only utilized in compliance with the JLENS Hazardous Materials Management Plan (HMMP). Note: Reference [19] Appendix A contains the aforementioned lists.

#### **3.3.2 (U) Nameplates and Product Marking**

[CPG-1057] (U) The CPG **shall** have all equipments marked in accordance with Reference [7] for unique identification with the following provisos and exceptions.

1. (U) Provisos to this requirement are:
  - a. (U) Only hardware and software items with a unit acquisition cost no less than \$5,000.
  - b. (U) All hardware items with a unit acquisition cost less than \$5,000 when they are serially managed, mission critical, or controlled inventory items.
2. (U) Exceptions to this requirement are as specified in Reference [7] section titled Detailed Requirements subsection titled Exemptions:
  - a. (U) "COTS items marked with commercial identification (firm name, logo, part number, etc.), and which present no identification difficulty may be exempt from additional marking requirements. This exemption extends to COTS items identified on a VICD."
  - b. (U) "Parts within an assembly or a sub-assembly, that are not subject to removal, replacement, or repair or"
  - c. (U) "When parts are deemed too small for the application of complete marking in accordance with Reference [7] section titled *Machine-readable information (MRI) marking*, a logo or other abbreviated marking [will] be substituted for the design activity identification."

[CPG-1065] (U) The CPG **shall** have nameplates, labeling, and product marking in accordance with Reference [7].

#### **3.3.3 (U) Safety**

(U) Refer to 6.3 for the Safety assessment of all requirements in this document. The following assessments were applied:

- a. (U) N - No Safety Impact
- b. (U) SR - Safety Related Requirement
- c. (U) SC - Safety Critical Requirement

### 3.3.3.1 (U) Personnel Safety

#### 3.3.3.1.1 (U) General Safety

[CPG-1073] (U) The CPG **shall** comply with the applicable portions of Reference [9] *Guidelines on Personnel Hazards, Flammability, and Electrical Overload Protection*.

[CPG-1074] (U) The CPG **shall** allow the system to perform a function which inherently increases Mishap Probability only if one of the following conditions is satisfied:

a. (U) all relevant pre-requisite safety checks are passed prior to performing the potentially hazardous function, or

b. (U) the safety checks have been explicitly overridden.

[CPG-1077] (U) The CPG **shall** have emergency lighting capability upon power failure.

[CPG-1078] (U) The CPG **shall** have a second egress capability.

[CPG-1079] (U) The CPG **shall** have lift points that are clearly labeled.

[CPG-1080] (U) The CPG **shall** have floor surfaces and stair and step trades that provide non-slip characteristics.

[CPG-1081] (U) The CPG **shall** have a configuration that prevents equipment from tipping over or falling on personnel performing operations, maintenance, or training tasks.

[CPG-1082] (U) The CPG **shall** use self sealing connectors for coolant lines to reduce the likelihood of coolant leakage during CPG operation and maintenance as appropriate.

[CPG-1083] (U) The CPG **shall** have danger and caution signs, labels, tags, and markings to warn of specific voltages, current, thermal, or physical hazards including:

a. (U) Color code per Reference [100]

b. (U) For potentials between 70 and 500 Volts, display "WARNING" sign and list maximum voltage

c. (U) For potentials in excess of 500V, display the "DANGER" and "HIGH VOLTAGE" signs and list maximum voltage

d. (U) Microwave or RF radiation warning signs, labels, or tags should be in accordance with Reference [102], Reference [103], or Reference [104].

[CPG-1088] (U) The CPG **shall** limit acoustic noise levels in accordance with Reference [21], *Steady-State Noise, Personnel Occupied Areas*. Hearing protection may be used to reduce the levels.

[CPG-1089] (U) The CPG **shall** transition to a safe state upon completion of a hazardous condition.

[CPG-1090] (U) If hardware safety interlocks are to be utilized by the CPG, the interlocks **shall** not be overridden by software.

[CPG-1091] (U) The CPG interlocks **shall** be self-resetting.

#### 3.3.3.1.2 (U) Electrical Safety

[CPG-1093] (U) The CPG **shall** have a means to reduce the voltage at test points to less than 300V if the potential to be measured is in excess of 300V peak.

[CPG-1094] (U) The CPG assemblies which contain circuits operating at potentials in excess of 500V **shall** be completely enclosed with any access covers and plates equipped with non-bypassable interlocks that activate to shut down power.

[CPG-1095] (U) The CPG **shall** have at least 3 barriers, to preclude accidental contact under all conditions of operation and maintenance, for all potentials between 30V and 500V.

[CPG-1096] (U) The CPG high voltage circuits containing capacitors which store more than 0.25 joules **shall** have discharging devices unless they discharge to 30V or less within 2 seconds after power removal for maintenance purposes. Note: This does not apply to batteries.

[CPG-1097] (U) The CPG **shall** have external conductive surfaces of equipment housing hazardous voltages grounded to a common static and safety ground point.

[CPG-1098] (U) The CPG **shall** have catastrophic hazards mitigated by at least three barriers one of which must be a fail-safe device. Fail-safe device, barrier, and critical hazard are defined in Reference [28].

[CPG-1099] (U) The CPG **shall** have critical hazards mitigated by at least two barriers, one of which must be a fail-safe device.

[CPG-1100] (U) The CPG **shall** have visible markings for LRUs sensitive to Electrostatic Discharge (ESD).

[CPG-1101] (U) The CPG **shall** prevent shorting of circuits carrying more than 25A. Appropriate means may include guards and warning labels.

[CPG-1102] (U) The CPG **shall** have Ground Fault Circuit Interrupters (GFCI) for all external outlets.

[CPG-1103] (U) External connectorized power sources (greater than 30V) provided by the CPG **shall** be either GFCI or interlocked. The order of precedence is:

- a. (U) Hardwired with metallic conduit or shielded cable with GFCI
- b. (U) GFCI if maximum threshold is more than 20mA
- c. (U) Fail-safe interlock

[CPG-1107] (U) The CPG interlocks **shall** be fail-safe.

[CPG-1108] (U) The CPG **shall** ensure that powered ends of connectors are protected from accidental contact.

[CPG-1109] (U) The CPG equipment **shall** have exposed external metallic parts, surfaces, and shields, exclusive of antenna and transmission line terminals, at ground potential during normal operation as suggested in Reference [9], Guideline 1, *Ground*.

[CPG-1110] (U) The CPG **shall** have a point on all electrically conductive chasses that will serve as the common tie point for static and safety grounds using Reference [9], *General Guidelines for Electronic Equipment*, Guideline 1, *Ground*.

[CPG-1111] (U) The CPG equipment **shall** have connectors which preclude the mismatching of cables in a manner which would cause malfunction, damage to equipment or hazard to personnel. Where design considerations require plug and receptacles of similar configuration in close proximity, the mating plugs and receptacles should be suitable coded or marked to clearly indicate the mating connectors.

### **3.3.3.1.3 (U) Mechanical Safety**

[CPG-1113] (U) The CPG **shall** have a combination of procedures, guards, and safety devices to preclude contact with moving mechanical parts such as gears, fans, and belts during operation and maintenance.

[CPG-1114] (U) The CPG **shall** have an interlock which disables mechanical motion of the CPG ECS during maintenance.

[CPG-1115] (U) The CPG equipment **shall** have door or hinged covers that are provided with stops to hold them open as appropriate.

[CPG-1116] (U) The CPG **shall** have physical guards to prevent inadvertent exposure of personnel to surface temperatures outside the maximum/minimum (Reference [10], section titled *Thermal Contact Hazards Table XXI*, or less than 0 degrees Celsius) except for surface temperatures induced by climactic environment.

### **3.3.3.1.4 (U) Fire Safety**

[CPG-1118] (U) The CPG shelters **shall** have fire extinguishers, smoke alarms, and carbon monoxide detectors.

[CPG-1119] (U) The CPG UPS batteries **shall** not vent flammable gas when a single failure occurs.

#### **3.3.3.1.5 (U) Hazardous Materials**

[CPG-1121] (U) The CPG **shall** vent battery enclosures to prevent the buildup of flammable gas, as appropriate.

[CPG-1122] (U) The CPG **shall** have no radioactive materials which are defined by the Nuclear Regulation Commission that have greater than 0.002 microcuries per gram or activity per item equals or exceeds 0.01 microcuries.

#### **3.3.3.1.6 (U) Electromagnetic Safety**

[CPG-1124] (U) The CPG **shall** have provisions to protect personnel and fuel against the hazards of electromagnetic radiation using Reference [106].

#### **3.3.3.1.7 (U) Emergency Power Shutdown**

[CPG-1126] (U) The CPG **shall** provide local emergency power shutdown capability at manned locations and shelters.

#### **3.3.3.2 (U) Software Safety**

[CPG-1128] (U) The CPG **shall** ensure that safety critical functions execute to completion, barring loss of power. Exiting a safety critical function gracefully can be considered executing to completion.

[CPG-1129] (U) The CPG **shall** display an indication of the occurrence of an exception that terminates a CPG operational sequence containing a safety critical function.

[CPG-1131] (U) The CPG **shall** validate the contents of software executables prior to execution and data files prior to use.

[CPG-1132] (U) The CPG **shall** enable the operator to cancel a safety critical function or software function causing a hazardous condition with a single action. The single action may consist of pressing two keys, buttons, or switches simultaneously.

[CPG-1133] (U) The CPG **shall** verify correct transfer of safety critical messages. Verification includes providing acknowledgements, performing cyclic redundancy checks, and checking message protocol formats.

#### **3.3.3.3 (U) Hardware Safety**

[CPG-1135] (U) The CPG **shall** have over temperature detection devices to mitigate overheating hazards that result in damage to the equipment over \$1M.

### **3.3.4 (U) Human Engineering**

#### **3.3.4.1 (U) Anthropometrics**

[CPG-1138] (U) The CPG **shall** have reach access for inserting, adjusting, and/or removing a unit or assembly as specified in Reference [10], section titled *Physical Access*.

[CPG-1139] (U) The CPG replacement units, assemblies, and connectors **shall** meet the insertion, removal, and grip force requirement in Reference [10], section titled *Design for Maintainability*.

[CPG-1140] (U) The CPG **shall** have visual access for corrective and preventative maintenance tasks as specified in Reference [10], section titled *Visual Access*.

[CPG-1141] (U) The CPG **shall** have access openings and clearance dimensions for inserting, adjusting, and/or removing a unit or assembly as specified in Reference [10], section titled *Physical Access*.

[CPG-1142] (U) The CPG units and assemblies **shall** be configured for removal, carry, and replacement as specified in Reference [10], section titled *Weight*.

[CPG-1143] (U) The CPG **shall** have work areas and equipment that accommodate a soldier population that ranges in stature from the 5th percentile female to the 95th percentile male as specified in Reference [10], sections titled *Physical Accommodation and Workspace Design*.

[CPG-1144] (U) The CPG **shall** have workstations, controls, indicators, and Graphical User Interfaces that are mounted for seated operations as specified in Reference [10], section titled *Seated Operations*.

### 3.3.4.2 (U) Environmental Control Systems

[CPG-1146] (U) The CPG **shall** provide a controlled environment that meets the temperature range, humidity range, and ventilation requirements, for operators and operation of all installed equipment within the CPG in accordance with Reference [10], sections titled *Heating, Air Conditioning, Humidity, and Ventilation*.

### 3.3.4.3 (U) Human-to-Machine Interfaces

[CPG-1148] (U) The CPG **shall** have human-to-machine interfaces with state-of-the-art computer and display technology, excluding GFE. This requirement does not apply to non-CPG items that the CPG houses such as the Flight Director Platform software and SDP.

### 3.3.4.4 (U) Displays, Controls, Signals, and User Interfaces

[CPG-1150] (U) The CPG **shall** have controls using the guidance of Reference [10], section titled *Controls*.

[CPG-1151] (U) The CPG **shall** present alerts and rejects using the guidance of Reference [10], section titled *User-Computer Interface*.

[CPG-1152] (U) The CPG **shall** present visual displays using the guidance of Reference [10], section titled *Visual Displays*.

[CPG-1153] (U) The CPG **shall** have identifications, labels, legends, signs, and warnings using the guidance of Reference [10], section titled *Labeling*, and Reference [103].

## 3.3.5 (U) Information Assurance and System Security

### 3.3.5.1 (U) Security Design and Configuration

[CPG-1156] (U) The CPG **shall** use Approved Information Assurance (IA) products or IA-enabled products for all information system security functions. Approved products are those which have been evaluated by the NSA or in accordance with NSA-Approved processes.

[CPG-2501] (U) The CPG **shall** incorporate the security principle of least privilege.

[CPG-1169] (U) The CPG **shall** incorporate identification, authentication, and access controls.

[CPG-2500] [REDACTED] b(3)

[CPG-2505] (U) The security support structure of the CPG **shall** be isolated. Means of isolation may include the use of partitions and/or domains that control access to and integrity of hardware, software, and firmware that perform security functions.

### 3.3.5.2 (U) Enclave and Computing Environment

[CPG-1161] [REDACTED] b(3)

[CPG-2585] [REDACTED] b(3)



[CPG-2507] [REDACTED] b(3)

[CPG-2589] [REDACTED] b(3)

[CPG-1162] [REDACTED] b(3)

(U) The CPG **shall** deploy host-based intrusion detection systems for medium or high risk operator-interactive applications, except where tactical system performance would be degraded or Army-approved solutions are not available.

[CPG-1172] (U) The CPG **shall** protect against compromising emanations using the design guidelines of NSTISSAM TEMPEST 2-95A.

[CPG-1164] (U) The CPG **shall** implement virus protection for all servers, workstations, and mobile computing devices.

### 3.3.5.3 (U) Enclave Boundary Defense

[CPG-1165] (U) The CPG **shall** incorporate boundary defense mechanisms. [REDACTED] b(3)

### 3.3.5.4 (U) Physical and Environmental

[CPG-1168] (U) The CPG **shall** implement locks and alarms for the protection of classified information systems in accordance with the appropriate level of classification. Information systems include processing and communications equipment.

### 3.3.5.5 (U) Processing Enclave

[CPG-1157] (U) The CPG **shall** provide an enclave for unclassified information.

[CPG-1158] (U) The CPG **shall** provide an enclave for classified information.

### 3.3.5.6 (U) Unauthorized Access

[CPG-1171] [REDACTED] b(3)

[CPG-2418] (U) The CPG **shall** provide the interface to allow the operator to command the associated radar to [REDACTED] b(3)

[CPG-2398] [REDACTED] b(3)

### 3.3.5.7 (U) Automatic Configuration Checks

[CPG-1177] (U) The CPG **shall** perform configuration checks during system initialization. Note: Configuration checks are performed on the hardware to validate that the interface, network, data storage, and processing related items are present and operational.

[CPG-2578] (U) The CPG **shall** perform configuration checks during the system initialization of the loaded software [REDACTED] b(3)

[CPG-2452] (U) The CPG **shall** perform system configuration checks during an orderly system shutdown.

[CPG-1179] (U) The CPG **shall** alert the operator upon completion of configuration checks and display the configuration check results of the CPG, associated radar, and the Platform.

[CPG-1180] (U) The CPG **shall** enable the operator to manually acknowledge the configuration checks results of the CPG, the Platform, and the associated radar.

[CPG-1178] (U) Prior to transitioning the system to Tactical mode, The CPG **shall**

a) have received a pass on all hardware and software configuration checks or

b) have received an operator over-ride to hardware and software configuration checks that have not all passed.

[CPG-1181] (U) The CPG **shall** create and maintain a log which includes the results of the configuration checks for the CPG, the associated Platform, and the associated radar.

[CPG-1182] (U) The CPG **shall** record hardware and software configuration data to the configuration log.

### **3.3.6 (U) Government Furnished Property Usage**

### **3.3.7 (U) Computer Resource Reserve Capacity**

[CPG-1185] (U) The CPG subsystems **shall** be designed with 50% data processing reserves for computer throughput and computer memory.

#### **3.3.7.1 (U) Computer Hardware**

[CPG-1190] (U) The CPG **shall** have non-volatile data storage devices with removable media.

[CPG-1191] (U) The CPG classified data storage media **shall** be removable with the use of standard tools or standard equipment.

#### **3.3.7.2 (U) Computer Hardware Resource Utilization**

#### **3.3.7.3 (U) Computer Software**

[CPG-1194] (U) The CPG, excluding GFE, **shall** receive and forward IPv6 packets, and interface with other systems and protocols in accordance with Reference [8].

### **3.3.8 (U) Interchangeability**

[CPG-1196] (U) The CPG CCS **shall** be interchangeable between the SuS and the FCS.

[CPG-1197] (U) The CPG airborne equipment **shall** be interchangeable between the SuS and the FCS.

## **3.4 (U) DOCUMENTATION**

[CPG-1199] (U) The CPG design **shall** comply with the applicable information technology standards contained in the DoD Information Technology Standards Registry (DISR).

## **3.5 (U) LOGISTICS**

### **3.5.1 (U) Supply**

### **3.5.2 (U) Maintenance**

[CPG-1205]  **b(3)**

### 3.5.3 (U) Vehicles, Shelters, and Trailers

[CPG-1207] (U) The CPG shall be designed such that standard military vehicles can be used for ground transportation.

[CPG-1208] (U) The CPG shall be designed to use standard military vehicles, shelters, and trailers unless the government approves justification for non-military equipment.

### 3.5.4 (U) Lifting and Handling Equipment

[CPG-1210] (U) The CPG shall be designed such that standard military vehicles can be used for handling.

[CPG-1211] (U) The CPG shall be designed to use military lifting and handling equipment, unless the government approves justification for non-military equipment.

### 3.5.5 (U) March Order and Emplacement

[CPG-1213] [REDACTED] b(3)

[CPG-1214] [REDACTED] b(3)

## 3.6 (U) PERSONNEL

### 3.7 (U) SUBSYSTEM CHARACTERISTICS

(U) The CPG contains the major software and hardware subsystems listed below and described in the following sections. 6.3 provides the allocation of the CPG requirements to these subsystems.

#### (U) Software Subsystems

- (U) Mission Support
- (U) Mission Operations
- (U) Display and Process Manager
- (U) Embedded Training (ET)
- (U) Health Management System (HMS)

#### (U) Hardware Subsystems

- (U) Communication and Control Station
- (U) Data Processing Station
- (U) Signal Processing Station
- (U) Communications Payload

(U) The hardware subsystems consist of the six (6) critical items listed below

- (U) Communications and Control Station (CCS) Shelter
- (U) Data Processing Station / Signal Processing Station (DPS/SPS) Shelter
- (U) CPG Environmental Control System(ECS)
- (U) Power Subsystem (PWR)
- (U) Communications, Networks, and Processors (CNP)

- (U) Communications Payload (CP)

### **3.7.1 (U) Software Subsystems**

#### **3.7.1.1 (U) Mission Support (MS)**

(U) The MS function of the CPG exchanges, generates, and displays mission planning and situational awareness data such as the air and ground pictures, tactical data, and terrain information. The MS also collects, maintains, and displays JLENS status information. Other functions of the MS include initiating diagnostic tests, display of diagnostic results and system alerts, and management of system parameters.

#### **3.7.1.2 (U) Mission Operations (MO)**

(U) The MO function of the CPG supports real-time tactical operations. MO integrates external network (Link-16/JRE, CEC, and IBS; and ABCS via MS) data with local radar data and operator-entered data to develop the Integrated Air and Ground Picture (IAGP). The MO function supports tactical data exchange of the IAGP with Link-16/JRE, and uses Link-16 to communicate with HEU(EO). It also provides the IAGP to the MO operator and the MS Subsystem and enables the MO operator to control and task the JLENS radars.

(U) A primary responsibility of the MO function is to ensure the SuR and FCR resources are utilized to maintain the required tracking and engagement support in a prioritized manner. The MO provides MO, Link-16/JRE, IBS, and CEC status to MS.

(U) The MO function also delivers configuration data to the SuR and FCR to support operations under the geographic and environmental conditions at the emplacement site.

For <topic>, refer to Appendix B.

#### **3.7.1.3 (U) Display and Process Manager (DPM)**

(U) The Display and Process Manager (DPM) function provides top-level control of the classified processing environment. It controls workstation access, provides software control of display utilization, initiates and terminates processes for other Software Items (SIs), and controls and provides data recording and archiving for the CPG and radar. The DPM includes the Display Command Processor (DCP), which provides a maintenance and administrative interface to the radar through a web browser interface.

#### **3.7.1.4 (U) Embedded Training (ET)**

(U) The CPG Embedded Training (ET) mainly consists of the JLENS All-software SuR/PTIR Emulation in Real-time (JASPER) with additional models and interfaces to support operator proficiency training. ET is used to support operator-in-the-loop Distributed Interactive Simulation (DIS) and High Level Architecture (HLA) simulation exercises in a distributed environment. ET provides real-time emulation of the SuR and FCR, which are modeled separately. The two models share common code, but are run independently with no interfaces between them. Significant differences include FCR model capabilities for cued search, identification, radar resource scheduling, and engagement support.

(U) ET may be used to drive the CPG processing functions in place of the SDP. ET can interoperate with the Mission Operations and Mission Support software subsystems of the CPG in order to support test and training activities.

#### **3.7.1.5 (U) Health Management System (HMS)**

(U) The Health Management System (HMS) function provides health, status, and prognostics assessment for the JLENS system. HMS collects, maintains, and displays JLENS status information. Other functions of the HMS include initiating diagnostic tests, display of diagnostic results, and system alerts.

### **3.7.2 (U) Hardware Subsystems**

(U) CPG hardware subsystems include the CCS, the SPS (SuS only), the DPS, and the CP. The CCS and DPS are each housed within a standard, non-expandable, ISO-sized military shelter. The ISO shelter supports the use of standard lifting, handling, and securing methods for land (including rail), air (C-130, C-5, C-7 aircraft), and sea transportation. The shelter is capable of Road March via wheeled vehicles over primary and secondary roads, as well as off-road movement, using Reference [20] as a guide. The shelters also have Nuclear, Biological, and Chemical (NBC) warfare protection systems and camouflage netting to reduce the risk of detection.

(U) Communications, network, and processor components reside mostly within the CCS. These components provide capabilities such as operator voice communications via intercom between the CCS and other ground-based shelters, and communications over external links. They also provide the connectivity for computational resources internal to the CCS and the interfaces to the DPS, SPS, and CP.

#### **3.7.2.1 (U) Communication and Control Station (CCS)**

(U) The CCS is a ground-based station that provides a protected environment for equipment, operator stations, and operations personnel within the JLENS system. The CCS also contains storage for gear and classified removable data. The CCS is a human-occupied shelter where the primary coordination and system functions are performed.

(U) The CCS provides:

- a. (U) A protected environment to optimize human performance for the 5th to 95th percentile of Army personnel for extended operations. e.g., space, air conditioning, heat, NBC protection. The controlled environment is provided by the environmental control system (ECS), which is primarily a ground-located Heating/Ventilation/Air Conditioning (HVAC) unit;
- b. (U) Three operator stations to support Mission Operations, Mission Support, and Flight Director functions;
- c. (U) A site security position that includes a table and seating arrangement for an operator using portable equipment for short periods of moderate activity;
- d. (U) Storage for soldier gear (e.g., MOPP IV, weapons, jackets, helmets);
- e. (U) Secure storage for classified removable media and/or data without the use of tools or special equipment;
- f. (U) Structural integrity to prevent equipment damage due to shock or vibration stress and temperature extremes; and
- g. (U) A power distribution system that provides protected power circuit distribution to equipment within the shelter, as well as an Uninterrupted Power Supply (UPS) for general racks in the CCS.

(U) CCS software performs six (6) major functions: assembling the composite air picture; providing composite target identification support; providing engagement support; performing threat prioritization; performing radar management; and monitoring and controlling the system. The CCS distributes data to external subscribers such as other CEC nodes, weapon systems, and command centers.

#### **3.7.2.2 (U) Data Processing Station (DPS)**

(U) The DPS is a ground-based station that houses the SDP, which is part of the SuR or FCR PI. The DPS, like the CCS, provides a protected environment for equipment and maintenance personnel within the JLENS system. The main components of the DPS are high power signal data processors, data recording hardware, and environmental control systems. The ECS in the DPS are sized for use with the radar equipment. The DPS is normally unmanned, except during repair or maintenance.

(U) The DPS provides:

- a. (U) A protected environment to support equipment operational requirements and short-term human inhabitation for maintenance and repair activity;

- b. (U) Housing for an SDP;
- c. (U) A High Speed Data Recording system with battery back-up;
- d. (U) Interfaces to an ECS, which provides heating and cooling to the DPS;
- e. (U) A power distribution system that provides protected power circuit distribution to equipment within the shelter, as well as UPSs for the data processors and for general racks in the DPS;
- f. (U) Storage for soldier gear;
- g. (U) Secure storage for classified removable media; and
- h. (U) Structural integrity to prevent equipment damage due to shock or vibration stress and temperature extremes.

### **3.7.2.3 (U) Signal Processing Station (SPS)**

(U) The SPS is a third ground-based station used in the Surveillance System which has its own unique equipment list to support the signal processing functions of the SuR. The SPS performs pre-processing of data for the DPS in the SuS. While the SPS is a hardware subsystem of the CPG, the processing equipment contained in the SPS is a part of the SuR PI.

(U) The SPS, like the CCS, provides a protected environment for equipment and maintenance personnel within the JLENS system. To enable this, the SPS is equipped to communicate via intercom to other ground-based shelters through the CPG communication, network, and processor function, and has an ECS sized for use with radar equipment.

(U) The SuR SPS provides:

- a. (U) A protected environment to support equipment operational requirements and short-term human inhabitation for maintenance and repair activity;
- b. (U) Housing for two SDPs;
- c. (U) A power distribution system that provides protected power circuit distribution to equipment within the shelter, as well as UPSs for the data processors and for general racks in the DPS;
- d. (U) Interfaces to an ECS, which provides heating and cooling to the SPS;
- e. (U) Storage for soldier gear;
- f. (U) Secure storage for classified removable media; and
- g. (U) Structural integrity to prevent equipment damage due to shock or vibration stress and temperature extremes.

### **3.7.2.4 (U) Communication Payload (CP)**

(U) The primary function of the CP is to provide reliable transport of data between the airborne and ground-based portions of the JLENS system via the tether. Information required to support ADSAM engagements and the development of a SIAP are exchanged between the CPG and external weapon systems and Battle Management, Command, Control, Communications, Computers, and Intelligence (BMC4I) nodes via the GFE radio equipment in the CP.

(U) The CP consists of the fiber-optic equipment that interfaces to the tether, the GFE radio equipment such as the MIDS radio and CEC antenna, and the optical surveillance equipment. The CP has equipment mounted on the aerostat and equipment located on the ground-based portion of the CPG. Equipment in the CP can be organized by location as the Airborne Equipment and the Ground Equipment. Airborne CP equipment includes the MIDS LVT-2 terminal, the CEC antenna, its interface and ancillary equipment, the optical surveillance equipment, and the airborne fiber-optic interface (AFOI). Ground CP equipment includes the ground fiber-optic interface (GFOI), housed in the ground-based portion of the CPG.

### **3.7.3 (U) Hardware Critical Items**

(U) The ground-based portion of the CPGs in a JLENS Orbit consists of five shelters: (1) SuR CCS, (2) SuR DPS, and (3) SuR SPS, which are associated with the SuR Aerostat Vehicle (A/V); and (4) FCR CCS, and (5) FCR DPS, which are associated with the FCR A/V.

(U) The CPG ECS is a ground-based unit that provides temperature, humidity, and air quality, controlled environments inside a standard Military Non-Expandable ISO Shelter for equipment and operations and maintenance personnel within the associated shelters.

(U) The Power Subsystem (PWR) consists mainly of the Power Entry Panel, [REDACTED] **b(3)** [REDACTED] Power Distribution Units (PDUs) in each shelter, UPS units for selected mission critical loads, and the interconnects for fault monitoring and data distribution to send status back to the CCS.

(U) The CNP Subsystem consists of elements that enable organic as well as non-organic voice and data communications, network connectivity, and computer resources required to perform CPG mission critical functions. CNP components primarily reside in the CCS.

(U) Each DPS connects to the CP via a fiber-optic interface (FOI). The CP contains the airborne components of the CPG, consisting of GFE such as the MIDS radio and CEC antenna, the AFOI, and concentrator equipment. The interface between the AFOI and GFOI is provided via the tether and ground cables from the mooring station to the DPS.

## **4 (U) VERIFICATION**

### **4.1 (U) REQUIREMENTS VERIFICATION**

(U) The Requirements Traceability and Verification Matrix (RTVM) in Table II cross-correlates each requirement with a verification method as defined in Subsection 4.2. This table also includes the test period and verification level.

### **4.2 (U) QUALITY CONFORMANCE VERIFICATION**

(U) Qualification of the CPG to ensure compliance with the requirements contained in this document will be by demonstration, test, analysis, or inspection as described in the following sections.

#### **4.2.1 (U) Demonstration**

(U) Demonstration is the verification method used to verify requirements by exercising or operating the system or a part of the system in which instrumentation or special test equipment is not required beyond that inherently provided in the system being verified. In the demonstration method, sufficient data for requirements verification can be obtained by observing functional operation of the system or part of the system. When this verification method generates data that is recorded by inherent instrumentation, inherent test equipment, or operational procedures, any analysis that must be performed using the data collected during the demonstration will employ the analysis methods of verification described in subsection 4.2.3.

#### **4.2.2 (U) Test**

(U) Test is the verification method used to verify requirements by exercising or operating the system or a part of the system using instrumentation (hardware and/or software) or special test equipment that is not an integral part of the system being verified. The test method by its nature generates data, which is recorded by the instrumentation, test equipment, or procedures. Tests are repeatable, statistically significant, and have pre-established pass/fail criteria. Analysis or review is performed on the data derived from the testing. This analysis is an integral part of the test process and should not be confused with the analysis method of verification described in subsection 4.2.3.

#### **4.2.3 (U) Analysis**

(U) Analysis consists of the examination of applicable attributes of the existing documentation, hardware, software, and recorded data to verify that requirements have been satisfied. Analysis includes verification by investigation,

mathematical analysis, simulation, and sampling the collection of measured data and observing test results with calculated, expected values to establish conformance with stated requirements. Simulation includes verification through the use of mathematical models, which replicate: 1) the operation or performance of the equipment being evaluated; 2) the threat, against which the equipment must operate; 3) the environment in which the equipment must operate; and 4) combinations of the equipment, threat, and environmental simulators.

#### **4.2.4 (U) Inspection**

(U) Inspection consists of visual examination, physical manipulation, or measurement as applicable, of documentation, hardware, or software to verify that requirements have been satisfied.

#### **4.2.5 (U) Test Period**

(U) This column contains the test period, where the requirement verification will be conducted for the purpose of sell-off of the completion of the prime item. The sell-off of the verification of a requirement at the PIDS level of verification may or may not be used at the sell-off at the System and/or the Orbit level of verification. The sell-off of the requirement at the PIDS level of verification is the criteria that will be used by System Integration for the acceptance of the prime item into the System Integration process.

(U) As part of the process of this verification activity, there will be an acceptance sign-off activity in the post-test review meeting signifying that the requirement is verified. If there are analysis data that must be examined prior to sign-off, a post analysis meeting will be conducted to review and sign-off the analysis and acceptance of the completed verification.

#### **4.2.6 (U) Verification Level**

(U) This column contains the specification level, where the requirement verification will be conducted for the purpose of sell-off of the completion of the prime item. The level may be the PIDS level, the subsystem integration level, a "thread" level, or other level within the prime item IPT test program. The levels must be defined and scheduled in the prime item development plan.



### 4.3 (U) Requirements Verification Matrix

#### (U) Requirements Verification Matrix

| UNCLASSIFIED |             |   |                     |
|--------------|-------------|---|---------------------|
| ID           | Paragraph   | Communication and Processing Group Prime Item Development Specification   | Verification Method |
| CPG-268      | 3.2.1.1.0-1 | (U) The CPG <b>shall</b> operate as part of a JLENS system (SuS or FCS) on prepared land sites as defined in Reference [19], section titled <i>Glossary</i> .   | A                   |
| CPG-269      | 3.2.1.1.0-2 | b(3)  | A                   |
| CPG-270      | 3.2.1.1.0-3 | (U) The CPG <b>shall</b> support stand-alone operation for a Surveillance System or a Fire Control System, where stand-alone means that there need not be a complementary FCS or SuS.   | T                   |
| CPG-271      | 3.2.1.1.0-4 | (U) The CPG <b>shall</b> execute operations automatically using Mission Planning and Mission Profile parameters in the following areas: <ul style="list-style-type: none"> <li>a. (U) maintain track data from multiple sources</li> <li>b. (U) process category and platform (specific type) data</li> <li>c. (U) process identification data</li> <li>d. (U) prioritize and request IFF challenging</li> <li>e. (U) associate IFF returns to system tracks</li> <li>f. (U) establish and update track priorities</li> <li>g. (U) report tracks</li> <li>h. (U) engagement support for remote weapons</li> <li>i. (U) assess operational health of the CPG, Platform, and associated radar</li> <li>j. (U) record tactical data</li> </ul> | T                   |
| CPG-281      | 3.2.1.1.0-5 | (U) The CPG <b>shall</b> alert the operator when interventions are required for automatic operations in the following areas: <ul style="list-style-type: none"> <li>a. (U) category, platform type or specific type data differences with external systems</li> <li>b. (U) identification data differences with external systems</li> <li>c. (U) priority engagement support actions</li> </ul>   | T                   |

| UNCLASSIFIED |              |  |                     |
|--------------|--------------|--|---------------------|
| ID           | Paragraph    | Communication and Processing Group Prime Item Development Specification  | Verification Method |
|              |              | d. (U) radar and communication <b>b(3)</b><br>e. (U) data recording space availability<br>f. (U) operational health failures   |                     |
| CPG-2343     | 3.2.1.1.0-6  | (U) The CPG <b>shall</b> have probability of data transfer from air to ground as defined in Appendix B.  | A                   |
| CPG-2344     | 3.2.1.1.0-7  | (U) The CPG <b>shall</b> have probability of transfer of track data within an Orbit as defined in Appendix B.  | A                   |
| CPG-2345     | 3.2.1.1.0-8  | <b>b(3)</b>  | T                   |
| CPG-2417     | 3.2.1.1.0-9  | <b>b(3)</b>  | T                   |
| CPG-288      | 3.2.1.1.0-10 | <b>b(3)</b>  | A                   |
| CPG-290      | 3.2.1.2.0-1  | (U) The CPG <b>shall</b> initialize (power-up) into a safe state.  | D                   |
| CPG-291      | 3.2.1.2.0-2  | (U) The CPG, upon power application, <b>shall</b> automatically initialize components to a point where they can accept configuration commands.   | D                   |
| CPG-292      | 3.2.1.2.0-3  | (U) Upon completed boot up, the CPG <b>shall</b> display an indication that boot up is complete along with indications of CPG processing elements faults that occurred during <b>b(3)</b>  | D                   |
| CPG-293      | 3.2.1.2.0-4  | (U) The CPG <b>shall</b> provide an access control mechanism for operator login.   | D                   |
| CPG-294      | 3.2.1.2.0-5  | (U) The CPG <b>shall</b> enable login to support the following roles: <ul style="list-style-type: none"> <li>a. (U) operator including planning, system health monitor, and radar management</li> <li>b. (U) administrator</li> <li>c. (U) maintainer</li> </ul> | D                   |
| CPG-298      | 3.2.1.2.0-6  | (U) The CPG <b>shall</b> enable operator actions based on operator type.   | D                   |

| UNCLASSIFIED |              |  |                     |
|--------------|--------------|--|---------------------|
| ID           | Paragraph    | Communication and Processing Group Prime Item Development Specification  | Verification Method |
| CPG-299      | 3.2.1.2.0-7  | (U) The CPG shall enable operator actions based on the system configuration (SuS or FCS).  | D                   |
| CPG-300      | 3.2.1.2.0-8  | (U) The CPG shall configure itself consistent with the selected radar type.  | T                   |
| CPG-301      | 3.2.1.2.0-9  | (U) The CPG shall maintain default system configuration parameters.  | I                   |
| CPG-302      | 3.2.1.2.0-10 | (U) The CPG shall conduct a controlled shutdown of the system upon operator initiation.  | D                   |
| CPG-303      | 3.2.1.2.0-11 | (U) The CPG shall provide for a safe system shutdown, whether operator initiated or automatic.   | D                   |
| CPG-305      | 3.2.1.3.0-2  | (U) The CPG shall collect, prepare, process, and analyze mission and operational planning data; build mission plans; and analyze coverage to conduct its assigned mission using rules defined by the directing C2 node. The results of these activities are used to build the details of mission profiles used to manage the associated radar.   | D, A                |
| CPG-2671     | 3.2.1.3.0-3  | (U) The CPG shall enable the operator to create, edit, save, and retrieve Mission Planning data to support JLENS operations in the absence of connectivity with HEU(FO)<br>b(3)  | T                   |
| CPG-306      | 3.2.1.3.0-4  | (U) The CPG shall enable the operator to create, edit, save, and retrieve at least b(3) Mission Planning data to include the following: <ul style="list-style-type: none"> <li>a. (U) mission designation/identification</li> <li>b. (U) airspace control measures (ACMs)</li> <li>c. (U) weapon control volumes (WCVs)</li> <li>d. (U) defended assets with priority</li> <li>e. (U) air defense elements with needed search coverage</li> <li>f. (U) areas of interest (AOI)</li> <li>g. (U) IFF mode selections and challenge controls</li> <li>h. (U) track category priorities in support of the mission</li> <li>i. (U) known hostile specific types</li> <li>j. (U) known friendly specific types</li> <li>k. (U) known neutral specific types</li> </ul> | T                   |
| CPG-318      | 3.2.1.3.0-5  | (U) The CPG shall enable the operator to review received   | T                   |

| <b>UNCLASSIFIED</b> |                  |  |                            |
|---------------------|------------------|--|----------------------------|
| <b>ID</b>           | <b>Paragraph</b> | <b>Communication and Processing Group Prime Item Development Specification</b>   | <b>Verification Method</b> |
| CPG-318             | 3.2.1.3.0-5      | messages, generate messages, transmit messages, save messages, and retrieve messages exchanged with the Higher Echelon (Force Operations) (HE(FO)) in formats in accordance with Reference [13]. This exchange supports the transfer of planning data to HE(FO).   |                            |
| CPG-319             | 3.2.1.3.0-6      | (U) The CPG <b>shall</b> display notification upon receipt of new or updated operational orders of the following types: <ul style="list-style-type: none"> <li>a. (U) Air Tasking Order (ATO)</li> <li>b. (U) Airspace Control Order (ACO)</li> <li>c. (U) Tactical Operations Data (TACOPDAT)</li> <li>d. (U) Battlefield Geometry</li> <li>e. (U) Operations Plan and/or Order Change (PLANORDCHG)</li> <li>f. (U) Order Message (ORDER)</li> </ul>  | T                          |
| CPG-326             | 3.2.1.3.0-7      | (U) The CPG <b>shall</b> display notification upon receipt of new or updated operational planning data containing the following data elements: <ul style="list-style-type: none"> <li>a. (U) Operational Plan</li> <li>b. (U) Air Defense Plan (ADP)</li> <li>c. (U) Defended Asset List (DAL)</li> <li>d. (U) Planning Periods</li> <li>e. (U) Prioritized DAL (PDAL)</li> <li>f. (U) Defense Designs</li> <li>g. (U) Defensive Tasks</li> <li>h. (U) Resources</li> <li>i. (U) Assets</li> <li>j. (U) Threats</li> <li>k. (U) Units</li> <li>l. (U) Validations</li> </ul> | T                          |
| CPG-339             | 3.2.1.3.0-8      | (U) The CPG <b>shall</b> alert the operator upon receipt of: <ul style="list-style-type: none"> <li>a. (U) Enemy Situational Awareness (ENSIT)</li> <li>b. (U) Operational Tasking Data Links (OPTASKLINK)</li> <li>c. (U) Commander's Situation Report (SITREP)</li> <li>d. (U) Request for Information (RI)</li> </ul>   | T                          |

| UNCLASSIFIED |                  |  |                     |
|--------------|------------------|--|---------------------|
| ID           | Paragraph        | Communication and Processing Group Prime Item Development Specification  | Verification Method |
|              |                  | e. (U) Response to Request for Information (RRI)<br>f. (U) Tactical Report (TACREP)  |                     |
| CPG-346      | 3.2.1.3.0-9      | (U) The CPG shall enable the operator to select and load received operational planning data and orders required for the JLENS mission into the Mission Planning database.  | T                   |
| CPG-348      | 3.2.1.3.0-10     | (U) The CPG shall provide computer and network equipment to host software for use to perform military administrative, personnel, and logistics functions. This computer equipment can be in addition to processing required for JLENS operations.  | I                   |
| CPG-349      | 3.2.1.3.0-11     | (U) The CPG shall perform terrain-based coverage analysis<br><div style="background-color: black; color: white; text-align: center; padding: 2px;">b(3)</div>  | T                   |
| CPG-350      | 3.2.1.3.0-12     | (U) The CPG coverage analysis shall enable the operator to assess communication visibility based on terrain and relative antenna height above ground level.  | T                   |
| CPG-351      | 3.2.1.3.0-13     | (U) The CPG radar coverage analysis shall enable the operator to assess areas of coverage considering the following: <ul style="list-style-type: none"> <li>a. (U) Terrain <div style="background-color: black; color: white; text-align: center; padding: 2px;">b(3)</div></li> <li>b. (U) Radar type and planned altitude</li> <li>c. (U) System is operating standalone or as part of an orbit supporting the same mission (FCS only)</li> <li>d. <div style="background-color: black; color: white; text-align: center; padding: 2px;">b(3)</div></li> <li>e. (U) Multiple track altitudes</li> <li>f. (U) Radar field of view adjusted for planned sectors with radiation state and range</li> <li>g. (U) Overlap with engagement zones of supported weapons</li> </ul> | T                   |
| CPG-2617     | 3.2.1.3.0-14     | (U) The CPG shall ensure that the SuR surveillance sectors: <ul style="list-style-type: none"> <li>a. (U) Do not overlap</li> <li>b. (U) Have uniquely assigned priorities</li> </ul>  | T, A                |
| CPG-359      | 3.2.1.3.0-15     | (U) The CPG shall provide the displays and controls necessary to accept and display military weather data.   | D                   |
| CPG-360      | 3.2.1.3.0-17     | (U) The CPG shall provide the interface to allow the operator to create mission profiles.  | D                   |
| CPG-2609     | 3.2.1.3.0-17.0-1 | (U) The CPG shall provide the interface to allow the operator to retrieve stored mission profiles.   | D                   |

| UNCLASSIFIED |               |  |                     |
|--------------|---------------|--|---------------------|
| ID           | Paragraph     | Communication and Processing Group Prime Item Development Specification  | Verification Method |
| CPG-2608     | 3.2.1.3.0-18  | (U) The CPG shall provide the interface to allow the operator to save mission profiles.  | D                   |
| CPG-2607     | 3.2.1.3.0-19  | (U) The CPG shall provide the interface to allow the operator to edit mission profiles.  | D                   |
| CPG-2643     | 3.2.1.3.0-20  | (U) The CPG shall provide storage and access <b>b(3)</b> mission profiles.   | D                   |
| CPG-372      | 3.2.1.4.1.0-1 | (U) The CPG shall enable the operator to create, edit, save, and retrieve communications equipment configuration parameters to include the following: <ul style="list-style-type: none"> <li>a. (U) MIDS radio Load File</li> <li>b. (U) GPS Setup</li> <li>c. (U) External Systems IP Addressing</li> <li>d. (U) CEC</li> <li>e. (U) TOCNET</li> <li>f. (U) Voice Radio</li> <li>g. (U) JRE SATCOM</li> <li>h. <b>b(3)</b></li> </ul>   | D                   |
| CPG-376      | 3.2.1.4.1.0-2 | (U) The CPG shall enable the operator to implement communication controls to include the following: <ul style="list-style-type: none"> <li>a. (U) Link 16 Enable/Disable and designate associated load file</li> <li>b. (U) JRE Enable/Disable</li> <li>c. (U) CEC Enable/Disable</li> <li>d. (U) ABCS Enable/Disable</li> <li>e. (U) ABCS Track Reporting Enable/Disable</li> <li>f. (U) IBS Enable/Disable and designate associated load file</li> <li>g. (U) Secure Internet Protocol Router Network (SIPRNET) Enable/Disable</li> <li>h. (U) Non-Classified Internet Protocol Router Network (NIPRNET) Enable/Disable</li> </ul> | T                   |
| CPG-384      | 3.2.1.4.1.0-3 | (U) The CPG shall enable the operator to command Emission Control (EMCON) for each of the organic GFE radios within <b>b(3)</b> Voice communications are shut down by the operator consistent with the scope of the EMCON decision.  | T                   |
| CPG-385      | 3.2.1.4.1.0-4 | (U) The CPG shall provide operator controls to establish track reporting filters for Link-16 to include the following  | D                   |

| UNCLASSIFIED |                |   |                     |
|--------------|----------------|---|---------------------|
| ID           | Paragraph      | Communication and Processing Group Prime Item Development Specification   | Verification Method |
|              |                | non-mutually exclusive criteria:<br>a. (U) geographic areas of interest<br>b. (U) track category<br>c. (U) track identity   |                     |
| CPG-2493     | 3.2.1.4.1.0-5  | (U) The CPG <b>shall</b> provide operator controls to establish track reporting filters for JRE to include the following non-mutually exclusive criteria:<br>a. (U) geographic areas of interest<br>b. (U) track category<br>c. (U) track identity  | D                   |
| CPG-2494     | 3.2.1.4.1.0-6  | (U) The CPG <b>shall</b> provide operator controls to establish track reporting filters for IBS to include the following non-mutually exclusive criteria:<br>a. (U) geographic areas of interest<br>b. (U) track category<br>c. (U) track identity  | D                   |
| CPG-2496     | 3.2.1.4.1.0-7  | (U) The CPG <b>shall</b> provide operator controls to establish track reporting filters for HE(FO) (ABCS) to include the following non-mutually exclusive criteria:<br>a. (U) geographic areas of interest<br>b. (U) track category<br>c. (U) track identity  | D                   |
| CPG-391      | 3.2.1.4.1.0-8  | (U) The CPG <b>shall</b> load communications equipment with selected configuration parameters upon operator command.  | T                   |
| CPG-392      | 3.2.1.4.1.0-9  | (U) The CPG <b>shall</b> enable the operator to direct the United States Message Text Format/Extensible Markup Language (USMTF/XML), SIPRNET Application, and Non-Classified Internet Protocol Router Network (NIPRNET) Application messages to the external connections. This is to support multiple-paths of the mission-supplied Military Satellite Communications (MILSATCOM) and/or terrestrial communications. MILSATCOM includes Ultra High Frequency (UHF), Super High Frequency (SHF), and Extreme High Frequency (EHF) Communications. Terrestrial communications include Signal Corps Communications assets (currently known as Warfighter Information Network-Terrestrial (WIN-T) Increment 1) and landlines. | T                   |
| CPG-393      | 3.2.1.4.1.0-10 | (U) The CPG <b>shall</b> enable the operator to direct JREAP messages to onboard SATCOM and to external connections. External connections support multiple-paths of the mission-supplied MILSATCOM and/or terrestrial communications.   | T                   |

| UNCLASSIFIED |               |   |                     |
|--------------|---------------|---|---------------------|
| ID           | Paragraph     | Communication and Processing Group Prime Item Development Specification   | Verification Method |
|              |               | MILSATCOM includes UHF, SHF, and EHF communications. Terrestrial communications include IP-based radios and landlines.                    |                     |
| CPG-395      | 3.2.1.4.2.0-1 | b(3)  | D                   |
| CPG-396      | 3.2.1.4.2.0-2 | b(3)  | D                   |
| CPG-397      | 3.2.1.4.2.0-3 | b(3)  | D                   |
| CPG-2469     | 3.2.1.4.2.0-4 | <p>b(3)</p> <p>a. b(3)</p> <p>b. b(3)</p> <p>c. b(3)</p> <p>d. b(3)</p> <p>b(3)</p>   | D                   |
| CPG-398      | 3.2.1.4.2.0-5 | b(3)  | A                   |
| CPG-2586     | 3.2.1.5.1.0-1 | (U) The CPG shall forward mission profile updates to the radar only when the radar is in an operational state.                            | T                   |
| CPG-403      | 3.2.1.5.1.0-2 | (U) The CPG shall send a selected mission profile within b(3) to the radar upon operator command.   | T                   |
| CPG-404      | 3.2.1.5.1.0-3 | (U) The CPG shall provide an indication when the associated radar is safe to radiate.   | T                   |
| CPG-405      | 3.2.1.5.1.0-4 | (U) The CPG shall provide an indication when the associated radar has reached the last commanded state.                                   | T                   |
| CPG-406      | 3.2.1.5.1.0-5 | (U) The CPG shall require two or more unique, sequential operator actions to initiate safety critical functions for the associated radar. | D                   |
| CPG-407      | 3.2.1.5.1.0-6 | (U) The CPG shall enable the operator to command the radar to transition between radar states.  | T                   |
| CPG-408      | 3.2.1.5.1.0-7 | (U) The CPG shall command selectable EMCON controls to the associated radar within b(3)   | T                   |
| CPG-410      | 3.2.1.5.1.0-8 | (U) The CPG shall alert the operator if both the associated   | T                   |



| UNCLASSIFIED |                |   |                     |
|--------------|----------------|---|---------------------|
| ID           | Paragraph      | Communication and Processing Group Prime Item Development Specification   | Verification Method |
|              |                | radar transponder and the Platform transponder are enabled.   |                     |
| CPG-2395     | 3.2.1.5.1.0-9  | (U) The CPG <b>shall</b> alert the operator if neither the associated radar transponder nor the Platform transponder is enabled.  | T                   |
| CPG-413      | 3.2.1.5.1.0-10 | <b>b(3)</b>   | T                   |
| CPG-414      | 3.2.1.5.1.0-11 | <b>b(3)</b>   | D                   |
| CPG-417      | 3.2.1.5.2.0-1  | (U) The SuS CPG <b>shall</b> enable the operator to command incremental reduction of peak radiated power in azimuth sectors.  | T                   |
| CPG-2684     | 3.2.1.5.2.0-2  | (U) The SuS CPG <b>shall</b> provide controls to enable the operator to prevent radiation in specified azimuth sector.  | T                   |
| CPG-419      | 3.2.1.5.3.0-1  | (U) The FCS CPG <b>shall</b> manage radar tasking to ensure that the operating limits for the reported available radar resources are not exceeded based on the following considerations: <ul style="list-style-type: none"> <li>a. (U) nominal percentage usage schedule based on available resources;</li> <li>b. (U) ability to task for limited periods of time above the nominal; and</li> <li>c. (U) account for recovery periods after overtasking</li> </ul> | T                   |
| CPG-423      | 3.2.1.5.3.0-2  | (U) The FCS CPG <b>shall</b> rebuild the radar task schedule in response to an operator action. The rebuilt schedule will account for the operator commanded action, previously commanded on-going actions, and current engagement support plans.   | T                   |
| CPG-2587     | 3.2.1.5.3.0-3  | (U) The FCS CPG <b>shall</b> command the radar to provide track update <b>b(3)</b>  | T, A                |
| CPG-428      | 3.2.1.5.3.0-4  | (U) The FCS CPG <b>shall</b> enable the operator to view an overlay showing the current FCR azimuth field of view on the situation display.   | D                   |
| CPG-429      | 3.2.1.5.3.0-5  | (U) The FCS CPG <b>shall</b> enable the operator to assess a proposed pointing adjustment by providing indications that include: <ul style="list-style-type: none"> <li>a. (U) the projected time to slew</li> <li>b. (U) projected new area of coverage</li> </ul>   | T                   |
| CPG-434      | 3.2.1.5.3.0-6  | (U) The FCS CPG <b>shall</b> recommend to the operator when an FCR pointing adjustment is necessary to address the cases of a) the radar hitting physical rotation limit, and b) aerostat motion prevents the radar from keeping PTL. The CPG   | T                   |

| UNCLASSIFIED |                |  |                     |
|--------------|----------------|--|---------------------|
| ID           | Paragraph      | Communication and Processing Group Prime Item Development Specification  | Verification Method |
|              |                | operator will take an action that balances current activities with the need to keep the FCR supporting the mission.  |                     |
| CPG-435      | 3.2.1.5.3.0-7  | (U) The FCS CPG <b>shall</b> enable the operator to command an azimuth slew to the FCR.  | T                   |
| CPG-2646     | 3.2.1.5.3.0-8  | (U) The FCS CPG <b>shall</b> require a separate operator override to perform a slew that conflicts with an engagement support plan.  | T                   |
| CPG-436      | 3.2.1.5.3.0-9  | (U) The FCS CPG <b>shall</b> display the progress of a commanded azimuth slew.   | T                   |
| CPG-437      | 3.2.1.5.3.0-10 | (U) The FCS CPG <b>shall</b> provide the interface to allow the operator to assess the current orientation of the coverage area of the FCR with regard to supporting assigned missions. The orientation assessment should consider the following items: <ul style="list-style-type: none"> <li>a. (U) Azimuth offset from planned azimuth primary threat line and sector bounds</li> <li>b. (U) Elevation offset from planned elevation center line</li> <li>c. (U) Radar field of view</li> </ul> | T                   |
| CPG-441      | 3.2.1.5.3.0-11 | (U) The FCS CPG <b>shall</b> manage radar tasks in accordance with the CPG assigned priorities.  | T                   |
| CPG-442      | 3.2.1.5.3.0-12 | (U) The FCS CPG <b>shall</b> provide tasking commands to the radar.  | T                   |
| CPG-445      | 3.2.1.6.1.0-1  | <b>b(3)</b>  | T                   |
| CPG-2399     | 3.2.1.6.1.0-2  | (U) The CPG <b>shall</b> automatically initiate system tracks on local tracks which do not correlate to existing system tracks.  | T                   |
| CPG-446      | 3.2.1.6.1.0-3  | (U) The CPG <b>shall</b> maintain the following on a per-track basis, if available: <ul style="list-style-type: none"> <li>a. (U) position and velocity</li> <li>b. (U) time associated with track validity</li> <li>c. (U) covariance data</li> <li>d. (U) identification</li> <li>e. (U) correlated IFF responses</li> <li>f. (U) air space interaction data</li> <li>g. <b>b(3)</b></li> <li>h. (U) correlated track numbers</li> </ul>   | T                   |

| UNCLASSIFIED |               |   |                     |
|--------------|---------------|---|---------------------|
| ID           | Paragraph     | Communication and Processing Group Prime Item Development Specification   | Verification Method |
|              |               | i. (U) track history, including position, identity, category, platform, and specific type information<br>j. (U) LPEs for TBMs and LCRs<br>k. (U) simulated track indicator  |                     |
| CPG-2434     | 3.2.1.6.1.0-4 | (U) The CPG <b>shall</b> maintain the level of precision for track data as provided by the track source.  | T                   |
| CPG-459      | 3.2.1.6.1.0-5 | (U) The CPG <b>shall</b> maintain the position and velocity in system coordinates based on the World Geodetic Survey (WGS)-84 earth model.  | D                   |
| CPG-2552     | 3.2.1.6.1.0-6 | (U) The CPG <b>shall</b> geodetically align the associated radar data using the location of self reporting units.   | T                   |
| CPG-2553     | 3.2.1.6.1.0-7 | (U) The CPG <b>shall</b> align the external system track data from<br>a. (U) CEC<br>b. (U) Link-16<br>c. (U) JRE<br>to the geodetically aligned radar track data.   | T                   |
| CPG-463      | 3.2.1.6.1.0-8 | (U) The CPG <b>shall</b> purge a source track from the database and reconstitute the platform type, specific type, and identification data of the remaining correlated source tracks when a drop track message is received or a track is no longer updated by the source.   | T                   |
| CPG-465      | 3.2.1.6.2.0-1 | (U) The CPG <b>shall</b> correlate and decorrelate the following in order to contribute to the Single Integrated Air Picture (SIAP):<br>a. (U) local tracks with Link-16/JRE tracks in accordance with Reference [2];<br>b. <span style="background-color: black; color: black;">[REDACTED]</span> <b>b(3)</b><br>c. (U) local tracks with CEC tracks | T                   |
| CPG-469      | 3.2.1.6.2.0-2 | (U) The CPG, upon correlation events, <b>shall</b> assess the platform type, specific type, and identification data of source tracks in a manner consistent with rules of the corresponding external links.   | T                   |
| CPG-470      | 3.2.1.6.2.0-3 | (U) The CPG, upon decorrelation events, <b>shall</b> reconstitute the platform type, specific type, and identification data of the source tracks.   | T                   |
| CPG-471      | 3.2.1.6.2.0-4 | (U) The CPG <b>shall</b> support modification of correlation threshold parameters as defined in Reference [2].  | D                   |
| CPG-2478     | 3.2.1.7.0-1   | <span style="background-color: black; color: black;">[REDACTED]</span> <b>b(3)</b>  | T                   |

| UNCLASSIFIED |               |   |                     |
|--------------|---------------|---|---------------------|
| ID           | Paragraph     | Communication and Processing Group Prime Item Development Specification   | Verification Method |
|              |               | <p style="text-align: center;">b(3)</p> <p style="text-align: center;">b(3)</p> <p style="text-align: center;">b(3)</p> <p style="text-align: center;">b(3)</p> <p style="text-align: center;">b(3)</p> <p style="text-align: center;">b(3)</p> <p style="text-align: center;">b(3)</p> <p style="text-align: center;">b(3)</p> |                     |
| CPG-2400     | 3.2.1.7.0-2   | b(3)  | T                   |
| CPG-473      | 3.2.1.7.0-3   | (U) The CPG shall exchange platform, platform activity, specific type, and identification indicators on Link-16/JRE in accordance with Reference [1]. Reference [2] provides details on Link-16 messaging.  | T                   |
| CPG-2647     | 3.2.1.7.0-4   | b(3)  | T                   |
| CPG-474      | 3.2.1.7.0-5   | (U) The CPG shall display an alert indicating a difference in track category between external and local sources that requires operator intervention.  | T                   |
| CPG-475      | 3.2.1.7.0-6   | (U) The CPG shall enable the operator to change the category, platform and/or specific type of a track.   | D                   |
| CPG-2615     | 3.2.1.7.0-7   | (U) The CPG shall exchange only unambiguous air specific types, as defined in Reference [1], to external links.   | T                   |
| CPG-2614     | 3.2.1.7.0-8   | (U) The CPG shall exchange only unambiguous air platform, as defined in Reference [1], to external links.   | T                   |
| CPG-2652     | 3.2.1.8.1.0-1 | (U) The CPG shall evaluate a local ID against the external data link ID to determine the CPG recommended reportable identification.   | T                   |
| CPG-479      | 3.2.1.8.1.0-2 | <p>(U) The CPG shall utilize the following identifications for local recommendations and exchanges with external systems:</p> <ul style="list-style-type: none"> <li>a. (U) Pending</li> <li>b. (U) Assumed Friend</li> </ul>   | T                   |

| UNCLASSIFIED |                |   |                     |
|--------------|----------------|---|---------------------|
| ID           | Paragraph      | Communication and Processing Group Prime Item Development Specification   | Verification Method |
|              |                | <ul style="list-style-type: none"> <li>c. (U) Friend</li> <li>d. (U) Unknown</li> <li>e. (U) Suspect</li> <li>f. (U) Hostile</li> <li>g. (U) Neutral</li> </ul>   |                     |
| CPG-487      | 3.2.1.8.1.0-3  | (U) The CPG <b>shall</b> recommend an air track as a Friend based on the received Precise Participant Location and Identification (PPLI) correlated with the track.   | T                   |
| CPG-2650     | 3.2.1.8.1.0-4  | (U) The CPG <b>shall</b> recommend an air track as a Friend based on the received Mode 5 IFF correlated with the track in accordance with Reference [2].  | T                   |
| CPG-488      | 3.2.1.8.1.0-5  | (U) The CPG <b>shall</b> enable the operator to set the identification of an air track.   | D                   |
| CPG-489      | 3.2.1.8.1.0-6  | <p>(U) The CPG <b>shall</b> recommend a local identification of a track, excluding Pending, factoring the input from the following identification sources:</p> <ul style="list-style-type: none"> <li>a. (U) Change Data Order in effect</li> <li>b. (U) Operator identification selection</li> <li>c. (U) PPLI correlation</li> <li>d. (U) IFF Mode 5</li> <li>e. (U) Procedural Identification</li> <li>f. (U) Order of battle correlation</li> </ul> | T                   |
| CPG-2470     | 3.2.1.8.1.0-7  | (U) The CPG <b>shall</b> allow the operator to enable/disable the air space interaction and order of battle methods for determining track identification.   | D                   |
| CPG-495      | 3.2.1.8.1.0-8  | (U) <b>b(3)</b> the FCS CPG <b>shall</b> establish an Order of Battle (OOB) identification.   | T                   |
| CPG-496      | 3.2.1.8.1.0-9  | (U) The CPG <b>shall</b> exchange identification information with Link-16/JRE and set identification in accordance with Reference [1]. This includes the use of the ID Difference Resolution Table and Track Management Messages for ID Differences and Change Data Orders detailed in Reference [2].   | T                   |
| CPG-2649     | 3.2.1.8.1.0-10 | (U) The CPG <b>shall</b> exchange <b>b(3)</b> with IBS in accordance with Reference [1] and set identification in accordance with Reference [2].  | T                   |
| CPG-2648     | 3.2.1.8.1.0-11 | (U) The CPG <b>shall</b> exchange <b>b(3)</b> with CEC in accordance with Reference [1] and set identification in accordance with Reference [2].  | T                   |

| UNCLASSIFIED |                |  |                     |
|--------------|----------------|--|---------------------|
| ID           | Paragraph      | Communication and Processing Group Prime Item Development Specification  | Verification Method |
| CPG-497      | 3.2.1.8.1.0-12 | (U) The CPG shall display an identification conflict alert if indicated by the ID Difference Resolution Table described in Reference [1] for tracks exchanged on Link-16/JRE.  | T                   |
| CPG-498      | 3.2.1.8.1.0-13 | (U) The CPG shall display an alert indicating a difference in identification between external sources and a local air track that requires operator intervention. <b>b(3)</b>   | T                   |
| CPG-500      | 3.2.1.8.2.0-1  | (U) The CPG shall correlate the system tracks with received valid local IFF responses.   | T                   |
| CPG-501      | 3.2.1.8.2.0-2  | (U) If an unambiguous correlation has been made between a system track and a local IFF response, the CPG shall update the system track data with received valid IFF responses.   | T                   |
| CPG-502      | 3.2.1.8.2.0-3  | (U) The CPG shall provide an indication when an ambiguous correlation has been determined for an IFF response received from the local radar. Ambiguous correlations occur when more than one track can be associated to a single IFF response, when more than one IFF response can be correlated to a single track or when no tracks correlate to the IFF response.  | T                   |
| CPG-503      | 3.2.1.8.2.0-4  | (U) The CPG shall exchange only unambiguous local IFF data with external units.  | T                   |
| CPG-504      | 3.2.1.8.2.0-5  | (U) The CPG shall provide the interface to allow the operator to request an IFF action by mode(s) on a selected track.   | T                   |
| CPG-505      | 3.2.1.8.2.0-6  | (U) The CPG shall automatically provide IFF interrogation requests to the local radar based on the following: <ul style="list-style-type: none"> <li>a. (U) Air Tracks that do not have an IFF unambiguous response</li> <li>b. (U) Air track is within the IFF On Line</li> <li>c. (U) IFF Modes are enabled and operating for the radar including Modes 1, 2, 3A, 3C, 4, and 5.</li> <li>d. (U) Age of the current unambiguous IFF response (local or external) is greater than an operator-selectable threshold based on mode</li> <li>e. (U) Age of the current ambiguous IFF response (local or external) <b>b(3)</b></li> <li>f. (U) IFF request prioritization</li> </ul> | T                   |
| CPG-512      | 3.2.1.8.2.0-7  | (U) The CPG shall alert the operator when a Mode 4 response of Valid or Mode 5 IFF response <b>b(3)</b>  | T                   |
| CPG-514      | 3.2.1.8.3.0-1  | (U) The CPG shall continuously assess the procedural   | T                   |

| UNCLASSIFIED |               |  |                     |
|--------------|---------------|--|---------------------|
| ID           | Paragraph     | Communication and Processing Group Prime Item Development Specification  | Verification Method |
|              |               | identification for an air track using the following sources of information: <ol style="list-style-type: none"> <li>a. (U) interaction with active ACMs within the ID Authority Area (IDAA) (including volumes, corridors, and safe velocity)</li> <li>b. (U) interaction with active origins (friendly, hostile)</li> <li>c. (U) responses to IFF/Selective Identification Feature (SIF)</li> <li>d. (U) operator-selected weights and identity thresholds</li> </ol>  |                     |
| CPG-519      | 3.2.1.8.3.0-2 | (U) The CPG <b>shall</b> assess an air track's indicators to support a local Procedural Identification using the following: <ol style="list-style-type: none"> <li>1. (U) Weight sets for volume membership               <ol style="list-style-type: none"> <li>a. (U) Friendly Origin (FO)</li> <li>b. (U) Hostile Origin (HO)</li> <li>c. (U) Prohibited Volume (PV)</li> <li>d. (U) Restricted Volume (RV)</li> <li>e. (U) Safe passage Corridor (SPC)</li> </ol> </li> <li>2. (U) Weight set for Velocity test               <ol style="list-style-type: none"> <li>a. (U) Safe Velocity (SV)</li> </ol> </li> <li>3. (U) Weight sets for IFF Challenges               <ol style="list-style-type: none"> <li>a. (U) Interrogate Friend or Foe Mode 4 (IFF M4)</li> <li>b. (U) IFF Selective Identification Features (SIF)</li> </ol> </li> </ol> | D                   |
| CPG-2651     | 3.2.1.8.3.0-3 | (U) The CPG <b>shall</b> maintain multiple weight sets and ID thresholds to support Procedural Identification assessment.  | D                   |
| CPG-2641     | 3.2.1.8.3.0-4 | (U) The CPG <b>shall</b> compare the summed weights with the maintained thresholds in order to support a Procedural Identification.  | D                   |
| CPG-520      | 3.2.1.8.3.0-5 | (U) The CPG <b>shall</b> enable the operator to select weight sets and thresholds and define the IDAA to support identification information development on tracks.   | D                   |
| CPG-2549     | 3.2.1.9.0-1   | <div style="background-color: black; color: white; text-align: center; padding: 2px;">b(3)</div> <div style="background-color: black; color: white; text-align: center; padding: 2px;">b(3)</div> <div style="background-color: black; color: white; text-align: center; padding: 2px;">b(3)</div>   | T                   |

| UNCLASSIFIED |              |   |                     |
|--------------|--------------|---|---------------------|
| ID           | Paragraph    | Communication and Processing Group Prime Item Development Specification   | Verification Method |
|              |              | c. [REDACTED] b(3)<br>[REDACTED] b(3)<br>d. [REDACTED] b(3)   |                     |
| CPG-523      | 3.2.1.9.0-2  | [REDACTED] b(3)   | T                   |
| CPG-524      | 3.2.1.9.0-3  | [REDACTED] b(3)<br>a. [REDACTED] b(3)<br>b. [REDACTED]<br>c. [REDACTED]<br>d. [REDACTED]  | T                   |
| CPG-529      | 3.2.1.9.0-4  | (U) The CPG shall assess and re-order track priority on a per track basis [REDACTED] b(3)   | T                   |
| CPG-530      | 3.2.1.9.0-5  | [REDACTED] b(3)   | T                   |
| CPG-532      | 3.2.1.10.0-1 | (U) The CPG shall report only tracks maintained by the associated radar. This prevents the system from forwarding data that may adversely affect the track picture at distant ends.               | T                   |
| CPG-533      | 3.2.1.10.0-2 | [REDACTED] b(3)   | T                   |
| CPG-534      | 3.2.1.10.0-3 | (U) The CPG shall exchange ABT data with the CEC network in accordance with Reference [1].  | T                   |
| CPG-535      | 3.2.1.10.0-4 | [REDACTED] b(3)   | T                   |
| CPG-536      | 3.2.1.10.0-5 | (U) The CPG shall exchange ABT, TBM, LCR, and SMT data with Link-16/JRE in accordance with Reference [1] and based on enabled track filters. Reference [2] provides details on Link-16 messaging. | T                   |
| CPG-537      | 3.2.1.10.0-6 | [REDACTED] b(3)   | T                   |
| CPG-2653     | 3.2.1.10.0-7 | [REDACTED] b(3)   | T                   |
| CPG-538      | 3.2.1.10.0-8 | [REDACTED] b(3)   | T                   |



| UNCLASSIFIED |               |  |                     |
|--------------|---------------|--|---------------------|
| ID           | Paragraph     | Communication and Processing Group Prime Item Development Specification  | Verification Method |
| CPG-2654     | 3.2.1.10.0-9  | b(3)   | T                   |
| CPG-539      | 3.2.1.10.0-10 | b(3)   | T                   |
| CPG-540      | 3.2.1.10.0-11 | (U) The CPG shall notify external units when a local track is dropped.   | T                   |
| CPG-2402     | 3.2.1.10.0-12 | (U) The CPG shall have latency for precision tracks as defined in Appendix B.  | T                   |
| CPG-2403     | 3.2.1.10.0-13 | (U) The CPG shall have latency for surveillance tracks as defined in Appendix B.   | T                   |
| CPG-542      | 3.2.1.11.0-1  | (U) The CPG shall provide a situation display of the integrated track picture including tracks and reference points.   | D                   |
| CPG-2497     | 3.2.1.11.0-2  | (U) The CPG shall provide a situation display of the integrated track picture to include displays or controls for:<br>a. (U) track amplification data;<br>b. (U) track history (i.e., trails, flight path, and point of origin); and<br>c. (U) situational awareness tools, such as measurement references and pointers. | D                   |
| CPG-547      | 3.2.1.11.0-3  | (U) The CPG shall enable three mission operators to display and simultaneously interact with the CPG tactical software via three operator workstations and a central display.  | D                   |
| CPG-2476     | 3.2.1.11.0-4  | (U) The CPG shall provide an indication on the situational display of the current training state during training operations.   | T                   |
| CPG-548      | 3.2.1.11.0-5  | (U) The CPG shall provide an indication on the situational display of the radiation state of the associated radar.   | T                   |
| CPG-549      | 3.2.1.11.0-6  | (U) The CPG shall display an integrated track picture of the following types:<br>a. (U) air/space tracks<br>b. (U) surface/land tracks<br>c. (U) launch point estimates<br>d. (U) reference point tracks   | T                   |
| CPG-2475     | 3.2.1.11.0-7  | (U) The CPG shall differentiate the display of Embedded Trainer tracks (simulated) from non-simulated tracks in accordance with Reference [11].  | T                   |
| CPG-554      | 3.2.1.11.0-8  | b(3)   | T                   |

| UNCLASSIFIED |               |   |                     |
|--------------|---------------|---|---------------------|
| ID           | Paragraph     | Communication and Processing Group Prime Item Development Specification   | Verification Method |
| CPG-555      | 3.2.1.11.0-9  | <p style="text-align: center;">b(3)</p> <p>a. b(3)</p> <p>b. b(3)</p> <p>c. b(3)</p> <p>d. b(3)</p> <p>e. b(3)</p> <p>f. b(3)</p>   | T                   |
| CPG-562      | 3.2.1.11.0-10 | (U) The CPG shall enable the operator to filter the display of the simulated track symbol modifier.   | T                   |
| CPG-563      | 3.2.1.11.0-11 | (U) The CPG shall enable the operator to display correlated track numbers with their track symbol.  | T                   |
| CPG-564      | 3.2.1.11.0-12 | (U) The CPG shall enable the operator to display trails for all tracks and/or a subset of tracks using the selected trail length.   | T                   |
| CPG-565      | 3.2.1.11.0-13 | (U) The CPG shall enable the operator to select a trail display length for all tracks b(3)  | T                   |
| CPG-566      | 3.2.1.11.0-14 | (U) The CPG shall enable the operator to display b(3) of a track's path.  | D                   |
| CPG-567      | 3.2.1.11.0-15 | (U) The CPG shall enable the operator to view current track amplification data on a selected track to include source track number mappings of correlated tracks.                              | T                   |
| CPG-2645     | 3.2.1.11.0-16 | (U) The CPG shall enable the operator to view current track amplification data on a selected track to include track identification and supporting data, including recommended ID.             | T                   |
| CPG-2644     | 3.2.1.11.0-17 | (U) The CPG shall enable the operator to view current track amplification data on a selected track to include track category, specific type, and platform type as well as supporting data.    | T                   |
| CPG-2498     | 3.2.1.11.0-18 | (U) The CPG shall enable the operator to view current track amplification data on a selected track to include contributing sources to CEC tracks.   | T                   |
| CPG-2499     | 3.2.1.11.0-19 | (U) The CPG shall enable the operator to view current track amplification data on a selected track which is determined by threat priority data, including threatened asset and time to asset. | T                   |
| CPG-573      | 3.2.1.11.0-20 | (U) The CPG shall enable the operator to query selectable display objects for attribute data.   | D                   |
| CPG-574      | 3.2.1.11.0-21 | (U) The CPG shall have a measurement reference (e.g., range rings, ruler, grid toggle) for items on the situational display.  | D                   |

| UNCLASSIFIED |               |   |                     |
|--------------|---------------|---|---------------------|
| ID           | Paragraph     | Communication and Processing Group Prime Item Development Specification   | Verification Method |
| CPG-575      | 3.2.1.11.0-22 | (U) The CPG <b>shall</b> enable the operator to initiate a pointer exchange, including text, with external systems on Link-16/JRE.  | T                   |
| CPG-576      | 3.2.1.11.0-23 | (U) The CPG <b>shall</b> enable the operator to display and clear pointers received from external systems on Link-16/JRE.   | T                   |
| CPG-577      | 3.2.1.11.0-24 | The CPG <b>shall</b> provide an interface to allow the operator to selectively display: <ul style="list-style-type: none"> <li>a. (U) radiation control sectors with corresponding radiation state,</li> <li>b. (U) radar field of view,</li> <li>c. (U) search regions of interest,</li> <li>d. (U) supported weapon systems engagement coverage,</li> <li>e. (U) initialization data, and</li> <li>f. (U) system status information.</li> </ul> | D                   |
| CPG-582      | 3.2.1.11.0-25 | (U) The CPG <b>shall</b> enable the operator to display the relative track priority list.   | T                   |
| CPG-583      | 3.2.1.11.0-26 | (U) The FCS CPG <b>shall</b> enable the operator to display an indication on the tracks for which engagement support is being provided by the FCR.  | T                   |
| CPG-584      | 3.2.1.11.0-27 | (U) The FCS CPG <b>shall</b> alert the operator when high priority tracks or tracks under engagement support will potentially exit the FCR track coverage.  | T                   |
| CPG-585      | 3.2.1.11.0-28 | (U) The FCS CPG <b>shall</b> display a list of currently supported engagements with engagement support plan data upon operator command.   | T                   |
| CPG-2451     | 3.2.1.11.0-29 | (U) The FCS CPG <b>shall</b> display and update the projected target flight path for the engagement timeline for targets that are planned for engagement support and targets that a supported engagement is ongoing.  | T                   |
| CPG-586      | 3.2.1.11.0-30 | (U) The FCS CPG <b>shall</b> provide the interface to allow the operator to designate a target for acquisition by the FCR.  | D                   |
| CPG-587      | 3.2.1.11.0-31 | (U) The CPG <b>shall</b> enable the operator to designate tracks to be dropped by the associated radar.   | D                   |
| CPG-2674     | 3.2.1.12.0-2  | (U) Upon receipt of an Investigate, Shadow, and/or Precision Cue command from Link-16/JRE HEU(EO) for a track within the FOV of the radar, the FCS CPG <b>shall</b> initiate an FCR cued acquisition if the track in the command is not associated with a local track.  | T                   |
| CPG-617      | 3.2.1.12.0-3  | (U) The FCS CPG <b>shall</b> reject Shadow commands from the Link-16/JRE HEU(EO) with a Cannot Process indication   | T                   |

| UNCLASSIFIED |              |  |                     |
|--------------|--------------|--|---------------------|
| ID           | Paragraph    | Communication and Processing Group Prime Item Development Specification  | Verification Method |
|              |              | <p>when any of the following applies:</p> <ul style="list-style-type: none"> <li>a. (U) radar is not in the tactical state</li> <li>b. (U) track in the command is not held in the system track database</li> <li>c. (U) track in the command is outside the radar FOV</li> <li>d. (U) track in the command is within the radar FOV but cannot be acquired [REDACTED] b(3)</li> <li>e. (U) track in the command is a ground or surface track.</li> </ul>   |                     |
| CPG-2677     | 3.2.1.12.0-4 | <p>(U) The FCS CPG shall allow the operator to accept or reject a Shadow, Investigate and/or Precision Cue command if the following apply:</p> <ul style="list-style-type: none"> <li>a. (U) the command was not automatically rejected [REDACTED] b(3)</li> <li>b. (U) auto accept is disabled.</li> </ul>  | T                   |
| CPG-2676     | 3.2.1.12.0-5 | <p>(U) The FCS CPG shall automatically accept Shadow, Investigate, and/or Precision Cue commands if the following apply:</p> <ul style="list-style-type: none"> <li>a. (U) the command was not automatically rejected [REDACTED] b(3)</li> <li>b. (U) auto accept is enabled.</li> </ul>   | T                   |
| CPG-2675     | 3.2.1.12.0-6 | <p>(U) The FCS CPG shall reject Investigate commands from the Link-16/JRE HEU(EO) with a Cannot Process indication when any of the following applies:</p> <ul style="list-style-type: none"> <li>a. (U) radar is not in the tactical state</li> <li>b. (U) track in the command is not held in the system track database</li> <li>c. (U) track in the command is outside the radar FOV</li> <li>d. (U) track in the command is within the radar FOV but cannot be [REDACTED] b(3)</li> <li>e. (U) track in the command is a ground or surface track</li> <li>f. (U) radar resources are fully utilized with tasks of higher priority.</li> </ul> | T                   |
| CPG-622      | 3.2.1.12.0-7 | <p>(U) The FCS CPG shall allow the operator to enable/disable the automatic acceptance of Link-16/JRE HEU(EO) Shadow,</p>  | T                   |

| UNCLASSIFIED |               |  |                     |
|--------------|---------------|--|---------------------|
| ID           | Paragraph     | Communication and Processing Group Prime Item Development Specification  | Verification Method |
|              |               | Investigate, and/or Precision Cue commands.  |                     |
| CPG-623      | 3.2.1.12.0-8  | (U) The FCS CPG <b>shall</b> indicate to the operator if the Link-16/JRE HEU(EO) Shadow or Investigate command is for a track that is outside the current field of view of the FCR. The operator has the responsibility to request FCR pointing adjustments.   | T                   |
| CPG-624      | 3.2.1.12.0-9  | (U) Upon acceptance of the Shadow command, the FCS CPG <b>shall</b> perform the following: <ul style="list-style-type: none"> <li>a. (U) report acceptance of the command to the Link-16/JRE HEU(EO), and</li> <li>b. (U) set the track priority within the CPG Designated priority level.</li> </ul>  | T                   |
| CPG-628      | 3.2.1.12.0-10 | (U) The CPG <b>shall</b> alert the operator if the Shadow, Investigate, and/or Precision Cue command was automatically rejected.   | T                   |
| CPG-629      | 3.2.1.12.0-11 | (U) Upon acceptance of the Investigate command, the FCS CPG <b>shall</b> perform the following: <ul style="list-style-type: none"> <li>a. (U) report acceptance of the command to the Link-16/JRE HEU(EO),</li> <li>b. (U) set the track priority in the CPG-Designated priority level,</li> <li>c. (U) command FCR to <b>b(3)</b> the track, and</li> <li>d. (U) command IFF interrogation on the track.</li> </ul> | T                   |
| CPG-2483     | 3.2.1.12.0-12 | (U) Upon acceptance of a Cease Engage command, for a Shadow and/or Investigate function, the FCS CPG <b>shall</b> perform the following: <ul style="list-style-type: none"> <li>a. (U) cancel <b>b(3)</b> with the radar,</li> <li>b. (U) modify the track priority based on the prioritization logic, and</li> <li>c. (U) re-order the CPG <b>b(3)</b> queues.</li> </ul>   | T                   |
| CPG-635      | 3.2.1.12.0-13 | (U) Upon rejection of a command from Link-16/JRE HEU(EO), the FCS CPG <b>shall</b> report that it Cannot Comply to the Link-16/JRE HEU(EO).  | T                   |
| CPG-2673     | 3.2.1.12.0-14 | (U) Upon acceptance of a Precision Cue command, the FCS CPG <b>shall</b> perform the following: <ul style="list-style-type: none"> <li>a. (U) report acceptance of the command to Link-16</li> </ul>   | T                   |

| UNCLASSIFIED |                |   |                     |
|--------------|----------------|---|---------------------|
| ID           | Paragraph      | Communication and Processing Group Prime Item Development Specification   | Verification Method |
|              |                | b. (U) set the track priority to Precision Cue within CPG Designated priority level.  |                     |
| CPG-2672     | 3.2.1.12.0-15  | (U) The FCS CPG <b>shall</b> automatically reject Precision Cue commands from the Link-16/JRE HEU(E0) with a Cannot Process indication when any of the following applies: <ul style="list-style-type: none"> <li>a. (U) radar is not in the tactical state</li> <li>b. (U) track in the command is not held in the system track database</li> <li>c. (U) track in the command is outside the radar FOV</li> <li>d. (U) track in the command is within the radar FOV but cannot be acquired <b>b(3)</b></li> <li>e. (U) track in the command is a ground or surface track</li> <li>f. <b>b(3)</b></li> <li>g. <b>b(3)</b></li> </ul> | T                   |
| CPG-590      | 3.2.1.13.1.0-1 | (U) The FCS CPG <b>shall</b> provide engagement support coordination between external weapons systems and the FCR to include assessments of weapon system requests; assessment of radar and communication resources; accounting for track priorities; and responding to the weapon system.  | A                   |
| CPG-2404     | 3.2.1.13.1.0-2 | (U) The CPG <b>shall</b> have an engagement support interface to Link-16. Note: The interface is specified in Appendix B.   | T                   |
| CPG-591      | 3.2.1.13.1.0-3 | (U) The CPG <b>shall</b> have an engagement support interface to CEC defined in accordance with Reference [31].   | T                   |
| CPG-592      | 3.2.1.13.1.0-4 | (U) The CPG <b>shall</b> determine whether it can support the requested engagement <b>b(3)</b>  | T                   |
| CPG-2655     | 3.2.1.13.1.0-5 | (U) Upon receipt of a request for engagement support, the FCS CPG <b>shall</b> initiate an FCR cued acquisition if the track in the request is not maintained in the local track database and if the track is in the field of view of the FCR.  | T                   |
| CPG-593      | 3.2.1.13.1.0-6 | (U) If the cued acquisition of a non-locally held track does not result in a local track within the time period, in accordance with Reference [2a], the FCS CPG <b>shall</b> reject the engagement support request.   | T                   |
| CPG-594      | 3.2.1.13.1.0-7 | (U) The FCS CPG <b>shall</b> automatically determine the ability to support individual engagements based on received engagement support requests. The ability to support  | T                   |

| UNCLASSIFIED |                 |  |                     |
|--------------|-----------------|--|---------------------|
| ID           | Paragraph       | Communication and Processing Group Prime Item Development Specification  | Verification Method |
|              |                 | <p>engagements considers the following for the engagement timeline identified:</p> <p>a. (U) the track will remain in FCR coverage</p> <p>b. [REDACTED] b(3)</p> <p>c. (U) the accuracy of the track is sufficient for the weapon system request</p> <p>d. [REDACTED] b(3)</p> |                     |
| CPG-599      | 3.2.1.13.1.0-8  | (U) Once the ability to support an engagement has been established, the FCS CPG <b>shall</b> automatically accept the request.   | T                   |
| CPG-600      | 3.2.1.13.1.0-9  | (U) The FCS CPG <b>shall</b> alert the operator and reject an engagement support request if the request cannot be supported by the FCR or communication resources and the requested track is of equal or lower priority than currently scheduled engagements.                  | T                   |
| CPG-2599     | 3.2.1.13.1.0-10 | (U) The FCS CPG <b>shall</b> prioritize on-going engagements over future scheduled engagements. On-going engagements will not be pre-empted unless otherwise directed.   | T, A                |
| CPG-601      | 3.2.1.13.1.0-11 | (U) The FCS CPG <b>shall</b> provide an engagement support recommendation and alternatives when an engagement support request cannot be supported by the FCR or communication resources.   | T                   |
| CPG-608      | 3.2.1.13.1.0-13 | (U) The FCS CPG <b>shall</b> provide [REDACTED] b(3) for the operator to select from the engagement support recommendation and the alternatives.   | T                   |
| CPG-609      | 3.2.1.13.1.0-14 | (U) The FCS CPG <b>shall</b> perform the tasks corresponding to the operator accepted course of action or the timed out recommendation, whichever occurs first.  | T                   |
| CPG-610      | 3.2.1.13.1.0-15 | (U) The FCS CPG <b>shall</b> initiate a termination of engagement support for currently supported lower priority targets that were pre-empted by the acceptance of a higher-priority engagement.   | T                   |
| CPG-611      | 3.2.1.13.1.0-16 | (U) The FCS CPG <b>shall</b> send an acceptance offer [REDACTED] b(3) for engagement support requests [REDACTED] b(3) that the FCS will support. The acceptance offer will include the timeline that will be supported by the FCS.   | T                   |
| CPG-637      | 3.2.1.13.2.0-1  | (U) The CPG <b>shall</b> build an Engagement Support Plan for a received acceptance from a weapon system of an engagement support offer to include the following:  | T                   |

| UNCLASSIFIED |                |  |                     |
|--------------|----------------|--|---------------------|
| ID           | Paragraph      | Communication and Processing Group Prime Item Development Specification  | Verification Method |
|              |                | a. (U) projected interceptor launch time<br>b. (U) target track number<br>c. (U) data rates needed<br>d. (U) time changes for data rates<br>e. (U) acquisition and track of interceptor required   |                     |
| CPG-643      | 3.2.1.13.2.0-2 | (U) The FCS CPG shall perform multiple simultaneous Engagement Support Plans [REDACTED] b(3)   | T                   |
| CPG-644      | 3.2.1.13.2.0-3 | (U) The CPG shall task the FCR to support each engagement according to the Engagement Support Plan.  | T                   |
| CPG-646      | 3.2.1.13.2.0-4 | (U) The CPG shall initiate an FCR cued acquisition of the interceptor using received state vectors in accordance with the Engagement Support Plan. The Engagement Support Plan includes whether or not interceptor tracking is necessary.  | T                   |
| CPG-649      | 3.2.1.13.2.0-5 | (U) The CPG shall transmit target information to the network according to the Engagement Support Plan.   | T                   |
| CPG-650      | 3.2.1.13.2.0-6 | (U) The CPG shall provide interceptor track data to the engaging weapons system according to the Engagement Support Plan.  | T                   |
| CPG-2657     | 3.2.1.13.3.0-1 | (U) The CPG shall automatically terminate engagement support<br>a. (U) upon end of contract with the weapon system,<br>b. (U) upon weapon system notification to terminate contract, or<br>c. (U) of the lowest priority scheduled, but not on-going engagement, upon acceptance of an on-going engagement contract extension, [REDACTED] b(3) | T                   |
| CPG-652      | 3.2.1.13.3.0-2 | (U) The CPG shall allow the operator to select an engagement and manually terminate support for the engagement.  | T                   |
| CPG-653      | 3.2.1.13.3.0-3 | (U) The CPG shall command the radar to pre-engagement priority and cancel [REDACTED] b(3) on a track due to the termination of engagement support of a target.   | T                   |
| CPG-654      | 3.2.1.13.3.0-4 | (U) The CPG shall notify supported weapons systems when it must terminate engagement support.  | T                   |
| CPG-2658     | 3.2.1.13.3.0-5 | (U) The CPG shall notify the operator upon termination of engagement support.  | T                   |



| UNCLASSIFIED |              |  |                     |
|--------------|--------------|--|---------------------|
| ID           | Paragraph    | Communication and Processing Group Prime Item Development Specification  | Verification Method |
| CPG-656      | 3.2.1.14.0-1 | (U) The CPG <b>shall</b> provide the functionality to allow at least three operators to simultaneously display and control the content detail level of the operational health status and operating condition information.  | D                   |
| CPG-657      | 3.2.1.14.0-2 | (U) The CPG <b>shall</b> collect, assess, and display operational health as reported by the associated Platform and the associated radar.  | T                   |
| CPG-658      | 3.2.1.14.0-3 | (U) The CPG <b>shall</b> collect, assess, and display operational health for the CPG to include the following: <ul style="list-style-type: none"> <li>a. (U) processors</li> <li>b. (U) consoles</li> <li>c. (U) local area network backbone and routers</li> <li>d. (U) storage media</li> <li>e. (U) data communications radios</li> <li>f. (U) peripherals</li> </ul>   | D                   |
| CPG-665      | 3.2.1.14.0-4 | (U) The CPG <b>shall</b> collect, assess, and display summary-level operational health and operating condition for the System and associated prime items.  | T                   |
| CPG-666      | 3.2.1.14.0-5 | (U) The CPG assessment of operational health <b>shall</b> result in one of the following determinations: <ul style="list-style-type: none"> <li>a. (U) Item is Off or has been disabled,</li> <li>b. (U) No statement due to incomplete or invalid information,</li> <li>c. (U) Item is on and fully Operational,</li> <li>d. (U) Item is on and is Degraded due to loss of capabilities, but can support mission or</li> <li>e. (U) Item is Failed and cannot support the mission.</li> </ul> (U) Note: Items include ABCS, MIDS, CEC, <b>b(3)</b> MBMMRs, HF radio, the associated radar, and the associated platform. | T                   |
| CPG-672      | 3.2.1.14.0-6 | (U) The CPG assessments of operating condition <b>shall</b> result in one of the following determinations: <ul style="list-style-type: none"> <li>a. (U) Item is Off or has been disabled,</li> <li>b. (U) Item is Initializing,</li> <li>c. (U) Item has been initialized and is Configuring,</li> <li>d. (U) Item has been configured and in</li> </ul>  | T                   |

| UNCLASSIFIED |               |   |                     |
|--------------|---------------|---|---------------------|
| ID           | Paragraph     | Communication and Processing Group Prime Item Development Specification   | Verification Method |
|              |               | Standby-Ready (i.e., Configuration Mode), but is Ready to become operational (Standby-Ready), or<br>e. (U) Item has been commanded into Operation (i.e., Tactical Mode) and is executing the mission.<br>(U) Note: Items include MIDS, CEC <b>b3</b> MBMMRs, HF radio, the associated radar, and the associated platform. |                     |
| CPG-678      | 3.2.1.14.0-7  | (U) The CPG <b>shall</b> collect and display the applicable system external data link status for the following data links:<br>a. (U) Link-16<br>b. (U) JRE<br>c. (U) CEC<br>d. (U) IBS<br>e. (U) HE(FO) <b>b(3)</b><br>f. (U) GPS   | T                   |
| CPG-685      | 3.2.1.14.0-8  | (U) The CPG <b>shall</b> collect and display the applicable CPG internal link status of Off, Active, Degraded, or Failed for the following links:<br>a. (U) MIDS LVT-2 in the CP<br>b. (U) MBMMR Serial Link for JRE<br>c. (U) CEP<br>d. <b>b(3)</b><br>e. (U) LAN GPS<br>f. (U) SIPRNET<br>g. (U) NIPRNET                | T                   |
| CPG-691      | 3.2.1.14.0-9  | (U) The CPG <b>shall</b> collect and display the CPG data link status of Off, Active, or Failed for the following data links:<br>a. (U) Associated Radar SDP<br>b. (U) MMS/Aerostat/Flight Director (FD)<br>c. (U) Power Conversion and Distribution System (PCDS)  | T                   |
| CPG-696      | 3.2.1.14.0-10 | (U) The CPG <b>shall</b> alert the operator to a change in the operational health and operating condition of the System and Prime Items.  | T                   |
| CPG-697      | 3.2.1.14.0-11 | (U) The CPG <b>shall</b> alert the operator to changes in internal and external link status.  | T                   |
| CPG-698      | 3.2.1.14.0-12 | (U) The CPG <b>shall</b> report the operational health and operating condition of the System to ABCS in accordance  | T                   |

| UNCLASSIFIED |               |   |                     |
|--------------|---------------|---|---------------------|
| ID           | Paragraph     | Communication and Processing Group Prime Item Development Specification   | Verification Method |
|              |               | with Reference [1].   |                     |
| CPG-2490     | 3.2.1.14.0-13 | (U) The CPG shall report the operational health and operating condition of the System to Link-16 in accordance with Reference [1].  | T                   |
| CPG-2491     | 3.2.1.14.0-14 | (U) The CPG shall report the operational health and operating condition of the System to JRE in accordance with Reference [1].  | T                   |
| CPG-2492     | 3.2.1.14.0-15 | (U) The CPG shall report the operational health and operating condition of the System to CEP in accordance with Reference [1].  | T                   |
| CPG-2670     | 3.2.1.14.0-16 | (U) The CPG shall report the operational health and operating condition of the System to IBS in accordance with Reference [1].  | T                   |
| CPG-2685     | 3.2.1.14.0-17 | (U) The CPG shall enable the operator to access radar system hardware configuration data.   | T                   |
| CPG-700      | 3.2.1.15.0-1  | <p>(U) The CPG shall automatically record, <b>b(3)</b> a set of data to include the following:</p> <ul style="list-style-type: none"> <li>a. (U) system operational health and operational condition</li> <li>b. (U) track data including supporting data for measurements, covariance, category, platform, specific type, and identification</li> <li>c. (U) engagement support actions</li> <li>d. (U) operator interventions and commands</li> <li>e. (U) enacted Mission Plans</li> <li>f. (U) enacted Mission Profiles</li> <li>g. (U) IFF responses with position</li> <li>h. (U) CPG operational health data and faults detected</li> <li>i. (U) messages to and from the associated radar</li> <li>j. (U) messages to and from the associated platform</li> <li>k. (U) security and authentication logs</li> <li>l. (U) prognostics reports</li> </ul> <p>(U) Note: These items cannot be disabled by the operator.</p> | A                   |
| CPG-2681     | 3.2.1.15.0-2  | (U) The CPG shall automatically record a set of data to include the following:  | A                   |

| UNCLASSIFIED |               |   |                     |
|--------------|---------------|---|---------------------|
| ID           | Paragraph     | Communication and Processing Group Prime Item Development Specification   | Verification Method |
|              |               | a. (U) initialization parameters<br>b. (U) changed parameters<br>c. (U) operator interventions and commands<br>d. (U) external link message traffic for Link-16, and CEC<br>e. (U) track data including supporting data for measurements, covariance, category, platform, specific type, and identification<br>f. (U) status<br>g. (U) CID-related products (received from the radar)<br>h. (U) organic weather data<br>(U) Note: These items cannot be disabled by the operator. |                     |
| CPG-2396     | 3.2.1.15.0-3  | (U) The CPG shall automatically record [REDACTED] b(3) [REDACTED] the weather data from the local Platform weather equipment.   | T                   |
| CPG-716      | 3.2.1.15.0-4  | (U) The CPG shall display an alert when CPG data recording media changes are needed.  | D                   |
| CPG-2473     | 3.2.1.15.0-5  | (U) The CPG shall display an alert when radar data recording media changes are needed.  | D                   |
| CPG-717      | 3.2.1.15.0-6  | (U) The CPG shall display an alert if CPG data recording stops or is not running.   | D                   |
| CPG-2474     | 3.2.1.15.0-7  | (U) The CPG shall display an alert if radar data recording stops or is not running.   | D                   |
| CPG-2471     | 3.2.1.15.0-8  | (U) The CPG shall have controls for CPG data recording functions.   | D                   |
| CPG-2472     | 3.2.1.15.0-9  | (U) The CPG shall have controls for radar data recording functions.   | D                   |
| CPG-718      | 3.2.1.15.0-10 | (U) The CPG shall enable the operator to select from the following additional data recording items:<br>a. (U) external link message traffic for HE(FO)<br>b. (U) external link message traffic for IBS.   | D                   |
| CPG-727      | 3.2.1.15.0-11 | (U) The CPG shall time stamp data as it is being recorded.  | T                   |
| CPG-728      | 3.2.1.15.0-12 | (U) The CPG shall store classified and unclassified data on independent systems.  | D                   |
| CPG-2412     | 3.2.1.15.0-13 | (U) The CPG shall provide selective data retrieval, report formatting, and report generation via an interactive operator  | D                   |

| UNCLASSIFIED |                |  |                     |
|--------------|----------------|--|---------------------|
| ID           | Paragraph      | Communication and Processing Group Prime Item Development Specification  | Verification Method |
|              |                | interface.   |                     |
| CPG-2413     | 3.2.1.15.0-14  | (U) The CPG <b>shall</b> provide recorded data archival via an interactive operator interface for post mission analysis.   | D                   |
| CPG-2612     | 3.2.1.15.0-15  | (U) The CPG <b>shall</b> store the faults detected either in non-volatile memory or on removable data storage media.   | D, I                |
| CPG-2611     | 3.2.1.15.0-16  | (U) The CPG <b>shall</b> continuously record: <ul style="list-style-type: none"> <li>a. (U) intercom communications,</li> <li>b. (U) tactical voice communications, and</li> <li>c. (U) CCS voice communications</li> </ul> for <b>b(3)</b>  | T, A                |
| CPG-2610     | 3.2.1.15.0-17  | (U) The CPG <b>shall</b> provide a selective voice playback capability through operator workstations.  | D                   |
| CPG-2660     | 3.2.1.15.0-18  | (U) The CPG <b>shall</b> allow a qualified operator to: <ul style="list-style-type: none"> <li>a. (U) select the recorded voice communications to archive</li> <li>b. (U) select the recorded voice communications to playback.</li> </ul>   | T                   |
| CPG-2659     | 3.2.1.15.0-19  | (U) The CPG <b>shall</b> selectively archive <b>b(3)</b> of recorded voice communications to removable media.  | T                   |
| CPG-732      | 3.2.1.16.1.0-1 | (U) The CPG <b>shall</b> enable the operator to transition between tactical operations and training operations.  | D                   |
| CPG-733      | 3.2.1.16.1.0-2 | (U) The CPG <b>shall</b> enable the operator to select the following training modes: <ul style="list-style-type: none"> <li>a. (U) <b>Standalone</b> - one or more operators participating in a simulated exercise</li> <li>b. (U) <b>Netted</b> - system participating in a simulated exercise within an orbit and/or with external systems <b>b(3)</b></li> <li>c. (U) <b>Individual</b> - operator-interactive tutorial modules.</li> </ul> | D                   |
| CPG-734      | 3.2.1.16.1.0-3 | (U) The CPG <b>shall</b> provide embedded standalone and netted proficiency training for operator tasks utilizing simulated tracks.  | D                   |
| CPG-735      | 3.2.1.16.1.0-4 | (U) The CPG <b>shall</b> generate simulated track inputs, consistent with the selected radar type, upon operator request.  | D                   |
| CPG-736      | 3.2.1.16.1.0-5 | (U) The CPG training simulations and simulators <b>shall</b> be Distributed Interactive Simulation (DIS)/High Level Architecture (HLA) compliant.  | A                   |

| UNCLASSIFIED |                    |  |                     |
|--------------|--------------------|--|---------------------|
| ID           | Paragraph          | Communication and Processing Group Prime Item Development Specification  | Verification Method |
| CPG-737      | 3.2.1.16.1.0-6     | (U) The CPG <b>shall</b> provide the functionality to allow the operator to implement communication controls for the DIS/HLA interface as an alternate source of simulated truth tracks for the radar models.  | T                   |
| CPG-739      | 3.2.1.16.1.0-7     | (U) The CPG embedded training <b>shall</b> operate on the tactical hardware and operate with the tactical software.  | D                   |
| CPG-740      | 3.2.1.16.1.0-8     | (U) The CPG <b>shall</b> provide hardware and an internet browser to access government Web-based training sites.   | I                   |
| CPG-741      | 3.2.1.16.1.0-9     | (U) The CPG <b>shall</b> have embedded trainers and simulators which are written in a standard language and have a modular design in order to allow for hardware and software growth potential.  | I                   |
| CPG-2477     | 3.2.1.16.1.0-10    | (U) The CPG Embedded Trainer processing resources <b>shall</b> be isolated from tactical operational software.   | A                   |
| CPG-742      | 3.2.1.16.1.0-11    | (U) The CPG <b>shall</b> enable the operator to access installed interactive electronic technical manuals (IETMs).   | D                   |
| CPG-2397     | 3.2.1.16.1.0-12    | (U) The CPG <b>shall</b> enable the operator to access installed computer based training (CBT).  | D                   |
| CPG-2678     | 3.2.1.16.1.0-13    | (U) The CPG <b>shall</b> enable the operator to exit Embedded Training operations and switch to live operations with a single action.  | D                   |
| CPG-2683     | 3.2.1.16.1.0-14    | (U) The CPG <b>shall</b> , under operator control, record mission operator GUI actions during embedded tactical training sessions.   | D                   |
| CPG-2682     | 3.2.1.16.1.0-15    | (U) The CPG <b>shall</b> , under operator control, provide playback of recorded embedded tactical training sessions.   | D                   |
| CPG-744      | 3.2.1.16.2.0-1     | (U) The CPG <b>shall</b> continue tactical operations while allowing one or more operators to participate in sim-over-live standalone training.  | T                   |
| CPG-745      | 3.2.1.16.2.0-2     | (U) The CPG <b>shall</b> suppress transmission of simulated tracks on external networks that were generated by standalone training.  | T                   |
| CPG-746      | 3.2.1.16.2.0-3     | (U) The CPG embedded training <b>shall</b> have simulated problem situations that replicate those expected to be encountered in actual mission operations.   | D                   |
| CPG-2679     | 3.2.1.16.2.0-3.0-1 | (U) In the standalone sim-over-live mode, CPG <b>shall</b> <ol style="list-style-type: none"> <li>a. (U) enable each operator to select whether to interact with the live or simulated radar (Note: The simulated radar uses the same mission profile as the live radar. A mission profile is controlled by the live radar.)</li> <li>b. (U) enable each operator to select to view</li> </ol> | T                   |

| UNCLASSIFIED |                    |   |                     |
|--------------|--------------------|---|---------------------|
| ID           | Paragraph          | Communication and Processing Group Prime Item Development Specification   | Verification Method |
|              |                    | <p>sim-only, live only, or both sim and live data,</p> <p>c. (U) ensure that at least one operator select live only or sim and live data,</p> <p>d. (U) from the operators who satisfy (c), ensure that at least one operator select to interact with the live radar,</p> <p>e. (U) if no operator selects the simulated radar, the simulated radar is slaved to the live radar</p> <p>f. (U) prevent an operator viewing sim-only to interact with live comms or the live radar, and</p> <p>f. (U) provide an indication of the radar type with which the operator is interacting.</p> |                     |
| CPG-748      | 3.2.1.16.3.0-1     | (U) The CPG shall provide netted training that interacts within the orbit and/or with external systems based on a coordinated scenario.   | T                   |
| CPG-749      | 3.2.1.16.3.0-2     | (U) The CPG shall exchange simulated tracks on networks, internal or external, designated to participate in the netted exercise.  | T                   |
| CPG-750      | 3.2.1.16.3.0-3     | (U) The CPG shall be interoperable through the Joint Semi-Automated Forces (JSAF) architecture by transmitting and receiving DIS and HLA formatted data to link the live, virtual, and constructive pieces of the training arena.   | T                   |
| CPG-2662     | 3.2.1.16.3.0-4     | (U) The CPG shall support sim-only and sim-over- live training exercises while in netted training.  | T                   |
| CPG-752      | 3.2.1.16.4.0-1     | (U) The CPG shall enable the operator to create, edit, save, and retrieve training scenarios.   | D                   |
| CPG-2642     | 3.2.1.16.4.0-1.0-1 | (U) The CPG shall have storage and access for not less than 20 training scenarios.  | T                   |
| CPG-753      | 3.2.1.16.4.0-2     | (U) The CPG shall enable the operator or maintainer to select, initiate, and stop training sessions.  | D                   |
| CPG-755      | 3.2.1.17.0-1       | (U) Newly developed software for any CPG subsystem shall use track symbology consistent with Reference [12] and all other symbology consistent with Reference [11].   | I                   |
| CPG-756      | 3.2.1.17.0-2       | (U) The CPG shall adjust Reference [11] symbol size (i.e., display objects) to account for zooming.   | D                   |
| CPG-757      | 3.2.1.17.0-3       | <p style="text-align: center;"><b>b(3)</b></p> <p>a. <b>b(3)</b></p> <p>b. <b>b(3)</b></p>  | D                   |

| UNCLASSIFIED |               |  |                     |
|--------------|---------------|--|---------------------|
| ID           | Paragraph     | Communication and Processing Group Prime Item Development Specification  | Verification Method |
|              |               | <p style="text-align: center;"><b>b(3)</b></p> <p style="text-align: center;">c. <b>b(3)</b></p>   |                     |
| CPG-761      | 3.2.1.17.0-4  | (U) The CPG shall provide a GUI containing a classified reserved alert display area at each operator position.   | D                   |
| CPG-762      | 3.2.1.17.0-5  | (U) The CPG shall use the guidance of Reference [10], section titled <i>Audio Displays</i> for production of audio signals. The audio signals are to direct the user's attention to the appropriate visual display which warns personnel of impending danger, alerts personnel to a critical change in system or equipment status, and/or reminds personnel of a critical action or actions that must be taken.  | I                   |
| CPG-763      | 3.2.1.17.0-6  | (U) The CPG software shall provide safety critical alerts that are distinct from routine alerts.   | T                   |
| CPG-764      | 3.2.1.17.0-7  | (U) The CPG shall display a hazardous condition alert until acknowledged by the operator or until the hazardous condition has been terminated. Hazardous conditions may be reported by the CPG or other Prime Items.   | T                   |
| CPG-765      | 3.2.1.17.0-8  | (U) The CPG shall alert the operator to the receipt of the following warning messages from HE(FO) or HEU(E0): <ul style="list-style-type: none"> <li>a. (U) Air Defense Warning</li> <li>b. (U) NBC Warning</li> <li>c. (U) TBM Warning</li> <li>d. (U) Threat Warning Message</li> </ul>  | T                   |
| CPG-770      | 3.2.1.17.0-9  | (U) The CPG shall enable the operator to selectively display the following overlay items: <ul style="list-style-type: none"> <li>a. (U) Primary Threat Line (PTL)</li> <li>b. (U) Defended Assets</li> <li>c. (U) Air defense resources</li> <li>d. (U) Prohibited and Restricted Volumes</li> <li>e. (U) Safe Passage Corridors</li> <li>f. (U) Friendly and Hostile Origins</li> <li>g. (U) Weapon Control Volumes</li> <li>h. (U) General Lines and Points</li> </ul> | D                   |
| CPG-779      | 3.2.1.17.0-10 | (U) The CPG shall include operator controls which allow displaying tracks <b>b(3)</b>  | D                   |
| CPG-781      | 3.2.1.18.0-1  | (U) The CPG shall perform consistency checking of the mission planning and mission profile data entered by the operator. Note: Consistency checking validates the mission  | D                   |



| UNCLASSIFIED |                |  |                     |
|--------------|----------------|--|---------------------|
| ID           | Paragraph      | Communication and Processing Group Prime Item Development Specification  | Verification Method |
|              |                | planning and mission profile data are consistent with prescribed directives.   |                     |
| CPG-783      | 3.2.1.18.1.0-1 | (U) The CPG shall enable the operator to compose, send, receive, review and save computer assisted electronic text-formatted messages on the classified and unclassified networks. | D                   |
| CPG-2663     | 3.2.1.18.1.0-2 | (U) The CPG shall support tactical chat capability [REDACTED] b(3)   | D                   |
| CPG-784      | 3.2.1.18.1.0-3 | (U) The CPG shall provide browsing capability on NIPRNET [REDACTED] b(3)   | D                   |
| CPG-786      | 3.2.1.18.2.0-1 | (U) The CPG shall configure the Black LAN upon operator request.   | D                   |
| CPG-787      | 3.2.1.18.2.0-2 | (U) The CPG shall configure the Red LAN upon operator request.   | D                   |
| CPG-789      | 3.2.1.18.3.0-1 | (U) The CPG shall display user information to the system administrator.  | D                   |
| CPG-790      | 3.2.1.18.3.0-2 | (U) The CPG shall provide the capability to assign operator workstation functions automatically based on the user profile.   | D                   |
| CPG-791      | 3.2.1.18.3.0-3 | (U) The CPG shall enable the system administrator to perform network diagnostics.  | D                   |
| CPG-792      | 3.2.1.18.3.0-4 | (U) The CPG shall enable the system administrator to add, configure, and delete software.  | D                   |
| CPG-793      | 3.2.1.18.3.0-5 | (U) The CPG shall enable the system administrator to monitor computer performance.   | D                   |
| CPG-794      | 3.2.1.18.3.0-6 | (U) The CPG shall enable the system administrator to backup and restore files.   | D                   |
| CPG-795      | 3.2.1.18.3.0-7 | (U) The CPG shall enable the system administrator to add and delete system users.  | D                   |
| CPG-796      | 3.2.1.18.3.0-8 | (U) The CPG shall enable the system administrator to configure user accounts to include access privileges and roles.   | D                   |
| CPG-798      | 3.2.1.18.4.0-1 | (U) The CPG shall synchronize to [REDACTED] b(3)   | D                   |
| CPG-799      | 3.2.1.18.4.0-2 | (U) The CPG shall provide the time synchronization to communications equipment and processing resources in accordance with Reference [1].  | T                   |
| CPG-800      | 3.2.1.18.4.0-3 | (U) The CPG shall enable the operator to enter location and time. [REDACTED] b(3)  | D                   |
| CPG-801      | 3.2.1.18.4.0-4 | (U) The CPG shall set CPG location coordinate data from GPS.   | D                   |
| CPG-802      | 3.2.1.18.4.0-5 | (U) The CPG GPS shall include [REDACTED] b(3)  | I                   |

| UNCLASSIFIED |                 |  |                     |
|--------------|-----------------|--|---------------------|
| ID           | Paragraph       | Communication and Processing Group Prime Item Development Specification  | Verification Method |
|              |                 | <b>b(3)</b> GPS.   |                     |
| CPG-805      | 3.2.1.18.5.0-1  | (U) The CPG <b>shall</b> enable the operator to archive and retrieve computer assisted electronic messages, electronic mail, authentication and security logs, and local files in non-volatile memory or on removable data storage media.  | D                   |
| CPG-806      | 3.2.1.18.5.0-2  | (U) The CPG <b>shall</b> retain a log of archive actions.  | D                   |
| CPG-808      | 3.2.1.18.6.0-1  | <b>b(3)</b><br>a. <b>b(3)</b><br>b. <b>b(3)</b><br><b>b(3)</b><br>c. <b>b(3)</b>   | D                   |
| CPG-815      | 3.2.2.1.0-1     | (U) The CPG software subsystems <b>shall</b> exchange data as defined by Reference [14].   | T                   |
| CPG-2686     | 3.2.2.1.0-1.0-1 | <b>b(3)</b>  | T                   |
| CPG-817      | 3.2.2.2.0-1     | (U) The CPG <b>shall</b> have a physical interface with the Platform in accordance with Reference [1].   | T                   |
| CPG-2582     | 3.2.2.2.0-2     | (U) The CPG <b>shall</b> exchange data with the Platform in accordance with Reference [1].   | T                   |
| CPG-818      | 3.2.2.2.0-3     | (U) The SuS CPG <b>shall</b> have a physical interface with the SuR in accordance with Reference [1].  | T                   |
| CPG-2583     | 3.2.2.2.0-4     | (U) The SuS CPG <b>shall</b> exchange data with the SuR in accordance with Reference [1].  | T                   |
| CPG-819      | 3.2.2.2.0-5     | (U) The FCS CPG <b>shall</b> have a physical interface with the FCR in accordance with Reference [1].  | T                   |
| CPG-2584     | 3.2.2.2.0-6     | (U) The FCS CPG <b>shall</b> exchange data with the FCR in accordance with Reference [1].  | T                   |
| CPG-820      | 3.2.2.2.0-7     | (U) The CPG <b>shall</b> exchange Link-16 messages in accordance with Reference [1]. Reference [2], Appendix W provides details on the Link-16 Minimum Implementation via an LVT-2 MIDS. The Minimum Implementation applies to PPLI, System Information Exchange and Network Management, Air Surveillance, Surface Surveillance, Land Surveillance, Space Surveillance, and Weapons Coordination and Management functions. | T                   |
| CPG-821      | 3.2.2.2.0-8     | (U) The CPG <b>shall</b> interface with its HEU(EO) through JRE or Link-16 as designated for the mission.  | T                   |

| UNCLASSIFIED |              |   |                     |
|--------------|--------------|---|---------------------|
| ID           | Paragraph    | Communication and Processing Group Prime Item Development Specification   | Verification Method |
| CPG-822      | 3.2.2.2.0-9  | (U) The CPG shall exchange JREAP messages in accordance with Reference [1]. Reference [2], Appendix W; and Reference [3], Appendices A and C provide detail on the Minimum Implementation that applies to PPLI, System Information Exchange and Network Management, Air Surveillance, Surface Surveillance, Land Surveillance, Space Surveillance, and Weapons Coordination and Management functions. | T                   |
| CPG-823      | 3.2.2.2.0-10 | (U) The CPG shall direct JREAP messages to the shelter port or the on-board Multi-Band Multi-Mode Radio (MBMMR) PSC-5D.   | T                   |
| CPG-824      | 3.2.2.2.0-11 | (U) The CPG shall maintain communications with the Army Battle Command System (ABCS) via an interface to the [b(3)] located at [b(3)] ABCS entry point and an [b(3)] hosted at the CPG.   | T                   |
| CPG-825      | 3.2.2.2.0-12 | (U) The CPG shall exchange USMTF messages in accordance with Reference [1]. Reference [13] provides detail on exchange of USMTF for Higher Echelon Force Operations (HE(FO)) communications.  | T                   |
| CPG-826      | 3.2.2.2.0-13 | (U) The CPG shall at a minimum use the Integrated Air and Missile Defense (IAMD) XML Schema, Version 1.3 for local [b(3)] to HE(FO) [b(3)] communication.   | T                   |
| CPG-827      | 3.2.2.2.0-14 | (U) The CPG shall host a Cooperative Engagement Processor (CEP) to interface to the CEC.  | I                   |
| CPG-828      | 3.2.2.2.0-15 | (U) The CPG shall exchange data in CMF in accordance with Reference [1]. Reference [4] provides detail on communication over IBS via the [b(3)].  | T                   |
| CPG-829      | 3.2.2.2.0-16 | (U) The CPG shall access time and position data from the Space Segment (SS) of the Global Positioning System (GPS) in accordance with Reference [1].  | T                   |
| CPG-830      | 3.2.2.2.0-17 | (U) The CPG shall participate as a non-forwarding unit on CEC, Link-16, JRE, IBS, and ABCS simultaneously. A non-forwarding unit is one that only provides locally developed status and tracks that are maintained by the associated radar. Data from one data link is not directly transferred to the other data links.  | T                   |
| CPG-831      | 3.2.2.2.0-18 | (U) The CPG shall have connectivity for Secure Internet Protocol Router Network (SIPRNET) access.   | T                   |
| CPG-832      | 3.2.2.2.0-19 | (U) The CPG shall have connectivity for Defense Information Systems Network (DISN) Non-Classified Internet Protocol Router Network (NIPRNET) access.  | T                   |
| CPG-833      | 3.2.2.2.0-20 | (U) The CPG shelter shall have Internet Protocol (IP) connectivity for JREAP, USMTF/XML, SIPRNET Applications, and NIPRNET Applications to support external   | T                   |

| UNCLASSIFIED |              |  |                     |
|--------------|--------------|--|---------------------|
| ID           | Paragraph    | Communication and Processing Group Prime Item Development Specification  | Verification Method |
|              |              | connections to mission-supplied MILSATCOM and/or terrestrial communications. MILSATCOM includes Ultra High Frequency (UHF), Super High Frequency (SHF), and Extreme High Frequency (EHF) communications. Terrestrial communications include Signal Corps Communications assets (currently known as Warfighter Information Network-Terrestrial (WIN-T) Increment 1) and landlines.                                    |                     |
| CPG-834      | 3.2.2.2.0-21 | (U) The CPG <b>shall</b> have no fewer than eight (8) IP connections to support: <ul style="list-style-type: none"> <li>a. (U) DIS/HLA in accordance with Reference [1]</li> <li>b. (U) Red LAN access</li> <li>c. (U) Black LAN access</li> </ul>   | T                   |
| CPG-839      | 3.2.2.3.0-1  | (U) The CPG <b>shall</b> provide tactical and non-tactical voice communications interfaces to the Defense Switched Network (DSN), the Public Switched Telephone Network (PSTN), and the Integrated Services Digital Network (ISDN) in accordance with Reference [1].   | T                   |
| CPG-840      | 3.2.2.3.0-2  | (U) The CPG <b>shall</b> provide secure non-tactical voice communications over commercial networks.  | T                   |
| CPG-841      | 3.2.2.3.0-3  | (U) The CPG <b>shall</b> have a UHF SATCOM interface for voice communications.   | T                   |
| CPG-842      | 3.2.2.3.0-4  | (U) The CPG <b>shall</b> have voice communications systems that interface to military tactical telephone systems including Secure Telephone Units (STUs) or Secure Terminal Equipment (STE).   | T                   |
| CPG-843      | 3.2.2.3.0-5  | (U) The CPG <b>shall</b> enable internal and external tactical voice communications via the following: <ul style="list-style-type: none"> <li>a. VHF Combat Net Radio (using SINCGARS waveform)</li> <li>b. Signal Corps Communications assets (currently known as Warfighter Information Network-Terrestrial (WIN-T) Increment 1)</li> <li>c. SATCOM terminal</li> <li>d. HF radio</li> <li>e. UHF radio</li> </ul> | T                   |
| CPG-849      | 3.2.2.3.0-6  | (U) The CPG UHF radios <b>shall</b> have HAVEQUICK <b>Electronic Counter-Countermeasure (ECCM)</b> capability.   | I                   |
| CPG-851      | 3.2.2.3.0-7  | (U) The CPG <b>shall</b> enable the operator to monitor simultaneously two voice communication networks.   | T                   |

| UNCLASSIFIED |             |  |                     |
|--------------|-------------|--|---------------------|
| ID           | Paragraph   | Communication and Processing Group Prime Item Development Specification  | Verification Method |
| CPG-852      | 3.2.2.3.0-8 | (U) The CPG shall enable each operator to access and control voice communications at the operator position.  | T                   |
| CPG-853      | 3.2.2.3.0-9 | (U) The CPG shall provide two-way voice communication between the CPG shelters, the Platform Mobile Mooring Station (MMS), and the Deployable Power Generation and Distribution System (DPGDS).                    | D                   |
| CPG-856      | 3.2.3.1.0-1 | (U) Each CPG shelter configured for movement shall weigh no more than 22,000 pounds.   | T                   |
| CPG-857      | 3.2.3.1.0-2 | (U) The CPG airborne equipment shall weigh no more than 1100 pounds packaged in two or more subsystems that can be distributed to allow for aerostat stability.  | T                   |
| CPG-859      | 3.2.3.2.0-1 | (U) The CPG shall have a power interface(s) with the radar ground equipment in accordance with Reference [1].  | T                   |
| CPG-860      | 3.2.3.2.0-2 | (U) The CPG shall provide physical space and power distribution for all internally housed equipment that are not part of the CPG Prime Item.   | I                   |
| CPG-861      | 3.2.3.2.0-3 | (U) The CPG shall provide required prime power to the interfacing components external to the shelter.  | I                   |
| CPG-862      | 3.2.3.2.0-4 | (U) The CPG shall [REDACTED] b(3) to power all of the equipment permanently or temporarily installed within the shelters.  | T                   |
| CPG-863      | 3.2.3.2.0-5 | (U) The CPG shall include Uninterruptible Power Sources (UPSs) to support orderly shutdown in the event that power is lost, so ground based processors can be restarted, preserving the integrity of the database. | D                   |
| CPG-864      | 3.2.3.2.0-6 | (U) The CPG main power shall be switched by the CCS, DPS, and SPS main power switches.   | D                   |
| CPG-865      | 3.2.3.2.0-7 | (U) The CPG shall operate through minor power fluctuations within the design limits of the associated JLENS power supply specifications. i.e., Prevent inadvertent archiving or shutdown procedures.               | T                   |
| CPG-866      | 3.2.3.2.0-8 | [REDACTED] b(3)  | A                   |
| CPG-868      | 3.2.3.3.0-1 | (U) The CPG shelters shall use 8' or 8.5' height, 8' width, and 20' length ISO containers.   | I                   |
| CPG-2604     | 3.2.3.3.0-2 | (U) The CPG, while in the Transport Mode, [REDACTED] b(3) shall meet the Gabarit International de Chargement (GIC) equipment gauge rail outline for rail transport. [REDACTED] b(3)                                | I                   |

| UNCLASSIFIED |              |   |                     |
|--------------|--------------|---|---------------------|
| ID           | Paragraph    | Communication and Processing Group Prime Item Development Specification   | Verification Method |
| CPG-869      | 3.2.3.3.0-3  | (U) The CPG shelters <b>shall</b> house the operator stations, signal data processors, and communications equipment.  | I                   |
| CPG-870      | 3.2.3.3.0-4  | (U) The CPG <b>shall</b> have emergency indications and related controls using the guidance of Reference [10], section titled Emergency Use.  | I                   |
| CPG-871      | 3.2.3.3.0-5  | (U) The CPG <b>shall</b> have adjustable, ambient lighting with controls at the entrance to the shelters. Illumination is further described in Reference [22] and Reference [10], section titled <i>Illuminance</i> .   | D                   |
| CPG-872      | 3.2.3.3.0-6  | (U) The CPG <b>shall</b> have spacing of connectors and controls external to the shelters that is compatible with operation in cold weather/Mission Oriented Protective Posture (MOPP) IV protective clothing as specified in Reference [10], section titled <i>Spacing</i> . | A                   |
| CPG-873      | 3.2.3.3.0-7  | <b>b(3)</b>   | I                   |
| CPG-874      | 3.2.3.3.0-8  | (U) The CPG <b>shall</b> have interchangeable Line Replaceable Units (LRUs) as specified in Reference [10], section titled Design for Maintainability.  | I                   |
| CPG-875      | 3.2.3.3.0-9  | (U) The CPG <b>shall</b> have signal entrance panel(s) at the shelter exterior to interface with tactical, non-tactical, and commercial telephone systems.  | I                   |
| CPG-876      | 3.2.3.3.0-10 | (U) The CPG <b>shall</b> host the Flight Director SW.   | I                   |
| CPG-877      | 3.2.3.3.0-11 | (U) The CPG <b>shall</b> host the Weather Instrumentation Subsystem SW.   | I                   |
| CPG-878      | 3.2.3.3.0-12 | <b>b(3)</b>   | I                   |
| CPG-879      | 3.2.3.3.0-13 | (U) The CPG <b>shall</b> provide classified print capability.   | D                   |
| CPG-880      | 3.2.3.3.0-14 | (U) The CPG <b>shall</b> provide unclassified print capability.   | D                   |
| CPG-881      | 3.2.3.3.0-15 | (U) The CPG <b>shall</b> provide non-secure facsimile capability.   | D                   |
| CPG-882      | 3.2.3.3.0-16 | (U) The CPG <b>shall</b> provide secure facsimile capability.   | D                   |
| CPG-884      | 3.2.3.4.0-1  | (U) The CPG <b>shall</b> display the temperature within all CPG shelters.   | D                   |
| CPG-885      | 3.2.3.4.0-2  | (U) The CPG <b>shall</b> provide occupant control of the temperature within the CPG shelters.   | D                   |
| CPG-887      | 3.2.3.5.0-1  | (U) The CPG <b>shall</b> provide a protected environment for all internally housed equipment that is not part of the CPG Prime Item.  | I                   |
| CPG-897      | 3.2.4.1.0-1  | <b>b(3)</b>   | A                   |

| UNCLASSIFIED |             |  |                     |
|--------------|-------------|--|---------------------|
| ID           | Paragraph   | Communication and Processing Group Prime Item Development Specification  | Verification Method |
|              |             | b(3)   |                     |
| CPG-898      | 3.2.4.1.0-2 | b(3)   | A                   |
| CPG-899      | 3.2.4.1.0-3 | (U) The CPG airborne equipment shall operate not less than 30 days without scheduled maintenance.  | A                   |
| CPG-901      | 3.2.4.2.0-1 | (U) The CPG shall enable the maintainer, through an integrated central control, to: <ul style="list-style-type: none"> <li>a. (U) access maintenance information to include error detection, fault isolation, prime item operational health and diagnostics, CPG-level repair, logging, and prognostics</li> <li>b. (U) conduct maintenance actions to include diagnostics, b(3) initiate a repair action, initiate failover/recovery</li> <li>c. (U) access and display IETM material relevant to the component being assessed or selected maintenance action.</li> </ul> | D                   |
| CPG-905      | 3.2.4.2.0-2 | (U) The CPG shall maintain and record logs for maintenance events to include: <ul style="list-style-type: none"> <li>a. b(3)</li> <li>b. (U) fault detections</li> <li>c. (U) fault isolation actions</li> <li>d. (U) repair actions taken and information</li> <li>e. (U) system operational health</li> </ul>  | I                   |
| CPG-911      | 3.2.4.2.0-3 | (U) The CPG shall detect all mission critical failures using a combination of b(3) and initiated   | A                   |
| CPG-912      | 3.2.4.2.0-4 | (U) The CPG shall enable the operator to access the system failover/recovery capabilities necessary to support mission critical functions.   | A                   |
| CPG-913      | 3.2.4.2.0-5 | (U) The CPG shall enable the operator to access and initiate radar maintenance functions.  | T                   |
| CPG-914      | 3.2.4.2.0-6 | (U) The CPG shall display results of operator initiated radar diagnostics.   | D                   |
| CPG-916      | 3.2.4.3.0-1 | (U) The CPG shall meet all operational performance requirements as described in this document, section titled <i>Performance Characteristics</i> , when the execution of b(3) is enabled.  | T                   |
| CPG-917      | 3.2.4.3.0-2 | (U) The CPG shall include b3 and monitoring functions as they exist in the GFE and Commercial Off-the-Shelf (COTS)   | I                   |

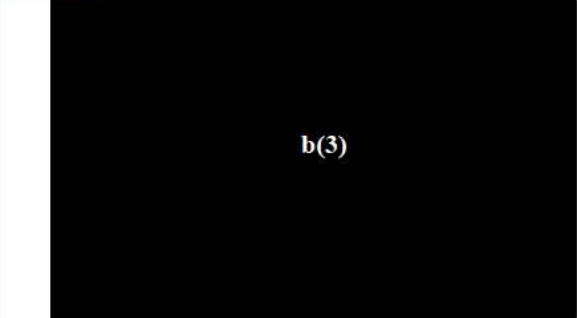
| UNCLASSIFIED |              |  |                     |
|--------------|--------------|--|---------------------|
| ID           | Paragraph    | Communication and Processing Group Prime Item Development Specification  | Verification Method |
|              |              | hardware.  |                     |
| CPG-918      | 3.2.4.3.0-3  | (U) The CPG shall enable execution of available<br>b(3)  | T                   |
| CPG-919      | 3.2.4.3.0-4  | (U) The CPG airborne equipment shall<br>report results when commanded. b(3)  | D                   |
| CPG-920      | 3.2.4.3.0-5  | (U) The CPG, prior to the execution of the<br>b(3)   | T                   |
| CPG-921      | 3.2.4.3.0-6  | (U) The CPG shall alert the operator if a fault condition is<br>b(3)   | T                   |
| CPG-922      | 3.2.4.3.0-7  | (U) The CPG shall continue to meet mission critical functions as described in this document, section titled <i>Performance Characteristics</i> ,<br>b(3) | D, A                |
| CPG-923      | 3.2.4.3.0-8  | b(3)   | A                   |
| CPG-924      | 3.2.4.3.0-9  | (U) The CPG shall enable the operator to initiate fault isolation diagnostics on CPG subsystems.   | D                   |
| CPG-925      | 3.2.4.3.0-10 | b(3)   | A                   |
| CPG-927      | 3.2.4.4.0-1  | b(3)   | D, A                |
| CPG-928      | 3.2.4.4.0-2  | (U) The CPG shall be compatible with standard<br>b(3)  | A                   |
| CPG-929      | 3.2.4.4.0-3  | (U) The CPG shall be compatible with standard<br>b(3)  | A                   |
| CPG-930      | 3.2.4.4.0-4  | (U) CPG integrated maintenance shall require no more than a single data entry of repair action information.  | D                   |
| CPG-932      | 3.2.4.5.0-1  | (U) The CPG shall collect data that can be used for prognostics from the CPG, the associated Platform, and the associated radar.                         | T                   |
| CPG-933      | 3.2.4.5.0-2  | b(3)   | A                   |
| CPG-934      | 3.2.4.5.0-3  | (U) The CPG shall alert the operator to impending faults and failures of components resulting from the predictions of the                                | D                   |



| UNCLASSIFIED |               |  |                     |
|--------------|---------------|--|---------------------|
| ID           | Paragraph     | Communication and Processing Group Prime Item Development Specification  | Verification Method |
|              |               | prognostic functions.  |                     |
| CPG-935      | 3.2.4.5.0-4   | (U) The CPG <b>shall</b> enable the operator to display system prognostic data.  | D                   |
| CPG-939      | 3.2.5.1.1.0-1 | (U) The CPG, while operational, <b>shall</b> meet the performance requirements specified in this document, sections titled <i>Performance Characteristics and Subsystem Quality Factors</i> , <b>b(3)</b> Temperature as a function of altitude is provided in Reference [19], Appendix F.   | A                   |
| CPG-940      | 3.2.5.1.1.0-2 | (U) The CPG, while operational, <b>shall</b> meet the performance requirements specified in this document, sections titled <i>Performance Characteristics and Subsystem Quality Factors</i> , after <b>b(3)</b> configured for storage or transport, with the allowance of environmental kits and procedures for temperature extremes.                     | A                   |
| CPG-942      | 3.2.5.1.2.0-1 | (U) The CPG, while operational, <b>shall</b> meet the performance requirements specified in this document, sections titled <i>Performance Characteristics and Subsystem Quality Factors</i> , during exposure to a relative humidity range from 3% to 100% non-condensing.   | A                   |
| CPG-943      | 3.2.5.1.2.0-2 | (U) The CPG, in an appropriate operational mode, <b>shall</b> meet all performance requirements specified in this document, sections titled <i>Performance Characteristics and Subsystem Quality Factors</i> , after exposure, while in the deployment, storage, or transport configurations, to a relative humidity range from 3% to 100% non-condensing. | A                   |
| CPG-945      | 3.2.5.1.3.0-1 | <b>b(3)</b>  | A                   |
| CPG-946      | 3.2.5.1.3.0-2 | <b>b(3)</b>  | A                   |
| CPG-948      | 3.2.5.1.4.0-1 | (U) The CPG, excluding GFE, <b>shall</b> survive during exposure to hail <b>b(3)</b>   | A                   |
| CPG-949      | 3.2.5.1.4.0-2 | (U) While in the storage and transport configuration, the CPG <b>shall</b> be protected during exposure to hail <b>b(3)</b>  | A                   |
| CPG-951      | 3.2.5.1.5.0-1 | (U) The CPG, while in the Tactical state, <b>shall</b> meet all performance requirements in this document, sections titled <i>Performance Characteristics and Subsystem Quality Factors</i> ,  | A                   |

| UNCLASSIFIED |               |   |                     |
|--------------|---------------|---|---------------------|
| ID           | Paragraph     | Communication and Processing Group Prime Item Development Specification   | Verification Method |
|              |               | during a snow falling rate of up to 1 inch/hour.  |                     |
| CPG-952      | 3.2.5.1.5.0-2 | (U) The CPG, while operational, <b>shall</b> meet all Performance requirements in this document, sections titled <i>Performance Characteristics and Subsystem Quality Factors</i> , except sensor performance, to withstand a snow load of 48.9 kilograms per square meter (10 lb/ft <sup>2</sup> ).                            | A                   |
| CPG-953      | 3.2.5.1.5.0-3 | (U) The CPG, while in storage and transport configurations, <b>shall</b> withstand a snow load of 97.7 kilograms per square meter (20 lb/ft <sup>2</sup> ) as described in Reference [27].  | A                   |
| CPG-955      | 3.2.5.1.6.0-1 | (U) The CPG, while operational, <b>shall</b> meet the performance requirements in this document, sections titled <i>Performance Characteristics and Subsystem Quality Factors</i> , when exposed to a salt atmosphere in sea locations and coastal regions. For information on salt atmospheres, see Reference [19] Appendix B. | A                   |
| CPG-956      | 3.2.5.1.6.0-2 | (U) The CPG, while operational, <b>shall</b> meet the performance requirements in this document, sections titled <i>Performance Characteristics and Subsystem Quality Factors</i> , after exposure to a salt atmosphere in sea locations and coastal regions while in a non-operational mode.                                   | A                   |
| CPG-957      | 3.2.5.1.6.0-3 | (U) The CPG, while operational, <b>shall</b> meet the performance requirements in this document, sections titled <i>Performance Characteristics and Subsystem Quality Factors</i> , after exposure to a salt atmosphere during ocean transportation while in the transport configuration.                                       | A                   |
| CPG-959      | 3.2.5.1.7.0-1 | (U) The CPG, in the appropriate operational mode, <b>shall</b> meet the performance requirements in this document, sections titled <i>Performance Characteristics and Subsystem Quality Factors</i> , (degraded sensor performance during operation is permitted) when exposed to blowing dust of <b>b(3)</b>                   | A                   |
| CPG-960      | 3.2.5.1.7.0-2 | (U) The CPG, in the appropriate operational mode, <b>shall</b> meet performance requirements in this document, section titled <i>Performance Characteristics</i> , when surface equipment exposed to blowing sand <b>b(3)</b>   | A                   |
| CPG-961      | 3.2.5.1.7.0-3 | (U) The CPG, in the appropriate operational mode, <b>shall</b> meet performance requirements in this document, section titled <i>Performance Characteristics</i> , when airborne equipment exposed to blowing sand <b>b(3)</b>  | A                   |

| UNCLASSIFIED |                |  |                     |
|--------------|----------------|--|---------------------|
| ID           | Paragraph      | Communication and Processing Group Prime Item Development Specification  | Verification Method |
|              |                | <b>b(3)</b> Note:<br>for the Tactical Mode, blowing sand does not reach operational altitude.  |                     |
| CPG-962      | 3.2.5.1.7.0-4  | (U) The CPG, after assembly into the appropriate operational mode, <b>shall</b> meet the performance requirements in this document, sections titled <i>Performance Characteristics</i> and <i>Subsystem Quality Factors</i> , following exposure, while in the storage and transport configurations, to blowing dust <b>b(3)</b>                             | A                   |
| CPG-963      | 3.2.5.1.7.0-5  | (U) The CPG, after assembly into the appropriate operational mode, <b>shall</b> meet performance in 3.2.1 of this document following exposure, while configured for storage or transport, to blowing sand <b>b(3)</b>  | A                   |
| CPG-965      | 3.2.5.1.8.0-1  | (U) The CPG <b>shall</b> be either composed of materials that inhibit the fungus growth or composed of materials which are protected from environments that would encourage fungus growth.   | A                   |
| CPG-967      | 3.2.5.1.9.0-1  | (U) The CPG, while operational, <b>shall</b> meet the performance requirements in this document, sections titled <i>Performance Characteristics</i> and <i>Subsystem Quality Factors</i> , while being subjected to steady state winds <b>b(3)</b>   | A                   |
| CPG-968      | 3.2.5.1.9.0-2  | (U) The CPG, in any state, <b>shall</b> survive an exposure to the following steady state wind conditions:<br>a. <b>b(3)</b> for airborne components<br>b. <b>b(3)</b> for ground equipment  | A                   |
| CPG-972      | 3.2.5.1.10.0-1 | (U) The CPG ground based equipment <b>shall</b> be protected while operational, during movement, and during storage from direct and indirect lightning, including Lightning Electromagnetic Pulse (LEMP), in accordance with the lightning requirements of Reference [17]. Relevant sections of Reference [26] and Reference [107] can be used for guidance. | T, A                |
| CPG-2482     | 3.2.5.1.10.0-2 | (U) The CPG airborne equipment <b>shall</b> be protected while operational, during movement, and during storage from direct and indirect lightning <b>b(3)</b> including Lightning Electromagnetic Pulse (LEMP), in accordance with the lightning requirements of  | A                   |

| UNCLASSIFIED |                |  |                     |
|--------------|----------------|--|---------------------|
| ID           | Paragraph      | Communication and Processing Group Prime Item Development Specification  | Verification Method |
|              |                | Reference [17]. Relevant sections of Reference [26] and Reference [107] can be used for guidance.  |                     |
| CPG-973      | 3.2.5.1.10.0-3 | (U) Following a near lightning strike without equipment damage, the CPG <b>shall</b> return to the state, mode and stored configuration existing prior to the strike through a controlled restart.   | T, A                |
| CPG-976      | 3.2.5.2.1.0-1  | (U) The CPG, while operational, <b>shall</b> meet performance requirements in this document, sections titled <i>Performance Characteristics and Subsystem Quality Factors</i> , while being subjected to vibration levels caused by operation.   | A                   |
| CPG-977      | 3.2.5.2.1.0-2  | (U) The CPG, while operational, <b>shall</b> meet all performance requirements in 3.2.1 <i>Performance Characteristics</i> and 3.2.4 <i>Subsystem Quality Factors</i> following exposure to vibration levels caused by normal transportation, maintenance, or storage. Transportation includes air, ground (both road and <b>b(3)</b> ), and sea.  | A                   |
| CPG-979      | 3.2.5.2.2.0-1  | (U) The CPG, while operational, <b>shall</b> meet the performance requirements in this document, sections titled <i>Performance Characteristics and Subsystem Quality Factors</i> , applicable to that operational mode, while being subjected to shock levels caused during normal operation of that mode.  | A                   |
| CPG-980      | 3.2.5.2.2.0-2  | (U) The CPG LRUs <b>shall</b> meet the performance requirements in this document, sections titled <i>Performance Characteristics and Subsystem Quality Factors</i> , after the LRUs are dropped, with drop height dependent on the LRU <b>b(3)</b><br><br><b>b(3)</b><br>while packaged in their transit containers according to the applicable documentation. | T                   |
| CPG-982      | 3.2.5.2.3.0-1  | (U) After assembly into the appropriate operational configuration, the CPG fragile components <b>shall</b> meet the performance requirements in this document, sections titled <i>Performance Characteristics and Subsystem Quality Factors</i> , <b>b(3)</b> while the CPG equipment is mounted in the designated ISO shelters or ISO containers for that equipment and while the   | A                   |

| UNCLASSIFIED |               |   |                     |
|--------------|---------------|---|---------------------|
| ID           | Paragraph     | Communication and Processing Group Prime Item Development Specification   | Verification Method |
|              |               | CPG is in the transport configuration.  |                     |
| CPG-2605     | 3.2.5.2.3.0-2 | (U) After assembly into the appropriate operational configuration, the CPG non-fragile components <b>shall</b> meet the performance requirements in this document, sections titled <i>Performance Characteristics and Subsystem Quality Factors</i> , <b>b(3)</b> while the CPG equipment is mounted in the designated ISO shelters or ISO containers for that equipment and while CPG is in the transport configuration. | A                   |
| CPG-2551     | 3.2.5.2.3.0-3 | (U) After assembly into the appropriate operational configuration, the CPG <b>shall</b> meet the performance requirements in this document, sections titled <i>Performance Characteristics and Subsystem Quality Factors</i> , <b>b(3)</b> , while the CPG equipment is mounted in the designated ISO shelters or ISO containers for that equipment and while CPG is in the transport configuration.                      | A                   |
| CPG-984      | 3.2.5.2.4.0-1 | (U) The CPG <b>shall</b> contain no electrically initiated devices (EID) or electro-explosive devices (EED).  | I                   |
| CPG-987      | 3.2.5.2.5.0-1 | (U) The CPG <b>shall</b> control unintentional emissions using Reference [16], Figure RE102-4 Army curve as guidance.   | A                   |
| CPG-988      | 3.2.5.2.5.0-2 | (U) The CPG ground equipment <b>shall</b> meet all performance requirements in this document, sections titled <i>Performance Characteristics and Subsystem Quality Factors</i> while protecting against spurious electromagnetic interference from other systems using Reference [16], Table V, Ground Army, as a guide.  | T, A                |
| CPG-989      | 3.2.5.2.5.0-3 | (U) Grounding and bonding on the CPG <b>shall</b> be implemented in accordance with the electrical bonding and external grounds requirements of Reference [17].   | T                   |
| CPG-990      | 3.2.5.2.5.0-4 | (U) The combination of shelter shielding and internal enclosures/shielded cables <b>shall</b> provide <b>b(3)</b> isolation from external electromagnetic radiation.  | A                   |
| CPG-2414     | 3.2.5.2.5.0-5 | (U) The CPG, in the appropriate operational mode, <b>shall</b> meet performance requirements in 3.2.1 Performance Characteristics, and 3.2.4 Subsystem Quality Factors in the presence of intra-system radiated and conducted emissions.  | A                   |
| CPG-2415     | 3.2.5.2.5.0-6 | (U) The CPG airborne equipment, excluding the GPS, in the appropriate operational mode, <b>shall</b> meet performance requirements in 3.2.1 Performance Characteristics, and 3.2.4 Subsystem Quality Factors in the presence of spurious in-band electromagnetic interference using Reference [16] RS103 (RE102 + 20dB). GFE must be Reference [16] compliant.  | A                   |

| UNCLASSIFIED |                 |  |                     |
|--------------|-----------------|--|---------------------|
| ID           | Paragraph       | Communication and Processing Group Prime Item Development Specification  | Verification Method |
| CPG-2416     | 3.2.5.2.5.0-7   | (U) The CPG airborne equipment, including the GPS, in the appropriate operational mode, <b>shall</b> meet performance requirements in 3.2. Performance Characteristics, and 3.2.4 Subsystem Quality Factors in the presence of spurious non-in-band electromagnetic interference <b>b(3)</b> . GFE must be compliant with Reference [16]. Reference [19] defines the set of in-band frequencies for antenna-connected equipment. | A                   |
| CPG-2405     | 3.2.5.2.6.0-1   | <b>b(3)</b>  | A                   |
| CPG-993      | 3.2.5.2.7.0-1   | (U) The CPG LRUs, or equipment cabinets as appropriate, except for GFE, <b>shall</b> meet the performance requirements in this document, section titled <i>Performance Characteristics</i> , <b>b(3)</b> .<br><br>(U) Note: ESD discharges directly to connector pins are not included. This only includes ESD discharges to LRUs or equipment cabinets, as appropriate.   | T                   |
| CPG-1005     | 3.2.5.2.9.2.0-1 | (U) The CPG airborne enclosures, for the purpose of NBC protection, <b>shall</b> protect internal equipment from contamination caused by an NBC event as described in Reference [19], section titled <i>Nuclear, Biological, and Chemical, Definitions</i> .   | A                   |
| CPG-1006     | 3.2.5.2.9.2.0-2 | (U) All exterior surfaces of ground based equipment <b>shall</b> be painted with Chemical Agent Resistant Coating (CARC), in accordance with Reference [29], with exterior topcoat 383 Green (color 34094 of Fed-Std-595)..  | I                   |
| CPG-2588     | 3.2.5.2.9.2.0-3 | (U) All exterior surfaces of non-GFE Communications Payload airborne enclosures external to both the windscreen and the aerostat <b>shall</b> be painted with Chemical Agent Resistant Coating (CARC), in accordance with Reference [29], with exterior topcoat white (color 37875 of Fed-Std-595).  | I                   |
| CPG-1007     | 3.2.5.2.9.2.0-4 | (U) The CPG <b>shall</b> be able to withstand contamination/decontamination as described herein while in the movement configuration. Items packaged in NBC protective ISO containers are protected by the containers.  | A                   |
| CPG-1008     | 3.2.5.2.9.2.0-5 | (U) Transportation enclosures which are non-GFE and delivered as part of the CPG <b>shall</b> be able to withstand contamination/decontamination described herein such that it protects the equipment contained within the enclosure.  | A                   |
| CPG-1009     | 3.2.5.2.9.2.0-6 | <b>b(3)</b>  | A                   |

| UNCLASSIFIED |                  |   |                     |
|--------------|------------------|---|---------------------|
| ID           | Paragraph        | Communication and Processing Group Prime Item Development Specification   | Verification Method |
|              |                  | b(3)  |                     |
| CPG-1010     | 3.2.5.2.9.2.0-7  | b(3)  | A                   |
| CPG-1011     | 3.2.5.2.9.2.0-8  | (U) The CPG, after subsection to worst case chemical and biological contamination, as specified herein, <b>shall</b> be restorable to an operational condition such that use of MOPP IV need not be continued, after being decontaminated using JLENS-specific decontamination procedures.  | A                   |
| CPG-1012     | 3.2.5.2.9.2.0-9  | (U) The CPG <b>shall</b> meet all performance requirements in this document, section titled Performance Characteristics, during and following exposure to NBC contaminants while in the Tactical mode of the Operations state and in the operations configuration.  | A                   |
| CPG-1013     | 3.2.5.2.9.2.0-10 | (U) The displays and equipment on the exterior of the CPG shelters <b>shall</b> be compatible with NBC protection and permit performance of mission-essential operations, communications, maintenance, re-supply, and decontamination tasks by personnel wearing cold weather/MOPP IV protective clothing, as described in Reference [10], sections titled <i>Operational Environment</i> and <i>Use with Individual Protective Equipment</i> .             | A                   |
| CPG-1014     | 3.2.5.2.9.2.0-11 | (U) The CPG <b>shall</b> provide protection for personnel from the effects of NBC contamination, as described in Reference [19], section titled <i>Nuclear, Biological, and Chemical, Definitions</i> , by an Environmental Control System (ECS), equipped with an integrated Gas Particulate Filter Unit (GPFU) and through methodized use of an integral NBC protective entry vestibule in order to allow operation without MOPP IV gear during exposure. | A                   |
| CPG-1016     | 3.2.6.0-1        | (U) All CPG equipment external to the CCS, DPS, and SPS, in transport configuration, <b>shall</b> be packed in 8' x 8' x 20' ISO containers. ISO container sizes which differ from 8' x 8' x 20' require approval by the JLENS Government Product Manager.  | I                   |
| CPG-1018     | 3.2.6.1.0-1      | b(3)  | A                   |
| CPG-1019     | 3.2.6.1.0-2      | (U) The CPG, while operational, <b>shall</b> meet the performance requirements in this document, sections titled Performance Characteristics and Subsystem Quality Factors, after exposure to Railroad Transportation Vibrations no greater than 0.488g rms in each of the three axes as illustrated in Figure 4.   | A                   |

| UNCLASSIFIED |             |  |                     |
|--------------|-------------|--|---------------------|
| ID           | Paragraph   | Communication and Processing Group Prime Item Development Specification  | Verification Method |
| CPG-1021     | 3.2.6.1.0-5 | (U) The CPG, while operational, <b>shall</b> meet the performance requirements in this document, sections titled <i>Performance Characteristics and Subsystem Quality Factors</i> , after being subjected to rail impact static equivalent loads no greater than 5.0 g longitudinal, 3.0 g vertical and 3.0 g lateral, incurred while in the transport configuration. This requirement applies to attachment points and bracketry. | A                   |
| CPG-1023     | 3.2.6.2.0-1 | (U) The CPG, in the transport configuration, <b>shall</b> be transportable off-road <b>b(3)</b>  | A                   |
| CPG-1024     | 3.2.6.2.0-2 | (U) The CPG, in the transport configuration, <b>shall</b> be transportable on highways defined in Reference [20] including an allowance for special permits where the limits for load, vibration, and shock are presented in Reference [19] Appendix E.  | A                   |
| CPG-1025     | 3.2.6.2.0-3 | (U) The CPG, in the transport configuration, <b>shall</b> be transportable on secondary roads where the limits for load, vibration, and shock are presented in Reference [19] Appendix E.  | A                   |
| CPG-1026     | 3.2.6.2.0-4 | (U) The CPG, in the transport configuration, <b>shall</b> be transportable on unimproved roads where the limits for load, vibration, and shock are presented in Reference [19] Appendix E. Performance expected after transport on unimproved roads is represented by the Perry Cross-Country Course No. 1. For vibration spectra profile refer to Figure 5.   | A                   |
| CPG-1029     | 3.2.6.3.0-1 | (U) The CPG <b>shall</b> be marine transportable in accordance with Reference [20] section titled <i>Water Transportation (Load on / Load off)</i> , where load limits and vibrations are presented in Reference [19] Appendix E.  | A                   |
| CPG-1030     | 3.2.6.3.0-2 | (U) The CPG, while operational, <b>shall</b> meet the performance requirements in this document, sections titled <i>Performance Characteristics and Subsystem Quality Factors</i> , after exposure to the Ship Transportation vibrations no greater than 0.315 g rms longitudinal, 0.315 g rms vertical, and 0.315 g rms lateral, incurred while in the transport configuration. For vibration spectra profile refer to Figure 6.  | A                   |
| CPG-1033     | 3.2.6.4.0-1 | (U) The CPG <b>shall</b> be transportable via C-130 (except ISOs or shelters which are greater than 8 foot by 8 foot by 20 foot, in any dimension), C-5, and C-17 aircraft. The shock and vibrations experienced during C-130, C-5, and C-17 aircraft transport are presented in Reference [19] Appendix E.  | A                   |
| CPG-1034     | 3.2.6.4.0-2 | (U) The CPG <b>shall</b> operate after exposure to the transportation vibration environment defined in Figures 7 and 8 <b>b(3)</b>   | A                   |
| CPG-1038     | 3.2.6.5.0-1 | (U) The CPG equipment in transport configuration <b>shall</b> have lift and tie-down provisions in accordance with Reference [5].  | I                   |



| UNCLASSIFIED |             |   |                     |
|--------------|-------------|---|---------------------|
| ID           | Paragraph   | Communication and Processing Group Prime Item Development Specification   | Verification Method |
| CPG-1039     | 3.2.6.5.0-2 | <p>(U) Transportation enclosures which are non-GFE and delivered as part of the Orbit <b>shall</b> protect the equipment contained within the enclosure from damage due to:</p> <ul style="list-style-type: none"> <li>a. (U) Temperatures extremes, as needed</li> <li>b. (U) Snow</li> <li>c. (U) Rain</li> <li>d. (U) Hail</li> <li>e. (U) Wind</li> <li>f. (U) Blowing sand</li> <li>g. (U) Lightning</li> <li>h. <span style="background-color: black; color: white; padding: 2px;">b(3)</span></li> <li>i. (U) NBC</li> </ul> <p>as specified in section titled <i>Environmental Conditions</i> when in the transport configuration.</p>  | I                   |
| CPG-1050     | 3.2.6.5.0-4 | <p>(U) The CPG, in the transport configuration, <b>shall</b> meet the U.S. Department of Transportation (DOT), North Atlantic Treaty Organization (NATO), and European Union (EU) Performance-Oriented Packaging (POP) standards for unrestricted highway, rail, and sea transportation.</p>  | A                   |
| CPG-2606     | 3.2.6.5.0-5 | <p>(U) Each JLENS unique transportation fixture onto which fragile hardware is mounted <b>shall</b> be marked with special handling procedures using Reference [32] as guidance.</p>  | I                   |
| CPG-1055     | 3.3.1.2.0-1 | <p>(U) The CPG <b>shall</b> be designed such that components containing hazardous materials listed in the EPA-17 and Class I Ozone Depleting Substances are only utilized in compliance with the JLENS Hazardous Materials Management Plan (HMMP). Note: Reference [19] Appendix A contains the aforementioned lists.</p>   | A                   |
| CPG-1057     | 3.3.2.0-1   | <p>(U) The CPG <b>shall</b> have all equipments marked in accordance with Reference [7] for unique identification with the following provisos and exceptions.</p> <ul style="list-style-type: none"> <li>1. (U) Provisos to this requirement are:           <ul style="list-style-type: none"> <li>a. (U) Only hardware and software items with a unit acquisition cost no less than \$5,000.</li> <li>b. (U) All hardware items with a unit acquisition cost less than \$5,000 when they are serially managed, mission critical, or controlled inventory items.</li> </ul> </li> <li>2. (U) Exceptions to this requirement are as specified in Reference [7] section titled Detailed Requirements subsection titled Exemptions:</li> </ul> | I                   |

| UNCLASSIFIED |               |  |                     |
|--------------|---------------|--|---------------------|
| ID           | Paragraph     | Communication and Processing Group Prime Item Development Specification  | Verification Method |
|              |               | <p>a. (U) "COTS items marked with commercial identification (firm name, logo, part number, etc.), and which present no identification difficulty may be exempt from additional marking requirements. This exemption extends to COTS items identified on a VICD."</p> <p>b. (U) "Parts within an assembly or a sub-assembly, that are not subject to removal, replacement, or repair or"</p> <p>c. (U) "When parts are deemed too small for the application of complete marking in accordance with Reference [7] section titled <i>Machine-readable information (MRI) marking</i>, a logo or other abbreviated marking [will] be substituted for the design activity identification."</p> |                     |
| CPG-1065     | 3.3.2.0-2     | (U) The CPG <b>shall</b> have nameplates, labeling, and product marking in accordance with Reference [7].  | I                   |
| CPG-1073     | 3.3.3.1.1.0-1 | (U) The CPG <b>shall</b> comply with the applicable portions of Reference [9] <i>Guidelines on Personnel Hazards, Flammability, and Electrical Overload Protection</i> .   | I                   |
| CPG-1074     | 3.3.3.1.1.0-2 | <p>(U) The CPG <b>shall</b> allow the system to perform a function which inherently increases Mishap Probability only if one of the following conditions is satisfied:</p> <p>a. (U) all relevant pre-requisite safety checks are passed prior to performing the potentially hazardous function, or</p> <p>b. (U) the safety checks have been explicitly overridden.</p>   | A                   |
| CPG-1077     | 3.3.3.1.1.0-3 | (U) The CPG <b>shall</b> have emergency lighting capability upon power failure.  | D                   |
| CPG-1078     | 3.3.3.1.1.0-4 | (U) The CPG <b>shall</b> have a second egress capability.  | I                   |
| CPG-1079     | 3.3.3.1.1.0-5 | (U) The CPG <b>shall</b> have lift points that are clearly labeled.  | I                   |
| CPG-1080     | 3.3.3.1.1.0-6 | (U) The CPG <b>shall</b> have floor surfaces and stair and step trades that provide non-slip characteristics.  | I                   |
| CPG-1081     | 3.3.3.1.1.0-7 | (U) The CPG <b>shall</b> have a configuration that prevents equipment from tipping over or falling on personnel performing operations, maintenance, or training tasks.   | I                   |
| CPG-1082     | 3.3.3.1.1.0-8 | (U) The CPG <b>shall</b> use self sealing connectors for coolant lines to reduce the likelihood of coolant leakage during CPG operation and maintenance as appropriate.  | I                   |
| CPG-1083     | 3.3.3.1.1.0-9 | (U) The CPG <b>shall</b> have danger and caution signs, labels, tags, and markings to warn of specific voltages, current, thermal, or physical hazards including:  | I                   |

| UNCLASSIFIED |                |  |                     |
|--------------|----------------|--|---------------------|
| ID           | Paragraph      | Communication and Processing Group Prime Item Development Specification  | Verification Method |
|              |                | <p>a. (U) Color code per Reference [100]</p> <p>b. (U) For potentials between 70 and 500 Volts, display "WARNING" sign and list maximum voltage</p> <p>c. (U) For potentials in excess of 500V, display the "DANGER" and "HIGH VOLTAGE" signs and list maximum voltage</p> <p>d. (U) Microwave or RF radiation warning signs, labels, or tags should be in accordance with Reference [102], Reference [103], or Reference [104].</p> |                     |
| CPG-1088     | 3.3.3.1.1.0-10 | (U) The CPG <b>shall</b> limit acoustic noise levels in accordance with Reference [21], <i>Steady-State Noise, Personnel Occupied Areas</i> . Hearing protection may be used to reduce the levels.   | T                   |
| CPG-1089     | 3.3.3.1.1.0-11 | (U) The CPG <b>shall</b> transition to a safe state upon completion of a hazardous condition.  | D                   |
| CPG-1090     | 3.3.3.1.1.0-12 | (U) If hardware safety interlocks are to be utilized by the CPG, the interlocks <b>shall</b> not be overridden by software.  | A                   |
| CPG-1091     | 3.3.3.1.1.0-13 | (U) The CPG interlocks <b>shall</b> be self-resetting.   | D                   |
| CPG-1093     | 3.3.3.1.2.0-1  | (U) The CPG <b>shall</b> have a means to reduce the voltage at test points to less than 300V if the potential to be measured is in excess of 300V peak.  | T                   |
| CPG-1094     | 3.3.3.1.2.0-2  | (U) The CPG assemblies which contain circuits operating at potentials in excess of 500V <b>shall</b> be completely enclosed with any access covers and plates equipped with non-bypassable interlocks that activate to shut down power.  | I                   |
| CPG-1095     | 3.3.3.1.2.0-3  | (U) The CPG <b>shall</b> have at least 3 barriers, to preclude accidental contact under all conditions of operation and maintenance, for all potentials between 30V and 500V.  | I                   |
| CPG-1096     | 3.3.3.1.2.0-4  | (U) The CPG high voltage circuits containing capacitors which store more than 0.25 joules <b>shall</b> have discharging devices unless they discharge to 30V or less within 2 seconds after power removal for maintenance purposes. Note: This does not apply to batteries.  | A                   |
| CPG-1097     | 3.3.3.1.2.0-5  | (U) The CPG <b>shall</b> have external conductive surfaces of equipment housing hazardous voltages grounded to a common static and safety ground point.  | I                   |
| CPG-1098     | 3.3.3.1.2.0-6  | (U) The CPG <b>shall</b> have catastrophic hazards mitigated by at least three barriers one of which must be a fail-safe device. Fail-safe device, barrier, and critical hazard are defined in Reference [28].   | I                   |
| CPG-1099     | 3.3.3.1.2.0-7  | (U) The CPG <b>shall</b> have critical hazards mitigated by at least two barriers, one of which must be a fail-safe device.  | I                   |

| UNCLASSIFIED |                |   |                     |
|--------------|----------------|---|---------------------|
| ID           | Paragraph      | Communication and Processing Group Prime Item Development Specification   | Verification Method |
| CPG-1100     | 3.3.3.1.2.0-8  | (U) The CPG <b>shall</b> have visible markings for LRUs sensitive to Electrostatic Discharge (ESD).   | I                   |
| CPG-1101     | 3.3.3.1.2.0-9  | (U) The CPG <b>shall</b> prevent shorting of circuits carrying more than 25A. Appropriate means may include guards and warning labels.  | I                   |
| CPG-1102     | 3.3.3.1.2.0-10 | (U) The CPG <b>shall</b> have Ground Fault Circuit Interrupters (GFCI) for all external outlets.  | I                   |
| CPG-1103     | 3.3.3.1.2.0-11 | (U) External connectorized power sources (greater than 30V) provided by the CPG <b>shall</b> be either GFCI or interlocked. The order of precedence is:<br>a. (U) Hardwired with metallic conduit or shielded cable with GFCI<br>b. (U) GFCI if maximum threshold is more than 20mA<br>c. (U) Fail-safe interlock   | I                   |
| CPG-1107     | 3.3.3.1.2.0-12 | (U) The CPG interlocks <b>shall</b> be fail-safe.   | D                   |
| CPG-1108     | 3.3.3.1.2.0-13 | (U) The CPG <b>shall</b> ensure that powered ends of connectors are protected from accidental contact.  | I                   |
| CPG-1109     | 3.3.3.1.2.0-14 | (U) The CPG equipment <b>shall</b> have exposed external metallic parts, surfaces, and shields, exclusive of antenna and transmission line terminals, at ground potential during normal operation as suggested in Reference [9], Guideline 1, <i>Ground</i> .   | I                   |
| CPG-1110     | 3.3.3.1.2.0-15 | (U) The CPG <b>shall</b> have a point on all electrically conductive chasses that will serve as the common tie point for static and safety grounds using Reference [9], <i>General Guidelines for Electronic Equipment</i> , Guideline 1, <i>Ground</i> .   | I                   |
| CPG-1111     | 3.3.3.1.2.0-16 | (U) The CPG equipment <b>shall</b> have connectors which preclude the mismatching of cables in a manner which would cause malfunction, damage to equipment or hazard to personnel. Where design considerations require plug and receptacles of similar configuration in close proximity, the mating plugs and receptacles should be suitable coded or marked to clearly indicate the mating connectors. | I                   |
| CPG-1113     | 3.3.3.1.3.0-1  | (U) The CPG <b>shall</b> have a combination of procedures, guards, and safety devices to preclude contact with moving mechanical parts such as gears, fans, and belts during operation and maintenance.   | I                   |
| CPG-1114     | 3.3.3.1.3.0-2  | (U) The CPG <b>shall</b> have an interlock which disables mechanical motion of the CPG ECS during maintenance.  | I                   |
| CPG-1115     | 3.3.3.1.3.0-3  | (U) The CPG equipment <b>shall</b> have door or hinged covers that are provided with stops to hold them open as appropriate.  | I                   |

| UNCLASSIFIED |               |   |                     |
|--------------|---------------|---|---------------------|
| ID           | Paragraph     | Communication and Processing Group Prime Item Development Specification   | Verification Method |
| CPG-1116     | 3.3.3.1.3.0-4 | (U) The CPG <b>shall</b> have physical guards to prevent inadvertent exposure of personnel to surface temperatures outside the maximum/minimum (Reference [10], section titled <i>Thermal Contact Hazards Table XXI</i> , or less than 0 degrees Celsius) except for surface temperatures induced by climactic environment. | I                   |
| CPG-1118     | 3.3.3.1.4.0-1 | (U) The CPG shelters <b>shall</b> have fire extinguishers, smoke alarms, and carbon monoxide detectors.   | I                   |
| CPG-1119     | 3.3.3.1.4.0-2 | (U) The CPG UPS batteries <b>shall</b> not vent flammable gas when a single failure occurs.   | I                   |
| CPG-1121     | 3.3.3.1.5.0-1 | (U) The CPG <b>shall</b> vent battery enclosures to prevent the buildup of flammable gas, as appropriate.   | I                   |
| CPG-1122     | 3.3.3.1.5.0-2 | (U) The CPG <b>shall</b> have no radioactive materials which are defined by the Nuclear Regulation Commission that have greater than 0.002 microcuries per gram or activity per item equals or exceeds 0.01 microcuries.  | I                   |
| CPG-1124     | 3.3.3.1.6.0-1 | (U) The CPG <b>shall</b> have provisions to protect personnel and fuel against the hazards of electromagnetic radiation using Reference [106].  | I                   |
| CPG-1126     | 3.3.3.1.7.0-1 | (U) The CPG <b>shall</b> provide local emergency power shutdown capability at manned locations and shelters.  | D                   |
| CPG-1128     | 3.3.3.2.0-1   | (U) The CPG <b>shall</b> ensure that safety critical functions execute to completion, barring loss of power. Exiting a safety critical function gracefully can be considered executing to completion.   | D                   |
| CPG-1129     | 3.3.3.2.0-2   | (U) The CPG <b>shall</b> display an indication of the occurrence of an exception that terminates a CPG operational sequence containing a safety critical function.  | D                   |
| CPG-1131     | 3.3.3.2.0-3   | (U) The CPG <b>shall</b> validate the contents of software executables prior to execution and data files prior to use.  | D                   |
| CPG-1132     | 3.3.3.2.0-4   | (U) The CPG <b>shall</b> enable the operator to cancel a safety critical function or software function causing a hazardous condition with a single action. The single action may consist of pressing two keys, buttons, or switches simultaneously.   | D                   |
| CPG-1133     | 3.3.3.2.0-5   | (U) The CPG <b>shall</b> verify correct transfer of safety critical messages. Verification includes providing acknowledgements, performing cyclic redundancy checks, and checking message protocol formats.   | A                   |
| CPG-1135     | 3.3.3.3.0-1   | (U) The CPG <b>shall</b> have over temperature detection devices to mitigate overheating hazards that result in damage to the equipment over \$1M.  | A                   |
| CPG-1138     | 3.3.4.1.0-1   | (U) The CPG <b>shall</b> have reach access for inserting, adjusting, and/or removing a unit or assembly as specified in Reference   | I                   |

| UNCLASSIFIED |             |  |                     |
|--------------|-------------|--|---------------------|
| ID           | Paragraph   | Communication and Processing Group Prime Item Development Specification  | Verification Method |
|              |             | [10], section titled <i>Physical Access</i> .  |                     |
| CPG-1139     | 3.3.4.1.0-2 | (U) The CPG replacement units, assemblies, and connectors <b>shall</b> meet the insertion, removal, and grip force requirement in Reference [10], section titled <i>Design for Maintainability</i> .   | D                   |
| CPG-1140     | 3.3.4.1.0-3 | (U) The CPG <b>shall</b> have visual access for corrective and preventative maintenance tasks as specified in Reference [10], section titled <i>Visual Access</i> .  | I                   |
| CPG-1141     | 3.3.4.1.0-4 | (U) The CPG <b>shall</b> have access openings and clearance dimensions for inserting, adjusting, and/or removing a unit or assembly as specified in Reference [10], section titled <i>Physical Access</i> .  | D                   |
| CPG-1142     | 3.3.4.1.0-5 | (U) The CPG units and assemblies <b>shall</b> be configured for removal, carry, and replacement as specified in Reference [10], section titled <i>Weight</i> .   | D                   |
| CPG-1143     | 3.3.4.1.0-6 | (U) The CPG <b>shall</b> have work areas and equipment that accommodate a soldier population that ranges in stature from the 5th percentile female to the 95th percentile male as specified in Reference [10], sections titled <i>Physical Accommodation and Workspace Design</i> .  | A                   |
| CPG-1144     | 3.3.4.1.0-7 | (U) The CPG <b>shall</b> have workstations, controls, indicators, and Graphical User Interfaces that are mounted for seated operations as specified in Reference [10], section titled <i>Seated Operations</i> .   | A                   |
| CPG-1146     | 3.3.4.2.0-1 | (U) The CPG <b>shall</b> provide a controlled environment that meets the temperature range, humidity range, and ventilation requirements, for operators and operation of all installed equipment within the CPG in accordance with Reference [10], sections titled <i>Heating, Air Conditioning, Humidity, and Ventilation</i> . | T                   |
| CPG-1148     | 3.3.4.3.0-1 | (U) The CPG <b>shall</b> have human-to-machine interfaces with state-of-the-art computer and display technology, excluding GFE. This requirement does not apply to non-CPG items that the CPG houses such as the Flight Director Platform software and SDP.  | I                   |
| CPG-1150     | 3.3.4.4.0-1 | (U) The CPG <b>shall</b> have controls using the guidance of Reference [10], section titled <i>Controls</i> .  | A                   |
| CPG-1151     | 3.3.4.4.0-2 | (U) The CPG <b>shall</b> present alerts and rejects using the guidance of Reference [10], section titled <i>User-Computer Interface</i> .  | D                   |
| CPG-1152     | 3.3.4.4.0-3 | (U) The CPG <b>shall</b> present visual displays using the guidance of Reference [10], section titled <i>Visual Displays</i> .   | D                   |
| CPG-1153     | 3.3.4.4.0-4 | (U) The CPG <b>shall</b> have identifications, labels, legends, signs, and warnings using the guidance of Reference [10],  | I                   |

| UNCLASSIFIED |             |  |                     |
|--------------|-------------|--|---------------------|
| ID           | Paragraph   | Communication and Processing Group Prime Item Development Specification  | Verification Method |
|              |             | section titled <i>Labeling</i> , and Reference [103].  |                     |
| CPG-1156     | 3.3.5.1.0-1 | (U) The CPG <b>shall</b> use Approved Information Assurance (IA) products or IA-enabled products for all information system security functions. Approved products are those which have been evaluated by the NSA or in accordance with NSA-Approved processes. | I                   |
| CPG-2501     | 3.3.5.1.0-2 | (U) The CPG <b>shall</b> incorporate the security principle of least privilege.  | T, I                |
| CPG-1169     | 3.3.5.1.0-3 | (U) The CPG <b>shall</b> incorporate identification, authentication, and access controls.  | T                   |
| CPG-2500     | 3.3.5.1.0-4 | <b>b(3)</b>  | I                   |
| CPG-2505     | 3.3.5.1.0-5 | (U) The security support structure of the CPG <b>shall</b> be isolated. Means of isolation may include the use of partitions and/or domains that control access to and integrity of hardware, software, and firmware that perform security functions.          | T, I                |
| CPG-1161     | 3.3.5.2.0-1 | <b>b(3)</b>  | I                   |
| CPG-2585     | 3.3.5.2.0-2 | <b>b(3)</b>  | I                   |
| CPG-2507     | 3.3.5.2.0-3 | <b>b(3)</b>  | I                   |
| CPG-2589     | 3.3.5.2.0-4 | <b>b(3)</b>  | I                   |
| CPG-1162     | 3.3.5.2.0-5 | <b>b(3)</b>  | I                   |
| CPG-2577     | 3.3.5.2.0-6 | (U) The CPG <b>shall</b> deploy host-based intrusion detection   | I                   |

| UNCLASSIFIED |             |  |                     |
|--------------|-------------|--|---------------------|
| ID           | Paragraph   | Communication and Processing Group Prime Item Development Specification  | Verification Method |
|              |             | systems for medium or high risk operator-interactive applications, except where tactical system performance would be degraded or Army-approved solutions are not available.  |                     |
| CPG-1172     | 3.3.5.2.0-7 | b(3)   | I                   |
| CPG-1164     | 3.3.5.2.0-8 | (U) The CPG shall implement virus protection for all servers, workstations, and mobile computing devices.  | T, I                |
| CPG-1165     | 3.3.5.3.0-1 | (U) The CPG shall incorporate boundary defense mechanisms. b(3)  | I                   |
| CPG-1168     | 3.3.5.4.0-1 | (U) The CPG shall implement locks and alarms for the protection of classified information systems in accordance with the appropriate level of classification. Information systems include processing and communications equipment.                     | I                   |
| CPG-1157     | 3.3.5.5.0-1 | (U) The CPG shall provide an enclave for unclassified information.   | T                   |
| CPG-1158     | 3.3.5.5.0-2 | (U) The CPG shall provide an enclave for classified information.   | T                   |
| CPG-1171     | 3.3.5.6.0-1 | b(3)   | T                   |
| CPG-2418     | 3.3.5.6.0-2 | (U) The CPG shall provide the interface to allow the operator to command the associated radar b(3)   | T                   |
| CPG-2398     | 3.3.5.6.0-3 | b(3)   | T                   |
| CPG-1177     | 3.3.5.7.0-1 | (U) The CPG shall perform configuration checks during system initialization. Note: Configuration checks are performed on the hardware to validate that the interface, network, data storage, and processing related items are present and operational. | D                   |
| CPG-2578     | 3.3.5.7.0-2 | (U) The CPG shall perform configuration checks during the system initialization of the loaded software. b(3)   | D                   |
| CPG-2452     | 3.3.5.7.0-3 | (U) The CPG shall perform system configuration checks during an orderly system shutdown.   | D                   |
| CPG-1179     | 3.3.5.7.0-4 | (U) The CPG shall alert the operator upon completion of configuration checks and display the configuration check   | D                   |



| UNCLASSIFIED |                 |  |                     |
|--------------|-----------------|--|---------------------|
| ID           | Paragraph       | Communication and Processing Group Prime Item Development Specification  | Verification Method |
|              |                 | results of the CPG, associated radar, and the Platform.  |                     |
| CPG-1180     | 3.3.5.7.0-5     | (U) The CPG <b>shall</b> enable the operator to manually acknowledge the configuration checks results of the CPG, the Platform, and the associated radar.  | T                   |
| CPG-1178     | 3.3.5.7.0-5.0-1 | (U) Prior to transitioning the system to Tactical mode, The CPG <b>shall</b><br>a) have received a pass on all hardware and software configuration checks or<br>b) have received an operator over-ride to hardware and software configuration checks that have not all passed. | D                   |
| CPG-1181     | 3.3.5.7.0-6     | (U) The CPG <b>shall</b> create and maintain a log which includes the results of the configuration checks for the CPG, the associated Platform, and the associated radar.  | D                   |
| CPG-1182     | 3.3.5.7.0-7     | (U) The CPG <b>shall</b> record hardware and software configuration data to the configuration log.   | D                   |
| CPG-1185     | 3.3.7.0-1       | (U) The CPG subsystems <b>shall</b> be designed with 50% data processing reserves for computer throughput and computer memory.   | T                   |
| CPG-1190     | 3.3.7.1.0-1     | (U) The CPG <b>shall</b> have non-volatile data storage devices with removable media.  | I                   |
| CPG-1191     | 3.3.7.1.0-2     | (U) The CPG classified data storage media <b>shall</b> be removable with the use of standard tools or standard equipment.  | D                   |
| CPG-1194     | 3.3.7.3.0-1     | (U) The CPG, excluding GFE, <b>shall</b> receive and forward IPv6 packets, and interface with other systems and protocols in accordance with Reference [8].  | D                   |
| CPG-1196     | 3.3.8.0-1       | (U) The CPG CCS <b>shall</b> be interchangeable between the SuS and the FCS.   | A                   |
| CPG-1197     | 3.3.8.0-2       | (U) The CPG airborne equipment <b>shall</b> be interchangeable between the SuS and the FCS.  | A                   |
| CPG-1199     | 3.4.0-1         | (U) The CPG design <b>shall</b> comply with the applicable information technology standards contained in the DoD Information Technology Standards Registry (DISR).   | A                   |
| CPG-1205     | 3.5.2.0-1       | (U) Scheduled PMCS for the CPG that removes the system from operation <b>shall</b> be no greater than 8 hours per occurrence with the exception of maintenance which requires depot support.   | A                   |
| CPG-1207     | 3.5.3.0-1       | (U) The CPG <b>shall</b> be designed such that standard military vehicles can be used for ground transportation.   | A                   |
| CPG-1208     | 3.5.3.0-2       | (U) The CPG <b>shall</b> be designed to use standard military vehicles, shelters, and trailers unless the government approves  | A                   |

| <b>UNCLASSIFIED</b> |                  |   |                            |
|---------------------|------------------|---|----------------------------|
| <b>ID</b>           | <b>Paragraph</b> | <b>Communication and Processing Group Prime Item Development Specification</b>  | <b>Verification Method</b> |
|                     |                  | justification for non-military equipment.   |                            |
| CPG-1210            | 3.5.4.0-1        | (U) The CPG <b>shall</b> be designed such that standard military vehicles can be used for handling.   | A                          |
| CPG-1211            | 3.5.4.0-2        | (U) The CPG <b>shall</b> be designed to use military lifting and handling equipment, unless the government approves justification for non-military equipment. | A                          |
| CPG-1213            | 3.5.5.0-1        | b(3)  | D                          |
| CPG-1214            | 3.5.5.0-2        | b(3)  | D                          |
| <b>UNCLASSIFIED</b> |                  |   |                            |

**5 (U) PREPARATION FOR DELIVERY**

**6 (U) NOTES**

**6.1 (U) ACRONYM LIST**

| <b>UNCLASSIFIED</b> |   |
|---------------------|---|
| <b>Acronym</b>      | <b>Definition</b>   |
| ABCS                | Army Battle Command System  |
| ABT                 | Air Breathing Threat  |
| ACM                 | Advanced Cruise Missile<br>Airspace Control Measure                       |
| ACO                 | Airspace Control Order  |
| ACUS                | Area Common User Services   |
| ADP                 | Air Defense Plan  |
| ADSAM               | Air-Directed Surface-to-Air Missile                                       |
| AFOI                | Airborne Fiber Optic Interface  |
|                     | <b>b(3)</b>   |
| ANSI                | American National Standards Institute                                     |
| AOI                 | Area of Interest  |
| ARM                 | Anti-Radiation Missile  |
| ARS                 | Attitude Reference System   |
| ASM                 | Air-to-Surface Missile  |
| ASW                 | Air Strike Warning  |
|                     | <b>b(3)</b>   |
| ATO                 | Air Tasking Order   |
| BER                 | Bit Error Rate  |
|                     | <b>b(3)</b>   |
|                     | <b>b(3)</b>   |
| BMC4I               | Battle Management Command Control Communications Computers & Intelligence |
| C2                  | Command and Control   |
| C4I                 | Command Control Communications Computers & Intelligence                   |
| CADRG               | Compressed Arc Digitized Raster Graphics                                  |
| CANTCO              | Cannot Comply   |
| CARC                | Chemical Agent Resistant Coating  |
| CCS                 | Communication and Control Station   |
| CDS                 | Cross Domain Solutions  |

| <b>UNCLASSIFIED</b> |   |
|---------------------|---|
| CEC                 | Cooperative Engagement Capability   |
| CEP                 | Cooperative Engagement Processor  |
| CGE                 | Communication Ground Equipment  |
| CHS                 | Common Hardware and Software  |
| CID                 | Combat Identifier   |
| CIO                 | Chief Information Officer   |
| CM                  | Cruise Missile  |
| CMF                 | Common Message Format   |
| CNR                 | Combat Net Radio  |
| COA                 | Course of Action  |
| COTS                | Commercial Off-The-Shelf  |
| CP                  | Communication Payload   |
| CPG                 | Communication Processing Group  |
| CWDM                | Crossband Wave Division Multiplex   |
| DAA                 | (1) Designated Approving Authority<br>(2) Designated Accrediting Authority<br>(3) Delegated Accrediting Authority |
| DAL                 | Defended Asset List   |
| DCP                 | Display Command Processor   |
| DCPG                | Defense Communications Planning Group   |
| DGPS                | Differential Global Positioning System  |
| DIICOE              | Defense Information Infrastructure Common Operating Environment   |
| DIS                 | Distributed Interactive Simulation  |
| DISN                | Defense Information Systems Network   |
| DISR                | DoD Information Technology Standards Registry   |
| DNVT                | Digital Non-Secure Voice Telephone  |
| DoD                 | Department of Defense   |
| DOT                 | Department of Transportation  |
| DPGDS               | Deployable Power Generation and Distribution System   |
| DPM                 | Display and Process Manager   |
| DPS                 | Data Processing Station   |
| DSN                 | Defense Switched Network  |
| DSVT                | Digital Secure Voice Telephone  |
|                     | <b>b(3)</b>   |

| <b>UNCLASSIFIED</b> |   |
|---------------------|---|
| DWDM                | Defense Wavelength Division Multiplexing  |
| E3                  | Electromagnetic Environment Effect        |
|                     | <b>b(3)</b>                               |
|                     | <b>b(3)</b>                               |
| ECS                 | Environmental Control System              |
| ECS                 | Environmental Control System              |
| EED                 | Electro Explosive Devices                 |
| EHF                 | Extreme High Frequency                    |
| EID                 | Electrically Initiated Devices            |
| EM                  | Electromagnetic Emissions                 |
| EMCON               | Emission Control                          |
| EMI                 | Electromagnetic Interference              |
|                     | <b>b(3)</b>                               |
| EPA                 | Environmental Protection Agency           |
| ERP                 | Effective Radiated Power                  |
| ESD                 | Electrostatic Discharge                   |
| EU                  | European Union                            |
| EW                  | Electronic Warfare                        |
| FCR                 | Fire Control Radar                        |
| FCS                 | Fire Control System                       |
| FD                  | Flight Director                           |
| FW                  | Fixed Wing                                |
| GATM                | Global Air Traffic Management             |
| GCCS                | Global Command and Control System         |
| GFCI                | Ground Fault Circuit Interrupters         |
| GFE                 | Government Furnished Equipment            |
| GFOI                | Ground Fiber Optic Interface              |
| GIC                 | Gabarit International de Chargement       |
| GOTS                | Government Off-The-Shelf                  |
| GPFU                | Gas Particulate Filter Unit               |
| GPS                 | Global Positioning System                 |
| GSSIP               | Global Standard Serial Interface Protocol |
| HAWK                | Homing All the Way Killer                 |
| HE                  | Higher Echelon                            |

| <b>UNCLASSIFIED</b> |   |
|---------------------|---|
| HE(FO)              | Higher Echelon (Force Operations)                               |
| HELO                | Helicopter  |
| <b>b(3)</b>         |   |
| HEU                 | Higher Echelon Unit   |
| HEU (EO)            | Higher Echelon Unit (Engagement Operations)                     |
| HF                  | High Frequency  |
| HLA                 | High Level Architecture   |
| HW                  | Hardware  |
| IA                  | Information Assurance   |
| IAGP                | Integrated Air and Ground Picture                               |
| IAMD                | Integrated Air and Missile Defense                              |
| IAVM                | Information Assurance Vulnerability Management                  |
| IBS                 | Integrated Broadcast System                                     |
| ID                  | Identification  |
| IDAA                | ID Authority Area   |
| IDS                 | Intrusion Detection System                                      |
| IEEE                | Institute of Electrical & Electronics Engineers                 |
| IETM                | Interactive Electronic Technical Manuals                        |
| IFF                 | Identification Friend or Foe                                    |
| IP                  | Internet Protocol   |
| IR                  | Infrared  |
| IRS                 | Interface Requirement Specification                             |
| IS                  | Information System  |
| ISDN                | Integrated Services Digital Network                             |
| ISO                 | International Organization for Standardization                  |
| JASPER              | JLENS All-software SuR/PTIR Emulation in Real-time              |
| JDN                 | Joint Data Network  |
| JICO                | Joint Interface Control Officer                                 |
| JLENS               | Joint Land Attack Cruise Missile Defense Elevated Netted Sensor |
| JNN                 | Joint Network Node  |
| JRE                 | Joint Range Extension   |
| JREAP               | Joint Range Extension Application Protocol                      |
| JS2                 | JLENS Spiral 2 System   |
| JTA                 | Joint Technical Architecture                                    |

| <b>UNCLASSIFIED</b> |   |
|---------------------|---|
| JTA-A               | Joint Technical Architecture Army               |
|                     | <b>b(3)</b>                                     |
| KVA                 | Kilovolt-Ampere                                 |
| LACM                | Land Attack Cruise Missile                      |
| LACMD               | Land Attack Cruise Missile Defense              |
| LAN                 | Local Area Network                              |
| LCR                 | Large Caliber Rocket                            |
| LEMP                | Lightning Electromagnetic Pulse                 |
| LPE                 | Launch Point Estimates                          |
| LRU                 | Line Replaceable Unit                           |
| LTS                 | Long-Term Storage                               |
| LVT                 | Low Volume Terminal                             |
| MAC                 | Mission Assurance Category                      |
| MBMMR               | Multi-Band Multi-Mode Radio                     |
| MEADS               | Medium Extended Air Defense System              |
| MIDS                | Multifunctional Information Distribution System |
| MILSATCOM           | Military Satellite Communications               |
| MMD                 | Mass Median Diameter                            |
| MMS                 | Mobile Mooring Station                          |
| MO                  | Mission Operations                              |
| MOPP                | Mission Oriented Protective Posture             |
| MRBM                | Medium Range Ballistic Missile                  |
| MS                  | Mission Support                                 |
| MSE                 | Mobile Subscriber Equipment                     |
| MTBSA               | Mean Time Between System Aborts                 |
| MTTR                | Mean Time To Repair                             |
| NATO                | North Atlantic Treaty Organization              |
| NAVSEA              | Naval Sea Systems Command                       |
| NBC                 | Nuclear Biological Chemical                     |
|                     | <b>b(3)</b>                                     |
| NDI                 | Non-Developmental Item                          |
| NFPA                | National Fire Protection Agency                 |
|                     | <b>b(3)</b>                                     |
| NGT                 | Not Greater Than                                |



| <b>UNCLASSIFIED</b> |   |
|---------------------|---|
| NIMA                | National Imagery and Mapping Agency                   |
| NIPRNET             | Non-Classified Internet Protocol Router Network       |
| NISPOM              | National Industrial Security Program Operating Manual |
| NIST                | National Institute of Standards and Technology        |
| NLT                 | Not Less Than   |
| NPG                 | Network Participation Group                           |
| NSA                 | National Security Agency                              |
| NTP                 | Network Time Protocol                                 |
| OTH                 | Over-the-Horizon                                      |
| PATRIOT             | Phased Array Tracking Radar Intercept on Target       |
| PCDS                | Power Conversion and Distribution System              |
| PF                  | Probability of False Correlation                      |
| PI                  | Prime Item  |
| PIDS                | Prime Item Development Specification                  |
| PDAL                | Prioritized Defended Asset List                       |
| PTIR                | Precision Track Illumination Radar                    |
| PTL                 | Primary Threat Line                                   |
| PM                  | Probability of Missed Correlation                     |
| PMCS                | Preventative Maintenance Checks and Services          |
| POP                 | Performance-Oriented Packaging                        |
| PPLI                | Precise Participant Location and Identification       |
| PPS                 | Pulse Per Second                                      |
| PSTN                | Public Switched Telephone Network                     |
| RF                  | Radio Frequency                                       |
| RPV                 | Remotely Piloted Vehicles                             |
| RTVM                | Requirements Traceability and Verification Matrix     |
| RW                  | Rotary Wing   |
|                     | <b>b(3)</b>   |
|                     | <b>b(3)</b>   |
| SAM                 | Surface-to-Air-Missile                                |
|                     | <b>b(7)(e)</b>  |
| SATCOM              | Satellite Communications                              |
| SDP                 | Signal Data Processor                                 |
| SHF                 | Super High Frequency                                  |

| <b>UNCLASSIFIED</b> |   |
|---------------------|---|
| SI                  | Software Item   |
| SIAP                | Single Integrated Air Picture                             |
| SIF                 | Selective Identification Feature                          |
| SINCGARS            | Single Channel Ground to Air Radio System                 |
| SIPRNET             | Secure Internet Protocol Router Network                   |
| SLAMRAAM            | Surface Launched Advanced Medium Range Air-to-Air Missile |
| SM                  | Standard Missile  |
| SMT                 | Surface Movement Target                                   |
| SONET               | Synchronous Optical Network Technology                    |
| SPS                 | Signal Processing Station                                 |
| SRBM                | Short-Range Ballistic Missile                             |
| SS                  | Surveillance System                                       |
| STE                 | Secure Terminal Equipment                                 |
| STOW                | Synthetic Theater of War                                  |
| STS                 | Short-Term Storage  |
| STU                 | Secure Telephone Unit                                     |
| SuR                 | Surveillance Radar  |
| SuS                 | Surveillance System                                       |
| SW                  | Software  |
| SWT                 | Search While Track  |
| TACOPDAT            | Tactical Operations Data                                  |
| TBM                 | Theater Ballistic Missile                                 |
| TDIMF               | Tactical Data Intercomputer Message Format                |
| TDL                 | Tactical Data Link  |
| THAAD               | Theater High Altitude Area Defense                        |
| <b>b(3)</b>         |   |
| TOD                 | Time of Day   |
| TWS                 | Track While Scan  |
| UAV                 | Unmanned Air Vehicles                                     |
| UCAV                | Unmanned Combat Air Vehicle                               |
| UE                  | User Equipment  |
| UHF                 | Ultra High Frequency                                      |
| ULCANS              | Ultra-Lightweight Camouflage Netting System               |
| UPS                 | Uninterruptible Power Source                              |

| <b>UNCLASSIFIED</b> |                                   |
|---------------------|-----------------------------------|
| USMTF               | United States Message Text Format |
| VHF                 | Very High Frequency               |
| VPF                 | Vector Product Format             |
| WAN                 | Wide Area Network                 |
| WCV                 | Weapon Control Volume             |
| WGS                 | World Geodetic Survey             |
| WILCO               | Will Comply                       |
| XML                 | Extensible Markup Language        |
| <b>UNCLASSIFIED</b> |                                   |

## 6.2

6.3 (U) GLOSSARY

| <b>UNCLASSIFIED</b>                      |  |
|--|--|
| <b>Term</b>                              | <b>Definition</b>  |
| (U) Acoustic Noise Level                 | (U) The quantity of dB measured by a sound level meter satisfying the requirements of MIL-STD-1474D and MIL-STD-1472F. Acoustic noise level is the frequency weighted sound pressure level obtained with the standardized dynamic characteristics "fast" or "slow" and weighting A, B, or C. If the weighting employed is not indicated, a (-) weighting is understood.                                |
| <b>b(3)</b>                              |  |
| (U) air-breathing                        | (U) A flying vehicle that uses the oxygen in the atmosphere as the oxidizer in its propulsion system. Examples are jet aircraft and cruise missiles. This category does not include ballistic missiles.  |
| (U) Air Breathing Threat (ABT)           | (U) The air breathing threat includes fixed-wing (FW) and rotary wing (RW) aircraft, tactical air-to-surface missiles (TASM), and unmanned aerial vehicles (UAV).  |
| (U) Air Defense Warning (ADW)            | (U) In air defense, air defense warnings (ADW) represent the commander's evaluation of the probability of air and/or missile attack within the Area of Operations. ADW are routinely issued by area, region, or sector AD commanders. Any commander can issue them. In no case can a commander lower ADW issued by the AD area, region, or sector commander. See air defense warning (ADW) conditions. |
| (U) Air Defense Warning (ADW) conditions | (U) A degree of air raids probability according to the following code. The term air defense division/sector referred to herein may include forces and units afloat and/or deployed to forward areas, as applicable.<br><br><b>b(3)</b>   |
| (U) Airspace Control Measures (ACM)      | (U) Rules, mechanisms, and directions governed by joint doctrine and defined by the airspace control plan which control the use of airspace of specified dimensions.   |
| (U) Airspace Control Order (ACO)         | (U) An order implementing the airspace control plan that provides the details of the approved requests for airspace control measures. It is published either as part of the air tasking order or as a separate document.   |

| <b>UNCLASSIFIED</b>                              |   |
|--|---|
| (U) Air Tasking Order (ATO)                      | (U) A method used to task and disseminate to components, subordinate units, and command and control agencies those projected sorties/capabilities/forces to targets and specific missions.  |
| (U) air-to-surface (guided) missile (ASM)        | (U) An air-launched guided missile for use against surface targets.   |
| (U) American National Standards Institute (ANSI) | (U) The United States standards organization that establishes procedures for the development and coordination of voluntary American national standards.   |
| (U) anti-radiation missile (ARM)                 | (U) A missile which homes passively on a radiation source.  |
| (U) Area Common User System (ACUS)               | (U) The ACUS is the in-theater, tactical communications equivalent to civilian phone service. The ACUS utilizes the MSE communications family of equipment that consists of a variety of multi-channel radio and switching systems to form a communications network to provide bulk-encrypted (secure), voice and data, and tactical packet network switching.  |
| (U) Area of Interest (AOI)                       | (U) That area of concern to the commander, including the area of influence, areas adjacent thereto, and extending into enemy territory to the objectives of current or planned operations. This area also includes areas occupied by enemy forces which could jeopardize the accomplishment of the mission. (Army)-A geographical area from which information and intelligence are required to execute successful tactical operations and to plan for future operations. It includes any threat forces or characteristics of the battlefield environment that will significantly influence accomplishment of the command's mission. |
| (U) Area of Responsibility (AOR)                 | (U) The geographical area associated with a combatant command within which a combatant commander has authority to plan and conduct operations. Also called AOR.   |
| (U) Army Battle Command System (ABCS)            | (U) The Army's component to the GCCS and, as such, provides the mechanism to receive and transmit information among the joint forces. The ABCS consists of subsystems for the Battlefield Functional Area (BFA) each of which supports, provides information to other systems, and provides situational awareness of the battlefield.   |
| (U) associated radar                             | (U) The type of radar the CPG has been assigned to interface with and control. In an FCS CPG, the associated radar is the FCR. In a SuS CPG, the associated radar is the SuR. The phrase "associated radar" is used in conjunction with generic CPG requirements, which apply to both types of CPG.   |
| (U) authentication                               | (U) a. A security measure designed to protect a communications system against acceptance of a fraudulent transmission or simulation by establishing the validity of a transmission, message, or originator. b. A means of identifying individuals and verifying their eligibility to receive specific categories of information.  |
| (U) Availability                                 | (U) Refer to Reference [19], Glossary for the definition of availability.   |
| (U) avenue of approach (AA)                      | (U) An air or ground route of an attacking force of a given size leading to its objective or to key terrain in its path. Also called AA.  |

| <b>UNCLASSIFIED</b>                         |  |
|---|--|
| (U) azimuth (AZ)                            | (U) Quantities may be expressed in positive quantities increasing in a clockwise direction, or in X, Y coordinates where south and west are negative. They may be referenced to true north or magnetic north depending on the particular weapon system used. (Army)- The horizontal angle, measured clockwise by degrees or mils between a reference direction and the line to an observed or designated point. There are three base (reference) directions or azimuths: true, grid, and magnetic azimuth. |
| (U) azimuth angle                           | (U) An angle measured clockwise in the horizontal plane between a reference direction and any other line.  |
| (U) boost phase                             | (U) That portion of the flight of a ballistic missile or space vehicle during which the booster and sustainer engines operate.   |
| <b>b(3)</b>                                 |  |
| (U) Classification                          | (U) The process of determining the type of platform represented in a track an analysis of target characteristics<br><b>b(3)</b>  |
| (U) command and control (C2)                | (U) The exercise of authority and direction by a properly designated commander over assigned and attached forces in the accomplishment of the mission. Command and control functions are performed through an arrangement of personnel, equipment, communications, facilities, and procedures employed by a commander in planning, directing, coordinating, and controlling forces and operations in the accomplishment of the mission.  |
| (U) communications line-of-sight            | (U) A LOS with a quality measurement associated with it which considers radio type, antenna height, range, elevation angle and beamwidth, directionality in azimuth (omnidirectional or point-to-point) and node location AGL (above ground level) (for airborne nodes).   |
| (U) communications node                     | (U) Any RF-capable air defense element.  |
| (U) Communication Payload (CP)              | (U) The CP contains the airborne components of the CPG, consisting of GFE such as the MIDS radio and CEC antenna. See section titled Communication Payload of this document.   |
| (U) Continental United States (CONUS)       | (U) The 48 contiguous states and the District of Columbia. Alaska and Hawaii are not included in the definition of CONUS.  |
| (U) Cooperative Engagement Capability (CEC) | <b>b(3)</b>  |
| (U) course of action (COA)                  | (U) a. Any sequence of activities that an individual or unit may follow. b. A possible plan open to an individual or commander that would accomplish, or is related to the accomplishment of the mission. c. The scheme adopted to accomplish a job or mission. d. A line of conduct in an engagement. e. A product of the Joint Operation Planning and Execution System concept development phase.  |

| <b>UNCLASSIFIED</b>                            |  |
|--|--|
| (U) cover                                      | (U) a. The action by an air defense system to obtain track and additional data on a target of interest in preparation for potential engagement b. The action by land, air, or sea forces to protect by offense, defense, or threat of either or both. c. Those measures necessary to give protection to a person, plan, operation, formation, or installation from the enemy intelligence effort and leakage of information. |
| (U) coverage                                   | (U) a. The ground area represented on imagery, photomaps, mosaics, maps, and other geographical presentation systems. (DoD) b. Cover or protection, as the coverage of troops by supporting fire. c. The extent to which intelligence information is available in respect to any specified area of interest. d. The summation of the geographical areas and volumes of aerospace under surveillance.                         |
| (U) cruise missile (CM)                        | (U) Guided missile, the major portion of whose flight path to its target is conducted at approximately constant velocity; depends on the dynamic reaction of air for lift and upon propulsion forces to balance drag.  |
| (U) dead code                                  | (U) Compiled, executable code that has no path for execution. Dead code occurs in re-used code, where functions called in the original code are not needed in the re-used version.   |
| (U) decontamination                            | (U) The process of making any person, object, or area safe by absorbing, destroying, neutralizing, making harmless, or removing chemical or biological agents, or by removing radioactive material clinging to or around it.   |
| (U) Defended Asset List (DAL)                  | (U) A ranked listing of facilities, forces, and national political items that require protection from attack or hostile surveillance. The list is compiled from Federal departments and agencies, Unified and Specified Commands, and the Armed Services to ensure National Security Emergency Preparedness functions.   |
| (U) Defense Information Systems Network (DISN) | (U) Integrated network, centrally managed and configured to provide long-haul information transfer services for all Department of Defense activities. It is an information transfer utility designed to provide dedicated point-to-point, switched voice and data, imagery, and video teleconferencing services.   |
| (U) Defense Switched Network (DSN)             | (U) Component of the Defense Communications System that handles Department of Defense voice, data, and video communications.   |
| (U) (deliberate) planning                      | (U) A planning process for the deployment and employment of apportioned forces and resources that occurs in response to a mission defined situation. Deliberate planners rely heavily on received orders and intelligence preparation of the battlefield regarding the circumstances that will exist when the plan is to be executed.  |
| (U) discrimination                             | (U) The process of identifying a track as either aerial or surface.  |
| (U) doctrine                                   | (U) Fundamental principles by which the military forces or elements thereof guide their actions in support of national objectives. It is authoritative but requires judgment in application.   |
| (U) drop track                                 | (U) The unit having reporting responsibility for a particular track is dropping that track and will no longer report it. Other units holding an interest in that track may continue to report it.  |
| <b>b(3)</b>                                    |  |
| <b>b(3)</b>                                    |  |

| <b>UNCLASSIFIED</b>                                     |   |
|---|---|
| (U) electronic warfare (EW)                             | (U) Any military action involving the use of electromagnetic and directed energy to control the electromagnetic spectrum or to attack the enemy. The three major divisions within electronic warfare are electronic attack, electronic protection, and electronic warfare support.  |
| (U) embedded training                                   | (U) Training that is provided by capabilities designed to be built into or added onto operational systems to enhance and maintain the skill proficiency necessary to operate and maintain that equipment end item.  |
| (U) emission control (EMCON)                            | (U) The selective and controlled use of electromagnetic, acoustic, or other emitters to optimize command and control capabilities while minimizing, for security: a. detection by enemy sensors; b. minimize mutual interference among friendly systems; and/or c. execute a military deception plan.   |
| (U) engagement  | (U) In air defense, an attack with guns or air-to-air missiles by an interceptor aircraft, or the launch of an air defense missile by air defense artillery and the missile's subsequent travel to intercept. (Army)-A small tactical conflict, usually between opposing forces.  |
| (U) engagement operations (EO)                          | (U) EO includes those functions required to execute the air, missile, and counter-surveillance battles. The air surveillance function establishes a correlated air picture with target types and identification. The mission control function processes commands from higher echelon units, evaluates the threat, optimizes engagement performance, monitors the outcome of engagements, and manages the employment of sensors and decoys. The attack operations support function determines the location of enemy air and missile launch sites and provides it to attack systems. The data distribution function distributes the air picture and track data. |
| (U) Enhanced Position Location Reporting System (EPLRS) | (U) A secure, jam-resistant data communications system utilized by SHORAD to provide data distribution at corps and lower echelons.   |
| (U) environmental control system (ECS)                  | (U) Monitors, controls, and provides heating and cooling, while supporting CBR protection.  |
| (U) failover  | (U) Online fault recovery performed by using redundant system components without replacing or repairing the failed component. In general, this is performed to minimize data loss and interruption to system operations.  |
| (U) fault   | (U) A physical condition that causes a device, a component, or an element, to fail to perform in a required manner.   |
| (U) faults detected                                     | (U) SW faults and <b>b3</b> faults  |
| (U) field of view (FOV)                                 | (U) The angular measure of the volume of space within which the system can respond to the presence of a target.   |
| (U) force operations (FO)                               | (U) Force Operations include functions that are required for planning, coordinating, preparing, and sustaining the total ADA mission. The situation analysis function continuously collects and evaluates all available information on friendly and hostile forces, including the intelligence tasks of continuous IPB and situation development. The defense planning function develops and assesses various options and produces a preferred course of action.  |
| (U) fragile component                                   | (U) Equipment which cannot withstand a 6 inch bottom faced flat drop when packaged for the Movement State without damage  |



| <b>UNCLASSIFIED</b>                            |  |
|--|--|
| (U) free form message text                     | (U) A message text without prescribed format arrangements. It is intended for fast drafting as well as manual handling and processing.   |
| (U) Freeware                                   | (U) Computer software that is made available free of charge, but which is copyrighted by its developer, who retains the rights to control its distribution, modify it and sell it in the future. It is typically distributed without its source code, thus preventing modification by its users.   |
| (U) Global Command and Control System (GCCS)   | (U) Highly mobile, deployable command and control system supporting forces for joint and multinational operations across the range of military operations, any time and any where in the world with compatible, interoperable, and integrated command, control, communications, computers, and intelligence systems.   |
| (U) Global Positioning System (GPS)            | (U) A satellite-based system used for accurate positioning and navigation.   |
| (U) Hash                                       | (U) Value computed on data to detect error or manipulation.  |
| (U) High Risk                                  | (U) (IA) If an observation or finding is evaluated as high risk, there is a strong need for corrective measures. An existing system may continue to operate, but a corrective action plan must be put in place as soon as possible.  |
| (U) High-robustness                            | (U) Robustness describes the strength of mechanism (e.g., the strength of a cryptographic algorithm) and assurance properties (i.e., confidence measures taken to ensure proper mechanism implementation) for an IA solution. The more robust a particular component is, the greater level of confidence in the protection provided to the security services it supports. High robustness security services and mechanisms provide, through rigorous analysis, the most confidence in those security mechanisms. Generally, high robustness technical solutions require NSA-certified high robustness solution for cryptography, access control and key management and high assurance security design as specified in NSA-endorsed high robustness protection profiles, where available. |
| (U) hostile                                    | (U) An identity applied to a track declared to belong to any opposing nation, party, group, or entity, which by virtue of its behavior or information collected on it such as characteristics, origin, or nationality contributes to the threat to friendly forces.  |
| (U) IA- Enabled Information Technology Product | (U) Product or technology whose primary role is not security, but which provides security services as an associated feature of its intended operating capabilities. Examples include such products as security-enabled web browsers, screening routers, trusted operating systems, and security-enabled messaging systems.   |
| (U) IA Products                                | (U) Product or technology whose primary purpose is to provide security services (e.g., confidentiality, authentication, integrity, access control, non-repudiation of data); correct known vulnerabilities; and/or provide layered defense against various categories of non-authorized or malicious penetrations of information systems or networks. Examples include such products as data/network encryptors, firewalls, and intrusion detection devices.   |
| (U) Identification                             | (U) The determination of the affiliation of a track. The identification/affiliation categories are Pending, Unknown, Assumed Friend, Friend, Neutral, Suspect, and Hostile.  |
| (U) identification, friend or foe (IFF)        | (U) A system using electromagnetic transmissions to which equipment carried by friendly forces automatically responds; for example, by emitting pulses, thereby distinguishing themselves from enemy forces. (Army)-A device which emits a signal positively identifying it as a friendly.   |

| <b>UNCLASSIFIED</b>                                    |  |
|--|--|
| (U) IFF On Line  | (U) The boundary beyond which the supported weapon systems will not interrogate because IFF may be inactive for friendly aircraft.   |
| (U) Information system security functions              | (U) The functions that provide for the means of protecting information and information systems from unauthorized access, use, disclosure, disruption, modification, or destruction   |
| (U) Integrated Broadcast System (IBS)                  | <b>b(3)</b>  |
| (U) Integrity  | (U) Refer to Reference [19], Glossary for the definition of integrity.   |
| (U) intelligence preparation of the battlespace (IPB)  | (U) An analytical methodology employed to reduce uncertainties concerning the enemy, environment, and terrain for all types of operations. Intelligence preparation of the battlespace builds an extensive database for each potential area in which a unit may be required to operate. The database is then analyzed in detail to determine the impact of the enemy, environment, and terrain on operations and presents it in graphic form.  |
| (U) Interactive Electronic Technical Manual (IETM)     | (U) A technical manual delivered electronically. IETM possesses the following characteristics: it can be presented either on a desktop or a portable device; the elements of data constituting the IETM are so interrelated that a user's access to the information is achievable by a variety of paths; and it provides procedural guidance, navigational directions, and other technical information required by the user.   |
| (U) interoperability                                   | (U) The ability of systems, units, or forces to provide services to and accept services from other systems, units, or forces and to use the services exchanged to operate effectively together.  |
| (U) investigate  | (U) Command to intercept a target by ordering a unit (typically an aircraft) to collect additional information on the target by sensor or visual means.  |
| (U) jammer   | (U) Radio frequency (RF) transmitters accompanying attacking air vehicles and tuned to broadcast at the same frequency as a defensive radar. The broadcasts add "noise" to the signals reflected from the air vehicles and received by the radar. Susceptibility to jamming generally decreases with increasing radar frequency, with decreasing altitude, and with increasing radar power.  |
| (U) Joint Interface Control Officer (JICO)             | (U) Responsible for managing the multi-data link network from the Air Operations Center (AOC). The JICO works for the Army Air Defense Command (AADC) and does the following: <ol style="list-style-type: none"> <li>a. (U) Establishes the multi-data link network.</li> <li>b. (U) Ensures units comply with direction in the theater data link tasking documents.</li> <li>c. (U) Monitors TADIL and interface unit status.</li> <li>d. (U) Resolves joint connectivity and interoperability issues.</li> </ol> |
| (U) Joint Range Extension Application Protocol (JREAP) | (U) Enables tactical data to be transmitted over digital media and networks not originally designed for tactical data exchange. Formatted tactical digital messages are embedded inside of JREAP messages as data fields within available commercial and Government protocols, such as those used over satellites and terrestrial links.   |

| <b>UNCLASSIFIED</b>  |  |
|--|--|
| (U) Joint Tactical Information Distribution System (JTIDS) | (U) A joint service, jam-resistant, secure communications system that permits the interchange of essential tactical information between aircraft, surface vessels, and mobile or fixed-based land stations.  |
| <b>b(3)</b>  |  |
| (U) kill assessment (KA)                                   | (U) An evaluation of (track) information to determine the result of a (ballistic missile) intercept for the purpose of providing information for defense effectiveness and re-engagements.   |
| (U) line of sight (LOS)                                    | (U) The unobstructed path from a soldier, weapon sight, electronic-sending and receiving antennas, or piece of reconnaissance equipment from one point to another.   |
| (U) line replaceable unit (LRU)                            | (U) A composite group of modules/subassemblies performing one or more discrete functions in communications-electronics systems, constructed as an independently packaged unit for direct installation in communications-electronics equipment.   |
| (U) Link-16  | (U) A secure, high capacity, jam-resistant, nodeless data link which uses the Joint Tactical Information Distribution System (JTIDS) transmission characteristics and the protocols, conventions, and fixed length message formats defined by the JTIDS Technical Interface Design Plan (TIDP).                                |
| (U) Low Risk   | (U) (IA) If an observation is described as low risk, the system's DAA must determine whether corrective actions are still required or decide to accept the risk.   |
| (U) Machine Executable Public Domain Software Products     | (U) Software not protected by copyright laws of any nation that carries no warranties or liabilities, and may be freely used without permission of or payment to the creator.  |
| (U) mean time between failure (MTBF)                       | (U) A measure of the reliability of an end item. Defined as the total functioning life of an item divided by the total number of failures within the population during the measurement interval. The definition holds for time, rounds, miles, events, or other measures of unit life. MTBF is a basic measure of reliability. |
| (U) mean time to repair (MTTR)                             | (U) The total elapsed time for corrective maintenance divided by the number of corrective maintenance actions during a given period of time. MTTR is a basic measure of maintainability.   |
| (U) Medium Extended Air Defense System (MEADS)             | (U) A lightweight, highly transportable, low-to-medium altitude air defense and theater missile defense system designed to protect critical fixed and maneuver corps assets.   |
| (U) Medium Risk  | (U) (IA) If an observation is rated as medium risk, corrective actions are needed and a plan must be developed to incorporate these actions within a reasonable period of time.  |
| (U) military grid reference system (MGRS)                  | (U) A system which uses a standard-scaled grid square, based on a point of origin on a map projection of the surface of the Earth in an accurate and consistent manner to permit either position referencing or the computation of direction and distance between grid positions.  |

| <b>UNCLASSIFIED</b>  |   |
|--|---|
| (U) method of control (MOC)                                | (U) Procedures by which the fires of air defense weapon systems are supervised in a particular defense. Theater rules or unit standing operating procedures may specify or imply use of either the centralized or decentralized method of control, or circumstances may force autonomous operations.  |
| (U) Mobile Code  | Software modules obtained from remote systems, transferred across a network, and then downloaded and executed on local systems without explicit installation or execution by the recipient. Examples of mobile code include scripts (JavaScript, VBScript), Java applets, ActiveX controls, Flash animations, Shockwave movies (and Xtras), and macros embedded within Office documents.  |
| (U) near lightning strike                                  | (U) A cloud-to-ground lightning strike within 10 m of JLENS equipment which creates the following conditions:<br>a. (U) Electromagnetic fields from near strike lightning (cloud-to-ground)<br>b. (U) Magnetic field rate of change @ 10 meters $2.2 \times 10^9$ A/m/s<br>c. (U) Electric field rate of change @ 10 meters $6.8 \times 10^{11}$ V/m/s  |
| (U) netted training  | (U) This capability allows JLENS crews to operate the JLENS system while netted with other systems, including other JLENS systems, running a synchronized, centrally-controlled, scenario. The JLENS CCS will exchange track based on the scenario with the other netted participants. This data exchange can occur over a wired link between the scenario participants or over the RF links. The CCS will also be able to monitor and report the live picture in a netted training scenario. |
| (U) neutral  | (U) In combat and combat support operations, an identity applied to a track whose characteristics, behavior, origin, or nationality indicate that it is neither supporting nor opposing friendly forces.  |
| (U) non-fragile component                                  | (U) Equipment that can withstand a 6 inch bottom face flat drop when packaged for the Movement state without damage.  |
| (U) nuclear, biological, and chemical (NBC) environment    | (U) Environments in which there is deliberate or accidental employment, or threat of employment, of nuclear, biological, or chemical weapons; deliberate or accidental attacks or contamination with toxic industrial materials, including toxic industrial chemicals; or deliberate or accidental attacks or contamination with radiological (radioactive) materials.  |
| (U) OCONUS   | (U) Geographic locations outside the contiguous 48 United States and the District of Columbia.  |
| (U) operation plan (OPLAN)                                 | (U) An operation plan for the conduct of joint operations that can be used as a basis for development of an operation order (OPORD). An OPLAN identifies the forces and supplies required to execute the combatant commander's strategic concept and a movement schedule of these resources to the theater of operations.   |
| (U) Orbit  | (U) The JLENS Surveillance System and the JLENS Fire Control System with no additional hardware or equipment. Also referred to as the JLENS Orbit.  |
| (U) Precise Participant Location and Identification (PPLI) | (U) The function performed by the JTIDS/MIDS terminal to periodically transmit own unit's position and identifying information via the J2.X series of TADIL J/Link-16 messages.   |
| (U) Primary Threat Line (PTL)                              | (U) The azimuth boresight line of the radar antenna which is oriented to the direction of most probable hostile target penetration.   |

| <b>UNCLASSIFIED</b>  |  |
|--|--|
| (U) probability of kill (Pk)                                   | (U) The lethality of a weapon system. Generally refers to armaments (i.e., missiles, ordnance, etc.) Usually the statistical probabilities that the weapon will detonate close enough to the target with enough power to disable the target.   |
| (U) radar cross section (RCS)                                  | (U) Area of an object as scanned by radar; measured in square meters.  |
| (U) recovery   | (U) Restoration of full system tactical operations after a fault occurs.   |
| (U) safe state   | (U) Any software state in which the chance of a software-induced hazard is mitigated to an acceptable level.   |
| (U) Safety Critical Function                                   | (U) A safety critical function is a function that meets any of the following criteria:<br>a. a function that exercises direct command and control over the condition or state of hardware. When not performed correctly, a safety critical function could directly or indirectly cause or allow a high or serious hazardous condition.<br>b. a function that monitors the state of hardware components. When not performed correctly, a safety critical function could provide data that results in erroneous decisions by human operators or companion systems that could cause a high or serious hazardous condition.<br>c. safety critical functions are not only those functions that could cause high or serious hazards to exist, but they could prevent high or serious hazards by detecting the presence of a high or serious hazardous condition, producing notification that a high or serious hazardous condition exists, attempting to control or reduce the severity or probability of a hazardous condition, or returning the system to a non-hazardous condition. Note: for software, the Software Hazard Risk Index (SHRI) of 1 and 2 are equivalent in definition to a high and serious hazard, respectively. |
| (U) Safety Related Function                                    | (U) A safety related function has the same definition as a safety critical function except that safety related functions apply to medium risk hazards. Note: for software, the SHRI of 3 is equivalent in definition to a medium risk hazard.  |
| (U) SECRET Internet Protocol Router Network (SIPRNET)          | (U) Worldwide SECRET level packet switch network that uses high-speed internet protocol routers and high-capacity Defense Information Systems Network circuitry. Also called SIPRNET. See also Defense Information Systems Network.  |
| (U) Security Principle of Least Privilege                      | (U) Users are only allowed to access the minimum information required to perform their duties. (Access control) Requires that in a particular abstraction layer of a computing environment, every module (such as a process, a user or a program on the basis of the layer being considered) must be able to access only such information and resources that are necessary to its legitimate purpose.  |
| (U) Selective Identification Feature (SIF)                     | (U) A capability that, when added to the basic IFF system, provides the means to transmit, receive, and display selected coded replies.  |
| (U) shadow   | (U) Command to intercept a target by ordering a unit to keep the target under observation by maintaining surveillance on the target.   |
| (U) Shareware  | (U) See "freeware"   |
| (U) Single Channel Ground and Airborne Radio System (SINCGARS) | (U) A family of VHF-FM combat net radios which provides the primary means of command and control for Infantry, Armor, and Artillery Units. The SINCGARS family of radios has the capability to transmit and receive voice and tactical data, and record traffic messages.  |

| <b>UNCLASSIFIED</b>                       |   |
|---|---|
| (U) spoofing                              | (U) Any technique by which sensitive information or commands may be substituted or stopped without the knowledge of the personnel involved.   |
| (U) strobe                                | (U) Radar indications of noise jamming.   |
| (U) stand-alone training                  | (U) This capability enables individuals or crews to train for force operations or engagement operations tasks using a single JLENS system. Stand-alone training is done in the Communication and Control Station (CCS) of the system. Stand-alone training will use simulations to drive the tactical displays. In stand-alone training the CCS will not exchange simulated tracks or simulated system information with external systems. The CCS will exchange live tracks while doing stand-alone training (provided live tracks are being gathered by the radar). One or both Operators can participate in a stand-alone training session. |
| (U) surface-to-air (guided) missile (SAM) | (U) A surface-launched (guided) missile for use against air targets.  |
| (U) Surface Weapon                        | A land- or sea-based weapon   |
| (U) suspect                               | (U) An identity applied to a track that is potentially hostile because of its characteristics, behavior, origin, or nationality.  |
| (U) System Abort                          | For <topic>, refer to Appendix B.   |
| (U) tactical ballistic missile (TBM)      | (U) A land based missile generally having a range of < 3000 miles that can be employed within a continental theater of operations.  |
| (U) tactical digital information link     | (U) A joint Staff-approved, standardized communication link suitable for transmission of digital information. Tactical digital information links interface two or more command and control or weapons systems via a single or multiple network architecture and multiple communication media for exchange of tactical information. Also called TADIL. TADIL-J is also known as Link-16.   |
| (U) tempest                               | (U) An unclassified term referring to technical investigations for compromising emanations from electrically operated information processing equipment; these investigations are conducted in support of emanations and emissions security.   |
| (U) terrain analysis                      | (U) The collection, analysis, evaluation, and interpretation of geographic information on the natural and manmade features of the terrain, combined with other relevant factors, to predict the effect of the terrain on military operations.   |
| (U) terrain masking                       | (U) The ability of terrain features to deny observation of an object.   |
| (U) track management                      | (U) Defined set of procedures whereby the commander ensures accurate friendly and enemy unit and/or platform locations, and a dissemination procedure for filtering, combining, and passing that information to higher, adjacent, and subordinate commanders.   |
| (U) track symbology                       | (U) Symbols used to display tracks on a data display console or other display device.   |
| (U) unknown                               | (U) a. An unidentified target. An aircraft or ship that has not been determined to be hostile, friendly, or neutral using identification friend or foe and other techniques, but that must be tracked by air defense or naval engagement systems. b. An identity applied to an evaluated track that has not been identified.  |

| <b>UNCLASSIFIED</b>               |  |
|-----------------------------------|--|
| (U) unmanned aerial vehicle (UAV) | (U) A powered, aerial vehicle that does not carry a human operator, uses aerodynamic forces to provide vehicle lift, can fly autonomously or be piloted remotely, can be expendable or recoverable, and can carry a lethal or non-lethal payload. Ballistic or semi-ballistic vehicles, cruise missiles, and artillery projectiles are not considered unmanned aerial vehicles. Also called UAV. |
| (U) weapons control status (WCS)  | (U) The degree of fire control imposed upon Army units having an air defense mission in the combat zone. Weapons control status terms normally used are as follows; weapons free, weapons tight, and weapons hold.   |
| <b>UNCLASSIFIED</b>               |  |

**6.4 (U) REQUIREMENTS ALLOCATION MATRIX**

***(U) REQUIREMENTS ALLOCATION MATRIX***

| UNCLASSIFIED |             |   |                  |                  |   |        |
|--------------|-------------|---|------------------|------------------|---|--------|
| ID           | Paragraph   | Communication and Processing Group Prime Item Development Specification   | HW Allocation    | SW Allocation    | SW Build  | Safety |
| CPG-268      | 3.2.1.1.0-1 | (U) The CPG <b>shall</b> operate as part of a JLENS system (SuS or FCS) on prepared land sites as defined in Reference [19], section titled <i>Glossary</i> .   | CCCS, CDSS, CECS |                  |   | N      |
| CPG-269      | 3.2.1.1.0-2 | <b>b(3)</b>   | CCCS, CDSS, CECS |                  |   | N      |
| CPG-270      | 3.2.1.1.0-3 | (U) The CPG <b>shall</b> support stand-alone operation for a Surveillance System or a Fire Control System, where stand-alone means that there need not be a complementary FCS or SuS.   |                  | MO, MS, DPM, HMS | Build 3a  | N      |
| CPG-271      | 3.2.1.1.0-4 | (U) The CPG <b>shall</b> execute operations automatically using Mission Planning and Mission Profile parameters in the following areas:<br>a. (U) maintain track data from multiple sources<br>b. (U) process category and platform (specific type) data<br>c. (U) process identification data<br>d. (U) prioritize and request IFF challenging<br>e. (U) associate IFF returns to system tracks<br>f. (U) establish and update track priorities<br>g. (U) report tracks<br>h. (U) engagement support for remote weapons<br>i. (U) assess operational health of the CPG, Platform, and associated radar |                  | MO, MS, DPM, HMS | Build 3a - ABT<br><br>Build 4 - SMT, LCR, TBM, data recording | N      |



| UNCLASSIFIED |              |   |                       |                  |   |        |
|--------------|--------------|---|-----------------------|------------------|---|--------|
| ID           | Paragraph    | Communication and Processing Group<br>Prime Item Development Specification  | HW<br>Allocation      | SW<br>Allocation | SW Build                                      | Safety |
|              |              | j. (U) record tactical data   |                       |                  |   |        |
| CPG-281      | 3.2.1.1.0-5  | (U) The CPG shall alert the operator when interventions are required for automatic operations in the following areas:<br><br>a. (U) category, platform type or specific type data differences with external systems<br><br>b. (U) identification data differences with external systems<br><br>c. (U) priority engagement support actions<br><br>d. (U) radar and communication <b>b(3)</b><br><br>e. (U) data recording space availability<br><br>f. (U) operational health failures |                       | MO, DPM, HMS     | Build 3b - ABT<br><br>Build 4 - SMT, LCR, TBM | N      |
| CPG-2343     | 3.2.1.1.0-6  | (U) The CPG shall have probability of data transfer from air to ground as defined in Appendix B.  | CCP                   |                  |   | N      |
| CPG-2344     | 3.2.1.1.0-7  | (U) The CPG shall have probability of transfer of track data within an Orbit as defined in Appendix B.  | CCNP, CCP             |                  |   | N      |
| CPG-2345     | 3.2.1.1.0-8  | <b>b(3)</b>   | CCP                   |                  |   | N      |
| CPG-2417     | 3.2.1.1.0-9  | <b>b(3)</b>   | CCP                   |                  |   | N      |
| CPG-288      | 3.2.1.1.0-10 | <b>b(3)</b>   | CCCS, CDSS, CCNP, CCP |                  |   | N      |

| UNCLASSIFIED |              |   |  |                            |  |        |
|--------------|--------------|---|--|----------------------------|--|--------|
| ID           | Paragraph    | Communication and Processing Group<br>Prime Item Development Specification  | HW<br>Allocation                                 | SW<br>Allocation           | SW Build                                   | Safety |
|              |              | equipment.  |  |                            |  |        |
| CPG-290      | 3.2.1.2.0-1  | (U) The CPG <b>shall</b> initialize (power-up) into a safe state.   | CCCS,<br>CCCE,<br>CDSS,<br>CDSE,<br>CCNP,<br>CCP | MO, ET,<br>DPM             | Build 3a<br>Build 3b<br>Build 4<br>Build 5 | N      |
| CPG-291      | 3.2.1.2.0-2  | (U) The CPG, upon power application, <b>shall</b> automatically initialize components to a point where they can accept configuration commands.  | CCCS,<br>CDSS,<br>CCP                            | MO, MS,<br>DPM             | Build 2<br>Build 4                         | N      |
| CPG-292      | 3.2.1.2.0-3  | (U) Upon completed boot up, the CPG <b>shall</b> display an indication that boot up is complete along with indications of CPG processing elements faults that occurred during <b>b(3)</b>                         |  | MS, DPM,<br>HMS            | Build 3a                                   | SR     |
| CPG-293      | 3.2.1.2.0-4  | (U) The CPG <b>shall</b> provide an access control mechanism for operator login.  |  | DPM                        | Build 3a                                   | N      |
| CPG-294      | 3.2.1.2.0-5  | (U) The CPG <b>shall</b> enable login to support the following roles:<br><br>a. (U) operator including planning, system health monitor, and radar management<br><br>b. (U) administrator<br><br>c. (U) maintainer |  | DPM                        | Build 3a                                   | SR     |
| CPG-298      | 3.2.1.2.0-6  | (U) The CPG <b>shall</b> enable operator actions based on operator type.  |  | DPM                        | Build 3a                                   | N      |
| CPG-299      | 3.2.1.2.0-7  | (U) The CPG <b>shall</b> enable operator actions based on the system configuration (SuS or FCS).  |  | MO, MS,<br>ET, DPM,<br>HMS | Build 3a,<br>4                             | N      |
| CPG-300      | 3.2.1.2.0-8  | (U) The CPG <b>shall</b> configure itself consistent with the selected radar type.  |  | MO, MS,<br>ET, DPM,<br>HMS | Build 3a,<br>4                             | N      |
| CPG-301      | 3.2.1.2.0-9  | (U) The CPG <b>shall</b> maintain default system configuration parameters.  |  | MO, MS,<br>DPM, HMS        | Build 2                                    | N      |
| CPG-302      | 3.2.1.2.0-10 | (U) The CPG <b>shall</b> conduct a controlled shutdown of the system upon operator initiation.  |  | MO, MS,<br>ET, DPM,<br>HMS | Build 3a                                   | N      |
| CPG-303      | 3.2.1.2.0-11 | (U) The CPG <b>shall</b> provide for a safe system shutdown, whether operator initiated or automatic.   | CCCS,<br>CDSS,<br>CCP,<br>CPWR,                  | MO, DPM                    | Build 3a                                   | SC     |

| UNCLASSIFIED |             |  |                  |                  |  |        |
|--------------|-------------|--|------------------|------------------|--|--------|
| ID           | Paragraph   | Communication and Processing Group<br>Prime Item Development Specification   | HW<br>Allocation | SW<br>Allocation | SW Build   | Safety |
|              |             |  | CECS             |                  |  |        |
| CPG-305      | 3.2.1.3.0-2 | (U) The CPG shall collect, prepare, process, and analyze mission and operational planning data; build mission plans; and analyze coverage to conduct its assigned mission using rules defined by the directing C2 node. The results of these activities are used to build the details of mission profiles used to manage the associated radar.   |                  | MS               | Build 3a - ABT<br><br>Build 4 - SMT, LCR, TBM, ABT | N      |
| CPG-2671     | 3.2.1.3.0-3 | (U) The CPG shall enable the operator to create, edit, save, and retrieve Mission Planning data to support JLENS operations in the absence of connectivity with HEU(FO) [REDACTED] b(3)  |                  | MS               | Build 4  | N      |
| CPG-306      | 3.2.1.3.0-4 | (U) The CPG shall enable the operator to create, edit, save, and retrieve [REDACTED] b(3) of Mission Planning data to include the following:<br><br><ul style="list-style-type: none"> <li>a. (U) mission designation/identification</li> <li>b. (U) airspace control measures (ACMs)</li> <li>c. (U) weapon control volumes (WCVs)</li> <li>d. (U) defended assets with priority</li> <li>e. (U) air defense elements with needed search coverage</li> <li>f. (U) areas of interest (AOI)</li> <li>g. (U) IFF mode selections and challenge controls</li> <li>h. (U) track category priorities in support of the mission</li> <li>i. (U) known hostile specific types</li> <li>j. (U) known friendly specific types</li> <li>k. (U) known neutral specific types</li> </ul> |                  | MS               | Build 3a   | N      |
| CPG-318      | 3.2.1.3.0-5 | (U) The CPG shall enable the operator to   |                  | MS               | Build 2  | N      |

| UNCLASSIFIED |             |  |                  |                  |          |        |
|--------------|-------------|--|------------------|------------------|----------|--------|
| ID           | Paragraph   | Communication and Processing Group<br>Prime Item Development Specification   | HW<br>Allocation | SW<br>Allocation | SW Build | Safety |
|              |             | review received messages, generate messages, transmit messages, save messages, and retrieve messages exchanged with the Higher Echelon (Force Operations) (HE(FO)) in formats in accordance with Reference [13]. This exchange supports the transfer of planning data to HE(FO).   |                  |                  |          |        |
| CPG-319      | 3.2.1.3.0-6 | (U) The CPG <b>shall</b> display notification upon receipt of new or updated operational orders of the following types: <ul style="list-style-type: none"> <li>a. (U) Air Tasking Order (ATO)</li> <li>b. (U) Airspace Control Order (ACO)</li> <li>c. (U) Tactical Operations Data (TACOPDAT)</li> <li>d. (U) Battlefield Geometry</li> <li>e. (U) Operations Plan and/or Order Change (PLANORDCHG)</li> <li>f. (U) Order Message (ORDER)</li> </ul>  |                  | MS               | Build 2  | N      |
| CPG-326      | 3.2.1.3.0-7 | (U) The CPG <b>shall</b> display notification upon receipt of new or updated operational planning data containing the following data elements: <ul style="list-style-type: none"> <li>a. (U) Operational Plan</li> <li>b. (U) Air Defense Plan (ADP)</li> <li>c. (U) Defended Asset List (DAL)</li> <li>d. (U) Planning Periods</li> <li>e. (U) Prioritized DAL (PDAL)</li> <li>f. (U) Defense Designs</li> <li>g. (U) Defensive Tasks</li> <li>h. (U) Resources</li> <li>i. (U) Assets</li> </ul> |                  | MS               | Build 2  | N      |

| UNCLASSIFIED |              |   |                  |                  |   |        |
|--------------|--------------|---|------------------|------------------|---|--------|
| ID           | Paragraph    | Communication and Processing Group<br>Prime Item Development Specification  | HW<br>Allocation | SW<br>Allocation | SW Build  | Safety |
|              |              | <ul style="list-style-type: none"> <li>j. (U) Threats</li> <li>k. (U) Units</li> <li>l. (U) Validations</li> </ul>  |                  |                  |   |        |
| CPG-339      | 3.2.1.3.0-8  | (U) The CPG <b>shall</b> alert the operator upon receipt of: <ul style="list-style-type: none"> <li>a. (U) Enemy Situational Awareness (ENSIT)</li> <li>b. (U) Operational Tasking Data Links (OPTASKLINK)</li> <li>c. (U) Commander's Situation Report (SITREP)</li> <li>d. (U) Request for Information (RI)</li> <li>e. (U) Response to Request for Information (RRI)</li> <li>f. (U) Tactical Report (TACREP)</li> </ul> |                  | MS               | Build 2   | N      |
| CPG-346      | 3.2.1.3.0-9  | (U) The CPG <b>shall</b> enable the operator to select and load received operational planning data and orders required for the JLENS mission into the Mission Planning database.  |                  | MS               | Build 2   | N      |
| CPG-348      | 3.2.1.3.0-10 | (U) The CPG <b>shall</b> provide computer and network equipment to host software for use to perform military administrative, personnel, and logistics functions. This computer equipment can be in addition to processing required for JLENS operations.  | CCCS,<br>CCNP    |                  |   | N      |
| CPG-349      | 3.2.1.3.0-11 | (U) The CPG <b>shall</b> perform terrain-based coverage analysis <b>b(3)</b>  |                  | MS               | Build 3a  | N      |
| CPG-350      | 3.2.1.3.0-12 | (U) The CPG coverage analysis <b>shall</b> enable the operator to assess communication visibility based on terrain and relative antenna height above ground level.  |                  | MS               | Build 4   | N      |
| CPG-351      | 3.2.1.3.0-13 | (U) The CPG radar coverage analysis <b>shall</b> enable the operator to assess areas of coverage considering the following: <ul style="list-style-type: none"> <li>a. (U) Terrain <b>b(3)</b></li> </ul>  |                  | MS               | Build 3a -<br>ABT<br><br>Build 4 -<br>SMT,<br>LCR,<br>TBM | N      |

| UNCLASSIFIED |                  |  |               |               |   |        |
|--------------|------------------|--|---------------|---------------|---|--------|
| ID           | Paragraph        | Communication and Processing Group Prime Item Development Specification  | HW Allocation | SW Allocation | SW Build  | Safety |
|              |                  | <p>b. (U) Radar type and planned altitude</p> <p>c. (U) System is operating standalone or as part of an orbit supporting the same mission (FCS only)</p> <p>d. [REDACTED] b(3)</p> <p>e. (U) Multiple track altitudes</p> <p>f. (U) Radar field of view adjusted for planned sectors with radiation state and range</p> <p>g. (U) Overlap with engagement zones of supported weapons</p> |               |               | Not required based on TEMP, but desired at Build 3. |        |
| CPG-2617     | 3.2.1.3.0-14     | <p>(U) The CPG shall ensure that the SuR surveillance sectors:</p> <p>a. (U) Do not overlap</p> <p>b. (U) Have uniquely assigned priorities</p>  |               | MS            | Build 4   | N      |
| CPG-359      | 3.2.1.3.0-15     | (U) The CPG shall provide the displays and controls necessary to accept and display military weather data.   | CCNP          | MS            | Build 2   | N      |
| CPG-360      | 3.2.1.3.0-17     | (U) The CPG shall provide the interface to allow the operator to create mission profiles.  |               | MS            | Build 3a  | N      |
| CPG-2609     | 3.2.1.3.0-17.0-1 | (U) The CPG shall provide the interface to allow the operator to retrieve stored mission profiles.   |               | MS            | Build 3a  | N      |
| CPG-2608     | 3.2.1.3.0-18     | (U) The CPG shall provide the interface to allow the operator to save mission profiles.  |               | MS            | Build 3a  | N      |
| CPG-2607     | 3.2.1.3.0-19     | (U) The CPG shall provide the interface to allow the operator to edit mission profiles.  |               | MS            | Build 3a  | N      |
| CPG-2643     | 3.2.1.3.0-20     | (U) The CPG shall provide storage and access to [REDACTED] b(3) mission profiles.  |               | MS            | Build 3a  | N      |
| CPG-372      | 3.2.1.4.1.0-1    | (U) The CPG shall enable the operator to create, edit, save, and retrieve communications equipment configuration parameters to include the following:  | CCNP          | MO, MS, DPM   | Build 3b-MIDS, GPS, [REDACTED] b(3)                 | N      |

| UNCLASSIFIED |               |   |               |               |   |        |
|--------------|---------------|---|---------------|---------------|---|--------|
| ID           | Paragraph     | Communication and Processing Group Prime Item Development Specification   | HW Allocation | SW Allocation | SW Build  | Safety |
|              |               | a. (U) MIDS radio Load File<br>b. (U) GPS Setup<br>c. (U) External Systems IP Addressing<br>d. (U) CEC<br>e. (U) TOCNET<br>f. (U) Voice Radio<br>g. (U) JRE SATCOM<br>h. <b>b(3)</b>  |               |               | IP Addressing, CEC, TOCNET, Voice Radio<br><br>Build 4- JRE IP, JRE SATCOM, <b>b(3)</b> |        |
| CPG-376      | 3.2.1.4.1.0-2 | (U) The CPG shall enable the operator to implement communication controls to include the following:<br>a. (U) Link 16 Enable/Disable and designate associated load file<br>b. (U) JRE Enable/Disable<br>c. (U) CEC Enable/Disable<br>d. (U) ABCS Enable/Disable<br>e. (U) ABCS Track Reporting Enable/Disable<br>f. (U) IBS Enable/Disable and designate associated load file<br>g. (U) Secure Internet Protocol Router Network (SIPRNET) Enable/Disable<br>h. (U) Non-Classified Internet Protocol Router Network (NIPRNET) Enable/Disable |               | MO, MS, DPM   | Build 3b<br>Build 4   | N      |
| CPG-384      | 3.2.1.4.1.0-3 | (U) The CPG shall enable the operator to command Emission Control (EMCON) for each of the organic GFE radios <b>b(3)</b> . Voice communications are shut down by the operator consistent with the scope of the EMCON decision.  |               | MO, DPM       | Build 3b  | N      |
| CPG-385      | 3.2.1.4.1.0-4 | (U) The CPG shall provide operator controls to establish track reporting filters  |               | MO            | Build 2 -   | N      |

| UNCLASSIFIED |               |   |                  |                  |  |        |
|--------------|---------------|---|------------------|------------------|--|--------|
| ID           | Paragraph     | Communication and Processing Group<br>Prime Item Development Specification  | HW<br>Allocation | SW<br>Allocation | SW Build   | Safety |
|              |               | for Link-16 to include the following non-mutually exclusive criteria:<br>a. (U) geographic areas of interest<br>b. (U) track category<br>c. (U) track identity  |                  |                  | IOC<br>Build 3b - ABT<br>Build 4 - SMT, LCR, TBM           |        |
| CPG-2493     | 3.2.1.4.1.0-5 | (U) The CPG <b>shall</b> provide operator controls to establish track reporting filters for JRE to include the following non-mutually exclusive criteria:<br>a. (U) geographic areas of interest<br>b. (U) track category<br>c. (U) track identity  |                  | MO               | Build 4  | N      |
| CPG-2494     | 3.2.1.4.1.0-6 | (U) The CPG <b>shall</b> provide operator controls to establish track reporting filters for IBS to include the following non-mutually exclusive criteria:<br>a. (U) geographic areas of interest<br>b. (U) track category<br>c. (U) track identity  |                  | MO               | Build 4  | N      |
| CPG-2496     | 3.2.1.4.1.0-7 | (U) The CPG <b>shall</b> provide operator controls to establish track reporting filters for HE(FO) (ABCS) to include the following non-mutually exclusive criteria:<br>a. (U) geographic areas of interest<br>b. (U) track category<br>c. (U) track identity  |                  | MS               | Build 2 - IOC<br>Build 3b - ABT<br>Build 4 - SMT, LCR, TBM | N      |
| CPG-391      | 3.2.1.4.1.0-8 | (U) The CPG <b>shall</b> load communications equipment with selected configuration parameters upon operator command.  |                  | MO, DPM          | Build 3b except for MBMMR                                  | N      |
| CPG-392      | 3.2.1.4.1.0-9 | (U) The CPG <b>shall</b> enable the operator to direct the United States Message Text Format/Extensible Markup Language (USMTF/XML), SIPRNET Application, and Non-Classified Internet Protocol Router Network (NIPRNET) Application messages to the external connections. This is to support multiple-paths of the mission- |                  | MS, DPM          | Build 2 - IOC<br>Build 3b - ABT<br>Build 4 - SMT, LCR,     | N      |



| UNCLASSIFIED |                |  |                  |                  |          |        |
|--------------|----------------|--|------------------|------------------|----------|--------|
| ID           | Paragraph      | Communication and Processing Group<br>Prime Item Development Specification   | HW<br>Allocation | SW<br>Allocation | SW Build | Safety |
|              |                | supplied Military Satellite Communications (MILSATCOM) and/or terrestrial communications. MILSATCOM includes Ultra High Frequency (UHF), Super High Frequency (SHF), and Extreme High Frequency (EHF) Communications. Terrestrial communications include Signal Corps Communications assets (currently known as Warfighter Information Network-Terrestrial (WIN-T) Increment 1) and landlines. |                  |                  | TBM      |        |
| CPG-393      | 3.2.1.4.1.0-10 | (U) The CPG shall enable the operator to direct JREAP messages to onboard SATCOM and to external connections. External connections support multiple-paths of the mission-supplied MILSATCOM and/or terrestrial communications. MILSATCOM includes UHF, SHF, and EHF communications. Terrestrial communications include IP-based radios and landlines.  |                  | MO, DPM          | Build 4  | N      |
| CPG-395      | 3.2.1.4.2.0-1  | b(3)   | CCNP, CCP        |                  |          | N      |
| CPG-396      | 3.2.1.4.2.0-2  | b(3)   | CCCS             |                  |          | N      |
| CPG-397      | 3.2.1.4.2.0-3  | b(3)   |                  | MO, DPM          | Build 3b | N      |
| CPG-2469     | 3.2.1.4.2.0-4  | b(3)<br>a. b(3)<br>b. b(3)<br>c. b(3)<br>d. b(3)<br>b(3)   | CCCS, CCP        | MO, DPM          | Build 4  | N      |

| UNCLASSIFIED |                |   |                  |                  |   |        |
|--------------|----------------|---|------------------|------------------|---|--------|
| ID           | Paragraph      | Communication and Processing Group<br>Prime Item Development Specification  | HW<br>Allocation | SW<br>Allocation | SW Build  | Safety |
| CPG-398      | 3.2.1.4.2.0-5  | b(3)  | CCP              |                  |   | N      |
| CPG-2586     | 3.2.1.5.1.0-1  | (U) The CPG shall forward mission profile updates to the radar only when the radar is in an operational state.                            |                  | MO               | Build 3a  | N      |
| CPG-403      | 3.2.1.5.1.0-2  | (U) The CPG shall send a selected mission profile within b(3) to the radar upon operator command.   |                  | MO, MS           | Build 3a -<br>functional<br>ity<br><br>Build 4 -<br>performan<br>ce | N      |
| CPG-404      | 3.2.1.5.1.0-3  | (U) The CPG shall provide an indication when the associated radar is safe to radiate.   |                  | MO               | Build 3a  | SR     |
| CPG-405      | 3.2.1.5.1.0-4  | (U) The CPG shall provide an indication when the associated radar has reached the last commanded state.                                   |                  | MO               | Build 3a  | SR     |
| CPG-406      | 3.2.1.5.1.0-5  | (U) The CPG shall require two or more unique, sequential operator actions to initiate safety critical functions for the associated radar. |                  | MO               | Build 3a  | SC     |
| CPG-407      | 3.2.1.5.1.0-6  | (U) The CPG shall enable the operator to command the radar to transition between radar states.  |                  | MO, DPM          | Build 3a  | SR     |
| CPG-408      | 3.2.1.5.1.0-7  | (U) The CPG shall command selectable EMCON controls to the associated radar b(3)  |                  | MO               | Build 3a  | N      |
| CPG-410      | 3.2.1.5.1.0-8  | (U) The CPG shall alert the operator if both the associated radar transponder and the Platform transponder are enabled.                   |                  | MO               | Build 4   | N      |
| CPG-2395     | 3.2.1.5.1.0-9  | (U) The CPG shall alert the operator if neither the associated radar transponder nor the Platform transponder is enabled.                 |                  | MO               | Build 4   | SR     |
| CPG-413      | 3.2.1.5.1.0-10 | b(3)  |                  | MO, DPM          | Build 3a  | N      |
| CPG-414      | 3.2.1.5.1.0-11 | b(3)  |                  | MS               | Build 3a  | N      |
| CPG-417      | 3.2.1.5.2.0-1  | (U) The SuS CPG shall enable the operator to command incremental reduction of peak radiated power in                                      |                  | MS               | Build 3a  | N      |

| UNCLASSIFIED |               |   |                  |                  |  |        |
|--------------|---------------|---|------------------|------------------|--|--------|
| ID           | Paragraph     | Communication and Processing Group<br>Prime Item Development Specification  | HW<br>Allocation | SW<br>Allocation | SW Build   | Safety |
|              |               | azimuth sectors.  |                  |                  |  |        |
| CPG-2684     | 3.2.1.5.2.0-2 | (U) The SuS CPG <b>shall</b> provide controls to enable the operator to prevent radiation in specified azimuth sector.  |                  | MS               | Build 3a   | SC     |
| CPG-419      | 3.2.1.5.3.0-1 | (U) The FCS CPG <b>shall</b> manage radar tasking to ensure that the operating limits for the reported available radar resources are not exceeded based on the following considerations: <ul style="list-style-type: none"> <li>a. (U) nominal percentage usage schedule based on available resources;</li> <li>b. (U) ability to task for limited periods of time above the nominal; and</li> <li>c. (U) account for recovery periods after overtasking</li> </ul> |                  | MO               | Build 3a<br>Nominal<br>Capability<br>Build 4<br>for<br>exceeding<br>nominal<br>and<br>recovery | SR     |
| CPG-423      | 3.2.1.5.3.0-2 | (U) The FCS CPG <b>shall</b> rebuild the radar task schedule in response to an operator action. The rebuilt schedule will account for the operator commanded action, previously commanded on-going actions, and current engagement support plans.   |                  | MO               | Build 3a   | N      |
| CPG-2587     | 3.2.1.5.3.0-3 | (U) The FCS CPG <b>shall</b> command the radar to provide track update <b>b(3)</b>  |                  | MO               | Build 4  | N      |
| CPG-428      | 3.2.1.5.3.0-4 | (U) The FCS CPG <b>shall</b> enable the operator to view an overlay showing the current FCR azimuth field of view on the situation display.   |                  | MO               | Build 3a   | N      |
| CPG-429      | 3.2.1.5.3.0-5 | (U) The FCS CPG <b>shall</b> enable the operator to assess a proposed pointing adjustment by providing indications that include: <ul style="list-style-type: none"> <li>a. (U) the projected time to slew</li> <li>b. (U) projected new area of coverage</li> </ul>   |                  | MO               | Build 4  | N      |
| CPG-434      | 3.2.1.5.3.0-6 | (U) The FCS CPG <b>shall</b> recommend to the operator when an FCR pointing adjustment is necessary to address the cases of a) the radar hitting physical rotation limit, and b) aerostat motion prevents the radar from keeping PTL. The   |                  | MO               | Build 4  | N      |

| UNCLASSIFIED |                |   |                  |                  |  |        |
|--------------|----------------|---|------------------|------------------|--|--------|
| ID           | Paragraph      | Communication and Processing Group<br>Prime Item Development Specification  | HW<br>Allocation | SW<br>Allocation | SW Build                                   | Safety |
|              |                | CPG operator will take an action that balances current activities with the need to keep the FCR supporting the mission.   |                  |                  |  |        |
| CPG-435      | 3.2.1.5.3.0-7  | (U) The FCS CPG <b>shall</b> enable the operator to command an azimuth slew to the FCR.   |                  | MO, MS           | Build 3a                                   | N      |
| CPG-2646     | 3.2.1.5.3.0-8  | (U) The FCS CPG <b>shall</b> require a separate operator override to perform a slew that conflicts with an engagement support plan.   |                  | MO               | Build 4                                    | N      |
| CPG-436      | 3.2.1.5.3.0-9  | (U) The FCS CPG <b>shall</b> display the progress of a commanded azimuth slew.  |                  | MO               | Build 3a                                   | N      |
| CPG-437      | 3.2.1.5.3.0-10 | (U) The FCS CPG <b>shall</b> provide the interface to allow the operator to assess the current orientation of the coverage area of the FCR with regard to supporting assigned missions. The orientation assessment should consider the following items:<br><br>a. (U) Azimuth offset from planned azimuth primary threat line and sector bounds<br><br>b. (U) Elevation offset from planned elevation center line<br><br>c. (U) Radar field of view |                  | MO               | Build 4                                    | N      |
| CPG-441      | 3.2.1.5.3.0-11 | (U) The FCS CPG <b>shall</b> manage radar tasks in accordance with the CPG assigned priorities.   |                  | MO, MS           | Build 3a<br>Build 4                        | N      |
| CPG-442      | 3.2.1.5.3.0-12 | (U) The FCS CPG <b>shall</b> provide tasking commands to the radar.   |                  | MO               | Build 3a                                   | N      |
| CPG-445      | 3.2.1.6.1.0-1  | b(3)  | CCNP             | MO               | Build 3a                                   | N      |
| CPG-2399     | 3.2.1.6.1.0-2  | (U) The CPG <b>shall</b> automatically initiate system tracks on local tracks which do not correlate to existing system tracks.   |                  | MO               | Build 3a                                   | N      |
| CPG-446      | 3.2.1.6.1.0-3  | (U) The CPG <b>shall</b> maintain the following on a per-track basis, if available:<br><br>a. (U) position and velocity<br><br>b. (U) time associated with track validity   |                  | MO               | Build 3a - ABT<br>Build 4 - ABT, SMT, LCR, | N      |

| UNCLASSIFIED |               |  |                  |                  |  |        |
|--------------|---------------|--|------------------|------------------|--|--------|
| ID           | Paragraph     | Communication and Processing Group<br>Prime Item Development Specification   | HW<br>Allocation | SW<br>Allocation | SW Build   | Safety |
|              |               | c. (U) covariance data<br>d. (U) identification<br>e. (U) correlated IFF responses<br>f. (U) air space interaction data<br>g. <b>b(3)</b><br>h. (U) correlated track numbers<br>i. (U) track history, including position, identity, category, platform, and specific type information<br>j. (U) LPEs for TBMs and LCRs<br>k. (U) simulated track indicator |                  |                  | TBM  |        |
| CPG-2434     | 3.2.1.6.1.0-4 | (U) The CPG <b>shall</b> maintain the level of precision for track data as provided by the track source.   |                  | MO               | Build 3a   | N      |
| CPG-459      | 3.2.1.6.1.0-5 | (U) The CPG <b>shall</b> maintain the position and velocity in system coordinates based on the World Geodetic Survey (WGS)-84 earth model.   |                  | MO               | Build 2  | N      |
| CPG-2552     | 3.2.1.6.1.0-6 | (U) The CPG <b>shall</b> geodetically align the associated radar data using the location of self reporting units.  |                  | MO               | Build 3b   | N      |
| CPG-2553     | 3.2.1.6.1.0-7 | (U) The CPG <b>shall</b> align the external system track data from<br>a. (U) CEC<br>b. (U) Link-16<br>c. (U) JRE<br>to the geodetically aligned radar track data.  |                  | MO               | Build 3b -<br>Link-16<br>and CEC<br><br>Build 4 -<br>JRE   | N      |
| CPG-463      | 3.2.1.6.1.0-8 | (U) The CPG <b>shall</b> purge a source track from the database and reconstitute the platform type, specific type, and identification data of the remaining correlated source tracks when a drop track message is received or a track is no longer updated by the source.  |                  | MO               | Build 3a   | N      |
| CPG-465      | 3.2.1.6.2.0-1 | (U) The CPG <b>shall</b> correlate and decorrelate the following in order to contribute to the Single Integrated Air Picture (SIAP):<br>a. (U) local tracks with   |                  | MO               | Build 2 -<br>IOC<br><br>Build 3b -<br>ABT<br><br>Build 4 - | N      |

| UNCLASSIFIED |               |  |               |               |   |        |
|--------------|---------------|--|---------------|---------------|---|--------|
| ID           | Paragraph     | Communication and Processing Group Prime Item Development Specification  | HW Allocation | SW Allocation | SW Build  | Safety |
|              |               | Link-16/JRE tracks in accordance with Reference [2];<br>b. [REDACTED] b(3)<br>c. (U) local tracks with CEC tracks  |               |               | SMT, LCR, TBM, JRE, IBS                             |        |
| CPG-469      | 3.2.1.6.2.0-2 | (U) The CPG, upon correlation events, shall assess the platform type, specific type, and identification data of source tracks in a manner consistent with rules of the corresponding external links. |               | MO            | Build 3b - ABT<br>Build 4 - SMT, LCR, TBM, JRE, IBS | N      |
| CPG-470      | 3.2.1.6.2.0-3 | (U) The CPG, upon decorrelation events, shall reconstitute the platform type, specific type, and identification data of the source tracks.   |               | MO            | Build 3a - ABT<br>Build 4 - SMT, LCR, TBM, JRE, IBS | N      |
| CPG-471      | 3.2.1.6.2.0-4 | (U) The CPG shall support modification of correlation threshold parameters as defined in Reference [2].  |               | MO            | Build 3a - ABT<br>Build 4 - SMT, LCR, TBM           | N      |
| CPG-2478     | 3.2.1.7.0-1   | [REDACTED] b(3)<br>a. [REDACTED] b(3)<br>b. [REDACTED] b(3)<br>c. [REDACTED] b(3)<br>d. [REDACTED] b(3)<br>e. [REDACTED] b(3)<br>f. [REDACTED] b(3)  |               | MO            | Build 4   | N      |

| UNCLASSIFIED |               |  |               |               |  |        |
|--------------|---------------|--|---------------|---------------|--|--------|
| ID           | Paragraph     | Communication and Processing Group Prime Item Development Specification  | HW Allocation | SW Allocation | SW Build   | Safety |
|              |               | <p>b(3)</p> <p>g. b(3)</p>   |               |               |  |        |
| CPG-2400     | 3.2.1.7.0-2   | b(3)   |               | MO            | Build 3a   | N      |
| CPG-473      | 3.2.1.7.0-3   | (U) The CPG shall exchange platform, platform activity, specific type, and identification indicators on Link-16/JRE in accordance with Reference [1]. Reference [2] provides details on Link-16 messaging. |               | MO            | Build 3b<br>Link-16<br>Build 4<br>JRE              | N      |
| CPG-2647     | 3.2.1.7.0-4   | b(3)   |               | MO            | Build 4  | N      |
| CPG-474      | 3.2.1.7.0-5   | (U) The CPG shall display an alert indicating a difference in track category between external and local sources that requires operator intervention.   |               | MO            | Build 3a   | N      |
| CPG-475      | 3.2.1.7.0-6   | (U) The CPG shall enable the operator to change the category, platform and/or specific type of a track.  |               | MO            | Build 3a   | N      |
| CPG-2615     | 3.2.1.7.0-7   | (U) The CPG shall exchange only unambiguous air specific types, as defined in Reference [1], to external links.  |               | MO            | Build 3b<br>Link-16,<br>CEC<br>Build 4<br>JRE, IBS | N      |
| CPG-2614     | 3.2.1.7.0-8   | (U) The CPG shall exchange only unambiguous air platform, as defined in Reference [1], to external links.  |               | MO            | Build 3b<br>Link 16,<br>CEC<br>Build 4<br>JRE, IBS | N      |
| CPG-2652     | 3.2.1.8.1.0-1 | (U) The CPG shall evaluate a local ID against the external data link ID to determine the CPG recommended reportable identification.  |               | MO            | Build 4  | N      |
| CPG-479      | 3.2.1.8.1.0-2 | <p>(U) The CPG shall utilize the following identifications for local recommendations and exchanges with external systems:</p> <p>a. (U) Pending</p>  |               | MO            | Build 3a   | N      |

| UNCLASSIFIED |               |  |               |               |                     |        |
|--------------|---------------|--|---------------|---------------|---------------------|--------|
| ID           | Paragraph     | Communication and Processing Group Prime Item Development Specification  | HW Allocation | SW Allocation | SW Build            | Safety |
|              |               | b. (U) Assumed Friend<br>c. (U) Friend<br>d. (U) Unknown<br>e. (U) Suspect<br>f. (U) Hostile<br>g. (U) Neutral   |               |               |                     |        |
| CPG-487      | 3.2.1.8.1.0-3 | (U) The CPG shall recommend an air track as a Friend based on the received Precise Participant Location and Identification (PPLI) correlated with the track.   |               | MO            | Build 3a            | N      |
| CPG-2650     | 3.2.1.8.1.0-4 | (U) The CPG shall recommend an air track as a Friend based on the received Mode 5 IFF correlated with the track in accordance with Reference [2].  |               | MO            | Build 4             | N      |
| CPG-488      | 3.2.1.8.1.0-5 | (U) The CPG shall enable the operator to set the identification of an air track.   |               | MO            | Build 3a            | N      |
| CPG-489      | 3.2.1.8.1.0-6 | (U) The CPG shall recommend a local identification of a track, excluding Pending, factoring the input from the following identification sources:<br>a. (U) Change Data Order in effect<br>b. (U) Operator identification selection<br>c. (U) PPLI correlation<br>d. (U) IFF Mode 5<br>e. (U) Procedural Identification<br>f. (U) Order of battle correlation |               | MO            | Build 3a<br>Build 4 | N      |
| CPG-2470     | 3.2.1.8.1.0-7 | (U) The CPG shall allow the operator to enable/disable the air space interaction and order of battle methods for determining track identification.   |               | MO            | Build 4             | N      |
| CPG-495      | 3.2.1.8.1.0-8 | (U) <b>b(3)</b><br>the FCS CPG shall establish an Order of Battle (OOB) identification.  |               | MO            | Build 3a            | N      |
| CPG-496      | 3.2.1.8.1.0-9 | (U) The CPG shall exchange identification information with Link-16/JRE and set identification in   |               | MO            | Build 3b<br>Link-16 | N      |



| UNCLASSIFIED |                |  |                  |                  |  |        |
|--------------|----------------|--|------------------|------------------|--|--------|
| ID           | Paragraph      | Communication and Processing Group<br>Prime Item Development Specification   | HW<br>Allocation | SW<br>Allocation | SW Build   | Safety |
|              |                | accordance with Reference [1]. This includes the use of the ID Difference Resolution Table and Track Management Messages for ID Differences and Change Data Orders detailed in Reference [2].  |                  |                  | Build 4<br>JRE   |        |
| CPG-2649     | 3.2.1.8.1.0-10 | (U) The CPG shall exchange <b>b(3)</b> in accordance with Reference [1] and set identification in accordance with Reference [2].   |                  | MO               | Build 4  | N      |
| CPG-2648     | 3.2.1.8.1.0-11 | (U) The CPG shall exchange <b>b(3)</b> in accordance with Reference [1] and set identification in accordance with Reference [2].   |                  | MO               | Build 3b   | N      |
| CPG-497      | 3.2.1.8.1.0-12 | (U) The CPG shall display an identification conflict alert if indicated by the ID Difference Resolution Table described in Reference [1] for tracks exchanged on Link-16/JRE.  |                  | MO               | Build 3b<br>Link-16<br>Build 4<br>JRE                      | N      |
| CPG-498      | 3.2.1.8.1.0-13 | (U) The CPG shall display an alert indicating a difference in identification between external sources and a local air track that requires operator intervention. In <b>b(3)</b>  |                  | MO               | Build 3b<br>CEC<br>Build 4<br>IBS                          | N      |
| CPG-500      | 3.2.1.8.2.0-1  | (U) The CPG shall correlate the system tracks with received valid local IFF responses.   |                  | MO               | Build 3a<br>Modes<br>1,2,3 A/C,<br>4<br>Build 4<br>Modes 5 | N      |
| CPG-501      | 3.2.1.8.2.0-2  | (U) If an unambiguous correlation has been made between a system track and a local IFF response, the CPG shall update the system track data with received valid IFF responses.   |                  | MO               | Build 3a   | N      |
| CPG-502      | 3.2.1.8.2.0-3  | (U) The CPG shall provide an indication when an ambiguous correlation has been determined for an IFF response received from the local radar. Ambiguous correlations occur when more than one track can be associated to a single IFF response, when more than one IFF response can be correlated to a single track |                  | MO               | Build 4  | N      |

| UNCLASSIFIED |               |   |                  |                  |  |        |
|--------------|---------------|---|------------------|------------------|--|--------|
| ID           | Paragraph     | Communication and Processing Group<br>Prime Item Development Specification  | HW<br>Allocation | SW<br>Allocation | SW Build   | Safety |
|              |               | or when no tracks correlate to the IFF response.  |                  |                  |  |        |
| CPG-503      | 3.2.1.8.2.0-4 | (U) The CPG shall exchange only unambiguous local IFF data with external units.   |                  | MO               | Build 3b   | N      |
| CPG-504      | 3.2.1.8.2.0-5 | (U) The CPG shall provide the interface to allow the operator to request an IFF action by mode(s) on a selected track.  |                  | MO               | Build 3a<br>Modes<br>1,2,3 A/C,<br>4 Build 4<br>Modes 5<br>& S | N      |
| CPG-505      | 3.2.1.8.2.0-6 | (U) The CPG shall automatically provide IFF interrogation requests to the local radar based on the following: <ul style="list-style-type: none"> <li>a. (U) Air Tracks that do not have an IFF unambiguous response</li> <li>b. (U) Air track is within the IFF On Line</li> <li>c. (U) IFF Modes are enabled and operating for the radar including Modes 1, 2, 3A, 3C, 4, and 5.</li> <li>d. (U) Age of the current unambiguous IFF response (local or external) is greater than an operator-selectable threshold based on mode</li> <li>e. (U) Age of the current ambiguous IFF response (local or external)</li> </ul> <p style="text-align: center;">b(3)</p> <ul style="list-style-type: none"> <li>f. (U) IFF request prioritization</li> </ul> |                  | MO               | Build 3a<br>Modes<br>1,2,3 A/C,<br>4 Build 4<br>Modes 5<br>& S | N      |
| CPG-512      | 3.2.1.8.2.0-7 | (U) The CPG shall alert the operator when a Mode 4 response of Valid or Mode 5 IFF response   |                  | MO               | Build 3b<br>Mode 4<br><br>Build 4<br>Mode 5                    | N      |
| CPG-514      | 3.2.1.8.3.0-1 | (U) The CPG shall continuously assess the procedural identification for an air track using the following sources of information: <ul style="list-style-type: none"> <li>a. (U) interaction with active ACMs within the ID Authority Area (IDAA) (including volumes,</li> </ul>  |                  | MO               | Build 4  | N      |

| UNCLASSIFIED |               |  |                  |                  |                                  |        |
|--------------|---------------|--|------------------|------------------|----------------------------------|--------|
| ID           | Paragraph     | Communication and Processing Group<br>Prime Item Development Specification   | HW<br>Allocation | SW<br>Allocation | SW Build                         | Safety |
|              |               | <p>corridors, and safe velocity)</p> <p>b. (U) interaction with active origins (friendly, hostile)</p> <p>c. (U) responses to IFF/Selective Identification Feature (SIF)</p> <p>d. (U) operator-selected weights and identity thresholds</p>   |                  |                  |                                  |        |
| CPG-519      | 3.2.1.8.3.0-2 | <p>(U) The CPG <b>shall</b> assess an air track's indicators to support a local Procedural Identification using the following:</p> <p>1. (U) Weight sets for volume membership</p> <p>a. (U) Friendly Origin (FO)</p> <p>b. (U) Hostile Origin (HO)</p> <p>c. (U) Prohibited Volume (PV)</p> <p>d. (U) Restricted Volume (RV)</p> <p>e. (U) Safe passage Corridor (SPC)</p> <p>2. (U) Weight set for Velocity test</p> <p>a. (U) Safe Velocity (SV)</p> <p>3. (U) Weight sets for IFF Challenges</p> <p>a. (U) Interrogate Friend or Foe Mode 4 (IFF M4)</p> <p>b. (U) IFF Selective Identification Features (SIF)</p> |                  | MO               | Build 4                          | N      |
| CPG-2651     | 3.2.1.8.3.0-3 | (U) The CPG <b>shall</b> maintain multiple weight sets and ID thresholds to support Procedural Identification assessment.  |                  | MS               | Build 4                          | N      |
| CPG-2641     | 3.2.1.8.3.0-4 | (U) The CPG <b>shall</b> compare the summed weights with the maintained thresholds in order to support a Procedural Identification.  |                  | MO               | Build 4                          | N      |
| CPG-520      | 3.2.1.8.3.0-5 | (U) The CPG <b>shall</b> enable the operator to select weight sets and thresholds and define the IDAA to support identification information development on tracks.   |                  | MO               | Build 4                          | N      |
| CPG-2549     | 3.2.1.9.0-1   | b(3)   |                  | MO               | Build 3b<br>Build 4<br>for space | N      |

| UNCLASSIFIED |              |   |                  |                  |   |        |
|--------------|--------------|---|------------------|------------------|---|--------|
| ID           | Paragraph    | Communication and Processing Group<br>Prime Item Development Specification  | HW<br>Allocation | SW<br>Allocation | SW Build                                  | Safety |
|              |              | <p>b(3)</p> <p>b(3)</p> <p>b(3)</p> <p>b(3)</p>   |                  |                  | tracks                                    |        |
| CPG-523      | 3.2.1.9.0-2  | b(3)  |                  | MO               | Build 4                                   | N      |
| CPG-524      | 3.2.1.9.0-3  | <p>b(3)</p> <p>a. b(3)</p> <p>b. b(3)</p> <p>c. b(3)</p> <p>d. b(3)</p>   |                  | MO               | Build 4                                   | N      |
| CPG-529      | 3.2.1.9.0-4  | <p>(U) The CPG shall assess and re-order track priority on a per track basis at</p> <p>b(3)</p>   |                  | MO               | Build 4                                   | N      |
| CPG-530      | 3.2.1.9.0-5  | b(3)  |                  | MO               | Build 4                                   | N      |
| CPG-532      | 3.2.1.10.0-1 | (U) The CPG shall report only tracks maintained by the associated radar. This prevents the system from forwarding data that may adversely affect the track picture at distant ends. |                  | MO               | Build 3a - ABT<br>Build 4 - SMT, LCR, TBM | N      |
| CPG-533      | 3.2.1.10.0-2 | b(3)  | CCNP             | MO               | Build 4                                   | N      |

| UNCLASSIFIED |               |   |                  |                  |  |        |
|--------------|---------------|---|------------------|------------------|--|--------|
| ID           | Paragraph     | Communication and Processing Group<br>Prime Item Development Specification  | HW<br>Allocation | SW<br>Allocation | SW Build                                       | Safety |
| CPG-534      | 3.2.1.10.0-3  | (U) The CPG shall exchange ABT data with the CEC network in accordance with Reference [1].  | CCNP             | MO               | Build 3b                                       | N      |
| CPG-535      | 3.2.1.10.0-4  | b(3)  | CCNP             | MO, MS           | Build 4  | N      |
| CPG-536      | 3.2.1.10.0-5  | (U) The CPG shall exchange ABT, TBM, LCR, and SMT data with Link-16/JRE in accordance with Reference [1] and based on enabled track filters. Reference [2] provides details on Link-16 messaging. | CCNP             | MO               | Build 3b - ABT<br>Build 4 - SMT, LCR, TBM, JRE | N      |
| CPG-537      | 3.2.1.10.0-6  | b(3)  |                  | MO               | Build 3b - ABT<br>Build 4 - SMT, LCR, TBM, JRE | N      |
| CPG-2653     | 3.2.1.10.0-7  | b(3)  |                  | MO               | Build 4  | N      |
| CPG-538      | 3.2.1.10.0-8  | b(3)  |                  | MO               | Build 3b - ABT<br>Build 4 - SMT, LCR, TBM, JRE | N      |
| CPG-2654     | 3.2.1.10.0-9  | b(3)  |                  | MO               | Build 4  | N      |
| CPG-539      | 3.2.1.10.0-10 | b(3)  |                  | MO               | Build 4  | N      |
| CPG-540      | 3.2.1.10.0-11 | (U) The CPG shall notify external units when a local track is dropped.  |                  | MO               | Build 3b - Link-16, CEC<br>Build 4             | N      |

| UNCLASSIFIED |               |   |                  |                  |  |        |
|--------------|---------------|---|------------------|------------------|--|--------|
| ID           | Paragraph     | Communication and Processing Group<br>Prime Item Development Specification  | HW<br>Allocation | SW<br>Allocation | SW Build   | Safety |
|              |               |   |                  |                  | JRE, IBS   |        |
| CPG-2402     | 3.2.1.10.0-12 | (U) The CPG <b>shall</b> have latency for precision tracks as defined in Appendix B.  | CCNP,<br>CCP     | MO               | Build 3b   | N      |
| CPG-2403     | 3.2.1.10.0-13 | (U) The CPG <b>shall</b> have latency for surveillance tracks as defined in Appendix B.   | CCNP,<br>CCP     | MO               | Build 3b   | N      |
| CPG-542      | 3.2.1.11.0-1  | (U) The CPG <b>shall</b> provide a situation display of the integrated track picture including tracks and reference points.   | CCCS,<br>CCNP    | MO, MS           | Build 3a -<br>ABT<br><br>Build 4 -<br>SMT,<br>LCR,<br>TBM    | N      |
| CPG-2497     | 3.2.1.11.0-2  | (U) The CPG <b>shall</b> provide a situation display of the integrated track picture to include displays or controls for:<br>a. (U) track amplification data;<br>b. (U) track history (i.e., trails, flight path, and point of origin); and<br>c. (U) situational awareness tools, such as measurement references and pointers. | CCNP             | MO               | Build 3a -<br>ABT<br><br>Build 4 -<br>SMT,<br>LCR,<br>TBM    | N      |
| CPG-547      | 3.2.1.11.0-3  | (U) The CPG <b>shall</b> enable three mission operators to display and simultaneously interact with the CPG tactical software via three operator workstations and a central display.  | CCCS             | MO               | Build 3a   | N      |
| CPG-2476     | 3.2.1.11.0-4  | (U) The CPG <b>shall</b> provide an indication on the situational display of the current training state during training operations.   |                  | MO, ET,<br>DPM   | Build 3a -<br>ET and<br>DPM<br><br>Build 4 -<br>MO and<br>MS | N      |
| CPG-548      | 3.2.1.11.0-5  | (U) The CPG <b>shall</b> provide an indication on the situational display of the radiation state of the associated radar.   |                  | MO, DPM          | Build 3a   | SR     |
| CPG-549      | 3.2.1.11.0-6  | (U) The CPG <b>shall</b> display an integrated track picture [REDACTED] b(3) [REDACTED] of the following types:<br>a. (U) air/space tracks<br>b. (U) surface/land tracks<br>c. (U) launch point estimates<br>d. (U) reference point   |                  | MO, MS           | Build 3a -<br>ABT<br><br>Build 4 -<br>SMT,<br>LCR,<br>TBM    | N      |

| UNCLASSIFIED |               |   |                  |                  |   |        |
|--------------|---------------|---|------------------|------------------|---|--------|
| ID           | Paragraph     | Communication and Processing Group<br>Prime Item Development Specification  | HW<br>Allocation | SW<br>Allocation | SW Build  | Safety |
|              |               | tracks  |                  |                  |   |        |
| CPG-2475     | 3.2.1.11.0-7  | (U) The CPG shall differentiate the display of Embedded Trainer tracks (simulated) from non-simulated tracks in accordance with Reference [11]. |                  | MO, MS           | Build 3a<br>Build 4                                   | SR     |
| CPG-554      | 3.2.1.11.0-8  | b(3)  |                  | MO, MS           | Build 3a -<br>ABT<br>Build 4 -<br>SMT,<br>LCR,<br>TBM | N      |
| CPG-555      | 3.2.1.11.0-9  | b(3)<br>a. b(3)<br>b. b(3)<br>c. b(3)<br>d. b(3)<br>e. b(3)<br>f. b(3)  |                  | MO, MS           | Build 3a -<br>ABT<br>Build 4 -<br>SMT,<br>LCR,<br>TBM | N      |
| CPG-562      | 3.2.1.11.0-10 | (U) The CPG shall enable the operator to filter the display of the simulated track symbol modifier.   |                  | MO, MS           | Build 3a -<br>ABT<br>Build 4 -<br>SMT,<br>LCR,<br>TBM | N      |
| CPG-563      | 3.2.1.11.0-11 | (U) The CPG shall enable the operator to display correlated track numbers with their track symbol.  |                  | MO, MS           | Build 3a -<br>ABT<br>Build 4 -<br>SMT,<br>LCR,<br>TBM | N      |
| CPG-564      | 3.2.1.11.0-12 | (U) The CPG shall enable the operator to display trails for all tracks and/or a subset of tracks using the selected trail length.               |                  | MO               | Build 3a -<br>ABT<br>Build 4 -<br>SMT,<br>LCR,<br>TBM | N      |

| UNCLASSIFIED |               |  |                  |                  |   |        |
|--------------|---------------|--|------------------|------------------|---|--------|
| ID           | Paragraph     | Communication and Processing Group<br>Prime Item Development Specification   | HW<br>Allocation | SW<br>Allocation | SW Build  | Safety |
| CPG-565      | 3.2.1.11.0-13 | (U) The CPG <b>shall</b> enable the operator to select a trail display length for all tracks of <b>b(3)</b>  |                  | MO               | Build 3a -<br>ABT<br><br>Build 4 -<br>SMT,<br>LCR,<br>TBM | N      |
| CPG-566      | 3.2.1.11.0-14 | (U) The CPG <b>shall</b> enable the operator to display the <b>b(3)</b> a track's path.  |                  | MO               | Build 4   | N      |
| CPG-567      | 3.2.1.11.0-15 | (U) The CPG <b>shall</b> enable the operator to view current track amplification data on a selected track to include source track number mappings of correlated tracks.                              |                  | MO, MS           | Build 4   | N      |
| CPG-2645     | 3.2.1.11.0-16 | (U) The CPG <b>shall</b> enable the operator to view current track amplification data on a selected track to include track identification and supporting data, including recommended ID.             |                  | MO, MS           | Build 4   | N      |
| CPG-2644     | 3.2.1.11.0-17 | (U) The CPG <b>shall</b> enable the operator to view current track amplification data on a selected track to include track category, specific type, and platform type as well as supporting data.    |                  | MO, MS           | Build 4   | N      |
| CPG-2498     | 3.2.1.11.0-18 | (U) The CPG <b>shall</b> enable the operator to view current track amplification data on a selected track to include contributing sources to CEC tracks.   |                  | MO               | Build 4   | N      |
| CPG-2499     | 3.2.1.11.0-19 | (U) The CPG <b>shall</b> enable the operator to view current track amplification data on a selected track which is determined by threat priority data, including threatened asset and time to asset. |                  | MO               | Build 4   | N      |
| CPG-573      | 3.2.1.11.0-20 | (U) The CPG <b>shall</b> enable the operator to query selectable display objects for attribute data.   |                  | MO, MS           | Build 3a -<br>ABT<br><br>Build 4 -<br>SMT,<br>LCR,<br>TBM | N      |
| CPG-574      | 3.2.1.11.0-21 | (U) The CPG <b>shall</b> have a measurement reference (e.g., range rings, ruler, grid toggle) for items on the situational display.  |                  | MO, MS           | Build 3a  | N      |
| CPG-575      | 3.2.1.11.0-22 | (U) The CPG <b>shall</b> enable the operator to initiate a pointer exchange, including text, with external systems on Link-16/JRE.   |                  | MO               | Build 3b<br>Link-16<br><br>Build 4                        | N      |



| UNCLASSIFIED |               |   |                  |                     |   |        |
|--------------|---------------|---|------------------|---------------------|---|--------|
| ID           | Paragraph     | Communication and Processing Group<br>Prime Item Development Specification  | HW<br>Allocation | SW<br>Allocation    | SW Build  | Safety |
|              |               |   |                  |                     | JRE   |        |
| CPG-576      | 3.2.1.11.0-23 | (U) The CPG <b>shall</b> enable the operator to display and clear pointers received from external systems on Link-16/JRE.   |                  | MO                  | Build 3b<br>Link-16<br><br>Build 4<br>JRE                 | N      |
| CPG-577      | 3.2.1.11.0-24 | The CPG <b>shall</b> provide an interface to allow the operator to selectively display: <ul style="list-style-type: none"> <li>a. (U) radiation control sectors with corresponding radiation state,</li> <li>b. (U) radar field of view,</li> <li>c. (U) search regions of interest,</li> <li>d. (U) supported weapon systems engagement coverage,</li> <li>e. (U) initialization data, and</li> <li>f. (U) system status information.</li> </ul> |                  | MO, MS,<br>DPM, HMS | Build 3a  | N      |
| CPG-582      | 3.2.1.11.0-25 | (U) The CPG <b>shall</b> enable the operator to display the relative track priority list.   |                  | MO                  | Build 3a  | N      |
| CPG-583      | 3.2.1.11.0-26 | (U) The FCS CPG <b>shall</b> enable the operator to display an indication on the tracks for which engagement support is being provided by the FCR.  |                  | MO                  | Build 3b  | N      |
| CPG-584      | 3.2.1.11.0-27 | (U) The FCS CPG <b>shall</b> alert the operator when high priority tracks or tracks under engagement support will potentially exit the FCR track coverage.  |                  | MO                  | Build 3b -<br>ABT<br><br>Build 4 -<br>SMT,<br>LCR,<br>TBM | N      |
| CPG-585      | 3.2.1.11.0-28 | (U) The FCS CPG <b>shall</b> display a list of currently supported engagements with engagement support plan data upon operator command.   |                  | MO                  | Build 3b  | N      |
| CPG-2451     | 3.2.1.11.0-29 | (U) The FCS CPG <b>shall</b> display and update the projected target flight path for the engagement timeline for targets that are planned for engagement support and targets that a supported engagement is ongoing.  |                  | MO                  | Build 3b  | N      |
| CPG-586      | 3.2.1.11.0-30 | (U) The FCS CPG <b>shall</b> provide the interface to allow the operator to designate   |                  | MO                  | Build 3a -<br>ABT   | N      |

| UNCLASSIFIED |               |  |                  |                  |   |        |
|--------------|---------------|--|------------------|------------------|---|--------|
| ID           | Paragraph     | Communication and Processing Group<br>Prime Item Development Specification   | HW<br>Allocation | SW<br>Allocation | SW Build  | Safety |
|              |               | a target for acquisition by the FCR.   |                  |                  | Build 4 -<br>SMT,<br>LCR,<br>TBM                          |        |
| CPG-587      | 3.2.1.11.0-31 | (U) The CPG <b>shall</b> enable the operator to designate tracks to be dropped by the associated radar.  |                  | MO               | Build 3a -<br>ABT<br><br>Build 4 -<br>SMT,<br>LCR,<br>TBM | N      |
| CPG-2674     | 3.2.1.12.0-2  | (U) Upon receipt of an Investigate, Shadow, and/or Precision Cue command from Link-16/JRE HEU(EO) for a track within the FOV of the radar, the FCS CPG <b>shall</b> initiate an FCR cued acquisition if the track in the command is not associated with a local track.   |                  | MO               | Build 4   | N      |
| CPG-617      | 3.2.1.12.0-3  | (U) The FCS CPG <b>shall</b> reject Shadow commands from the Link-16/JRE HEU(EO) with a Cannot Process indication when any of the following applies:<br><br>a. (U) radar is not in the tactical state<br><br>b. (U) track in the command is not held in the system track database<br><br>c. (U) track in the command is outside the radar FOV<br><br>d. (U) track in the command is within the radar FOV but cannot be acquired [REDACTED] b(3)<br><br>e. (U) track in the command is a ground or surface track. |                  | MO               | Build 4   | N      |
| CPG-2677     | 3.2.1.12.0-4  | (U) The FCS CPG <b>shall</b> allow the operator to accept or reject a Shadow, Investigate and/or Precision Cue command if the following apply:<br><br>a. (U) the command was not automatically rejected [REDACTED] b(3)  |                  | MO               | Build 4   | N      |

| UNCLASSIFIED |              |  |                  |                  |          |        |
|--------------|--------------|--|------------------|------------------|----------|--------|
| ID           | Paragraph    | Communication and Processing Group<br>Prime Item Development Specification   | HW<br>Allocation | SW<br>Allocation | SW Build | Safety |
|              |              | b. (U) auto accept is disabled.  |                  |                  |          |        |
| CPG-2676     | 3.2.1.12.0-5 | (U) The FCS CPG <b>shall</b> automatically accept Shadow, Investigate, and/or Precision Cue commands if the following apply:<br><br>a. (U) the command was not automatically rejected [REDACTED] b(3)<br><br>b. (U) auto accept is enabled.  |                  | MO               | Build 4  | N      |
| CPG-2675     | 3.2.1.12.0-6 | (U) The FCS CPG <b>shall</b> reject Investigate commands from the Link-16/JRE HEU(EO) with a Cannot Process indication when any of the following applies:<br><br>a. (U) radar is not in the tactical state<br><br>b. (U) track in the command is not held in the system track database<br><br>c. (U) track in the command is outside the radar FOV<br><br>d. (U) track in the command is within the radar FOV but cannot be acquired [REDACTED] b(3)<br><br>e. (U) track in the command is a ground or surface track<br><br>f. (U) radar resources are fully utilized with tasks of higher priority. |                  | MO               | Build 4  | N      |
| CPG-622      | 3.2.1.12.0-7 | (U) The FCS CPG <b>shall</b> allow the operator to enable/disable the automatic acceptance of Link-16/JRE HEU(EO) Shadow, Investigate, and/or Precision Cue commands.  |                  | MO               | Build 4  | N      |
| CPG-623      | 3.2.1.12.0-8 | (U) The FCS CPG <b>shall</b> indicate to the operator if the Link-16/JRE HEU(EO) Shadow or Investigate command is for a track that is outside the current field of view of the FCR. The operator has the responsibility to request FCR pointing adjustments.   |                  | MO               | Build 4  | N      |

| UNCLASSIFIED |               |  |               |               |          |        |
|--------------|---------------|--|---------------|---------------|----------|--------|
| ID           | Paragraph     | Communication and Processing Group Prime Item Development Specification  | HW Allocation | SW Allocation | SW Build | Safety |
| CPG-624      | 3.2.1.12.0-9  | (U) Upon acceptance of the Shadow command, the FCS CPG shall perform the following:<br>a. (U) report acceptance of the command to the Link-16/JRE HEU(EO), and<br>b. (U) set the track priority within the CPG Designated priority level.  |               | MO            | Build 4  | N      |
| CPG-628      | 3.2.1.12.0-10 | (U) The CPG shall alert the operator if the Shadow, Investigate, and/or Precision Cue command was automatically rejected.  |               | MO            | Build 4  | N      |
| CPG-629      | 3.2.1.12.0-11 | (U) Upon acceptance of the Investigate command, the FCS CPG shall perform the following:<br>a. (U) report acceptance of the command to the Link-16/JRE HEU(EO),<br>b. (U) set the track priority in the CPG-Designated priority level,<br>c. [REDACTED] b(3) [REDACTED]<br>d. (U) command IFF interrogation on the track.              |               | MO            | Build 4  | N      |
| CPG-2483     | 3.2.1.12.0-12 | (U) Upon acceptance of a Cease Engage command, for a Shadow and/or Investigate function, the FCS CPG shall perform the following:<br>a. (U) cancel [REDACTED] b(3) [REDACTED] with the radar,<br>b. (U) modify the track priority based on the prioritization logic, and<br>c. (U) re-order the CPG [REDACTED] b(3) [REDACTED] queues. |               | MO            | Build 4  | N      |
| CPG-635      | 3.2.1.12.0-13 | (U) Upon rejection of a command from Link-16/JRE HEU(EO), the FCS CPG shall report that it Cannot Comply to the Link-16/JRE HEU(EO).   |               | MO            | Build 4  | N      |
| CPG-2673     | 3.2.1.12.0-14 | (U) Upon acceptance of a Precision Cue command, the FCS CPG shall perform the following:<br>a. (U) report acceptance of  |               | MO            | Build 3b | N      |

| UNCLASSIFIED |                |  |                  |                  |          |        |
|--------------|----------------|--|------------------|------------------|----------|--------|
| ID           | Paragraph      | Communication and Processing Group<br>Prime Item Development Specification   | HW<br>Allocation | SW<br>Allocation | SW Build | Safety |
|              |                | the command to Link-16<br><br>b. (U) set the track priority to Precision Cue within CPG Designated priority level.   |                  |                  |          |        |
| CPG-2672     | 3.2.1.12.0-15  | (U) The FCS CPG <b>shall</b> automatically reject Precision Cue commands from the Link-16/JRE HEU(EO) with a Cannot Process indication when any of the following applies:<br><br>a. (U) radar is not in the tactical state<br><br>b. (U) track in the command is not held in the system track database<br><br>c. (U) track in the command is outside the radar FOV<br><br>d. (U) track in the command is within the radar FOV but cannot be acquired <b>b(3)</b><br><br>e. (U) track in the command is a ground or surface track<br><br>f. <b>b(3)</b><br><br>g. <b>b(3)</b> |                  | MO               | Build 3b | N      |
| CPG-590      | 3.2.1.13.1.0-1 | (U) The FCS CPG <b>shall</b> provide engagement support coordination between external weapons systems and the FCR to include assessments of weapon system requests; assessment of radar and communication resources; accounting for track priorities; and responding to the weapon system.   |                  | MO               | Build 3b | N      |
| CPG-2404     | 3.2.1.13.1.0-2 | (U) The CPG <b>shall</b> have an engagement support interface to Link-16. Note: The interface is specified in Appendix B.  |                  | MO               | Build 3  | N      |
| CPG-591      | 3.2.1.13.1.0-3 | (U) The CPG <b>shall</b> have an engagement support interface to CEC defined in accordance with Reference [31].  |                  | MO               | Build 4  | N      |
| CPG-592      | 3.2.1.13.1.0-4 | (U) The CPG <b>shall</b> determine whether it can support the requested engagement in <b>b(3)</b>  |                  | MO               | Build 3b | N      |

| UNCLASSIFIED |                 |   |                  |                  |          |        |
|--------------|-----------------|---|------------------|------------------|----------|--------|
| ID           | Paragraph       | Communication and Processing Group<br>Prime Item Development Specification  | HW<br>Allocation | SW<br>Allocation | SW Build | Safety |
|              |                 | b(3)  |                  |                  |          |        |
| CPG-2655     | 3.2.1.13.1.0-5  | (U) Upon receipt of a request for engagement support, the FCS CPG shall initiate an FCR cued acquisition if the track in the request is not maintained in the local track database and if the track is in the field of view of the FCR.   |                  | MO               | Build 4  | N      |
| CPG-593      | 3.2.1.13.1.0-6  | (U) If the cued acquisition of a non-locally held track does not result in a local track within the time period, in accordance with Reference [2a], the FCS CPG shall reject the engagement support request.  |                  | MO               | Build 3b | N      |
| CPG-594      | 3.2.1.13.1.0-7  | (U) The FCS CPG shall automatically determine the ability to support individual engagements based on received engagement support requests. The ability to support engagements considers the following for the engagement timeline identified:<br><br>a. (U) the track will remain in FCR coverage<br><br>b. b(3)<br><br>c. (U) the accuracy of the track is sufficient for the weapon system request<br><br>d. b(3) |                  | MO               | Build 3b | N      |
| CPG-599      | 3.2.1.13.1.0-8  | (U) Once the ability to support an engagement has been established, the FCS CPG shall automatically accept the request.   |                  | MO               | Build 3b | N      |
| CPG-600      | 3.2.1.13.1.0-9  | (U) The FCS CPG shall alert the operator and reject an engagement support request if the request cannot be supported by the FCR or communication resources and the requested track is of equal or lower priority than currently scheduled engagements.  |                  | MO               | Build 3b | N      |
| CPG-2599     | 3.2.1.13.1.0-10 | (U) The FCS CPG shall prioritize on-going engagements over future scheduled engagements. On-going engagements will  |                  | MO               | Build 4  | N      |

| UNCLASSIFIED |                 |   |                  |                  |          |        |
|--------------|-----------------|---|------------------|------------------|----------|--------|
| ID           | Paragraph       | Communication and Processing Group<br>Prime Item Development Specification  | HW<br>Allocation | SW<br>Allocation | SW Build | Safety |
|              |                 | not be pre-empted unless otherwise directed.  |                  |                  |          |        |
| CPG-601      | 3.2.1.13.1.0-11 | (U) The FCS CPG shall provide an engagement support recommendation and alternatives when an engagement support request cannot be supported by the FCR or communication resources.   |                  | MO               | Build 4  | N      |
| CPG-608      | 3.2.1.13.1.0-13 | (U) The FCS CPG shall provide [REDACTED] b(3) [REDACTED] for the operator to select from the engagement support recommendation and the alternatives.  |                  | MO               | Build 4  | N      |
| CPG-609      | 3.2.1.13.1.0-14 | (U) The FCS CPG shall perform the tasks corresponding to the operator accepted course of action or the timed out recommendation, whichever occurs first.  |                  | MO               | Build 4  | N      |
| CPG-610      | 3.2.1.13.1.0-15 | (U) The FCS CPG shall initiate a termination of engagement support for currently supported lower priority targets that were pre-empted by the acceptance of a higher-priority engagement.   |                  | MO               | Build 4  | N      |
| CPG-611      | 3.2.1.13.1.0-16 | (U) The FCS CPG shall send an acceptance offer [REDACTED] b(3) [REDACTED] for engagement support requests [REDACTED] b(3) [REDACTED] that the FCS will support. The acceptance offer will include the timeline that will be supported by the FCS.   |                  | MO               | Build 3b | N      |
| CPG-637      | 3.2.1.13.2.0-1  | (U) The CPG shall build an Engagement Support Plan for a received acceptance from a weapon system of an engagement support offer to include the following: <ul style="list-style-type: none"> <li>a. (U) projected interceptor launch time</li> <li>b. (U) target track number</li> <li>c. (U) data rates needed</li> <li>d. (U) time changes for data rates</li> <li>e. (U) acquisition and track of interceptor required</li> </ul> |                  | MO               | Build 3b | N      |
| CPG-643      | 3.2.1.13.2.0-2  | (U) The FCS CPG shall perform multiple simultaneous Engagement Support Plans [REDACTED] b(3) [REDACTED]   |                  | MO               | Build 3b | N      |

| UNCLASSIFIED |                |  |                  |                  |          |        |
|--------------|----------------|--|------------------|------------------|----------|--------|
| ID           | Paragraph      | Communication and Processing Group<br>Prime Item Development Specification   | HW<br>Allocation | SW<br>Allocation | SW Build | Safety |
| CPG-644      | 3.2.1.13.2.0-3 | (U) The CPG shall task the FCR to support each engagement according to the Engagement Support Plan.  |                  | MO               | Build 3b | N      |
| CPG-646      | 3.2.1.13.2.0-4 | (U) The CPG shall initiate an FCR cued acquisition of the interceptor using received state vectors in accordance with the Engagement Support Plan. The Engagement Support Plan includes whether or not interceptor tracking is necessary.  |                  | MO               | Build 3b | N      |
| CPG-649      | 3.2.1.13.2.0-5 | (U) The CPG shall transmit target information to the network according to the Engagement Support Plan.   |                  | MO               | Build 3b | N      |
| CPG-650      | 3.2.1.13.2.0-6 | (U) The CPG shall provide interceptor track data to the engaging weapons system according to the Engagement Support Plan.  |                  | MO               | Build 3b | N      |
| CPG-2657     | 3.2.1.13.3.0-1 | (U) The CPG shall automatically terminate engagement support <ul style="list-style-type: none"> <li>a. (U) upon end of contract with the weapon system,</li> <li>b. (U) upon weapon system notification to terminate contract, or</li> <li>c. (U) of the lowest priority scheduled, but not on-going engagement, upon acceptance of an on-going engagement contract extension, ■</li> </ul> <p style="text-align: center;"><b>b(3)</b></p> |                  | MO               | Build 3b | N      |
| CPG-652      | 3.2.1.13.3.0-2 | (U) The CPG shall allow the operator to select an engagement and manually terminate support for the engagement.  |                  | MO               | Build 3b | N      |
| CPG-653      | 3.2.1.13.3.0-3 | (U) The CPG shall command the radar to pre-engagement priority and cancel ■<br><b>b(3)</b> actions on a track due to the termination of engagement support of a target.  |                  | MO               | Build 3b | N      |
| CPG-654      | 3.2.1.13.3.0-4 | (U) The CPG shall notify supported weapons systems when it must terminate engagement support.  |                  | MO               | Build 3b | N      |
| CPG-2658     | 3.2.1.13.3.0-5 | (U) The CPG shall notify the operator upon termination of engagement support.  |                  | MO               | Build 3b | N      |
| CPG-656      | 3.2.1.14.0-1   | (U) The CPG shall provide the functionality to allow at least three  | CCCS             | HMS              | Build 3a | N      |



| UNCLASSIFIED |              |  |   |                     |          |        |
|--------------|--------------|--|---|---------------------|----------|--------|
| ID           | Paragraph    | Communication and Processing Group<br>Prime Item Development Specification   | HW<br>Allocation                        | SW<br>Allocation    | SW Build | Safety |
|              |              | operators to simultaneously display and control the content detail level of the operational health status and operating condition information.   |   |                     |          |        |
| CPG-657      | 3.2.1.14.0-2 | (U) The CPG <b>shall</b> collect, assess, and display operational health as reported by the associated Platform and the associated radar.  | CCNP                                    | MO, ET,<br>DPM, HMS | Build 3a | N      |
| CPG-658      | 3.2.1.14.0-3 | (U) The CPG <b>shall</b> collect, assess, and display operational health for the CPG to include the following:<br><br>a. (U) processors<br>b. (U) consoles<br>c. (U) local area network backbone and routers<br>d. (U) storage media<br>e. (U) data communications radios<br>f. (U) peripherals  | CCCS,<br>CDSS,<br>CCNP,<br>CCP,<br>CPWR | MO, DPM,<br>HMS     | Build 3a | N      |
| CPG-665      | 3.2.1.14.0-4 | (U) The CPG <b>shall</b> collect, assess, and display summary-level operational health and operating condition for the System and associated prime items.  |   | ET, DPM,<br>HMS     | Build 3a | N      |
| CPG-666      | 3.2.1.14.0-5 | (U) The CPG assessment of operational health <b>shall</b> result in one of the following determinations:<br><br>a. (U) Item is Off or has been disabled,<br>b. (U) No statement due to incomplete or invalid information,<br>c. (U) Item is on and fully Operational,<br>d. (U) Item is on and is Degraded due to loss of capabilities, but can support mission or<br>e. (U) Item is Failed and cannot support the mission.<br><br>(U) Note: Items include ABCS, MIDS, CEC, <b>b3</b> MBMMRs, HF radio, the associated radar, and the associated platform. |   | MO, MS,<br>DPM, HMS | Build 3a | N      |

| UNCLASSIFIED |              |   |                  |                  |  |        |
|--------------|--------------|---|------------------|------------------|--|--------|
| ID           | Paragraph    | Communication and Processing Group<br>Prime Item Development Specification  | HW<br>Allocation | SW<br>Allocation | SW Build   | Safety |
| CPG-672      | 3.2.1.14.0-6 | <p>(U) The CPG assessments of operating condition <b>shall</b> result in one of the following determinations:</p> <ul style="list-style-type: none"> <li>a. (U) Item is Off or has been disabled,</li> <li>b. (U) Item is Initializing,</li> <li>c. (U) Item has been initialized and is Configuring,</li> <li>d. (U) Item has been configured and in Standby-Ready (i.e., Configuration Mode), but is Ready to become operational (Standby-Ready), or</li> <li>e. (U) Item has been commanded into Operation (i.e., Tactical Mode) and is executing the mission.</li> </ul> <p>(U) Note: Items include MIDS, CEC, <b>b3</b> MBMMRs, HF radio, the associated radar, and the associated platform.</p> |                  | MO, DPM, HMS     | Build 3a   | N      |
| CPG-678      | 3.2.1.14.0-7 | <p>(U) The CPG <b>shall</b> collect and display the applicable system external data link status for the following data links:</p> <ul style="list-style-type: none"> <li>a. (U) Link-16</li> <li>b. (U) JRE</li> <li>c. (U) CEC</li> <li>d. (U) IBS</li> <li>e. (U) HE(FO) <b>b3</b></li> <li>f. (U) GPS</li> </ul>   |                  | MO, MS, DPM, HMS | Build 3b<br>Link-16,<br>CEC, GPS<br>Build 4<br>JRE, IBS,<br>ABCS | N      |
| CPG-685      | 3.2.1.14.0-8 | <p>(U) The CPG <b>shall</b> collect and display the applicable CPG internal link status of Off, Active, Degraded, or Failed for the following links:</p> <ul style="list-style-type: none"> <li>a. (U) MIDS LVT-2 in the CP</li> <li>b. (U) MBMMR Serial Link for JRE</li> <li>c. (U) CEP</li> <li>d. <b>b3</b></li> <li>e. (U) LAN GPS</li> </ul>  |                  | MO, DPM, HMS     | Build 3b<br>MIDS,<br>CEP, GPS<br>Build 4<br>MBMMR,<br><b>b3</b>  | N      |

| UNCLASSIFIED |               |   |                  |                  |                             |        |
|--------------|---------------|---|------------------|------------------|-----------------------------|--------|
| ID           | Paragraph     | Communication and Processing Group<br>Prime Item Development Specification  | HW<br>Allocation | SW<br>Allocation | SW Build                    | Safety |
|              |               | f. (U) SIPRNET<br>g. (U) NIPRNET  |                  |                  |                             |        |
| CPG-691      | 3.2.1.14.0-9  | (U) The CPG shall collect and display the CPG data link status of Off, Active, or Failed for the following data links:<br>a. (U) Associated Radar SDP<br>b. (U) MMS/Aerostat/Flight Director (FD)<br>c. (U) Power Conversion and Distribution System (PCDS) |                  | MO, DPM, HMS     | Build 3b                    | N      |
| CPG-696      | 3.2.1.14.0-10 | (U) The CPG shall alert the operator to a change in the operational health and operating condition of the System and Prime Items.   |                  | DPM, HMS         | Build 3b                    | SR     |
| CPG-697      | 3.2.1.14.0-11 | (U) The CPG shall alert the operator to changes in internal and external link status.   |                  | HMS              | Build 3b                    | N      |
| CPG-698      | 3.2.1.14.0-12 | (U) The CPG shall report the operational health and operating condition of the System to ABCS in accordance with Reference [1].   |                  | MS, HMS          | Build 4 ABCS                | N      |
| CPG-2490     | 3.2.1.14.0-13 | (U) The CPG shall report the operational health and operating condition of the System to Link-16 in accordance with Reference [1].  |                  | MO, HMS          | Build 3b Link-16            | N      |
| CPG-2491     | 3.2.1.14.0-14 | (U) The CPG shall report the operational health and operating condition of the System to JRE in accordance with Reference [1].  |                  | MO, HMS          | Build 4 JRE                 | N      |
| CPG-2492     | 3.2.1.14.0-15 | (U) The CPG shall report the operational health and operating condition of the System to CEP in accordance with Reference [1].  |                  | MO, HMS          | Build 3b CEP                | N      |
| CPG-2670     | 3.2.1.14.0-16 | (U) The CPG shall report the operational health and operating condition of the System to IBS in accordance with Reference [1].  |                  | MO, HMS          | Build 4                     | N      |
| CPG-2685     | 3.2.1.14.0-17 | (U) The CPG shall enable the operator to access radar system hardware configuration data.   |                  | HMS              | Build 4                     | N      |
| CPG-700      | 3.2.1.15.0-1  | (U) The CPG shall automatically record, <b>b(3)</b> a set of  | CCNP             | DPM, HMS         | Build 3a Basic capabilities | N      |

| UNCLASSIFIED |              |  |                  |                  |   |        |
|--------------|--------------|--|------------------|------------------|---|--------|
| ID           | Paragraph    | Communication and Processing Group<br>Prime Item Development Specification   | HW<br>Allocation | SW<br>Allocation | SW Build  | Safety |
|              |              | <p>data to include the following:</p> <ul style="list-style-type: none"> <li>a. (U) system operational health and operational condition</li> <li>b. (U) track data including supporting data for measurements, covariance, category, platform, specific type, and identification</li> <li>c. (U) engagement support actions</li> <li>d. (U) operator interventions and commands</li> <li>e. (U) enacted Mission Plans</li> <li>f. (U) enacted Mission Profiles</li> <li>g. (U) IFF responses with position</li> <li>h. (U) CPG operational health data and faults detected</li> <li>i. (U) messages to and from the associated radar</li> <li>j. (U) messages to and from the associated platform</li> <li>k. (U) security and authentication logs</li> <li>l. (U) prognostics reports</li> </ul> <p>(U) Note: These items cannot be disabled by the operator.</p> |                  |                  | <p>s</p> <p>Build 3b<br/>Link 16,<br/>CEC</p> <p>Build 4<br/>JRE</p> <p>Build 5 -<br/>Prognostic<br/>s</p>  |        |
| CPG-2681     | 3.2.1.15.0-2 | <p>(U) The CPG <b>shall</b> automatically record a set of data to include the following:</p> <ul style="list-style-type: none"> <li>a. (U) initialization parameters</li> <li>b. (U) changed parameters</li> <li>c. (U) operator interventions and commands</li> <li>d. (U) external link message traffic for Link-16, and CEC</li> <li>e. (U) track data including supporting data for measurements, covariance, category, platform, specific</li> </ul>  | CCNP             | DPM, HMS         | <p>Build 3a<br/>Basic<br/>capabilitie<br/>s</p> <p>Build 3b<br/>Link 16,<br/>CEC</p> <p>Build 4<br/>JRE</p> <p>Build 5 -<br/>Prognostic<br/>s</p> | N      |

| UNCLASSIFIED |               |   |                  |                  |                                  |        |
|--------------|---------------|---|------------------|------------------|----------------------------------|--------|
| ID           | Paragraph     | Communication and Processing Group<br>Prime Item Development Specification  | HW<br>Allocation | SW<br>Allocation | SW Build                         | Safety |
|              |               | type, and identification<br>f. (U) status<br>g. (U) CID-related products (received from the radar)<br>h. (U) organic weather data<br>(U) Note: These items cannot be disabled by the operator.          |                  |                  |                                  |        |
| CPG-2396     | 3.2.1.15.0-3  | (U) The CPG shall automatically record <b>b(3)</b> the weather data from the local Platform weather equipment.  | CCNP             | DPM              | Build 3a                         | N      |
| CPG-716      | 3.2.1.15.0-4  | (U) The CPG shall display an alert when CPG data recording media changes are needed.  |                  | DPM              | Build 3b                         | N      |
| CPG-2473     | 3.2.1.15.0-5  | (U) The CPG shall display an alert when radar data recording media changes are needed.  |                  | MO, DPM          | Build 3a                         | N      |
| CPG-717      | 3.2.1.15.0-6  | (U) The CPG shall display an alert if CPG data recording stops or is not running.   |                  | DPM              | Build 3b                         | N      |
| CPG-2474     | 3.2.1.15.0-7  | (U) The CPG shall display an alert if radar data recording stops or is not running.   |                  | MO, DPM          | Build 3a                         | N      |
| CPG-2471     | 3.2.1.15.0-8  | (U) The CPG shall have controls for CPG data recording functions.   | CCNP             | DPM              | Build 4                          | N      |
| CPG-2472     | 3.2.1.15.0-9  | (U) The CPG shall have controls for radar data recording functions.   | CCNP             | MO, DPM          | Build 3a                         | N      |
| CPG-718      | 3.2.1.15.0-10 | (U) The CPG shall enable the operator to select from the following additional data recording items:<br>a. (U) external link message traffic for HE(FO)<br>b. (U) external link message traffic for IBS. | CCNP             | DPM              | Build 4<br>Build 5 - Prognostics | N      |
| CPG-727      | 3.2.1.15.0-11 | (U) The CPG shall time stamp data as it is being recorded.  |                  | DPM              | Build 3a                         | N      |
| CPG-728      | 3.2.1.15.0-12 | (U) The CPG shall store classified and unclassified data on independent systems.  | CCNP             | DPM              | Build 3a                         | N      |
| CPG-2412     | 3.2.1.15.0-13 | (U) The CPG shall provide selective data retrieval, report formatting, and report generation via an interactive operator  |                  | DPM, HMS         | Build 4                          | N      |

| UNCLASSIFIED |                |  |                  |                  |          |        |
|--------------|----------------|--|------------------|------------------|----------|--------|
| ID           | Paragraph      | Communication and Processing Group<br>Prime Item Development Specification   | HW<br>Allocation | SW<br>Allocation | SW Build | Safety |
|              |                | interface.   |                  |                  |          |        |
| CPG-2413     | 3.2.1.15.0-14  | (U) The CPG shall provide recorded data archival via an interactive operator interface for post mission analysis.  |                  | DPM              | Build 4  | N      |
| CPG-2612     | 3.2.1.15.0-15  | (U) The CPG shall store the faults detected either in non-volatile memory or on removable data storage media.  | CCNP             |                  |          | N      |
| CPG-2611     | 3.2.1.15.0-16  | (U) The CPG shall continuously record:<br>a. (U) intercom communications,<br>b. (U) tactical voice communications, and<br>c. (U) CCS voice communications<br><b>b(3)</b>   | CCNP             | DPM              | Build 3a | N      |
| CPG-2610     | 3.2.1.15.0-17  | (U) The CPG shall provide a selective voice playback capability through operator workstations.   | CCNP             | DPM              | Build 4  | N      |
| CPG-2660     | 3.2.1.15.0-18  | (U) The CPG shall allow a qualified operator to:<br>a. (U) select the recorded voice communications to archive<br>b. (U) select the recorded voice communications to playback.   | CCNP             |                  |          | N      |
| CPG-2659     | 3.2.1.15.0-19  | (U) The CPG shall selectively archive up <b>b(3)</b> of recorded voice communications to removable media.  | CCNP             | DPM              | Build 4  | N      |
| CPG-732      | 3.2.1.16.1.0-1 | (U) The CPG shall enable the operator to transition between tactical operations and training operations.   |                  | ET, DPM          | Build 4  | N      |
| CPG-733      | 3.2.1.16.1.0-2 | (U) The CPG shall enable the operator to select the following training modes:<br>a. (U) <b>Standalone</b> - one or more operators participating in a simulated exercise<br>b. (U) <b>Netted</b> - system participating in a simulated exercise within an orbit and/or with external systems <b>b(3)</b><br>c. (U) <b>Individual</b> - operator-interactive tutorial modules. |                  | ET, DPM          | Build 3a | N      |

| UNCLASSIFIED |                 |   |                  |                  |                                 |        |
|--------------|-----------------|---|------------------|------------------|---------------------------------|--------|
| ID           | Paragraph       | Communication and Processing Group<br>Prime Item Development Specification  | HW<br>Allocation | SW<br>Allocation | SW Build                        | Safety |
| CPG-734      | 3.2.1.16.1.0-3  | (U) The CPG <b>shall</b> provide embedded standalone and netted proficiency training for operator tasks utilizing simulated tracks.   |                  | ET               | Build 3a                        | N      |
| CPG-735      | 3.2.1.16.1.0-4  | (U) The CPG <b>shall</b> generate simulated track inputs, consistent with the selected radar type, upon operator request.   | CCNP             | ET               | Build 2                         | N      |
| CPG-736      | 3.2.1.16.1.0-5  | (U) The CPG training simulations and simulators <b>shall</b> be Distributed Interactive Simulation (DIS)/High Level Architecture (HLA) compliant.   |                  | ET               | Build 2                         | N      |
| CPG-737      | 3.2.1.16.1.0-6  | (U) The CPG <b>shall</b> provide the functionality to allow the operator to implement communication controls for the DIS/HLA interface as an alternate source of simulated truth tracks for the radar models. |                  | ET, DPM          | Build 4                         | N      |
| CPG-739      | 3.2.1.16.1.0-7  | (U) The CPG embedded training <b>shall</b> operate on the tactical hardware and operate with the tactical software.   | CCNP             | ET               | Build 3a<br>Build 4             | N      |
| CPG-740      | 3.2.1.16.1.0-8  | (U) The CPG <b>shall</b> provide hardware and an internet browser to access government Web-based training sites.  | CCNP             | DPM              | Build 4                         | N      |
| CPG-741      | 3.2.1.16.1.0-9  | (U) The CPG <b>shall</b> have embedded trainers and simulators which are written in a standard language and have a modular design in order to allow for hardware and software growth potential.               | CCNP             | ET               | Build 4                         | N      |
| CPG-2477     | 3.2.1.16.1.0-10 | (U) The CPG Embedded Trainer processing resources <b>shall</b> be isolated from tactical operational software.  |                  | MO, ET           | Build 3a<br>Build 3b<br>Build 4 | SR     |
| CPG-742      | 3.2.1.16.1.0-11 | (U) The CPG <b>shall</b> enable the operator to access installed interactive electronic technical manuals (IETMs).  |                  | DPM, HMS         | Build 4                         | N      |
| CPG-2397     | 3.2.1.16.1.0-12 | (U) The CPG <b>shall</b> enable the operator to access installed computer based training (CBT).   |                  | DPM              | Build 4                         | N      |
| CPG-2678     | 3.2.1.16.1.0-13 | (U) The CPG <b>shall</b> enable the operator to exit Embedded Training operations and switch to live operations with a single action.   |                  | MO, ET           | Build 4                         | N      |
| CPG-2683     | 3.2.1.16.1.0-14 | (U) The CPG <b>shall</b> , under operator control, record mission operator GUI  |                  | ET               | Build 4                         | N      |

| UNCLASSIFIED |                    |   |                  |                    |                     |        |
|--------------|--------------------|---|------------------|--------------------|---------------------|--------|
| ID           | Paragraph          | Communication and Processing Group<br>Prime Item Development Specification  | HW<br>Allocation | SW<br>Allocation   | SW Build            | Safety |
|              |                    | actions during embedded tactical training sessions.   |                  |                    |                     |        |
| CPG-2682     | 3.2.1.16.1.0-15    | (U) The CPG <b>shall</b> , under operator control, provide playback of recorded embedded tactical training sessions.  |                  | ET                 | Build 4             | N      |
| CPG-744      | 3.2.1.16.2.0-1     | (U) The CPG <b>shall</b> continue tactical operations while allowing one or more operators to participate in sim-over-live standalone training.   |                  | MO, MS,<br>ET, DPM | Build 4             | SR     |
| CPG-745      | 3.2.1.16.2.0-2     | (U) The CPG <b>shall</b> suppress transmission of simulated tracks on external networks that were generated by standalone training.   |                  | MO, MS,<br>ET      | Build 3b<br>Build 4 | SR     |
| CPG-746      | 3.2.1.16.2.0-3     | (U) The CPG embedded training <b>shall</b> have simulated problem situations that replicate those expected to be encountered in actual mission operations.  |                  | ET                 | Build 4             | N      |
| CPG-2679     | 3.2.1.16.2.0-3.0-1 | (U) In the standalone sim-over-live mode, CPG <b>shall</b> <ol style="list-style-type: none"> <li>a. (U) enable each operator to select whether to interact with the live or simulated radar (Note: The simulated radar uses the same mission profile as the live radar. A mission profile is controlled by the live radar.)</li> <li>b. (U) enable each operator to select to view sim-only, live only, or both sim and live data,</li> <li>c. (U) ensure that at least one operator select live only or sim and live data,</li> <li>d. (U) from the operators who satisfy (c), ensure that at least one operator select to interact with the live radar,</li> <li>e. (U) if no operator selects the simulated radar, the simulated radar is slaved to the live radar</li> <li>f. (U) prevent an operator viewing sim-only to interact with live comms or the live radar, and</li> <li>f. (U) provide an indication of the radar type with which the operator is interacting.</li> </ol> |                  | MO, DPM            | Build 4             | N      |



| UNCLASSIFIED |                    |   |                  |                  |                                     |        |
|--------------|--------------------|---|------------------|------------------|-------------------------------------|--------|
| ID           | Paragraph          | Communication and Processing Group<br>Prime Item Development Specification  | HW<br>Allocation | SW<br>Allocation | SW Build                            | Safety |
| CPG-748      | 3.2.1.16.3.0-1     | (U) The CPG shall provide netted training that interacts within the orbit and/or with external systems based on a coordinated scenario.   |                  | MO, MS, ET       | Build 4                             | N      |
| CPG-749      | 3.2.1.16.3.0-2     | (U) The CPG shall exchange simulated tracks on networks, internal or external, designated to participate in the netted exercise.  |                  | MO, MS           | Build 4                             | N      |
| CPG-750      | 3.2.1.16.3.0-3     | (U) The CPG shall be interoperable through the Joint Semi-Automated Forces (JSAF) architecture by transmitting and receiving DIS and HLA formatted data to link the live, virtual, and constructive pieces of the training arena. |                  | MO, ET, DPM      | Build 4                             | N      |
| CPG-2662     | 3.2.1.16.3.0-4     | (U) The CPG shall support sim-only and sim-over- live training exercises while in netted training.  |                  | MO, MS, ET, DPM  | Build 4                             | N      |
| CPG-752      | 3.2.1.16.4.0-1     | (U) The CPG shall enable the operator to create, edit, save, and retrieve training scenarios.   |                  | ET               | Build 4                             | N      |
| CPG-2642     | 3.2.1.16.4.0-1.0-1 | (U) The CPG shall have storage and access for not less than 20 training scenarios.  |                  | ET               | Build 4                             | N      |
| CPG-753      | 3.2.1.16.4.0-2     | (U) The CPG shall enable the operator or maintainer to select, initiate, and stop training sessions.  |                  | ET, DPM          | Build 4                             | N      |
| CPG-755      | 3.2.1.17.0-1       | (U) Newly developed software for any CPG subsystem shall use track symbology consistent with Reference [12] and all other symbology consistent with Reference [11].   |                  | MO, MS, ET       | Build 2<br>Build 3a<br>Build 4 - ET | N      |
| CPG-756      | 3.2.1.17.0-2       | (U) The CPG shall adjust Reference [11] symbol size (i.e., display objects) to account for zooming.   |                  | MO, MS           | Build 2                             | N      |
| CPG-757      | 3.2.1.17.0-3       | <p style="text-align: center;"><b>b(3)</b></p> <p>a. <b>b(3)</b></p> <p>b. <b>b(3)</b></p> <p>c. <b>b(3)</b></p>  |                  | MO, MS, ET, DPM  | Build 2                             | N      |

| UNCLASSIFIED |              |  |                  |                  |  |        |
|--------------|--------------|--|------------------|------------------|--|--------|
| ID           | Paragraph    | Communication and Processing Group<br>Prime Item Development Specification   | HW<br>Allocation | SW<br>Allocation | SW Build                                       | Safety |
|              |              | <b>b(3)</b>  |                  |                  |  |        |
| CPG-761      | 3.2.1.17.0-4 | (U) The CPG <b>shall</b> provide a GUI containing a classified reserved alert display area at each operator position.  |                  | DPM              | Build 3a                                       | N      |
| CPG-762      | 3.2.1.17.0-5 | (U) The CPG <b>shall</b> use the guidance of Reference [10], section titled <i>Audio Displays</i> for production of audio signals. The audio signals are to direct the user's attention to the appropriate visual display which warns personnel of impending danger, alerts personnel to a critical change in system or equipment status, and/or reminds personnel of a critical action or actions that must be taken. | CCNP             | DPM              | Build 3a<br>Build 4                            | SR     |
| CPG-763      | 3.2.1.17.0-6 | (U) The CPG software <b>shall</b> provide safety critical alerts that are distinct from routine alerts.  |                  | DPM, HMS         | Build 3a<br>Build 4                            | SR     |
| CPG-764      | 3.2.1.17.0-7 | (U) The CPG <b>shall</b> display a hazardous condition alert until acknowledged by the operator or until the hazardous condition has been terminated. Hazardous conditions may be reported by the CPG or other Prime Items.  |                  | MO, DPM          | Build 3a                                       | SR     |
| CPG-765      | 3.2.1.17.0-8 | (U) The CPG <b>shall</b> alert the operator to the receipt of the following warning messages from HE(FO) or HEU(EO):<br><br>a. (U) Air Defense Warning<br><br>b. (U) NBC Warning<br><br>c. (U) TBM Warning<br><br>d. (U) Threat Warning Message  |                  | MO, MS           | Build 3b<br>Link-16,<br>ABCS<br>Build 4<br>JRE | N      |
| CPG-770      | 3.2.1.17.0-9 | (U) The CPG <b>shall</b> enable the operator to selectively display the following overlay items:<br><br>a. (U) Primary Threat Line (PTL)<br><br>b. (U) Defended Assets<br><br>c. (U) Air defense resources<br><br>d. (U) Prohibited and Restricted Volumes   |                  | MO, MS           | Build 2 -<br>IOC<br><br>Build 3a               | N      |

| UNCLASSIFIED |                |  |                  |                  |                              |        |
|--------------|----------------|--|------------------|------------------|------------------------------|--------|
| ID           | Paragraph      | Communication and Processing Group<br>Prime Item Development Specification   | HW<br>Allocation | SW<br>Allocation | SW Build                     | Safety |
|              |                | e. (U) Safe Passage<br>Corridors<br>f. (U) Friendly and Hostile<br>Origins<br>g. (U) Weapon Control<br>Volumes<br>h. (U) General Lines and<br>Points   |                  |                  |                              |        |
| CPG-779      | 3.2.1.17.0-10  | (U) The CPG shall include operator controls which allow displaying tracks [REDACTED] b(3)  |                  | MO, MS           | Build 2                      | N      |
| CPG-781      | 3.2.1.18.0-1   | (U) The CPG shall perform consistency checking of the mission planning and mission profile data entered by the operator. Note: Consistency checking validates the mission planning and mission profile data are consistent with prescribed directives. |                  | MS               | Build 2 -<br>IOC<br>Build 3a | N      |
| CPG-783      | 3.2.1.18.1.0-1 | (U) The CPG shall enable the operator to compose, send, receive, review and save computer assisted electronic text-formatted messages on the classified and unclassified networks.   |                  | MS, DPM          | Build 2                      | N      |
| CPG-2663     | 3.2.1.18.1.0-2 | (U) The CPG shall support tactical chat capability [REDACTED] b(3)   |                  | MO               | Build 4                      | N      |
| CPG-784      | 3.2.1.18.1.0-3 | (U) The CPG shall provide browsing capability on NIPRNET [REDACTED] b(3)   |                  | DPM              | Build 2 -<br>IOC<br>Build 3a | N      |
| CPG-786      | 3.2.1.18.2.0-1 | (U) The CPG shall configure the Black LAN upon operator request.   |                  | DPM              | Build 3a                     | N      |
| CPG-787      | 3.2.1.18.2.0-2 | (U) The CPG shall configure the Red LAN upon operator request.   | CCNP             | DPM              | Build 3b                     | N      |
| CPG-789      | 3.2.1.18.3.0-1 | (U) The CPG shall display user information to the system administrator.  | CCNP             | DPM              | Build 3a                     | N      |
| CPG-790      | 3.2.1.18.3.0-2 | (U) The CPG shall provide the capability to assign operator workstation functions automatically based on the user profile.   | CCNP             | DPM              | Build 3a                     | N      |
| CPG-791      | 3.2.1.18.3.0-3 | (U) The CPG shall enable the system administrator to perform network diagnostics.  | CCNP             | DPM, HMS         | Build 3b                     | N      |

| UNCLASSIFIED |                |  |                        |                  |   |        |
|--------------|----------------|--|------------------------|------------------|---|--------|
| ID           | Paragraph      | Communication and Processing Group<br>Prime Item Development Specification   | HW<br>Allocation       | SW<br>Allocation | SW Build  | Safety |
| CPG-792      | 3.2.1.18.3.0-4 | (U) The CPG shall enable the system administrator to add, configure, and delete software.  | CCNP                   | DPM              | Build 4   | N      |
| CPG-793      | 3.2.1.18.3.0-5 | (U) The CPG shall enable the system administrator to monitor computer performance.   | CCNP                   | DPM              | Build 3a<br>Build 3b                              | N      |
| CPG-794      | 3.2.1.18.3.0-6 | (U) The CPG shall enable the system administrator to backup and restore files.   | CCNP                   | DPM              | Build 3a<br>Build 4                               | N      |
| CPG-795      | 3.2.1.18.3.0-7 | (U) The CPG shall enable the system administrator to add and delete system users.  |                        | DPM              | Build 3a  | N      |
| CPG-796      | 3.2.1.18.3.0-8 | (U) The CPG shall enable the system administrator to configure user accounts to include access privileges and roles.   |                        | DPM              | Build 3a  | N      |
| CPG-798      | 3.2.1.18.4.0-1 | (U) The CPG shall synchronize to Time<br>b(3)  |                        | ET, DPM          | Build 2 -<br>IOC<br>Build 3a                      | N      |
| CPG-799      | 3.2.1.18.4.0-2 | (U) The CPG shall provide the time synchronization to communications equipment and processing resources in accordance with Reference [1].  | CCNP                   | MO, MS,<br>DPM   | Build 3b -<br>Link 16,<br>ABCS<br>4 - JRE,<br>IBS | N      |
| CPG-800      | 3.2.1.18.4.0-3 | (U) The CPG shall enable the operator to enter location and time. b(3)   | CCNP                   | DPM              | Build 2   | N      |
| CPG-801      | 3.2.1.18.4.0-4 | (U) The CPG shall set CPG location coordinate data from GPS.   | CCNP                   | MO, MS,<br>DPM   | Build 3a  | SR     |
| CPG-802      | 3.2.1.18.4.0-5 | (U) The CPG GPS shall include b(3)<br>GPS.   | CCCS,<br>CDSS,<br>CCNP |                  |   | SR     |
| CPG-805      | 3.2.1.18.5.0-1 | (U) The CPG shall enable the operator to archive and retrieve computer assisted electronic messages, electronic mail, authentication and security logs, and local files in non-volatile memory or on removable data storage media. |                        | DPM              | Build 3a  | N      |
| CPG-806      | 3.2.1.18.5.0-2 | (U) The CPG shall retain a log of archive actions.   |                        | DPM              | Build 4   | N      |
| CPG-808      | 3.2.1.18.6.0-1 | b(3)<br>a. b(3)  |                        | MS               | Build 2   | N      |

| UNCLASSIFIED |                 |   |                             |                      |  |        |
|--------------|-----------------|---|-----------------------------|----------------------|--|--------|
| ID           | Paragraph       | Communication and Processing Group Prime Item Development Specification                         | HW Allocation               | SW Allocation        | SW Build   | Safety |
|              |                 | <p>b(3)</p> <p>b. b(3)</p> <p>c. b(3)</p>   |                             |                      |  |        |
| CPG-815      | 3.2.2.1.0-1     | (U) The CPG software subsystems shall exchange data as defined by Reference [14].               |                             | MO, MS, ET, DPM, HMS | Build 2 - IOC<br>Build 3a (details in IRS Summary Table)<br>Build 3b Link-16, CEC, GPS<br>Build 4 JRE, IBS, ABCS | SR     |
| CPG-2686     | 3.2.2.1.0-1.0-1 | b(3)  |                             | DPM                  | Build 3a   | SR     |
| CPG-817      | 3.2.2.2.0-1     | (U) The CPG shall have a physical interface with the Platform in accordance with Reference [1]. | CCCS, CDSS, CCNP, CCP, CECS |                      |  | N      |
| CPG-2582     | 3.2.2.2.0-2     | (U) The CPG shall exchange data with the Platform in accordance with Reference [1].             |                             | DPM                  | Build 3a   | N      |
| CPG-818      | 3.2.2.2.0-3     | (U) The SuS CPG shall have a physical interface with the SuR in accordance with Reference [1].  | CCCS, CDSS, CCNP, CCP       |                      |  | N      |
| CPG-2583     | 3.2.2.2.0-4     | (U) The SuS CPG shall exchange data with the SuR in accordance with Reference [1].              |                             | MO                   | Build 3a<br>Build 3b<br>Build 4  | N      |
| CPG-819      | 3.2.2.2.0-5     | (U) The FCS CPG shall have a physical interface with the FCR in accordance with Reference [1].  | CCCS, CDSS, CCNP, CCP       |                      |  | N      |
| CPG-2584     | 3.2.2.2.0-6     | (U) The FCS CPG shall exchange data   |                             | MO                   | Build 3a   | N      |

| UNCLASSIFIED |              |   |               |               |                                       |        |
|--------------|--------------|---|---------------|---------------|---------------------------------------|--------|
| ID           | Paragraph    | Communication and Processing Group Prime Item Development Specification   | HW Allocation | SW Allocation | SW Build                              | Safety |
|              |              | with the FCR in accordance with Reference [1].  |               |               | Build 3b<br>Build 4                   |        |
| CPG-820      | 3.2.2.2.0-7  | (U) The CPG shall exchange Link-16 messages in accordance with Reference [1]. Reference [2], Appendix W provides details on the Link-16 Minimum Implementation via an LVT-2 MIDS. The Minimum Implementation applies to PPLI, System Information Exchange and Network Management, Air Surveillance, Surface Surveillance, Land Surveillance, Space Surveillance, and Weapons Coordination and Management functions. | CCNP, CCP     | MO            | Build 3b                              | N      |
| CPG-821      | 3.2.2.2.0-8  | (U) The CPG shall interface with its HEU(EO) through JRE or Link-16 as designated for the mission.  | CCNP          | MO            | Build 3b<br>Link-16<br>Build 4<br>JRE | N      |
| CPG-822      | 3.2.2.2.0-9  | (U) The CPG shall exchange JREAP messages in accordance with Reference [1]. Reference [2], Appendix W; and Reference [3], Appendices A and C provide detail on the Minimum Implementation that applies to PPLI, System Information Exchange and Network Management, Air Surveillance, Surface Surveillance, Land Surveillance, Space Surveillance, and Weapons Coordination and Management functions.               |               | MO            | Build 4                               | N      |
| CPG-823      | 3.2.2.2.0-10 | (U) The CPG shall direct JREAP messages to the shelter port or the on-board Multi-Band Multi-Mode Radio (MBMMR) PSC-5D.   | CCNP          | MO            | Build 4                               | N      |
| CPG-824      | 3.2.2.2.0-11 | (U) The CPG shall maintain communications with the Army Battle Command System (ABCS) via an interface to the [REDACTED] b(3) [REDACTED] located at ABCS entry point and an [REDACTED] b(3) [REDACTED] hosted at the CPG.  | CCNP          | MS            | Build 2                               | N      |
| CPG-825      | 3.2.2.2.0-12 | (U) The CPG shall exchange USMTF messages in accordance with Reference [1]. Reference [13] provides detail on exchange of USMTF for Higher Echelon Force Operations (HE(FO)) communications.  |               | MS            | Build 2                               | N      |

| UNCLASSIFIED |              |   |                 |               |   |        |
|--------------|--------------|---|-----------------|---------------|---|--------|
| ID           | Paragraph    | Communication and Processing Group Prime Item Development Specification   | HW Allocation   | SW Allocation | SW Build  | Safety |
| CPG-826      | 3.2.2.2.0-13 | (U) The CPG shall at a minimum use the Integrated Air and Missile Defense (IAMD) XML Schema, Version 1.3 for local <b>b(3)</b> to HE(FO) <b>b(3)</b> communication.   |                 | MS            | Build 2<br>Build 3a   | N      |
| CPG-827      | 3.2.2.2.0-14 | (U) The CPG shall host a Cooperative Engagement Processor (CEP) to interface to the CEC.  | CCCS, CCNP, CCP |               |   | N      |
| CPG-828      | 3.2.2.2.0-15 | (U) The CPG shall exchange data in CMF in accordance with Reference [1]. Reference [4] provides detail on communication over IBS via the <b>b(3)</b>  | CCCS, CCNP      | MO            | Build 4   | N      |
| CPG-829      | 3.2.2.2.0-16 | (U) The CPG shall access time and position data from the Space Segement (SS) of the Global Positioning System (GPS) in accordance with Reference [1].   | CCNP            | DPM           | Build 3a  | N      |
| CPG-830      | 3.2.2.2.0-17 | (U) The CPG shall participate as a non-forwarding unit on CEC, Link-16, JRE, IBS, and ABCS simultaneously. A non-forwarding unit is one that only provides locally developed status and tracks that are maintained by the associated radar. Data from one data link is not directly transferred to the other data links.  |                 | MO, MS        | Build 3b:<br>Link-16,<br>CEC<br><br>Build 4:<br>JRE, IBS,<br>ABCS | N      |
| CPG-831      | 3.2.2.2.0-18 | (U) The CPG shall have connectivity for Secure Internet Protocol Router Network (SIPRNET) access.   | CCCS, CCNP      |               |   | N      |
| CPG-832      | 3.2.2.2.0-19 | (U) The CPG shall have connectivity for Defense Information Systems Network (DISN) Non-Classified Internet Protocol Router Network (NIPRNET) access.  | CCCS, CCNP      |               |   | N      |
| CPG-833      | 3.2.2.2.0-20 | (U) The CPG shelter shall have Internet Protocol (IP) connectivity for JREAP, USMTF/XML, SIPRNET Applications, and NIPRNET Applications to support external connections to mission-supplied MILSATCOM and/or terrestrial communications. MILSATCOM includes Ultra High Frequency (UHF), Super High Frequency (SHF), and Extreme High Frequency (EHF) communications. Terrestrial communications include Signal Corps Communications assets (currently known as Warfighter Information Network-Terrestrial (WIN-T) Increment 1) and landlines. | CCCS, CCNP      |               |   | N      |

| UNCLASSIFIED |              |   |               |               |          |        |
|--------------|--------------|---|---------------|---------------|----------|--------|
| ID           | Paragraph    | Communication and Processing Group Prime Item Development Specification   | HW Allocation | SW Allocation | SW Build | Safety |
| CPG-834      | 3.2.2.2.0-21 | (U) The CPG shall have no fewer than eight (8) IP connections to support: <ul style="list-style-type: none"> <li>a. (U) DIS/HLA in accordance with Reference [1]</li> <li>b. (U) Red LAN access</li> <li>c. (U) Black LAN access</li> </ul>   | CCCS, CCNP    |               |          | N      |
| CPG-839      | 3.2.2.3.0-1  | (U) The CPG shall provide tactical and non-tactical voice communications interfaces to the Defense Switched Network (DSN), the Public Switched Telephone Network (PSTN), and the Integrated Services Digital Network (ISDN) in accordance with Reference [1].   | CCCS, CCNP    |               |          | N      |
| CPG-840      | 3.2.2.3.0-2  | (U) The CPG shall provide secure non-tactical voice communications over commercial networks.  | CCCS, CCNP    |               |          | N      |
| CPG-841      | 3.2.2.3.0-3  | (U) The CPG shall have a UHF SATCOM interface for voice communications.   | CCCS, CCNP    |               |          | N      |
| CPG-842      | 3.2.2.3.0-4  | (U) The CPG shall have voice communications systems that interface to military tactical telephone systems including Secure Telephone Units (STUs) or Secure Terminal Equipment (STE).   | CCCS, CCNP    |               |          | N      |
| CPG-843      | 3.2.2.3.0-5  | (U) The CPG shall enable internal and external tactical voice communications via the following: <ul style="list-style-type: none"> <li>a. VHF Combat Net Radio (using SINCGARS waveform)</li> <li>b. Signal Corps Communications assets (currently known as Warfighter Information Network-Terrestrial (WIN-T) Increment 1)</li> <li>c. SATCOM terminal</li> <li>d. HF radio</li> <li>e. UHF radio</li> </ul> | CCCS, CCNP    |               |          | N      |
| CPG-849      | 3.2.2.3.0-6  | (U) The CPG UHF radios shall have HAVEQUICK capability. <b>b(3)</b>   | CCNP          |               |          | N      |
| CPG-851      | 3.2.2.3.0-7  | (U) The CPG shall enable the operator to monitor simultaneously two voice communication networks.   | CCNP          |               |          | N      |



| UNCLASSIFIED |             |  |  |                  |          |        |
|--------------|-------------|--|--|------------------|----------|--------|
| ID           | Paragraph   | Communication and Processing Group<br>Prime Item Development Specification   | HW<br>Allocation                         | SW<br>Allocation | SW Build | Safety |
| CPG-852      | 3.2.2.3.0-8 | (U) The CPG shall enable each operator to access and control voice communications at the operator position.  | CCCS,<br>CCNP                            |                  |          | SR     |
| CPG-853      | 3.2.2.3.0-9 | (U) The CPG shall provide two-way voice communication between the CPG shelters, the Platform Mobile Mooring Station (MMS), and the Deployable Power Generation and Distribution System (DPGDS).                    | CCCS,<br>CDSS,<br>CCNP                   |                  |          | SR     |
| CPG-856      | 3.2.3.1.0-1 | (U) Each CPG shelter configured for movement shall weigh no more than 22,000 pounds.   | CCCS,<br>CDSS,<br>CECS                   |                  |          | N      |
| CPG-857      | 3.2.3.1.0-2 | (U) The CPG airborne equipment shall weigh no more than 1100 pounds packaged in two or more subsystems that can be distributed to allow for aerostat stability.  | CCP                                      |                  |          | N      |
| CPG-859      | 3.2.3.2.0-1 | (U) The CPG shall have a power interface(s) with the radar ground equipment in accordance with Reference [1].  | CPWR                                     |                  |          | N      |
| CPG-860      | 3.2.3.2.0-2 | (U) The CPG shall provide physical space and power distribution for all internally housed equipment that are not part of the CPG Prime Item.   | CCCS,<br>CDSS,<br>CPWR                   |                  |          | N      |
| CPG-861      | 3.2.3.2.0-3 | (U) The CPG shall provide required prime power to the interfacing components external to the shelter.  | CCCS,<br>CPWR                            |                  |          | N      |
| CPG-862      | 3.2.3.2.0-4 | (U) The CPG shall <b>b(3)</b> to power all of the equipment permanently or temporarily installed within the shelters.  | CCCS,<br>CDSS,<br>CCNP,<br>CPWR,<br>CECS |                  |          | N      |
| CPG-863      | 3.2.3.2.0-5 | (U) The CPG shall include Uninterruptible Power Sources (UPSs) to support orderly shutdown in the event that power is lost, so ground based processors can be restarted, preserving the integrity of the database. | CPWR                                     |                  |          | SC     |
| CPG-864      | 3.2.3.2.0-6 | (U) The CPG main power shall be switched by the CCS, DPS, and SPS main power switches.   | CPWR                                     |                  |          | SC     |
| CPG-865      | 3.2.3.2.0-7 | (U) The CPG shall operate through minor power fluctuations within the design limits of the associated JLENS power supply   | CCNP,<br>CPWR                            |                  |          | N      |

| UNCLASSIFIED |             |   |                                 |                  |          |        |
|--------------|-------------|---|---------------------------------|------------------|----------|--------|
| ID           | Paragraph   | Communication and Processing Group<br>Prime Item Development Specification  | HW<br>Allocation                | SW<br>Allocation | SW Build | Safety |
|              |             | specifications. i.e., Prevent inadvertent archiving or shutdown procedures.   |                                 |                  |          |        |
| CPG-866      | 3.2.3.2.0-8 | <b>b(3)</b>   | CCP                             |                  |          | N      |
| CPG-868      | 3.2.3.3.0-1 | (U) The CPG shelters <b>shall</b> use 8' or 8.5' height, 8' width, and 20' length ISO containers.   | CCCS,<br>CDSS                   |                  |          | N      |
| CPG-2604     | 3.2.3.3.0-2 | (U) The CPG, while in the Transport Mode, except for CPG ISO containers or shelters which are greater than 8' by 8' by 20' in any dimension, <b>shall</b> meet the Gabarit International de Chargement (GIC) equipment gauge rail outline for rail transport. . ISO containers which differ from 8' x 8' x 20' Non-Expandable ISO Standard shelters or spare ISOs, require approval by the JLENS Government Product Manager | CCCS,<br>CDSS                   |                  |          | N      |
| CPG-869      | 3.2.3.3.0-3 | (U) The CPG shelters <b>shall</b> house the operator stations, signal data processors, and communications equipment.  | CCCS,<br>CDSS                   |                  |          | N      |
| CPG-870      | 3.2.3.3.0-4 | (U) The CPG <b>shall</b> have emergency indications and related controls using the guidance of Reference [10], section titled Emergency Use.  | CCCS,<br>CDSS,<br>CCNP,<br>CPWR |                  |          | SR     |
| CPG-871      | 3.2.3.3.0-5 | (U) The CPG <b>shall</b> have adjustable, ambient lighting with controls at the entrance to the shelters. Illumination is further described in Reference [22] and Reference [10], section titled <i>Illuminance</i> .   | CCCS,<br>CDSS                   |                  |          | SR     |
| CPG-872      | 3.2.3.3.0-6 | (U) The CPG <b>shall</b> have spacing of connectors and controls external to the shelters that is compatible with operation in cold weather/Mission Oriented Protective Posture (MOPP) IV protective clothing as specified in Reference [10], section titled <i>Spacing</i> .   | CCCS,<br>CDSS,<br>CCP,<br>CPWR  |                  |          | SR     |
| CPG-873      | 3.2.3.3.0-7 | <b>b(3)</b>   | CCCS,<br>CDSS                   |                  |          | N      |
| CPG-874      | 3.2.3.3.0-8 | (U) The CPG <b>shall</b> have interchangeable Line Replaceable Units (LRUs) as specified in Reference [10], section titled Design for Maintainability.  | CCCS,<br>CDSS,<br>CCNP,<br>CCP, |                  |          | N      |

| UNCLASSIFIED |              |   |  |                  |          |        |
|--------------|--------------|---|--|------------------|----------|--------|
| ID           | Paragraph    | Communication and Processing Group<br>Prime Item Development Specification  | HW<br>Allocation                         | SW<br>Allocation | SW Build | Safety |
|              |              |   | CPWR,<br>CECS                            |                  |          |        |
| CPG-875      | 3.2.3.3.0-9  | (U) The CPG shall have signal entrance panel(s) at the shelter exterior to interface with tactical, non-tactical, and commercial telephone systems. | CCCS                                     |                  |          | N      |
| CPG-876      | 3.2.3.3.0-10 | (U) The CPG shall host the Flight Director SW.  | CCNP                                     |                  |          | N      |
| CPG-877      | 3.2.3.3.0-11 | (U) The CPG shall host the Weather Instrumentation Subsystem SW.  | CCNP                                     |                  |          | SR     |
| CPG-878      | 3.2.3.3.0-12 | b(3)  | CCCS                                     |                  |          | SC     |
| CPG-879      | 3.2.3.3.0-13 | (U) The CPG shall provide classified print capability.  | CCNP                                     |                  |          | N      |
| CPG-880      | 3.2.3.3.0-14 | (U) The CPG shall provide unclassified print capability.  | CCNP                                     |                  |          | N      |
| CPG-881      | 3.2.3.3.0-15 | (U) The CPG shall provide non-secure facsimile capability.  | CCNP                                     |                  |          | N      |
| CPG-882      | 3.2.3.3.0-16 | (U) The CPG shall provide secure facsimile capability.  | CCNP                                     |                  |          | N      |
| CPG-884      | 3.2.3.4.0-1  | (U) The CPG shall display the temperature within all CPG shelters.  | CCCS,<br>CDSS                            |                  |          | SR     |
| CPG-885      | 3.2.3.4.0-2  | (U) The CPG shall provide occupant control of the temperature within the CPG shelters.  | CCCS,<br>CDSS,<br>CECS                   |                  |          | SR     |
| CPG-887      | 3.2.3.5.0-1  | (U) The CPG shall provide a protected environment for all internally housed equipment that is not part of the CPG Prime Item.                       | CCCS,<br>CDSS,<br>CECS                   |                  |          | N      |
| CPG-897      | 3.2.4.1.0-1  | b(3)  | CCCS,<br>CDSS,<br>CCNP,<br>CPWR,<br>CECS |                  |          | N      |
| CPG-898      | 3.2.4.1.0-2  | b(3)  | CCP                                      |                  |          | N      |
| CPG-899      | 3.2.4.1.0-3  | (U) The CPG airborne equipment shall operate not less than 30 days without  | CCP                                      |                  |          | N      |

| UNCLASSIFIED |             |   |                                   |                  |   |        |
|--------------|-------------|---|-----------------------------------|------------------|---|--------|
| ID           | Paragraph   | Communication and Processing Group<br>Prime Item Development Specification  | HW<br>Allocation                  | SW<br>Allocation | SW Build  | Safety |
|              |             | <b>b(3)</b>   |                                   |                  |   |        |
| CPG-901      | 3.2.4.2.0-1 | (U) The CPG shall enable the maintainer, through an integrated central control, to: <ul style="list-style-type: none"> <li>a. (U) access maintenance information to include error detection, fault isolation, prime item operational health and diagnostics, CPG-level repair, logging, and prognostics</li> <li>b. (U) conduct maintenance actions to include diagnostics, <b>b(3)</b> initiate a repair action, initiate failover/recovery</li> <li>c. (U) access and display IETM material relevant to the component being assessed or selected maintenance action.</li> </ul> |                                   | DPM, HMS         | Build 3b - infrastructure.<br><b>b(3)</b><br>Build 4 - FDFI, IETM | N      |
| CPG-905      | 3.2.4.2.0-2 | (U) The CPG shall maintain and record logs for maintenance events to include: <ul style="list-style-type: none"> <li>a. (U) <b>b3</b> executions</li> <li>b. (U) fault detections</li> <li>c. (U) fault isolation actions</li> <li>d. (U) repair actions taken and information</li> <li>e. (U) system operational health</li> </ul>   |                                   | HMS              | Build 3b - infrastructure.<br><b>b(3)</b><br>Build 4 - FDFI, IETM | N      |
| CPG-911      | 3.2.4.2.0-3 | (U) The CPG shall detect all mission critical failures using a combination of <b>b(3)</b>   | CCCS, CDSS, CCNP, CCP, CPWR, CECS | HMS              | Build 3b  | N      |
| CPG-912      | 3.2.4.2.0-4 | (U) The CPG shall enable the operator to access the system failover/recovery capabilities necessary to support mission critical functions.  |                                   | DPM              | Build 4   | SR     |
| CPG-913      | 3.2.4.2.0-5 | (U) The CPG shall enable the operator to access and initiate radar maintenance functions.   |                                   | MO, DPM, HMS     | Build 3b  | N      |
| CPG-914      | 3.2.4.2.0-6 | (U) The CPG shall display results of operator initiated radar diagnostics.  |                                   | HMS              | Build 3b  | N      |
| CPG-916      | 3.2.4.3.0-1 | (U) The CPG shall meet all operational  |                                   | MS               | Build 4   | N      |

| UNCLASSIFIED |              |   |                                   |               |          |        |
|--------------|--------------|---|-----------------------------------|---------------|----------|--------|
| ID           | Paragraph    | Communication and Processing Group Prime Item Development Specification   | HW Allocation                     | SW Allocation | SW Build | Safety |
|              |              | performance requirements as described in this document, section titled <i>Performance Characteristics</i> , b(3)                                      |                                   |               |          |        |
| CPG-917      | 3.2.4.3.0-2  | b(3)  | CCCS, CDSS, CCNP, CCP, CPWR, CECS | HMS           | Build 3b | N      |
| CPG-918      | 3.2.4.3.0-3  | b(3)  |                                   | HMS           | Build 3b | N      |
| CPG-919      | 3.2.4.3.0-4  | b(3)  | CCP                               |               |          | N      |
| CPG-920      | 3.2.4.3.0-5  | b(3)  |                                   | MO, DPM, HMS  | Build 4  | N      |
| CPG-921      | 3.2.4.3.0-6  | b(3)  |                                   | MO, DPM, HMS  | Build 3b | SR     |
| CPG-922      | 3.2.4.3.0-7  | (U) The CPG shall continue to meet mission critical functions as described in this document, section titled <i>Performance Characteristics</i> , b(3) | CCCS, CDSS, CCNP, CCP, CPWR, CECS |               |          | N      |
| CPG-923      | 3.2.4.3.0-8  | b(3)  | CCCS, CDSS, CCNP, CCP, CPWR, CECS | HMS           | Build 3a | N      |
| CPG-924      | 3.2.4.3.0-9  | (U) The CPG shall enable the operator to initiate fault isolation diagnostics on CPG subsystems.  |                                   | DPM, HMS      | Build 4  | N      |
| CPG-925      | 3.2.4.3.0-10 | b(3)  | CCCS, CDSS, CCNP, CCP, CPWR, CECS | HMS           | Build 4  | N      |

| UNCLASSIFIED |               |   |                                   |               |          |        |
|--------------|---------------|---|-----------------------------------|---------------|----------|--------|
| ID           | Paragraph     | Communication and Processing Group Prime Item Development Specification   | HW Allocation                     | SW Allocation | SW Build | Safety |
| CPG-927      | 3.2.4.4.0-1   | b(3)  | CCCS, CDSS, CCNP, CCP, CPWR, CECS |               |          | N      |
| CPG-928      | 3.2.4.4.0-2   | b(3)  | CCCS, CDSS, CCNP, CCP, CPWR, CECS |               |          | N      |
| CPG-929      | 3.2.4.4.0-3   | b(3)  | CCCS, CDSS, CCNP, CCP, CPWR, CECS |               |          | N      |
| CPG-930      | 3.2.4.4.0-4   | (U) CPG integrated maintenance shall require no more than a single data entry of repair action information.   |                                   | HMS           | Build 4  | N      |
| CPG-932      | 3.2.4.5.0-1   | (U) The CPG shall collect data that can be used for prognostics from the CPG, the associated Platform, and the associated radar.  | CCCS, CDSS, CCNP, CCP, CPWR, CECS | MO, DPM, HMS  | Build 3b | N      |
| CPG-933      | 3.2.4.5.0-2   | b(3)  |                                   | HMS           | Build 5  | N      |
| CPG-934      | 3.2.4.5.0-3   | (U) The CPG shall alert the operator to impending faults and failures of components resulting from the predictions of the prognostic functions.   |                                   | HMS           | Build 5  | N      |
| CPG-935      | 3.2.4.5.0-4   | (U) The CPG shall enable the operator to display system prognostic data.  |                                   | HMS           | Build 5  | N      |
| CPG-939      | 3.2.5.1.1.0-1 | (U) The CPG, while operational, shall meet the performance requirements specified in this document, sections titled <i>Performance Characteristics and Subsystem Quality Factors</i> , b(3) | CCCS, CDSS, CCNP, CCP, CPWR, CECS |               |          | N      |

| UNCLASSIFIED |               |   |  |                  |          |        |
|--------------|---------------|---|--|------------------|----------|--------|
| ID           | Paragraph     | Communication and Processing Group<br>Prime Item Development Specification  | HW<br>Allocation                                 | SW<br>Allocation | SW Build | Safety |
|              |               | <b>b(3)</b><br>Temperature as a function of altitude is provided in Reference [19], Appendix F.   |  |                  |          |        |
| CPG-940      | 3.2.5.1.1.0-2 | (U) The CPG, while operational, shall meet the performance requirements specified in this document, sections titled <i>Performance Characteristics and Subsystem Quality Factors</i> , after <b>b(3)</b> transport, with the allowance of environmental kits and procedures for temperature extremes.   | CCCS,<br>CDSS,<br>CCNP,<br>CCP,<br>CPWR,<br>CECS |                  |          | N      |
| CPG-942      | 3.2.5.1.2.0-1 | (U) The CPG, while operational, shall meet the performance requirements specified in this document, sections titled <i>Performance Characteristics and Subsystem Quality Factors</i> , during exposure to a relative humidity range from 3% to 100% non-condensing.   | CCCS,<br>CDSS,<br>CCNP,<br>CCP,<br>CPWR,<br>CECS |                  |          | N      |
| CPG-943      | 3.2.5.1.2.0-2 | (U) The CPG, in an appropriate operational mode, shall meet all performance requirements specified in this document, sections titled <i>Performance Characteristics and Subsystem Quality Factors</i> , after exposure, while in the deployment, storage, or transport configurations, to a relative humidity range from 3% to 100% non-condensing. | CCCS,<br>CDSS,<br>CCNP,<br>CCP,<br>CPWR,<br>CECS |                  |          | N      |
| CPG-945      | 3.2.5.1.3.0-1 | <b>b(3)</b>   | CCCS,<br>CDSS,<br>CCNP,<br>CCP,<br>CPWR,<br>CECS |                  |          | N      |
| CPG-946      | 3.2.5.1.3.0-2 | <b>b(3)</b>   | CCCS,<br>CDSS,<br>CCP,<br>CPWR,<br>CECS          |                  |          | N      |
| CPG-948      | 3.2.5.1.4.0-1 | (U) The CPG, excluding GFE, shall survive during exposure to hail <b>b(3)</b> while operational.  | CCCS,<br>CDSS,<br>CCNP,<br>CCP,<br>CPWR,         |                  |          | N      |

| UNCLASSIFIED |               |   |  |                  |          |        |
|--------------|---------------|---|--|------------------|----------|--------|
| ID           | Paragraph     | Communication and Processing Group<br>Prime Item Development Specification  | HW<br>Allocation                                 | SW<br>Allocation | SW Build | Safety |
|              |               |   | CECS   |                  |          |        |
| CPG-949      | 3.2.5.1.4.0-2 | (U) While in the storage and transport configuration, the CPG <b>shall</b> be protected during exposure to hail <b>b(3)</b><br>[REDACTED]   | CCCS,<br>CDSS,<br>CCP,<br>CPWR,<br>CECS          |                  |          | SR     |
| CPG-951      | 3.2.5.1.5.0-1 | (U) The CPG, while in the Tactical state, <b>shall</b> meet all performance requirements in this document, sections titled <i>Performance Characteristics and Subsystem Quality Factors</i> , during a snow falling rate of up to 1 inch/hour.  | CCCS,<br>CDSS,<br>CCNP,<br>CCP,<br>CPWR,<br>CECS |                  |          | N      |
| CPG-952      | 3.2.5.1.5.0-2 | (U) The CPG, while operational, <b>shall</b> meet all Performance requirements in this document, sections titled <i>Performance Characteristics and Subsystem Quality Factors</i> , except sensor performance, to withstand a snow load of 48.9 kilograms per square meter (10 lb/ft <sup>2</sup> ).                            | CCCS,<br>CDSS,<br>CCNP,<br>CCP,<br>CPWR,<br>CECS |                  |          | N      |
| CPG-953      | 3.2.5.1.5.0-3 | (U) The CPG, while in storage and transport configurations, <b>shall</b> withstand a snow load of 97.7 kilograms per square meter (20 lb/ft <sup>2</sup> ) as described in Reference [27].  | CCCS,<br>CDSS,<br>CCP,<br>CPWR,<br>CECS          |                  |          | N      |
| CPG-955      | 3.2.5.1.6.0-1 | (U) The CPG, while operational, <b>shall</b> meet the performance requirements in this document, sections titled <i>Performance Characteristics and Subsystem Quality Factors</i> , when exposed to a salt atmosphere in sea locations and coastal regions. For information on salt atmospheres, see Reference [19] Appendix B. | CCCS,<br>CDSS,<br>CCNP,<br>CCP,<br>CPWR,<br>CECS |                  |          | N      |
| CPG-956      | 3.2.5.1.6.0-2 | (U) The CPG, while operational, <b>shall</b> meet the performance requirements in this document, sections titled <i>Performance Characteristics and Subsystem Quality Factors</i> , after exposure to a salt atmosphere in sea locations and coastal regions while in a non-operational mode.                                   | CCCS,<br>CDSS,<br>CCNP,<br>CCP,<br>CPWR,<br>CECS |                  |          | N      |
| CPG-957      | 3.2.5.1.6.0-3 | (U) The CPG, while operational, <b>shall</b> meet the performance requirements in this document, sections titled <i>Performance Characteristics and Subsystem Quality Factors</i> , after exposure to a salt atmosphere during ocean transportation   | CCCS,<br>CDSS,<br>CCP,<br>CPWR,<br>CECS          |                  |          | N      |



| UNCLASSIFIED |               |   |  |                  |          |        |
|--------------|---------------|---|--|------------------|----------|--------|
| ID           | Paragraph     | Communication and Processing Group<br>Prime Item Development Specification  | HW<br>Allocation                                 | SW<br>Allocation | SW Build | Safety |
|              |               | while in the transport configuration.   |  |                  |          |        |
| CPG-959      | 3.2.5.1.7.0-1 | (U) The CPG, in the appropriate operational mode, <b>shall</b> meet the performance requirements in this document, sections titled <i>Performance Characteristics</i> and <i>Subsystem Quality Factors</i> , (degraded sensor performance during operation is permitted) when exposed to blowing dust [REDACTED] <b>b(3)</b><br>[REDACTED]                | CCCS,<br>CDSS,<br>CCNP,<br>CCP,<br>CPWR,<br>CECS |                  |          | N      |
| CPG-960      | 3.2.5.1.7.0-2 | (U) The CPG, in the appropriate operational mode, <b>shall</b> meet performance requirements in this document, section titled <i>Performance Characteristics</i> , when surface equipment exposed to blowing sand [REDACTED] <b>b(3)</b><br>[REDACTED]  | CCCS,<br>CDSS,<br>CCNP,<br>CCP,<br>CPWR,<br>CECS |                  |          | N      |
| CPG-961      | 3.2.5.1.7.0-3 | (U) The CPG, in the appropriate operational mode, <b>shall</b> meet performance requirements in this document, section titled <i>Performance Characteristics</i> , when airborne equipment exposed to blowing sand [REDACTED] <b>b(3)</b><br>[REDACTED]   | CCP  |                  |          | N      |
| CPG-962      | 3.2.5.1.7.0-4 | (U) The CPG, after assembly into the appropriate operational mode, <b>shall</b> meet the performance requirements in this document, sections titled <i>Performance Characteristics</i> and <i>Subsystem Quality Factors</i> , following exposure, while in the storage and transport configurations, to blowing dust [REDACTED] <b>b(3)</b><br>[REDACTED] | CCCS,<br>CDSS,<br>CCP,<br>CPWR,<br>CECS          |                  |          | N      |

| UNCLASSIFIED |                |  |  |                  |          |        |
|--------------|----------------|--|--|------------------|----------|--------|
| ID           | Paragraph      | Communication and Processing Group<br>Prime Item Development Specification   | HW<br>Allocation                                 | SW<br>Allocation | SW Build | Safety |
| CPG-963      | 3.2.5.1.7.0-5  | (U) The CPG, after assembly into the appropriate operational mode, shall meet performance in 3.2.1 of this document following exposure, while configured for storage or transport, to blowing sand for<br>[REDACTED] b(3)<br>[REDACTED]  | CCCS,<br>CDSS,<br>CCP,<br>CPWR,<br>CECS          |                  |          | N      |
| CPG-965      | 3.2.5.1.8.0-1  | (U) The CPG shall be either composed of materials that inhibit the fungus growth or composed of materials which are protected from environments that would encourage fungus growth.  | CCCS,<br>CDSS,<br>CCNP,<br>CCP,<br>CPWR,<br>CECS |                  |          | N      |
| CPG-967      | 3.2.5.1.9.0-1  | (U) The CPG, while operational, shall meet the performance requirements in this document, sections titled <i>Performance Characteristics and Subsystem Quality Factors</i> , while being subjected to steady state winds [REDACTED] b(3)<br>[REDACTED]   | CCCS,<br>CDSS,<br>CCNP,<br>CCP,<br>CPWR,<br>CECS |                  |          | N      |
| CPG-968      | 3.2.5.1.9.0-2  | (U) The CPG, in any state, shall survive an exposure to the following steady state wind conditions:<br>a [REDACTED] b(3)<br>[REDACTED] airborne components<br>b [REDACTED] b(3)<br>[REDACTED] ground equipment   | CCCS,<br>CDSS,<br>CCNP,<br>CCP,<br>CPWR,<br>CECS |                  |          | N      |
| CPG-972      | 3.2.5.1.10.0-1 | (U) The CPG ground based equipment shall be protected while operational, during movement, and during storage from direct and indirect lightning [REDACTED] b(3)<br>[REDACTED] in accordance with the lightning requirements of Reference [17]. Relevant sections of Reference [26] and Reference [107] can be used for guidance. | CCCS,<br>CDSS,<br>CCNP,<br>CPWR,<br>CECS         |                  |          | SC     |
| CPG-2482     | 3.2.5.1.10.0-2 | (U) The CPG airborne equipment shall be protected while operational, during movement, and during storage from direct and indirect lightning [REDACTED] b(3)<br>[REDACTED], including Lightning Electromagnetic Pulse   | CCP  |                  |          | SC     |

| UNCLASSIFIED |                |  |  |                  |          |        |
|--------------|----------------|--|--|------------------|----------|--------|
| ID           | Paragraph      | Communication and Processing Group<br>Prime Item Development Specification   | HW<br>Allocation                                 | SW<br>Allocation | SW Build | Safety |
|              |                | (LEMP), in accordance with the lightning requirements of Reference [17]. Relevant sections of Reference [26] and Reference [107] can be used for guidance.   |  |                  |          |        |
| CPG-973      | 3.2.5.1.10.0-3 | (U) Following a near lightning strike without equipment damage, the CPG <b>shall</b> return to the state, mode and stored configuration existing prior to the strike through a controlled restart.   | CCCS,<br>CDSS,<br>CCP,<br>CPWR,<br>CECS          |                  |          | N      |
| CPG-976      | 3.2.5.2.1.0-1  | (U) The CPG, while operational, <b>shall</b> meet performance requirements in this document, sections titled <i>Performance Characteristics and Subsystem Quality Factors</i> , while being subjected to vibration levels caused by operation.   | CCCS,<br>CDSS,<br>CCNP,<br>CCP,<br>CPWR,<br>CECS |                  |          | N      |
| CPG-977      | 3.2.5.2.1.0-2  | (U) The CPG, while operational, <b>shall</b> meet all performance requirements in 3.2.1 <i>Performance Characteristics</i> and 3.2.4 <i>Subsystem Quality Factors</i> following exposure to vibration levels caused by normal transportation, maintenance, or storage. Transportation <b>includes</b> air, ground (both road and <b>b(3)</b> rail), and sea. | CCCS,<br>CDSS,<br>CCP,<br>CPWR,<br>CECS          |                  |          | N      |
| CPG-979      | 3.2.5.2.2.0-1  | (U) The CPG, while operational, <b>shall</b> meet the performance requirements in this document, sections titled <i>Performance Characteristics and Subsystem Quality Factors</i> , applicable to that operational mode, while being subjected to shock levels caused during normal operation of that mode.  | CCCS,<br>CDSS,<br>CCNP,<br>CCP,<br>CPWR,<br>CECS |                  |          | N      |
| CPG-980      | 3.2.5.2.2.0-2  | (U) The CPG LRUs <b>shall</b> meet the performance requirements in this document, sections titled <i>Performance Characteristics and Subsystem Quality Factors</i> , after the LRUs are dropped, with drop height dependent on the LRU <b>b(3)</b>   | CCCS,<br>CDSS,<br>CCNP,<br>CCP,<br>CPWR,<br>CECS |                  |          | N      |

| UNCLASSIFIED |               |   |                                   |               |          |        |  |  |  |  |  |  |  |  |  |  |  |  |  |  |  |  |  |  |  |  |  |  |  |  |  |  |  |  |  |  |
|--------------|---------------|---|-----------------------------------|---------------|----------|--------|--|--|--|--|--|--|--|--|--|--|--|--|--|--|--|--|--|--|--|--|--|--|--|--|--|--|--|--|--|--|
| ID           | Paragraph     | Communication and Processing Group Prime Item Development Specification   | HW Allocation                     | SW Allocation | SW Build | Safety |  |  |  |  |  |  |  |  |  |  |  |  |  |  |  |  |  |  |  |  |  |  |  |  |  |  |  |  |  |  |
|              |               | <table border="1" style="width: 100%; height: 100%;"> <tr><td> </td><td> </td><td> </td></tr> <tr><td> </td><td> </td><td> </td></tr> <tr><td> </td><td> </td><td> </td></tr> <tr><td> </td><td> </td><td> </td></tr> <tr><td> </td><td> </td><td> </td></tr> <tr><td> </td><td> </td><td> </td></tr> <tr><td> </td><td> </td><td> </td></tr> <tr><td> </td><td> </td><td> </td></tr> <tr><td> </td><td> </td><td> </td></tr> <tr><td> </td><td> </td><td> </td></tr> </table> <p>while packaged in their transit containers according to the applicable documentation.</p> |                                   |               |          |        |  |  |  |  |  |  |  |  |  |  |  |  |  |  |  |  |  |  |  |  |  |  |  |  |  |  |  |  |  |  |
|              |               |   |                                   |               |          |        |  |  |  |  |  |  |  |  |  |  |  |  |  |  |  |  |  |  |  |  |  |  |  |  |  |  |  |  |  |  |
|              |               |   |                                   |               |          |        |  |  |  |  |  |  |  |  |  |  |  |  |  |  |  |  |  |  |  |  |  |  |  |  |  |  |  |  |  |  |
|              |               |   |                                   |               |          |        |  |  |  |  |  |  |  |  |  |  |  |  |  |  |  |  |  |  |  |  |  |  |  |  |  |  |  |  |  |  |
|              |               |   |                                   |               |          |        |  |  |  |  |  |  |  |  |  |  |  |  |  |  |  |  |  |  |  |  |  |  |  |  |  |  |  |  |  |  |
|              |               |   |                                   |               |          |        |  |  |  |  |  |  |  |  |  |  |  |  |  |  |  |  |  |  |  |  |  |  |  |  |  |  |  |  |  |  |
|              |               |   |                                   |               |          |        |  |  |  |  |  |  |  |  |  |  |  |  |  |  |  |  |  |  |  |  |  |  |  |  |  |  |  |  |  |  |
|              |               |   |                                   |               |          |        |  |  |  |  |  |  |  |  |  |  |  |  |  |  |  |  |  |  |  |  |  |  |  |  |  |  |  |  |  |  |
|              |               |   |                                   |               |          |        |  |  |  |  |  |  |  |  |  |  |  |  |  |  |  |  |  |  |  |  |  |  |  |  |  |  |  |  |  |  |
|              |               |   |                                   |               |          |        |  |  |  |  |  |  |  |  |  |  |  |  |  |  |  |  |  |  |  |  |  |  |  |  |  |  |  |  |  |  |
|              |               |   |                                   |               |          |        |  |  |  |  |  |  |  |  |  |  |  |  |  |  |  |  |  |  |  |  |  |  |  |  |  |  |  |  |  |  |
| CPG-982      | 3.2.5.2.3.0-1 | <p>(U) After assembly into the appropriate operational configuration, the CPG fragile components <b>shall</b> meet the performance requirements in this document, sections titled Performance Characteristics and Subsystem Quality Factors. [REDACTED] b(3)</p> <p>[REDACTED], while the CPG equipment is mounted in the designated ISO shelters or ISO containers for that equipment and while the CPG is in the transport configuration.</p>   | CCCS, CDSS, CCNP, CCP, CPWR, CECS |               |          | N      |  |  |  |  |  |  |  |  |  |  |  |  |  |  |  |  |  |  |  |  |  |  |  |  |  |  |  |  |  |  |
| CPG-2605     | 3.2.5.2.3.0-2 | <p>(U) After assembly into the appropriate operational configuration, the CPG non-fragile components <b>shall</b> meet the performance requirements in this document, sections titled Performance Characteristics and Subsystem Quality Factors. [REDACTED] b(3)</p> <p>[REDACTED], while the CPG equipment is mounted in the designated ISO shelters or ISO containers for that equipment and while CPG is in the transport configuration.</p>   | CCCS, CDSS, CCNP, CPWR, CECS      |               |          | N      |  |  |  |  |  |  |  |  |  |  |  |  |  |  |  |  |  |  |  |  |  |  |  |  |  |  |  |  |  |  |
| CPG-2551     | 3.2.5.2.3.0-3 | <p>(U) After assembly into the appropriate operational configuration, the CPG <b>shall</b> meet the performance requirements in this document, sections titled Performance Characteristics and Subsystem Quality Factors. [REDACTED] b(3)</p> <p>[REDACTED], while the CPG equipment is mounted in the designated ISO shelters or ISO containers for that equipment and while CPG is in the transport configuration.</p>  | CCCS, CDSS, CCNP, CCP, CPWR, CECS |               |          | N      |  |  |  |  |  |  |  |  |  |  |  |  |  |  |  |  |  |  |  |  |  |  |  |  |  |  |  |  |  |  |

| UNCLASSIFIED |               |  |  |               |          |        |
|--------------|---------------|--|--|---------------|----------|--------|
| ID           | Paragraph     | Communication and Processing Group Prime Item Development Specification  | HW Allocation                                    | SW Allocation | SW Build | Safety |
| CPG-984      | 3.2.5.2.4.0-1 | (U) The CPG <b>shall</b> contain no electrically initiated devices (EID) or electro-explosive devices (EED).   | CCCS,<br>CDSS,<br>CCNP,<br>CCP,<br>CPWR,<br>CECS |               |          | SC     |
| CPG-987      | 3.2.5.2.5.0-1 | (U) The CPG <b>shall</b> control unintentional emissions using Reference [16], Figure RE102-4 Army curve as guidance.  | CCCS,<br>CDSS,<br>CCNP,<br>CCP,<br>CPWR,<br>CECS |               |          | SC     |
| CPG-988      | 3.2.5.2.5.0-2 | (U) The CPG ground equipment <b>shall</b> meet all performance requirements in this document, sections titled <i>Performance Characteristics and Subsystem Quality Factors</i> while protecting against spurious electromagnetic interference from other systems using Reference [16], Table V, Ground Army, as a guide.                                       | CCCS,<br>CDSS,<br>CCNP,<br>CCP,<br>CPWR,<br>CECS |               |          | N      |
| CPG-989      | 3.2.5.2.5.0-3 | (U) Grounding and bonding on the CPG <b>shall</b> be implemented in accordance with the electrical bonding and external grounds requirements of Reference [17].  | CCCS,<br>CDSS,<br>CCP,<br>CPWR,<br>CECS          |               |          | SC     |
| CPG-990      | 3.2.5.2.5.0-4 | (U) The combination of shelter shielding and internal enclosures/shielded cables <b>shall</b> provide <b>b(3)</b> isolation from external electromagnetic radiation.   | CCCS,<br>CDSS,<br>CCP,<br>CPWR,<br>CECS          |               |          | N      |
| CPG-2414     | 3.2.5.2.5.0-5 | (U) The CPG, in the appropriate operational mode, <b>shall</b> meet performance requirements in 3.2.1 Performance Characteristics, and 3.2.4 Subsystem Quality Factors in the presence of intra-system radiated and conducted emissions.   | CCCS,<br>CDSS,<br>CCNP,<br>CCP,<br>CPWR,<br>CECS |               |          | N      |
| CPG-2415     | 3.2.5.2.5.0-6 | (U) The CPG airborne equipment, excluding the GPS, in the appropriate operational mode, <b>shall</b> meet performance requirements in 3.2.1 Performance Characteristics, and 3.2.4 Subsystem Quality Factors in the presence of spurious in-band electromagnetic interference using Reference [16] RS103 (RE102 + 20dB). GFE must be Reference [16] compliant. | CCP  |               |          | N      |
| CPG-2416     | 3.2.5.2.5.0-7 | (U) The CPG airborne equipment,  | CCP  |               |          | N      |

| UNCLASSIFIED |                 |  |  |               |          |        |
|--------------|-----------------|--|--|---------------|----------|--------|
| ID           | Paragraph       | Communication and Processing Group Prime Item Development Specification  | HW Allocation                                    | SW Allocation | SW Build | Safety |
|              |                 | including the GPS, in the appropriate operational mode, <b>shall</b> meet performance requirements in 3.2. Performance Characteristics, and 3.2.4 Subsystem Quality Factors in the presence of spurious non-in-band electromagnetic interference<br><b>b(3)</b><br>GFE must be compliant with Reference [16]. Reference [19] defines the set of in-band frequencies for antenna-connected equipment. |  |               |          |        |
| CPG-2405     | 3.2.5.2.6.0-1   | <b>b(3)</b>  | CCCS,<br>CDSS,<br>CCP,<br>CPWR,<br>CECS          |               |          | N      |
| CPG-993      | 3.2.5.2.7.0-1   | (U) The CPG LRUs, or equipment cabinets as appropriate, except for GFE, <b>shall</b> meet the performance requirements in this document, section titled <i>Performance Characteristics</i> .<br><b>b(3)</b><br>(U) Note: ESD discharges directly to connector pins are not included. This only includes ESD discharges to LRUs or equipment cabinets, as appropriate.                                | CCCS,<br>CDSS,<br>CCNP,<br>CCP,<br>CPWR,<br>CECS |               |          | N      |
| CPG-1005     | 3.2.5.2.9.2.0-1 | (U) The CPG airborne enclosures, for the purpose of NBC protection, <b>shall</b> protect internal equipment from contamination caused by an NBC event as described in Reference [19], section titled <i>Nuclear, Biological, and Chemical, Definitions</i> .   | CCP  |               |          | SC     |
| CPG-1006     | 3.2.5.2.9.2.0-2 | (U) All exterior surfaces of ground based equipment <b>shall</b> be painted with Chemical Agent Resistant Coating (CARC), in accordance with Reference [29], with exterior topcoat 383 Green (color 34094 of Fed-Std-595)..  | CCCS,<br>CDSS,<br>CPWR,<br>CECS                  |               |          | N      |
| CPG-2588     | 3.2.5.2.9.2.0-3 | (U) All exterior surfaces of non-GFE Communications Payload airborne enclosures external to both the windscreen and the aerostat <b>shall</b> be painted with Chemical Agent Resistant Coating (CARC), in accordance with Reference  | CCP  |               |          | N      |

| UNCLASSIFIED |                  |  |                             |               |          |        |
|--------------|------------------|--|-----------------------------|---------------|----------|--------|
| ID           | Paragraph        | Communication and Processing Group Prime Item Development Specification  | HW Allocation               | SW Allocation | SW Build | Safety |
|              |                  | [29], with exterior topcoat white (color 37875 of Fed-Std-595).  |                             |               |          |        |
| CPG-1007     | 3.2.5.2.9.2.0-4  | (U) The CPG <b>shall</b> be able to withstand contamination/decontamination as described herein while in the movement configuration. Items packaged in NBC protective ISO containers are protected by the containers.  | CCCS, CDSS, CPWR, CECS      |               |          | N      |
| CPG-1008     | 3.2.5.2.9.2.0-5  | (U) Transportation enclosures which are non-GFE and delivered as part of the CPG <b>shall</b> be able to withstand contamination/decontamination described herein such that it protects the equipment contained within the enclosure.  | CCCS, CDSS, CCP, CECS       |               |          | N      |
| CPG-1009     | 3.2.5.2.9.2.0-6  | b(3)   | CCCS, CDSS, CCP, CPWR, CECS |               |          | N      |
| CPG-1010     | 3.2.5.2.9.2.0-7  | b(3)   | CCCS, CDSS, CCP, CPWR, CECS |               |          | N      |
| CPG-1011     | 3.2.5.2.9.2.0-8  | (U) The CPG, after subjection to worst case chemical and biological contamination, as specified herein, <b>shall</b> be restorable to an operational condition such that use of MOPP IV need not be continued, after being decontaminated using JLENS-specific decontamination procedures. | CCCS, CDSS, CCP, CPWR, CECS |               |          | N      |
| CPG-1012     | 3.2.5.2.9.2.0-9  | (U) The CPG <b>shall</b> meet all performance requirements in this document, section titled Performance Characteristics, during and following exposure to NBC contaminants while in the Tactical mode of the Operations state and in the operations configuration.                         | CCCS, CDSS, CCP, CPWR, CECS |               |          | N      |
| CPG-1013     | 3.2.5.2.9.2.0-10 | (U) The displays and equipment on the exterior of the CPG shelters <b>shall</b> be compatible with NBC protection and permit performance of mission-essential  | CCCS, CDSS, CCP, CECS       |               |          | SR     |

| UNCLASSIFIED |                  |   |  |                  |          |        |
|--------------|------------------|---|--|------------------|----------|--------|
| ID           | Paragraph        | Communication and Processing Group<br>Prime Item Development Specification  | HW<br>Allocation                                 | SW<br>Allocation | SW Build | Safety |
|              |                  | operations, communications, maintenance, re-supply, and decontamination tasks by personnel wearing cold weather/MOPP IV protective clothing, as described in Reference [10], sections titled <i>Operational Environment</i> and <i>Use with Individual Protective Equipment</i> .   |  |                  |          |        |
| CPG-1014     | 3.2.5.2.9.2.0-11 | (U) The CPG <b>shall</b> provide protection for personnel from the effects of NBC contamination, as described in Reference [19], section titled <i>Nuclear, Biological, and Chemical, Definitions</i> , by an Environmental Control System (ECS), equipped with an integrated Gas Particulate Filter Unit (GPFU) and through methodized use of an integral NBC protective entry vestibule in order to allow operation without MOPP IV gear during exposure. | CCCS,<br>CDSS,<br>CECS                           |                  |          | SC     |
| CPG-1016     | 3.2.6.0-1        | (U) All CPG equipment external to the CCS, DPS, and SPS, in transport configuration, <b>shall</b> be packed in 8' x 8' x 20' ISO containers. ISO container sizes which differ from 8' x 8' x 20' require approval by the JLENS Government Product Manager.  | CCCS,<br>CDSS,<br>CCNP,<br>CCP,<br>CECS          |                  |          | N      |
| CPG-1018     | 3.2.6.1.0-1      | (U) The CPG <b>shall</b> be rail transportable on <b>b(3)</b> cars.   | CCCS,<br>CDSS,<br>CCNP,<br>CCP,<br>CPWR,<br>CECS |                  |          | N      |
| CPG-1019     | 3.2.6.1.0-2      | (U) The CPG, while operational, <b>shall</b> meet the performance requirements in this document, sections titled Performance Characteristics and Subsystem Quality Factors, after exposure to Railroad Transportation Vibrations no greater than 0.488g rms in each of the three axes as illustrated in Figure 4.   | CCCS,<br>CDSS,<br>CCNP,<br>CCP,<br>CPWR,<br>CECS |                  |          | N      |
| CPG-1021     | 3.2.6.1.0-5      | (U) The CPG, while operational, <b>shall</b> meet the performance requirements in this document, sections titled <i>Performance Characteristics and Subsystem Quality Factors</i> , after being subjected to rail impact static equivalent loads no greater than 5.0 g longitudinal, 3.0 g vertical and   | CCCS,<br>CDSS,<br>CCNP,<br>CCP,<br>CPWR,<br>CECS |                  |          | N      |



| UNCLASSIFIED |             |   |  |                  |          |        |
|--------------|-------------|---|--|------------------|----------|--------|
| ID           | Paragraph   | Communication and Processing Group<br>Prime Item Development Specification  | HW<br>Allocation                                 | SW<br>Allocation | SW Build | Safety |
|              |             | 3.0 g lateral, incurred while in the transport configuration. This requirement applies to attachment points and bracketry.  |  |                  |          |        |
| CPG-1023     | 3.2.6.2.0-1 | (U) The CPG, in the transport configuration, shall be transportable off-road <b>b(3)</b>  | CCCS,<br>CDSS,<br>CCNP,<br>CCP,<br>CPWR,<br>CECS |                  |          | N      |
| CPG-1024     | 3.2.6.2.0-2 | (U) The CPG, in the transport configuration, shall be transportable on highways defined in Reference [20] including an allowance for special permits where the limits for load, vibration, and shock are presented in Reference [19] Appendix E.  | CCCS,<br>CDSS,<br>CCNP,<br>CCP,<br>CPWR,<br>CECS |                  |          | N      |
| CPG-1025     | 3.2.6.2.0-3 | (U) The CPG, in the transport configuration, shall be transportable on secondary roads where the limits for load, vibration, and shock are presented in Reference [19] Appendix E.  | CCCS,<br>CDSS,<br>CCNP,<br>CCP,<br>CPWR,<br>CECS |                  |          | N      |
| CPG-1026     | 3.2.6.2.0-4 | (U) The CPG, in the transport configuration, shall be transportable on unimproved roads where the limits for load, vibration, and shock are presented in Reference [19] Appendix E. Performance expected after transport on unimproved roads is represented by the Perry Cross-Country Course No. 1. For vibration spectra profile refer to Figure 5.                         | CCCS,<br>CDSS,<br>CCNP,<br>CCP,<br>CPWR,<br>CECS |                  |          | N      |
| CPG-1029     | 3.2.6.3.0-1 | (U) The CPG shall be marine transportable in accordance with Reference [20] section titled <i>Water Transportation (Load on / Load off)</i> , where load limits and vibrations are presented in Reference [19] Appendix E.  | CCCS,<br>CDSS,<br>CCNP,<br>CCP,<br>CPWR,<br>CECS |                  |          | N      |
| CPG-1030     | 3.2.6.3.0-2 | (U) The CPG, while operational, shall meet the performance requirements in this document, sections titled <i>Performance Characteristics and Subsystem Quality Factors</i> , after exposure to the Ship Transportation vibrations no greater than 0.315 g rms longitudinal, 0.315 g rms vertical, and 0.315 g rms lateral, incurred while in the transport configuration. For | CCCS,<br>CDSS,<br>CCNP,<br>CCP,<br>CPWR,<br>CECS |                  |          | N      |

| UNCLASSIFIED |             |   |  |                  |          |        |
|--------------|-------------|---|--|------------------|----------|--------|
| ID           | Paragraph   | Communication and Processing Group<br>Prime Item Development Specification  | HW<br>Allocation                                 | SW<br>Allocation | SW Build | Safety |
|              |             | vibration spectra profile refer to Figure 6.  |  |                  |          |        |
| CPG-1033     | 3.2.6.4.0-1 | (U) The CPG <b>shall</b> be transportable via C-130 (except ISOs or shelters which are greater than 8 foot by 8 foot by 20 foot, in any dimension), C-5, and C-17 aircraft. The shock and vibrations experienced during C-130, C-5, and C-17 aircraft transport are presented in Reference [19] Appendix E.   | CCCS,<br>CDSS,<br>CCNP,<br>CCP,<br>CPWR,<br>CECS |                  |          | N      |
| CPG-1034     | 3.2.6.4.0-2 | (U) The CPG <b>shall</b> operate after exposure to the transportation vibration environment defined in Figures 7 and 8 <b>b(3)</b>  | CCCS,<br>CDSS,<br>CCNP,<br>CCP,<br>CPWR,<br>CECS |                  |          | N      |
| CPG-1038     | 3.2.6.5.0-1 | (U) The CPG equipment in transport configuration <b>shall</b> have lift and tie-down provisions in accordance with Reference [5].   | CCCS,<br>CDSS,<br>CCP,<br>CECS                   |                  |          | SR     |
| CPG-1039     | 3.2.6.5.0-2 | (U) Transportation enclosures which are non-GFE and delivered as part of the Orbit <b>shall</b> protect the equipment contained within the enclosure from damage due to: <ul style="list-style-type: none"> <li>a. (U) Temperatures extremes, as needed</li> <li>b. (U) Snow</li> <li>c. (U) Rain</li> <li>d. (U) Hail</li> <li>e. (U) Wind</li> <li>f. (U) Blowing sand</li> <li>g. (U) Lightning</li> <li>h. <b>b(3)</b></li> <li>i. (U) NBC</li> </ul> as specified in section titled <i>Environmental Conditions</i> when in the transport configuration. | CCCS,<br>CDSS,<br>CCP,<br>CECS                   |                  |          | SR     |
| CPG-1050     | 3.2.6.5.0-4 | (U) The CPG, in the transport configuration, <b>shall</b> meet the U.S. Department of Transportation (DOT), North Atlantic Treaty Organization (NATO), and European Union (EU) Performance-Oriented Packaging (POP)   | CCCS,<br>CDSS,<br>CCP,<br>CECS                   |                  |          | N      |

| UNCLASSIFIED |             |  |  |                  |          |        |
|--------------|-------------|--|--|------------------|----------|--------|
| ID           | Paragraph   | Communication and Processing Group<br>Prime Item Development Specification   | HW<br>Allocation                                 | SW<br>Allocation | SW Build | Safety |
|              |             | standards for unrestricted highway, rail, and sea transportation.  |  |                  |          |        |
| CPG-2606     | 3.2.6.5.0-5 | (U) Each JLENS unique transportation fixture onto which fragile hardware is mounted <b>shall</b> be marked with special handling procedures using Reference [32] as guidance.  | CCCS,<br>CDSS,<br>CCNP,<br>CCP,<br>CPWR,<br>CECS |                  |          | N      |
| CPG-1055     | 3.3.1.2.0-1 | (U) The CPG <b>shall</b> be designed such that components containing hazardous materials listed in the EPA-17 and Class I Ozone Depleting Substances are only utilized in compliance with the JLENS Hazardous Materials Management Plan (HMMP). Note: Reference [19] Appendix A contains the aforementioned lists.   | CCCS,<br>CDSS,<br>CCNP,<br>CCP,<br>CPWR,<br>CECS |                  |          | SR     |
| CPG-1057     | 3.3.2.0-1   | (U) The CPG <b>shall</b> have all equipments marked in accordance with Reference [7] for unique identification with the following provisos and exceptions.<br><ol style="list-style-type: none"> <li>1. (U) Provisos to this requirement are:           <ol style="list-style-type: none"> <li>a. (U) Only hardware and software items with a unit acquisition cost no less than \$5,000.</li> <li>b. (U) All hardware items with a unit acquisition cost less than \$5,000 when they are serially managed, mission critical, or controlled inventory items.</li> </ol> </li> <li>2. (U) Exceptions to this requirement are as specified in Reference [7] section titled Detailed Requirements subsection titled Exemptions:           <ol style="list-style-type: none"> <li>a. (U) "COTS items marked with commercial identification (firm name, logo, part number, etc.), and which present no identification difficulty may be exempt from additional marking requirements. This exemption extends to COTS items identified on a VICD."</li> <li>b. (U) "Parts within an assembly or a sub-assembly, that are not subject to removal, replacement, or</li> </ol> </li> </ol> | CCCS,<br>CDSS,<br>CCNP,<br>CCP,<br>CPWR,<br>CECS |                  |          | N      |

| UNCLASSIFIED |               |   |  |                  |          |        |
|--------------|---------------|---|--|------------------|----------|--------|
| ID           | Paragraph     | Communication and Processing Group<br>Prime Item Development Specification  | HW<br>Allocation                                 | SW<br>Allocation | SW Build | Safety |
|              |               | repair or"<br><br>c. (U) "When parts are deemed too small for the application of complete marking in accordance with Reference [7] section titled <i>Machine-readable information (MRI) marking</i> , a logo or other abbreviated marking [will] be substituted for the design activity identification."  |  |                  |          |        |
| CPG-1065     | 3.3.2.0-2     | (U) The CPG <b>shall</b> have nameplates, labeling, and product marking in accordance with Reference [7].   | CCCS,<br>CDSS,<br>CCNP,<br>CCP,<br>CPWR,<br>CECS |                  |          | N      |
| CPG-1073     | 3.3.3.1.1.0-1 | (U) The CPG <b>shall</b> comply with the applicable portions of Reference [9] <i>Guidelines on Personnel Hazards, Flammability, and Electrical Overload Protection</i> .  | CCCS,<br>CDSS,<br>CCP,<br>CPWR,<br>CECS          |                  |          | SR     |
| CPG-1074     | 3.3.3.1.1.0-2 | (U) The CPG <b>shall</b> allow the system to perform a function which inherently increases Mishap Probability only if one of the following conditions is satisfied:<br><br>a. (U) all relevant pre-requisite safety checks are passed prior to performing the potentially hazardous function, or<br><br>b. (U) the safety checks have been explicitly overridden. | CCCS,<br>CDSS,<br>CCP,<br>CPWR,<br>CECS          | MO               | Build 3b | SC     |
| CPG-1077     | 3.3.3.1.1.0-3 | (U) The CPG <b>shall</b> have emergency lighting capability upon power failure.   | CCCS,<br>CDSS,<br>CPWR                           |                  |          | SC     |
| CPG-1078     | 3.3.3.1.1.0-4 | (U) The CPG <b>shall</b> have a second egress capability.   | CCCS,<br>CDSS                                    |                  |          | SC     |
| CPG-1079     | 3.3.3.1.1.0-5 | (U) The CPG <b>shall</b> have lift points that are clearly labeled.   | CCCS,<br>CDSS,<br>CCP,<br>CECS                   |                  |          | SC     |
| CPG-1080     | 3.3.3.1.1.0-6 | (U) The CPG <b>shall</b> have floor surfaces and stair and step trades that provide non-slip characteristics.   | CCCS,<br>CDSS                                    |                  |          | SC     |
| CPG-1081     | 3.3.3.1.1.0-7 | (U) The CPG <b>shall</b> have a configuration that prevents equipment from tipping over   | CCCS,<br>CDSS                                    |                  |          | SC     |

| UNCLASSIFIED |                |  |  |                  |          |        |
|--------------|----------------|--|--|------------------|----------|--------|
| ID           | Paragraph      | Communication and Processing Group<br>Prime Item Development Specification   | HW<br>Allocation                                 | SW<br>Allocation | SW Build | Safety |
|              |                | or falling on personnel performing operations, maintenance, or training tasks.   |  |                  |          |        |
| CPG-1082     | 3.3.3.1.1.0-8  | (U) The CPG <b>shall</b> use self sealing connectors for coolant lines to reduce the likelihood of coolant leakage during CPG operation and maintenance as appropriate.  | CCCS,<br>CDSS,<br>CECS                           |                  |          | SC     |
| CPG-1083     | 3.3.3.1.1.0-9  | (U) The CPG <b>shall</b> have danger and caution signs, labels, tags, and markings to warn of specific voltages, current, thermal, or physical hazards including:<br>a. (U) Color code per Reference [100]<br>b. (U) For potentials between 70 and 500 Volts, display "WARNING" sign and list maximum voltage<br>c. (U) For potentials in excess of 500V, display the "DANGER" and "HIGH VOLTAGE" signs and list maximum voltage<br>d. (U) Microwave or RF radiation warning signs, labels, or tags should be in accordance with Reference [102], Reference [103], or Reference [104]. | CCCS,<br>CDSS,<br>CCNP,<br>CCP,<br>CPWR,<br>CECS |                  |          | SR     |
| CPG-1088     | 3.3.3.1.1.0-10 | (U) The CPG <b>shall</b> limit acoustic noise levels in accordance with Reference [21], <i>Steady-State Noise, Personnel Occupied Areas</i> . Hearing protection may be used to reduce the levels.   | CCCS,<br>CDSS,<br>CCNP,<br>CPWR,<br>CECS         |                  |          | SR     |
| CPG-1089     | 3.3.3.1.1.0-11 | (U) The CPG <b>shall</b> transition to a safe state upon completion of a hazardous condition.  |  | MO, DPM          | Build 3b | SC     |
| CPG-1090     | 3.3.3.1.1.0-12 | (U) If hardware safety interlocks are to be utilized by the CPG, the interlocks <b>shall</b> not be overridden by software.  | CCCS,<br>CDSS,<br>CECS                           |                  |          | SC     |
| CPG-1091     | 3.3.3.1.1.0-13 | (U) The CPG interlocks <b>shall</b> be self-resetting.   | CCCS,<br>CDSS,<br>CCP,<br>CPWR,<br>CECS          |                  |          | SC     |
| CPG-1093     | 3.3.3.1.2.0-1  | (U) The CPG <b>shall</b> have a means to reduce the voltage at test points to less than 300V if the potential to be measured   | CCCS,<br>CDSS,<br>CCP,                           |                  |          | SC     |

| UNCLASSIFIED |               |   |  |                  |          |        |
|--------------|---------------|---|--|------------------|----------|--------|
| ID           | Paragraph     | Communication and Processing Group<br>Prime Item Development Specification  | HW<br>Allocation                                 | SW<br>Allocation | SW Build | Safety |
|              |               | is in excess of 300V peak.  | CPWR,<br>CECS                                    |                  |          |        |
| CPG-1094     | 3.3.3.1.2.0-2 | (U) The CPG assemblies which contain circuits operating at potentials in excess of 500V <b>shall</b> be completely enclosed with any access covers and plates equipped with non-bypassable interlocks that activate to shut down power.                                     | CCCS,<br>CDSS,<br>CCP,<br>CPWR,<br>CECS          |                  |          | SC     |
| CPG-1095     | 3.3.3.1.2.0-3 | (U) The CPG <b>shall</b> have at least 3 barriers, to preclude accidental contact under all conditions of operation and maintenance, for all potentials between 30V and 500V.   | CCCS,<br>CDSS,<br>CCP,<br>CPWR,<br>CECS          |                  |          | SC     |
| CPG-1096     | 3.3.3.1.2.0-4 | (U) The CPG high voltage circuits containing capacitors which store more than 0.25 joules <b>shall</b> have discharging devices unless they discharge to 30V or less within 2 seconds after power removal for maintenance purposes. Note: This does not apply to batteries. | CCCS,<br>CDSS,<br>CCP,<br>CPWR,<br>CECS          |                  |          | SR     |
| CPG-1097     | 3.3.3.1.2.0-5 | (U) The CPG <b>shall</b> have external conductive surfaces of equipment housing hazardous voltages grounded to a common static and safety ground point.   | CCCS,<br>CDSS,<br>CCP,<br>CPWR,<br>CECS          |                  |          | SC     |
| CPG-1098     | 3.3.3.1.2.0-6 | (U) The CPG <b>shall</b> have catastrophic hazards mitigated by at least three barriers one of which must be a fail-safe device. Fail-safe device, barrier, and critical hazard are defined in Reference [28].  | CCCS,<br>CDSS,<br>CCP,<br>CPWR,<br>CECS          |                  |          | SC     |
| CPG-1099     | 3.3.3.1.2.0-7 | (U) The CPG <b>shall</b> have critical hazards mitigated by at least two barriers, one of which must be a fail-safe device.   | CCCS,<br>CDSS,<br>CCP,<br>CPWR,<br>CECS          |                  |          | SC     |
| CPG-1100     | 3.3.3.1.2.0-8 | (U) The CPG <b>shall</b> have visible markings for LRUs sensitive to Electrostatic Discharge (ESD).   | CCCS,<br>CDSS,<br>CCNP,<br>CCP,<br>CPWR,<br>CECS |                  |          | SC     |
| CPG-1101     | 3.3.3.1.2.0-9 | (U) The CPG <b>shall</b> prevent shorting of circuits carrying more than 25A. Appropriate means may include guards and warning labels.  | CCCS,<br>CDSS,<br>CCP,<br>CPWR,                  |                  |          | SC     |

| UNCLASSIFIED |                |   |   |                  |          |        |
|--------------|----------------|---|---|------------------|----------|--------|
| ID           | Paragraph      | Communication and Processing Group<br>Prime Item Development Specification  | HW<br>Allocation                        | SW<br>Allocation | SW Build | Safety |
|              |                |   | CECS                                    |                  |          |        |
| CPG-1102     | 3.3.3.1.2.0-10 | (U) The CPG <b>shall</b> have Ground Fault Circuit Interrupters (GFCI) for all external outlets.  | CCCS,<br>CDSS,<br>CPWR                  |                  |          | SC     |
| CPG-1103     | 3.3.3.1.2.0-11 | (U) External connectorized power sources (greater than 30V) provided by the CPG <b>shall</b> be either GFCI or interlocked. The order of precedence is:<br><br>a. (U) Hardwired with metallic conduit or shielded cable with GFCI<br><br>b. (U) GFCI if maximum threshold is more than 20mA<br><br>c. (U) Fail-safe interlock       | CCCS,<br>CDSS,<br>CPWR                  |                  |          | SC     |
| CPG-1107     | 3.3.3.1.2.0-12 | (U) The CPG interlocks <b>shall</b> be fail-safe.   | CCCS,<br>CDSS,<br>CCP,<br>CPWR,<br>CECS |                  |          | SC     |
| CPG-1108     | 3.3.3.1.2.0-13 | (U) The CPG <b>shall</b> ensure that powered ends of connectors are protected from accidental contact.  | CCCS,<br>CDSS,<br>CCP,<br>CPWR,<br>CECS |                  |          | SR     |
| CPG-1109     | 3.3.3.1.2.0-14 | (U) The CPG equipment <b>shall</b> have exposed external metallic parts, surfaces, and shields, exclusive of antenna and transmission line terminals, at ground potential during normal operation as suggested in Reference [9], Guideline 1, <i>Ground</i> .   | CCCS,<br>CDSS,<br>CCP                   |                  |          | SC     |
| CPG-1110     | 3.3.3.1.2.0-15 | (U) The CPG <b>shall</b> have a point on all electrically conductive chasses that will serve as the common tie point for static and safety grounds using Reference [9], <i>General Guidelines for Electronic Equipment</i> , Guideline 1, <i>Ground</i> .   | CCCS,<br>CDSS,<br>CCNP,<br>CCP          |                  |          | SR     |
| CPG-1111     | 3.3.3.1.2.0-16 | (U) The CPG equipment <b>shall</b> have connectors which preclude the mismatching of cables in a manner which would cause malfunction, damage to equipment or hazard to personnel. Where design considerations require plug and receptacles of similar configuration in close proximity, the mating plugs and receptacles should be | CCCS,<br>CDSS,<br>CCP,<br>CPWR,<br>CECS |                  |          | SR     |

| UNCLASSIFIED |               |   |  |                  |          |        |
|--------------|---------------|---|--|------------------|----------|--------|
| ID           | Paragraph     | Communication and Processing Group<br>Prime Item Development Specification  | HW<br>Allocation                                 | SW<br>Allocation | SW Build | Safety |
|              |               | suitable coded or marked to clearly indicate the mating connectors.   |  |                  |          |        |
| CPG-1113     | 3.3.3.1.3.0-1 | (U) The CPG <b>shall</b> have a combination of procedures, guards, and safety devices to preclude contact with moving mechanical parts such as gears, fans, and belts during operation and maintenance.   | CCCS,<br>CDSS,<br>CCP,<br>CPWR,<br>CECS          |                  |          | SC     |
| CPG-1114     | 3.3.3.1.3.0-2 | (U) The CPG <b>shall</b> have an interlock which disables mechanical motion of the CPG ECS during maintenance.  | CECS   |                  |          | SC     |
| CPG-1115     | 3.3.3.1.3.0-3 | (U) The CPG equipment <b>shall</b> have door or hinged covers that are provided with stops to hold them open as appropriate.  | CCCS,<br>CDSS,<br>CCP,<br>CECS                   |                  |          | SR     |
| CPG-1116     | 3.3.3.1.3.0-4 | (U) The CPG <b>shall</b> have physical guards to prevent inadvertent exposure of personnel to surface temperatures outside the maximum/minimum (Reference [10], section titled <i>Thermal Contact Hazards Table XXI</i> , or less than 0 degrees Celsius) except for surface temperatures induced by climactic environment. | CCCS,<br>CDSS,<br>CCP,<br>CECS                   |                  |          | SR     |
| CPG-1118     | 3.3.3.1.4.0-1 | (U) The CPG shelters <b>shall</b> have fire extinguishers, smoke alarms, and carbon monoxide detectors.   | CCCS,<br>CDSS                                    |                  |          | SC     |
| CPG-1119     | 3.3.3.1.4.0-2 | (U) The CPG UPS batteries <b>shall</b> not vent flammable gas when a single failure occurs.   | CCCS,<br>CDSS,<br>CPWR                           |                  |          | SC     |
| CPG-1121     | 3.3.3.1.5.0-1 | (U) The CPG <b>shall</b> vent battery enclosures to prevent the buildup of flammable gas, as appropriate.   | CCCS,<br>CDSS                                    |                  |          | SC     |
| CPG-1122     | 3.3.3.1.5.0-2 | (U) The CPG <b>shall</b> have no radioactive materials which are defined by the Nuclear Regulation Commission that have greater than 0.002 microcuries per gram or activity per item equals or exceeds 0.01 microcuries.  | CCCS,<br>CDSS,<br>CCNP,<br>CCP,<br>CPWR,<br>CECS |                  |          | SC     |
| CPG-1124     | 3.3.3.1.6.0-1 | (U) The CPG <b>shall</b> have provisions to protect personnel and fuel against the hazards of electromagnetic radiation using Reference [106].  | CCCS,<br>CDSS,<br>CCNP                           |                  |          | SC     |
| CPG-1126     | 3.3.3.1.7.0-1 | (U) The CPG <b>shall</b> provide local emergency power shutdown capability at manned locations and shelters.  | CCCS,<br>CDSS,<br>CPWR                           |                  |          | SC     |



| UNCLASSIFIED |             |   |                             |                  |  |        |
|--------------|-------------|---|-----------------------------|------------------|--|--------|
| ID           | Paragraph   | Communication and Processing Group<br>Prime Item Development Specification  | HW<br>Allocation            | SW<br>Allocation | SW Build                                   | Safety |
| CPG-1128     | 3.3.3.2.0-1 | (U) The CPG <b>shall</b> ensure that safety critical functions execute to completion, barring loss of power. Exiting a safety critical function gracefully can be considered executing to completion.   |                             | MO, ET, DPM, HMS | Build 3b                                   | SC     |
| CPG-1129     | 3.3.3.2.0-2 | (U) The CPG <b>shall</b> display an indication of the occurrence of an exception that terminates a CPG operational sequence containing a safety critical function.  |                             | MO, ET, DPM      | Build 3b                                   | SR     |
| CPG-1131     | 3.3.3.2.0-3 | (U) The CPG <b>shall</b> validate the contents of software executables prior to execution and data files prior to use.  |                             | MO, DPM          | Build 3b                                   | SR     |
| CPG-1132     | 3.3.3.2.0-4 | (U) The CPG <b>shall</b> enable the operator to cancel a safety critical function or software function causing a hazardous condition with a single action. The single action may consist of pressing two keys, buttons, or switches simultaneously. |                             | MO               | Build 3b                                   | SC     |
| CPG-1133     | 3.3.3.2.0-5 | (U) The CPG <b>shall</b> verify correct transfer of safety critical messages. Verification includes providing acknowledgements, performing cyclic redundancy checks, and checking message protocol formats.   |                             | MO               | Build 3a<br>Build 3b<br>Build 4<br>Build 5 | SC     |
| CPG-1135     | 3.3.3.3.0-1 | (U) The CPG <b>shall</b> have over temperature detection devices to mitigate overheating hazards that result in damage to the equipment over \$1M.  | CCCS, CDSS, CCNP            |                  |  | SC     |
| CPG-1138     | 3.3.4.1.0-1 | (U) The CPG <b>shall</b> have reach access for inserting, adjusting, and/or removing a unit or assembly as specified in Reference [10], section titled <i>Physical Access</i> .   | CCCS, CDSS, CCP, CPWR, CECS |                  |  | SR     |
| CPG-1139     | 3.3.4.1.0-2 | (U) The CPG replacement units, assemblies, and connectors <b>shall</b> meet the insertion, removal, and grip force requirement in Reference [10], section titled <i>Design for Maintainability</i> .  | CCCS, CDSS, CCP, CPWR, CECS |                  |  | N      |
| CPG-1140     | 3.3.4.1.0-3 | (U) The CPG <b>shall</b> have visual access for corrective and preventative maintenance tasks as specified in Reference [10], section titled <i>Visual Access</i> .   | CCCS, CDSS, CCP, CPWR, CECS |                  |  | N      |
| CPG-1141     | 3.3.4.1.0-4 | (U) The CPG <b>shall</b> have access openings and clearance dimensions for inserting, adjusting, and/or removing a unit or  | CCCS, CDSS, CCP,            |                  |  | N      |

| UNCLASSIFIED |             |  |                              |                  |                      |        |
|--------------|-------------|--|------------------------------|------------------|----------------------|--------|
| ID           | Paragraph   | Communication and Processing Group<br>Prime Item Development Specification   | HW<br>Allocation             | SW<br>Allocation | SW Build             | Safety |
|              |             | assembly as specified in Reference [10], section titled <i>Physical Access</i> .   | CPWR, CECS                   |                  |                      |        |
| CPG-1142     | 3.3.4.1.0-5 | (U) The CPG units and assemblies <b>shall</b> be configured for removal, carry, and replacement as specified in Reference [10], section titled <i>Weight</i> .   | CCCS, CDSS, CCP, CPWR, CECS  |                  |                      | SR     |
| CPG-1143     | 3.3.4.1.0-6 | (U) The CPG <b>shall</b> have work areas and equipment that accommodate a soldier population that ranges in stature from the 5th percentile female to the 95th percentile male as specified in Reference [10], sections titled <i>Physical Accommodation and Workspace Design</i> .  | CCCS, CDSS, CCP, CECS        |                  |                      | N      |
| CPG-1144     | 3.3.4.1.0-7 | (U) The CPG <b>shall</b> have workstations, controls, indicators, and Graphical User Interfaces that are mounted for seated operations as specified in Reference [10], section titled <i>Seated Operations</i> .   | CCCS                         |                  |                      | N      |
| CPG-1146     | 3.3.4.2.0-1 | (U) The CPG <b>shall</b> provide a controlled environment that meets the temperature range, humidity range, and ventilation requirements, for operators and operation of all installed equipment within the CPG in accordance with Reference [10], sections titled <i>Heating, Air Conditioning, Humidity, and Ventilation</i> . | CCCS, CDSS, CECS             |                  |                      | SR     |
| CPG-1148     | 3.3.4.3.0-1 | (U) The CPG <b>shall</b> have human-to-machine interfaces with state-of-the-art computer and display technology, excluding GFE. This requirement does not apply to non-CPG items that the CPG houses such as the Flight Director Platform software and SDP.  | CCNP                         |                  |                      | N      |
| CPG-1150     | 3.3.4.4.0-1 | (U) The CPG <b>shall</b> have controls using the guidance of Reference [10], section titled <i>Controls</i> .  | CCCS, CDSS, CCNP, CPWR, CECS |                  |                      | SR     |
| CPG-1151     | 3.3.4.4.0-2 | (U) The CPG <b>shall</b> present alerts and rejects using the guidance of Reference [10], section titled <i>User-Computer Interface</i> .  |                              | DPM              | Build 3a<br>Build 4  | N      |
| CPG-1152     | 3.3.4.4.0-3 | (U) The CPG <b>shall</b> present visual displays using the guidance of Reference [10],   | CCNP                         | MO, MS, ET, DPM, | Build 3a<br>Build 3b | N      |

| UNCLASSIFIED |             |  |                                   |                      |  |        |
|--------------|-------------|--|-----------------------------------|----------------------|--|--------|
| ID           | Paragraph   | Communication and Processing Group Prime Item Development Specification  | HW Allocation                     | SW Allocation        | SW Build                                   | Safety |
|              |             | section titled <i>Visual Displays</i> .  |                                   | HMS                  | Build 4                                    |        |
| CPG-1153     | 3.3.4.4.0-4 | (U) The CPG shall have identifications, labels, legends, signs, and warnings using the guidance of Reference [10], section titled <i>Labeling</i> , and Reference [103].   | CCCS, CDSS, CCNP, CCP, CPWR, CECS |                      |  | SR     |
| CPG-1156     | 3.3.5.1.0-1 | <b>b(3)</b>  | CCNP                              |                      |  | N      |
| CPG-2501     | 3.3.5.1.0-2 | (U) The CPG shall incorporate the security principle of least privilege.   |                                   | MO, MS, ET, DPM, HMS | Build 3a<br>Build 3b<br>Build 4<br>Build 5 | N      |
| CPG-1169     | 3.3.5.1.0-3 | (U) The CPG shall incorporate identification, authentication, and access controls.   |                                   | DPM                  | Build 3b                                   | N      |
| CPG-2500     | 3.3.5.1.0-4 | <b>b(3)</b>  |                                   | MO, MS, ET, DPM, HMS | Build 3a<br>Build 3b<br>Build 4<br>Build 5 | N      |
| CPG-2505     | 3.3.5.1.0-5 | (U) The security support structure of the CPG shall be isolated. Means of isolation may include the use of partitions and/or domains that control access to and integrity of hardware, software, and firmware that perform security functions. |                                   | DPM                  | Build 3a<br>Build 3b<br>Build 4<br>Build 5 | N      |
| CPG-1161     | 3.3.5.2.0-1 | <b>b(3)</b>  | CCNP                              |                      |  | N      |
| CPG-2585     | 3.3.5.2.0-2 | <b>b(3)</b>  |                                   | DPM                  | 2-IOC, 3a, 3b, 4, 5                        | N      |

| UNCLASSIFIED |             |  |  |                  |          |        |
|--------------|-------------|--|--|------------------|----------|--------|
| ID           | Paragraph   | Communication and Processing Group<br>Prime Item Development Specification   | HW<br>Allocation                                 | SW<br>Allocation | SW Build | Safety |
|              |             | b(3)   |  |                  |          |        |
| CPG-2507     | 3.3.5.2.0-3 | b(3)   | CCNP   |                  |          | N      |
| CPG-2589     | 3.3.5.2.0-4 | b(3)   | CCNP   |                  |          | N      |
| CPG-1162     | 3.3.5.2.0-5 | b(3)   | CCNP   |                  |          | N      |
| CPG-1172     | 3.3.5.2.0-7 | b(3)   | CCCS,<br>CDSS,<br>CCNP,<br>CCP,<br>CPWR,<br>CECS |                  |          | N      |
| CPG-1164     | 3.3.5.2.0-8 | (U) The CPG shall implement virus protection for all servers, workstations, and mobile computing devices.  | CCNP   |                  |          | N      |
| CPG-1165     | 3.3.5.3.0-1 | (U) The CPG shall incorporate boundary defense mechanisms.<br>b(3)   | CCNP   |                  |          | N      |
| CPG-1168     | 3.3.5.4.0-1 | (U) The CPG shall implement locks and alarms for the protection of classified information systems in accordance with the appropriate level of classification. Information systems include processing and communications equipment. | CCCS,<br>CDSS                                    |                  |          | N      |
| CPG-1157     | 3.3.5.5.0-1 | (U) The CPG shall provide an enclave for   | CCNP   |                  |          | N      |

| UNCLASSIFIED |                 |  |                  |                    |                              |        |
|--------------|-----------------|--|------------------|--------------------|------------------------------|--------|
| ID           | Paragraph       | Communication and Processing Group<br>Prime Item Development Specification   | HW<br>Allocation | SW<br>Allocation   | SW Build                     | Safety |
|              |                 | unclassified information.  |                  |                    |                              |        |
| CPG-1158     | 3.3.5.5.0-2     | (U) The CPG shall provide an enclave for classified information.   | CCNP             |                    |                              | N      |
| CPG-1171     | 3.3.5.6.0-1     | b(3)   | CCP              |                    |                              | SC     |
| CPG-2418     | 3.3.5.6.0-2     | (U) The CPG shall provide the interface to allow the operator to command the associated radar to perform a purge of non-volatile memory.   |                  | MO, DPM            | Build 4                      | N      |
| CPG-2398     | 3.3.5.6.0-3     | b(3)   |                  | DPM                | Build 3a                     | N      |
| CPG-1177     | 3.3.5.7.0-1     | (U) The CPG shall perform configuration checks during system initialization. Note: Configuration checks are performed on the hardware to validate that the interface, network, data storage, and processing related items are present and operational. | CCNP,<br>CCP     | DPM                | Build 3a                     | SR     |
| CPG-2578     | 3.3.5.7.0-2     | (U) The CPG shall perform configuration checks during the system initialization of the loaded software b(3)  |                  | DPM                | Build 2 -<br>IOC<br>Build 3a | SR     |
| CPG-2452     | 3.3.5.7.0-3     | (U) The CPG shall perform system configuration checks during an orderly system shutdown.   | CCNP,<br>CCP     | DPM                | Build 3a                     | SR     |
| CPG-1179     | 3.3.5.7.0-4     | (U) The CPG shall alert the operator upon completion of configuration checks and display the configuration check results of the CPG, associated radar, and the Platform.   |                  | MO, MS,<br>ET, DPM | Build 2 -<br>IOC<br>Build 3a | N      |
| CPG-1180     | 3.3.5.7.0-5     | (U) The CPG shall enable the operator to manually acknowledge the configuration checks results of the CPG, the Platform, and the associated radar.   |                  | MO, MS,<br>DPM     | Build 2 -<br>IOC<br>Build 3a | N      |
| CPG-1178     | 3.3.5.7.0-5.0-1 | (U) Prior to transitioning the system to Tactical mode, The CPG shall<br>a) have received a pass on all hardware and software configuration checks or<br>b) have received an operator over-ride to   | CCNP,<br>CCP     | MO, MS,<br>DPM     | Build 3a                     | N      |

| UNCLASSIFIED |             |   |  |                            |   |        |
|--------------|-------------|---|--|----------------------------|---|--------|
| ID           | Paragraph   | Communication and Processing Group<br>Prime Item Development Specification  | HW<br>Allocation                         | SW<br>Allocation           | SW Build  | Safety |
|              |             | hardware and software configuration checks that have not all passed.  |  |                            |   |        |
| CPG-1181     | 3.3.5.7.0-6 | (U) The CPG <b>shall</b> create and maintain a log which includes the results of the configuration checks for the CPG, the associated Platform, and the associated radar. |  | DPM                        | Build 2 -<br>IOC<br><br>Build 3   | N      |
| CPG-1182     | 3.3.5.7.0-7 | (U) The CPG <b>shall</b> record hardware and software configuration data to the configuration log.  | CCNP                                     | MO, MS,<br>DPM             | Build 2 -<br>IOC<br><br>Build 3a  | N      |
| CPG-1185     | 3.3.7.0-1   | (U) The CPG subsystems <b>shall</b> be designed with 50% data processing reserves for computer throughput and computer memory.  | CCNP                                     | MO, MS,<br>ET, DPM,<br>HMS | Build 3a -<br>assessment<br><br>Build 3b -<br>assessment<br><br>Build 4 -<br>verification | N      |
| CPG-1190     | 3.3.7.1.0-1 | (U) The CPG <b>shall</b> have non-volatile data storage devices with removable media.   | CCNP                                     |                            |   | N      |
| CPG-1191     | 3.3.7.1.0-2 | (U) The CPG classified data storage media <b>shall</b> be removable with the use of standard tools or standard equipment.   | CCNP                                     |                            |   | N      |
| CPG-1194     | 3.3.7.3.0-1 | (U) The CPG, excluding GFE, <b>shall</b> receive and forward IPv6 packets, and interface with other systems and protocols in accordance with Reference [8].               | CCNP                                     | MS, DPM                    | Build 3b<br><br>Build 4   | N      |
| CPG-1196     | 3.3.8.0-1   | (U) The CPG CCS <b>shall</b> be interchangeable between the SuS and the FCS.  | CCCS,<br>CDSS,<br>CCNP,<br>CPWR,<br>CECS | MO, MS,<br>ET, DPM,<br>HMS | Build 3a  | N      |
| CPG-1197     | 3.3.8.0-2   | (U) The CPG airborne equipment <b>shall</b> be interchangeable between the SuS and the FCS.   | CCP                                      |                            |   | N      |
| CPG-1199     | 3.4.0-1     | (U) The CPG design <b>shall</b> comply with the applicable information technology standards contained in the DoD Information Technology Standards Registry (DISR).        |  | MO, MS,<br>DPM             | Build 4   | N      |

| UNCLASSIFIED |           |   |  |                  |          |        |
|--------------|-----------|---|--|------------------|----------|--------|
| ID           | Paragraph | Communication and Processing Group<br>Prime Item Development Specification  | HW<br>Allocation                                 | SW<br>Allocation | SW Build | Safety |
| CPG-1205     | 3.5.2.0-1 | (U) Scheduled PMCS for the CPG that removes the system from operation shall be no greater than 8 hours per occurrence with the exception of maintenance which requires depot support. | CCCS,<br>CDSS,<br>CCNP,<br>CCP,<br>CPWR,<br>CECS |                  |          | N      |
| CPG-1207     | 3.5.3.0-1 | (U) The CPG shall be designed such that standard military vehicles can be used for ground transportation.   | CCCS,<br>CDSS,<br>CCP,<br>CECS                   |                  |          | N      |
| CPG-1208     | 3.5.3.0-2 | (U) The CPG shall be designed to use standard military vehicles, shelters, and trailers unless the government approves justification for non-military equipment.                      | CCCS,<br>CDSS,<br>CCP,<br>CECS                   |                  |          | N      |
| CPG-1210     | 3.5.4.0-1 | (U) The CPG shall be designed such that standard military vehicles can be used for handling.  | CCCS,<br>CDSS,<br>CCP,<br>CECS                   |                  |          | N      |
| CPG-1211     | 3.5.4.0-2 | (U) The CPG shall be designed to use military lifting and handling equipment, unless the government approves justification for non-military equipment.                                | CCCS,<br>CDSS,<br>CCP,<br>CECS                   |                  |          | N      |
| CPG-1213     | 3.5.5.0-1 | b(3)  | CCCS,<br>CDSS,<br>CCNP,<br>CCP,<br>CPWR,<br>CECS |                  |          | SC     |
| CPG-1214     | 3.5.5.0-2 | b(3)  | CCCS,<br>CDSS,<br>CCNP,<br>CCP,<br>CPWR,<br>CECS |                  |          | SC     |
| UNCLASSIFIED |           |   |  |                  |          |        |

**6.5 (U) SYSTEM SPECIFICATION TRACEABILITY MATRIX**

(U) See the System Specification Traceability Matrix in the CPG PIDS Appendix B.



## 6.6 (U) INTERNAL TRACEABILITY MATRIX

### (U) INTERNAL TRACEABILITY MATRIX

| UNCLASSIFIED |             |  |           |
|--------------|-------------|--|-----------|
| ID           | Paragraph   | Communication and Processing Group Prime Item Development Specification  | PIDS Link |
| CPG-2671     | 3.2.1.3.0-3 | (U) The CPG <b>shall</b> enable the operator to create, edit, save, and retrieve Mission Planning data to support JLENS operations in the absence of connectivity with HEU(FO) <b>b(3)</b>   | 305       |
| CPG-306      | 3.2.1.3.0-4 | (U) The CPG <b>shall</b> enable the operator to create, edit, save, and retrieve <b>b(3)</b> of Mission Planning data to include the following: <ul style="list-style-type: none"> <li>a. (U) mission designation/identification</li> <li>b. (U) airspace control measures (ACMs)</li> <li>c. (U) weapon control volumes (WCVs)</li> <li>d. (U) defended assets with priority</li> <li>e. (U) air defense elements with needed search coverage</li> <li>f. (U) areas of interest (AOI)</li> <li>g. (U) IFF mode selections and challenge controls</li> <li>h. (U) track category priorities in support of the mission</li> <li>i. (U) known hostile specific types</li> <li>j. (U) known friendly specific types</li> <li>k. (U) known neutral specific types</li> </ul> | 305       |
| CPG-319      | 3.2.1.3.0-6 | (U) The CPG <b>shall</b> display notification upon receipt of new or updated operational orders of the following types: <ul style="list-style-type: none"> <li>a. (U) Air Tasking Order (ATO)</li> <li>b. (U) Airspace Control Order (ACO)</li> <li>c. (U) Tactical Operations Data (TACOPDAT)</li> <li>d. (U) Battlefield Geometry</li> <li>e. (U) Operations Plan and/or Order Change (PLANORDCHG)</li> <li>f. (U) Order Message (ORDER)</li> </ul>  | 305       |
| CPG-326      | 3.2.1.3.0-7 | (U) The CPG <b>shall</b> display notification upon receipt of new or updated operational planning data containing the following data elements:   | 305       |

| UNCLASSIFIED |              |  |           |
|--------------|--------------|--|-----------|
| ID           | Paragraph    | Communication and Processing Group Prime Item Development Specification  | PIDS Link |
|              |              | a. (U) Operational Plan<br>b. (U) Air Defense Plan (ADP)<br>c. (U) Defended Asset List (DAL)<br>d. (U) Planning Periods<br>e. (U) Prioritized DAL (PDAL)<br>f. (U) Defense Designs<br>g. (U) Defensive Tasks<br>h. (U) Resources<br>i. (U) Assets<br>j. (U) Threats<br>k. (U) Units<br>l. (U) Validations  |           |
| CPG-339      | 3.2.1.3.0-8  | (U) The CPG <b>shall</b> alert the operator upon receipt of:<br>a. (U) Enemy Situational Awareness (ENSIT)<br>b. (U) Operational Tasking Data Links (OPTASKLINK)<br>c. (U) Commander's Situation Report (SITREP)<br>d. (U) Request for Information (RI)<br>e. (U) Response to Request for Information (RRI)<br>f. (U) Tactical Report (TACREP)   | 305       |
| CPG-346      | 3.2.1.3.0-9  | (U) The CPG <b>shall</b> enable the operator to select and load received operational planning data and orders required for the JLENS mission into the Mission Planning database.   | 305       |
| CPG-350      | 3.2.1.3.0-12 | (U) The CPG coverage analysis <b>shall</b> enable the operator to assess communication visibility based on terrain and relative antenna height above ground level.   | 305       |
| CPG-351      | 3.2.1.3.0-13 | (U) The CPG radar coverage analysis <b>shall</b> enable the operator to assess areas of coverage considering the following:<br>a. (U) Terrain <b>b(3)</b><br>b. (U) Radar type and planned altitude<br>c. (U) System is operating standalone or as part of an orbit supporting the same mission (FCS only)<br>d. <b>b(3)</b><br>e. (U) Multiple track altitudes<br>f. (U) Radar field of view adjusted for planned sectors | 305       |

| UNCLASSIFIED |                |  |           |
|--------------|----------------|--|-----------|
| ID           | Paragraph      | Communication and Processing Group Prime Item Development Specification  | PIDS Link |
|              |                | with radiation state and range<br><br>g. (U) Overlap with engagement zones of supported weapons                                  |           |
| CPG-403      | 3.2.1.5.1.0-2  | (U) The CPG shall send a selected mission profile <b>b(3)</b> to the radar upon operator command.                                | 2586      |
| CPG-2684     | 3.2.1.5.2.0-2  | (U) The SuS CPG shall provide controls to enable the operator to prevent radiation in specified azimuth sector.                  | 417       |
| CPG-2646     | 3.2.1.5.3.0-8  | (U) The FCS CPG shall require a separate operator override to perform a slew that conflicts with an engagement support plan.     | 435       |
| CPG-441      | 3.2.1.5.3.0-11 | (U) The FCS CPG shall manage radar tasks in accordance with the CPG assigned priorities.   | 2549      |
| CPG-2478     | 3.2.1.7.0-1    | <b>b(3)</b>  | 271       |
| CPG-2647     | 3.2.1.7.0-4    | <b>b(3)</b>  | 473       |
| CPG-2649     | 3.2.1.8.1.0-10 | (U) The CPG shall exchange <b>b(3)</b> in accordance with Reference [1] and set identification in accordance with Reference [2]. | 496       |
| CPG-2648     | 3.2.1.8.1.0-11 | (U) The CPG shall exchange <b>b(3)</b> in accordance with Reference [1] and set identification in accordance with Reference [2]. | 496       |
| CPG-512      | 3.2.1.8.2.0-7  | (U) The CPG shall alert the operator when a Mode 4 response of Valid or Mode 5 IFF response <b>b(3)</b>                          | 501       |
| CPG-2641     | 3.2.1.8.3.0-4  | (U) The CPG shall compare the summed weights with the maintained thresholds in order to support a Procedural Identification.     | 519       |

| UNCLASSIFIED |              |  |           |
|--------------|--------------|--|-----------|
| ID           | Paragraph    | Communication and Processing Group Prime Item Development Specification  | PIDS Link |
| CPG-523      | 3.2.1.9.0-2  | b(3)   | 2549      |
| CPG-524      | 3.2.1.9.0-3  | b(3)<br>a. b(3)<br>b. b(3)<br>c. b(3)<br>d. b(3)   | 2549      |
| CPG-529      | 3.2.1.9.0-4  | (U) The CPG shall assess and re-order track priority on a per track basis b(3)   | 2549      |
| CPG-530      | 3.2.1.9.0-5  | (U) The CPG shall enable the operator to override the relative priority of a precision track (air or space).   | 2549      |
| CPG-2653     | 3.2.1.10.0-7 | (U) The CPG shall enable the operator to cease track reporting on IBS for a designated track.  | 537       |
| CPG-2654     | 3.2.1.10.0-9 | (U) The CPG shall enable the operator b(3) regardless of filters, for a designated track.  | 538       |
| CPG-549      | 3.2.1.11.0-6 | (U) The CPG shall display an integrated track picture b(3) of the following types:<br>a. (U) air/space tracks<br>b. (U) surface/land tracks<br>c. (U) launch point estimates<br>d. (U) reference point tracks  | 542       |
| CPG-2475     | 3.2.1.11.0-7 | (U) The CPG shall differentiate the display of Embedded Trainer tracks (simulated) from non-simulated tracks in accordance with Reference [11].  | 542       |
| CPG-554      | 3.2.1.11.0-8 | (U) The CPG shall display track location information including position, speed, heading and altitude.  | 542       |
| CPG-555      | 3.2.1.11.0-9 | (U) The CPG shall enable the operator to filter the display of tracks by criteria to include:<br>a. (U) geographic areas of interest<br>b. (U) identity<br>c. (U) category (surface/land/air/space)<br>d. (U) platform<br>e. (U) source<br>f. (U) simulated track indication | 542       |

| UNCLASSIFIED |               |  |           |
|--------------|---------------|--|-----------|
| ID           | Paragraph     | Communication and Processing Group Prime Item Development Specification  | PIDS Link |
| CPG-562      | 3.2.1.11.0-10 | (U) The CPG <b>shall</b> enable the operator to filter the display of the simulated track symbol modifier.   | 542       |
| CPG-563      | 3.2.1.11.0-11 | (U) The CPG <b>shall</b> enable the operator to display correlated track numbers with their track symbol.  | 542       |
| CPG-564      | 3.2.1.11.0-12 | (U) The CPG <b>shall</b> enable the operator to display trails for all tracks and/or a subset of tracks using the selected trail length.   | 542       |
| CPG-565      | 3.2.1.11.0-13 | (U) The CPG <b>shall</b> enable the operator to select a trail display length for all tracks <b>b(3)</b>   | 542       |
| CPG-566      | 3.2.1.11.0-14 | (U) The CPG <b>shall</b> enable the operator to display the <b>b(3)</b> track's path.  | 542       |
| CPG-567      | 3.2.1.11.0-15 | (U) The CPG <b>shall</b> enable the operator to view current track amplification data on a selected track to include source track number mappings of correlated tracks.                              | 542       |
| CPG-2645     | 3.2.1.11.0-16 | (U) The CPG <b>shall</b> enable the operator to view current track amplification data on a selected track to include track identification and supporting data, including recommended ID.             | 567       |
| CPG-2644     | 3.2.1.11.0-17 | (U) The CPG <b>shall</b> enable the operator to view current track amplification data on a selected track to include track category, specific type, and platform type as well as supporting data.    | 567       |
| CPG-2498     | 3.2.1.11.0-18 | (U) The CPG <b>shall</b> enable the operator to view current track amplification data on a selected track to include contributing sources to CEC tracks.   | 542       |
| CPG-2499     | 3.2.1.11.0-19 | (U) The CPG <b>shall</b> enable the operator to view current track amplification data on a selected track which is determined by threat priority data, including threatened asset and time to asset. | 542       |
| CPG-573      | 3.2.1.11.0-20 | (U) The CPG <b>shall</b> enable the operator to query selectable display objects for attribute data.   | 542       |
| CPG-574      | 3.2.1.11.0-21 | (U) The CPG <b>shall</b> have a measurement reference (e.g., range rings, ruler, grid toggle) for items on the situational display.  | 542       |
| CPG-575      | 3.2.1.11.0-22 | (U) The CPG <b>shall</b> enable the operator to initiate a pointer exchange, including text, with external systems on Link-16/JRE.   | 542       |
| CPG-576      | 3.2.1.11.0-23 | (U) The CPG <b>shall</b> enable the operator to display and clear pointers received from external systems on Link-16/JRE.  | 542       |
| CPG-582      | 3.2.1.11.0-25 | (U) The CPG <b>shall</b> enable the operator to display the relative track priority list.  | 542       |
| CPG-583      | 3.2.1.11.0-26 | (U) The FCS CPG <b>shall</b> enable the operator to display an indication on the tracks for which engagement support is being provided by the FCR.   | 542       |
| CPG-584      | 3.2.1.11.0-27 | (U) The FCS CPG <b>shall</b> alert the operator when high priority tracks or tracks under engagement support will potentially exit the FCR track coverage.   | 542       |

| UNCLASSIFIED |               |   |           |
|--------------|---------------|---|-----------|
| ID           | Paragraph     | Communication and Processing Group Prime Item Development Specification   | PIDS Link |
| CPG-585      | 3.2.1.11.0-28 | (U) The FCS CPG shall display a list of currently supported engagements with engagement support plan data upon operator command.  | 542       |
| CPG-2451     | 3.2.1.11.0-29 | (U) The FCS CPG shall display and update the projected target flight path for the engagement timeline for targets that are planned for engagement support and targets that a supported engagement is ongoing.   | 542       |
| CPG-2674     | 3.2.1.12.0-2  | (U) Upon receipt of an Investigate, Shadow, and/or Precision Cue command from Link-16/JRE HEU(EO) for a track within the FOV of the radar, the FCS CPG shall initiate an FCR cued acquisition if the track in the command is not associated with a local track.   | 622       |
| CPG-617      | 3.2.1.12.0-3  | (U) The FCS CPG shall reject Shadow commands from the Link-16/JRE HEU(EO) with a Cannot Process indication when any of the following applies:<br><ul style="list-style-type: none"> <li>a. (U) radar is not in the tactical state</li> <li>b. (U) track in the command is not held in the system track database</li> <li>c. (U) track in the command is outside the radar FOV</li> <li>d. (U) track in the command is within the radar FOV but cannot be acquired [REDACTED] b(3)</li> <li>e. (U) track in the command is a ground or surface track.</li> </ul> | 622       |
| CPG-2677     | 3.2.1.12.0-4  | (U) The FCS CPG shall allow the operator to accept or reject a Shadow, Investigate and/or Precision Cue command if the following apply:<br><ul style="list-style-type: none"> <li>a. (U) the command was not automatically rejected [REDACTED] b(3)</li> <li>b. (U) auto accept is disabled.</li> </ul>   | 622       |
| CPG-2676     | 3.2.1.12.0-5  | (U) The FCS CPG shall automatically accept Shadow, Investigate, and/or Precision Cue commands if the following apply:<br><ul style="list-style-type: none"> <li>a. (U) the command was not automatically rejected [REDACTED] b(3)</li> <li>b. (U) auto accept is enabled.</li> </ul>  | 622       |
| CPG-2675     | 3.2.1.12.0-6  | (U) The FCS CPG shall reject Investigate commands from the Link-16/JRE HEU(EO) with a Cannot Process indication when any of the following applies:<br><ul style="list-style-type: none"> <li>a. (U) radar is not in the tactical state</li> <li>b. (U) track in the command is not held in the system track database</li> </ul>   | 622       |

| UNCLASSIFIED |               |  |           |
|--------------|---------------|--|-----------|
| ID           | Paragraph     | Communication and Processing Group Prime Item Development Specification  | PIDS Link |
|              |               | <ul style="list-style-type: none"> <li>c. (U) track in the command is outside the radar FOV</li> <li>d. (U) track in the command is within the radar FOV but cannot be acquired [REDACTED] b(3)</li> <li>e. (U) track in the command is a ground or surface track</li> <li>f. [REDACTED] b(3)</li> </ul>   |           |
| CPG-623      | 3.2.1.12.0-8  | (U) The FCS CPG shall indicate to the operator if the Link-16/JRE HEU(EO) Shadow or Investigate command is for a track that is outside the current field of view of the FCR. The operator has the responsibility to request FCR pointing adjustments.  | 622       |
| CPG-628      | 3.2.1.12.0-10 | (U) The CPG shall alert the operator if the Shadow, Investigate, and/or Precision Cue command was automatically rejected.  | 622       |
| CPG-629      | 3.2.1.12.0-11 | (U) Upon acceptance of the Investigate command, the FCS CPG shall perform the following: <ul style="list-style-type: none"> <li>a. (U) report acceptance of the command to the Link-16/JRE HEU(EO),</li> <li>b. (U) set the track priority in the CPG-Designated priority level,</li> <li>c. [REDACTED] b(3)</li> </ul> and <ul style="list-style-type: none"> <li>d. (U) command IFF interrogation on the track.</li> </ul> | 586       |
| CPG-2483     | 3.2.1.12.0-12 | (U) Upon acceptance of a Cease Engage command, for a Shadow and/or Investigate function, the FCS CPG shall perform the following: <ul style="list-style-type: none"> <li>a. (U) cancel [REDACTED] b(3) with the radar,</li> <li>b. (U) modify the track priority based on the prioritization logic, and</li> <li>c. (U) re-order the CPG [REDACTED] b(3) queues.</li> </ul>  | 622       |
| CPG-635      | 3.2.1.12.0-13 | (U) Upon rejection of a command from Link-16/JRE HEU(EO), the FCS CPG shall report that it Cannot Comply to the Link-16/JRE HEU(EO).   | 622       |
| CPG-2673     | 3.2.1.12.0-14 | (U) Upon acceptance of a Precision Cue command, the FCS CPG shall perform the following: <ul style="list-style-type: none"> <li>a. (U) report acceptance of the command to Link-16</li> <li>b. (U) set the track priority to Precision Cue within CPG Designated priority level.</li> </ul>  | 622       |
| CPG-2672     | 3.2.1.12.0-15 | (U) The FCS CPG shall automatically reject Precision Cue commands from the Link-16/JRE HEU(EO) with a Cannot Process   | 622       |

| UNCLASSIFIED |                 |  |           |
|--------------|-----------------|--|-----------|
| ID           | Paragraph       | Communication and Processing Group Prime Item Development Specification  | PIDS Link |
|              |                 | <p>indication when any of the following applies:</p> <ul style="list-style-type: none"> <li>a. (U) radar is not in the tactical state</li> <li>b. (U) track in the command is not held in the system track database</li> <li>c. (U) track in the command is outside the radar FOV</li> <li>d. (U) track in the command is within the radar FOV but cannot be acquired [REDACTED] b(3)</li> <li>e. (U) track in the command is a ground or surface track</li> <li>f. [REDACTED] b(3)</li> <li>g. [REDACTED] b(3)</li> </ul> |           |
| CPG-2404     | 3.2.1.13.1.0-2  | (U) The CPG shall have an engagement support interface to Link-16. Note: The interface is specified in Appendix B.   | 590       |
| CPG-2655     | 3.2.1.13.1.0-5  | (U) Upon receipt of a request for engagement support, the FCS CPG shall initiate an FCR cued acquisition if the track in the request is not maintained in the local track database and if the track is in the field of view of the FCR.  | 590       |
| CPG-593      | 3.2.1.13.1.0-6  | (U) If the cued acquisition of a non-locally held track does not result in a local track within the time period, in accordance with Reference [2a], the FCS CPG shall reject the engagement support request.   | 590       |
| CPG-594      | 3.2.1.13.1.0-7  | <p>(U) The FCS CPG shall automatically determine the ability to support individual engagements based on received engagement support requests. The ability to support engagements considers the following for the engagement timeline identified:</p> <ul style="list-style-type: none"> <li>a. (U) the track will remain in FCR coverage</li> <li>b. [REDACTED] b(3)</li> <li>c. (U) the accuracy of the track is sufficient for the weapon system request</li> <li>d. [REDACTED] b(3)</li> </ul>                          | 590       |
| CPG-599      | 3.2.1.13.1.0-8  | (U) Once the ability to support an engagement has been established, the FCS CPG shall automatically accept the request.  | 590       |
| CPG-600      | 3.2.1.13.1.0-9  | (U) The FCS CPG shall alert the operator and reject an engagement support request if the request cannot be supported by the FCR or communication resources and the requested track is of equal or lower priority than currently scheduled engagements.   | 590       |
| CPG-2599     | 3.2.1.13.1.0-10 | (U) The FCS CPG shall prioritize on-going engagements over future scheduled engagements. On-going engagements will not be pre-   | 590       |



| UNCLASSIFIED |                 |   |                   |
|--------------|-----------------|---|-------------------|
| ID           | Paragraph       | Communication and Processing Group Prime Item Development Specification   | PIDS Link         |
|              |                 | empted unless otherwise directed.   |                   |
| CPG-601      | 3.2.1.13.1.0-11 | (U) The FCS CPG <b>shall</b> provide an engagement support recommendation and alternatives when an engagement support request cannot be supported by the FCR or communication resources.  | 590               |
| CPG-608      | 3.2.1.13.1.0-13 | (U) The FCS CPG <b>shall</b> provide <b>b(3)</b> the operator to select from the engagement support recommendation and the alternatives.  | 590               |
| CPG-609      | 3.2.1.13.1.0-14 | (U) The FCS CPG <b>shall</b> perform the tasks corresponding to the operator accepted course of action or the timed out recommendation, whichever occurs first.   | 590               |
| CPG-610      | 3.2.1.13.1.0-15 | (U) The FCS CPG <b>shall</b> initiate a termination of engagement support for currently supported lower priority targets that were pre-empted by the acceptance of a higher-priority engagement.  | 590               |
| CPG-611      | 3.2.1.13.1.0-16 | (U) The FCS CPG <b>shall</b> send an acceptance offer <b>b(3)</b> for engagement support requests <b>b(3)</b> that the FCS will support. The acceptance offer will include the timeline that will be supported by the FCS.  | 590               |
| CPG-646      | 3.2.1.13.2.0-4  | (U) The CPG <b>shall</b> initiate an FCR cued acquisition of the interceptor using received state vectors in accordance with the Engagement Support Plan. The Engagement Support Plan includes whether or not interceptor tracking is necessary.  | 644               |
| CPG-652      | 3.2.1.13.3.0-2  | (U) The CPG <b>shall</b> allow the operator to select an engagement and manually terminate support for the engagement.  | 653               |
| CPG-2658     | 3.2.1.13.3.0-5  | (U) The CPG <b>shall</b> notify the operator upon termination of engagement support.  | 654               |
| CPG-666      | 3.2.1.14.0-5    | (U) The CPG assessment of operational health <b>shall</b> result in one of the following determinations:<br><ul style="list-style-type: none"> <li>a. (U) Item is Off or has been disabled,</li> <li>b. (U) No statement due to incomplete or invalid information,</li> <li>c. (U) Item is on and fully Operational,</li> <li>d. (U) Item is on and is Degraded due to loss of capabilities, but can support mission or</li> <li>e. (U) Item is Failed and cannot support the mission.</li> </ul> (U) Note: Items include ABCS, MIDS, CEC, <b>b3</b> MBMMRs, HF radio, the associated radar, and the associated platform. | 657<br>658<br>665 |
| CPG-672      | 3.2.1.14.0-6    | (U) The CPG assessments of operating condition <b>shall</b> result in one of the following determinations:<br><ul style="list-style-type: none"> <li>a. (U) Item is Off or has been disabled,</li> <li>b. (U) Item is Initializing,</li> </ul>  | 657<br>658<br>665 |

| UNCLASSIFIED |                    |  |              |
|--------------|--------------------|--|--------------|
| ID           | Paragraph          | Communication and Processing Group Prime Item Development Specification  | PIDS Link    |
|              |                    | <p>c. (U) Item has been initialized and is Configuring,</p> <p>d. (U) Item has been configured and in Standby-Ready (i.e., Configuration Mode), but is Ready to become operational (Standby-Ready), or</p> <p>e. (U) Item has been commanded into Operation (i.e., Tactical Mode) and is executing the mission.</p> <p>(U) Note: Items include MIDS, CEC, b(3), MBMMRs, HF radio, the associated radar, and the associated platform.</p>   |              |
| CPG-2685     | 3.2.1.14.0-17      | (U) The CPG shall enable the operator to access radar system hardware configuration data.  | 657          |
| CPG-2660     | 3.2.1.15.0-18      | <p>(U) The CPG shall allow a qualified operator to:</p> <p>a. (U) select the recorded voice communications to archive</p> <p>b. (U) select the recorded voice communications to playback.</p>  | 2610<br>2611 |
| CPG-2659     | 3.2.1.15.0-19      | (U) The CPG shall selectively archive b(3) of recorded voice communications to removable media.  | 2610         |
| CPG-2678     | 3.2.1.16.1.0-13    | (U) The CPG shall enable the operator to exit Embedded Training operations and switch to live operations with a single action.   | 732          |
| CPG-2683     | 3.2.1.16.1.0-14    | (U) The CPG shall, under operator control, record mission operator GUI actions during embedded tactical training sessions.   | 732          |
| CPG-2682     | 3.2.1.16.1.0-15    | (U) The CPG shall, under operator control, provide playback of recorded embedded tactical training sessions.   | 732          |
| CPG-2679     | 3.2.1.16.2.0-3.0-1 | <p>(U) In the standalone sim-over-live mode, CPG shall</p> <p>a. (U) enable each operator to select whether to interact with the live or simulated radar (Note: The simulated radar uses the same mission profile as the live radar. A mission profile is controlled by the live radar.)</p> <p>b. (U) enable each operator to select to view sim-only, live only, or both sim and live data,</p> <p>c. (U) ensure that at least one operator select live only or sim and live data,</p> <p>d. (U) from the operators who satisfy (c), ensure that at least one operator select to interact with the live radar,</p> <p>e. (U) if no operator selects the simulated radar, the simulated radar is slaved to the live radar</p> <p>f. (U) prevent an operator viewing sim-only to interact with live comms or the live radar, and</p> <p>f. (U) provide an indication of the radar type with which the operator is interacting.</p> | 733          |

| <b>UNCLASSIFIED</b> |                    |  |                  |
|---------------------|--------------------|--|------------------|
| <b>ID</b>           | <b>Paragraph</b>   | <b>Communication and Processing Group Prime Item Development Specification</b>         | <b>PIDS Link</b> |
| CPG-2642            | 3.2.1.16.4.0-1.0-1 | (U) The CPG shall have storage and access for [REDACTED] b(3) training scenarios.      | 752              |
| CPG-2663            | 3.2.1.18.1.0-2     | (U) The CPG shall support tactical chat capability [REDACTED] b(3) [REDACTED]          | 783              |
| CPG-786             | 3.2.1.18.2.0-1     | (U) The CPG shall configure the Black LAN upon operator request.                       | 348              |
| CPG-787             | 3.2.1.18.2.0-2     | (U) The CPG shall configure the Red LAN upon operator request.                         | 348              |
| CPG-2686            | 3.2.2.1.0-1.0-1    | [REDACTED] b(3) [REDACTED]   | 815              |
| CPG-864             | 3.2.3.2.0-6        | (U) The CPG main power shall be switched by the CCS, DPS, and SPS main power switches. | 862              |
| <b>UNCLASSIFIED</b> |                    |  |                  |



JOINT LAND ATTACK CRUISE MISSILE DEFENSE ELEVATED NETTED  
SENSOR SYSTEM (JLENS)  
COMMUNICATION AND PROCESSING GROUP (CPG) PRIME ITEM  
DEVELOPMENT SPECIFICATION (PIDS), APPENDIX B

Raytheon Contract No. DASG60-98-C-0001 CLIN00018 B009

b(7)(c)

CAGE CODE: 49956  
DOCUMENT NUMBER: H377785-Appendix B Rev K

Prepared by:  
Raytheon Company  
Integrated Defense Systems  
350 Lowell St.  
Andover, Massachusetts, 01810

This data was developed pursuant to Contract Number DASG60-98-C-0001 with the US Government. The US Government's rights in and to this copyrighted data are as specified in DFARS 252.227-7013 which was made a part of the above contract.

Copyright © 2009 2010 Raytheon Company  
ALL RIGHTS RESERVED

~~DISTRIBUTION STATEMENT F—Further dissemination only as directed by the Cruise Missile Defense Systems Project Office, SFAE MSLS CMDS PE CM, Redstone Arsenal, AL 35898-5000, 24 March 2000~~

~~WARNING—This document contains technical data whose export is restricted by the Arms Export Control Act (Title 22, U.S.C., Sec 2751 et seq.) or the Export Administration Act of 1979, as amended, Title 50, U.S.C., app 2401 et seq. Violation of these export laws are subject to severe criminal penalties. Disseminate in accordance with provisions of DOD Directive 5230.25.~~

~~DESTRUCTION NOTICE—For classified documents, follow the procedures in DOD 5220.22 M, National Industrial Security Program Operating Manual (NISPOM), Chapter 5, Section 7, or DOD 5200.1-R, Information Security Program Regulation, Chapter IX. For unclassified, limited documents, destroy by any method that will prevent disclosure of contents or reconstruction of the document.~~

**DISCLAIMER:** For ease of publication all pages are marked with the highest level of classification of the document, individual portions are classified as marked.

**REVISION HISTORY**

| <b>UNCLASSIFIED</b> |                      |             |  |
|---------------------|----------------------|-------------|--|
| <b>Revision</b>     | <b>Authorization</b> | <b>Date</b> | <b>Description</b>                                   |
| Rev A               | ED 6120442           | 08/24/07    | Classified Appendix to CPG PIDS –<br>Initial release |
| Rev B               | CN 7029373           | 10/19/07    | Classified Appendix to CPG PIDS –<br>Revision B      |
| Rev C               | CN 7030862           | 12/21/07    | Classified Appendix to CPG PIDS –<br>Revision C      |
| Rev D               | CN 7036160           | 08/25/08    | Classified Appendix to CPG PIDS –<br>Revision D      |
| Rev E               | CN 7037867           | 11/03/08    | Classified Appendix to CPG PIDS –<br>Revision E      |
| Rev F               | CN 7040783           | 04/06/2009  | Classified Appendix to CPG PIDS –<br>Revision F      |
| Rev G               | CN 7040788           | 04/06/2009  | Classified Appendix to CPG PIDS –<br>Revision G      |
| Rev H               | CN 7043476           | 08/05/2009  | Classified Appendix to CPG PIDS –<br>Revision H      |
| Rev J               | CN 7044882           | 10/15/2009  | Classified Appendix to CPG PIDS –<br>Revision J      |
| Rev K               | CN 7051744           | 01/26/2010  | Classified Appendix to CPG PIDS –<br>Revision K      |
| <b>UNCLASSIFIED</b> |                      |             |  |

**TABLE OF CONTENTS**

**B.0 (U) APPENDIX B ..... ERROR! BOOKMARK NOT DEFINED.**

**B.0 (U) APPLICABLE DOCUMENTS ..... ERROR! BOOKMARK NOT DEFINED.**

**B.0.1 (U) GOVERNMENT DOCUMENTS ..... ERROR! BOOKMARK NOT DEFINED.**

**B.0.1 (U) NON-GOVERNMENT DOCUMENTS ..... ERROR! BOOKMARK NOT DEFINED.**

**B.0 (U) REQUIREMENTS ..... ERROR! BOOKMARK NOT DEFINED.**

**B.4.1 (U) REQUIREMENTS VERIFICATION ..... ERROR! BOOKMARK NOT DEFINED.**

**B.6.1 (U) ACRONYM LIST ..... 6**

**B.6.2 (U) GLOSSARY ..... 7**

**B.6.3 (U) REQUIREMENTS ALLOCATION MATRIX ..... 8**

**B.6.4 (U) SYSTEM SPECIFICATION TRACEABILITY MATRIX ..... 11**

**B (U) APPENDIX B**

**B.2 (U) APPLICABLE DOCUMENTS**

**B.2.1 (U) GOVERNMENT DOCUMENTS**

(U) The following Government specifications, standards, and handbooks form a part of this document to the extent specified herein.

| UNCLASSIFIED |  |
|--------------|--|
| <b>b(3)</b>  | <b>b(3)</b>  |
| <b>b(3)</b>  | <b>b(3)</b>  |
| <b>b(3)</b>  | <b>b(3)</b>  |
| <b>b(3)</b>  | <b>b(3)</b>  |
| [19] H381794 | Joint Land Attack Cruise Missile Defense Elevated Netted Sensor (JLENS) System Specification (A-Specification) |
| UNCLASSIFIED |  |

**B.2.2 (U) NON-GOVERNMENT DOCUMENTS**

(U) The following non-Government specifications, standards, and handbooks form a part of this document to the extent specified herein.

| UNCLASSIFIED          |   |
|-----------------------|---|
| [100] ANSI Z535.1     | Safety Color Code   |
| [101] ANSI Z535.2     | Environmental and Facility Safety Signs   |
| [102] ANSI Z535.3     | Criteria for Safety Symbols   |
| [103] ANSI Z535.4     | Product Safety Signs and Labels   |
| [104] ANSI Z535.5     | Accident Prevention Tags (for Temporary Hazards)  |
| [105] ANSI-HFE-100    |   |
| [106] IEEE C95.1-2005 | Standard for Safety Levels with Respect to Human Exposure to Radio Frequency Electromagnetic Fields, 3kHz to 30 GHz |
| [107] NFPA-780        | Standard for the Installation of Lightning Protection Systems, 2004 Edition   |
| UNCLASSIFIED          |   |

**(U) REQUIREMENTS**

**B.3.2.1.1 (U) General Operations**

b(1)

b(1)

**B.3.2.1.6.1 (U) General Track Maintenance**

**B.3.2.1.7 (U) Air Platform Type and Air Specific Type**

b(1)

- a. b(1)
- b. b(1)

b(1)

b(1)

b(1)

b(1)

b(1)

**B.3.2.1.10 (U) Track Reporting**

b(1)

b(1)

**B.3.2.1.12.1 (U) Request for Support**

b(1)

b(1)

b(1)



B.3.2.5.2.6

b(3)

[Redacted] b(1)

a. [Redacted] b(1)

b. [Redacted] b(1)

c. [Redacted] b(1)

d. [Redacted] b(1)

e. [Redacted] b(1)

f. [Redacted] b(1)

g. [Redacted] b(1)

[Redacted] b(1)

B.4.1 (U) REQUIREMENTS VERIFICATION MATRIX

(U) Requirements Verification Matrix (RVM)

| SECRET/NOFORN |                      |                     |            |
|---------------|----------------------|---------------------|------------|
| ID            | CPG PIDS, Appendix B | Verification Method | Level      |
| CPGX-2813     | b(1)                 | A                   | Prime Item |
| CPGX-778      | b(1)                 | A                   | Prime Item |
| CPGX-5601     | b(1)                 | T                   |            |
| CPGX-6012     | b(1)                 | D                   |            |
| CPGX-6013     | b(1)                 | D                   |            |
| CPGX-6014     | b(1)                 | D                   |            |
| CPGX-6016     | b(1)                 | D                   |            |
| CPGX-6015     | b(1)                 | D                   |            |
| CPGX-5569     | b(1)                 | T                   | Prime Item |
| CPGX-5570     | b(1)                 | T                   | Prime Item |
| CPGX-385      | b(1)                 | T                   | Prime Item |

| SECRET/NOFORN |                      |                     |            |
|---------------|----------------------|---------------------|------------|
| ID            | CPG PIDS, Appendix B | Verification Method | Level      |
| CPGX-6022     | b(1)                 | T                   |            |
| CPGX-6021     | b(1)                 | T                   |            |
| CPGX-2924     | b(1)                 | A                   | Prime Item |
| CPGX-6008     | b(1)                 | A, T                |            |

SECRET/NOFORN

**B.6.1 (U) ACRONYM LIST**

| <b>SECRET/NOFORN</b> |                   |
|----------------------|-------------------|
| <b>Acronym</b>       | <b>Definition</b> |
| <b>b(3)</b>          | <b>b(3)</b>       |
| <b>b(1)</b>          | <b>b(1)</b>       |
| <b>b(1)</b>          | <b>b(1)</b>       |
| <b>b(1)</b>          | <b>b(1)</b>       |
| <b>b(3)</b>          | <b>b(3)</b>       |
| <b>SECRET/NOFORN</b> |                   |

**B.6.2 (U) GLOSSARY**

| <b>SECRET</b>    |                   |
|------------------|-------------------|
| <b>Term</b>      | <b>Definition</b> |
| (U) System Abort | <b>b(1)</b>       |
|                  | <b>b(1)</b>       |
|                  | <b>b(3)</b>       |
| <b>SECRET</b>    |                   |

**B.6.3 (U) REQUIREMENTS ALLOCATION MATRIX**

*(U) Requirements Allocation Matrix with Safety Assessment*

| SECRET//NOFORN |                 |                      |               |               |   |        |
|----------------|-----------------|----------------------|---------------|---------------|---|--------|
| ID             | Paragraph       | CPG PIDS, Appendix B | HW Allocation | SW Allocation | SW Build                                      | Safety |
| CPGX-2813      | 0-1.0-2.0-1.0-1 | b(1)                 | CCP           |               | Build 3                                       | SR     |
| CPGX-778       | 0-1.0-2.0-1.0-2 | b(1)                 | CCP           |               | Build 3                                       | N      |
| CPGX-5601      | 0-1.0-2.0-3.0-1 | b(1)                 |               | MO            | Build 3b<br>Link-16,<br>CEC<br>Build 4<br>JRE | N      |
| CPGX-6012      | 0-1.0-2.0-3.0-2 | b(1)                 |               | MO            | Build 3b                                      | N      |
| CPGX-6013      | 0-1.0-2.0-3.0-3 | b(1)                 |               | MO            | Build 3b                                      | N      |
| CPGX-6014      | 0-1.0-2.0-3.0-4 | b(1)                 |               | MO            | Build 3b                                      | N      |
| CPGX-6016      | 0-1.0-2.0-3.0-5 | b(1)                 |               | MO            | Build 4<br>JRE                                | N      |

| SECRET / NOFORN |                 |                      |               |               |          |        |
|-----------------|-----------------|----------------------|---------------|---------------|----------|--------|
| ID              | Paragraph       | CPG PIDS, Appendix B | HW Allocation | SW Allocation | SW Build | Safety |
| CPGX-6015       | 0-1.0-2.0-3.0-6 | b(1)                 |               | MO            | Build 4  | N      |
| CPGX-5569       | 0-1.0-2.0-4.0-1 | b(1)                 | CCP           | MO            | Build 3b | N      |
| CPGX-5570       | 0-1.0-2.0-4.0-2 | b(1)                 | CCP           | MO            | Build 3b | N      |
| CPGX-385        | 0-1.0-2.0-5.0-1 | b(1)                 |               | MO            | Build 3b | N      |
| CPGX-6022       | 0-1.0-2.0-5.0-2 | b(1)                 |               | MO            | Build 4  | N      |
| CPGX-6021       | 0-1.0-2.0-5.0-3 | b(1)                 |               | MO            | Build 3b | N      |
| CPGX-2924       | 0-1.0-2.0-7.0-1 | b(1)                 | CCP           |               |          | N      |

| SECRET / NOFORN |                 |                      |   |               |          |        |
|-----------------|-----------------|----------------------|---|---------------|----------|--------|
| ID              | Paragraph       | CPG PIDS, Appendix B | HW Allocation                           | SW Allocation | SW Build | Safety |
|                 |                 | b(1)                 |   |               |          |        |
| CPGX-6008       | 0-1.0-2.0-7.0-2 | b(1)                 | CCCS,<br>CCCE,<br>CDSS,<br>CDSE,<br>CCP |               |          | N      |
| SECRET / NOFORN |                 |                      |   |               |          |        |

000933



**B.6.4 (U) SYSTEM SPECIFICATION TRACEABILITY MATRIX**

*(U) System Specification Traceability Matrix*

| SECRET/NOFORN |                   |   |  |                 |  |               |
|---------------|-------------------|---|--|-----------------|--|---------------|
| ID            | Object Number     | Dec. 4, 2009 - JLENS A-Specification (S/NF)   | CPG PIDS Object ID                       | App B Object ID | CPG PIDS Section   | App B Section |
| A-15          | 3.2.1.1.1.1.0-1   | (U) The Surveillance System shall be designed for land-based operations on a prepared site, see 6.2.  | CPG-268                                  |                 | 3.2.1.1.0-1  |               |
| A-24          | 3.2.1.1.1.1.0-2   | (U) The Fire Control System shall be designed for land-based operations on a prepared site, see 6.2.  | CPG-268                                  |                 | 3.2.1.1.0-1  |               |
| A-17          | 3.2.1.1.1.1.2.0-1 | b(3)  | CPG-269                                  |                 | 3.2.1.1.0-2  |               |
| A-26          | 3.2.1.1.1.1.2.0-2 | b(3)  | CPG-269                                  |                 | 3.2.1.1.0-2  |               |
| A-19          | 3.2.1.1.1.1.3.0-1 | (U) The Surveillance System shall be operable as a stand-alone sensor system, where stand-alone means that there need not be a JLENS Fire Control System. | CPG-270                                  |                 | 3.2.1.1.0-3  |               |
| A-28          | 3.2.1.1.1.1.3.0-2 | (U) The Fire Control System shall be operable as a stand-alone sensor system, where stand-alone means that there need not be a JLENS Surveillance System. | CPG-270                                  |                 | 3.2.1.1.0-3  |               |
| A-137         | 3.2.1.2.2.2.0-1   | b(3)  | CPG-349<br>CPG-757<br>CPG-808<br>CPG-812 |                 | 3.2.1.3.0-11<br>3.2.1.17.0-3<br>3.2.1.18.6.0-1<br>3.2.1.18.6.0-2 |               |

| SECRET/NOFORN |                     |   |  |                 |  |               |
|---------------|---------------------|---|--|-----------------|--|---------------|
| ID            | Object Number       | Dec. 4, 2009 - JLENS A-Specification (S/NF)   | CPG PIDS Object ID                       | App B Object ID | CPG PIDS Section   | App B Section |
| A-1711        | 3.2.1.2.2.5.0-1     | (U) The Surveillance System shall implement priorities defined in the mission profile.  | CPG-271<br>CPG-2617                      |                 | 3.2.1.1.0-4<br>3.2.1.3.0-14  |               |
| A-71          | 3.2.1.2.2.6.1.0-1   | b(1)  | CPG-504<br>CPG-505<br>CPG-2469           |                 | 3.2.1.8.2.0-5<br>3.2.1.8.2.0-6<br>3.2.1.4.2.0-4                    |               |
| A-78          | 3.2.1.2.2.7.1.0-1   | (U) The Surveillance System shall incorporate a GPS-aided inertial navigation system for automatic positioning, orientation determination and data alignment / registration, see 6.2. | CPG-798<br>CPG-801<br>CPG-2469           |                 | 3.2.1.18.4.0-1<br>3.2.1.18.4.0-4<br>3.2.1.4.2.0-4                  |               |
| A-82          | 3.2.1.2.2.7.2.1.0-1 | b(3)  | CPG-802                                  |                 | 3.2.1.18.4.0-5   |               |
| A-88          | 3.2.1.2.2.7.2.3.0-1 | b(3)  | CPG-798<br>CPG-799<br>CPG-800<br>CPG-829 |                 | 3.2.1.18.4.0-1<br>3.2.1.18.4.0-2<br>3.2.1.18.4.0-3<br>3.2.2.2.0-16 |               |
| A-128         | 3.2.1.2.3.1.0-1     | (U) The Surveillance System, upon power application, shall automatically initialize to a point where it can accept configuration commands.  | CPG-291<br>CPG-292<br>CPG-300<br>CPG-301 |                 | 3.2.1.2.0-2<br>3.2.1.2.0-3<br>3.2.1.2.0-8<br>3.2.1.2.0-9           |               |
| A-131         | 3.2.1.2.3.2.0-2     | b(3)  | CPG-413                                  |                 | 3.2.1.5.1.0-10   |               |

| SECRET/NOFORN |                  |   |   |                 |  |               |
|---------------|------------------|---|---|-----------------|--|---------------|
| ID            | Object Number    | Dec. 4, 2009 - JLENS A-Specification (S/NF)   | CPG PIDS Object ID                          | App B Object ID | CPG PIDS Section   | App B Section |
|               |                  |   | CPG-414<br>CPG-2617                         |                 | 3.2.1.5.1.0-11<br>3.2.1.3.0-14                                   |               |
| A-10309       | 3.2.1.2.3.4.0-1  | b(3)  | CPG-385<br>CPG-2493<br>CPG-2494<br>CPG-2496 |                 | 3.2.1.4.1.0-4<br>3.2.1.4.1.0-5<br>3.2.1.4.1.0-6<br>3.2.1.4.1.0-7 |               |
| A-178         | 3.2.1.2.3.8.0-1  | b(3)  | CPG-533<br>CPG-534<br>CPG-535<br>CPG-536    |                 | 3.2.1.10.0-2<br>3.2.1.10.0-3<br>3.2.1.10.0-4<br>3.2.1.10.0-5     |               |
| A-391         | 3.2.1.2.3.11.0-1 | (U) The Surveillance System shall incorporate an emission control (EMCON) capability which reduces all radiated energy in compliance with MIL-STD-464A, Section titled <i>Emission control (EMCON)</i> , see Appendix H, b(3) | CPG-408<br>CPG-410<br>CPG-2395<br>CPG-2586  |                 | 3.2.1.5.1.0-7<br>3.2.1.5.1.0-8<br>3.2.1.5.1.0-9<br>3.2.1.5.1.0-1 |               |
| A-10312       | 3.2.1.2.3.11.0-2 | (U) The Surveillance System shall incorporate an emission control (EMCON) capability which can be deactivated b(3)  | CPG-384<br>CPG-408<br>CPG-2586              |                 | 3.2.1.4.1.0-3<br>3.2.1.5.1.0-7<br>3.2.1.5.1.0-1                  |               |
| A-667         | 3.2.1.2.3.13.0-1 | (U) Ground-based processors in the Surveillance System shall employ an UPS to support orderly shutdown so they can be restarted, preserving the integrity, see 6.2, of the databases.   | CPG-863                                     |                 | 3.2.3.2.0-5  |               |
| A-669         | 3.2.1.2.3.14.0-1 | (U) The Surveillance System, with the exception of the signal processor, shall be designed such that there is an inherent 50% reserve, see 6.2, computer memory and computer throughput for data processing.                  | CPG-1185                                    |                 | 3.3.7.0-1  |               |

| SECRET/NOFORN |                     |   |  |                 |   |               |
|---------------|---------------------|---|--|-----------------|---|---------------|
| ID            | Object Number       | Dec. 4, 2009 - JLENS A-Specification (S/NF)   | CPG PIDS Object ID   | App B Object ID | CPG PIDS Section  | App B Section |
| A-193         | 3.2.1.2.3.15.4.0-1  | (U) The Surveillance System shall continuously record intercom, tactical and CCS voice communications for 12 hours.   | CPG-2611   |                 | 3.2.1.15.0-16   |               |
| A-1356        | 3.2.1.2.3.15.5.0-1  | (U) The Surveillance System shall provide a selective voice playback capability through existing organic workstations.  | CPG-2610   |                 | 3.2.1.15.0-17   |               |
| A-685         | 3.2.1.2.3.15.6.0-1  | (U) The Surveillance System shall be designed such that all classified data storage media including floppy disks, hard disks, compact disks, and tapes are easily removed from the computer with the use of standard tools or standard equipment. | CPG-1191   |                 | 3.3.7.1.0-2   |               |
| A-688         | 3.2.1.2.3.15.7.0-1  | (U) The Surveillance System shall provide non-volatile data storage devices with removable media.   | CPG-1190   |                 | 3.3.7.1.0-1   |               |
| A-694         | 3.2.1.2.3.15.8.0-1  | (U) The Surveillance System shall continuously record organic weather data for NLT 12 hours.  | CPG-2396   |                 | 3.2.1.15.0-3  |               |
| A-191         | 3.2.1.2.3.15.9.0-1  | (U) The Surveillance System shall provide selective data retrieval, report formatting, and report generation via an interactive operator interface.   | CPG-2412   |                 | 3.2.1.15.0-13   |               |
| A-192         | 3.2.1.2.3.15.10.0-1 | (U) The Surveillance System shall provide recorded data archival via an interactive operator interface for post mission analysis.   | CPG-2413   |                 | 3.2.1.15.0-14   |               |
| A-127         | 3.2.1.2.5.1.1.0-1   | <b>b(3)</b>   | CPG-305<br>CPG-360<br>CPG-765<br>CPG-770<br>CPG-2607<br>CPG-2608<br>CPG-2609<br>CPG-2617<br>CPG-2643 |                 | 3.2.1.3.0-2<br>3.2.1.3.0-17<br>3.2.1.17.0-8<br>3.2.1.17.0-9<br>3.2.1.3.0-19<br>3.2.1.3.0-18<br>3.2.1.3.0-17.0-1<br>3.2.1.3.0-14<br>3.2.1.3.0-20 |               |

| SECRET/NOFORN |                   |   |                    |                 |                  |               |
|---------------|-------------------|---|--------------------|-----------------|------------------|---------------|
| ID            | Object Number     | Dec. 4, 2009 - JLENS A-Specification (S/NF)   | CPG PIDS Object ID | App B Object ID | CPG PIDS Section | App B Section |
| A-2219        | 3.2.1.2.5.1.2.0-1 | b(3)  | CPG-360            |                 | 3.2.1.3.0-17     |               |
|               |                   |   | CPG-2607           |                 | 3.2.1.3.0-19     |               |
|               |                   |   | CPG-2608           |                 | 3.2.1.3.0-18     |               |
|               |                   |   | CPG-2609           |                 | 3.2.1.3.0-17.0-1 |               |
|               |                   |   | CPG-2617           |                 | 3.2.1.3.0-14     |               |
|               |                   |   | CPG-2643           |                 | 3.2.1.3.0-20     |               |
| A-1841        | 3.2.1.2.5.1.3.0-1 | b(3)  | CPG-2586           |                 | 3.2.1.5.1.0-1    |               |
| A-1644        | 3.2.1.2.5.1.4.0-1 | b(3)  | CPG-360            |                 | 3.2.1.3.0-17     |               |
|               |                   |   | CPG-577            |                 | 3.2.1.11.0-24    |               |
|               |                   |   | CPG-2607           |                 | 3.2.1.3.0-19     |               |
|               |                   |   | CPG-2608           |                 | 3.2.1.3.0-18     |               |
|               |                   |   | CPG-2609           |                 | 3.2.1.3.0-17.0-1 |               |
|               |                   |   | CPG-2643           |                 | 3.2.1.3.0-20     |               |
| A-6302        | 3.2.1.2.5.1.5.0-1 | b(3)  | CPG-417            |                 | 3.2.1.5.2.0-1    |               |
| A-2217        | 3.2.1.2.5.2.0-1   | (U) The Surveillance System shall operate automatically upon operator command using mission profile parameters.             | CPG-271            |                 | 3.2.1.1.0-4      |               |
| A-2218        | 3.2.1.2.5.2.0-2   | (U) The Surveillance System shall notify operators of conflicts in the automatic operation that need operator intervention. | CPG-281            |                 | 3.2.1.1.0-5      |               |
|               |                   |   | CPG-475            |                 | 3.2.1.7.0-6      |               |
|               |                   |   | CPG-488            |                 | 3.2.1.8.1.0-5    |               |
|               |                   |   |                    |                 | 3.2.1.8.1.0-     |               |

| SECRET/NOFORN |                 |  |   |                 |   |               |
|---------------|-----------------|--|---|-----------------|---|---------------|
| ID            | Object Number   | Dec. 4, 2009 - JLENS A-Specification (S/NF)  | CPG PIDS Object ID  | App B Object ID | CPG PIDS Section  | App B Section |
|               |                 |  | CPG-498   |                 | 13  |               |
| A-1720        | 3.2.1.2.5.3.0-1 | b(3)   | CPG-385<br>CPG-2493<br>CPG-2494<br>CPG-2496   |                 | 3.2.1.4.1.0-4<br>3.2.1.4.1.0-5<br>3.2.1.4.1.0-6<br>3.2.1.4.1.0-7  |               |
| A-129         | 3.2.1.2.5.4.0-1 | (U) The Surveillance System configuration shall allow for manual update, see 6.2.  | CPG-391   |                 | 3.2.1.4.1.0-8   |               |
| A-691         | 3.2.1.2.5.5.0-1 | (U) The Surveillance System shall have manual controls for selecting data recording details in addition to the automatic level, see 3.2.1.2.3.13 <i>Data Recording</i> . | CPG-718<br>CPG-2471<br>CPG-2472   |                 | 3.2.1.15.0-10<br>3.2.1.15.0-8<br>3.2.1.15.0-9   |               |
| A-2291        | 3.2.1.2.5.6.0-1 | b(3)   | CPG-587   |                 | 3.2.1.11.0-31   |               |
| A-2292        | 3.2.1.2.5.6.0-2 | b(3)   | CPG-504   |                 | 3.2.1.8.2.0-5   |               |
| A-1725        | 3.2.1.2.5.7.0-1 | b(3)   | CPG-392<br>CPG-831<br>CPG-832<br>CPG-833<br>CPG-842<br>CPG-843<br>CPG-879<br>CPG-880<br>CPG-881 |                 | 3.2.1.4.1.0-9<br>3.2.2.2.0-18<br>3.2.2.2.0-19<br>3.2.2.2.0-20<br>3.2.2.3.0-4<br>3.2.2.3.0-5<br>3.2.3.3.0-13<br>3.2.3.3.0-14<br>3.2.3.3.0-15 |               |

000939

| SECRET/NOFORN |                    |   |  |                 |  |               |
|---------------|--------------------|---|--|-----------------|--|---------------|
| ID            | Object Number      | Dec. 4, 2009 - JLENS A-Specification (S/NF)   | CPG PIDS Object ID   | App B Object ID | CPG PIDS Section   | App B Section |
|               |                    |   | CPG-882  |                 | 3.2.3.3.0-16   |               |
| A-1316        | 3.2.1.2.5.7.0-2    | b(3)  | CPG-318<br>CPG-826   |                 | 3.2.1.3.0-5<br>3.2.2.2.0-13  |               |
| A-1726        | 3.2.1.2.5.8.0-1    | b(3)  | CPG-393<br>CPG-831<br>CPG-832<br>CPG-833<br>CPG-842<br>CPG-843 |                 | 3.2.1.4.1.0-10<br>3.2.2.2.0-18<br>3.2.2.2.0-19<br>3.2.2.2.0-20<br>3.2.2.3.0-4<br>3.2.2.3.0-5 |               |
| A-1335        | 3.2.1.2.5.10.0-1   | b(3)  | CPG-318<br>CPG-824<br>CPG-825<br>CPG-826                       |                 | 3.2.1.3.0-5<br>3.2.2.2.0-11<br>3.2.2.2.0-12<br>3.2.2.2.0-13                                  |               |
| A-1803        | 3.2.1.2.5.11.0-1   | (U) The Surveillance System shall provide computer and network equipment to host software for use to perform military administrative, personnel, and logistics functions. This computer equipment can be in addition to the processing required for JLENS operations. | CPG-348  |                 | 3.2.1.3.0-10   |               |
| A-1324        | 3.2.1.2.5.12.1.0-1 | b(3)  | CPG-395<br>CPG-396   |                 | 3.2.1.4.2.0-1<br>3.2.1.4.2.0-2   |               |

| SECRET/NOFORN |                    |   |   |                 |   |               |
|---------------|--------------------|---|---|-----------------|---|---------------|
| ID            | Object Number      | Dec. 4, 2009 - JLENS A-Specification (S/NF) | CPG PIDS Object ID  | App B Object ID | CPG PIDS Section  | App B Section |
|               |                    |   | CPG-397<br>CPG-843<br>CPG-849<br>CPG-851<br>CPG-852<br>CPG-2469           |                 | 3.2.1.4.2.0-3<br>3.2.2.3.0-5<br>3.2.2.3.0-6<br>3.2.2.3.0-7<br>3.2.2.3.0-8<br>3.2.1.4.2.0-4                  |               |
| A-1326        | 3.2.1.2.5.12.2.0-1 | b(3)  | CPG-395<br>CPG-396<br>CPG-397<br>CPG-841<br>CPG-843<br>CPG-851<br>CPG-852 |                 | 3.2.1.4.2.0-1<br>3.2.1.4.2.0-2<br>3.2.1.4.2.0-3<br>3.2.2.3.0-3<br>3.2.2.3.0-5<br>3.2.2.3.0-7<br>3.2.2.3.0-8 |               |
| A-1329        | 3.2.1.2.5.13.0-1   | b(3)  | CPG-839<br>CPG-840<br>CPG-851<br>CPG-852                                  |                 | 3.2.2.3.0-1<br>3.2.2.3.0-2<br>3.2.2.3.0-7<br>3.2.2.3.0-8  |               |
| A-1333        | 3.2.1.2.5.13.0-2   | b(3)  | CPG-839<br>CPG-840<br>CPG-851<br>CPG-852                                  |                 | 3.2.2.3.0-1<br>3.2.2.3.0-2<br>3.2.2.3.0-7<br>3.2.2.3.0-8  |               |
| A-1327        | 3.2.1.2.5.14.1.0-1 | b(3)  | CPG-395   |                 | 3.2.1.4.2.0-1<br>3.2.1.4.2.0-2  |               |



| SECRET/NOFORN |                    |   |  |                 |  |               |
|---------------|--------------------|---|--|-----------------|--|---------------|
| ID            | Object Number      | Dec. 4, 2009 - JLENS A-Specification (S/NF)   | CPG PIDS Object ID   | App B Object ID | CPG PIDS Section   | App B Section |
|               |                    | b(3)  | CPG-396<br>CPG-397<br>CPG-842                                  |                 | 3.2.1.4.2.0-3<br>3.2.2.3.0-4   |               |
| A-1331        | 3.2.1.2.5.14.2.0-1 | b(3)  | CPG-839  |                 | 3.2.2.3.0-1  |               |
| A-1809        | 3.2.1.2.5.15.0-1   | b(3)  | CPG-360<br>CPG-2607<br>CPG-2608<br>CPG-2609<br>CPG-2643        |                 | 3.2.1.3.0-17<br>3.2.1.3.0-19<br>3.2.1.3.0-18<br>3.2.1.3.0-17.0-1<br>3.2.1.3.0-20                   |               |
| A-380         | 3.2.1.2.5.16.0-1   | (U) The Surveillance System shall provide operator controls to retrieve system prognostic data. | CPG-932<br>CPG-935   |                 | 3.2.4.5.0-1<br>3.2.4.5.0-4   |               |
| A-1799        | 3.2.1.2.5.17.0-1   | b(3)  | CPG-384<br>CPG-408<br>CPG-410<br>CPG-2395                      |                 | 3.2.1.4.1.0-3<br>3.2.1.5.1.0-7<br>3.2.1.5.1.0-8<br>3.2.1.5.1.0-9                                   |               |
| A-1721        | 3.2.1.2.6.0-1      | b(3)  | CPG-376<br>CPG-395<br>CPG-396<br>CPG-397<br>CPG-469<br>CPG-470 |                 | 3.2.1.4.1.0-2<br>3.2.1.4.2.0-1<br>3.2.1.4.2.0-2<br>3.2.1.4.2.0-3<br>3.2.1.6.2.0-2<br>3.2.1.6.2.0-3 |               |

| SECRET/NOFORN |                 |   |   |                 |   |               |
|---------------|-----------------|---|---|-----------------|---|---------------|
| ID            | Object Number   | Dec. 4, 2009 - JLENS A-Specification (S/NF) | CPG PIDS Object ID  | App B Object ID | CPG PIDS Section  | App B Section |
|               |                 |   | CPG-471<br>CPG-820<br>CPG-822<br>CPG-825<br>CPG-827<br>CPG-828<br>CPG-830<br>CPG-2469<br>CPG-2670 |                 | 3.2.1.6.2.0-4<br>3.2.2.2.0-7<br>3.2.2.2.0-9<br>3.2.2.2.0-12<br>3.2.2.2.0-14<br>3.2.2.2.0-15<br>3.2.2.2.0-17<br>3.2.1.4.2.0-4<br>3.2.1.14.0-16 |               |
| A-1724        | 3.2.1.2.6.0-2   | b(3)  | CPG-823<br>CPG-833  |                 | 3.2.2.2.0-10<br>3.2.2.2.0-20  |               |
| A-132         | 3.2.1.2.6.1.0-1 | b(3)  | CPG-534   |                 | 3.2.1.10.0-3  |               |
| A-1729        | 3.2.1.2.6.1.0-2 | b(3)  | CPG-487<br>CPG-536<br>CPG-537<br>CPG-538  |                 | 3.2.1.8.1.0-3<br>3.2.1.10.0-5<br>3.2.1.10.0-6<br>3.2.1.10.0-8   |               |
| A-1730        | 3.2.1.2.6.1.0-3 | b(3)  | CPG-536<br>CPG-537<br>CPG-538   |                 | 3.2.1.10.0-5<br>3.2.1.10.0-6<br>3.2.1.10.0-8  |               |
| A-1762        | 3.2.1.2.6.1.0-4 | b(3)  | CPG-503<br>CPG-536  |                 | 3.2.1.8.2.0-4<br>3.2.1.10.0-5   |               |
| A-            | 3.2.1.2.6.1.0-5 | b(3)  | CPG-503   |                 | 3.2.1.8.2.0-4   |               |

000943

| SECRET/NOFORN |                 |   |                    |                 |                  |               |
|---------------|-----------------|---|--------------------|-----------------|------------------|---------------|
| ID            | Object Number   | Dec. 4, 2009 - JLENS A-Specification (S/NF) | CPG PIDS Object ID | App B Object ID | CPG PIDS Section | App B Section |
| 1763          |                 | b(3)  | CPG-536            |                 | 3.2.1.10.0-5     |               |
|               |                 |   | CPG-2650           |                 | 3.2.1.8.1.0-4    |               |
| A-1783        | 3.2.1.2.6.1.0-6 | b(3)  | CPG-503            |                 | 3.2.1.8.2.0-4    |               |
|               |                 |   | CPG-534            |                 | 3.2.1.10.0-3     |               |
|               |                 |   | CPG-2650           |                 | 3.2.1.8.1.0-4    |               |
| A-1786        | 3.2.1.2.6.1.0-7 | b(3)  | CPG-533            |                 | 3.2.1.10.0-2     |               |
|               |                 |   | CPG-828            |                 | 3.2.2.2.0-15     |               |
| A-1791        | 3.2.1.2.6.1.0-8 | b(3)  | CPG-535            |                 | 3.2.1.10.0-4     |               |
| A-1774        | 3.2.1.2.6.2.0-1 | b(3)  | CPG-536            |                 | 3.2.1.10.0-5     |               |
| A-1775        | 3.2.1.2.6.2.0-2 | b(3)  | CPG-536            |                 | 3.2.1.10.0-5     |               |
| A-1778        | 3.2.1.2.6.2.0-3 | b(3)  | CPG-539            |                 | 3.2.1.10.0-10    |               |
| A-1779        | 3.2.1.2.6.2.0-4 | b(3)  | CPG-539            |                 | 3.2.1.10.0-10    |               |
| A-7028        | 3.2.1.2.6.2.0-5 | b(3)  | CPG-539            |                 | 3.2.1.10.0-10    |               |
| A-1776        | 3.2.1.2.6.3.0-1 | b(3)  | CPG-536            |                 | 3.2.1.10.0-5     |               |
| A-1777        | 3.2.1.2.6.3.0-2 | b(3)  | CPG-536            |                 | 3.2.1.10.0-5     |               |
| A-2282        | 3.2.1.2.6.3.0-3 | b(3)  | CPG-539            |                 | 3.2.1.10.0-10    |               |

| SECRET/NOFORN |                       |   |                    |                 |                  |               |
|---------------|-----------------------|---|--------------------|-----------------|------------------|---------------|
| ID            | Object Number         | Dec. 4, 2009 - JLENS A-Specification (S/NF) | CPG PIDS Object ID | App B Object ID | CPG PIDS Section | App B Section |
| A-2283        | 3.2.1.2.6.3.0-4       | b(3)  | CPG-539            |                 | 3.2.1.10.0-10    |               |
| A-7029        | 3.2.1.2.6.3.0-5       | b(3)  | CPG-539            |                 | 3.2.1.10.0-10    |               |
| A-154         | 3.2.1.2.6.4.0-1       | b(1)  | CPG-533            |                 | 3.2.1.10.0-2     |               |
|               |                       |   | CPG-536            |                 | 3.2.1.10.0-5     |               |
|               |                       |   | CPG-825            |                 | 3.2.2.2.0-12     |               |
| A-1735        | 3.2.1.2.6.4.0-2       | b(3)  | CPG-532            |                 | 3.2.1.10.0-1     |               |
|               |                       |   | CPG-536            |                 | 3.2.1.10.0-5     |               |
| A-1736        | 3.2.1.2.6.4.0-3       | b(3)  | CPG-532            |                 | 3.2.1.10.0-1     |               |
|               |                       |   | CPG-536            |                 | 3.2.1.10.0-5     |               |
| A-1787        | 3.2.1.2.6.4.0-4       | b(3)  | CPG-532            |                 | 3.2.1.10.0-1     |               |
|               |                       |   | CPG-533            |                 | 3.2.1.10.0-2     |               |
| A-1793        | 3.2.1.2.6.4.0-5       | b(3)  | CPG-532            |                 | 3.2.1.10.0-1     |               |
|               |                       |   | CPG-535            |                 | 3.2.1.10.0-4     |               |
| A-1764        | 3.2.1.2.6.5.0-1       | b(3)  | CPG-2490           |                 | 3.2.1.14.0-13    |               |
| A-1765        | 3.2.1.2.6.5.0-2       | b(3)  | CPG-2491           |                 | 3.2.1.14.0-14    |               |
| A-1784        | 3.2.1.2.6.5.0-3       | b(3)  | CPG-2492           |                 | 3.2.1.14.0-15    |               |
| A-1308        | 3.2.1.2.6.5.0-4       | b(3)  | CPG-698            |                 | 3.2.1.14.0-12    |               |
| A-217         | 3.2.1.3.1.1.3.1.1.0-1 | b(1)  | CPG-590            |                 | 3.2.1.13.1.0-1   |               |

| SECRET/NOFORN |                       |   |                     |                 |                               |               |
|---------------|-----------------------|---|---------------------|-----------------|-------------------------------|---------------|
| ID            | Object Number         | Dec. 4, 2009 - JLENS A-Specification (S/NF) | CPG PIDS Object ID  | App B Object ID | CPG PIDS Section              | App B Section |
|               |                       | b(1)  | CPG-2549            |                 | 3.2.1.9.0-1                   |               |
|               |                       | b(1)  |                     |                 |                               |               |
|               |                       | b(3)  |                     |                 |                               |               |
|               |                       | b(1)  |                     |                 |                               |               |
| A-219         | 3.2.1.3.1.1.3.1.2.0-1 | b(1)  | CPG-590<br>CPG-2549 |                 | 3.2.1.13.1.0-1<br>3.2.1.9.0-1 |               |

000946

| SECRET/NOFORN |                       |   |                    |                 |                                 |                 |
|---------------|-----------------------|---|--------------------|-----------------|---------------------------------|-----------------|
| ID            | Object Number         | Dec. 4, 2009 - JLENS A-Specification (S/NF) | CPG PIDS Object ID | App B Object ID | CPG PIDS Section                | App B Section   |
|               |                       | b(3)  |                    |                 |                                 |                 |
|               |                       | b(1)  |                    |                 |                                 |                 |
| A-1087        | 3.2.1.3.1.1.3.1.3.0-1 | b(1)  | CPG-419<br>CPG-643 | CPGX-6015       | 3.2.1.5.3.0-1<br>3.2.1.13.2.0-2 | 0-1.0-2.0-3.0-6 |
| A-224         | 3.2.1.3.1.1.3.2.1.0-1 | b(1)  | CPG-590            | CPGX-6022       | 3.2.1.13.1.0-1                  | 0-1.0-2.0-5.0-2 |
|               |                       | b(3)  |                    |                 |                                 |                 |
|               |                       | b(1)  |                    |                 |                                 |                 |

000947

| SECRET/NOFORN |                       |   |                    |                 |                  |                 |
|---------------|-----------------------|---|--------------------|-----------------|------------------|-----------------|
| ID            | Object Number         | Dec. 4, 2009 - JLENS A-Specification (S/NF) | CPG PIDS Object ID | App B Object ID | CPG PIDS Section | App B Section   |
|               |                       | b(1)  |                    |                 |                  |                 |
| A-226         | 3.2.1.3.1.1.3.2.2.0-1 | b(1)  | CPG-590            | CPGX-6022       | 3.2.1.13.1.0-1   | 0-1.0-2.0-5.0-2 |
|               |                       | b(3)  |                    |                 |                  |                 |
|               |                       | b(1)  |                    |                 |                  |                 |
| A-240         | 3.2.1.3.1.1.5.0-1     | b(3)  | CPG-445            |                 | 3.2.1.6.1.0-1    |                 |
| A-241         | 3.2.1.3.1.1.5.0-2     | b(3)  | CPG-445            |                 | 3.2.1.6.1.0-1    |                 |

| SECRET/NOFORN |                   |   |                    |                 |                  |               |
|---------------|-------------------|---|--------------------|-----------------|------------------|---------------|
| ID            | Object Number     | Dec. 4, 2009 - JLENS A-Specification (S/NF) | CPG PIDS Object ID | App B Object ID | CPG PIDS Section | App B Section |
|               |                   | b(3)  | CPG-459            |                 | 3.2.1.6.1.0-5    |               |
|               |                   |   | CPG-2553           |                 | 3.2.1.6.1.0-7    |               |
| A-1713        | 3.2.1.3.1.1.5.0-3 | b(3)  | CPG-445            |                 | 3.2.1.6.1.0-1    |               |
|               |                   |   | CPG-650            |                 | 3.2.1.13.2.0-6   |               |
| A-1063        | 3.2.1.3.1.3.0-1   | b(3)  | CPG-360            |                 | 3.2.1.3.0-17     |               |
|               |                   |   | CPG-419            |                 | 3.2.1.5.3.0-1    |               |
|               |                   |   | CPG-2607           |                 | 3.2.1.3.0-19     |               |
|               |                   |   | CPG-2608           |                 | 3.2.1.3.0-18     |               |
|               |                   |   | CPG-2609           |                 | 3.2.1.3.0-17.0-1 |               |
|               |                   |   | CPG-2643           |                 | 3.2.1.3.0-20     |               |
| A-206         | 3.2.1.3.2.2.0-1   | b(3)  | CPG-349            |                 | 3.2.1.3.0-11     |               |
|               |                   |   | CPG-757            |                 | 3.2.1.17.0-3     |               |
|               |                   |   | CPG-808            |                 | 3.2.1.18.6.0-1   |               |
|               |                   |   | CPG-812            |                 | 3.2.1.18.6.0-2   |               |
| A-6379        | 3.2.1.3.2.3.4.0-1 | b(3)  | CPG-2587           |                 | 3.2.1.5.3.0-3    |               |
| A-205         | 3.2.1.3.2.5.0-1   | b(3)  | CPG-271            |                 | 3.2.1.1.0-4      |               |
|               |                   |   | CPG-441            |                 | 3.2.1.5.3.0-11   |               |
|               |                   |   | CPG-442            |                 | 3.2.1.5.3.0-     |               |



| SECRET/NOFORN |                     |  |  |                 |  |               |
|---------------|---------------------|--|--|-----------------|--|---------------|
| ID            | Object Number       | Dec. 4, 2009 - JLENS A-Specification (S/NF)  | CPG PIDS Object ID                       | App B Object ID | CPG PIDS Section   | App B Section |
|               |                     |  | CPG-2586                                 |                 | 12<br>3.2.1.5.1.0-1  |               |
| A-72          | 3.2.1.3.2.6.1.0-1   | b(1)   | CPG-504<br>CPG-505<br>CPG-2469           |                 | 3.2.1.8.2.0-5<br>3.2.1.8.2.0-6<br>3.2.1.4.2.0-4                    |               |
| A-79          | 3.2.1.3.2.7.1.0-1   | b(3)   | CPG-372<br>CPG-801<br>CPG-2469           |                 | 3.2.1.4.1.0-1<br>3.2.1.18.4.0-4<br>3.2.1.4.2.0-4                   |               |
| A-83          | 3.2.1.3.2.7.2.1.0-1 | b(3)   | CPG-802                                  |                 | 3.2.1.18.4.0-5   |               |
| A-89          | 3.2.1.3.2.7.2.3.0-1 | b(3)   | CPG-798<br>CPG-799<br>CPG-800<br>CPG-829 |                 | 3.2.1.18.4.0-1<br>3.2.1.18.4.0-2<br>3.2.1.18.4.0-3<br>3.2.2.2.0-16 |               |
| A-201         | 3.2.1.3.3.1.0-1     | (U) The Fire Control System, upon power application, shall automatically initialize to a point where it can accept configuration commands. | CPG-291<br>CPG-292<br>CPG-300<br>CPG-301 |                 | 3.2.1.2.0-2<br>3.2.1.2.0-3<br>3.2.1.2.0-8<br>3.2.1.2.0-9           |               |
| A-198         | 3.2.1.3.3.2.0-2     | b(3)   | CPG-413<br>CPG-414                       |                 | 3.2.1.5.1.0-10<br>3.2.1.5.1.0-                                     |               |

| SECRET/NOFORN |                     |   |  |                 |   |               |
|---------------|---------------------|---|--|-----------------|---|---------------|
| ID            | Object Number       | Dec. 4, 2009 - JLENS A-Specification (S/NF)   | CPG PIDS Object ID   | App B Object ID | CPG PIDS Section  | App B Section |
|               |                     |   | CPG-2549   |                 | 11<br>3.2.1.9.0-1   |               |
| A-10311       | 3.2.1.3.3.4.0-1     | b(3)  | CPG-385<br>CPG-2493<br>CPG-2494<br>CPG-2496                    |                 | 3.2.1.4.1.0-4<br>3.2.1.4.1.0-5<br>3.2.1.4.1.0-6<br>3.2.1.4.1.0-7                                    |               |
| A-199         | 3.2.1.3.3.5.0-1     | b(3)  | CPG-428<br>CPG-429<br>CPG-434<br>CPG-435<br>CPG-436<br>CPG-437 |                 | 3.2.1.5.3.0-4<br>3.2.1.5.3.0-5<br>3.2.1.5.3.0-6<br>3.2.1.5.3.0-7<br>3.2.1.5.3.0-9<br>3.2.1.5.3.0-10 |               |
| A-286         | 3.2.1.3.3.8.3.1.0-1 | b(1)  | CPG-533<br>CPG-534<br>CPG-536<br>CPG-825                       |                 | 3.2.1.10.0-2<br>3.2.1.10.0-3<br>3.2.1.10.0-5<br>3.2.2.2.0-12  |               |
|               |                     | (U) By definition, a "surface" target is a target which is located on the surface of the Earth.<br>(U) In this context, "airborne" means non-surface. |  |                 |   |               |
| A-6898        | 3.2.1.3.3.8.3.2.0-1 | b(1)  | CPG-533<br>CPG-536   |                 | 3.2.1.10.0-2<br>3.2.1.10.0-5  |               |

| SECRET/NOFORN |                     |  |  |                 |  |               |
|---------------|---------------------|--|--|-----------------|--|---------------|
| ID            | Object Number       | Dec. 4, 2009 - JLENS A-Specification (S/NF)  | CPG PIDS Object ID                       | App B Object ID | CPG PIDS Section   | App B Section |
|               |                     | <b>b(1)</b><br>(U) By definition, a "surface" target is a target which is located on the surface of the Earth.   | CPG-825                                  |                 | 3.2.2.2.0-12   |               |
| A-111707      | 3.2.1.3.3.8.3.3.0-1 | (U) The Fire Control System, when in the Tactical Mode, shall declare 100% of the time whether a target in track is ABT, SMT, or ballistic.  | CPG-533<br>CPG-534<br>CPG-535<br>CPG-536 |                 | 3.2.1.10.0-2<br>3.2.1.10.0-3<br>3.2.1.10.0-4<br>3.2.1.10.0-5 |               |
| A-392         | 3.2.1.3.3.11.0-1    | (U) The Fire Control System shall incorporate an emission control (EMCON) capability which reduces all radiated energy in compliance with MIL-STD-464A, Section titled <i>Emission control (EMCON)</i> , see Appendix H, <b>b(3)</b> | CPG-408<br>CPG-410<br>CPG-2395           |                 | 3.2.1.5.1.0-7<br>3.2.1.5.1.0-8<br>3.2.1.5.1.0-9              |               |
| A-10313       | 3.2.1.3.3.11.0-2    | (U) The Fire Control System shall incorporate an emission control (EMCON) capability which can be deactivated <b>b(3)</b>  | CPG-384<br>CPG-408<br>CPG-2586           |                 | 3.2.1.4.1.0-3<br>3.2.1.5.1.0-7<br>3.2.1.5.1.0-1              |               |
| A-6333        | 3.2.1.3.3.13.0-1    | <b>b(3)</b>  | CPG-863                                  |                 | 3.2.3.2.0-5  |               |
| A-670         | 3.2.1.3.3.14.0-1    | (U) The Fire Control System, with the exception of the signal processor, shall be designed such that there is an inherent 50% reserve computer memory and computer throughput for data processing.                                   | CPG-1185                                 |                 | 3.3.7.0-1  |               |
| A-296         | 3.2.1.3.3.15.4.0-1  | (U) The Fire Control System shall continuously record intercom, tactical and CCS voice communications for 12 hours.  | CPG-2611                                 |                 | 3.2.1.15.0-16  |               |
| A-113327      | 3.2.1.3.3.15.5.0-1  | (U) The Fire Control System shall provide a selective voice playback capability through existing organic workstations.   | CPG-2610                                 |                 | 3.2.1.15.0-17  |               |
| A-686         | 3.2.1.3.3.15.6.0-1  | (U) The Fire Control System shall be designed such that all classified data storage media including floppy disks, hard disks, compact disks, and tapes are easily removed from the computer with the use of standard tools or        | CPG-1191                                 |                 | 3.3.7.1.0-2  |               |

| SECRET/NOFORN |                     |   |  |                 |   |               |
|---------------|---------------------|---|--|-----------------|---|---------------|
| ID            | Object Number       | Dec. 4, 2009 - JLENS A-Specification (S/NF)   | CPG PIDS Object ID   | App B Object ID | CPG PIDS Section  | App B Section |
|               |                     | standard equipment.   |  |                 |   |               |
| A-689         | 3.2.1.3.3.15.7.0-1  | (U) The Fire Control System shall provide non-volatile data storage devices with removable media.   | CPG-1190   |                 | 3.3.7.1.0-1   |               |
| A-695         | 3.2.1.3.3.15.8.0-1  | (U) The Fire Control System shall continuously record organic weather data for NLT 12 hours.  | CPG-2396   |                 | 3.2.1.15.0-3  |               |
| A-294         | 3.2.1.3.3.15.9.0-1  | (U) The Fire Control System shall provide selective data retrieval, report formatting, and report generation via an interactive operator interface. | CPG-2412   |                 | 3.2.1.15.0-13   |               |
| A-295         | 3.2.1.3.3.15.10.0-1 | b(3)  | CPG-2413   |                 | 3.2.1.15.0-14   |               |
| A-200         | 3.2.1.3.5.1.1.0-1   | b(3)  | CPG-305<br>CPG-360<br>CPG-765<br>CPG-770<br>CPG-2607<br>CPG-2608<br>CPG-2609<br>CPG-2643 |                 | 3.2.1.3.0-2<br>3.2.1.3.0-17<br>3.2.1.17.0-8<br>3.2.1.17.0-9<br>3.2.1.3.0-19<br>3.2.1.3.0-18<br>3.2.1.3.0-17.0-1<br>3.2.1.3.0-20 |               |
| A-2216        | 3.2.1.3.5.1.2.0-1   | b(3)  | CPG-360<br>CPG-2607<br>CPG-2608<br>CPG-2609<br>CPG-2643                                  |                 | 3.2.1.3.0-17<br>3.2.1.3.0-19<br>3.2.1.3.0-18<br>3.2.1.3.0-17.0-1<br>3.2.1.3.0-20  |               |

| SECRET/NOFORN |                   |   |   |                       |   |                                    |
|---------------|-------------------|---|---|-----------------------|---|------------------------------------|
| ID            | Object Number     | Dec. 4, 2009 - JLENS A-Specification (S/NF)   | CPG PIDS Object ID  | App B Object ID       | CPG PIDS Section  | App B Section                      |
| A-1842        | 3.2.1.3.5.1.3.0-1 | b(3)  | CPG-2586  |                       | 3.2.1.5.1.0-1   |                                    |
| A-1372        | 3.2.1.3.5.2.0-1   | (U) The Fire Control System shall operate automatically upon operator command using mission profile parameters.             | CPG-271<br>CPG-441<br>CPG-442   |                       | 3.2.1.1.0-4<br>3.2.1.5.3.0-11<br>3.2.1.5.3.0-12   |                                    |
| A-1373        | 3.2.1.3.5.2.0-2   | (U) The Fire Control System shall notify operators of conflicts in the automatic operation that need operator intervention. | CPG-281<br>CPG-475<br>CPG-488<br>CPG-498<br>CPG-628                         |                       | 3.2.1.1.0-5<br>3.2.1.7.0-6<br>3.2.1.8.1.0-5<br>3.2.1.8.1.0-13<br>3.2.1.12.0-10  |                                    |
| A-2214        | 3.2.1.3.5.2.0-3   | b(1)  | CPG-590<br>CPG-592<br>CPG-637<br>CPG-644<br>CPG-654<br>CPG-2549<br>CPG-2657 | CPGX-385<br>CPGX-6021 | 3.2.1.13.1.0-1<br>3.2.1.13.1.0-4<br>3.2.1.13.2.0-1<br>3.2.1.13.2.0-3<br>3.2.1.13.3.0-4<br>3.2.1.9.0-1<br>3.2.1.13.3.0-1 | 0-1.0-2.0-5.0-1<br>0-1.0-2.0-5.0-3 |

| SECRET/NOFORN |                 |  |   |                 |  |               |
|---------------|-----------------|--|---|-----------------|--|---------------|
| ID            | Object Number   | Dec. 4, 2009 - JLENS A-Specification (S/NF)  | CPG PIDS Object ID                          | App B Object ID | CPG PIDS Section   | App B Section |
| A-2215        | 3.2.1.3.5.2.0-4 | b(3)   | CPG-591                                     |                 | 3.2.1.13.1.0-3   |               |
| A-1719        | 3.2.1.3.5.3.0-1 | b(3)   | CPG-385<br>CPG-2493<br>CPG-2494<br>CPG-2496 |                 | 3.2.1.4.1.0-4<br>3.2.1.4.1.0-5<br>3.2.1.4.1.0-6<br>3.2.1.4.1.0-7 |               |
| A-202         | 3.2.1.3.5.4.0-1 | (U) The Fire Control System configuration shall allow for manual update.   | CPG-391                                     |                 | 3.2.1.4.1.0-8  |               |
| A-692         | 3.2.1.3.5.5.0-1 | (U) The Fire Control System shall have manual controls for selecting data recording details in addition to the automatic level, see 3.2.1.3.3.13 <i>Data Recording</i> . | CPG-718<br>CPG-2471<br>CPG-2472             |                 | 3.2.1.15.0-10<br>3.2.1.15.0-8<br>3.2.1.15.0-9                    |               |
| A-207         | 3.2.1.3.5.6.0-1 | b(3)   | CPG-423<br>CPG-586<br>CPG-624<br>CPG-635    |                 | 3.2.1.5.3.0-2<br>3.2.1.11.0-30<br>3.2.1.12.0-9<br>3.2.1.12.0-13  |               |
| A-208         | 3.2.1.3.5.6.0-2 | b(3)   | CPG-540<br>CPG-587                          |                 | 3.2.1.10.0-11<br>3.2.1.11.0-31                                   |               |
| A-2229        | 3.2.1.3.5.6.0-3 | b(3)   | CPG-504                                     |                 | 3.2.1.8.2.0-5  |               |
| A-2230        | 3.2.1.3.5.6.0-4 | b(3)   | CPG-474<br>CPG-622<br>CPG-635<br>CPG-2400   |                 | 3.2.1.7.0-5<br>3.2.1.12.0-7<br>3.2.1.12.0-13<br>3.2.1.7.0-2      |               |
| A-            | 3.2.1.3.5.7.0-1 | b(3)   | CPG-392                                     |                 | 3.2.1.4.1.0-9  |               |

| SECRET/NOFORN |                 |   |                    |                 |                  |               |
|---------------|-----------------|---|--------------------|-----------------|------------------|---------------|
| ID            | Object Number   | Dec. 4, 2009 - JLENS A-Specification (S/NF) | CPG PIDS Object ID | App B Object ID | CPG PIDS Section | App B Section |
| 1727          |                 | b(3)  | CPG-622            |                 | 3.2.1.12.0-7     |               |
|               |                 |   | CPG-831            |                 | 3.2.2.2.0-18     |               |
|               |                 |   | CPG-832            |                 | 3.2.2.2.0-19     |               |
|               |                 |   | CPG-833            |                 | 3.2.2.2.0-20     |               |
|               |                 |   | CPG-842            |                 | 3.2.2.3.0-4      |               |
|               |                 |   | CPG-843            |                 | 3.2.2.3.0-5      |               |
|               |                 |   | CPG-879            |                 | 3.2.3.3.0-13     |               |
|               |                 |   | CPG-880            |                 | 3.2.3.3.0-14     |               |
|               |                 |   | CPG-881            |                 | 3.2.3.3.0-15     |               |
|               |                 |   | CPG-882            |                 | 3.2.3.3.0-16     |               |
| A-2294        | 3.2.1.3.5.7.0-2 | b(3)  | CPG-318            |                 | 3.2.1.3.0-5      |               |
|               |                 |   | CPG-826            |                 | 3.2.2.2.0-13     |               |
| A-1728        | 3.2.1.3.5.8.0-1 | b(3)  | CPG-393            |                 | 3.2.1.4.1.0-10   |               |
|               |                 |   | CPG-622            |                 | 3.2.1.12.0-7     |               |
|               |                 |   | CPG-831            |                 | 3.2.2.2.0-18     |               |
|               |                 |   | CPG-832            |                 | 3.2.2.2.0-19     |               |
|               |                 |   | CPG-833            |                 | 3.2.2.2.0-20     |               |
|               |                 |   | CPG-842            |                 | 3.2.2.3.0-4      |               |

000956

| SECRET/NOFORN |                    |   |  |                 |   |               |
|---------------|--------------------|---|--|-----------------|---|---------------|
| ID            | Object Number      | Dec. 4, 2009 - JLENS A-Specification (S/NF)   | CPG PIDS Object ID                                   | App B Object ID | CPG PIDS Section  | App B Section |
| A-6925        | 3.2.1.3.5.10.0-1   | b(3)  | CPG-318<br>CPG-824<br>CPG-825<br>CPG-826             |                 | 3.2.1.3.0-5<br>3.2.2.2.0-11<br>3.2.2.2.0-12<br>3.2.2.2.0-13                     |               |
| A-1805        | 3.2.1.3.5.11.0-1   | (U) The Fire Control System shall provide computer and network equipment to host software for use to perform military administrative, personnel, and logistics functions. This computer equipment can be in addition to the processing required for JLENS operations. | CPG-348  |                 | 3.2.1.3.0-10  |               |
| A-2297        | 3.2.1.3.5.12.1.0-1 | b(3)  | CPG-395<br>CPG-396<br>CPG-397<br>CPG-843<br>CPG-2469 |                 | 3.2.1.4.2.0-1<br>3.2.1.4.2.0-2<br>3.2.1.4.2.0-3<br>3.2.2.3.0-5<br>3.2.1.4.2.0-4 |               |
| A-2300        | 3.2.1.3.5.12.2.0-1 | b(3)  | CPG-395<br>CPG-396<br>CPG-397<br>CPG-843             |                 | 3.2.1.4.2.0-1<br>3.2.1.4.2.0-2<br>3.2.1.4.2.0-3<br>3.2.2.3.0-5                  |               |
| A-2302        | 3.2.1.3.5.13.0-1   | (U) The Fire Control System shall be able to communicate via the Public Switched Telephone Network (PSTN).  | CPG-839  |                 | 3.2.2.3.0-1   |               |
| A-2303        | 3.2.1.3.5.13.0-2   | (U) The Fire Control System shall be able to communicate via the Integrated Services Digital Network (ISDN).  | CPG-839  |                 | 3.2.2.3.0-1   |               |
| A-2308        | 3.2.1.3.5.14.1.0-1 | (U) The Fire Control System shall have Secure Telephone Units (STUs) or Secure Terminal Equipment (STE) that interface to military tactical telephone systems.  | CPG-395<br>CPG-396<br>CPG-397                        |                 | 3.2.1.4.2.0-1<br>3.2.1.4.2.0-2<br>3.2.1.4.2.0-3                                 |               |



| SECRET/NOFORN |                    |   |                    |                 |                            |                 |
|---------------|--------------------|---|--------------------|-----------------|----------------------------|-----------------|
| ID            | Object Number      | Dec. 4, 2009 - JLENS A-Specification (S/NF)   | CPG PIDS Object ID | App B Object ID | CPG PIDS Section           | App B Section   |
|               |                    |   | CPG-842            |                 | 3.2.2.3.0-4                |                 |
| A-2309        | 3.2.1.3.5.14.2.0-1 | (U) The Fire Control System shall have an interface to communicate via the secure Defense Switched Network (DSN). | CPG-839            |                 | 3.2.2.3.0-1                |                 |
| A-1808        | 3.2.1.3.5.15.0-1   | <b>b(3)</b>   | CPG-360            |                 | 3.2.1.3.0-17               |                 |
|               |                    |   | CPG-2607           |                 | 3.2.1.3.0-19               |                 |
|               |                    |   | CPG-2608           |                 | 3.2.1.3.0-18               |                 |
|               |                    |   | CPG-2609           |                 | 3.2.1.3.0-17.0-1           |                 |
|               |                    |   | CPG-2643           |                 | 3.2.1.3.0-20               |                 |
| A-381         | 3.2.1.3.5.16.0-1   | (U) The Fire Control System shall provide operator controls to retrieve system prognostic data.                   | CPG-932<br>CPG-935 |                 | 3.2.4.5.0-1<br>3.2.4.5.0-4 |                 |
| A-1802        | 3.2.1.3.5.17.0-1   | <b>b(3)</b>   | CPG-384            |                 | 3.2.1.4.1.0-3              |                 |
|               |                    |   | CPG-408            |                 | 3.2.1.5.1.0-7              |                 |
|               |                    |   | CPG-410            |                 | 3.2.1.5.1.0-8              |                 |
|               |                    |   | CPG-2395           |                 | 3.2.1.5.1.0-9              |                 |
| A-1722        | 3.2.1.3.6.0-1      | <b>b(3)</b>   | CPG-376            | CPGX-6015       | 3.2.1.4.1.0-2              | 0-1.0-2.0-3.0-6 |
|               |                    |   | CPG-395            |                 | 3.2.1.4.2.0-1              |                 |
|               |                    |   | CPG-396            |                 | 3.2.1.4.2.0-2              |                 |
|               |                    |   | CPG-397            |                 | 3.2.1.4.2.0-3              |                 |
|               |                    |   | CPG-469            |                 | 3.2.1.6.2.0-2              |                 |
|               |                    |   | CPG-470            |                 | 3.2.1.6.2.0-3              |                 |
|               |                    |   | CPG-471            |                 | 3.2.1.6.2.0-4              |                 |
|               |                    |   | CPG-622            |                 | 3.2.1.12.0-7               |                 |

000958

| SECRET/NOFORN |                 |   |  |                 |  |                 |
|---------------|-----------------|---|--|-----------------|--|-----------------|
| ID            | Object Number   | Dec. 4, 2009 - JLENS A-Specification (S/NF) | CPG PIDS Object ID   | App B Object ID | CPG PIDS Section   | App B Section   |
|               |                 |   | CPG-820<br>CPG-822<br>CPG-825<br>CPG-827<br>CPG-828<br>CPG-830<br>CPG-2469<br>CPG-2614<br>CPG-2615<br>CPG-2670 |                 | 3.2.2.2.0-7<br>3.2.2.2.0-9<br>3.2.2.2.0-12<br>3.2.2.2.0-14<br>3.2.2.2.0-15<br>3.2.2.2.0-17<br>3.2.1.4.2.0-4<br>3.2.1.7.0-8<br>3.2.1.7.0-7<br>3.2.1.14.0-16 |                 |
| A-1723        | 3.2.1.3.6.0-2   | b(3)  | CPG-536<br>CPG-823<br>CPG-833  |                 | 3.2.1.10.0-5<br>3.2.2.2.0-10<br>3.2.2.2.0-20   |                 |
| A-1731        | 3.2.1.3.6.1.0-1 | b(3)  | CPG-536<br>CPG-537<br>CPG-538  |                 | 3.2.1.10.0-5<br>3.2.1.10.0-6<br>3.2.1.10.0-8   |                 |
| A-1732        | 3.2.1.3.6.1.0-2 | b(3)  | CPG-536<br>CPG-537<br>CPG-538  |                 | 3.2.1.10.0-5<br>3.2.1.10.0-6<br>3.2.1.10.0-8   |                 |
| A-1636        | 3.2.1.3.6.1.0-3 | b(3)  | CPG-534  |                 | 3.2.1.10.0-3   |                 |
| A-1760        | 3.2.1.3.6.1.0-4 | b(3)  | CPG-479<br>CPG-487   | CPGX-6013       | 3.2.1.8.1.0-2<br>3.2.1.8.1.0-3   | 0-1.0-2.0-3.0-3 |

000959