


This is a reproduction of a library book that was digitized by Google as part of an ongoing effort to preserve the information in books and make it universally accessible.

Google™ books

<https://books.google.com>





THE LIBRARY



CLASS 314.2
BOOK FG79t

Gt. Brit. Bd. of trade.

ANNUAL STATEMENT

OF THE

TRADE AND NAVIGATION

OF THE

UNITED KINGDOM

WITH

FOREIGN COUNTRIES AND BRITISH POSSESSIONS

IN THE YEAR

1865.

Presented to both Houses of Parliament by Command of Her Majesty.



LONDON:

PRINTED BY GEORGE EDWARD EYRE AND WILLIAM SPOTTISWOODE,
PRINTERS TO THE QUEEN'S MOST EXCELLENT MAJESTY.

FOR HER MAJESTY'S STATIONERY OFFICE.

1866.

SUMMARY OF CONTENTS.

ABSTRACT TABLES for the FIVE YEARS 1861 to 1865.

Of Imports, Customs Duties, Exports, Transit, and Shipping, in each of the last Five Years.

GENERAL IMPORTS, 1865.

PRINCIPAL ARTICLES, FREE OF DUTY: Quantities and Value thereof, from each Country.

————— SUBJECT TO DUTY: Quantities and Value thereof, from each Country, with the Rates and Amount of Duty.

OTHER ARTICLES: Total Quantities and Value thereof, with the Amount of Duty.

AT PRINCIPAL PORTS: Quantities of Principal Articles of Foreign and Colonial Merchandise.

GENERAL EXPORTS, 1865.

PRINCIPAL ARTICLES: Quantities and Value thereof, the Produce of the United Kingdom, and of Foreign Countries and the Colonies, to each Country.

OTHER ARTICLES: Quantities and Value thereof, the Produce of the United Kingdom, and of Foreign Countries and the Colonies.

AT PRINCIPAL PORTS: Quantities and Value of Principal Articles the Produce of the United Kingdom.

Quantities of Principal Articles of Foreign and Colonial Produce.

TRANSIT, 1865.

Quantities of the several Articles, from and to each Country, and Transhipped at each Port.

IMPORTS AND EXPORTS FROM AND TO EACH FOREIGN COUNTRY AND BRITISH POSSESSION, 1861 to 1865.

Quantities and Value of the Principal and Other Articles, in each of the last Five Years.

GENERAL SHIPPING, 1865.

Number and Tonnage of British and Foreign Vessels Entered and Cleared at Ports in the United Kingdom.

APPENDIX OF SHIPPING, 1865.

Relating to the British Merchant Shipping, and the Coasting Trade.

BONDED WAREHOUSE ACCOUNTS, 1865.

Quantities of Principal Imported Articles Received into, Delivered from, and Remaining in Warehouse.

Quantities of various Imported Articles Delivered for the Use of the Navy or Army, and for Stores of Merchant Vessels.

CONTENTS OF TABLES.

		Page	
	IMPORTS AND EXPORTS. Total. Real Value thereof - - - - -	1	
	<i>From and to Each Foreign Country, and British Possession.</i> Total Real Value thereof - - -	2	
IMPORTS	<i>From Foreign Countries, and British Possessions, into Great Britain and Ireland respectively.</i> Total Real Value thereof - - - - -	1	
	<i>From the separate Coast Divisions of various Foreign Countries.</i> Total Imports. Total Real Value thereof	10	
	<i>Principal Articles.</i> Total Quantities thereof - - - - -	14	
	Computed Real Value thereof - - - - -	17	
	<i>Average Prices of Principal Articles, as fixed for Computed Real Value thereof</i> - - - - -	20	
	<i>Customs Duty. At Each Port.</i> Gross Amount Received - - - - -	25	
	On Principal Articles. Gross Amount Received - - - - -	27	
	<i>Gold and Silver Coin and Bullion from Each Country.</i> Quantities and Value thereof, Entered at the Custom House - - - - -	38	
	EXPORTS	<i>Produce of United Kingdom, and Foreign and Colonial Produce, from Great Britain and Ireland respectively.</i> Total Real Value thereof - - - - -	1
		<i>To Each Foreign Country, and British Possession.</i> <i>Produce of the United Kingdom.</i> Total Real Value thereof - - - - -	6
<i>Foreign and Colonial Produce.</i> Total Real Value thereof - - - - -		7	
<i>To the separate Coast Divisions of various Foreign Countries.</i> Total Exports. Total Real Value thereof		11	
<i>Produce of the United Kingdom.</i> Total Real Value thereof - - - - -		12	
<i>Foreign and Colonial Produce.</i> Total Real Value thereof - - - - -		13	
<i>Principal Articles.</i> <i>Produce of the United Kingdom.</i> Total Quantities thereof - - - - -		29	
Total Declared Real Value thereof - - - - -		31	
<i>Foreign and Colonial Produce.</i> Total Quantities thereof - - - - -		33	
Total Computed Real Value thereof - - - - -		35	
<i>At Each Port.</i> <i>Produce of the United Kingdom.</i> Declared Real Value thereof		37	
<i>Gold and Silver Coin and Bullion to Each Country.</i> Quantities and Value thereof, Entered at the Custom House - - - - -		41	
TRANSIT		<i>Foreign Merchandise Transhipped.</i> Total Value thereof - - - - -	43
		<i>From and to Each Country.</i> Value thereof - - - - -	44
		<i>Principal and Other Articles.</i> Quantities and Value thereof - - - - -	45
	SHIPPING	<i>Belonging to the British Empire.</i> Number, Tonnage, and Crews of Registered Vessels - - - - -	46
<i>Entered and Cleared. British and Foreign.</i> Total Number and Tonnage of Vessels		47	
<i>With Cargoes and in Ballast.</i> Number and Tonnage of Vessels		47	
<i>Of Each Nation.</i> Number and Tonnage of Vessels - - - - -		50	
<i>At the Principal and Other Ports.</i> Number and Tonnage of Vessels - - - - -		52	
<i>Sailing and Steam Vessels separately.</i> Total Number and Tonnage of British and Foreign		53	
<i>Entered. From the various Foreign Countries, and British Possessions.</i> Number and Tonnage of Vessels		48	
<i>Cleared. To the various Foreign Countries, and British Possessions.</i> Number and Tonnage of Vessels		49	
<i>Entered. In the Coasting Trade.</i> No. and Tonnage of British and Foreign Vessels		53	
BONDED GOODS.		<i>In Warehouse at the End of each Year.</i> Quantities of the several Articles - - - - -	54
	<i>Delivered out of Warehouse Free of Duty, for Army, Navy, and Merchant Vessels.</i> Quantities of the several Articles	54	

ABSTRACT TABLES
for each Year
from 1861 to 1865.

GENERAL IMPORTS
in the Year 1865.

THE PRINCIPAL ARTICLES FROM EACH COUNTRY	ARTICLES FREE OF DUTY :	
	<i>Distinguishing under Quantities:</i> The Imports in British and Foreign Vessels, and the Total thereof - - - - -	55
	Value: Computed Real Value, and Average Prices thereof - - - - -	55
OTHER ARTICLES	ARTICLES SUBJECT TO DUTY :	
	<i>Distinguishing under Quantities:</i> The Imports in British and Foreign Vessels, and the Total thereof, also the Entries for Home Consumption - - - - -	89
	Value: Computed Real Value, and Average Prices thereof - - - - -	89
	<i>Customs Duty:</i> Gross Amount Received, the Rate, and when Imposed - - - - -	89
AT THE PRINCIPAL PORTS.	<i>Distinguishing the Total Quantities and the Computed Real Value Imported, the Quantities Entered for Home Consumption, and the Amount of Duty Received - - - - -</i>	106
	<i>Distinguishing the Quantities of the Principal Articles - - - - -</i>	110

CONTENTS OF TABLES—continued.

GENERAL EXPORTS in the Year 1865.	THE PRINCIPAL ARTICLES OF BRITISH AND FOREIGN AND COLONIAL PRODUCTION, RESPECTIVELY, TO EACH COUNTRY - - -	{	<i>Distinguishing under Quantities:</i> The Exports in British and Foreign Vessels, and the Total thereof - - -	}	118
	OTHER ARTICLES - - -	{	<i>Distinguishing the Total Quantities and Value of the Produce of the United Kingdom, and of Foreign Countries and the Colonies, respectively - - -</i>	}	193
	AT THE PRINCIPAL PORTS. Produce of the United Kingdom. Quantities and Declared Real Value of the Principal Articles thereof - - -				
			<i>Foreign and Colonial Produce. Quantities of the Principal Articles thereof -</i>		206

GENERAL TRANSIT in the Year 1865.	{	THE SEVERAL ARTICLES IMPORTED FROM, AND EXPORTED TO EACH COUNTRY, distinguishing	{	<i>The Quantities of Enumerated Articles - - -</i>	}	208
				<i>and The Value of the Unenumerated Articles - - -</i>		
	{	THE SEVERAL ARTICLES IMPORTED AND EXPORTED AT EACH PORT - - -	{	The Same - - -	}	214

THE PRINCIPAL AND OTHER ARTICLES IMPORTED, distinguishing Quantities and Computed Real Value.
 EXPORTED. Produce of the United Kingdom. Quantities and Declared Real Value thereof.
 Foreign and Colonial Produce. Quantities and Computed Real Value thereof.

FOREIGN COUNTRIES.

	Page		Page
RUSSIA: NORTHERN PORTS - - -	218	SPAIN, and the BALEARIC ISLANDS - - -	262
SOUTHERN PORTS - - -	220	SPANISH POSSESSIONS:—	
PORTS ON THE NORTH PACIFIC - - -	221	CANARY ISLANDS - - -	264
SWEDEN - - -	221	WEST INDIES (CUBA and PORTO RICO) - - -	265
NORWAY - - -	223	PHILIPPINE and LADRONE ISLANDS - - -	266
DENMARK PROPER (including ICELAND, the FAROE ISLANDS, and GREENLAND) - - -	225	FERNANDO Po - - -	267
DUCHIES of SCHLESWIG and HOLSTEIN, with LAUENBURG - - -	227	ITALY: SARDINIA (including the ISLAND) - - -	268
DANISH POSSESSIONS:—		TUSCANY - - -	270
WEST INDIES (STE. CROIX, ST. THOMAS, and ST. JOHN) - - -	228	TWO SICILIES - - -	272
PRUSSIA - - -	229	ADRIATIC PORTS of ANCONA and the ROMAGNA - - -	274
MECKLENBURG SCHWERIN - - -	231	PAPAL PORTS ON THE MEDITERRANEAN - - -	275
HANOVER - - -	232	AUSTRIAN TERRITORIES - - -	276
OLDENBURG and KNIPHAUSEN - - -	234	GREECE - - -	278
HANSE TOWNS - - -	235	IONIAN ISLANDS - - -	279
HOLLAND - - -	238	TURKEY - - -	280
DUTCH POSSESSIONS:—		in EUROPE - - -	282
WEST INDIES (ST. MARTIN, ST. EUSTATIUS, and CURAÇOA) - - -	240	in ASIA - - -	284
GUIANA - - -	241	TURKISH POSSESSIONS:—	
JAVA - - -	242	WALLACHIA and MOLDAVIA - - -	286
SUMATRA - - -	243	SYRIA and PALESTINE - - -	287
SETTLEMENTS in the INDIAN SEAS - - -	243	EGYPT - - -	288
POSSESSIONS on the GOLD COAST - - -	243	MOROCCO - - -	290
BELGIUM - - -	244	TRIPOLI - - -	291
FRANCE - - -	246	TUNIS - - -	291
FRENCH POSSESSIONS:—		UNITED STATES (including CALIFORNIA) CALIFORNIA - - -	292 295
ALGERIA - - -	250	MEXICO - - -	296
WEST INDIES:		CENTRAL AMERICA - - -	297
GUADALOUPE, MARIE-GALANTE, and MARTINIQUE - - -	251	HAÏTI and ST. DOMINGO - - -	298
GUIANA - - -	251	NEW GRANADA - - -	299
SENEGAMBIA - - -	252	VENEZUELA - - -	301
MADAGASCAR - - -	253	BRAZIL - - -	302
EAST INDIES (PONDICHERRY) - - -	254	URUGUAY (MONTE VIDEO) - - -	304
BOURBON - - -	254	ARGENTINE CONFEDERATION - - -	305
PORTUGAL - - -	255	PARAGUAY - - -	306
PORTUGUESE POSSESSIONS:—		PATAGONIA - - -	306
THE AZORES - - -	257	CHILI - - -	307
MADEIRA - - -	258	PERU - - -	309
CAPE VERD ISLANDS - - -	259	BOLIVIA - - -	311
WESTERN AFRICA, CONTINENTAL, with ISLANDS of PRINCIPE and ST. THOMÉ } 260		ECUADOR - - -	311
EASTERN COAST of AFRICA - - -	260	CHINA (including HONG KONG and MACÃO) (exclusive of HONG KONG and MACÃO) - - -	312 314
EAST INDIES (GOA) - - -	261	JAPAN - - -	316
MACÃO - - -	261	SIAM - - -	317
		COCHIN CHINA - - -	318
		INDIAN ISLANDS: BORNEO - - -	318
		ARABIA - - -	319
		PERSIA - - -	319
		EASTERN COAST of AFRICA - - -	320
		MADAGASCAR - - -	321
		WESTERN COAST of AFRICA - - -	322
		ISLANDS IN THE PACIFIC - - -	323
		NORTHERN WHALE FISHERIES - - -	324

BRITISH POSSESSIONS.

PRINCIPAL IMPORTS
AND EXPORTS
FROM AND TO EACH
FOREIGN COUNTRY AND
BRITISH POSSESSION
in each Year from
1861 to 1865.
(Contd.)

	Page		Page
CHANNEL ISLANDS	325	GUIANA	359
HELIGOLAND	327	DEMERARA AND ESSEQUIBO	360
GIBRALTAR	327	BERBICE	361
MALTA and GOZO	329	FALKLAND ISLANDS	362
NORTH AMERICA :—		AUSTRALIA :—	
CANADA	330	NEW SOUTH WALES (including QUEENSLAND)	363
NEW BRUNSWICK	332	————— (exclusive of QUEENSLAND)	365
PRINCE EDWARD ISLAND	333	QUEENSLAND	367
NOVA SCOTIA, and CAPE BRETON	334	VICTORIA	368
NEWFOUNDLAND, and COAST of LABRA-		SOUTH AUSTRALIA	370
DOR	335	WEST AUSTRALIA	371
SETTLEMENTS of the HUDSON'S BAY		TASMANIA, or VAN DIEMEN'S LAND	372
COMPANY (including <i>British Columbia</i>)	336	NEW ZEALAND	373
————— (exclusive of <i>British Columbia</i>)	337	HONG KONG	374
BRITISH COLUMBIA	338	BRITISH INDIA (exclusive of SINGAPORE and	
HONDURAS	339	CEYLON)	375
BERMUDAS	340	————— BENGAL and PEGU	378
WEST INDIA ISLANDS	341	————— MADRAS	380
BAHAMAS AND TURKS ISLAND	343	————— BOMBAY and SCINDE	382
JAMAICA	345	SINGAPORE and EASTERN STRAITS SETTLEMENTS	384
TORTOLA	347	LABUAN	385
ST. CHRISTOPHER	347	CEYLON	386
NEVIS	349	ADEN	387
ANTIGUA	350	MAURITIUS	388
MONTserrat	351	CAPE OF GOOD HOPE and SOUTH AFRICA	389
DOMINICA	352	CAPE OF GOOD HOPE and BRITISH KAFFRARIA	391
ST. LUCIA	353	NATAL	393
ST. VINCENT	354	POSSESSIONS on the GOLD COAST	394
BARBADOES	355	————— RIVER GAMBIA	395
GRENADA	356	SIERRA LEONE	396
TOBAGO	357	ST. HELENA	397
TRINIDAD	358	ASCENSION	398

GENERAL SHIPPING
in the Year 1865.

	Page
SAILING AND STEAM VESSELS - <i>From Each Country.</i> Entered. With Cargoes and in Ballast ;—Number and Tonnage thereof, distinguishing British and Foreign (of the Countries whence Arrived, and of Other Countries)	400
<i>To Each Country.</i> Cleared. The Same	406
<i>Of Each Nation.</i> Entered and Cleared. With Cargoes and in Ballast ;—Number and Tonnage thereof	412
<i>At the Principal Ports.</i> Entered and Cleared. From and to Each Country. With Cargoes and in Ballast ;—Number and Tonnage thereof, distinguishing British and Foreign	416
<i>At Each Port.</i> Entered. From British Colonies, and Foreign Countries, respectively ;—Number and Tonnage thereof, distinguishing British and Foreign	434
————— Cleared. The Same	437
STEAM VESSELS - <i>From Each Country.</i> Entered. With Cargoes and in Ballast ;—Number and Tonnage thereof, distinguishing British and Foreign (of the Countries whence Arrived, and of Other Countries)	440
<i>To Each Country.</i> Cleared. The Same	442
<i>Of Each Nation.</i> Entered and Cleared. With Cargoes and in Ballast ;—Number and Tonnage thereof	444
<i>At the Principal Ports.</i> Entered and Cleared. From and to Each Country. With Cargoes and in Ballast ;—Number and Tonnage thereof, distinguishing British and Foreign	446

		Page	
APPENDIX OF SHIPPING in the Year 1865.	VESSELS BELONGING TO THE UNITED KINGDOM AND BRITISH POSSESSIONS - - -	<i>Total</i> Number, Tonnage, and Crews of Registered Vessels (Sailing and Steam) - - -	456
	-----	<i>Upon the Register</i> at the Beginning and End of the Year, with <i>New Vessels, &c.</i> Added to, and <i>Vessels Wrecked, &c.</i> Deducted from the Register during the Year -	456
	-----	<i>To each Port in each Division of United Kingdom. Of and under, and above Fifty Tons;—</i> Number and Tonnage of Sailing and Steam Vessels respectively	459
	-----	<i>To each Colony;—The Same</i> - - - -	461
	-----	<i>Employed in the Home and Foreign Trade</i> respectively;— Number and Tonnage of Sailing and Steam Vessels respectively, and Number of Men Em- ployed therein - - - -	462
	-----	<i>Classed according to Tonnage;—The Same</i> -	462
	BUILT AND REGISTERED - - -	<i>Built in each Division of the United Kingdom and in each British Possession</i> respectively;—Number and Tonnage of Vessels of <i>Timber and Iron</i> - - - -	457
	BUILT FOR FOREIGNERS - - -	Number and Tonnage thereof (Sailing and Steam Vessels)	458
	COLONIAL-BUILT VESSELS, REGISTERED -	Number and Tonnage thereof, at various Ports in the United Kingdom - - - -	458
	FOREIGN-BUILT VESSELS, Do. -	The Same - - - -	458
	COASTING TRADE - - - -	<i>Entered and Cleared. Total British and Foreign Vessels.</i> Number and Tonnage thereof, dis- tinguishing the Vessels Employed between Great Britain and Ireland -	463
		----- <i>At Each Port in Each Division of the United Kingdom;—</i> Total Number and Tonnage of Sailing and Steam Vessels	464
	----- <i>Foreign Vessels of Each Nation;—</i> Number and Tonnage of Sailing and Steam Vessels - - - -	466	
=====			
BONDED WAREHOUSE ACCOUNT, 1865.	* PRINCIPAL ARTICLES IMPORTED (SUBJECT TO DUTY) - - - -	Quantities thereof in Warehouse on 31st December 1864; Received into, and Delivered from Warehouse in the Year 1865; and Remaining in Warehouse on 31st December 1865, at the Principal Bonding Ports in the United Kingdom -	467
	-----	Quantities thereof Delivered Free of Duty, for the Use of Her Majesty's Navy or Army, and for Stores of Merchant Vessels, respectively, during the Year 1865 - - - -	483

ABSTRACT TABLES.

THE ACCOUNTS OF IMPORTS AND EXPORTS OF MERCHANDISE ARE EXCLUSIVE OF BULLION AND SPECIE (SPECIFIED AT pp. 38 to 43), AND OF FOREIGN MERCHANDISE TRANSHIPPED AT PORTS IN THE UNITED KINGDOM (SPECIFIED AT pp. 43 to 45).

No. 1.

REAL VALUE of the TOTAL IMPORTS and EXPORTS of MERCHANDISE, distinguishing BRITISH and FOREIGN and COLONIAL PRODUCE EXPORTED.

		1861.	1862.	1863.	1864.	1865.
		£	£	£	£	£
IMPORTS	- - - - -	217,485,024	225,716,976	248,919,020	274,952,172	271,072,285
EXPORTS	BRITISH PRODUCE - - - - -	125,102,814	123,992,264	146,602,342	160,449,053	165,835,725
	FOREIGN AND COLONIAL PRODUCE - - - - -	34,529,684	42,175,870	50,300,067	52,139,186	52,995,851
	TOTAL - - - - -	159,632,498	166,168,134	196,902,409	212,588,239	218,831,576
TOTAL of IMPORTS and EXPORTS - - - - -		377,117,522	391,885,110	445,821,429	487,540,411	489,903,861

No. 2.

COMPUTED REAL VALUE of the TOTAL IMPORTS of MERCHANDISE from FOREIGN COUNTRIES and BRITISH POSSESSIONS respectively.

		1861.	1862.	1863.	1864.	1865.
		£	£	£	£	£
MERCHANDISE FROM FOREIGN COUNTRIES.	Into GREAT BRITAIN - - - - -	158,206,343	153,235,604	158,328,728	176,757,733	192,900,551
	„ IRELAND * - - - - -	6,602,671	7,198,121	5,906,545	4,449,945	5,330,840
	„ UNITED KINGDOM - - - - -	164,809,014	160,433,725	164,235,273	181,207,678	198,231,391
MERCHANDISE FROM BRITISH POSSESSIONS.	Into GREAT BRITAIN - - - - -	51,665,619	64,537,426	83,889,548	93,107,985	72,112,454
	„ IRELAND * - - - - -	1,010,391	745,825	794,199	636,509	728,440
	„ UNITED KINGDOM - - - - -	52,676,010	65,283,251	84,683,747	93,744,494	72,840,894
TOTAL - - - - -	Into GREAT BRITAIN - - - - -	209,871,962	217,773,030	242,218,276	269,865,718	265,013,005
	„ IRELAND * - - - - -	7,613,062	7,943,946	6,700,744	5,086,454	6,059,280
	„ UNITED KINGDOM - - - - -	217,485,024	225,716,976	248,919,020	274,952,172	271,072,285

No. 3.

REAL VALUE of the TOTAL EXPORTS of PRODUCE of the UNITED KINGDOM, and of FOREIGN and COLONIAL PRODUCE.

		1861.	1862.	1863.	1864.	1865.
		£	£	£	£	£
PRODUCE OF THE UNITED KINGDOM. (Declared Value.)	From GREAT BRITAIN - - - - -	124,890,535	123,789,261	146,417,039	160,201,568	165,627,167
	„ IRELAND * - - - - -	212,279	203,003	185,303	247,485	208,558
	„ UNITED KINGDOM - - - - -	125,102,814	123,992,264	146,602,342	160,449,053	165,835,725
FOREIGN AND COLONIAL PRODUCE. (Computed Value.)	From GREAT BRITAIN - - - - -	34,511,573	42,166,996	50,291,572	52,128,880	52,983,066
	„ IRELAND * - - - - -	18,111	8,874	8,495	10,306	12,785
	„ UNITED KINGDOM - - - - -	34,529,684	42,175,870	50,300,067	52,139,186	52,995,851
TOTAL - - - - -	From GREAT BRITAIN - - - - -	159,402,108	165,956,257	196,708,611	212,330,448	218,610,233
	„ IRELAND * - - - - -	230,390	211,877	193,798	257,791	221,343
	„ UNITED KINGDOM - - - - -	159,632,498	166,168,134	196,902,409	212,588,239	218,831,576

* Only the direct Foreign Imports and Exports into and from Ireland are here shown: there are no Official Returns of the Merchandise Imported and Exported indirectly through the Ports of Great Britain.

REAL VALUE of the TOTAL IMPORTS and EXPORTS of MERCHANDISE

COUNTRIES.	TOTAL IMPORTS.				
	1861.	1862.	1863.	1864.	1865.
FOREIGN.					
Russia *	£ 12,822,688	£ 15,101,059	£ 12,419,263	£ 14,712,630	£ 17,383,697
Sweden *	2,620,720	2,698,216	3,232,079	3,526,586	4,199,794
Norway	951,205	1,105,973	1,231,083	1,572,754	1,454,262
Denmark Proper	1,338,958	1,389,113	1,562,368	1,664,814	2,191,755
Iceland, the Faroe Islands, and Greenland	32,975	42,058	62,926	63,389	92,532
Danish West Indies (Ste. Croix and St. Thomas)	379,204	75,398	160,352	121,139	143,876
Schleswig-Holstein and Lauenburg	883,904	733,869	800,665	814,097	1,015,230
Prussia	6,440,895	7,833,927	6,231,503	5,862,919	6,126,205
Mecklenburg Schwerin	412,431	260,977	219,505	340,198	345,402
Hanover	284,984	276,253	189,643	196,280	243,024
Oldenburg and Knipphausen	36,479	20,952	34,656	13,347	44,222
Hanseatic Towns *	6,058,490	5,957,260	6,946,235	7,923,039	8,837,769
Holland	7,692,895	7,863,031	8,661,119	11,660,180	12,413,404
Dutch Possessions on the Gold Coast	—	4,275	—	5	14
Java	184,742	93,336	22,417	16,749	226
Sumatra	6,461	2,690	—	—	—
Other Possessions in the Indian Seas	26,653	—	—	—	—
Dutch West Indies (Curaçoa)	2,982	5,461	14,724	14,665	11,825
Guiana	115,445	127,572	109,220	74,085	61,915
Belgium	3,817,800	4,876,212	5,174,221	6,410,954	7,354,845
France *	17,826,646	21,675,516	24,025,717	25,640,733	31,625,231
Algeria	30,322	47,264	104,204	137,467	90,505
French Possessions in Senegambia	—	2	6	—	—
Bourbon (Réunion)	5,591	—	—	—	—
French Possessions in India	79,752	166,176	117,036	117,987	43,633
West Indies (Guadaloupe and Martinique)	10	2	20,824	406	—
Portugal Proper	1,962,899	2,040,396	2,333,809	2,202,506	2,471,801
Azores	389,174	340,930	318,644	342,052	357,764
Madeira	45,350	22,886	20,279	17,261	20,669
Portuguese Poss ⁿ in Western Africa: Continental Territory	21,834	45,511	36,971	52,226	78,520
Cape Verd Islands	1,180	—	—	—	1
Macão	323,972	282,410	70,646	124,811	178,961
Spain *	4,458,373	3,766,437	4,844,324	5,879,705	4,769,277
Canary Islands	174,347	164,754	147,404	127,437	239,394
Fernando Po	25,607	14,030	22,325	28,248	28,648
Philippine and Ladron Islands	846,369	708,866	1,392,198	854,435	1,253,904
Spanish West Indies (Cuba and Porto Rico)	4,271,793	4,231,083	4,276,049	6,305,735	5,063,839
Italy *	2,478,708	2,617,354	2,357,144	2,178,638	2,486,997
Papal Ports on the Mediterranean*	1,356	957	1,064	2,461	23,921
Austrian Territories *	1,246,046	1,179,844	879,457	881,308	1,160,836
Greece (exclusive of the Ionian Islands, <i>vide</i> p. 4)	789,544	797,568	980,435	740,535	795,469
Ionian Islands from 1st June 1864	—	—	—	170,389	276,176
Turkey *	3,632,029	4,260,708	5,270,319	5,663,138	5,405,692
Wallachia and Moldavia	1,123,290	633,524	634,738	381,607	348,381
Syria and Palestine	77,425	126,242	121,873	261,569	74,242
Egypt (Mediterranean Ports, including the Transit from India, &c.)	8,398,493	12,225,783	16,495,582	19,602,235	21,773,250
El Hedjaz, and Ports on the Euphrates or the Persian Gulf	4,863	301	31,601	1	17,438
Tripoli	—	6,078	—	2,043	—
Tunis	14,593	1,532	10,314	3,112	5,492
Morocco	498,688	434,071	427,834	272,243	412,889
Western Coast of Africa (exclusive of British, French, Portuguese, and Spanish Possessions, separately shown)	1,467,992	1,655,983	1,352,982	985,694	1,239,816
Eastern Coast of Africa (extending from the Colonial Territory of Natal to the Limits of Abyssinia) *	495	—	34,405	73,235	121,657
Arabia *	—	—	2	—	—
Persia	—	5	—	—	517
Native Territories in the Indian Seas: Borneo	12,495	32,212	45,555	66,530	55,438
Siam	25,138	37,824	20,746	14,522	9,372
Cochin China, Camboja, and Tonquin	—	—	—	4	—
China	8,608,609	11,699,964	12,826,757	12,667,190	10,499,034
Japan	538,687	591,885	1,283,631	1,423,819	614,743
Islands in the Pacific	—	19,630	19,967	18,210	26,830
Hayti and St. Domingo	137,471	151,719	276,610	251,210	230,287
United States of America *	49,389,602	27,715,157	19,572,033	17,923,678	21,624,210
Mexico *	347,529	619,508	2,294,337	3,129,334	3,216,924
Central America *	313,869	492,340	485,918	427,394	694,245
New Granada *	433,060	811,304	774,311	1,684,720	1,566,973
Venezuela	24,556	9,397	23,767	180,954	221,331
Ecuador	81,802	95,023	68,608	26,965	40,715
Peru	3,169,552	2,394,092	3,565,328	2,655,431	4,002,150
Bolivia	125,416	341,982	259,196	154,044	151,026
Chili	2,416,895	2,863,434	2,288,862	3,162,241	3,798,543
Brazil	2,631,480	4,414,187	4,491,000	7,021,121	6,797,241
Uruguay	639,717	992,328	1,220,629	1,099,271	1,249,211
States of the Argentine Confederation	1,471,649	1,133,071	1,239,651	1,186,215	1,014,329
Patagonia	4,220	2,200	2,251	—	—
Whale Fisheries	130,615	102,623	75,951	79,778	133,872
Total from Foreign Countries	164,809,014	160,433,725	164,235,273	181,207,678	198,231,391

Continued for British Possessions on page 4.

* For Imports from the separate Coast Divisions of these Countries, see Table No. 7.

No. 4.

from and to EACH FOREIGN COUNTRY and BRITISH POSSESSION.

COUNTRIES.	TOTAL EXPORTS OF BRITISH AND FOREIGN AND COLONIAL MERCHANDISE.				
	1861.	1862.	1863.	1864.	1865.
FOREIGN.					
Russia *	£ 5,765,830	£ 3,741,532	£ 5,286,629	£ 6,086,332	£ 6,180,449
Sweden *	1,121,921	970,429	1,121,705	1,300,983	1,630,807
Norway	628,602	606,773	724,526	947,951	852,871
Denmark Proper	912,061	955,736	1,039,963	1,448,946	1,543,193
Iceland, the Faroer Islands, and Greenland	7,949	8,746	16,065	9,495	17,023
Danish West Indies (St. Croix, St. Thomas, and St. John)	719,532	767,649	731,653	763,384	701,594
Schleswig Holstein and Lauenburg	221,884	165,120	162,131	185,426	155,761
Prussia	4,057,850	3,998,663	4,219,004	2,314,886	4,010,324
Mecklenburg Schwerin	97,897	93,610	76,964	55,605	82,437
Hanover	1,882,716	1,628,365	1,583,608	1,464,782	859,527
Oldenburg and Kniphausen	77,148	50,493	54,847	33,622	60,938
Hanseatic Towns *	13,046,419	14,115,552	17,133,407	20,769,508	22,984,405
Holland	10,989,749	10,641,103	12,664,018	14,053,160	14,960,949
Java	1,096,004	780,529	655,170	801,911	931,559
(Other Possessions in the Indian Seas)	—	153	—	—	—
Dutch West Indies (Curaçoa)	58,250	39,883	83,881	128,742	93,887
Guiana	41,573	41,345	39,077	35,316	45,503
Belgium	4,914,359	4,550,152	5,059,722	5,979,731	6,896,157
France *	17,427,413	21,765,669	23,294,566	23,825,392	25,355,072
Algeria	20,955	47,126	13,767	12,244	12,363
French Possessions in Senegambia	4,017	11,389	5,031	7,462	11,134
Bourbon (Réunion)	353	—	—	—	—
French Possessions in India	—	—	—	—	—
West Indies (Guadaloupe, Marie-Galante, Martinique)	6,725	18,939	29,564	13,948	14,911
Guiana	—	—	—	—	135
Madagascar	216	—	82	932	—
Portugal Proper	2,356,105	1,888,225	2,658,268	2,475,286	2,550,853
Azores	105,266	86,441	96,499	120,611	90,117
Madeira	59,357	73,446	72,968	85,319	73,131
Portuguese Poss' in Western Africa: Continental Territory	20,833	28,551	34,347	51,398	76,819
Cape Verd Islands	18,791	19,289	21,479	26,123	23,609
Portuguese Possessions in India	6,744	—	7,200	—	—
Spain *	3,386,434	3,778,398	4,481,047	3,845,292	3,015,458
Canary Islands	132,460	152,766	141,333	176,863	216,543
Spanish Ports in Northern Africa	900	—	—	—	—
Fernando Po	15,049	17,802	32,314	19,005	11,208
Philippine and Ladron Islands	791,988	468,890	576,080	790,054	980,604
Spanish West Indies (Cuba and Porto Rico)	1,460,269	1,966,300	2,225,383	3,175,980	2,327,802
Italy *	6,710,066	6,118,409	7,307,475	6,667,071	6,110,720
Papal Ports on the Mediterranean *	82,594	48,674	31,047	73,687	12,892
Austrian Territories *	1,795,659	1,301,042	1,509,670	1,254,872	1,083,630
Greece (exclusive of the Ionian Islands, vide p. 5)	324,196	314,197	388,891	470,711	651,151
Ionian Islands, from 1st June 1864	—	—	—	326,364	475,808
Turkey *	3,104,029	3,855,028	5,763,772	6,278,058	5,847,332
Wallachia and Moldavia	196,375	220,431	182,803	196,999	201,146
Syria and Palestine	884,544	603,513	1,054,910	1,397,110	1,353,176
Egypt	2,398,478	2,550,052	4,511,383	6,195,910	6,168,225
El Hedjaz and Ports on the Euphrates or the Persian Gulf	—	8,499	243,672	26,789	22,235
Tripoli	—	—	—	816	—
Tunis	1,785	1,358	4,924	1,686	106,479
Morocco (exclusive of Ports in the possession of Spain)	187,726	212,148	235,236	224,531	320,383
Western Coast of Africa (exclusive of British, French, Portuguese, and Spanish Possessions, shown separately)	1,076,452	1,146,955	778,762	664,714	747,056
Eastern Coast of Africa *	—	25,162	19,051	29,239	66,228
Madagascar, * Native States	—	—	16,700	32,971	—
Arabia (Muscat)	—	—	1,189	808	305
Persia	26,545	22,729	—	625	16,666
Native Territories in the Indian Seas	—	—	—	—	—
Siam	36,191	23,907	12,100	15,250	35,386
China (exclusive of Hong Kong)	3,161,918	2,072,185	2,540,201	3,220,313	3,688,414
Cochin China	—	247	36,597	—	—
Japan	43,426	254	125,628	666,992	1,654,028
Islands in the Pacific	116,721	24,544	141,733	188,259	36,660
Hayti and St. Domingo	310,555	479,842	545,192	459,876	348,419
United States of America *	11,025,683	19,173,907	19,696,785	20,171,820	25,170,788
Mexico *	652,862	816,870	1,748,782	2,231,832	1,967,389
Central America *	176,517	172,246	146,447	232,899	156,168
New Granada *	837,426	826,083	1,615,636	2,119,135	2,419,347
Venezuela	434,086	229,991	411,940	493,425	397,956
Ecuador	156,916	1,076	10,060	5,818	30,027
Peru	1,221,018	836,365	1,055,065	1,354,858	1,205,876
Bolivia	1,031	675	—	3,751	1,006
Chili	1,380,533	979,344	1,474,040	1,719,766	1,626,316
Brazil	4,690,875	3,860,342	4,082,641	6,369,359	5,771,024
Paraguay	—	1,825	—	—	—
Uruguay	602,087	467,668	549,042	1,006,554	836,258
States of the Argentine Confederation	1,403,227	869,292	1,348,122	1,782,099	1,988,565
Patagonia	—	—	—	—	107
Whale Fisheries	271	323	273	1,334	515
Total to Foreign Countries	114,493,420	120,744,247	141,932,067	156,891,990	167,284,823

Continued for British Possessions on page 5.

* For Exports to the separate Coast Divisions of these Countries, see Table No. 8.

No. 4.—Continued.

REAL VALUE of the TOTAL IMPORTS and EXPORTS of MERCHANDISE from

COUNTRIES (Continued).	TOTAL IMPORTS—Continued.				
	1861.	1862.	1863.	1864.	1865.
BRITISH POSSESSIONS.					
Heligoland	£ 544	£ 568	—	£ 803	—
Channel Islands	638,772	645,801	648,508	836,455	414,391
Gibraltar	133,834	97,559	69,130	117,059	149,729
Malta and Gozo	143,437	110,819	158,563	128,013	83,993
Ionian Islands (until 1st June 1864, the date of their cession to Greece)	213,157	339,254	192,879	18,870	—
British Possessions on the River Gambia	47,015	45,246	37,252	41,720	30,852
Sierra Leone	72,732	97,692	64,666	54,860	76,221
British Possessions on the Gold Coast	74,466	91,836	89,288	198,806	295,619
Ascension	—	1	12	8	18
St. Helena	14,538	2,424	16,255	10,677	47,500
Possessions in South Africa: Cape of Good Hope	1,321,075	1,412,437	1,779,122	1,726,972	2,218,948
Kaffraria	3,671	23,976	14,584	13,952	25,244
Natal	96,901	81,438	126,137	234,949	201,293
Mauritius	1,914,042	967,714	1,986,270	1,589,769	1,246,299
Arabia: Aden	17	33	2,983	75	—
Kooria Moorria Islands	—	—	—	—	—
India: Bombay and Sinde	11,334,630	21,908,616	30,284,041	33,609,009	22,369,133
Madras	2,129,062	3,525,846	6,020,914	5,594,133	4,612,654
Bengal and Pegu	8,505,060	8,699,089	12,129,685	13,092,457	10,413,665
Total	21,968,752	34,133,551	48,434,640	52,295,599	37,395,452
Singapore and Eastern Straits Settlements	1,913,425	2,375,813	1,830,522	2,069,838	2,155,931
Ceylon	2,251,019	2,488,262	3,699,425	3,173,820	3,707,717
Hong Kong	137,864	154,721	1,288,907	2,881,929	773,068
Australia: West Australia	83,061	68,891	60,681	70,730	73,951
South Australia	734,653	866,583	1,097,795	1,203,809	1,223,895
Victoria	2,905,342	2,870,715	2,681,239	4,043,813	4,399,090
New South Wales	2,040,124	2,078,819	1,966,948	2,809,915	2,703,247
Queensland	131,088	155,673	253,201	344,362	177,548
Tasmania	465,862	457,683	360,405	464,296	429,419
New Zealand	541,357	611,445	740,397	1,102,407	1,265,963
Total	6,901,487	7,109,809	7,160,666	10,039,332	10,273,113
British North America: British Columbia and Vancouver's Island	7,866	48,019	42,810	44,103	47,132
Settlements of the Hudson's Bay Company	137,754	127,047	154,024	119,154	242,755
Newfoundland and Coast of Labrador	512,925	454,081	435,664	315,551	433,401
Canada	5,989,648	6,572,430	5,867,098	4,562,784	4,013,372
New Brunswick	1,749,040	1,119,744	1,447,241	1,492,468	1,419,980
Prince Edward Island	73,471	66,647	63,515	58,430	85,440
Nova Scotia and Cape Breton	197,216	111,425	155,261	258,240	108,098
Total	8,667,920	8,499,393	8,165,613	6,850,730	6,350,178
Bermudas	14,141	78,642	820,314*	1,998,727*	259,954
British West India Islands: Bahamas and Turk's Islands	56,815	463,972*	2,282,698*	3,154,242*	1,340,284
Jamaica	1,160,328	1,211,232	1,126,604	1,186,065	997,069
Tortola and Virgin Gorda	21,190	44,558	56,590	22,240	22,534
St. Christopher	204,887	232,517	229,633	144,824	266,678
Nevis	35,270	40,210	43,533	23,897	34,420
Antigua	222,244	331,790	256,165	81,912	203,521
Montserrat	3,766	7,865	7,889	14,891	11,912
Dominica	84,452	70,773	59,354	62,888	74,710
St. Lucia	117,609	112,746	110,060	127,328	118,830
St. Vincent	199,729	196,964	200,449	218,121	199,028
Barbadoes	1,000,708	829,184	891,940	796,479	798,288
Grenada	139,028	109,730	140,152	160,951	149,235
Tobago	75,950	92,950	63,257	73,227	68,464
Trinidad	762,961	900,351	804,100	1,096,171	877,097
Total	4,084,937	4,644,842	6,272,424	7,163,236	5,162,070
British Guiana: Demerara	1,590,523	1,386,562	1,378,119	1,741,820	1,565,642
Berbice	170,857	174,981	132,381	169,365	141,795
Total	1,761,380	1,561,543	1,510,500	1,911,185	1,707,437
British Settlements in Honduras	296,117	299,746	297,873	372,223	244,786
Falkland Islands	4,767	20,131	17,114	14,887	21,081
Total from British Possessions	52,676,010	65,283,251	84,683,747	93,744,494	72,840,894
Total from Foreign Countries	164,809,014	160,433,725	164,235,273	181,207,678	198,231,391
TOTAL FROM FOREIGN COUNTRIES AND BRITISH POSSESSIONS	217,485,024	225,716,976	248,919,020	274,952,172	271,072,285

* Chiefly American Cotton.

No. 4.—Continued.

and to EACH FOREIGN COUNTRY and BRITISH POSSESSION—Continued.

COUNTRIES (Continued).	TOTAL EXPORTS OF BRITISH AND FOREIGN AND COLONIAL MERCHANDISE—Continued.				
	1861.	1862.	1863.	1864.	1865.
BRITISH POSSESSIONS.	£	£	£	£	£
Heligoland	394	115	—	15	326
Channel Islands	822,024	996,868	1,012,872	1,208,427	892,036
Gibraltar	1,169,142	1,144,698	1,471,451	1,332,982	1,240,672
Malta and Gozo	628,891	517,901	726,179	870,798	726,017
Ionian Islands (until 1st June 1864, the date of their cession to Greece)	325,982	337,139	458,031	128,235	—
British Possessions on the River Gambia	81,901	90,730	101,870	45,462	61,012
Sierra Leone	203,305	190,682	220,904	173,967	221,810
British Possessions on the Gold Coast	157,893	140,149	101,503	134,131	198,152
Ascension	9,156	12,908	7,999	13,105	8,342
St. Helena	54,824	58,265	39,550	39,240	54,213
Possessions in South Africa: Cape of Good Hope	1,824,368	1,723,618	1,304,199	1,884,113	1,501,876
Kaffraria	19,043	31,321	13,383	32,363	23,894
Natal	258,205	279,629	308,763	463,965	232,650
Mauritius	589,747	542,120	549,329	674,615	613,012
Arabia: Aden	12,368	47,525	45,222	31,954	46,217
India: Bombay and Sinde	6,465,628	6,120,385	9,284,034	9,604,658	6,895,409
Madras	1,150,428	950,869	1,757,137	1,638,615	1,699,311
Bengal and Pegu	9,437,299	8,275,172	9,776,238	9,504,594	10,238,470
Total	17,053,355	15,346,426	20,817,409	20,747,867	18,833,190
Singapore and Eastern Straits Settlements	1,056,458	1,093,164	1,516,426	1,230,203	1,510,392
Ceylon	508,349	607,215	1,140,183	882,779	718,373
Labuan	1,267	4,709	—	—	—
Hong Kong	1,778,522	1,165,151	1,558,584	1,768,089	1,587,647
Australia: West Australia	102,904	121,353	99,198	108,355	126,373
South Australia	1,139,866	950,637	1,128,520	1,188,526	1,585,479
Victoria	5,933,999	6,073,951	6,281,674	5,776,509	6,033,074
New South Wales	2,960,458	3,808,725	3,242,292	3,010,746	3,834,765
Queensland	81,719	210,757	344,766	475,208	620,510
Tasmania	348,203	316,967	349,781	293,431	245,637
New Zealand	963,655	1,364,935	2,197,973	2,071,229	1,720,587
Total	11,530,804	12,847,325	13,644,204	12,924,004	14,166,425
British North America: British Columbia and Vancouver's Island	242,997	224,555	331,664	194,686	183,233
Settlements of the Hudson's Bay Company	39,694	47,465	81,563	74,777	73,205
Newfoundland and Coast of Labrador	443,406	382,441	492,021	443,270	438,854
Canada	2,357,925	2,757,859	2,938,201	3,418,723	3,115,362
New Brunswick	370,122	447,958	539,884	783,507	538,733
Prince Edward Island	90,615	93,708	130,316	174,770	159,699
Nova Scotia and Cape Breton	611,593	827,367	1,013,283	1,178,051	1,211,412
Total	4,156,352	4,781,353	5,526,932	6,267,784	5,720,498
Bermudas	39,229	248,055	659,844	781,709	70,554
British West India Islands: Bahamas and Turk's Islands	131,534	945,489	1,390,695	988,631	274,956
Jamaica	625,707	580,255	624,629	672,999	617,509
Tortola and Virgin Gorda	40	—	—	492	—
St. Christopher	77,091	72,793	64,436	63,207	94,700
Nevis	137	439	54	497	520
Antigua	102,386	86,507	90,410	72,682	83,485
Montserrat	443	262	982	1,453	342
Dominica	25,896	21,358	19,738	19,085	26,291
St. Lucia	36,059	24,426	21,705	32,526	28,051
St. Vincent	47,727	47,575	42,096	61,724	52,016
Barbadoes	517,650	374,726	352,572	486,862	478,580
Grenada	44,668	48,455	42,071	45,447	50,529
Tobago	20,687	19,075	18,168	15,487	17,746
Trinidad	341,810	342,188	309,957	478,129	402,517
Total	1,971,835	2,563,548	2,977,513	2,939,221	2,127,242
British Guiana: Demerara	603,576	477,357	539,102	834,272	749,782
Berbice	63,125	46,669	38,904	55,596	59,006
Total	666,701	524,026	578,006	889,868	808,788
British Settlements in Honduras	207,138	118,504	175,451	210,130	172,240
Falkland Islands	11,854	10,742	14,535	15,223	11,175
Total to British Possessions	45,139,078	45,423,887	54,970,342	55,696,249	51,546,753
Total to Foreign Countries	114,493,420	120,744,247	141,932,067	156,891,990	167,284,823
TOTAL TO FOREIGN COUNTRIES AND BRITISH POSSESSIONS	159,632,498	166,168,134	196,902,409	212,588,239	218,831,576

DECLARED REAL VALUE of the TOTAL EXPORTS of the PRODUCE of the UNITED KINGDOM, to Each FOREIGN COUNTRY and BRITISH POSSESSION.

COUNTRIES.	1861.	1862.	1863.	1864.	1865.
FOREIGN.					
Russia *	£ 3,041,448	2,078,832	£ 2,695,276	£ 2,846,409	£ 2,923,006
Sweden *	608,954	603,013	606,987	731,294	903,307
Norway	478,509	508,059	556,979	772,095	677,007
Denmark Proper	759,754	823,464	866,532	1,145,745	1,250,454
Iceland, the Faroer Island, and Greenland	6,456	7,242	14,155	7,022	13,978
Danish West Indies (Ste. Croix, St. Thomas, and St. John)	706,981	728,295	710,516	746,770	688,855
Schleswig-Holstein and Lauenburg	146,597	111,065	124,217	145,080	147,302
Prussia	2,493,976	2,045,079	1,917,345	1,134,399	2,095,320
Mecklenburg Schwerin	85,353	81,841	72,429	51,251	77,008
Hanover	1,029,293	758,334	568,337	689,978	399,499
Oldenburg and Kniphausen	77,148	49,710	54,838	33,199	59,887
Hanseatic Towns *	9,298,463	9,740,336	10,806,092	13,418,826	15,116,658
Holland	6,434,919	6,046,242	6,324,696	6,884,937	8,137,753
Java	1,091,511	776,411	650,424	796,850	927,755
Other Possessions in the Indian Seas	—	153	—	—	—
Dutch West Indies (Curaçoa)	57,875	39,629	83,317	126,447	92,494
Guiana	35,949	34,414	28,658	33,165	36,627
Belgium	1,925,852	1,828,622	2,107,332	2,301,291	2,935,833
France *	8,895,588	9,209,367	8,673,309	8,187,361	9,062,095
Algeria	20,955	46,253	13,732	12,229	12,363
French Possessions in Senegambia	3,638	7,669	3,517	7,234	10,965
Bourbon (Réunion)	353	—	—	—	—
French West Indies (Guadaloupe, Marie-Galante, and Martinique)	2,909	17,209	14,601	13,948	12,849
Guiana	—	—	—	—	135
Madagascar	216	—	—	—	—
Portugal Proper	1,987,450	1,533,365	2,225,777	2,091,314	2,066,037
Azores	96,974	74,956	85,288	106,967	82,211
Madeira	50,892	62,583	63,924	71,500	64,592
Portuguese Poss' in Western Africa, Continental Territory	20,829	28,372	34,162	47,949	73,034
Cape Verd Islands	18,424	18,497	20,560	24,436	21,542
Portuguese Possessions in India	6,647	—	7,196	—	—
Spain *	2,919,501	2,862,261	3,508,556	3,084,778	2,177,446
Canary Islands	122,691	137,837	124,265	144,834	177,521
Spanish Ports in Northern Africa	900	—	—	—	—
Fernando Po	8,371	14,574	28,617	12,263	8,199
Philippine and Ladron Islands	784,564	458,404	556,863	765,719	955,300
Spanish West Indies (Cuba and Porto Rico)	1,363,463	1,854,882	2,131,087	3,002,025	2,193,677
Italy *	5,698,502	5,056,329	5,901,112	5,597,496	5,307,803
Papal Ports in the Mediterranean *	82,567	46,991	26,868	72,589	12,888
Austrian Territories *	967,901	787,058	1,001,929	931,625	878,397
Greece (exclusive of the Ionian Islands, vide p. 8)	286,393	248,223	341,991	433,887	582,299
Ionian Islands, from 1st June 1864	—	—	—	310,084	436,191
Turkey *	2,987,800	3,480,152	5,471,954	5,952,049	5,655,794
Wallachia and Moldavia	162,606	168,548	157,880	159,462	162,238
Syria and Palestine	876,035	588,556	1,026,562	1,366,608	1,334,902
Egypt	2,278,848	2,405,982	4,406,295	6,051,680	5,990,943
El Hedjaz and Ports on the Euphrates or the Persian Gulf	—	7,609	242,596	25,869	22,036
Tunis	1,785	1,358	4,924	1,686	102,077
Morocco (exclusive of Ports in the possession of Spain)	147,406	155,135	174,551	162,532	270,474
Western Coast of Africa (exclusive of French, Portuguese, and Spanish Possessions, shown separately)	841,259	888,593	590,111	498,516	548,236
Eastern Coast of Africa *	—	24,235	15,289	25,444	60,328
Madagascar *, Native States	—	—	13,085	30,884	—
Persia	26,266	22,517	—	530	16,243
Arabia (Muscat)	—	—	1,189	808	305
Native Territories in the Indian Seas	—	—	—	—	—
Siam	35,979	21,907	11,984	15,130	34,854
Cochin China	—	247	36,597	—	—
China (exclusive of Hong Kong)	3,114,694	2,024,118	2,416,705	3,092,611	3,603,595
Japan	43,100	21	108,897	627,383	1,576,794
Islands in the Pacific	114,524	24,402	141,119	184,616	36,274
Hayti and St. Domingo	304,982	473,400	528,614	450,611	335,314
United States of America *	9,064,504	14,327,870	15,344,392	16,708,505	21,227,956
Mexico *	583,657	757,823	1,678,572	1,809,753	1,896,895
Central America *	172,431	166,376	140,609	221,794	138,141
New Granada *	826,186	783,105	1,558,188	2,058,843	2,371,333
Venezuela	426,858	224,825	402,261	482,988	389,434
Ecuador	154,173	1,076	9,864	2,746	28,685
Peru	1,194,873	824,585	1,027,343	1,331,692	1,185,756
Bolivia	922	664	—	3,510	997
Chili	1,362,451	954,542	1,431,814	1,683,580	1,601,987
Brazil	4,552,165	3,735,781	3,964,261	6,249,260	5,654,920
Uruguay	581,638	453,790	534,973	993,951	812,861
States of the Argentine Confederation	1,383,529	854,213	1,330,959	1,757,457	1,950,892
Paraguay	—	1,764	—	—	—
Patagonia	—	—	—	—	65
Whale Fisheries	—	160	—	1,191	—
Total to Foreign Countries	82,857,437	82,096,915	95,723,072	108,734,635	117,628,615

Continued for British Possessions on page 8.

* For Exports to the separate Coast Divisions of these Countries, see Table No. 9.

No. 6.

COMPUTED REAL VALUE of the TOTAL EXPORTS of FOREIGN and COLONIAL PRODUCE AND MANUFACTURES, to Each FOREIGN COUNTRY and BRITISH POSSESSION.

COUNTRIES.	1861.	1862.	1863.	1864.	1865.
FOREIGN.					
	£	£	£	£	£
Russia *	2,724,382	1,662,700	2,591,353	3,239,923	3,257,443
Sweden *	512,967	367,416	514,718	569,689	727,500
Norway	150,093	100,714	167,547	175,856	175,864
Denmark Proper	152,307	132,272	173,431	303,201	292,739
Iceland, the Faroer Islands, and Greenland	1,493	1,504	1,910	2,473	3,045
Schleswig, Holstein and Lauenburg	75,287	54,055	37,914	40,396	8,459
Danish West Indies (Ste. Croix and St. Thomas)	12,551	39,354	21,137	16,614	12,739
Prussia	1,563,874	1,953,584	2,301,659	1,180,487	1,915,004
Mecklenburg Schwerin	12,544	11,769	4,535	4,354	5,429
Hanover	853,423	870,031	1,015,271	774,804	460,028
Oldenburg and Kniphausen	—	783	9	423	1,051
Hanseatic Towns *	3,747,956	4,375,216	6,327,315	7,350,682	7,867,747
Holland	4,554,830	4,594,861	6,339,322	7,168,223	6,823,196
Dutch Possessions in India: Java	4,493	4,118	4,746	5,061	3,804
West Indies (Curaçoa)	375	254	564	2,295	1,393
Guiana	5,624	6,931	10,419	2,151	8,876
Belgium	2,988,507	2,721,530	2,952,390	3,678,440	3,960,324
France *	8,531,825	12,556,302	14,621,257	15,638,031	16,292,977
Algeria	—	873	35	15	—
French Possessions in Senegambia	379	3,720	1,514	228	169
French Possessions in India	—	—	—	—	—
French West Indies (Guadaloupe and Martinique)	3,816	1,730	14,963	—	2,062
Madagascar (French Possessions)	—	—	82	932	—
Portugal Proper	368,655	354,860	432,491	383,972	484,816
Azores	8,292	11,435	11,211	13,644	7,906
Madeira	8,465	10,863	9,044	13,819	8,539
Portuguese Possessions in Western Africa, Continental Territory	4	179	185	3,449	3,785
Cape Verd Islands	367	802	919	1,687	2,067
Portuguese Possessions in India	97	—	4	—	—
Spain *	466,933	916,137	972,491	760,514	838,012
Canary Islands	9,769	14,929	17,068	32,029	39,022
Fernando Po	6,678	3,228	3,697	6,742	3,010
Philippine and Ladrone Islands	7,424	10,486	19,217	24,335	25,304
Spanish West Indies (Cuba and Porto Rico)	96,806	111,418	94,296	173,955	134,125
Italy *	1,011,453	1,062,080	1,406,363	1,070,991	802,921
Papal Ports on the Mediterranean *	27	1,683	4,179	1,098	—
Austrian Territories *	827,758	513,984	507,741	323,247	205,233
Greece (exclusive of Ionian Islands, vide p. 9)	37,803	65,974	46,900	36,824	68,852
Ionian Islands, from 1st June 1864, date of cession to Greece	—	—	—	16,280	39,617
Turkish Dominions *	116,229	374,876	291,818	326,009	191,538
Wallachia and Moldavia	33,769	51,883	24,923	37,537	38,908
Syria and Palestine	8,509	14,957	28,348	30,502	18,274
Egypt	119,630	144,070	105,088	144,230	177,282
El Hedjaz and Ports on the Euphrates or the Persian Gulf	9	890	1,076	920	199
Tripoli	—	—	—	816	—
Tunis	—	—	—	—	4,402
Morocco (exclusive of the Ports in the possession of Spain)	40,320	57,013	60,685	61,999	49,909
Western Coast of Africa, not particularly designated	235,193	258,362	188,651	166,198	198,820
Eastern Coast of Africa *	—	927	3,762	3,795	5,900
Madagascar, Native Territory	—	—	3,615	2,087	—
Persia	279	212	—	95	423
Native Territories in the Indian Seas: Celebes	—	—	—	—	—
St. David's	—	—	—	—	—
Siam	212	2,000	116	120	532
China (exclusive of Hong Kong and Macão)	47,224	48,067	123,496	127,702	84,819
Japan	326	233	16,731	39,609	77,234
Islands in the Pacific *	2,197	142	614	3,643	386
Hayti and the Dominican Republic	5,573	6,442	16,578	9,265	13,105
United States of America *	1,961,179	4,846,037	4,352,393	3,463,315	3,942,832
Mexico *	69,205	59,047	70,210	422,079	70,494
Central America *	4,086	5,870	5,838	11,105	18,027
New Granada *	11,240	42,978	57,448	60,292	48,014
Venezuela	7,228	5,166	9,679	10,437	8,522
Ecuador	2,743	—	196	3,072	1,342
Peru	26,145	11,780	27,722	23,166	20,120
Bolivia	109	11	—	241	9
Chili	18,082	24,802	42,226	36,186	24,328
Brazil	138,710	124,561	118,380	120,099	116,104
Uruguay	20,449	13,878	14,069	12,603	23,397
States of the Argentine Confederation	19,698	15,079	17,163	24,642	37,673
Paraguay	—	61	—	—	—
Patagonia	—	—	—	—	—
Whale Fisheries: Northern	271	163	273	143	42
Total to Foreign Countries	31,635,983	38,647,332	46,208,995	48,157,355	49,656,208

Continued for British Possessions on page 9.

* For Exports to the separate Coast Divisions of these Countries, see Table No. 10.

DECLARED REAL VALUE of the TOTAL EXPORTS of the PRODUCE of the UNITED KINGDOM, to Each FOREIGN COUNTRY and BRITISH POSSESSION—Continued.

COUNTRIES (Continued).	1861.	1862.	1863.	1864.	1865.
BRITISH POSSESSIONS.					
Heligoland - - - - -	£ 394	£ 115	—	£ 15	£ 326
Channel Islands - - - - -	666,087	851,518	867,776	1,015,985	752,269
Gibraltar - - - - -	1,015,606	996,913	1,267,900	1,206,168	1,120,847
Malta and Gozo - - - - -	564,110	432,731	622,608	753,113	631,904
Ionian Islands (until 1st June 1864, the date of their cession to Greece)	296,570	282,349	405,118	110,249	—
British Possessions on the River Gambia	56,872	52,537	69,037	28,200	43,949
Sierra Leone - - - - -	180,065	170,354	178,726	158,978	187,316
British Possessions on the Gold Coast	144,194	126,728	80,849	85,718	171,704
Ascension - - - - -	7,646	11,415	7,066	9,808	7,791
St. Helena - - - - -	45,587	49,562	33,544	35,766	46,096
Possessions in South Africa: Cape of Good Hope	1,728,921	1,651,534	1,230,089	1,814,319	1,455,660
Kaffraria - - - - -	18,020	29,517	11,857	29,412	22,200
Natal - - - - -	237,764	240,202	281,339	427,885	223,200
Mauritius - - - - -	551,727	519,868	511,813	655,852	597,354
Arabia: Aden - - - - -	12,173	47,201	45,017	31,757	45,619
India: Bombay and Sinde - - - - -	6,183,897	5,806,082	8,916,886	9,235,375	6,699,536
Madras - - - - -	1,118,068	916,569	1,713,761	1,591,906	1,650,040
Bengal and Pegu - - - - -	9,109,791	7,895,022	9,371,594	9,124,356	9,910,837
Total - - - - -	16,411,756	14,617,673	20,002,241	19,951,637	18,260,413
Singapore and Eastern Straits Settlement	1,027,384	1,064,681	1,486,774	1,181,680	1,440,119
Ceylon - - - - -	486,655	573,998	1,075,927	826,333	687,189
Labuan - - - - -	1,217	4,694	—	—	—
Hong Kong - - - - -	1,733,963	1,113,224	1,473,222	1,618,867	1,548,698
Australia: West Australia - - - - -	90,021	105,998	85,419	97,507	112,511
South Australia - - - - -	1,085,280	895,486	1,057,885	1,116,654	1,506,512
Victoria - - - - -	5,528,331	5,731,566	5,802,741	5,316,844	5,727,952
New South Wales - - - - -	2,725,148	3,511,226	2,949,373	2,741,865	3,571,133
Queensland - - - - -	74,050	193,664	316,457	450,003	595,851
Tasmania - - - - -	324,114	284,934	315,221	266,716	231,436
New Zealand - - - - -	865,827	1,221,632	1,971,438	1,867,624	1,593,844
Total - - - - -	10,692,771	11,944,506	12,498,534	11,857,213	13,339,241
British North America: British Columbia and Vancouver's Island - - - - -	231,644	199,227	302,511	162,900	161,446
Settlements of the Hudson's Bay Company - - - - -	34,715	42,186	72,924	69,102	67,145
Newfoundland and Coast of Labrador - - - - -	391,876	331,452	442,102	391,739	392,817
Canada - - - - -	2,081,446	2,237,520	2,479,230	3,059,751	2,448,077
New Brunswick - - - - -	334,836	385,566	486,315	707,866	454,521
Prince Edward Island - - - - -	75,529	72,730	107,740	147,230	129,439
Nova Scotia and Cape Breton - - - - -	539,907	722,329	922,660	1,057,003	1,064,283
Total - - - - -	3,689,953	3,991,010	4,813,482	5,595,691	4,707,728
Bermudas - - - - -	34,674	218,859	607,443	657,045	62,657
British West India Islands: Bahamas and Turk's Islands - - - - -	125,039	859,391	1,198,133	919,011	251,301
Jamaica - - - - -	589,143	519,655	585,610	616,342	583,362
Tortola and Virgin Gorda - - - - -	40	—	—	492	—
St. Christopher - - - - -	71,211	76,517	56,980	57,135	87,204
Nevis - - - - -	131	378	44	482	504
Antigua - - - - -	93,455	74,939	78,481	67,720	76,633
Montserrat - - - - -	430	262	929	1,441	330
Dominica - - - - -	23,906	16,015	18,896	14,968	23,348
St. Lucia - - - - -	33,545	21,033	17,141	29,972	25,303
St. Vincent - - - - -	44,008	41,336	34,305	52,614	46,272
Barbados - - - - -	461,385	353,993	298,381	415,372	420,532
Grenada - - - - -	38,295	44,836	36,437	39,299	45,065
Tobago - - - - -	19,115	17,508	16,909	14,796	16,625
Trinidad - - - - -	316,347	308,053	281,601	419,895	370,131
Total - - - - -	1,816,050	2,304,917	2,623,847	2,649,539	1,946,610
British Guiana: Demerara - - - - -	557,187	437,262	477,901	743,822	682,366
Berbice - - - - -	56,743	43,992	34,490	52,009	56,540
Total - - - - -	613,930	481,254	512,391	795,831	738,906
British Settlements in Honduras (Belize) - - - - -	201,328	108,273	161,367	204,625	160,033
Falkland Islands - - - - -	9,960	9,716	11,303	12,832	9,282
Total to British Possessions - - - - -	42,245,377	41,895,349	50,879,270	51,714,418	48,207,110
Total to Foreign Countries - - - - -	82,857,437	82,096,915	95,723,072	108,734,635	117,628,615
TOTAL TO FOREIGN COUNTRIES AND BRITISH POSSESSIONS - - - - -	125,102,814	123,992,264	146,602,342	160,449,053	165,835,725

COMPUTED REAL VALUE of the TOTAL EXPORTS of FOREIGN and COLONIAL PRODUCE and MANUFACTURES, to Each FOREIGN COUNTRY and BRITISH POSSESSION—Continued.

COUNTRIES (Continued).	1861.	1862.	1863.	1864.	1865.
BRITISH POSSESSIONS.					
Channel Islands	£ 155,937	£ 145,351	£ 145,096	£ 192,442	£ 139,767
Gibraltar	153,536	147,785	203,551	126,814	119,825
Malta and Gozo	64,781	85,170	103,571	117,685	94,113
Ionian Islands (until 1st June 1864, date of cession to Greece)	29,412	54,790	52,913	17,986	—
British Possessions on the River Gambia	25,029	38,193	32,833	17,262	17,063
Sierra Leone	23,240	20,328	42,178	20,989	34,494
British Possessions on the Gold Coast	13,699	13,421	20,654	48,413	26,448
Ascension	1,510	1,493	933	3,297	551
St. Helena	9,237	8,703	6,006	3,474	8,117
British Possessions in South Africa: Cape of Good Hope	95,447	72,084	74,110	69,794	46,216
Kaffraria	1,023	1,804	1,526	2,951	1,694
Natal	20,441	39,427	27,424	36,080	9,450
Mauritius	38,020	22,252	37,516	18,763	15,658
Aden	195	324	205	197	598
India: Bombay and Sinde	281,731	314,303	367,148	369,283	195,873
Madras	32,360	34,300	43,376	46,709	49,271
Bengal and Pegu	327,508	380,150	404,644	380,238	327,633
Total	611,599	728,753	815,168	796,230	572,777
Singapore and the Eastern Straits Settlements	29,074	28,483	29,652	48,523	70,274
Ceylon	21,694	33,217	64,256	56,446	31,184
Labuan	50	15	—	—	—
Hong Kong	44,559	51,927	85,362	149,222	38,949
Australia: West Australia	12,883	15,355	13,779	10,848	13,862
South Australia	54,586	55,151	70,635	71,872	78,965
Victoria	405,668	342,385	478,933	459,665	305,122
New South Wales	235,310	297,499	292,919	268,881	263,632
Queensland	7,669	17,093	28,309	25,205	24,659
Tasmania	24,089	32,033	34,560	26,715	14,201
New Zealand	97,828	143,303	226,535	203,605	126,743
Total	838,033	902,819	1,145,670	1,066,791	827,184
British North America: British Columbia and Vancouver's Island	11,353	25,328	29,153	31,786	21,787
Settlements of the Hudson's Bay Company	4,979	5,279	8,639	5,675	6,060
Newfoundland and Coast of Labrador	51,530	50,989	49,919	51,531	56,037
Canada	276,479	520,339	458,971	358,972	667,285
New Brunswick	35,286	62,392	53,569	75,641	84,212
Prince Edward Island	15,086	20,978	22,576	27,540	30,260
Nova Scotia and Cape Breton	71,686	105,038	90,623	121,048	147,129
Total	466,399	790,343	713,450	672,193	1,012,770
Bermudas	4,555	29,196	52,401	124,664	7,897
British West India Islands: Bahamas and Turks Islands	6,495	86,098	192,562	69,620	23,655
Jamaica	36,564	60,600	39,019	56,657	34,147
St. Christopher	5,880	5,276	7,456	6,072	7,496
Nevis	6	61	10	15	16
Antigua	8,931	11,568	11,929	4,962	6,852
Montserrat	13	—	53	12	12
Dominica	1,990	5,343	842	4,117	2,943
St. Lucia	2,514	3,393	4,564	2,554	2,748
St. Vincent	3,719	6,239	7,791	9,110	5,744
Barbadoes	56,265	40,733	54,191	71,490	58,048
Grenada	6,373	3,619	5,634	6,148	5,464
Tobago	1,572	1,566	1,259	691	1,121
Trinidad	25,463	34,135	28,356	58,234	32,386
Total	155,785	258,631	353,666	289,622	180,632
British Guiana: Demerara	46,389	40,095	61,201	90,450	67,416
Berbice	6,382	2,677	4,414	3,587	2,466
Total	52,771	42,772	65,615	94,037	69,882
British Settlements in Honduras	5,810	10,231	14,084	5,505	12,207
Falkland Islands	1,894	1,026	3,232	2,391	1,893
Total to British Possessions	2,893,701	3,528,538	4,091,072	3,981,831	3,339,643
Total to Foreign Countries	31,635,983	38,647,332	46,208,995	48,187,355	49,656,208
TOTAL TO FOREIGN COUNTRIES AND BRITISH POSSESSIONS	34,529,684	42,175,870	50,300,067	52,139,186	52,995,851

No. 7.

COMPUTED REAL VALUE of the TOTAL IMPORTS of MERCHANDISE, from the separate COAST DIVISIONS of various FOREIGN COUNTRIES.

COUNTRIES.	1861.	1862.	1863.	1864.	1865.
FOREIGN.					
	£	£	£	£	£
Russia : Ports within the Baltic - - - -	7,386,695	9,241,777	8,504,731	10,393,102	11,517,289
Ports on the White Sea and Arctic Ocean - -	973,826	1,086,372	787,273	1,044,455	832,512
Ports on the Black Sea and Sea of Azof - -	4,462,167	4,772,906	3,127,259	3,275,073	5,033,896
Ports on the North Pacific Ocean - - - -	—	4	—	—	—
Sweden : Ports within the Baltic - - - -	1,556,537	1,631,588	2,050,855	2,283,451	2,651,147
Ports without the Baltic - - - -	1,064,183	1,066,628	1,181,224	1,243,135	1,548,647
Hanseatic Towns : Hamburg - - - -	5,545,432	5,239,814	6,068,341	7,058,762	7,728,036
Bremen - - - -	509,105	701,089	870,630	861,061	1,107,491
Lubeck - - - -	3,953	16,357	7,264	3,216	2,242
France : Ports without the Mediterranean - - - -	17,263,203	20,784,781	23,735,186	25,252,886	31,215,075
Ports within the Mediterranean - - - -	563,443	890,735	290,531	387,847	410,156
Spain : Ports without the Mediterranean - - - -	3,383,625	2,689,144	3,379,085	4,100,926	2,649,827
Ports within the Mediterranean - - - -	1,074,748	1,077,293	1,465,239	1,778,779	2,119,450
Italy :					
Sardinian States - - - -	214,367	236,666	271,866	198,194	173,014
Island of Sardinia - - - -	45,977	26,532	9,325	29,318	49,501
Tuscany - - - -	560,917	441,088	558,471	388,712	550,140
Naples - - - -	493,831	964,403	629,516	651,563	706,805
Sicily - - - -	1,046,622	900,836	818,702	870,902	981,393
Adriatic Ports of Ancona and the Romagna - -	116,994	47,829	69,264	39,949	26,144
Papal Ports on the Mediterranean - - - -	1,356	957	1,064	2,461	23,921
Austrian Territories : Venetia - - - -	527,946	384,564	425,409	512,083	483,315
Illyria, Croatia, and Dalmatia - - - -	718,100	795,280	454,048	369,225	677,521
Turkey, European - - - -	2,103,480	2,460,882	2,842,758	2,961,279	3,149,000
Natolia or Asia Minor - - - -	1,528,549	1,799,826	2,427,561	2,701,859	2,256,692
Eastern Coast of Africa (extending from the Colonial Territory of Natal to the limits of Abyssinia) : Portuguese Possessions -	—	—	—	—	6,326
Native States - - - -	495	—	34,405	73,235	115,331
Arabia : Territories of the Imaun of Muscat - - - -	—	—	2	—	—
Other Native States - - - -	—	—	—	—	—
United States of America : Ports on the Atlantic, Northern - -	21,736,132	26,289,985	18,528,728	17,175,198	16,322,360
Southern - - - -	26,947,898	1,069,326	515,442	365,314	5,131,227
Ports on the Pacific - - - -	705,572	355,846	527,863	383,166	170,623
Mexico : Ports on the Atlantic - - - -	178,762	550,291	2,287,665	3,109,222	3,138,473
Ports on the Pacific - - - -	168,767	69,217	6,672	20,112	78,451
Central America : Ports on the Atlantic - - - -	38,201	32,722	40,234	54,819	70,627
Ports on the Pacific - - - -	275,668	459,618	445,684	372,575	623,618
New Granada : Ports on the Atlantic - - - -	427,502	808,967	771,903	1,683,216	1,566,773
Ports on the Pacific - - - -	5,558	2,337	2,408	1,504	200
Patagonia : Ports on the Atlantic - - - -	3,700	2,200	2,251	—	—
Ports on the Pacific - - - -	520	—	—	—	—
Whale Fisheries, Northern - - - -	130,615	102,623	75,951	79,778	133,872

REAL VALUE of the TOTAL EXPORTS of BRITISH and FOREIGN and COLONIAL PRODUCE, to the separate COAST DIVISIONS of various FOREIGN COUNTRIES.

COUNTRIES.	1861.	1862.	1863.	1864.	1865.
	£	£	£	£	£
FOREIGN.					
Russia: Ports within the Baltic - - - -	5,307,580	3,210,635	4,807,368	5,702,650	5,667,571
Ports on the White Sea and Arctic Ocean - -	13,841	13,820	30,665	10,408	8,349
Ports on the Black Sea and Sea of Azof - - -	444,059	509,163	448,549	373,274	504,529
Ports on the North Pacific Ocean - - - -	350	7,914	47	—	—
Sweden: Ports within the Baltic - - - - -	416,126	339,197	302,606	379,302	397,201
Ports without the Baltic - - - - -	705,795	631,232	819,099	921,681	1,233,606
Hanseatic Towns: Hamburg - - - - -	11,545,205	12,421,759	15,485,466	18,434,734	20,219,885
Bremen - - - - -	1,428,575	1,614,041	1,567,935	2,293,369	2,732,819
Lubeck - - - - -	72,639	79,752	80,006	41,405	31,701
France: Ports without the Mediterranean - - -	17,253,195	21,544,672	23,152,985	23,636,795	25,210,201
Ports within the Mediterranean - - - -	174,218	220,997	141,581	188,597	144,871
Spain: Ports without the Mediterranean - - -	1,478,455	1,643,192	2,042,579	1,683,857	1,284,797
Ports within the Mediterranean - - - -	1,907,979	2,135,206	2,438,468	2,161,435	1,730,661
Italy:					
Sardinian States - - - - -	2,727,632	2,703,840	3,009,378	2,461,901	1,925,208
Island of Sardinia - - - - -	5,532	37,232	7,674	67,442	57,033
Tuscany - - - - -	1,265,109	1,086,654	1,234,468	1,123,272	1,262,675
Naples - - - - -	1,329,360	1,244,129	1,907,064	1,804,853	1,622,019
Sicily - - - - -	1,010,914	586,945	735,115	910,747	906,839
Adriatic Ports of Ancona and the Romagna - -	371,519	459,609	413,776	298,856	336,946
Papal Ports on the Mediterranean - - - - -	82,594	48,674	31,047	73,687	12,892
Austrian Territories: Venetia - - - - -	230,814	130,101	264,435	194,855	221,853
Illyria, Croatia, and Dalmatia - - - - -	1,564,845	1,170,941	1,245,235	1,060,017	861,777
Turkey, European - - - - -	2,622,136	3,173,977	4,688,252	5,156,086	5,133,068
Natolia or Asia Minor - - - - -	481,893	681,051	1,075,520	1,121,972	714,264
Egypt, Ports on the Mediterranean - - - -	2,398,478	2,550,052	4,511,383	6,195,311	6,168,225
Ports on the Red Sea - - - - -	—	—	—	599	—
Eastern Coast of Africa: Portuguese Possessions -	—	—	—	297	—
Native States - - - - -	—	25,162	19,051	28,942	66,228
Madagascar: French Possessions - - - - -	—	—	82	932	—
Native States - - - - -	—	—	16,700	32,971	—
United States of America: Ports on the Atlantic, Northern	10,353,239	18,739,936	19,128,166	19,155,193	24,231,558
Southern - - - - -	241,516	58,509	43,409	88,513	401,385
Ports on the Pacific - - - - -	430,928	375,462	525,210	928,114	537,845
Mexico: Ports on the Atlantic - - - - -	652,582	814,969	1,710,755	2,229,922	1,943,572
Ports on the Pacific - - - - -	280	1,901	38,027	1,910	23,817
Central America: Ports on the Atlantic - - -	51,296	43,154	51,049	94,447	69,801
Ports on the Pacific - - - - -	125,221	129,092	95,398	138,452	86,367
New Granada: Ports on the Atlantic - - - -	836,272	822,504	1,610,874	2,117,194	2,410,996
Ports on the Pacific - - - - -	1,154	3,579	4,762	1,941	8,351

DECLARED REAL VALUE of the TOTAL EXPORTS of the PRODUCE of the UNITED KINGDOM, to the separate COAST DIVISIONS of various FOREIGN COUNTRIES.

COUNTRIES.	1861.	1862.	1863.	1864.	1865.
FOREIGN.					
	£	£	£	£	£
Russia : Ports within the Baltic - - - -	2,652,601	1,734,232	2,404,471	2,570,836	2,584,002
Ports on the White Sea and Arctic Ocean - - - -	8,886	9,230	19,363	4,334	4,352
Ports on the Black Sea and Sea of Azof - - - -	379,961	327,456	271,442	271,239	334,652
Ports on the North Pacific Ocean - - - -	—	7,914	—	—	—
Sweden : Ports within the Baltic - - - -	219,026	200,851	174,565	215,419	253,823
Ports without the Baltic - - - -	389,928	402,162	432,422	515,875	649,484
Hanseatic Towns : Hamburg - - - -	8,558,186	9,098,783	10,241,364	12,571,384	13,942,298
————— Bremen - - - -	673,155	566,382	488,507	807,373	1,143,320
————— Lubeck - - - -	67,122	75,171	76,221	40,069	31,040
France : Ports without the Mediterranean - - - -	8,794,726	9,034,532	8,581,575	8,091,797	8,983,542
Ports within the Mediterranean - - - -	100,862	174,835	91,734	95,564	78,553
Spain : Ports without the Mediterranean - - - -	1,343,419	1,475,002	1,742,643	1,449,102	1,045,987
Ports within the Mediterranean - - - -	1,576,082	1,387,259	1,765,913	1,635,676	1,131,459
Italy :					
Sardinian States - - - -	2,196,391	2,106,549	2,106,727	1,844,344	1,470,219
Island of Sardinia - - - -	2,557	37,223	7,653	65,767	56,702
Tuscany - - - -	1,062,881	935,426	1,073,669	951,153	1,128,259
Naples - - - -	1,087,795	988,837	1,626,855	1,584,467	1,475,628
Sicily - - - -	983,726	540,067	682,418	870,178	868,200
Adriatic Ports of Ancona and the Romagna - - - -	365,152	448,227	403,790	281,587	308,795
Papal Ports on the Mediterranean - - - -	82,567	46,991	26,868	72,589	12,888
Austrian Territories : Venetia - - - -	151,699	80,371	137,193	139,506	153,749
————— Illyria, Croatia, and Dalmatia - - - -	816,202	706,687	864,736	792,119	724,648
Turkey, European - - - -	2,520,436	2,862,380	4,427,886	4,881,222	4,961,731
Natolia or Asia Minor - - - -	467,364	617,772	1,044,068	1,070,827	694,063
Egypt, Ports on the Mediterranean - - - -	2,278,848	2,405,982	4,406,295	6,051,081	5,990,943
———— Ports on the Red Sea - - - -	—	—	—	599	—
Eastern Coast of Africa : Portuguese Possessions - - - -	—	—	—	297	—
———— Native States - - - -	—	24,235	19,051	25,147	60,328
Madagascar : French Possessions - - - -	—	—	—	—	—
———— Native States - - - -	—	—	13,085	30,884	—
United States of America : Ports on the Atlantic, Northern - - - -	8,405,862	13,913,847	14,799,952	15,711,127	20,339,299
———— Southern - - - -	240,160	57,229	43,409	87,876	390,214
Ports on the Pacific - - - -	418,482	356,794	501,031	909,502	498,443
Mexico : Ports on the Atlantic - - - -	583,657	756,168	1,640,690	1,809,563	1,873,267
Ports on the Pacific - - - -	—	1,655	37,882	190	23,628
Central America : Ports on the Atlantic - - - -	50,218	42,067	49,920	92,632	67,259
Ports on the Pacific - - - -	122,213	124,309	90,689	129,162	70,882
New Granada : Ports on the Atlantic - - - -	825,076	780,194	1,554,430	2,057,213	2,365,106
Ports on the Pacific - - - -	1,110	2,911	3,758	1,630	6,227

YEARS 1861 to 1865.

ABSTRACT TABLES.

No. 10.

COMPUTED REAL VALUE of the TOTAL EXPORTS of FOREIGN and COLONIAL PRODUCE AND MANUFACTURES, to the separate COAST DIVISIONS of various FOREIGN COUNTRIES.

COUNTRIES.	1861.	1862.	1863.	1864.	1865.
FOREIGN.					
	£	£	£	£	£
Russia: Ports within the Baltic - - - -	2,654,979	1,476,403	2,402,897	3,131,814	3,083,569
Ports on the White Sea and Arctic Ocean - - - -	4,955	4,590	11,302	6,074	3,997
Ports on the Black Sea and Sea of Azof - - - -	64,098	181,707	177,107	102,035	169,877
Ports on the North Pacific Ocean - - - -	350	—	47	—	—
Sweden: Ports within the Baltic - - - -	197,100	138,346	128,041	163,883	143,378
Ports without the Baltic - - - -	315,867	229,070	386,677	405,806	584,122
Hanseatic Towns: Hamburg - - - -	2,987,019	3,322,976	5,244,102	5,863,350	6,277,587
———— Bremen - - - -	755,420	1,047,659	1,079,428	1,485,996	1,589,499
———— Lubeck - - - -	5,517	4,581	3,785	1,336	661
France: Ports without the Mediterranean - - - -	8,458,469	12,510,140	14,571,410	15,544,998	16,226,659
Ports within the Mediterranean (including those of Corsica)	73,356	46,162	49,847	93,033	66,318
Spain: Ports without the Mediterranean - - - -	135,036	168,190	299,936	234,755	238,810
Ports within the Mediterranean - - - -	331,897	747,947	672,555	525,759	599,202
Italy:					
Sardinian States - - - -	531,241	597,291	902,651	617,557	454,989
Island of Sardinia - - - -	2,975	9	21	1,675	331
Tuscany - - - -	202,228	151,228	160,799	172,119	134,416
Naples - - - -	241,565	255,292	280,209	220,386	146,391
Sicily - - - -	27,188	46,878	52,697	40,569	38,639
Adriatic Ports of Ancona and the Romagna - - - -	6,367	11,382	9,986	17,269	28,151
Papal Territories, Ports on the Mediterranean - - - -	27	1,683	4,179	1,098	4
Austrian Territories: Venetia - - - -	79,115	49,730	127,242	55,349	68,104
———— Illyria, Croatia, and Dalmatia - - - -	748,643	464,254	380,499	267,898	197,129
Turkish Dominions:					
European Turkey - - - -	101,700	311,597	260,366	274,864	171,337
Natolia or Asia Minor - - - -	14,529	63,279	31,452	51,145	20,201
Egypt, Ports on the Mediterranean - - - -	119,630	144,070	105,088	144,230	177,282
Eastern Coast of Africa: Portuguese Possessions - - - -	—	—	—	—	—
———— Native States - - - -	—	927	3,762	3,795	5,900
Madagascar: French Possessions - - - -	—	—	82	—	—
———— Native States - - - -	—	—	3,615	2,087	—
Islands in the Pacific: Sandwich Islands - - - -	1,867	142	528	3,643	82
———— Other Islands in the Pacific, not separately enumerated - - - -	330	—	86	—	304
United States of America: Ports on the Atlantic, Northern - - - -	1,947,377	4,826,089	4,328,214	3,444,066	3,892,259
———— Southern - - - -	1,356	1,280	—	637	11,171
Ports on the Pacific - - - -	12,446	18,668	24,179	18,612	39,402
Mexico: Ports on the Atlantic - - - -	68,925	58,801	70,065	420,359	70,305
Ports on the Pacific - - - -	280	246	145	1,720	189
Central America: Ports on the Atlantic - - - -	1,078	1,087	1,939	1,815	2,542
Ports on the Pacific - - - -	3,008	4,783	3,899	9,290	15,485
New Granada: Ports on the Atlantic - - - -	11,196	42,310	56,444	59,981	45,890
• Ports on the Pacific - - - -	44	668	1,004	311	2,124

TOTAL QUANTITIES of the PRINCIPAL ARTICLES IMPORTED.

PRINCIPAL ARTICLES.	1861.	1862.	1863.	1864.	1865.
Alkali, viz. Ashes, Pearl and Pot - - - - - Cwts.	129,048	161,113	176,334	176,327	143,779
Of other Sorts - - - - - "	25,940	18,820	23,160	30,280	35,216
Animals, Living: Horses - - - - - Number	1,595	1,978	1,441	1,357	1,332
Oxen, Bulls, Cows, and Calves - - - - - "	107,096	97,887	150,898	231,733	283,271
Sheep and Lambs - - - - - "	312,923	299,472	430,788	496,243	914,170
Argol - - - - - Cwts.	14,229	13,840	17,491	14,398	20,004
Arrowroot - - - - - "	17,173	11,378	15,440	16,800	23,322
Bacon and Hams: Bacon - - - - - "	476,720	1,135,453	1,651,681	896,630	621,854
Hams - - - - - "	39,233	210,241	226,132	172,760	91,492
Bark: For Tanning or Dyeing - - - - - "	237,611	291,393	326,192	331,166	430,810
Peruvian - - - - - "	12,477	17,833	23,589	20,383	15,510
Beads and Bugles of Glass - - - - - Lbs.	2,601,517	2,441,971	2,607,392	3,127,611	3,365,221
Beef, Salted and Fresh - - - - - Cwts.	152,635	189,761	288,369	346,821	244,431
Bones of all Kinds (except Whalefins) - - - - - Tons	66,509	67,230	77,494	68,870	74,308
Books - - - - - Cwts.	6,887	7,171	6,924	8,089	8,826
Boracic Acid - - - - - "	21,347	36,042	30,021	19,667	20,627
Brimstone - - - - - "	865,646	1,067,387	847,722	795,702	981,106
Bristles - - - - - Lbs.	2,036,880	2,278,413	2,517,185	2,346,135	2,566,154
Butter - - - - - Cwts.	992,772	1,037,371	986,708	1,054,617	1,083,717
Cable Yarn of Hemp, &c. (except Coir) - - - - - Lbs.	7,549,354	11,840,261	15,544,077	14,412,340	11,082,747
Camphor - - - - - "	1,022	5,455	16,433	20,968	10,755
Candles, Stearine - - - - - "	15,393	15,100	34,885	48,892	41,623
Caoutchouc - - - - - "	57,834	59,703	65,649	71,027	71,392
Manufactures of - - - - - Lbs.	860,146	719,974	754,611	650,549	868,689
Cheese - - - - - Cwts.	706,395	703,909	756,285	834,844	853,277
Chicory, Raw or Kiln-dried - - - - - "	72,363	45,563	131,628	136,272	95,063
China and Porcelain Ware - - - - - "	12,438	15,341	19,290	20,277	18,705
Clocks and Watches - - - - - { Clocks - Number	270,295	247,263	314,291	375,922	231,356
Watches - - - - - }	170,651	161,528	160,648	133,753	143,770
Cochineal (including Granilla and Dust) - - - - - Cwts.	30,896	24,394	27,689	24,232	26,910
Cocoa - - - - - Lbs.	9,032,541	9,912,508	9,592,565	7,920,712	7,464,982
Coffee - - - - - "	83,532,525	94,041,893	117,354,217	109,277,382	137,997,451
Coir, Coir Rope, Twine, Strands and Coir Yarn - - - - - Cwts.	133,503	90,123	118,501	118,240	113,675
Copper, Ore and Regulus - - - - - Tons	94,480	117,438	102,099	93,304	122,248
Unwrought, and part Wrought, Old Copper, Copper in Plates for Coin, Coin, and Copper Sheets - - - - - }	17,035	13,739	12,788	25,437	22,858
Cork - - - - - "	5,351	4,993	4,823	5,212	6,103
Corks, ready made - - - - - Lbs.	859,884	1,265,829	1,457,326	1,311,723	2,012,478
Corn: Wheat - - - - - Cwts.	2,955,532	41,033,503	24,364,171	23,196,714	20,962,964
Other kinds of Corn and Grain - - - - - "	27,790,272	25,842,735	30,232,971	19,300,277	24,610,550
Wheatmeal and Flour - - - - - "	6,152,938	7,207,112	5,218,976	4,512,391	3,904,471
Other kinds of Meal and Flour - - - - - "	97,420	17,935	14,812	7,176	11,202
Cotton: Raw - - - - - "	11,223,078	4,678,333	5,978,422	7,975,935	8,731,949
Yarn - - - - - Lbs.	1,005,174	1,246,748	873,359	921,754	863,820
Waste of (not distinguished previously to the Year 1862) - - - - - }	-	377,606	1,696,655	3,117,774	2,139,328
Manufactures of India and China - - - - - Pieces	260,898	327,862	217,377	55,391	65,770
of Europe, &c. - - - - - Value £	652,482	741,523	927,400	805,081	726,402
Cream-of-Tartar - - - - - Cwts.	29,731	36,385	36,011	49,137	49,165
Dye Woods. See Wood.					
Eggs - - - - - Great Hundreds	1,694,278	1,936,010	2,224,414	2,794,152	3,033,444
Embroidery and Needlework - - - - - Value £	73,307	55,182	62,693	51,293	58,085
Feathers for Beds - - - - - Cwts.	6,693	7,172	7,351	8,786	13,493
Ostrich - - - - - Lbs.	17,873	23,142	28,500	42,835	37,811
Fish - - - - - Cwts.	337,518	302,521	248,109	428,784	485,460
Flax, Dressed or Undressed - - - - - "	1,333,679	1,798,351	1,458,962	1,842,947	1,913,132
Flowers, Artificial - - - - - Value £	276,256	351,404	308,222	307,798	299,427
Fruit: Almonds of all Kinds - - - - - Cwts.	36,824	44,645	45,670	42,549	41,114
Apples, Raw - - - - - Bushels	878,055	1,156,584	1,262,207	802,671	515,732
Currants - - - - - Cwts.	832,757	873,529	920,442	764,492	937,231
Figs - - - - - "	82,208	95,414	59,437	82,200	77,977
Nuts, Small - - - - - Bushels	218,548	229,213	279,425	204,264	250,755
Oranges and Lemons - - - - - "	1,295,336	1,025,278	1,346,585	1,276,643	1,506,745
Raisins - - - - - Cwts.	390,084	278,750	421,796	327,051	368,106
Raw, Unenumerated - - - - - Bushels	136,527	190,659	265,537	337,505	225,913
Furniture (Household) of Wood, and Cabinet Ware - - - - - Value £	32,557	77,900	84,658	119,350	128,925
Furs. See Skins.					
Galls - - - - - Cwts.	15,766	6,909	8,865	7,998	15,964
Glass of all Kinds (except Bottles of Green or Common Glass) - - - - - }	151,336	202,620	250,269	327,133	363,036
Grease - - - - - "	29,392	26,358	38,543	20,266	21,826
Guano - - - - - Tons	178,423	141,636	233,574	131,358	237,393
Gum: Animi and Copal - - - - - Cwts.	9,763	11,662	12,108	11,080	11,502
Arabic - - - - - "	39,832	57,230	70,903	49,342	46,032
Lacdye - - - - - "	11,943	9,131	11,194	12,150	11,673
Shellac - - - - - "	32,142	34,540	35,138	40,071	46,362
Senegal - - - - - "	7,035	7,127	3,007	3,688	8,846
Of other Sorts - - - - - "	40,654	54,043	48,846	74,540	57,710
Gutta Percha, Raw - - - - - "	19,749	18,284	21,655	35,636	29,077
Hair: Cow, Ox, Bull, or Elk - - - - - "	21,639	30,325	43,281	63,771	53,773
Goats' Hair or Wool - - - - - Lbs.	3,334,748	4,047,870	3,434,705	4,737,330	5,402,613
Horsehair - - - - - Cwts.	29,033	17,478	15,854	17,743	21,078
Manufactures of Hair and of Goats' Wool - - - - - Value £	363,941	397,454	281,577	244,283	249,696

No. 11.—Continued.

TOTAL QUANTITIES of the PRINCIPAL ARTICLES IMPORTED—Continued.

PRINCIPAL ARTICLES (Continued).	1861.	1862.	1863.	1864.	1865.	
Hats of Felt - - - - -	Number	166,553	139,665	151,278	139,073	119,372
Hats and Bonnets of Straw - - - - -	Lbs.	35,698	41,009	55,198	61,322	161,844
Hemp, Dressed or Undressed - - - - -	Cwts.	800,100	984,325	1,059,862	1,023,763	1,065,705
Jute, Raw - - - - -	"	904,092	963,774	1,223,033	2,024,537	2,108,942
Jute, Yarn (not distinguished previously to the Year 1863) - - - - -	Lbs.	—	—	1,041,864	1,265,317	1,958,004
Hides, Raw - - - - -	Cwts.	829,910	943,193	1,022,824	954,506	968,063
Tanned, Tawed, Curried, or Dressed - - - - -	Lbs.	5,219,568	5,512,626	5,202,110	6,445,754	7,351,854
Hops - - - - -	Cwts.	149,176	133,791	147,281	98,656	82,479
Horns - - - - -	Tons	4,509	3,225	4,436	3,254	3,678
Indigo - - - - -	Cwts.	83,109	69,589	85,395	76,214	66,506
Iron in Bars, Unwrought - - - - -	Tons	35,489	49,662	46,635	53,918	51,464
— Chromate of - - - - -	"	2,176	4,154	10,471	12,325	9,679
— Steel, Unwrought - - - - -	"	3,706	5,050	4,016	7,619	6,777
Iron and Steel, Wrought or Manufactured - - - - -	Cwts.	64,103	67,943	106,046	202,334	329,853
Isinglass - - - - -	"	2,293	1,991	2,320	2,748	2,764
Jewellery - - - - -	Value £	65,932	73,586	71,184	97,099	87,981
Jute. See Hemp.						
Lace - - - - -	"	69,383	93,282	106,633	143,657	167,706
Lard - - - - -	Cwts.	324,691	530,090	530,512	217,275	136,898
Lead, Pig and Sheet - - - - -	Tons	23,109	23,693	28,604	30,616	34,903
Leather Manufactures: Boots, Shoes, and Boot Fronts - - - - -	Pairs	856,625	944,016	913,395	369,940	373,812
Gloves - - - - -	"	6,126,360	6,876,720	8,093,580	10,099,260	9,215,412
Unenumerated - - - - -	Value £	20,482	20,493	27,963	50,818	116,163
Linen Manufactures - - - - -	"	122,145	140,784	103,908	140,836	153,104
Yarn - - - - -	Lbs.	58,866	1,023,373	3,997,106	2,040,952	1,164,890
Liquorice Juice and Paste - - - - -	Cwts.	26,279	23,921	17,659	34,389	27,286
Madder and Madder Root (including Munjeet) - - - - -	"	299,899	299,873	355,681	296,166	237,352
Garancine - - - - -	"	28,596	38,311	37,271	42,714	33,571
Manganese Ore - - - - -	Tons	20,664	21,054	34,591	51,299	46,478
Mother-of-Pearl Shells - - - - -	Cwts.	17,961	25,442	20,322	19,405	27,262
Musical Instruments - - - - -	Value £	163,558	190,906	209,188	224,249	243,813
Nitre, Cubic - - - - -	Cwts.	512,860	794,318	539,558	670,448	1,020,383
Nuts and Kernels, for expressing Oil therefrom - - - - -	Tons	2,793	4,985	4,264	5,930	4,959
Oil: Animal - - - - -	Cwts.	5,672	51,693	55,675	21,715	9,091
Castor - - - - -	"	17,655	17,347	45,750	18,576	20,163
Chemical, Essential and Perfumed - - - - -	Lbs.	311,838	468,242	380,461	403,989	400,416
Cocoa Nut - - - - -	Cwts.	274,992	170,485	320,180	375,218	190,228
Olive - - - - -	Tons	17,325	21,095	19,866	16,705	32,005
Palm - - - - -	Cwts.	740,332	865,890	790,224	666,582	798,724
Petroleum - - - - -	Tons	1,435	22,159	35,347	21,077	14,046
Seed, of all Kinds - - - - -	"	8,873	11,201	12,698	11,770	12,811
Train, Spermaceti, and Blubber (including Cod Liver Oil) - - - - -	"	19,176	18,383	14,265	14,701	13,147
Turpentine - - - - -	Cwts.	100,296	66,632	91,703	104,359	112,129
Oil Seed Cake - - - - -	Tons	113,725	101,156	98,566	105,570	109,962
Onions, Raw - - - - -	Bushels	294,742	353,335	381,918	629,678	529,392
in Salt and Water (not distinguished previously to the Year 1865) - - - - -	Gallons	—	—	—	—	11,598
Opium - - - - -	Lbs.	284,005	221,381	254,314	250,040	401,571
Orchal - - - - -	Cwts.	40,163	46,684	47,233	39,787	34,298
Paper and Pasteboard: - - - - -						
Of all Kinds, except Paper Hangings - - - - -	"	91,402	189,431	192,684	242,607	239,707
Paper Hangings - - - - -	"	2,975	4,210	5,177	5,979	5,684
Pearls - - - - -	Value £	93,220	89,305	77,055	56,236	45,789
Pitch and Tar: Pitch - - - - -	Cwts.	7,004	10,542	18,975	53,457	42,922
Tar - - - - -	Lasts	14,439	17,874	21,086	18,096	12,781
Platting - - - - -	Lbs.	145,909	182,901	280,175	199,237	239,650
Plumbago - - - - -	Tons	4,804	4,079	4,791	6,218	4,836
Pork, Salted and Fresh - - - - -	Cwts.	136,416	227,758	170,751	228,016	222,419
Potatoes - - - - -	"	385,446	1,354,636	1,249,360	742,404	807,259
Poultry and Game (including Rabbits) - - - - -	Value £	73,975	85,774	108,910	131,179	148,642
Pyrites of Iron or Copper - - - - -	Tons	93,889	110,852	179,225	170,990	193,626
Quicksilver - - - - -	Lbs.	1,915,909	1,161,352	1,762,393	4,763,499	1,781,825
Rags and other materials for making Paper - - - - -	Tons	20,486	23,942	45,582	67,819	71,155
Woolen - - - - -	"	3,290	4,311	5,766	5,909	5,462
Torn up, to be used as Wool - - - - -	"	7,602	8,972	9,866	10,037	9,316
Rhubarb - - - - -	Lbs.	111,296	183,270	122,733	113,566	129,967
Rice, not in the Husk - - - - -	Cwts.	3,305,631	3,919,189	3,070,292	3,187,650	1,938,816
Rosin - - - - -	"	598,080	339,011	385,388	353,824	459,427
Safflower - - - - -	"	10,097	17,380	7,288	11,028	6,311
Sago - - - - -	"	149,462	184,582	146,084	145,901	148,582
Saltpetre - - - - -	"	313,803	443,248	404,765	343,582	311,390
Seed: Clover - - - - -	"	198,120	169,974	272,626	226,278	214,071
Flax and Linseed - - - - -	Quarters	1,160,270	1,088,472	1,104,578	1,434,973	1,435,414
Grass, Unenumerated - - - - -	Cwts.	49,545	57,366	63,824	75,597	81,062
Millet - - - - -	"	55,674	88,301	69,495	50,138	284,198
Mustard - - - - -	"	23,299	32,808	32,123	19,011	37,811
Poppy - - - - -	Quarters	5,451	8,336	18,253	16,010	35,706
Rape - - - - -	"	249,635	189,307	313,577	235,578	206,111
Tares - - - - -	"	41,863	33,459	29,631	31,199	47,387
Cotton - - - - -	Tons	20,034	33,162	62,159	84,642	114,851
Unenumerated, for expressing Oil therefrom - - - - -	Quarters	32,305	42,790	80,376	49,383	39,062
Seed of other Sorts - - - - -	Value £	208,503	267,366	249,752	190,795	212,684

No. 11.—Continued.

TOTAL QUANTITIES OF THE PRINCIPAL ARTICLES IMPORTED—Continued.

PRINCIPAL ARTICLES (Continued).	1861.	1862.	1863.	1864.	1865.
Shumac - - - - - Tons	19,526	13,819	12,807	12,292	13,045
Silk :					
Raw and Waste - - - - - Lbs.	12,028,905	13,524,027	12,798,625	8,441,513	11,476,834
Thrown - - - - - "	124,574	62,227	59,383	73,160	60,130
Silk Manufactures :					
Of Europe ; Silks entered by Weight - - - - - "	2,092,342	2,358,981	2,453,845	2,710,015	3,090,766
Of India ; Silks entered by the Piece - - - - - Pieces	149,462	224,416	185,987	95,851	89,323
All other Silk Goods, whencesoever imported - - - - - Value £	398,899	460,298	718,091	1,069,409	1,004,460
Silver Ore - - - - - Tons	4,412	6,565	5,621	5,482	6,587
Skins and Furs :					
Skins : Sheep and Lamb - - - - - Number	3,641,091	3,955,899	4,968,344	5,379,553	5,008,945
Goat - - - - - "	1,617,803	2,396,863	2,342,664	2,461,446	2,797,562
Kid - - - - - "	232,422	251,546	321,984	450,565	330,229
Seal - - - - - "	494,079	480,526	555,334	342,833	529,284
Furs : Beaver - - - - - "	106,512	134,468	142,159	131,028	157,881
Fox - - - - - "	68,694	69,222	72,532	72,594	73,941
Marten - - - - - "	97,685	123,089	150,985	146,883	156,853
Raccoon - - - - - "	380,182	433,899	493,206	639,657	253,699
All other Skins and Furs - - - - - Value £	234,452	243,528	310,026	261,517	281,206
Spelter or Zinc - - - - - Tons	24,851	23,709	34,572	31,281	30,685
Spices :					
Cassia Lignea - - - - - Lbs.	283,869	580,141	1,086,985	885,936	1,177,909
Cinnamon - - - - - "	760,740	867,622	913,455	645,514	886,731
Cloves - - - - - "	595,526	838,811	3,813,210	1,328,446	3,339,184
Ginger, Raw - - - - - Cwts.	19,314	18,968	29,743	34,745	54,100
Mace - - - - - Lbs.	129,762	81,689	48,649	55,175	63,563
Nutmegs - - - - - "	574,164	511,023	551,577	809,095	771,971
Pepper - - - - - "	14,684,389	18,115,975	16,810,467	18,536,795	18,343,592
Pimento - - - - - Cwts.	30,453	30,050	29,299	44,045	25,783
Spirits :					
Brandy - - - - - Gallons	2,097,934	2,375,835	3,132,293	4,907,771	3,122,576
Geneva - - - - - "	148,994	140,652	193,648	215,687	214,027
Rum - - - - - "	8,114,823	7,765,099	7,194,738	5,499,872	6,898,598
Unenumerated, not sweetened - - - - - "	478,161	231,687	600,740	913,804	1,413,130
Sweetened and Perfumed, of all kinds - - - - - "	39,430	45,140	64,611	199,311	81,250
Sponge - - - - - Lbs.	697,829	544,882	474,748	540,172	694,128
Sugar :					
Raw - - - - - Cwts.	10,399,405	9,884,191	10,724,522	10,754,453	10,250,524
Refined and Candy - - - - - "	245,854	324,462	297,589	945,663	819,577
Cane Juice and Syrup - - - - - "	125,773	47,419	14,817	18,719	34,112
Molasses - - - - - "	1,294,572	1,126,455	708,485	579,504	713,461
Tallow - - - - - "	1,309,574	1,103,247	1,160,219	1,014,566	1,361,248
Tea - - - - - Lbs.	96,577,383	114,787,361	136,806,316	124,359,243	121,271,220
Teeth, Elephants', Sea Cow, Sea Horse, or Sea Morse - - - - - Cwts.	11,163	11,605	9,290	11,497	10,268
Terra Japonica (Gambier) and Cutch - - - - - Tons	11,726	11,092	12,842	14,406	15,708
Tin Ore and Regulus - - - - - "	552	551	559	529	639
Tin, in Blocks, Ingots, Bars, or Slabs - - - - - Cwts.	73,062	87,873	54,559	98,098	113,972
Tobacco :					
Raw - - - - - Lbs.	50,761,116	39,982,123	51,318,284	61,042,667	66,084,857
Manufactured, Cigars and Snuff - - - - - "	2,110,429	2,323,911	3,803,729	6,578,705	2,660,681
Toys - - - - - Value £	109,247	122,362	132,797	161,378	163,024
Turmeric - - - - - Tons	715	310	832	1,464	1,302
Turpentine - - - - - Cwts.	112,312	12,722	27,343	52,968	44,428
Ultramarine - - - - - "	19,516	19,934	23,734	23,010	27,512
Valonia - - - - - Tons	19,950	29,720	35,541	22,673	19,702
Wax, Bees' - - - - - Cwts.	7,831	7,735	5,231	9,022	10,678
Whalefins - - - - - Tons	312	207	123	120	114
Wine - - - - - Gallons	11,052,436	11,960,676	14,185,195	15,451,594	14,269,752
Wood and Timber :					
Not Sawed or Split, including Teak - - - - - Loads	1,364,638	1,378,311	1,511,712	1,513,704	1,685,883
Deals, Battens, &c., Sawed or Split - - - - - "	1,726,617	1,563,026	1,902,908	1,986,080	2,136,493
Staves - - - - - "	48,518	51,899	58,587	62,786	67,611
Firewood - - - - - "	118,307	110,260	131,435	138,892	180,673
Hoops - - - - - "	4,706	5,089	6,043	7,190	8,159
Lathwood - - - - - "	72,989	66,631	63,796	86,913	104,992
Of certain Kinds used for Shipbuilding ; viz., } Greenheart, Red and Blue Gum, &c. - - - - - "	17,530	15,963	10,867	17,383	12,599
" Dyewoods : Barwood - - - - - Tons	2,075	1,717	2,660	3,013	2,347
Brazilwood - - - - - "	5,101	2,742	539	2,070	2,741
Fustic - - - - - "	8,458	7,016	6,703	7,458	11,460
Logwood - - - - - "	25,037	41,257	38,404	41,625	26,847
Nicaragua - - - - - "	4,795	4,063	1,702	486	342
" Hardwoods : Boxwood - - - - - "	2,964	3,365	3,962	6,088	6,109
Cedar - - - - - "	2,968	3,330	2,464	2,201	3,803
Mahogany - - - - - "	53,108	53,798	47,998	41,008	51,376
Rosewood - - - - - "	2,441	3,965	2,126	1,279	1,468
Walnut Wood - - - - - "	2,913	3,210	5,932	5,861	5,689
Wool, Sheep and Lambs' (including Alpaca and Llama Wool) - - - - - Lbs.	147,172,841	171,943,472	177,377,664	206,473,045	212,206,747
Goats' Wool or Hair. See Hair.					
Woollen Manufactures - - - - - Value £	1,419,336	1,574,281	1,813,894	1,849,550	1,891,104
Woollen and Worsted Yarn - - - - - Lbs.	1,577,091	2,244,701	4,526,385	4,654,637	4,392,090
Yarn. See Cable, Coir, Hemp, and Jute.					
Yeast, Dried - - - - - Cwts.	92,199	102,202	104,233	115,304	115,068

No. 12.

TOTAL COMPUTED REAL VALUE of the PRINCIPAL and OTHER ARTICLES IMPORTED.

PRINCIPAL ARTICLES.	1861.	1862.	1863.	1864.	1865.
	£	£	£	£	£
Alkali :					
Ashes, Pearl and Pot - - - - -	218,036	264,239	268,290	274,714	226,378
Alkali and Barilla, of other Sorts - - - - -	13,280	9,009	13,664	12,480	12,051
Animals, Living :					
Horses - - - - -	37,693	40,581	39,264	34,319	39,658
Oxen, Bulls, Cows, and Calves - - - - -	1,558,065	1,301,602	1,931,814	3,208,851	4,401,482
Sheep and Lambs - - - - -	616,020	569,315	669,573	873,905	1,787,866
Argol - - - - -	54,700	49,909	58,153	47,006	61,493
Arrowroot - - - - -	32,068	21,020	41,661	43,890	45,462
Bacon and Hams :					
Bacon - - - - -	1,240,474	2,090,747	2,365,726	1,911,291	1,886,587
Hams - - - - -	100,718	386,258	384,671	381,448	247,118
Bark :					
For Tanning or Dyeing - - - - -	88,691	106,894	114,754	121,330	167,133
Peruvian - - - - -	185,672	149,475	129,943	127,222	104,536
Beads and Bugles of Glass - - - - -	132,526	126,164	149,399	164,622	178,310
Beef - - - - -	262,168	339,508	428,802	520,032	421,461
Bones of all Kinds (except Whalefins) - - - - -	332,267	369,001	431,779	408,205	429,023
Books - - - - -	102,234	101,053	102,123	110,744	119,436
Boracic Acid - - - - -	57,234	90,106	75,055	49,170	51,568
Brimstone - - - - -	340,064	385,913	282,019	296,654	359,016
Bristles - - - - -	251,191	275,305	314,284	303,041	328,317
Butter - - - - -	4,902,394	4,923,100	4,537,157	5,652,704	5,945,884
Cable Yarn of Hemp, &c. (except Coir) - - - - -	105,902	195,523	292,018	229,994	163,932
Camphor - - - - -	11,192	55,892	101,293	102,655	52,641
Candles, Stearine - - - - -	73,852	73,164	154,910	194,029	148,247
Caoutchouc - - - - -	435,923	483,934	512,399	502,645	530,538
Manufactures of - - - - -	53,752	44,682	48,080	45,398	55,616
Cheese - - - - -	1,636,799	1,550,171	1,886,887	2,176,248	2,463,299
Chicory, Raw or Kiln-dried - - - - -	22,150	22,153	56,521	57,324	42,058
China and Porcelain ware - - - - -	128,954	139,367	171,235	158,557	166,098
Clocks and Watches :					
Clocks - - - - -	219,596	200,242	256,209	270,225	216,677
Watches - - - - -	331,565	263,767	256,363	237,288	257,076
Cochineal, including Granilla and Dust - - - - -	451,209	331,749	426,232	416,021	455,668
Cocoa, Cocoa Husks and Shells, and Chocolate - - - - -	253,543	277,233	257,207	234,194	234,655
Coffee - - - - -	2,628,776	3,303,387	4,155,330	3,606,236	4,600,887
Coir, Rope, Twine, Strands, and Coir Yarn - - - - -	166,511	113,996	163,309	154,212	200,135
Copper Ore and Regulus - - - - -	2,008,246	2,631,056	2,000,473	2,054,674	2,699,064
" Unwrought and part Wrought, Old Copper, Copper Plates for Coin, Coin, and Copper Sheets - - - - -	1,534,474	1,233,571	1,150,515	2,319,978	2,049,515
Cork - - - - -	172,963	160,430	157,313	169,865	198,516
Corks, ready made - - - - -	45,577	68,564	78,940	71,053	109,013
Corn, Grain, and Meal :					
Corn and Grain, Wheat - - - - -	19,051,464	23,203,800	12,015,006	10,674,654	9,775,616
Other kinds of Corn and Grain - - - - -	10,861,297	9,172,620	10,411,745	6,371,366	8,321,446
Meal and Flour, Wheatmeal and Flour - - - - -	4,945,635	5,387,084	3,522,931	2,832,200	2,622,888
Other kinds of Meal and Flour - - - - -	60,243	8,690	6,257	2,941	4,165
Total - - - - -	34,918,639	31,772,194	25,955,939	19,881,161	20,724,115
Cotton :					
Raw - - - - -	38,653,398	31,093,045	56,277,953	78,203,729	66,032,193
Yarn - - - - -	121,684	126,059	117,155	158,709	131,228
Waste of * - - - - -	-	10,891	49,286	96,755	52,621
Manufactures - - - - -	783,043	899,738	1,034,904	833,629	759,358
Cream of Tartar - - - - -	179,721	206,237	184,181	242,153	230,087
Dye Woods. See Wood.					
Eggs - - - - -	550,557	593,813	673,638	835,028	928,247
Embroidery and Needlework - - - - -	73,307	55,182	62,693	51,293	58,085
Feathers for Beds - - - - -	43,905	50,413	66,430	76,488	121,727
" Ostrich - - - - -	42,550	76,256	153,059	194,063	191,222
Fish - - - - -	376,561	304,448	330,591	432,064	514,712
Flax, and Tow or Codilla of Flax - - - - -	3,423,137	5,205,992	4,271,059	5,323,053	5,369,719
Flowers, Artificial - - - - -	276,256	351,404	308,222	307,798	299,427
Fruit :					
Almonds of all Kinds - - - - -	175,144	117,940	132,219	150,821	124,623
Apples, Raw - - - - -	165,989	316,388	281,962	164,010	125,663
Currants - - - - -	917,408	871,807	961,137	719,680	800,501
Figs - - - - -	115,088	123,728	97,205	121,440	112,888
Nuts, Small - - - - -	156,721	173,529	185,500	148,945	208,293
Oranges and Lemons - - - - -	669,058	631,396	758,854	683,552	805,627
Raisins - - - - -	557,687	355,731	580,548	477,812	570,350
Raw, unenumerated - - - - -	83,368	105,506	145,052	167,231	100,895
Furniture (Household) of Wood and Cabinetware - - - - -	32,557	77,900	84,658	119,350	128,925
Furs. See Skins.					
Galls - - - - -	64,305	31,830	42,337	46,395	104,206
Glass of all Kinds (except Bottles of Green or Common Glass) - - - - -	341,974	400,752	429,686	547,499	620,991
Grease - - - - -	56,787	49,927	67,216	37,281	38,925
Guano - - - - -	2,022,283	1,635,322	2,658,856	1,457,088	2,675,995

* Cotton Yarn, Waste of, not distinguished previously to the year 1862.

No. 12.—Continued.

TOTAL COMPUTED REAL VALUE of the PRINCIPAL and OTHER ARTICLES IMPORTED—Continued.

PRINCIPAL ARTICLES (Continued).	1861.	1862.	1863.	1864.	1865.
Gum :	£	£	£	£	£
Animi and Copal	54,058	63,401	69,552	55,547	50,466
Arabic	69,034	109,146	166,114	150,901	160,300
Lacdye	50,608	38,544	52,851	74,475	72,314
Shellac	283,761	303,673	268,967	243,526	196,647
Senegal	14,130	14,317	9,159	16,025	38,578
Gum of other Sorts	100,919	148,727	147,818	186,053	211,072
Gutta Percha, Raw	130,602	195,399	224,961	275,000	160,565
Hair :					
Cow, Ox, Bull, or Elk	103,229	141,556	205,218	311,109	264,428
Goats' Hair or Wool	456,542	676,649	502,728	650,191	837,322
Horse Hair	151,800	86,199	78,813	90,511	106,938
Manufactures of Hair and of Goats' Wool	363,941	397,454	281,577	244,283	249,696
Hats or Bonnets of Felt	49,967	41,901	45,388	41,721	35,812
Hats or Bonnets of Straw	86,728	99,640	136,333	177,730	556,065
Hemp, Dressed or Undressed	1,159,785	1,709,484	1,915,743	1,768,702	1,744,482
Jute, Raw	709,961	930,634	1,525,996	2,192,498	1,774,992
Jute Yarn (exclusive of Waste)*	—	—	23,832	58,159	49,759
Hides, Raw or Tanned	2,903,309	3,204,669	3,229,939	3,152,547	3,073,447
Hops	657,763	723,034	626,660	549,863	459,157
Horns	105,796	72,988	94,724	71,382	99,295
Indigo	2,977,079	2,445,934	2,398,964	2,248,112	2,003,900
Iron in Bars, Unwrought	395,060	545,747	527,848	625,283	584,082
Chromate of	21,954	35,125	87,370	49,082	46,086
Steel, Unwrought	59,052	78,915	64,978	124,066	100,696
Iron and Steel, Wrought	184,320	202,565	261,007	332,876	391,696
Isinglass	50,238	75,973	79,319	96,007	75,756
Jewellery	65,932	73,586	71,184	97,099	87,981
Jute. <i>Vide</i> Hemp.	—	—	—	—	—
Lace	69,383	93,282	106,633	143,657	167,706
Lard	864,144	1,121,059	1,022,558	490,425	468,398
Lead, Pig and Sheet	440,092	460,536	559,057	611,273	670,694
Leather Manufactures :					
Boots, Shoes, and Boot Fronts	153,950	164,526	191,663	74,600	104,693
Gloves	663,692	744,982	876,805	1,094,032	998,338
Unenumerated	20,482	20,493	27,963	50,818	116,163
Linen Manufactures	122,145	140,784	103,908	140,836	153,104
Yarn	3,268	52,220	145,320	142,449	75,328
Liquorice Juice and Paste	55,598	72,772	46,817	68,634	60,368
Madder, Madder Root (including Munjeet), and Garancine	850,622	877,983	1,004,660	917,943	741,307
Manganese, Ore of	79,269	74,673	130,271	179,549	165,894
Mother of Pearl Shells	40,253	38,677	35,316	30,416	42,663
Musical Instruments	163,558	190,906	209,188	224,249	243,813
Nitre, Cubic	334,162	540,353	383,579	509,955	663,807
Nuts and Kernels, for expressing Oil therefrom	40,967	76,683	61,298	69,212	52,973
Oil :					
Animal	11,541	119,313	121,078	46,052	20,326
Castor	45,071	52,569	109,184	45,445	52,659
Chemical, Essential, and Perfumed	149,159	191,840	160,432	155,484	170,155
Cocoa Nut	645,778	445,621	753,321	716,175	411,260
Olive	984,985	1,211,306	1,138,336	958,397	1,684,852
Palm	1,579,953	1,724,310	1,419,536	1,121,370	1,450,409
Petroleum	23,558	349,987	690,698	455,913	429,999
Seed, of all Kinds	360,520	529,953	559,342	502,548	595,669
Train, Spermaceti, and Blubber (including Cod Liver Oil)	1,014,585	1,014,981	826,343	853,991	746,058
Turpentine	237,471	300,544	353,096	362,645	282,244
Oil Seed Cake	970,682	829,192	676,165	828,969	859,792
Opium	228,013	188,080	232,145	205,998	287,398
Orchal	69,240	75,594	74,476	60,583	58,126
Paper and Pasteboard :					
Paper of all Kinds, except Hangings	253,659	420,938	440,198	522,447	494,222
Paper Hangings	15,395	17,680	21,740	25,110	23,873
Pearls	93,220	89,305	77,055	56,236	45,789
Petroleum. <i>See</i> Oil.	—	—	—	—	—
Pictures	124,239	158,347	112,618	134,713	127,595
Pitch and Tar :					
Pitch	3,840	5,378	10,202	27,979	21,194
Tar	249,048	368,344	320,736	223,883	143,869
Platting, of all Kinds	112,322	118,877	149,060	103,950	133,111
Plumbago	45,571	41,619	59,875	71,369	52,001
Pork, Salted and Fresh	345,594	409,018	313,407	528,935	576,988
Potatoes	112,374	333,842	241,129	142,986	161,907
Poultry and Game (including Rabbits)	73,975	85,774	108,910	131,179	148,642
Pyrites of Iron and Copper	280,922	282,989	461,580	447,855	510,295
Quicksilver	173,631	105,247	159,718	512,349	183,752
Rags and other materials for making Paper	346,006	388,690	592,785	693,393	655,581
Woollen	53,007	102,797	149,023	149,457	130,656
— torn up to be used as Wool	283,794	334,958	405,487	494,611	435,829
Rhubarb	30,155	27,942	17,659	28,359	54,280
Rice	2,146,814	2,404,840	1,866,772	1,820,934	1,347,454
Rosin	391,331	330,805	538,015	559,810	461,952
Safflower	52,784	83,663	39,178	57,219	34,688
Sago	125,158	155,653	116,634	128,407	121,285
Saltpetre	509,698	768,815	741,814	554,212	384,574

* Jute Yarn not distinguished previously to the year 1863.

No. 12.—Continued.

TOTAL COMPUTED REAL VALUE of the PRINCIPAL and OTHER ARTICLES IMPORTED—Continued.

PRINCIPAL ARTICLES (Continued).	1861.	1862.	1863.	1864.	1865.
Seed :					
Clover	£ 523,785	£ 450,091	£ 718,951	£ 615,910	£ 722,516
Flax and Linseed	3,108,055	3,210,869	3,372,432	3,947,921	3,983,243
Grass, Unenumerated	58,552	71,510	80,199	90,784	105,370
Millet	19,595	25,601	23,760	15,514	72,630
Mustard	25,386	21,066	23,723	18,750	38,483
Poppy	15,717	24,696	52,609	42,128	98,326
Rape	711,144	595,651	929,210	635,221	629,745
Tares	81,499	52,016	44,413	52,118	107,129
Cotton	152,194	276,930	503,014	619,781	836,744
Unenumerated, for Expressing Oil therefrom	92,321	130,427	218,880	125,341	105,153
Of other Sorts	208,503	267,366	249,752	190,795	212,684
Shumac	232,571	152,016	140,875	168,592	190,407
Silk :					
Raw and Waste	8,171,484	10,240,362	9,738,481	6,665,825	10,958,467
Thrown	201,885	100,249	93,939	123,281	127,165
Manufactures	5,906,029	6,618,501	6,639,155	7,620,432	8,496,825
Silver Ore	289,373	331,564	272,826	251,568	382,391
Skins and Furs	979,152	1,094,259	1,272,816	1,179,566	1,316,471
Spelter or Zinc	473,305	457,824	672,699	720,384	702,060
Spices :					
Cassia Ligna	11,247	20,180	41,263	34,096	43,481
Cinnamon	55,244	64,770	73,377	62,108	90,507
Cloves	9,952	14,486	52,134	22,972	48,168
Ginger	50,669	55,646	92,992	98,836	109,355
Mace	6,442	4,144	2,382	3,719	4,332
Nutmegs	33,440	32,223	27,160	48,864	42,621
Pepper	243,689	305,828	260,907	270,800	265,813
Pimento	41,313	39,846	36,414	51,720	30,001
Spirits :					
Brandy	930,538	1,031,182	1,124,824	1,505,382	833,693
Geneva	15,228	14,614	18,846	20,261	18,342
Rum	790,010	660,920	581,039	489,172	674,667
Unenumerated, not sweetened	39,797	17,779	40,266	62,105	93,669
Sweetened of all kinds	38,785	43,994	63,851	198,459	80,116
Sponge	137,489	100,204	77,907	60,278	103,780
Sugar :					
Raw	12,163,308	10,929,406	11,530,242	14,404,150	11,302,624
Refined and Candy	425,922	547,573	500,307	1,668,768	1,272,691
Cane Juice and Syrup	98,034	34,375	11,181	18,189	24,425
Molasses	661,156	541,645	336,628	380,085	426,163
Tallow	3,311,717	2,508,319	2,438,613	2,077,726	3,125,282
Tea	6,850,562	9,175,940	10,666,017	9,438,760	10,044,462
Teeth, Elephants', Sea Cow, Sea Horse or Sea Horse	297,491	262,962	256,059	361,384	322,286
Terra Japonica, (Gambier,) and Cutch	219,301	242,256	292,773	359,873	375,345
Tin Ore and Regulus	33,670	33,060	33,640	31,784	38,340
Tin, in blocks, ingots, bars, or slabs	435,277	508,919	327,234	497,328	529,803
Tobacco :					
Raw	1,919,815	1,999,401	2,482,978	2,650,009	2,781,968
Manufactured, Cigars and Snuff	277,479	363,321	543,032	799,411	547,341
Toys	109,247	122,362	132,797	161,378	163,024
Turmeric	9,880	5,587	22,286	36,714	30,121
Turpentine	69,329	15,066	31,274	69,698	35,841
Ultramarine	82,659	84,842	89,843	92,463	110,506
Valonia	299,816	462,196	495,005	328,570	320,460
Wax, Bees	61,438	60,817	44,016	77,735	94,478
Whalefins	111,451	75,316	59,848	48,314	49,192
Wine	3,862,233	3,649,067	4,497,343	5,002,884	3,914,196
Wood and Timber :					
Not Sawed or Split, including Teak	5,086,723	5,201,178	5,404,921	5,377,342	5,570,304
Deals, Battens, &c., Sawed or Split	5,320,049	4,831,828	5,766,003	6,010,341	6,559,931
Staves	346,708	408,815	456,243	588,076	649,610
Firewood	99,658	104,754	124,864	131,952	171,644
Hoops	28,234	30,533	36,255	46,718	56,439
Lathwood	115,273	105,051	105,979	163,844	206,048
Of certain Kinds used for Shipbuilding; viz., Greenheart, Red and Blue Gum, &c.	148,753	118,267	78,756	143,630	83,337
Dyewoods: Barwood	6,171	5,952	7,830	11,428	7,649
Brazilwood	102,262	33,410	5,390	20,700	31,230
Fustic	50,444	48,320	45,561	50,206	69,037
Logwood	50,320	256,606	213,181	207,243	125,789
Nicaragua	42,148	33,086	17,333	5,786	4,604
Hardwoods: Boxwood	29,689	34,094	41,792	61,807	45,067
Cedar	35,579	37,006	28,045	27,100	45,679
Mahogany	563,916	497,304	411,555	386,164	507,224
Rosewood	46,844	65,108	25,539	15,196	15,016
Walnutwood	23,113	28,186	60,760	55,187	48,957
Wool, Sheep and Lambs' (including Alpaca and the Llama Wool) *	9,717,686	11,773,943	11,884,572	15,503,483	14,930,430
Woollen Manufactures	1,419,336	1,574,281	1,813,894	1,849,550	1,891,104
Woollen and Worsted Yarn	365,558	514,714	1,029,117	1,056,035	998,784
Yarn. See Cable, Coir, Hemp, and Jute.					
Yeast, Dried	186,337	204,404	209,837	231,748	232,228
ALL OTHER ARTICLES	5,753,635	5,771,897	6,425,850	7,112,420	7,046,900
TOTAL	217,485,024	225,716,976	248,919,020	274,952,172	271,072,285

See also "Woollen Rags torn up to be used as Wool," p. 18.

No. 13.

AVERAGE PRICES Fixed for the COMPUTED REAL VALUE of the PRINCIPAL ARTICLES IMPORTED.

PRINCIPAL ARTICLES.	PRINCIPAL COUNTRIES WHENCE IMPORTED.	AVERAGE PRICES (exclusive of Duty).					
		1861.	1862.	1863.	1864.	1865.	
ANIMALS:		£ s. d.	£ s. d.	£ s. d.	£ s. d.	£ s. d.	
Oxen and Bulls	Schleswig, Holstein and Holland	17 11 0	16 19 0	15 19 0	16 7 5	18 14 5	
Cows	Holland	15 14 6	14 16 0	15 16 0	16 10 8	16 6 3	
Calves	Holland	4 16 4	4 12 0	4 4 6	4 17 3	4 6 4	
Sheep	Holland	2 5 0	2 2 7	1 15 0	1 16 8	2 10 0	
Lambs	Hamburg	1 8 0	1 11 7	1 6 7	1 14 8	1 7 2	
	Holland	1 10 0	0 16 8	1 4 10	1 2 9	0 17 0	
ASHES, Pearl and Pot	United States	1 13 8	1 13 0	1 11 2	1 11 11	1 9 10	
	British North America	1 13 9	1 12 9	1 10 2	1 11 0	1 11 10	
BACON and HAMS:							
	Bacon	Hanse Towns	3 6 4	2 19 9	2 14 5	2 17 0	3 7 7
	United States	2 8 2	1 15 1	1 6 11	1 19 9	2 14 10	
Hams	Hanse Towns	3 3 9	3 2 6	3 3 8	2 19 7	3 2 7	
	United States	2 7 0	1 15 5	1 13 2	2 3 5	2 11 4	
BARK, for Tanners' or Dyers' Use, viz:							
	Quercitron	United States	0 9 4	0 11 3	0 8 7	0 6 6½	0 6 8
Of other sorts	Holland and Belgium	0 6 8	0 6 2	0 6 2	0 6 8	0 7 0	
	Australia	0 7 0	0 12 9	0 9 9	0 11 3	0 10 3	
BARK, Peruvian	South America	14 17 6	8 7 8	5 10 0	6 3 7	6 14 4	
BEEF, Salted	Hanse Towns	1 13 10	1 16 10	1 16 6	1 16 4	2 4 2	
	United States	1 12 6	1 15 7	1 8 8	1 9 9	1 13 0	
BONES of ANIMALS and FISH (except Whalefins) Applicable to manu- facturing purposes - For Manure	Various Countries in Europe and South America	6 6 2	6 18 3	6 17 11	7 16 3	7 13 3	
	Various Countries in Europe and South America	4 16 3	5 6 2	5 6 7	5 13 7	5 10 6	
BOBACIC ACID	Italy: Tuscany	2 13 8	2 10 0	2 10 0	2 10 0	2 10 0	
BRIMSTONE, Unrefined	Italy: Sicily	0 7 9	0 7 2	0 6 8	0 7 5	0 7 4	
BRISTLES	Russia, and Hanse Towns	0 2 6	0 2 5	0 2 6	0 2 7	0 2 7	
BUTTER	Hanse Towns	5 3 4	5 6 1	5 0 0	5 15 11	5 18 2	
	Holland and Belgium	5 1 1	5 0 0	4 14 4	5 7 5	5 11 7	
	France	4 18 4	4 13 6	4 10 6	5 5 4	5 6 0	
	United States	4 10 4	4 5 11	4 0 11	5 1 0	5 5 2	
CAOUTCHOUC	Brazil	7 14 4	8 17 10	8 12 1	7 19 11	8 0 9	
	British India	7 2 6	7 14 7	7 1 7	5 18 4	6 7 7	
CHEESE	Holland	2 6 8	2 6 2	2 11 9	2 12 4	2 16 10	
	United States	2 5 10	2 2 1	2 8 3	2 12 0	2 18 6	
COCHINEAL	Canary Islands	15 6 10	14 18 6	17 7 1	17 17 10	18 18 3	
	South America	15 2 2	14 0 0	15 4 10	17 6 1	17 6 10	
	Belize	16 0 0	14 5 4	15 14 11	19 19 2	19 6 7	
COCOA, in the Nut	Ecuador	0 0 6¾	0 0 6½	0 0 6¼	0 0 8½	0 0 8½	
	Brazil	0 0 6¼	0 0 5½	0 0 5	0 0 4½	0 0 4½	
	British West India Islands: Grenada		0 0 5½	0 0 6	0 0 5½	0 0 6½	0 0 6
		Trinidad	0 0 7	0 0 7¼	0 0 6¾	0 0 7¾	0 0 8¾
	" Other Islands	0 0 5½	0 0 5	0 0 5¼	0 0 5½	0 0 5	
		Hayti	2 13 10	3 7 0	3 7 1	3 4 7	3 2 0
COFFEE	Central America	3 11 7	3 17 5	3 18 10	3 12 7	3 14 6	
	Brazil	2 15 6	3 6 4	3 9 2	3 5 11	3 3 6	
	British India	3 16 2	3 18 8	4 0 6	3 9 8	3 16 2	
	Ceylon	3 12 4	4 2 10	4 1 4	3 16 11	3 17 1	
	British West Indies	3 11 2	3 17 2	3 18 5	3 12 2	3 12 8	
		Cuba	13 3 9	11 18 6	11 15 6	13 17 10	10 8 3
COPPER: ORE	Chili	17 14 3	17 4 7	16 16 7	16 16 11	18 4 8	
	Spain	12 12 0	11 6 0	7 9 6	5 9 4	15 6 10	
	Cape of Good Hope	24 3 8	25 2 8	25 12 0	25 3 7	23 8 3	
	Australia, New Zealand	13 0 0	7 10 5	Nil.	Nil.	Nil.	
	Other Parts	20 6 9	20 16 0	21 16 0	16 15 1	17 3 2	
	" Regulus	Chili	40 13 3	38 15 6	38 4 1	39 11 1	36 14 1
" Unwrought	Chili	85 13 0	85 19 3	84 2 1	85 1 9	82 5 0	
	Australia	85 14 0	84 18 3	82 9 0	82 6 8	85 9 4	
" Part wrought	Chili	91 12 3	94 13 6	96 5 10	97 4 5	93 8 0	

No. 13.—Continued.

AVERAGE PRICES Fixed for the COMPUTED REAL VALUE of the PRINCIPAL ARTICLES IMPORTED—Continued.

PRINCIPAL ARTICLES (Continued).	PRINCIPAL COUNTRIES WHENCE IMPORTED.	AVERAGE PRICES (exclusive of Duty).				
		1861.	1862.	1863.	1864.	1865.
CORN, GRAIN, and MEAL: Wheat	Russia - - - - - per Qr.	£ s. d. 2 13 9	£ s. d. 2 7 2	£ s. d. 1 19 0	£ s. d. 1 16 6	£ s. d. 1 17 10
	Denmark - - - - - "	2 16 3	2 11 8	2 2 8	1 17 6	1 18 0
	Prussia - - - - - "	3 0 2	2 15 4	2 9 9	2 3 10	2 4 6
	France - - - - - "	2 19 5	2 10 5	2 4 6	2 0 10	2 0 8
	Turkey, Wallachia, and Moldavia - - - - - "	2 9 8	2 2 6	1 18 3	1 16 7	1 15 6
	Egypt - - - - - "	1 19 9	1 14 8	1 13 8	1 16 2	1 15 0
United States - - - - - "	2 15 2	2 10 3	2 3 9	2 0 5	2 1 8	
Barley	Russia, Ports on Black Sea - - - - - "	1 7 7	1 4 11	1 4 1	1 2 3	0 19 8
	Denmark and Prussia - - - - - "	1 12 6	1 9 1	1 8 8	1 4 8	1 5 8
	Turkey, Wallachia, and Moldavia - - - - - "	1 7 6	1 4 10	1 2 10	1 2 1	0 18 10
	France - - - - - "	1 18 4	1 9 1	1 10 8	1 5 0	1 6 3
Oats	Russia - - - - - "	1 1 8	1 1 11	0 19 3	0 18 0	1 0 9
	Sweden - - - - - "	1 2 5	1 0 4	0 18 8	0 18 1	0 19 7
	Denmark - - - - - "	1 2 2	1 0 6	0 18 8	0 18 0	0 19 0
	Hanover - - - - - "	1 2 10	1 0 9	0 18 8	0 17 11	0 19 4
	Holland - - - - - "	1 2 6	1 0 8	0 18 7	0 18 0	0 19 4
Peas	Denmark and Prussia - - - - - "	1 17 6	1 15 9	1 15 2	1 14 10	1 16 11
	British North America - - - - - "	1 13 9	1 17 2	1 12 3	1 14 5	1 16 3
Beans	Egypt - - - - - "	1 14 6	1 10 1	1 10 1	1 10 3	Prohibited.
Maize	Turkey Proper, Wallachia, and Moldavia - - - - - "	1 12 0	1 8 9	1 7 5	1 6 10	1 6 11
	United States - - - - - "	1 11 3	1 7 9	1 6 10	1 8 6	1 7 8
Wheat Meal and Flour	Hanse Towns - - - - - per Cwt.	0 17 0	0 16 0	0 15 0	0 12 7 ³ / ₄	0 12 10
	France - - - - - "	0 18 8	0 17 6	0 15 6 ³ / ₄	0 13 7 ¹ / ₄	0 13 7 ¹ / ₂
	Spain - - - - - "	0 18 0	0 18 4	0 15 4 ¹ / ₂	0 12 0	0 13 8 ¹ / ₂
	United States - - - - - "	0 15 5	0 14 4	0 12 7 ¹ / ₂	0 11 10 ¹ / ₂	0 12 6
	British North America - - - - - "	0 15 3	0 14 3	0 12 0 ¹ / ₂	0 11 1 ¹ / ₂	0 12 9 ¹ / ₂
COTTON, RAW	Egypt - - - - - "	4 4 9	7 1 4	10 11 8	12 15 3	8 16 1
	United States - - - - - "	3 12 5	10 2 4	11 5 8	13 11 0	9 18 6
	Brazil - - - - - "	4 9 5	8 0 11	10 5 11	12 18 1	8 16 10
	British India - - - - - "	2 17 5	6 5 9	8 18 11	8 9 0	6 5 7
CREAM OF TARTAR	France, Portugal, and Italy - - - - - "	6 1 0	5 13 4	5 2 4	4 18 6	4 13 6
EGGS	France - - - - - per 120	0 6 5	0 6 1	0 6 0 ¹ / ₄	0 5 11 ¹ / ₂	0 6 1 ¹ / ₈
FISH, except Turtle	Norway and other Parts of Europe - - - - - } per Cwt.	0 8 0	0 11 8	0 6 9	0 7 11	0 8 0
	British North America - - - - - }	8 5 9	7 10 10	8 11 8	8 9 4	8 10 6
" Turtle	British West Indies and Honduras - - - - - "	8 8 0	8 8 0	8 8 0	8 8 0	8 8 0
FLAX, Rough or Undressed	Russia and Prussia - - - - - "	2 8 5	2 16 0	2 13 7	2 13 3	2 11 10
	Holland - - - - - "	3 6 11	3 13 4	4 3 0	4 0 3	3 13 5
	Belgium - - - - - "	3 11 5	3 12 11	4 2 8	4 2 5	3 19 1
" Tow and Codilla of Flax	Russia and Prussia - - - - - "	2 0 11	2 7 1	2 5 1	2 8 10	2 8 9
	Holland - - - - - "	2 6 0	2 10 0	2 15 5	2 15 1	2 7 2
FRUIT:						
	Currants, Dried	Greece - - - - - "	1 2 5	1 0 0	1 1 4	0 18 7
	" Ionian Islands - - - - - "	1 0 11	0 19 10	1 1 3	0 19 9	0 16 9
Oranges and Lemons	Portugal - - - - - per Bushel	0 8 8	0 11 7	0 10 8	0 9 5	0 9 0
	" Azores - - - - - "	0 11 3	0 13 3	0 12 6	0 12 1	0 12 1
	Italy: Sicily - - - - - "	0 9 0	0 9 9	0 8 11	0 9 3	0 7 11
Raisins	Spain - - - - - per Cwt.	1 8 6	1 4 11	1 7 3	1 9 11	1 12 4
	Turkey Proper - - - - - "	1 9 0	1 6 10	1 7 5	1 7 5	1 7 9
GUANO	Peru - - - - - per Ton	12 0 0	12 13 6	12 8 3	12 0 0	12 0 0
GUTTA PERCHA	Singapore - - - - - per Cwt.	6 12 8	10 13 11	10 6 5	7 16 6	5 11 0
HAIR: GOATS'	Turkey - - - - - per Lb.	0 2 9	0 3 4	0 2 11	0 2 9	0 3 1 ¹ / ₂
	" HORSE - - - - - per Cwt.	5 4 7	4 18 8	4 19 0	5 1 9	5 1 7
HEMP: Dressed	Russia - - - - - "	2 5 2	2 10 10	2 15 7	2 7 3	2 6 1
	Austrian Italy - - - - - "	2 11 9	2 9 3	2 11 10	2 15 9	2 17 3
	Philippine Islands - - - - - "	1 19 0	—	2 3 0	2 5 11	2 2 0
" Rough or Undressed	Russia - - - - - "	1 10 7	1 15 6	2 0 5	1 13 2	1 11 1
	Austrian Italy - - - - - "	1 19 0	2 2 2	2 2 0	2 2 10	1 17 5
	Philippine Islands - - - - - "	1 1 8	1 6 0	1 6 10	1 11 11	1 11 6
	British India - - - - - "	1 2 8	1 4 1	1 8 2	1 3 4	1 0 9
" JUTE	British India - - - - - "	0 15 9	0 19 4	1 4 11	1 1 8	0 16 10

No. 13.—Continued.

AVERAGE PRICES Fixed for the COMPUTED REAL VALUE of the PRINCIPAL ARTICLES IMPORTED—Continued.

PRINCIPAL ARTICLES (Continued).	PRINCIPAL COUNTRIES WHENCE IMPORTED.	AVERAGE PRICES (exclusive of Duty).				
		1861.	1862.	1863.	1864.	1865.
HIDES, UNTANNED :		£ s. d.	£ s. d.	£ s. d.	£ s. d.	£ s. d.
” Dry	British India - - - - - per Cwt.	3 11 7	3 10 0	3 9 4	3 13 11	3 14 0
” Wet	Argentine Confederation and Uruguay - - - - - ”	3 0 4	2 18 4	2 11 4	2 14 4	2 8 3
” Tawed, Curried, or in any way Dressed : not being Varnished, &c.	Brazil - - - - - ”	3 0 6	2 18 5	2 11 9	2 14 6	2 7 10
	Australia - - - - - ”	2 0 9	1 16 0	1 15 10	1 18 8	1 15 3
	Hanse Towns, Holland, and Belgium - per Lb.	0 1 3	0 1 4	0 1 4	0 1 4	0 1 4
	France - - - - - ”	0 1 7	0 1 8	0 1 8	0 1 8	0 1 8
	Hanse Towns, Holland, and Portugal - - - - - ”	0 0 11½	0 0 11½	0 0 11½	0 0 11½	0 0 11½
” TANNED : not otherwise Dressed	France - - - - - ”	0 1 0½	0 1 0	0 1 0	0 1 0	0 1 0
	United States - - - - - ”	0 0 9	0 0 8½	0 0 8½	0 0 8	0 0 8½
	British India - - - - - ”	0 0 8½	0 0 10	0 0 10½	0 0 10½	0 0 11
	Australia - - - - - ”	0 0 8½	0 0 8½	0 0 8½	0 0 9	0 0 8½
HOPS	Hanse Towns - - - - - per Cwt.	4 3 10	6 1 6	4 15 1	5 17 0	5 12 4
	Holland and Belgium - - - - - ”	4 2 6	4 18 5	4 1 0	5 6 7	5 1 6
	United States - - - - - ”	4 17 2	5 0 5	3 18 3	5 12 3	5 14 2
INDIGO	British India - - - - - ”	37 8 7	36 11 3	28 4 7	30 10 0	31 7 2
IRON, Unwrought, in Bars	Russia - - - - - per Ton	15 1 7	15 0 0	15 19 6	16 0 0	16 0 0
JUTE. See HEMP.	Sweden - - - - - ”	10 18 6	10 7 8	11 2 11	11 9 1	11 3 0
LARD	United States - - - - - per Cwt.	2 13 0	2 2 1	1 18 3	2 4 6	3 3 4
LEAD, Pig and Sheet	Spain - - - - - per Ton	19 0 4	19 9 0	19 11 0	19 19 6	19 5 2
LEATHER GLOVES	France - - - - - per Pair	0 2 2	0 2 2	0 2 2	0 2 2	0 2 2
MADDER	Holland - - - - - per Cwt.	2 6 1	2 6 1	2 5 0	2 5 0	2 5 0
	France - - - - - ”	2 10 0	2 6 9	2 5 9	2 2 6	2 7 6
MADDER ROOT	France - - - - - ”	2 7 0	2 2 6	2 2 6	2 2 6	2 3 10
	Italy : Naples - - - - - ”	1 19 6	1 14 1	1 12 0	1 10 3	1 11 6
	Turkey Proper - - - - - ”	2 5 1	2 5 1	2 8 11	2 8 6	2 4 10
	British India - - - - - ”	1 6 0	1 4 7	1 5 1	1 5 1	1 6 8
” Garancine	Holland and France - - - - - ”	6 15 4	6 11 10	6 18 9	7 0 0	7 0 0
NITRE, CUBIC	South America - - - - - ”	0 13 0	0 13 7	0 14 3	0 15 3	0 13 0
OIL : Cocoa Nut	British India - - - - - ”	2 7 3	2 13 3	2 7 5	1 18 5	2 3 11
” Olive	Portugal and Spain - - - - - per Tun	57 1 10	59 14 9	55 3 11	56 5 6	52 3 1
	Italy : Two Sicilies - - - - - ”	59 2 7	57 5 6	58 10 6	58 9 0	52 17 9
	Morocco - - - - - ”	49 6 9	53 17 10	51 12 0	52 15 7	49 6 8
	Malta and Ionian Islands - - - - - ”	55 19 6	55 10 10	55 15 8	54 11 4	50 1 3
” Palm	West Coast of Africa - - - - - per Cwt.	2 2 8	1 19 10	1 15 10	1 13 7	1 16 4
” Petroleum (Unrefined & Refined)	United States - - - - - per Cwt.	0 17 10	0 17 10			
	Canada - - - - - ”	0 17 9	0 14 10			
	British India - - - - - ”	0 18 6	0 19 0			
” Rape Seed	Prussia, Hanse Towns, Holland, & France per Tun	43 1 4	48 11 10	44 8 3	43 10 10	48 4 10
” Train or Blubber	Northern Whale Fishery - - - - - ”	34 15 0	38 17 3	46 18 4	45 0 0	45 9 0
	British North America - - - - - ”	36 7 7	44 5 2	47 18 11	48 14 0	45 15 3
” Spermaceti or Head Matter	United States - - - - - ”	95 18 0	89 3 10	80 15 0	67 18 10	100 12 4
OIL OF SPIRIT OF TURPENTINE	France - - - - - per Cwt.	2 19 7	4 14 3	3 17 0	3 10 6	2 10 6
	United States - - - - - ”	2 2 8	3 12 0	5 6 4	4 0 0	3 3 0
OIL SEED CAKE : Cotton Seed	Belgium and United States - - - - - per Ton	7 18 4	6 11 8	5 13 0	5 7 1	5 3 11
” Linseed	Russia, Denmark, Prussia, and Hamburg - - - - - ”	8 5 0	8 5 8	7 9 1	7 12 0	8 2 3
	France - - - - - ”	9 12 0	9 7 5	8 17 9	8 18 9	8 19 6
	United States - - - - - ”	10 5 0	10 3 8	9 10 2	9 17 1	9 16 11
” Rape Seed	Denmark, Prussia, and Hamburg - - - - - ”	5 10 8	5 16 9	5 2 1	5 0 11	5 10 9
” Other Sorts	Hamburg, France, and United States - - - - - ”	5 17 2	5 11 6	5 0 8	4 19 0	4 18 11
Petroleum. See Oil.						
PORK, Salted (except Hams)	Hanse Towns - - - - - per Cwt.	2 11 6	2 10 8	2 7 9	2 6 6	2 11 11
	United States - - - - - ”	2 5 3	1 13 0	1 11 5	1 19 3	2 1 6
POTATOES	Holland - - - - - ”	0 6 3	0 7 2	0 6 4	0 5 1	0 5 1½
	France - - - - - ”	0 5 4	0 4 1	0 3 5	0 3 4	0 3 7½
QUICKSILVER	Spain - - - - - per Lb.	0 1 9½	0 1 9½	0 1 9½	0 2 1½	0 2 0½
RAGS for making Paper	Russia, Prussia, Hamburg, and Italy - per Ton	21 0 0	21 1 0	23 0 0	23 2 8	22 13 3
	Egypt and India - - - - - ”	11 8 0	11 18 6	13 14 7	14 10 0	14 4 1

No. 13.—Continued.

AVERAGE PRICES Fixed for the COMPUTED REAL VALUE of the PRINCIPAL ARTICLES IMPORTED—Continued.

PRINCIPAL ARTICLES (Continued).	PRINCIPAL COUNTRIES WHENCE IMPORTED.	AVERAGE PRICES (exclusive of Duty).				
		1861.	1862.	1863.	1864.	1865.
RICE, not Rough nor in the Husk	British India - - - - - per Cwt.	£ s. d. 0 12 8	£ s. d. 0 11 10	£ s. d. 0 11 11	£ s. d. 0 11 2	£ s. d. 0 12 4
	United States - - - - - "	1 1 9	1 16 0	1 16 1	1 12 6	1 14 0
Rosin	France - - - - - "	0 17 6	0 19 11	1 7 11	1 11 8	1 0 1
	United States - - - - - "	0 11 9	0 18 9	1 9 4	1 9 0	1 1 2
SALTPETRE	British India - - - - - "	1 12 6	1 14 8	1 16 9	1 12 6	1 4 9
SEEDS: Clover	Hanse Towns, France, and United States - "	2 13 0	2 13 0	2 12 9	2 14 4	3 7 5
" Flax	Russia (Baltic) and Holland - - per Quarter	2 14 0	3 1 1	3 2 4	3 0 8	2 11 4
" Linseed	Russia, Baltic - - - - - "	2 11 2	2 14 9	2 16 2	2 9 8	2 7 10
	" Black Sea - - - - - "	2 12 7	2 15 11	2 19 6	2 12 10	2 14 6
	Prussia - - - - - "	2 6 0	2 9 9	2 7 3	2 2 1	2 5 9
	British India - - - - - "	2 15 10	3 4 7	3 4 7	2 19 7	3 0 5
" Rape	Prussia - - - - - "	2 17 0	3 5 7	2 19 2	2 19 8	3 0 5
	British India - - - - - "	2 19 6	3 7 4	2 19 6	2 16 11	3 5 7
SILK: Knubs or Husks and Waste	France, Italy, India, and China - - per Cwt.	15 14 8	14 15 9	11 4 0	13 8 5	23 2 10
" Raw	France - - - - - per Lb.	1 8 3	1 7 5	1 5 4	1 7 11	1 8 11
	Egypt - - - - - "	0 17 3	0 18 5	0 19 5	1 1 10	1 5 4
	British India - - - - - "	0 16 10	0 18 8	0 18 8	0 18 5	1 2 6
	China - - - - - "	0 17 1	0 18 7	0 19 2	1 0 6	1 6 2
	Japan - - - - - "	0 19 0	1 1 1	1 0 9	1 1 10	1 9 0
" Thrown, not Dyed	France - - - - - "	1 14 9	1 12 11	1 11 10	1 13 9	2 2 5
	China - - - - - "	0 17 7	1 0 0	0 19 0	Nil.	Nil.
" Manufactures of Europe: Broad Stuffs, Silk or Satin, Plain, Striped, Figured, or Brocaded	France - - - - - "	2 10 3	2 10 5	2 8 5	2 8 5	2 8 4
" Ribbons { Of Silk or Satin - Of Velvet -	France - - - - - "	2 18 0	2 16 0	2 8 0	2 8 0	2 8 0
	Belgium - - - - - "	2 5 6	2 5 6	2 2 0	2 2 0	2 2 0
SPELTER or ZINC, Crude in Cakes	Prussia and Hanse Towns - - per Ton	17 12 6	18 2 2	18 7 4	22 6 0	21 16 6
" Rolled, but not otherwise Manu- factured	Hanse Towns, Holland, and Belgium - "	23 3 3	22 18 3	23 3 11	26 10 9	25 10 4
SPICES, Pepper	British India - - - - - per Lb.	0 0 4 ¹ / ₁₆	0 0 4	0 0 3 ¹ / ₁₆	0 0 3 ¹ / ₂	0 0 3 ¹ / ₂
SPIRITS:	British India and Mauritius - - per Proof Gallon British West India Islands } and British Guiana } Jamaica - " " Other Parts "	0 1 7 ¹ / ₂	0 1 5	0 1 4 ³ / ₄	0 1 5 ¹ / ₂	0 1 6 ³ / ₄
		0 2 6 ³ / ₈	0 2 2	0 1 11 ³ / ₄	0 2 3 ¹ / ₄	0 2 8 ³ / ₄
		0 1 9 ³ / ₈	0 1 6 ³ / ₈	0 1 5 ¹ / ₂	0 1 7 ³ / ₈	0 1 8 ³ / ₄
		0 9 1	0 9 1	0 7 6 ¹ / ₄	0 6 2 ¹ / ₂	0 5 4 ³ / ₄
" Brandy	France - - - - - "	0 9 1	0 9 1	0 7 6 ¹ / ₄	0 6 2 ¹ / ₂	0 5 4 ³ / ₄
" Geneva	Holland - - - - - "	0 2 0 ¹ / ₄	0 2 1	0 1 11 ³ / ₈	0 1 10 ¹ / ₂	0 1 8 ¹ / ₄
SUGAR:						
" Refined	Holland and Belgium - - per Cwt.	1 15 0	1 14 0	1 14 5	1 15 9	1 11 4
" Unrefined, White Clayed or equal in quality thereto	Cuba - - - - - "	1 10 10	1 7 11	1 6 2	1 13 1	1 7 1
	Mauritius - - - - - "	1 9 9	1 9 7	1 7 0	1 12 0	1 7 6
	British India - - - - - "	1 8 11	1 8 0	1 12 10	1 10 8	1 7 9
" Yellow Muscovado or Brown Clayed Sugar	Cuba - - - - - "	1 4 9	1 2 9	1 2 0	1 7 10	1 2 10
	Porto Rico - - - - - "	1 6 0	1 5 3	1 4 5	1 13 1	1 5 4
	Mauritius - - - - - "	1 6 5	1 6 9	1 4 4	1 10 5	1 5 8
	British India - - - - - "	1 8 5	1 6 9	1 6 5	1 5 11	1 3 6
	British West Indies - - - - - "	1 5 0	1 3 4	1 2 11	1 9 1	1 2 5
" Brown Muscovado, or any other Kind not being equal in quality to Brown Clayed	Philippine Islands - - - - - "	1 0 9	0 19 4	1 0 2	1 2 7	1 0 0
	Cuba - - - - - "	1 1 11	1 1 6	1 0 7	1 5 3	1 0 11
	Brazil - - - - - "	1 0 6	0 19 5	0 19 5	1 4 4	0 19 11
	Mauritius - - - - - "	1 0 9	1 0 2	1 0 1	1 4 11	1 0 6
	British India - - - - - "	0 19 0	0 17 9	1 0 2	1 0 2	0 18 10
	British West Indies - - - - - "	1 2 7	1 1 8	1 0 10	1 7 0	1 1 9

No. 13.—Continued.

AVERAGE PRICES Fixed for the COMPUTED REAL VALUE of the PRINCIPAL ARTICLES IMPORTED—Continued.

PRINCIPAL ARTICLES (Continued).	PRINCIPAL COUNTRIES WHENCE IMPORTED.	AVERAGE PRICES (exclusive of Duty).				
		1861.	1862.	1863.	1864.	1865.
SUGAR—Continued. Molasses	Cuba - - - - - per Cwt.	£ 0 9 11	£ 0 9 5	£ 0 9 2	£ 0 13 3	£ 0 12 1
	British West Indies - - - - - "	0 11 2	0 9 11	0 10 4	0 13 4	0 11 10
TALLOW	Russia - - - - - "	2 10 9	2 5 9	2 2 4	2 1 0	2 8 3
	Australia - - - - - "	2 7 8	2 4 1	2 0 10	1 19 3	2 2 0
	Argentine Confederation - - - - - "	2 10 3	2 6 0	2 1 9	2 1 8	2 4 5
TAR	United States - - - - - "	2 11 2	2 5 4	2 1 9	2 0 10	2 2 1
	Sweden - - - - - per Last	17 10 0	19 19 9	13 12 8	11 17 0	11 1 0
	Russia - - - - - "	17 18 6	20 14 7	15 7 0	12 8 0	11 8 0
TEA	United States - - - - - "	13 6 7	17 18 0	14 10 8	10 10 0	9 15 0
	China - - - - - per Lb.	0 1 5	0 1 8 ³ / ₁₀	0 1 6 ⁵ / ₁₀	0 1 6	0 1 7 ⁷ / ₁₀
	Japan - - - - - "	0 1 5	0 1 7	0 1 5 ⁵ / ₁₀	0 1 3 ³ / ₄	0 1 3 ⁵ / ₈
TEETH, Elephants'	British India (Assam) - - - - - "	0 1 9 ³ / ₈	0 1 9	0 1 11 ³ / ₈	0 2 3	0 2 3 ³ / ₄
	Africa and British India - - - - - per Cwt.	26 14 5	22 15 6	27 16 0	31 14 2	31 13 5
TERRA JAPONICA: Gambier	Singapore - - - - - per Ton	16 18 3	20 7 9	22 5 9	24 19 5	23 14 2
" Cutch	British India - - - - - "	23 14 0	26 12 0	25 8 3	24 8 6	25 3 9
TIN in Blocks, Ingots, Bars or Slabs	Holland, British India, and Peru - - - - - per Cwt.	5 19 2	5 15 10	6 0 2	5 1 4	4 13 1
TOBACCO, Unmanufactured:						
" Stemmed or Stripped	United States - - - - - per Lb.	0 0 11 ³ / ₈	0 1 3	0 1 3 ¹ / ₄	0 1 2 ¹ / ₄	0 1 1 ¹ / ₈
" Unstemmed	Holland - - - - - "	0 0 7 ¹ / ₈	0 0 9 ¹ / ₈	0 0 10 ¹ / ₈	0 0 9 ⁵ / ₈	0 0 9 ¹ / ₈
	Turkey Proper - - - - - "	0 0 5 ¹ / ₈	0 0 6 ¹ / ₈	0 0 6 ¹ / ₈	0 0 6 ¹ / ₈	0 0 5 ¹ / ₈
	Cuba - - - - - "	0 3 0 ³ / ₈	0 3 2 ³ / ₈	0 3 3	0 3 1 ¹ / ₄	0 2 11 ¹ / ₈
	United States - - - - - "	0 0 8	0 0 10 ³ / ₈	0 0 9 ¹ / ₈	0 0 8 ¹ / ₈	0 0 6 ¹ / ₈
" Manufactured, viz: Cigars	Argentine Confederation - - - - - "	0 0 9 ¹ / ₂	0 0 10 ¹ / ₄	0 0 9 ¹ / ₁₀	0 0 7 ¹ / ₂	0 0 7 ¹ / ₈
	Philippine Islands - - - - - "	0 7 1 ¹ / ₄	0 7 3	0 6 9 ¹ / ₂	0 7 7 ¹ / ₄	0 8 0
" Of other sorts (except snuff)	Cuba - - - - - "	0 13 0	0 13 0	0 13 0	0 12 3 ³ / ₄	0 12 0
	United States - - - - - "	0 0 10	0 1 8			
TURPENTINE	Cavendish or Negro-head. Of other Sorts.	0 1 7	0 0 9	0 1 3 ¹ / ₄	0 0 8 ¹ / ₄	0 0 10 ³ / ₈
	Cavendish or Negro-head. Of other Sorts.	0 1 3 ¹ / ₄	0 0 8 ¹ / ₄	0 1 3 ¹ / ₄	0 0 8 ¹ / ₄	0 0 9
VALONIA	France - - - - - per Cwt.	1 0 0	1 3 4	1 3 7	1 7 2	0 15 2
	United States - - - - - "	0 11 10	1 3 6	1 2 0	1 5 0	0 14 7
WINE, RED: Of British Possessions	Turkey Proper - - - - - per Ton	15 9 3	16 0 2	14 1 5	14 13 7	16 18 7
Foreign	South Africa - - - - - per Gallon	0 2 2	0 2 2	0 2 1	0 2 3	0 2 3
	Australia - - - - - "	0 2 0	0 2 0	0 2 0	0 2 0	0 2 0
WHITE: Of British Possessions	France - - - - - "	0 7 3	0 4 8	0 4 4	0 3 10	0 4 2
	Portugal - - - - - "	0 7 4	0 6 5	0 5 8	0 6 0	0 6 2
Foreign	South Africa - - - - - "	0 2 1	0 2 8	0 2 0	0 1 8	0 1 11
	Australia - - - - - "	0 2 0	0 2 0	0 2 0	0 2 0	0 2 0
Wood and TIMBER: Not Sawn or Split, or otherwise Dressed, except Hewn	Holland - - - - - "	0 9 6	0 9 0	0 9 0	0 9 0	0 9 0
	France - - - - - "	0 12 7	0 10 2	0 10 0	0 9 7	0 9 7
	Spain - - - - - "	0 7 1	0 6 8	0 7 9	0 7 11	0 5 10
	Italy: Sicily - - - - - "	0 5 0	0 4 4	0 3 3	0 2 11 ¹ / ₄	0 3 0
Deals, Battens, Boards, &c., Sawn or Split	Russia and Prussia - - - - - per Load	Fir. 3 8 5, Oak. 5 4 10	Fir. 3 5 11, Oak. 5 0 0	Fir. 3 8 5, Oak. 4 7 9	Fir. 3 11 10, Oak. 5 8 11	Fir. 3 5 0, Oak. 5 3 7
	Sweden - - - - - "	2 11 5, 4 9 0	2 12 9, 4 9 0	2 9 9, 3 19 0	2 11 10, 4 19 0	2 6 3, 4 19 0
	British North America - - - - - "	3 12 9, 5 2 5	3 18 2, 5 7 3	3 11 7, 6 2 11	3 1 11, 6 0 4	2 16 0, 5 4 7
Staves	Russia - - - - - "	Fir. 3 11 6	Fir. 3 10 0	Fir. 3 10 2	Fir. 3 14 7	Fir. 3 11 0
	Sweden and Norway - - - - - "	3 1 5	2 19 3	2 18 5	3 0 7	2 17 8
	British North America - - - - - "	2 16 7	2 13 11	2 15 4	2 11 6	2 18 4
	United States - - - - - "	4 0 6	5 14 8	5 2 4	4 12 0	4 12 0
Mahogany	Prussia - - - - - "	8 18 6	8 11 0	8 13 8	12 16 4	12 3 6
	United States - - - - - "	6 8 5	6 12 10	6 9 10	5 17 1	5 18 11
	British North America - - - - - "	6 6 5	7 11 11	7 18 6	7 5 9	8 1 0
Wool: Alpaca	Belize - - - - - per Ton	10 4 1	9 0 3	7 19 9	9 10 1	9 11 8
	Cuba - - - - - "	11 7 4	9 1 2	9 2 9	10 5 3	11 3 4
	South America - - - - - "	9 18 10	8 11 4	7 0 0	7 0 0	9 5 2
Sheep and Lambs'	South America - - - - - per Lb.	0 2 3 ³ / ₈	0 2 11 ¹ / ₂	0 2 5 ³ / ₈	0 2 6 ³ / ₄	0 2 10 ¹ / ₂
	Russia - - - - - "	0 0 10 ¹ / ₁₆	0 0 11 ¹ / ₂	0 1 0	0 1 0 ¹ / ₁₆	0 1 0 ¹ / ₁₆
	Hanse Towns - - - - - "	0 1 9	0 1 11	0 1 9	0 1 10 ¹ / ₁₆	0 1 10 ¹ / ₁₆
	British Possessions in South Africa - - - - - "	0 1 11 ¹ / ₁₆	0 1 2 ¹ / ₂	0 1 2 ¹ / ₂	0 1 5 ¹ / ₁₆	0 1 3 ¹ / ₁₆
	British India - - - - - "	0 0 7 ¹ / ₄	0 0 10	0 0 11 ¹ / ₁₆	0 0 11 ¹ / ₁₆	0 0 11 ¹ / ₁₆
	Australia - - - - - "	0 1 7 ¹ / ₄	0 1 7 ¹ / ₄	0 1 6 ¹ / ₁₆	0 1 9 ¹ / ₁₆	0 1 7 ¹ / ₁₆
Argentine Confederation - - - - - "	0 0 11	0 0 11	0 0 9 ¹ / ₁₆	0 0 9 ¹ / ₁₆	0 0 7 ¹ / ₁₆	

GROSS AMOUNT of CUSTOMS DUTY RECEIVED at each PORT in the UNITED KINGDOM.

PORTS OR PLACES.	1861.	1862.	1863.	1864.	1865.
ENGLAND AND WALES:	£	£	£	£	£
Aberystwith	279	961	653	654	666
Barnstaple	7,593	7,506	7,671	7,533	7,580
Beaumaris	1,012	763	862	919	1,484
Berwick	10,215	10,297	8,916	8,577	7,371
Bideford	3,381	3,278	3,573	3,878	3,780
Boston	40,517	40,532	40,031	36,925	40,471
Bradford	29,121	35,700	44,031	46,803	44,533
Bridgewater	8,539	7,110	7,794	7,222	6,935
Bridport	2,235	2,091	2,759	2,847	2,947
Bristol	1,336,253	1,317,177	1,150,599	1,103,000	1,106,211
Cardiff	12,789	12,299	13,133	12,786	12,745
Cardigan	37	61	53	59	32
Carlisle	32,042	32,164	28,303	27,477	22,929
Caernarvon	8,367	9,010	10,359	10,480	10,350
Chepstow	3,705	4,457	4,454	4,731	5,417
Chester	72,369	59,361	67,387	76,350	82,266
Colchester	15,131	15,122	14,549	14,150	13,044
Cowes	3,240	3,134	2,922	3,397	3,500
Dartmouth	3,834	3,962	3,555	3,747	4,251
Deal	1,940	2,027	2,769	2,123	2,972
Dover	7,887	7,053	8,111	7,814	9,344
Exeter	99,713	113,637	118,084	123,373	114,172
Falmouth	6,250	6,549	6,532	6,336	6,946
Faversham	1,250	1,399	1,415	1,466	1,471
Fleetwood	3,014	3,520	2,408	2,195	2,166
Folkestone	12,996	10,559	12,921	14,278	16,400
Fowey	1,691	1,571	1,418	1,568	1,008
Gainsborough	11,158	9,800	9,864	9,471	9,061
Gloucester	71,602	72,875	69,936	63,672	64,879
Goole	56,735	88,221	96,226	60,523	67,968
Grimsby	20,039	22,963	33,847	19,210	25,686
Halifax	—	4,657	8,244	10,091	9,768
Hartlepool	25,219	25,156	28,981	32,332	37,523
Harwich	1,327	925	1,349	2,443	7,491
Hayle	—	—	—	1,228	4,231
Hull	239,308	275,037	240,134	291,257	329,353
Ipswich	18,390	19,727	19,938	24,261	24,256
Lancaster	15,537	15,614	17,019	16,722	16,866
Leeds	—	—	1,773	29,168	38,470
Littlehampton	899	735	822	1,306	1,651
Liverpool	3,380,937	3,239,767	3,133,401	2,893,445	2,767,511
Llanelly	2,300	2,964	2,926	2,309	2,185
London	11,905,555	12,156,115	11,974,397	11,491,412	10,942,913
Lowestoft	3,421	3,606	4,102	3,507	6,030
Lyme	334	360	503	571	702
Lynn	15,174	17,726	15,777	9,834	9,896
Maldon	308	234	262	329	869
Manchester	196,303	165,748	160,103	144,172	128,458
Maryport	6,429	5,792	5,384	3,891	4,009
Middlesborough	617	1,694	2,158	2,710	2,946
Milford	877	902	655	446	430
Newcastle	264,441	243,957	217,903	214,415	216,760
Newhaven	5,074	5,399	5,588	5,682	11,072
Newport	12,541	13,500	13,691	13,882	15,989
Padstow	113	190	186	139	325
Penzance	12,234	12,947	12,150	9,619	8,919
Plymouth	160,042	160,578	181,190	183,721	180,305
Poole	5,157	5,307	5,634	4,464	5,677
Portsmouth	25,565	21,884	22,478	21,978	22,140
Preston	66,943	62,597	68,598	67,913	61,357
Ramsgate	2,293	2,739	2,944	3,989	3,234
Rochester	6,440	7,234	6,082	9,149	9,667
Runcorn	—	3,430	3,438	2,410	5,742
Rye	270	237	463	357	518
Scarborough	2,658	2,898	3,433	3,407	3,254
Scilly	11	97	53	27	15
Shields	48,164	42,608	40,255	45,901	45,537
Shoreham	4,188	4,775	8,284	6,071	9,658
Southampton	79,496	112,485	107,598	84,104	107,082
Stockton	77,230	72,031	75,036	79,735	78,903
Sunderland	95,734	88,666	86,386	86,435	79,519
Swansea	5,935	6,460	8,733	8,049	9,949
Teignmouth	1,163	628	663	1,751	2,010
Truro	11,408	11,837	11,559	11,221	8,996
Wells	23	135	122	80	208
Weymouth	9,633	9,285	9,647	9,707	10,112
Whitby	6,953	6,341	5,580	5,497	4,975
Whitehaven	66,142	61,325	64,237	68,244	68,427
Wisbeach	3,071	2,614	3,956	3,598	4,953
Woodbridge	705	583	934	633	1,148
Workington	2,644	2,242	2,470	3,096	3,076
Yarmouth	22,514	22,196	24,005	23,787	25,424
TOTAL FOR ENGLAND AND WALES	18,698,684	18,829,423	18,386,359	17,624,059	17,038,894

No. 14.—Continued.

GROSS AMOUNT of CUSTOMS DUTY RECEIVED at each PORT in the UNITED KINGDOM—Continued.

PORTS OR PLACES (Continued).	1861.	1862.	1863.	1864.	1865.
SCOTLAND :	£	£	£	£	£
Aberdeen	92,715	92,963	82,839	89,056	81,883
Alloa	4,450	5,330	6,987	6,544	4,735
Arbroath	12,591	13,394	14,245	15,549	15,584
Ardrossan	—	—	673	765	674
Ayr	4,590	3,216	2,874	2,711	4,649
Banff	4,706	4,022	3,339	2,921	2,733
Borrowstoness	629	584	568	721	621
Campbeltown	—	450	1,029	914	866
Dumfries	7,593	7,397	6,451	6,524	5,619
Dundee	58,808	60,420	65,049	72,801	80,221
Glasgow	918,573	949,918	979,950	964,477	725,293
Grangemouth	10,512	8,622	15,341	12,603	12,562
Greenock	901,753	1,107,549	1,231,124	1,054,836	1,222,480
Inverness	6,572	6,318	5,744	5,113	4,851
Kirkcaldy	10,483	11,178	10,764	16,435	23,181
Kirkwall	138	77	114	64	44
Leith	472,433	466,512	439,706	431,610	429,359
Lerwick	58	91	124	86	103
Montrose	15,648	16,002	14,919	9,788	8,179
Perth	16,169	16,859	15,582	16,308	14,887
Peterhead	2,039	2,264	2,236	1,969	1,717
Port Glasgow	129,120	125,112	140,174	106,926	100,382
Stornoway	32	54	62	39	21
Stranraer	152	96	309	118	287
Troon	6,222	6,718	6,852	6,908	7,652
Wick	1,147	590	896	996	831
Wigtown	25	83	23	45	61
TOTAL FOR SCOTLAND	2,677,158	2,905,819	3,047,974	2,826,927	2,749,475
IRELAND :					
Ballina	7,281	4,930	3,155	2,211	3,094
Belfast	391,895	368,157	349,998	330,446	333,175
Coleraine	7,941	7,778	6,168	6,444	5,442
Cork	296,256	298,054	302,452	293,231	289,727
Drogheda	9,796	6,579	4,404	4,151	3,295
Dublin	1,004,276	1,015,440	965,812	940,912	929,352
Dundalk	51,797	46,428	39,313	40,009	32,183
Galway	31,201	26,285	23,372	20,389	21,098
Limerick	155,213	162,726	153,797	138,264	123,325
Londonderry	129,045	125,553	116,645	104,320	104,092
Newry	24,913	24,389	22,476	21,695	19,192
Ross	21,969	21,936	20,549	19,523	20,568
Skibbereen	2,209	1,789	1,824	1,156	646
Sligo	21,272	21,040	28,463	26,514	26,561
Tralce	19,593	16,941	18,791	16,556	16,682
Waterford	84,601	89,627	80,233	66,122	73,535
Westport	4,813	4,279	3,078	1,542	1,401
Wexford	17,570	16,473	14,069	13,840	8,235
TOTAL FOR IRELAND	2,281,671	2,258,304	2,154,599	2,047,325	2,011,603
TOTAL FOR UNITED KINGDOM	23,657,513	23,993,546	23,588,932	22,498,211	21,799,972

Note.—The Amount of Duty is stated exclusively of casual Miscellaneous Customs Receipts, and of the Duties received at the Isle of Man.

The Total Amount of Duty Received at the Isle of Man was in 1861	-	£ 29,166
1862	-	£ 28,337
1863	-	£ 33,016
1864	-	£ 34,185
1865	-	£ 34,178

No. 15.

GROSS AMOUNT of CUSTOMS DUTIES RECEIVED upon the PRINCIPAL ARTICLES IMPORTED (SUBJECT TO DUTY IN 1865).

PRINCIPAL ARTICLES.	1861.	1862.	1863.	1864.	1865.
	£	£	£	£	£
Chicory, Raw or Kiln-dried	26,480	5,930	64,164	129,069	127,892
Cocoa, Cocoa Husks, Shells, and Chocolate	16,498	18,071	18,493	19,654	20,071
Coffee :					
British Possessions	405,936	396,756	371,184	364,772	345,925
Foreign	36,317	36,604	41,147	30,107	38,377
Total of Coffee	442,253	433,360	412,331	394,879	384,302
Corn :					
Wheat	348,348	477,124	283,543	276,871	263,619
Barley	70,301	93,188	103,941	66,864	98,255
Oats	93,780	81,174	118,826	88,807	97,154
Peas	20,147	11,507	15,208	13,155	9,820
Beans	28,224	23,962	24,422	10,943	12,038
Indian Corn or Maize	155,331	137,564	149,033	76,776	89,249
Wheat Meal and Flour	116,898	137,161	97,948	85,370	73,741
Other Kinds of Grain and Meal	4,604	801	2,588	6,446	3,223
Total of Corn	837,633	962,481	795,509	625,232	647,099
Fruits :					
Currants	219,531	245,691	268,950	260,047	280,749
Figs	28,075	29,120	24,106	22,605	24,337
Prunes	8,452	6,528	11,469	5,838	4,868
Raisins	99,212	97,963	109,202	102,943	103,404
Plums, Dried or Preserved, French Plums, and Prunelloes	3,584	2,554	2,972	2,282	2,521
Plate, Gold and Silver	2,724	2,923	3,088	4,071	3,325
Sago	3,235	2,584	3,007	2,403	2,950
Spices :					
Pepper	100,105	106,080	116,535	120,426	124,400
Spirits :					
Rum	1,755,555	1,690,273	1,738,399	1,896,328	1,879,908
Brandy	833,312	885,490	998,057	1,205,768	1,388,733
Geneva	52,626	49,422	53,630	57,050	61,178
Of Other Sorts	26,389	46,517	76,962	81,743	137,511
Total of Spirits	2,667,882	2,671,702	2,867,048	3,240,889	3,467,330
Succades and Confectionery, including all Fruits and Vegetables preserved in Sugar	4,113	3,278	4,709	3,246	2,930

No. 15.—Continued.

GROSS AMOUNT OF CUSTOMS DUTIES RECEIVED upon the PRINCIPAL ARTICLES IMPORTED (SUBJECT TO DUTY IN 1865)—Continued.

PRINCIPAL ARTICLES (Continued).	1861.	1862.	1863.	1864.	1865.
	£	£	£	£	£
Sugar, Unrefined :					
Of or from British Possessions in America - - - -	2,236,394	2,427,916	2,355,866	1,509,524	1,774,653
" the Mauritius - - - - -	1,025,042	457,488	887,472	568,665	480,202
" British Possessions in the East Indies and S. Africa -	373,302	300,337	215,115	226,223	248,227
" Foreign - - - - -	2,395,823	3,015,509	2,871,397	2,468,470	2,380,491
Total of Sugar, Unrefined -	6,030,561	6,201,250	6,329,850	4,772,882	4,883,573
Sugar, Refined and Candy :					
Of or from British Possessions out of Europe - - - -	833	1,235	1,161	3,234	8,096
" Other Parts - - - - -	223,506	245,935	228,806	527,737	459,313
Total of Sugar, Refined -	224,339	247,170	229,967	530,971	467,409
Sugar, Molasses :					
Of or from British Possessions out of Europe - - - -	54,168	48,589	43,887	33,246	40,088
" Other Parts - - - - -	105,343	144,227	113,482	57,271	54,551
Total of Molasses -	159,511	192,816	157,369	90,517	94,639
Cane Juice and Syrup - - - - -	28,542	24,366	5,186	7,947	9,449
Tea - - - - -	5,521,322	5,582,792	4,652,822	4,431,867	3,189,269
Timber and Wood :					
Not Sawn or Split or otherwise Dressed, except Hewn,					
Of British Possessions - - - - -	30,597	24,856	34,529	34,539	33,138
" Foreign - - - - -	34,272	40,075	38,103	39,009	47,953
Deals, Battens, Boards or other Timber or Wood, Sawn or Split,					
Of British Possessions - - - - -	84,640	59,648	77,998	78,055	78,746
" Foreign - - - - -	87,235	95,811	111,469	120,451	134,680
Firewood - - - - -	5,916	5,514	6,573	6,945	9,034
Lathwood - - - - -	3,654	3,332	3,190	4,341	5,251
Staves - - - - -	2,402	2,579	2,955	3,174	3,458
Total of Timber and Wood -	248,716	231,815	274,817	286,514	312,260
Tobacco :					
Stemmed - - - - -	2,896,923	2,348,352	1,882,006	2,036,423	1,919,886
Unstemmed - - - - -	2,564,173	3,208,386	3,950,631	3,865,644	4,120,154
Manufactured and Snuff - - - - -	142,939	157,706	153,808	189,660	205,449
Total of Tobacco -	5,604,035	5,714,444	5,986,445	6,091,727	6,245,489
Vinegar - - - - -	428	501	612	636	733
Wine :					
Of British Possessions - - - - -	41,047	22,267	13,906	12,740	8,184
" Foreign - - - - -	1,178,486	1,101,336	1,200,807	1,306,521	1,366,675
Total of Wine -	1,219,533	1,123,603	1,214,713	1,319,261	1,374,859
Other Articles - - - - -	140,749	86,524	35,568	32,305	26,114
TOTAL OF ALL ARTICLES -	23,657,513	23,993,546	23,586,932	22,498,211	21,799,972

Note.—Drawbacks, and Allowances for Over-Entries, &c., are not deducted in this Account.

No. 16.

TOTAL QUANTITIES of the PRINCIPAL ARTICLES, the PRODUCE of the UNITED KINGDOM, EXPORTED.

PRINCIPAL ARTICLES.	1861.	1862.	1863.	1864.	1865.
Agricultural Implements - - - - - <i>Value £</i>	247,667	195,039	186,360	180,029	210,300
Alkali : Soda - - - - - <i>Cwts.</i>	1,420,327	2,095,249	2,137,015	2,192,771	2,572,794
Apparel and Slops - - - - - <i>Value £</i>	2,168,186	2,558,492	2,808,968	2,579,418	2,639,012
Arms and Ammunition :					
Firearms (small) - - - - - <i>No.</i>	315,509	702,254	439,122	254,451	291,035
Gunpowder - - - - - <i>Lbs.</i>	11,751,095	16,277,849	15,778,263	15,422,502	16,833,723
Of all other Kinds - - - - - <i>Value £</i>	198,735	215,682	258,397	215,926	252,318
Bacon and Hams - - - - - <i>Cwts.</i>	40,708	64,710	73,679	67,292	26,851
Bags, Empty - - - - - <i>Dozen</i>	642,848	802,095	894,436	971,871	1,137,862
Beef and Pork - - - - - <i>Cwts.</i>	16,917	20,097	24,506	28,908	18,621
Beer and Ale - - - - - <i>Barrels</i>	378,461	464,827	491,631	498,981	561,907
Books, Printed - - - - - <i>Cwts.</i>	30,863	27,726	32,892	34,087	39,528
Brass of all Sorts - - - - - <i>"</i>	30,435	38,210	47,906	42,673	44,238
Butter - - - - - <i>"</i>	96,969	80,594	102,607	67,634	64,333
Candles, Stearine - - - - - <i>Lbs.</i>	5,928,699	5,036,515	4,858,422	3,819,736	3,222,585
Carriages - - - - - <i>No.</i>	2,663	3,053	3,926	4,886	3,057
Cement - - - - - <i>Cwts.</i>	1,564,896	1,612,649	2,072,285	2,399,841	2,257,535
Cheese - - - - - <i>"</i>	31,724	32,320	41,031	36,563	27,190
Coals - - - - - <i>Tons</i>	7,568,965	8,024,664	8,018,481	8,549,337	8,875,948
— Coke and Cinders - - - - - <i>"</i>	286,150	277,188	256,731	260,571	294,529
Copper, Unwrought :					
Ingots, Cakes, or Slabs - - - - - <i>Cwts.</i>	87,351	101,770	255,837	120,211	111,386
— Wrought or partly wrought :					
Sheets, Nails, Bars, Rods, &c. - - - - - <i>"</i>	166,146	223,300	359,862	404,444	300,327
Mixed or Yellow Metal - - - - - <i>"</i>	134,906	194,431	233,608	185,865	199,001
Of other Sorts - - - - - <i>"</i>	47,171	38,873	12,346	27,316	21,460
Cordage and Twine - - - - - <i>"</i>	105,847	126,018	164,847	162,273	168,173
Corn : Wheat - - - - - <i>"</i>	1,512,554	48,195	167,245	55,402	51,925
Wheat Flour - - - - - <i>"</i>	104,314	14,151	14,405	16,635	15,684
Of other Sorts - - - - - <i>Value £</i>	225,025	232,614	292,833	246,421	234,642
Cotton Yarn - - - - - <i>Lbs.</i>	177,848,353	93,225,890	74,398,264	75,677,521	103,533,609
Cotton Manufactures :					
Piece Goods, White or Plain - - - - - <i>Yards</i>	1,734,585,085	1,033,324,260	1,110,644,554	1,101,566,342	1,308,606,480
" Printed, Dyed, or Colored - - - - - <i>"</i>	828,873,922	648,070,340	600,317,518	650,422,958	705,697,236
Total - - - - - <i>"</i>	2,563,459,007	1,681,394,600	1,710,962,072	1,751,989,300	2,014,303,716
Lace and Net - - - - - <i>Value £</i>	287,398	518,750	450,192	367,239	465,611
Stockings - - - - - <i>Dozen Pairs</i>	698,300	887,886	711,662	606,566	613,425
Thread for Sewing - - - - - <i>Lbs.</i>	5,100,900	4,637,273	4,431,358	4,434,526	4,625,838
Hosiery and Small Wares - - - - - <i>Value £</i>	395,659	556,269	445,378	472,657	587,550
Drugs and Chemical Products, unenumerated - - - - - <i>"</i>	556,824	850,249	877,857	900,402	919,256
Earthenware and Porcelain - - - - - <i>"</i>	1,070,530	1,220,247	1,341,069	1,422,014	1,442,197
Fish: Herrings - - - - - <i>Barrels</i>	364,118	510,956	438,745	398,405	352,250
— Of other Sorts - - - - - <i>Value £</i>	134,179	189,949	268,722	248,597	189,005
Furniture, Cabinet and Upholstery Wares - - - - - <i>"</i>	263,898	274,904	301,954	251,438	289,887
Glass : Plate - - - - - <i>"</i>	46,347	56,257	70,255	65,155	71,387
Flint - - - - - <i>Cwts.</i>	79,204	89,177	95,899	110,476	99,314
Window - - - - - <i>"</i>	35,732	49,522	63,243	58,573	50,955
Common Bottles - - - - - <i>"</i>	546,216	540,558	614,561	574,630	622,496
Haberdashery and Millinery - - - - - <i>Value £</i>	3,434,194	3,573,622	4,359,659	4,797,552	5,030,740
Hardwares and Cutlery of all Sorts - - - - - <i>"</i>	3,425,610	3,310,342	3,833,149	4,113,707	4,326,741
Hats of all Sorts - - - - - <i>Dozen</i>	189,502	224,397	239,973	253,759	250,167
Horses - - - - - <i>No.</i>	2,954	4,288	5,204	4,664	4,400
Iron : Old and Broken, for re-manufacture - - - - - <i>Tons</i>	9,320	25,786	15,872	3,494	2,961
Pig and Puddled - - - - - <i>"</i>	388,004	444,708	466,423	465,985	547,641
Bar (except Railroad), Angle, Bolt, and Rod - - - - - <i>"</i>	258,074	308,061	330,653	279,758	254,257
Railroad, of all Sorts - - - - - <i>"</i>	377,555	400,765	446,440	408,215	434,300
Castings and Articles of Cast Iron - - - - - <i>"</i>	75,055	66,553	83,551	68,877	91,322

No. 16.—Continued.

TOTAL QUANTITIES of the PRINCIPAL ARTICLES, the PRODUCE of the UNITED KINGDOM, EXPORTED—Continued.

PRINCIPAL ARTICLES (Continued).	1861.	1862.	1863.	1864.	1865.
Iron:—continued.					
Wire and Manufactures of Wire - - - - - Tons	11,811	14,748	20,305	19,409	24,137
Hoops, Sheets, and Boiler Plates - - - - - "	83,885	116,694	142,606	123,283	116,032
Wrought, of other Kinds - - - - - "	97,170	98,357	106,412	107,109	122,982
Steel, Ingots, Bars, and Sheets - - - - - "	21,810	25,779	28,687	26,834	23,877
Total - - - - -	1,322,694	1,501,451	1,640,949	1,502,964	1,617,509
Jewellery - - - - - Value £	199,783	231,526	186,475	180,399	164,231
Jute, Yarn - - - - - Lbs.	7,047,217	6,615,882	7,391,327	5,497,603	4,944,230
— Manufactures - - - - - Value £	127,031	133,149	243,379	356,764	311,540
Lead: Pig, Pipe, Sheet, and Shot - - - - - Tons	19,295	36,140	36,052	35,767	27,278
Ore, Red and White Lead, and Litharge - - - - - "	5,851	7,474	6,473	6,623	7,440
Leather, Tanned, Unwrought - - - - - Cwts.	40,216	43,079	46,886	38,188	42,754
Wrought, Boots and Shoes - - - - - } Lbs.	6,672,305	Pairs 5,375,747 Lbs. 826,004	4,449,291	4,849,620	5,271,398
Of other Sorts - - - - - }			626,485	944,429	1,418,149
Saddlery and Harness - - - - - Value £	307,756	343,613	341,668	345,950	350,531
Linen Yarn - - - - - Lbs.	27,981,042	32,559,244	38,452,030	40,177,150	36,796,673
Linen Manufactures:					
White and Plain - - - - - Yards	106,936,060	138,217,079	159,580,305	184,200,270	213,385,837
Printed, Checked, or Dyed - - - - - "	2,165,772	6,013,164	7,046,534	12,873,699	16,965,490
Cambrics and Lawns - - - - - "	3,188,938	6,569,052	7,219,737	4,993,875	7,687,346
Damask and Diaper - - - - - "	451,804	1,033,185	1,478,597	1,459,609	1,717,561
Sailcloth - - - - - "	3,579,895	5,062,333	6,312,127	6,941,249	7,250,257
Total - - - - -	116,322,469	156,894,813	181,637,300	210,468,702	247,006,491
Thread for Sewing - - - - - Lbs.	2,390,461	3,909,062	4,256,630	3,978,321	3,934,922
Of other Sorts - - - - - Value £	13,464	53,800	61,009	73,117	72,222
Machinery: Steam Engines - - - - - "	1,258,164	1,624,876	1,595,036	1,617,117	1,958,533
Of other Sorts - - - - - "	2,955,506	2,467,797	2,772,976	3,231,475	3,264,100
Oil, Seed - - - - - Gallons	8,229,401	6,500,771	5,841,527	8,440,881	11,120,657
Painters' Colours - - - - - Value £	469,917	459,088	450,223	498,745	473,051
Paper Hangings - - - - - Cwts.	13,415	19,874	25,874	25,163	32,893
Other Sorts - - - - - "	91,958	129,326	160,618	167,658	141,075
Pickles and Sauces - - - - - Value £	245,305	304,593	389,534	370,910	328,381
Plate, Gold and Silver - - - - - Ozs.	118,256	151,029	146,836	148,743	128,475
Plated Wares - - - - - Value £	94,546	104,382	118,546	114,980	112,452
Provisions, not otherwise described - - - - - "	230,401	241,839	317,731	376,734	308,052
Salt - - - - - Tons	703,132	674,025	624,785	596,540	579,050
Silk, Thrown - - - - - Lbs.	538,954	647,109	461,770	474,038	370,171
— Twist and Yarn - - - - - "	452,723	620,401	462,308	516,581	439,746
Silk Manufactures:					
Broad Piece Goods - - - - - }	1,060,466	Yds. 2,603,072 Dozs. 173,430 Lbs. 114,449	2,827,701	2,770,883	2,873,439
Handkerchiefs and Shawls - - - - - }			223,975	214,980	145,073
Ribbons - - - - - }			94,660	100,151	99,562
Of other Sorts - - - - - Value £	443,507	465,708	519,230	489,178	481,239
Soap - - - - - Cwts.	187,317	174,887	197,278	182,612	140,241
Spirits, British - - - - - Gallons	4,085,617	3,751,742	4,076,357	4,193,958	1,987,767
Stationery other than Paper - - - - - Value £	287,570	284,885	342,574	360,103	405,067
Sugar, Refined - - - - - Cwts.	141,659	213,507	278,757	119,571	165,131
Telegraphic Wire and Apparatus - - - - - Value £	214,441	320,897	317,214	218,464	148,679
Tin, Unwrought - - - - - Cwts.	56,673	82,085	88,309	89,148	103,715
— Plates - - - - - Value £	907,947	1,212,665	1,309,673	1,263,246	1,481,098
Wool, Sheep and Lambs' - - - - - Lbs.	15,715,288	10,200,544	8,230,214	7,320,299	9,056,942
Woollen and Worsted Yarn - - - - - "	27,512,352	27,821,378	32,542,609	31,824,296	31,671,254
Woolen Manufactures:					
Cloths, Coatings, &c. - - - - - Yards	24,371,340	34,972,056	27,762,256	29,615,556	25,615,689
Flannels, Blankets, Blanketing, and Baizes - - - - - "	13,403,882	17,874,264	17,311,400	18,128,421	14,769,397
Worsted Stuffs - - - - - "	122,555,608	108,775,408	165,835,142	187,305,448	233,078,142
Carpets and Druggets - - - - - "	4,067,351	5,378,562	6,257,992	5,992,832	5,743,090
Of other Sorts - - - - - Value £	458,504	781,713	963,515	833,574	655,669
Zinc, Wrought and Unwrought - - - - - Cwts.	87,746	101,450	106,141	103,760	89,226
OTHER ARTICLES - - - - - Value £	5,046,240	5,577,504	6,347,333	6,370,042	6,700,238

No. 17.

TOTAL DECLARED REAL VALUE of the PRINCIPAL and OTHER ARTICLES, the PRODUCE of the UNITED KINGDOM, EXPORTED.

PRINCIPAL ARTICLES.	1861.	1862.	1863.	1864.	1865.
	£	£	£	£	£
Agricultural Implements - - - - -	247,667	195,039	186,360	180,029	210,300
Alkali : Soda - - - - -	605,278	885,245	866,715	916,009	1,123,946
Apparel and Slops - - - - -	2,168,186	2,558,492	2,808,968	2,579,418	2,639,012
Arms and Ammunition :					
Firearms (small) - - - - -	515,361	1,573,706	856,009	348,859	424,860
Gunpowder - - - - -	362,245	487,179	461,776	428,938	457,078
Of all other Kinds - - - - -	198,735	215,682	258,397	215,926	252,318
Bacon and Hams - - - - -	171,404	213,075	253,055	250,312	118,159
Bags, empty - - - - -	307,583	388,724	555,282	749,422	696,291
Beef and Pork - - - - -	40,631	45,977	54,656	60,970	39,774
Beer and Ale - - - - -	1,411,205	1,595,654	1,746,238	1,841,637	2,060,976
Books, Printed - - - - -	445,358	415,203	456,829	466,485	511,388
Brass of all Sorts - - - - -	171,050	204,784	241,895	234,013	232,909
Butter - - - - -	466,679	374,174	471,849	326,928	333,228
Candles, Stearine - - - - -	294,454	233,735	200,060	144,627	110,575
Carriages - - - - -	303,372	299,038	369,229	511,930	352,787
Cement - - - - -	207,205	202,050	260,798	297,222	285,898
Cheese - - - - -	130,577	126,766	157,529	147,251	111,102
Coals - - - - -	3,410,648	3,568,449	3,545,174	3,979,198	4,212,699
— Coke and Cinders - - - - -	194,142	182,418	168,624	186,575	214,478
Copper, Unwrought :					
Ingots, Cakes, or Slabs - - - - -	433,410	497,915	1,188,713	586,147	496,148
— Wrought or partly Wrought :					
Sheets, Nails, Bars, Rods, &c. - - - - -	854,207	1,140,278	1,773,628	2,110,376	1,480,430
Mixed or Yellow Metal - - - - -	585,140	812,158	953,457	801,761	816,640
Of other Sorts - - - - -	275,098	234,391	75,797	167,256	136,992
Cordage and Twine - - - - -	256,080	312,988	429,083	428,868	414,213
Corn : Wheat - - - - -	996,948	31,268	93,739	29,530	27,640
Wheat Flour - - - - -	94,695	13,329	11,941	13,404	12,354
Of other Sorts - - - - -	225,025	232,614	292,833	246,421	234,642
Cotton Yarn - - - - -	9,292,761	6,202,240	8,063,128	9,083,239	10,342,737
Cotton Manufactures :					
Piece Goods, White or Plain - - - - -	21,913,113	16,216,399	23,341,213	26,791,694	27,791,035
„ Printed, Dyed, or Coloured - - - - -	14,211,572	12,346,067	14,292,322	17,125,777	17,085,328
Lace and Net - - - - -	287,398	518,750	450,192	367,239	465,611
Stockings - - - - -	197,163	282,304	248,485	247,126	240,534
Thread for Sewing - - - - -	574,823	628,942	746,470	794,597	753,326
Hosiery and Small Wares - - - - -	395,659	556,269	445,378	472,657	587,550
Total - - - - -	37,579,728	30,548,731	39,524,060	45,799,090	46,923,384
Drugs and Chemical Products unenumerated - - - - -	556,824	850,249	877,857	900,402	919,256
Earthenware and Porcelain - - - - -	1,070,530	1,220,247	1,341,069	1,422,014	1,442,197
Fish : Herrings - - - - -	513,468	691,530	501,032	513,347	500,233
— Of other Sorts - - - - -	134,179	189,949	268,722	248,597	189,005
Furniture, Cabinet and Upholstery Wares - - - - -	263,898	274,904	301,954	251,438	289,887
Glass : Plate - - - - -	46,347	56,257	70,255	65,155	71,387
Flint - - - - -	218,512	259,142	298,658	336,707	302,105
Window - - - - -	47,557	56,530	77,734	73,038	60,857
Common Bottles - - - - -	277,460	272,406	312,686	287,551	310,245
Haberdashery and Millinery - - - - -	3,434,194	3,573,622	4,359,659	4,797,552	5,030,740
Hardware and Cutlery of all Sorts - - - - -	3,425,610	3,310,342	3,833,149	4,113,707	4,326,741
Hats of all Sorts - - - - -	344,441	406,062	444,126	463,436	483,594
Horses - - - - -	237,813	267,956	269,825	230,931	185,367
Iron : Old and Broken, for re-manufacture - - - - -	36,001	98,464	57,729	13,818	12,587
Pig and Puddled - - - - -	1,044,304	1,203,641	1,287,968	1,412,352	1,599,491
Bar (except Railroad), Angle, Bolt, and Rod - - - - -	1,882,275	2,250,964	2,568,034	2,568,049	2,199,837
Railroad, of all Sorts - - - - -	2,906,359	2,817,877	3,278,304	3,305,086	3,550,563
Castings and Articles of Cast Iron - - - - -	702,824	574,142	740,310	670,111	792,581
Wire and Manufactures of Wire - - - - -	205,979	314,895	409,439	416,615	474,005
Hoops, Sheets, and Boiler Plates - - - - -	848,336	1,318,917	1,720,881	1,776,682	1,603,964
Wrought, of other Kinds - - - - -	1,973,612	1,937,317	2,152,754	2,257,406	2,456,202
Steel, Ingots, Bars, and Sheets - - - - -	726,956	848,933	935,517	890,395	782,129
Total - - - - -	10,326,646	11,365,150	13,150,936	13,310,484	13,471,359

No. 17.—Continued.

TOTAL DECLARED REAL VALUE of the PRINCIPAL and OTHER ARTICLES, the PRODUCE of the UNITED KINGDOM, EXPORTED—Continued.

PRINCIPAL ARTICLES (Continued).	1861.	1862.	1863.	1864.	1865.
	£	£	£	£	£
Jewellery	199,783	231,526	186,475	180,399	164,231
Jute, Yarn	85,126	96,152	154,618	114,503	82,141
— Manufactures	127,031	133,149	243,379	356,764	311,540
Lead: Pig, Pipe, Sheet, and Shot	423,421	766,488	773,864	779,174	581,684
Ore, Red and White Lead, and Litharge	146,701	172,633	158,213	167,680	186,123
Leather, Tanned, Unwrought	361,455	405,658	440,797	381,842	409,249
Wrought, Boots and Shoes	1,526,847	1,637,550	1,405,819	1,484,421	1,462,105
" Of other Sorts		175,618	145,089	196,093	240,299
Saddlery and Harness	307,756	343,613	341,668	345,950	350,531
Linen Yarn	1,622,216	1,852,451	2,530,404	2,991,969	2,535,321
Linen Manufactures:					
White and Plain	3,161,125	3,929,762	5,006,363	6,427,392	7,126,330
Printed, Checked, or Dyed	70,702	200,665	261,981	505,599	606,040
Cambrics and Lawns	126,144	198,458	239,622	186,892	300,201
Damask and Diaper	36,912	64,139	83,981	93,335	111,040
Sailcloth	176,248	258,078	328,912	394,284	382,713
Thread for Sewing	267,746	429,034	527,105	492,194	558,444
Of other Sorts	13,464	53,800	61,009	73,117	72,222
Total	3,852,341	5,133,936	6,508,973	8,172,813	9,156,990
Machinery: Steam Engines	1,258,164	1,624,876	1,595,036	1,617,117	1,958,533
Of other Sorts	2,955,506	2,467,797	2,772,976	3,231,475	3,264,100
Oil, Seed	1,066,856	995,919	999,077	1,262,571	1,547,683
Painters' Colours	469,917	459,088	450,223	498,745	473,051
Paper Hangings	105,984	64,505	84,403	82,819	109,320
Other Sorts	361,014	441,103	548,257	548,508	447,741
Pickles and Sauces	245,305	304,593	389,534	370,910	328,381
Plate, Gold and Silver	60,149	75,739	67,894	71,204	62,532
Plated Wares	94,546	104,382	118,546	114,980	112,452
Provisions, not otherwise described	230,401	241,839	217,731	376,734	308,052
Salt	370,255	318,848	286,597	276,559	274,631
Silk, Thrown	634,204	747,668	541,278	563,781	477,590
— Twist and Yarn	284,138	348,785	269,767	290,626	289,468
Silk Manufactures:					
Broad Piece Goods		409,160	485,930	537,554	550,852
Handkerchiefs and Shawls	952,075	234,974	297,375	314,716	251,786
Ribbons		154,232	118,726	119,072	120,504
Of other Sorts	443,507	455,708	519,230	489,178	481,239
Total	1,395,582	1,264,074	1,421,261	1,460,520	1,404,381
Soap	231,432	227,824	255,057	232,172	184,279
Spirits, British	484,704	505,413	454,328	502,278	244,104
Stationery other than Paper	287,570	284,885	342,574	360,103	405,067
Sugar, Refined	348,763	531,609	504,958	199,841	249,677
Telegraphic Wire and Apparatus	214,441	320,897	317,214	218,464	148,679
Tin, Unwrought	343,856	477,243	513,877	482,147	498,570
— Plates	907,947	1,212,665	1,309,673	1,263,246	1,481,098
Wool, Sheep and Lambs'	1,143,358	756,310	688,300	673,446	901,660
Woollen and Worsted Yarn	3,552,976	3,952,998	5,087,293	5,417,377	5,429,504
Woollen Manufactures:					
Cloths, Coatings, &c.	2,998,465	4,125,122	3,964,910	4,533,519	4,023,954
Flannels, Blankets, Blanketing, and Baizes	1,031,455	1,388,592	1,413,399	1,504,384	1,203,127
Worsted Stuffs	6,121,616	5,881,789	8,336,957	10,800,521	13,360,527
Carpets and Druggets	508,652	671,215	810,783	861,499	861,453
Of other Sorts	458,504	781,713	963,515	833,574	655,669
Total	11,118,692	13,148,431	15,489,564	18,533,497	20,104,730
Zinc, Wrought and Unwrought	95,786	102,847	106,808	112,083	94,659
OTHER ARTICLES	5,016,240	5,577,504	6,347,333	6,370,042	6,700,238
TOTAL	125,102,814	123,992,264	146,602,342	160,449,053	165,835,725

No. 18.

TOTAL QUANTITIES of the PRINCIPAL ARTICLES of FOREIGN and COLONIAL PRODUCE EXPORTED.

PRINCIPAL ARTICLES.	1861.	1862.	1863.	1864.	1865.
Bacon and Hams: Bacon - - - - - Cwts.	6,442	130,859	263,113	62,561	1,260
Hams - - - - - "	73	8,995	17,386	11,974	3,309
Bark, Peruvian - - - - - "	9,432	10,485	11,292	11,424	14,975
Beef and Pork: Beef - - - - - "	1,628	3,884	6,513	21,425	9,959
Pork - - - - - "	1,380	10,840	37,943	33,314	5,557
Butter - - - - - "	5,634	13,291	29,326	15,770	14,868
Camphor, refined and unrefined - - - - - "	1,030	3,332	10,574	18,323	10,674
Candles, Stearine - - - - - "	5,621	10,112	32,021	35,301	24,960
Caoutchouc - - - - - "	19,110	24,199	20,610	29,107	26,050
Cheese - - - - - "	8,271	9,298	9,550	9,657	10,733
Cochineal, including Granilla and Dust - - - - - "	15,122	18,193	20,455	15,308	17,433
Cocoa, Cocoa Husks and Shells, and Chocolate - - - - - Lbs.	4,514,246	1,465,335	6,155,065	2,968,022	3,466,488
Coffee - - - - - "	46,800,365	56,899,830	71,385,233	79,309,279	99,884,182
Copper, Unwrought and part Wrought - - - - - Cwts.	78,459	173,571	125,741	180,440	186,880
Corn: Wheat - - - - - "	1,020,262	46,332	105,742	37,969	27,124
Other kinds of Corn and Grain - - - - - "	51,442	41,093	36,049	41,887	17,591
Wheatmeal and Flour - - - - - "	291,509	33,571	29,612	42,759	21,072
Other kinds of Meal and Flour - - - - - "	12,445	93	145	455	90
Cotton, Raw - - - - - "	2,663,285	1,917,094	2,154,933	2,184,842	2,704,544
Yarn - - - - - Lbs.	568,585	476,162	222,530	727,593	809,756
Piece Goods - - - - - Pieces	101,160	208,022	260,974	273,065	221,791
Manufactures, Unenumerated - - - - - Value £	90,772	66,441	55,269	61,821	68,715
Fish, Cured, of all Sorts - - - - - Cwts.	10,558	17,059	15,486	13,758	15,037
Flax - - - - - "	47,329	19,989	42,289	68,278	45,459
Fruit: Almonds of all kinds - - - - - "	11,378	15,467	19,952	14,518	19,270
Currants - - - - - "	63,995	102,920	96,093	109,330	115,709
Raisins - - - - - "	41,848	52,761	38,986	45,289	48,198
Glass, Beads and Bugles of Glass - - - - - Lbs.	1,815,130	1,556,971	1,898,170	2,196,816	2,057,131
Glass of all Kinds (except Bottles of Green or Common } Glass) - - - - - Cwts.	14,691	27,680	49,050	68,302	40,939
Guano - - - - - Tons	12,403	16,225	7,075	9,184	9,342
Gum, Animi and Copal - - - - - Cwts.	7,137	6,792	9,275	10,064	11,456
Arabic - - - - - "	16,149	26,439	20,140	17,969	20,008
Shellac - - - - - "	18,106	24,947	23,395	26,843	29,902
of all other Sorts - - - - - "	22,630	32,978	43,971	48,358	55,182
Hair, Manufactures thereof, or of Goats' Wool - - - - - Value £	211,965	241,884	102,398	57,165	117,017
Hemp, Dressed or Undressed - - - - - Cwts.	71,446	75,840	103,554	80,262	152,055
Jute - - - - - "	86,971	114,399	165,634	270,090	417,981
Hides, Raw - - - - - "	286,864	286,385	319,608	205,619	221,091
Tanned, Tawed, Curried, or Dressed - - - - - Lbs.	610,226	376,657	454,887	421,240	541,515
Indigo - - - - - Cwts.	67,435	52,808	54,663	57,664	66,547
Iron in Bars, Unwrought - - - - - Tons	6,841	14,554	12,860	12,881	9,636
Jute. See "Hemp."					
Lard - - - - - Cwts.	2,538	38,238	30,654	33,584	2,158
Leather Manufactures - - - - - Value £	16,481	10,404	79,115	18,541	26,657
Linen Manufactures - - - - - "	11,929	48,041	31,237	24,195	43,523
Nitre, Cubic - - - - - Cwts.	47,434	74,712	79,594	49,069	42,368
Oil, Cocoa Nut - - - - - "	218,654	165,778	197,309	226,670	203,885
Olive - - - - - Tuns	1,344	1,018	917	979	1,289
Palm - - - - - Cwts.	175,070	231,948	202,169	193,309	211,452
Seed, of all Kinds - - - - - Tuns	1,188	678	1,069	1,020	1,187
Train, Spermaceti and Blubber - - - - - "	415	314	734	871	683
Opium - - - - - Lbs.	290,120	146,337	110,101	119,670	176,000
Paper of all Sorts - - - - - Cwts.	8,722	13,425	18,312	29,008	24,721
Quicksilver - - - - - Lbs.	1,317,039	1,027,393	1,831,558	2,962,451	1,155,937

No. 18.—Continued.

TOTAL QUANTITIES of the PRINCIPAL ARTICLES of FOREIGN and COLONIAL PRODUCE EXPORTED—Continued.

PRINCIPAL ARTICLES (Continued).	1861.	1862.	1863.	1864.	1865.
Rags and Paper Stuffs - - - - - Tons	159	3,513	1,510	243	1,505
Rice, not in the Husk - - - - - Cwts.	1,722,188	1,272,049	1,606,350	1,679,325	1,396,294
Rosin - - - - - "	17,010	33,030	45,042	20,145	16,465
Saltpetre - - - - - "	18,644	78,688	26,312	27,498	23,649
Seeds, Clover - - - - - "	21,683	4,777	76,180	19,150	20,016
— Flax and Linseed - - - - - Qrs.	97,297	89,403	90,497	127,036	146,798
— Rape - - - - - "	76,621	30,757	59,514	73,135	84,950
— Unenumerated for expressing Oil therefrom - - - - - "	14,157	31,523	27,438	57,776	29,528
Silk, Raw and Waste - - - - - Lbs.	4,190,512	5,205,861	3,974,663	4,016,658	3,273,036
— Thrown - - - - - "	82,780	137,995	216,903	334,065	306,701
Silk Manufactures :					
Of Europe : Entered by Weight - - - - - "	20,844	34,034	40,119	32,191	21,349
Of India : " by the Piece - - - - - Pieces	140,281	133,973	81,870	46,895	30,174
All other Silk Goods - - - - - Value £	53,093	50,525	80,692	66,577	85,668
Skins and Furs :					
Beaver - - - - - No.	74,079	96,467	94,611	120,561	81,558
Fox - - - - - "	69,403	64,730	72,881	55,891	53,573
Musquash - - - - - "	797,685	1,244,584	1,385,462	1,486,326	1,534,225
Sheep and Lamb - - - - - "	440,066	511,336	838,644	888,005	1,037,400
Goat - - - - - "	1,066,648	1,283,929	1,195,415	1,490,982	1,251,088
Raccoon - - - - - "	510,679	458,717	407,870	492,373	496,926
Spelter or Zinc - - - - - Tons	4,383	4,294	4,285	3,425	3,771
Spices : Cassia Lignca and Cassia Vera - - - - - Lbs.	636,359	492,455	1,149,259	857,562	1,644,547
Cinnamon - - - - - "	784,977	813,591	812,533	843,850	853,044
Cloves - - - - - "	306,923	833,350	2,384,891	1,784,403	2,333,340
Ginger, Raw - - - - - Cwts.	7,164	11,339	15,267	18,562	25,938
Pepper - - - - - Lbs.	8,065,954	12,624,415	10,911,690	13,151,420	13,833,022
Pimento - - - - - Cwts.	25,735	28,847	22,286	36,133	17,469
Spirits : Rum - - - - - Proof Gallons	2,337,689	2,899,100	2,447,721	2,122,043	2,102,948
Brandy - - - - - "	534,708	697,454	861,137	750,121	537,964
Of various Kinds (mixed in Bond) - - - - - "	1,127,780	767,147	666,433	1,089,866	1,413,966
Sugar, Raw - - - - - Cwts.	471,998	240,221	428,361	354,441	493,146
— Refined and Candy - - - - - "	35,918	22,711	26,309	46,025	45,489
— Molasses - - - - - "	104,548	51,399	42,206	63,354	31,494
Tallow - - - - - "	157,650	132,841	33,554	28,557	40,945
Tea - - - - - Lbs.	12,847,026	27,342,603	26,219,654	27,545,341	32,633,451
Teeth, Elephants', Sea Cow, Sea Horse or Sea Morse - - - - - Cwts.	4,193	4,821	5,696	5,733	6,588
Tin - - - - - "	19,173	21,668	22,701	27,913	40,095
Tobacco, Raw - - - - - Lbs.	7,554,218	12,595,155	10,413,327	13,879,566	16,402,509
— Manufactured, Cigars and Snuff - - - - - "	1,292,080	946,865	2,102,298	3,448,473	1,547,543
Wax, Bees' - - - - - Cwts.	4,661	2,697	3,570	3,193	2,164
Whalefin - - - - - Tons	75	61	65	15	15
Wine - - - - - Gallons	1,923,235	2,110,652	2,300,802	2,085,281	2,204,580
Wood and Timber :—Hewn - - - - - Loads	12,633	10,861	13,460	7,431	16,115
Deals, Battens, &c., Sawn or Split - - - - - "	36,823	29,949	41,535	25,164	28,412
For Ship-building, Teak - - - - - "	910	2,963	7,339	1,904	4,182
Dyewoods :					
Logwood - - - - - Tons	3,892	2,982	5,305	2,772	5,305
Furniture and Hardwoods :—Mahogany - - - - - "	2,617	2,568	3,311	3,201	4,922
Of all Other Sorts - - - - - "	2,469	2,485	2,582	2,245	3,285
Wool, Sheep and Lambs' (including Wool of the Alpaca and Llama Tribe) - - - - - Lbs.	54,377,104	48,076,499	64,932,929	55,933,803	82,444,930
Woollen Manufactures - - - - - Value £	35,636	52,154	70,021	120,075	113,025
— Of Goats' Wool or Hair. See "Hair."					

No. 19.

TOTAL COMPUTED REAL VALUE of the PRINCIPAL and OTHER ARTICLES of FOREIGN and COLONIAL PRODUCE and MANUFACTURES EXPORTED.

PRINCIPAL ARTICLES.	1861.	1862.	1863.	1864.	1865.
	£	£	£	£	£
Bacon and Hams: Bacon	16,749	242,089	377,129	133,463	3,822
Hams	187	16,528	29,556	26,443	8,934
Bark, Peruvian	140,340	87,899	62,200	71,304	100,956
Beef and Pork: Beef	2,660	6,894	9,547	31,780	16,872
Pork	3,404	19,377	69,088	70,792	13,615
Butter	27,818	63,133	134,900	84,501	75,393
Camphor, Refined and Unrefined	10,615	40,711	68,136	93,803	52,793
Candles, Stearine	26,981	49,043	142,227	140,027	88,920
Caoutchouc	144,041	196,012	160,844	205,532	193,638
Cheese	19,162	20,456	23,835	25,189	30,992
Cochineal, including Granilla and Dust	226,139	262,358	329,937	269,644	317,693
Cocoa, Cocoa Husks and Shells, and Chocolate	120,124	40,200	160,875	77,518	101,315
Coffee	1,461,278	1,967,730	2,530,684	2,590,427	3,249,534
Copper, Unwrought and part Wrought	356,705	786,912	574,264	854,092	852,489
Corn: Wheat	647,473	26,195	52,159	17,435	12,658
Other kinds of Corn and Grain	19,644	14,091	11,785	13,756	5,749
Wheatmeal and Flour	233,208	25,178	19,988	26,813	14,136
Other kinds of Meal and Flour	6,408	45	69	200	33
Cotton, Raw	8,577,747	13,508,601	20,103,574	20,880,312	18,834,258
Yarn	65,405	53,092	37,030	125,775	129,461
Manufactures	140,078	175,609	200,320	208,728	198,746
Fish, Cured, of all Sorts	37,950	54,030	65,250	50,088	51,703
Flax	110,225	57,467	118,896	191,359	127,399
Fruit: Almonds of all kinds	33,755	36,628	54,341	45,742	58,686
Currants	70,394	102,920	102,499	102,953	98,835
Raisins	59,807	67,270	53,605	66,235	74,707
Glass, Beads and Bugles of Glass	90,757	77,848	108,749	114,418	109,285
Glass of all kinds (except Bottles of Green or Common Glass)	17,213	27,042	47,012	67,620	42,430
Guano	140,570	187,391	80,534	101,866	105,292
Gum, Animi and Copal	37,403	35,238	48,267	46,616	47,784
Arabic	27,992	50,234	47,161	54,955	69,695
Shellac	159,785	219,534	179,069	163,183	126,709
Of all other Sorts	77,481	105,037	144,237	152,742	192,720
Hair, Manufactures thereof, or of Goats' Wool	211,965	241,884	102,398	57,165	117,017
Hemp, Dressed or Undressed	104,719	132,639	190,605	140,279	252,320
Jute	68,490	110,586	206,352	292,598	351,801
Hides, Raw and Tanned	1,018,854	988,666	1,044,334	725,521	767,770
Indigo	2,415,578	1,856,201	1,535,575	1,700,848	2,005,006
Iron in Bars, Unwrought	76,157	159,908	145,590	149,366	109,369
Jute. See "Hemp."					
Lard	6,726	81,256	59,137	75,704	7,382
Leather, Manufactures	16,481	10,404	79,115	18,541	26,667
Linen Manufactures	11,929	48,041	31,237	24,195	43,523
Nitre, Cubic	30,832	50,431	56,711	37,415	27,539
Oil, Cocoa Nut	513,837	433,095	464,498	432,562	440,902
Olive	76,406	58,473	52,530	56,166	67,855
Palm	373,483	461,963	363,062	325,404	384,138
Seed, of all Kinds	41,728	24,247	42,143	38,392	42,958
Train, Spermaceti and Blubber	20,061	14,258	39,609	43,635	35,779
Opium	233,305	124,386	100,467	98,728	126,133
Paper of all Sorts	24,186	32,000	45,462	70,482	58,250
Quicksilver	119,357	93,107	165,985	317,846	119,205

No. 19.—Continued.

TOTAL COMPUTED REAL VALUE of the PRINCIPAL and OTHER ARTICLES of FOREIGN and COLONIAL PRODUCE and MANUFACTURES EXPORTED—Continued.

PRINCIPAL ARTICLES (Continued).	1861	1862.	1863.	1864.	1865.
	£	£	£	£	£
Rags and Paper Stuffs	1,479	51,827	26,874	5,306	24,314
Rice, not in the Husk	1,112,246	779,130	977,196	951,618	959,952
Rosin	11,057	32,204	62,872	31,896	16,465
Saltpetre	30,297	136,392	48,239	44,341	29,167
Seed, Clover	57,460	12,659	200,925	52,104	67,554
— Flax and Linseed	260,676	263,762	276,452	347,452	407,968
— Rape	218,940	96,885	176,310	194,112	259,451
— Unenumerated, for expressing Oil therefrom	40,913	97,360	74,769	146,607	79,357
Silk, Raw and Waste	3,632,147	4,945,568	3,929,308	4,407,212	4,158,814
— Thrown	134,171	222,517	343,429	562,343	647,905
— Manufactures	242,329	267,900	260,477	188,736	166,936
Skins and Furs	409,280	537,098	527,104	568,972	550,127
Spelter or Zinc	79,610	79,310	82,663	78,040	84,050
Spices : Cassia Lignea and Cassia Vera	21,575	18,216	44,722	32,781	62,553
Cinnamon	57,238	61,019	65,172	80,869	87,082
Cloves	5,116	13,889	32,295	31,599	34,028
Ginger	18,806	33,166	47,710	52,824	52,416
Pepper	134,432	210,407	170,496	191,792	201,731
Pimento	34,743	38,222	27,672	42,456	20,308
Spirits : Brandy	236,163	302,229	308,574	229,725	143,457
Rum	219,590	210,691	195,398	184,508	196,881
Of various Kinds (mixed in Bond)	112,778	76,715	66,643	108,987	141,397
Sugar, Raw	559,146	269,332	489,983	483,974	572,776
— Refined and Candy	62,026	37,889	44,252	81,079	69,997
— Molasses	53,069	25,867	21,012	41,131	18,600
Tallow	398,066	302,213	70,463	58,542	94,174
Tea	909,998	2,164,623	2,048,410	2,094,594	2,719,454
Teeth, Elephants', Sea Cow, Sea Horse or Sea Morse	111,794	109,346	154,927	180,215	207,014
Tin	114,239	125,494	136,206	141,542	186,442
Tobacco, Raw	265,506	564,207	465,358	565,853	588,021
— Manufactured, Cigars and Snuff	106,823	125,754	196,370	285,332	144,416
Wax, Bees'	36,675	21,833	30,021	27,780	19,453
Whalefins	26,670	22,354	31,367	6,151	6,495
Wine	672,863	646,808	737,527	675,989	620,034
Wood and Timber :—Hewn	43,209	37,030	43,894	24,208	46,884
For Ship-building, Teak	14,424	39,630	87,670	23,483	48,093
Deals, Battens, &c., Sawn or Split	115,247	92,259	125,423	75,842	86,908
— Dyewoods :					
Logwood	23,353	18,565	29,440	13,802	21,845
— Furniture and Hardwood :—Mahogany	28,135	23,754	28,391	30,143	48,605
Of all other Sorts	32,000	25,767	27,885	23,341	26,760
Wool, Sheep and Lambs' (including Wool of the Alpaca and the Llama Tribe)	3,619,393	3,282,928	4,279,967	4,379,578	5,889,082
Woollen Manufactures	35,636	52,154	70,021	120,075	113,025
Of Goats' Wool or Hair. See "Hair."					
ALL OTHER ARTICLES	1,748,951	2,126,560	2,363,713	2,561,694	2,681,004
TOTAL	34,521,856	42,175,870	50,300,067	52,139,186	52,995,851

No. 20.

DECLARED REAL VALUE of the TOTAL EXPORTS of the PRODUCE of the UNITED KINGDOM at EACH PORT.

PORTS.	1861.	1862.	1863.	1864.	1865.	PORTS (Continued).	1861.	1862.	1863.	1864.	1865.
ENGLAND AND WALES.							£	£	£	£	£
Arundel *	1,380	—	2,378	—	—	Sunderland	503,824	480,912	545,275	468,029	508,754
Barnstaple -	—	—	100	—	—	Swansea -	691,344	849,995	1,125,373	762,468	850,846
Beaumaris -	—	15,224	9,271	80	900	Teignmouth	5,400	6,029	5,247	20,004	6,195
Berwick -	7,132	12,522	1,225	1,749	5,799	Truro -	9,396	17,755	44,004	39,594	46,131
Bideford -	1,199	785	3,060	220	3,500	Wells -	11,395	—	1,260	—	330
Boston -	85,673	5,693	2,738	104	121	Weymouth -	214,602	201,112	209,666	224,849	202,449
Bridgewater	1,256	3,155	3,631	1,216	695	Whitehaven	7,887	18,588	27,355	30,113	62,367
Bridport -	9,121	10,482	10,837	15,661	14,152	Whitby -	200	—	756	1,273	—
Bristol -	347,741	298,260	341,674	290,113	291,967	Wisbeach	94,579	13,770	5,660	2,050	—
Caernarvon	300	680	—	—	—	Woodbridge	6,798	—	2,028	—	—
Cardiff -	1,383,972	1,689,740	1,763,880	2,067,009	2,190,918	Workington	4,226	15,862	7,484	9,608	26,131
Carlisle -	1,268	1,268	3,522	2,109	3,047	Yarmouth -	182,034	48,261	54,040	46,500	21,265
Chester -	2,651	2,847	5,828	1,521	2,126	Total of ENGLAND and WALES	116,419,183	114,854,859	136,324,745	149,099,271	153,993,890
Cholchester -	22,583	3,211	12,048	10,998	5,732	SCOTLAND.					
Cowes -	12,064	7,573	10,892	11,244	11,048	Aberdeen -	5,619	14,111	11,836	1,749	7,253
Dartmouth	3,681	3,353	3,350	4,467	2,737	Alloa -	71,404	46,210	25,779	22,133	27,318
Deal -	6,441	—	2,157	2,492	—	Arbroath -	1,636	70	1,110	431	470
Dover -	88,377	112,199	132,551	104,136	141,488	Ardrossan †	—	—	—	220,341	207,360
Exeter -	—	1,504	942	264	—	Ayr -	5,634	3,263	4,545	977	1,975
Falmouth	6,519	8,059	10,334	7,979	11,494	Banff -	39,121	81,992	48,192	15,752	37,042
Faversham -	56,179	64,684	51,474	51,576	64,839	Borrowstoness	144,411	184,222	168,542	124,485	140,372
Fleetwood -	41,038	75,772	13,773	4,458	10,034	Dumfries -	502	360	—	—	—
Folkestone	2,102,732	2,628,360	2,330,741	2,071,162	2,764,274	Dundee -	97,081	65,549	95,981	66,300	73,917
Fowey -	105,260	115,980	107,220	97,286	96,489	Glasgow -	5,259,887	5,766,003	6,763,806	7,604,426	7,898,324
Gainsborough	837	832	571	188	394	Grangemouth	314,140	336,686	304,773	230,285	295,717
Gloucester -	89,806	34,978	46,839	17,046	16,538	Greenock -	637,270	320,225	455,021	502,873	339,537
Goole -	569,568	805,657	981,139	967,876	918,606	Inverness	46,148	43,720	41,642	35,699	58,395
Grimsby -	1,386,864	2,849,279	4,234,508	5,877,469	6,816,147	Irvine †	146,516	186,246	231,222	—	—
Hartlepool -	4,365,586	3,316,639	1,543,715	1,534,565	2,903,646	Kirkaldy -	54,227	55,330	33,323	49,862	55,093
Harwich -	25,798	5,383	7,728	94,564	268,045	Kirkwall -	1,785	2,218	1,953	2,488	1,658
Hayle †	—	—	—	28,268	33,892	Leith -	1,292,477	1,298,099	1,552,899	1,765,441	2,039,217
Hull -	13,989,123	11,916,375	13,556,254	16,052,398	17,272,208	Lerwick -	19,298	19,445	42,818	38,454	37,549
Ipswich -	227,606	5,042	43,703	19,207	11,024	Montrose -	1,654	11,350	4,530	3,965	5,442
Lancaster	8,516	9,447	7,435	8,640	5,443	Perth -	1,824	2,614	1,001	319	82
Littlehampton	—	—	—	37,556	29,503	Peterhead	82,439	156,213	76,755	100,738	120,411
Liverpool -	52,241,445	50,297,135	64,789,266	72,748,031	73,066,773	Port Glasgow	29,203	84,375	36,469	39,026	31,239
Llanelly -	64,666	75,154	86,979	87,729	43,383	Stornoway -	36,385	50,637	40,333	45,298	43,177
London -	30,974,525	31,523,812	36,211,510	36,554,913	37,009,718	Stranraer -	—	—	—	323	—
Lowestoft	25,272	21,568	24,838	16,067	5,465	Troon †	—	—	—	47,811	63,193
Lyme -	861	251	262	435	313	Wick -	182,091	205,464	149,764	183,121	148,536
Lynn -	29,824	—	3,589	3,156	489	Total of SCOTLAND	8,471,352	8,934,402	10,092,294	11,102,297	11,633,277
Maldon -	39,038	13,022	19,478	22,755	26,451	IRELAND. §					
Maryport	3,603	6,174	6,126	2,978	2,793	Belfast -	27,094	4,118	12,041	21,660	17,563
Middlesborough	342,478	525,251	457,601	438,470	525,100	Cork -	131,840	132,130	108,102	137,435	134,640
Milford -	319	11,771	329	346	478	Dublin -	28,138	48,777	38,196	34,540	35,642
Newcastle	1,803,188	1,968,118	1,894,281	1,879,041	2,245,462	Dundalk -	—	669	—	—	—
Newhaven -	297,088	367,613	349,302	378,623	346,995	Galway -	4,658	393	7,587	4,143	339
Newport -	815,169	761,855	825,837	988,582	833,779	Limerick -	4,892	2,961	10,054	29,355	4,459
Padstow -	816	549	4,279	7,128	1,616	Londonderry	6,330	4,593	6,448	12,304	13,701
Penzance -	36,416	47,304	50,858	25,374	6,694	Newry -	—	—	—	258	300
Plymouth -	52,876	31,162	29,952	24,533	29,814	Ross -	—	—	223	525	135
Poole -	22,935	24,593	25,507	23,134	25,626	Skibbereen	—	—	363	—	—
Portsmouth	4,265	3,354	1,448	7,175	838	Sligo -	—	1,530	—	—	—
Preston -	343	355	4,813	2,036	1,409	Tralee -	350	2,000	—	—	—
Ramsey (Isle of Man) -	120	67	100	81	—	Waterford	8,977	5,632	433	2,535	611
Ramsgate -	25	308	27	3,365	—	Wexford -	—	200	1,856	4,730	1,168
Rochester	20,162	5,268	13,153	19,883	12,186	Total of IRELAND §	212,279	203,003	185,303	247,485	208,558
Runcorn -	9,376	10,600	16,758	27,502	20,509	TOTAL of the UNITED KINGDOM	125,102,814	123,992,264	146,602,342	160,449,053	165,835,725
Rye -	1,915	—	—	—	—						
Scarborough	12,010	972	350	250	255						
Scilly -	409	125	—	250	1,500						
Shields -	119,244	120,041	137,791	110,010	134,379						
Shoreham -	26,812	302	5,384	7,081	7,761						
Southampton	2,781,311	3,379,503	4,071,991	4,726,513	4,012,109						
Stockton -	7,683	11,357	10,267	5,721	10,721						

* Business transferred to Littlehampton (previously a Creek of Arundel).

† Hayle constituted an Independent Port from 1st October 1864 (previously a Creek of Penzance).

‡ Ardrossan and Troon, previously sub-ports within the Port of Irvine, have been constituted independent Ports. Irvine has been reduced to an Out-Station within the Port of Troon.

§ Only the direct Exports between Irish and Foreign Ports are included.

QUANTITIES and TOTAL VALUE of the REGISTERED IMPORTS of GOLD and SILVER COIN and BULLION in each Year from 1861 to 1865.

COUNTRIES FROM WHICH IMPORTED.	QUANTITIES OF GOLD.										
	BRITISH GOLD COIN.					FOREIGN GOLD COIN.					
	1861.	1862.	1863.	1864.	1865.	1861.	1862.	1863.	1864.	1865.	
	Ounces.	Ounces.	Ounces.	Ounces.	Ounces.	Ounces.	Ounces.	Ounces.	Ounces.	Ounces.	
Russia - - - - -	10,000	—	7,800	—	700	133,354	194,686	225,227	13,019	4,325	
Hanse Towns - - - -	6,806	55	2,349	1,773	1,641	82,127	107,607	42,969	47,698	2,069	
Holland - - - - -	865	4	12,407	20	250	528	11	14,100	560	903	
Belgium - - - - -	919	540	2,170	940	25,790	145,637	1,670	2,180	1,890	2,742	
France - - - - -	60	488	—	—	1,967	611,445	20,373	48,946	150,534	76,994	
Portugal, Azores, and Madeira	1,769	1,130	273	22,390	185,974	478	307	125	1,809	4,247	
Spain and Canaries - -	376	1,317	277	173	4,778	1,316	1,885	1,003	2,803	1,658	
Gibraltar - - - - -	1,307	1,240	1,382	2,864	3,032	3,460	881	1,137	4,077	6,628	
Malta - - - - -	2,071	1,041	125	3,017	721	168	—	—	257	—	
Turkey - - - - -	131	21	25,250	547	377	7,227	92	30	—	—	
Egypt - - - - -	2,270	851	190	14,960	75,131	659	35	86	2,000	6,294	
West Coast of Africa -	892	1,227	2,403	6,911	2,233	2,144	2,202	7,489	5,045	2,218	
British Possessions in S. Africa	656	1,367	358	402	10,770	1,686	991	914	486	1,965	
Australia - - - - -	127,698	245,995	171,006	5,149	87,684	14,059	35	—	—	—	
British N. American Provinces	13,165	10,124	3,614	11,785	5,942	—	2,649	2,520	8,482	13,159	
Mexico, S. America (except Brazil), and West Indies -	1,834	2,937	9,909	6,069	19,289	58,324	43,535	93,545	394,170	97,241	
Brazil - - - - -	1,470	869	10,316	39,321	31,115	141,106	22,670	2,097	2,340	24,472	
United States of America -	3,226	202,273	136,735	58,202	39,124	1,822	1,705,258	1,627,175	1,815,046	888,725	
Other Countries - - - -	1,604	1,909	295	8,286	70,928	2,172	18,167	424	370	1,246	
TOTAL { QUANTITIES	177,119	473,784	386,859	182,809	567,446	1,207,712	2,123,054	2,069,967	2,450,586	1,134,886	
VALUE -	£ 689,660	£ 1,844,799	£ 1,506,330	£ 711,814	£ 2,209,493	£ 4,576,891	£ 8,117,270	£ 7,910,269	£ 9,347,222	£ 4,325,618	
	GOLD BULLION.					TOTAL QUANTITIES OF GOLD.					
	1861.	1862.	1863.	1864.	1865.	1861.	1862.	1863.	1864.	1865.	
	Ounces.	Ounces.	Ounces.	Ounces.	Ounces.	Ounces.	Ounces.	Ounces.	Ounces.	Ounces.	
Russia - - - - -	—	—	—	—	—	143,354	194,686	233,027	13,019	5,025	
Hanse Towns - - - - -	4,935	525	2,620	4,260	150	93,868	108,587	47,938	53,731	3,860	
Holland - - - - -	310	—	3,000	—	77	1,703	11	29,507	580	1,230	
Belgium - - - - -	515	—	—	—	77	147,071	2,210	4,350	2,830	28,609	
France - - - - -	46,716	3,330	250	—	1,750	658,221	24,191	49,196	150,534	80,711	
Portugal, Azores, and Madeira	—	110	—	—	1,621	2,247	1,547	398	24,199	191,842	
Spain and Canaries - -	85	—	40	42	144	1,777	3,202	1,320	3,018	6,580	
Gibraltar - - - - -	34	50	53	240	273	4,801	2,171	2,572	7,181	9,933	
Malta - - - - -	203	—	—	—	—	2,442	1,041	125	3,274	721	
Turkey - - - - -	58	—	—	—	—	7,416	113	25,280	547	377	
Egypt - - - - -	1,120	66	3,824	20	—	4,049	952	4,100	16,980	81,425	
West Coast of Africa -	17,802	23,169	8,577	13,399	25,305	20,838	26,598	18,469	25,355	29,756	
British Possessions in S. Africa	—	—	—	36	—	2,342	2,358	1,272	924	12,735	
Australia - - - - -	1,445,319	1,436,694	1,332,379	659,231	1,177,438	1,587,076	1,682,724	1,503,385	664,330	1,265,122	
British Columbia - - -	1,367	3,168	3,574	3,413	—	1,367	3,168	3,574	3,413	—	
British N. American Provinces	—	689	3,106	9,355	15,368	13,165	13,462	9,240	29,622	34,469	
Mexico, S. America, (except Brazil), and West Indies -	202,700	416,093	1,000,392	1,060,860	571,167	262,858	462,565	1,103,846	1,461,099	687,697	
Brazil - - - - -	32,030	51,048	4,452	5,379	35,274	174,606	74,587	16,865	47,040	90,861	
United States - - - - -	5,403	697,570	224,076	94,880	218,201	10,451	2,605,101	1,987,986	1,968,128	1,146,050	
Other Countries - - - -	417	699	539	7,698	50,351	4,193	20,775	1,258	16,354	122,525	
TOTAL { QUANTITIES	1,759,014	2,633,211	2,586,882	1,858,813	2,097,196	3,143,845	5,230,049	5,043,708	4,492,208	3,799,528	
VALUE -	£ 6,897,386	£ 9,941,635	£ 9,726,066	£ 6,841,915	£ 7,950,459	£ 12,163,937	£ 19,903,704	£ 19,142,665	£ 16,900,951	£ 14,485,570	
	TOTAL VALUE OF GOLD.										
COUNTRIES FROM WHICH IMPORTED.	1861.	1862.	1863.	1864.	1865.	COUNTRIES FROM WHICH IMPORTED—Cont.	1861.	1862.	1863.	1864.	1865.
	£	£	£	£	£		£	£	£	£	£
Russia - - - - -	557,353	756,842	904,332	50,530	19,512	Australia - - - - -	6,331,225	6,704,753	5,995,368	2,656,971	5,051,170
Hanse Towns - - - - -	364,394	422,020	185,658	208,090	14,981	British Columbia - -	4,785	11,088	12,509	11,946	—
Holland - - - - -	6,584	43	114,267	2,252	4,767	British North American Provinces - - - - -	51,261	51,767	34,633	110,447	126,276
Belgium - - - - -	515,250	7,948	16,084	10,282	110,335	Mexico, South America (except Brazil), and West Indies - - - -	935,307	1,631,464	3,896,554	5,239,899	2,444,181
France - - - - -	2,504,493	91,980	187,546	573,913	307,765	Brazil - - - - -	664,929	269,902	63,881	180,996	339,549
Portugal, Azores, and Madeira	8,730	5,995	1,544	94,147	746,571	United States of America	38,434	9,731,434	7,520,682	7,479,790	4,304,495
Spain and Canaries - -	6,826	12,344	5,098	11,548	25,388	Other Countries - - -	16,231	80,657	4,763	62,521	471,259
Gibraltar - - - - -	18,192	8,318	9,842	27,345	37,685	TOTAL - - - - -	12,163,937	19,903,704	19,142,665	16,900,951	14,485,570
Malta - - - - -	9,454	4,053	485	12,712	2,807						
Turkey - - - - -	27,830	427	98,430	2,129	1,468						
Egypt - - - - -	15,509	3,709	16,359	65,831	316,149						
West Coast of Africa -	78,272	99,922	69,606	96,078	111,907						
British Possessions in S. Africa	8,878	9,038	4,824	3,524	49,305						

Note.—The Value of Coin and Bullion is computed at the Market Price at the time of Entry.

QUANTITIES and TOTAL VALUE of the REGISTERED IMPORTS of GOLD and SILVER COIN and BULLION in each Year from 1861 to 1865—Continued.

COUNTRIES FROM WHICH IMPORTED.	QUANTITIES OF SILVER.										
	BRITISH SILVER COIN.					FOREIGN SILVER COIN.					
	1861.	1862.	1863.	1864.	1865.	1861.	1862.	1863.	1864.	1865.	
	Ounces.	Ounces.	Ounces.	Ounces.	Ounces.	Ounces.	Ounces.	Ounces.	Ounces.	Ounces.	
Russia	—	—	—	2,340	—	—	29,982	31,118	10,800	500	
Hanse Towns	3,614	3,170	7,155	1,319	1,506	84,339	111,190	25,199	107,704	109,248	
Holland	4,036	—	2,080	480	—	62,000	644,000	16,800	640,580	277,572	
Belgium	6,894	540	848	160	—	228,992	1,150,400	309,640	1,062,800	185,600	
France	—	5,048	—	—	853	1,360,693	1,533,111	1,264,156	3,086,556	3,107,440	
Portugal, Azores, and Madeira	732	—	—	17,525	18,584	401,326	325,959	203,623	179,691	118,762	
Spain and Canaries	430	134	—	97	21	116,871	32,929	5,624	16,825	5,262	
Gibraltar	3,592	453	1,484	3,012	960	61,664	66,947	108,075	108,064	188,133	
Malta	79,666	23,140	7,200	—	—	19,812	10,960	—	—	—	
Turkey	2,725	1,892	440	—	—	7,684	8,064	—	—	—	
Egypt	4,200	6,000	—	—	1,800	5,168	992	6,464	—	3,248	
West Coast of Africa	80	53	—	46,788	61,363	6,203	23,105	31,373	48,626	19,116	
British Possessions in S. Africa	—	6,320	2,274	2,100	12,700	15,775	10,954	11,348	9,560	13,044	
Australia	1,181	589	—	—	740	—	110	—	150	—	
British Columbia	—	—	—	—	—	1,398	—	—	420	—	
British N. American Provinces	23,762	75,514	223,624	32,972	39,160	7,134	820	8,280	14,109	14,850	
Mexico, S. America (except Brazil), and West Indies	18,672	15,719	52,238	71,352	123,219	9,969,528	13,614,031	9,761,679	10,804,129	9,015,318	
Brazil	—	740	5,940	—	8,604	204,510	325,424	207,376	206,615	231,432	
United States of America	1,900	43,510	216,307	49,618	36,404	91,589	1,242,677	2,155,317	412,339	202,632	
Other Countries	3,944	1,615	2,960	2,650	8,705	8,874	32,778	60,786	60,804	75,070	
TOTAL { QUANTITIES	155,428	184,437	522,550	230,413	314,619	12,653,560	19,164,433	14,206,858	16,769,772	13,567,227	
VALUE	£ 39,354	£ 47,114	£ 133,591	£ 59,017	£ 79,889	£ 3,145,917	£ 4,894,935	£ 3,701,045	£ 4,301,442	£ 3,375,945	
	SILVER BULLION.					TOTAL QUANTITIES OF SILVER.					
	1861.	1862.	1863.	1864.	1865.	1861.	1862.	1863.	1864.	1865.	
	Ounces.	Ounces.	Ounces.	Ounces.	Ounces.	Ounces.	Ounces.	Ounces.	Ounces.	Ounces.	
Russia	—	—	—	—	—	—	29,982	31,118	13,140	500	
Hanse Towns	211,651	5,243,303	2,466,400	2,258,722	515,400	299,604	5,357,663	2,498,754	2,367,745	626,154	
Holland	413,695	—	1,512,844	995,700	1,312,500	479,731	644,000	1,531,724	1,636,760	1,590,072	
Belgium	936,694	2,815,980	3,188,400	3,307,252	195,440	1,172,580	3,966,920	3,498,888	4,370,212	381,040	
France	1,289,476	6,592,454	3,435,401	1,266,050	303,013	2,650,169	8,130,613	4,699,557	4,352,606	3,411,306	
Portugal, Azores, and Madeira	69,376	28,678	25,016	23,499	92,213	471,434	354,637	228,639	220,715	229,559	
Spain and Canaries	790	7,417	8,776	5,540	144	118,091	40,480	14,400	22,462	5,427	
Gibraltar	3,080	3,928	1,952	10,100	400	68,336	71,328	111,511	121,176	189,493	
Malta	328	—	—	—	—	99,806	34,100	7,200	—	—	
Turkey	2,076	—	53	—	—	12,485	9,956	493	—	—	
Egypt	605	1,561	204	2,300	—	9,973	8,553	6,668	2,300	5,048	
West Coast of Africa	—	—	—	231	—	6,283	23,158	31,373	95,645	80,479	
British Possessions in S. Africa	274	300	1,820	1,589	1,338	16,049	17,574	15,442	13,249	27,082	
Australia	1,124	379	266	453	484	2,305	1,078	256	603	1,224	
British Columbia	—	—	566	—	—	1,398	—	566	420	—	
British N. American Provinces	—	261	—	—	—	30,896	76,595	231,904	47,081	54,010	
Mexico, S. America (except Brazil), and West Indies	9,415,054	10,037,355	14,812,580	15,235,285	9,726,905	19,403,254	23,667,105	24,626,497	26,110,766	18,865,442	
Brazil	64,332	14,946	154,851	61,493	64,272	268,842	341,110	368,167	268,108	304,308	
United States of America	18,539	1,925	72,668	144,808	623,115	112,028	1,288,112	2,444,292	606,765	862,151	
Other Countries	40,040	59	12,135	219,506	49,870	52,858	34,452	75,881	282,960	133,645	
TOTAL { QUANTITIES	12,467,134	24,748,546	25,693,932	23,532,528	12,885,094	25,276,122	44,097,416	40,423,340	40,532,713	26,766,940	
VALUE	£ 3,397,837	£ 6,810,723	£ 7,053,493	£ 6,466,866	£ 3,520,807	£ 6,583,108	£ 11,752,772	£ 10,888,129	£ 10,827,325	£ 6,976,641	
	TOTAL VALUE OF SILVER.										
COUNTRIES FROM WHICH IMPORTED.	1861.	1862.	1863.	1864.	1865.	COUNTRIES FROM WHICH IMPORTED—Cont.	1861.	1862.	1863.	1864.	1865.
	£	£	£	£	£		£	£	£	£	£
Russia	—	7,712	7,954	3,330	125	Australia	603	283	73	162	321
Hanse Towns	79,988	1,473,518	686,359	648,253	169,434	British Columbia	341	—	155	107	—
Holland	130,289	163,836	420,804	437,745	429,211	British North American Provinces	7,794	19,557	59,180	11,991	13,561
Belgium	314,189	1,069,952	954,709	1,185,259	99,700	Mexico, South America (except Brazil), and West Indies	5,047,612	6,242,068	6,651,506	7,002,384	4,931,855
France	689,522	2,202,972	1,256,724	1,115,096	854,111	Brazil	68,009	87,844	98,503	69,928	77,305
Portugal, Azores, and Madeira	118,630	91,026	57,620	55,854	59,448	United States of America	28,249	332,728	626,842	155,150	230,065
Spain and Canaries	30,274	10,348	3,844	5,857	1,363	Other Countries	14,238	8,760	19,651	76,773	34,446
Gibraltar	17,000	18,361	28,510	30,997	47,214	TOTAL	6,583,108	11,752,772	10,888,129	10,827,325	6,976,641
Malta	25,177	8,681	1,834	—	—						
Turkey	3,160	2,508	128	—	—						
Egypt	2,496	2,205	1,727	633	1,278						
West Coast of Africa	1,555	5,925	8,029	24,408	20,370						
British Possessions in S. Africa	3,982	4,488	3,977	3,398	6,834						

Note.—The Value of Coin and Bullion is computed at the Market Price at the time of Entry.

NOTE.—For Total Value of Gold and Silver, see p. 40.

No. 21.—Continued.

QUANTITIES and TOTAL VALUE of the REGISTERED IMPORTS of GOLD and SILVER COIN and BULLION in each Year from 1861 to 1865—Continued.

TOTAL VALUE OF GOLD AND SILVER.					
COUNTRIES FROM WHICH IMPORTED.	1861.	1862.	1863.	1864.	1865.
Russia - - - - -	£ 557,353	£ 761,554	£ 912,486	£ 53,860	£ 19,637
Hanse Towns - - - - -	444,382	1,895,538	872,017	856,343	184,415
Holland - - - - -	136,873	163,879	535,071	439,997	433,978
Belgium - - - - -	629,439	1,077,900	970,793	1,195,541	210,035
France - - - - -	3,194,015	2,294,952	1,444,270	1,689,009	1,161,876
Portugal, Azores, and Madeira - - - - -	127,360	97,021	59,164	150,001	806,019
Spain and Canaries - - - - -	37,100	22,692	8,942	17,405	26,751
Gibraltar - - - - -	35,192	26,679	38,352	58,342	84,899
Malta - - - - -	34,631	12,734	2,319	12,712	2,807
Turkey - - - - -	30,990	2,935	98,558	2,129	1,468
Egypt - - - - -	18,005	5,914	18,086	66,464	317,427
West Coast of Africa - - - - -	79,827	105,847	77,635	120,486	132,277
British Possessions in South Africa - - - - -	12,860	13,526	8,801	6,922	56,139
Australia - - - - -	6,331,828	6,705,036	5,995,441	2,657,133	5,051,491
British Columbia - - - - -	5,126	11,088	12,664	12,053	—
British North American Provinces - - - - -	59,055	71,324	93,813	122,438	139,837
Mexico, South America (except Brazil) and West Indies -	5,982,919	7,873,532	10,548,060	12,242,283	7,376,036
Brazil - - - - -	732,938	357,746	162,384	250,924	416,854
United States of America - - - - -	66,683	10,064,162	8,147,524	7,634,940	4,534,560
Other Countries - - - - -	30,469	89,417	24,414	139,294	505,705
TOTAL VALUE - - - - -	18,747,045	31,656,476	30,030,794	27,728,276	21,462,211

No. 22.

QUANTITIES and TOTAL VALUE of GOLD and SILVER COIN and BULLION ENTERED at the CUSTOM HOUSE for EXPORTATION to VARIOUS COUNTRIES, in each Year from 1861 to 1865.

COUNTRIES TO WHICH EXPORTED.	QUANTITIES OF GOLD.										
	BRITISH GOLD COIN.					FOREIGN GOLD COIN.					
	1861.	1862.	1863.	1864.	1865.	1861.	1862.	1863.	1864.	1865.	
	Ounces.	Ounces.	Ounces.	Ounces.	Ounces.	Ounces.	Ounces.	Ounces.	Ounces.	Ounces.	
Russia - - - - -	-	67,000	60	-	-	-	42,844	208,395	-	-	
Hanse Towns - - - - -	-	-	-	-	300	2,145	7,740	48,549	10,956	10,178	
Holland - - - - -	-	2,400	-	-	100	65	13,990	-	272	262	
Belgium - - - - -	-	-	-	-	47,500	925	46,505	300	75	3,354	
France - - - - -	-	143,057	67,900	494,190	259,281	175,406	554,098	88,944	463,105	197,605	
Portugal, Azores, & Madeira	86,263	235,885	163,911	51,836	20,853	159	7,412	138	-	321	
Spain and Canaries - - -	64,359	10,000	-	3,690	1,136	-	25	209	3,822	573	
Gibraltar - - - - -	-	-	-	645	-	-	-	-	-	-	
Malta - - - - -	12,841	100	47,456	24,990	7,710	-	-	-	-	-	
Greece - - - - -	500	4,036	14,112	-	-	9,400	-	-	-	-	
Turkey - - - - -	127	252,871	9,126	6	78	-	-	-	-	-	
Egypt - - - - -	149,342	401,767	738,733	333,990	81,958	-	1,957	17,471	-	22,648	
Morocco - - - - -	-	-	-	-	-	153	-	-	-	-	
West Coast of Africa - - -	5,737	3,965	7,125	7,663	9,088	18	3,448	14	-	-	
British Possessions in S. Africa	34,250	-	40,889	34,778	5,000	-	-	-	-	-	
Mauritius - - - - -	-	-	25,200	-	-	-	-	-	-	-	
Australia - - - - -	-	-	5,000	3	3,730	-	-	-	-	-	
British N. American Provinces	162,202	72,778	33,154	47,554	19,922	-	-	-	-	-	
Mexico, S. America (except	-	-	-	-	-	-	-	-	-	-	
Brazil), and West Indies - -	3,030	56,399	24,063	41,701	71,428	47,180	42,450	55,721	11,870	9,785	
Brazil - - - - -	4,867	104,981	424,789	235,260	326,453	360	-	7,082	2,859	-	
United States - - - - -	1,730,860	8,500	3,234	11,428	13,822	63,333	937	7,136	36,876	1,906	
Other Countries - - - - -	218	1,292	2,171	1,537	2,500	-	24	-	-	-	
TOTAL { Quantities	2,254,596	1,365,031	1,606,923	1,239,271	870,859	299,144	721,430	433,869	529,835	246,632	
Value -	£8,778,834	£5,315,092	£6,256,957	£5,020,101	£3,390,910	£1,134,538	£2,755,819	£1,665,202	£2,024,560	£939,925	
	GOLD BULLION.					TOTAL.					
	1861.	1862.	1863.	1864.	1865.	1861.	1862.	1863.	1864.	1865.	
	Ounces.	Ounces.	Ounces.	Ounces.	Ounces.	Ounces.	Ounces.	Ounces.	Ounces.	Ounces.	
Russia - - - - -	-	350,200	504,359	-	-	-	460,044	712,724	-	-	
Hanse Towns - - - - -	1,867	218	237,239	1,270	18,125	4,012	7,958	285,788	12,226	28,603	
Holland - - - - -	-	1,328	1,146	817	204	65	17,718	1,146	1,089	566	
Belgium - - - - -	400	18,365	4,750	8,000	4,500	1,325	64,870	5,050	8,075	55,354	
France - - - - -	86,393	939,466	764,150	1,085,259	674,431	261,799	1,636,621	920,994	2,042,554	1,131,317	
Portugal, Azores, and Madeira	114	5,220	-	-	-	86,536	248,517	164,049	51,836	21,174	
Spain and Canaries - - -	103,350	345,249	275,968	361,054	378,770	167,709	355,274	276,177	368,566	380,479	
Gibraltar - - - - -	13,800	26,900	13,650	-	-	13,900	26,900	13,650	645	-	
Malta - - - - -	-	-	-	-	-	12,841	100	47,456	24,990	7,710	
Greece - - - - -	-	-	-	-	-	9,900	4,036	14,112	-	-	
Turkey - - - - -	-	35,574	-	-	-	127	288,445	9,126	6	78	
Egypt - - - - -	55,976	88,754	140,238	201,971	46,943	205,318	492,478	896,442	535,961	151,549	
Morocco - - - - -	-	-	-	-	-	153	-	-	-	-	
West Coast of Africa - - -	-	-	-	-	-	5,755	7,413	7,139	7,663	9,088	
British Possessions in S. Africa	-	-	-	-	-	34,250	-	40,889	34,778	5,000	
Mauritius - - - - -	-	-	-	-	-	-	-	25,200	-	-	
Australia - - - - -	-	-	-	-	-	-	-	5,000	3	3,730	
British N. American Provinces	-	-	-	-	-	162,202	72,778	33,154	47,554	19,922	
Mexico, S. America (except	-	-	-	-	-	-	-	-	-	-	
Brazil), and West Indies - -	-	212,900	-	-	-	50,210	311,749	79,784	53,571	81,213	
Brazil - - - - -	-	-	-	-	-	5,227	104,981	431,871	238,119	326,453	
United States - - - - -	83,326	-	-	-	-	1,877,519	9,437	10,370	48,304	15,728	
Other Countries - - - - -	-	1,250	6,412	-	250	218	2,566	8,583	1,537	2,750	
TOTAL { Quantities	345,226	2,025,424	1,947,912	1,638,371	1,123,223	2,898,966	4,111,885	3,988,704	3,477,477	2,240,714	
Value -	£1,325,000	£7,941,062	£7,381,120	£6,235,078	£4,162,497	£11,238,372	£16,011,963	£15,303,279	£13,279,739	£8,493,332	
TOTAL VALUE OF GOLD.											
COUNTRIES TO WHICH EXPORTED.	1861.	1862.	1863.	1864.	1865.	COUNTRIES TO WHICH EXPORTED—Cont.	1861.	1862.	1863.	1864.	1865.
	£	£	£	£	£		£	£	£	£	£
Russia - - - - -	-	1,797,973	2,707,857	-	-	West Coast of Africa - - -	22,408	28,615	27,798	29,842	35,387
Hanse Towns - - - - -	15,410	30,374	1,080,944	46,472	106,591	British Possessions in	-	-	-	-	-
Holland - - - - -	242	68,018	4,374	4,108	2,148	South Africa - - -	133,360	-	159,211	135,417	19,469
Belgium - - - - -	5,057	249,893	19,075	30,353	214,204	Mauritius - - - - -	-	-	98,124	-	-
France - - - - -	998,304	6,356,200	3,502,829	7,775,111	4,263,286	Australia - - - - -	-	-	19,469	12	14,524
Portugal, Azores, and Madeira	336,921	967,445	638,755	201,835	82,415	British N. American Provinces	631,576	283,380	129,092	185,164	77,572
Spain and Canaries - - -	647,356	1,392,694	1,054,144	1,385,900	1,408,803	Mexico, S. America (except	-	-	-	-	-
Gibraltar - - - - -	53,014	105,470	52,695	2,511	-	Brazil), and West Indies - -	189,559	1,216,617	306,359	207,804	315,480
Malta - - - - -	50,000	389	184,781	97,305	30,021	Brazil - - - - -	20,286	408,769	1,681,025	926,944	1,271,126
Greece - - - - -	38,372	15,715	54,949	-	-	United States - - - - -	7,297,887	36,670	39,924	185,100	61,087
Turkey - - - - -	494	1,124,096	35,534	23	303	Other Countries - - - - -	848	10,024	32,658	5,984	10,654
Egypt - - - - -	796,495	1,919,621	3,473,682	2,059,754	580,262	TOTAL - - - - -	11,238,372	16,011,963	15,303,279	13,279,739	8,493,332
Morocco - - - - -	583	-	-	-	-						

Note.—The Value of Coin and Bullion is computed at the Market Price at the time of Entry.

No. 22.—Continued.

QUANTITIES and TOTAL VALUE of GOLD and SILVER COIN and BULLION ENTERED at the CUSTOM HOUSE for EXPORTATION to VARIOUS COUNTRIES, in each Year from 1861 to 1865—Continued.

COUNTRIES TO WHICH EXPORTED.	QUANTITIES OF SILVER.										
	BRITISH SILVER COIN.					FOREIGN SILVER COIN.					
	1861.	1862.	1863.	1864.	1865.	1861.	1862.	1863.	1864.	1865.	
	Ounces.	Ounces.	Ounces.	Ounces.	Ounces.	Ounces.	Ounces.	Ounces.	Ounces.	Ounces.	
Russia - - - - -	-	-	-	-	-	-	9,537	-	1,156	-	
Hanse Towns - - - - -	880	2,200	-	400	1,600	138,673	113,686	37,046	48,448	349,200	
Holland - - - - -	1,200	2,000	-	-	-	761,535	373,020	116,000	763,017	790,045	
Belgium - - - - -	-	-	9,900	-	8,000	275,275	207,265	20,800	-	232,520	
France - - - - -	24,820	6,400	-	-	-	1,854,520	2,121,653	2,819,007	5,382,928	1,561,897	
Portugal, Azores, and Madeira	2,534	6,164	-	-	-	-	4,800	-	300	-	
Spain and Canaries - - - - -	-	-	-	-	10,000	-	4,738	18,440	3,161	4,262	
Gibraltar - - - - -	-	-	-	-	-	-	-	-	8,000	-	
Malta - - - - -	-	-	-	-	-	-	-	-	50,000	-	
Turkey - - - - -	-	-	-	40	-	-	-	-	-	-	
Egypt - - - - -	83,590	152	40,463	402	35,732	4,037,200	14,976,799	10,027,860	6,695,702	3,426,044	
Morocco - - - - -	-	-	-	-	4,520	17,684	24,550	106,212	22,450	30,297	
West Coast of Africa - - - - -	49,952	80,339	75,459	102,171	44,072	23,655	20,547	16,618	2,360	172	
British Possessions in S. Africa	40,000	-	26,500	-	-	-	-	-	-	-	
Mauritius - - - - -	8,000	-	20,000	-	-	-	-	-	-	-	
Australia - - - - -	-	-	7,472	32,800	105,216	-	-	-	-	-	
British N. American Provinces	56,696	38,336	10,380	60,684	23,048	-	34,736	-	-	-	
Mexico, S. America (except	-	-	-	-	-	-	-	-	-	-	
Brazil), and West Indies - - -	315,045	39,350	89,039	207,669	23,944	77,303	64,954	193,279	23,500	8,000	
Brazil - - - - -	-	-	4	-	-	58,990	2,029	258	66,000	-	
United States - - - - -	17,316	-	27,520	17,856	-	133,787	3,384	27,520	-	19,406	
Other Countries - - - - -	3,000	-	7,907	12,000	-	-	5,060	-	-	28,666	
TOTAL - { Quantities -	603,033	174,941	314,644	434,022	256,132	7,378,622	17,966,758	13,383,040	13,067,022	6,450,509	
Value -	£153,378	£44,805	£80,400	£111,142	£64,980	£1,827,001	£4,566,071	£3,441,882	£3,320,299	£1,606,325	
	SILVER BULLION.					TOTAL QUANTITIES OF SILVER.					
	1861.	1862.	1863.	1864.	1865.	1861.	1862.	1863.	1864.	1865.	
	Ounces.	Ounces.	Ounces.	Ounces.	Ounces.	Ounces.	Ounces.	Ounces.	Ounces.	Ounces.	
Russia - - - - -	-	200,000	-	-	-	-	209,537	-	1,156	-	
Denmark - - - - -	-	-	598,044	394,000	80,000	-	-	598,044	394,000	80,000	
Hanse Towns - - - - -	1,048,883	673,600	1,362,000	695,955	1,361,674	1,188,436	789,486	1,399,046	744,803	1,712,474	
Holland - - - - -	590,300	956,252	683,500	1,262,108	3,052,347	1,353,035	1,331,272	799,500	2,025,125	3,842,392	
Belgium - - - - -	441,125	117,800	671,200	854,600	1,263,998	716,400	325,065	701,900	854,600	1,504,518	
France - - - - -	2,165,358	1,122,699	1,933,907	2,829,191	1,139,397	4,044,698	3,250,752	4,752,914	8,212,119	2,701,294	
Portugal, Azores, and Madeira	-	-	-	430	-	-	2,534	10,964	730	-	
Spain and Canaries - - - - -	9,800	15,240	-	94,916	-	9,800	19,978	18,440	98,077	14,262	
Gibraltar - - - - -	-	-	-	-	-	-	-	-	8,000	-	
Malta - - - - -	-	-	-	-	-	-	-	-	50,000	-	
Turkey - - - - -	-	3,302,000	-	-	-	-	3,302,000	-	40	-	
Egypt - - - - -	22,946,272	25,098,048	22,686,254	16,754,612	10,737,168	27,067,062	40,064,999	32,754,577	23,450,716	14,198,944	
Morocco - - - - -	-	-	-	-	-	17,684	24,550	106,212	22,450	34,817	
West Coast of Africa - - - - -	-	-	-	-	-	73,607	100,886	92,077	104,531	44,244	
British Possessions in S. Africa	-	-	-	-	-	40,000	-	26,500	-	-	
Mauritius - - - - -	-	-	-	-	-	8,000	-	20,000	-	-	
Australia - - - - -	-	-	-	-	-	-	-	7,472	32,800	105,216	
British N. American Provinces	-	-	-	-	-	56,696	73,072	10,380	60,684	23,048	
Mexico, S. America (except	-	-	-	-	-	-	-	-	-	-	
Brazil), and West Indies - - -	-	-	-	-	-	392,348	104,304	282,318	231,169	31,944	
Brazil - - - - -	495,195	156,550	182,067	460,268	386,400	554,485	158,579	182,329	526,268	386,400	
United States - - - - -	171,300	-	-	-	-	322,403	3,384	55,040	17,856	19,406	
Other Countries - - - - -	-	2,000	-	18,517	-	3,000	25,060	7,907	30,517	28,666	
TOTAL - { Quantities -	27,868,533	31,652,189	28,116,972	23,364,597	18,020,984	35,850,188	49,793,888	41,814,656	36,865,641	24,727,625	
Value -	£7,592,897	£8,703,352	£7,718,479	£6,421,120	£4,927,887	£9,573,276	£13,314,228	£11,240,761	£9,852,561	£6,599,192	
	TOTAL VALUE OF SILVER.										
COUNTRIES TO WHICH EXPORTED.	1861.	1862.	1863.	1864.	1865.	COUNTRIES TO WHICH EXPORTED—Cont.	1861.	1862.	1863.	1864.	1865.
	£	£	£	£	£		£	£	£	£	£
Russia - - - - -	-	57,428	-	289	-	West Coast of Africa - - - - -	18,528	25,757	23,661	26,780	11,219
Denmark - - - - -	-	-	164,227	107,734	21,792	British Possessions in	-	-	-	-	-
Hanse Towns - - - - -	318,558	213,622	381,981	202,423	458,809	South Africa - - - - -	10,104	-	6,756	-	-
Holland - - - - -	348,438	357,022	216,982	539,103	1,025,349	Mauritius - - - - -	2,033	-	5,094	-	-
Belgium - - - - -	187,318	84,527	192,230	234,944	403,778	Australia - - - - -	-	-	1,913	8,373	26,678
France - - - - -	1,052,737	849,463	1,258,155	2,146,413	699,579	British N. American Provinces	14,368	18,741	2,655	15,457	5,822
Portugal, Azores, and Madeira	641	2,822	-	194	-	Mexico, S. America (except	-	-	-	-	-
Spain and Canaries - - - - -	2,690	5,384	4,682	26,824	3,605	Brazil), and West Indies - - -	99,298	26,634	72,976	59,125	8,124
Gibraltar - - - - -	-	-	-	2,083	-	Brazil - - - - -	149,527	43,623	50,012	142,706	105,545
Malta - - - - -	-	-	-	13,177	-	United States - - - - -	84,066	858	14,271	4,631	4,831
Turkey - - - - -	-	905,025	-	10	-	Other Countries - - - - -	755	6,796	2,010	8,178	7,122
Egypt * - - - - -	7,279,839	10,710,209	8,815,748	6,308,329	3,808,260	TOTAL - - - - -	9,573,276	13,314,228	11,240,761	9,852,561	6,599,192
Morocco - - - - -	4,376	6,317	27,408	5,748	8,679						

For Total Value of Gold and Silver see p. 43.

NOTE.—The Value of Coin and Bullion is computed at the Market Price at the time of Entry.

	1861.	1862.	1863.	1864.	1865.
* Coin, chiefly for China, &c.	-	1,021,660	-	3,806,344	-
Bullion, chiefly for India -	-	6,258,179	-	6,903,865	-
				2,586,309	1,697,786
				6,229,439	4,610,543
					863,361
					2,944,899

YEARS 1861 to 1865.

ABSTRACT TABLES.

No. 22.—Continued.

QUANTITIES and TOTAL VALUE of GOLD and SILVER COIN and BULLION ENTERED at the CUSTOM HOUSE for EXPORTATION to VARIOUS COUNTRIES, in each Year from 1861 to 1865—Continued.

TOTAL VALUE OF GOLD AND SILVER.					
COUNTRIES TO WHICH EXPORTED.	1861.	1862.	1863.	1864.	1865.
	£	£	£	£	£
Russia - - - - -	—	1,855,401	2,707,857	289	—
Denmark - - - - -	—	—	164,927	107,734	21,792
Hanse Towns - - - - -	333,968	243,996	1,462,925	248,995	565,400
Holland - - - - -	348,680	425,040	221,356	543,211	1,027,497
Belgium - - - - -	192,375	334,420	211,305	265,297	617,982
France - - - - -	2,051,041	7,205,663	4,760,984	9,921,524	4,962,865
Portugal, Azores, and Madeira - - - - -	337,562	970,267	638,755	202,029	82,415
Spain and Canaries - - - - -	650,246	1,398,078	1,058,826	1,412,724	1,412,408
Gibraltar - - - - -	53,014	105,470	52,695	4,594	—
Malta - - - - -	50,000	389	184,781	110,482	30,021
Greece - - - - -	38,372	15,715	54,940	—	—
Turkey - - - - -	494	2,029,121	35,534	33	303
Egypt - - - - -	8,076,334	12,629,830	12,289,430	8,368,122	4,388,522
Morocco - - - - -	4,959	6,317	27,408	5,749	8,679
West Coast of Africa - - - - -	40,936	54,372	51,459	56,622	46,606
British Possessions in South Africa - - - - -	143,464	—	165,967	135,417	19,469
Mauritius - - - - -	2,033	—	103,218	—	—
Australia - - - - -	—	—	21,382	8,385	41,202
British North American Provinces - - - - -	645,944	302,121	131,747	200,621	83,394
Mexico, South America (except Brazil), and West Indies - - - - -	288,857	1,243,251	379,335	266,929	323,604
Brazil - - - - -	169,813	452,392	1,731,037	1,069,650	1,376,671
United States - - - - -	7,381,953	37,528	54,195	189,731	65,918
Other Countries - - - - -	1,603	16,820	34,668	14,162	17,776
TOTAL - - - - -	20,811,648	29,326,191	26,544,040	23,132,300	15,092,524

No. 23.

TOTAL VALUE of FOREIGN MERCHANDISE TRANSHIPPED at PORTS in the UNITED KINGDOM.*

YEARS.	DECLARED REAL VALUE OF ARTICLES ENTERED AT VALUE.	COMPUTED REAL VALUE OF ARTICLES ENTERED BY QUANTITY.	TOTAL VALUE.
	£	£	£
1861 - - - - -	2,788,699	1,636,063	4,419,762
1862 - - - - -	3,115,531	1,598,248	4,713,779
1863 - - - - -	3,482,211	1,847,797	5,330,008
1864 - - - - -	4,323,237	1,665,428	5,988,665
1865 - - - - -	4,866,841	1,602,678	6,469,519

* The Transhipments are not included in the Accounts of Imports and Exports.

TOTAL VALUE of FOREIGN MERCHANDISE IMPORTED for, and EXPORTED after, TRANSHIPMENT, from and to EACH COUNTRY at PORTS in the UNITED KINGDOM.

COUNTRIES FROM WHICH IMPORTED.	IMPORTED FOR TRANSHIPMENT.				
	1861.	1862.	1863.	1864.	1865.
	£	£	£	£	£
Russia	51,448	55,024	82,099	45,385	24,280
Denmark	2,049	1,984	5,776	26,074	3,442
Prussia	10,150	10,216	10,953	3,297	3,633
Hanse Towns	344,883	485,255	398,832	1,213,330	1,122,129
Holland	514,914	695,035	525,007	621,902	748,972
Belgium	567,501	630,136	494,312	740,351	815,299
Channel Islands	21,169	15,674	15,655	25,256	16,614
France	2,011,451	2,269,271	3,128,080	2,695,607	2,978,419
Portugal and Madeira	42,261	25,048	11,524	30,229	22,234
Spain and Canaries	72,112	50,161	57,237	74,049	68,879
Italy: Sardinia	3,799	3,903	1,595	1,276	851
Tuscany	2,097	6,980	730	1,407	3,001
Two Sicilies	5,306	16,143	8,054	6,269	61,196
Austrian Italy	10,270	19,409	11,821	4,597	31,471
Turkish Dominions	68,070	74,001	139,791	76,244	78,745
Egypt	14,985	12,359	2,060	1,872	4,776
British East Indies	13,788	47,275	47,472	20,755	61,759
Philippine Islands	32,836	21,776	23,814	45,839	28,233
China	30,974	43,322	102,493	63,206	56,265
Japan	1,841	3,405	7,192	5,031	4,788
Cuba	19,040	14,667	34,361	46,586	203,450
St. Thomas	71,434	56,215	34,760	14,582	15,673
United States	399,973	79,258	75,719	52,567	13,998
Brazil	14,660	40,238	49,455	111,342	47,874
Other Countries	92,751	37,024	60,216	61,612	53,538
TOTAL	4,419,762	4,713,779	5,330,008	5,988,665	6,469,519

COUNTRIES TO WHICH EXPORTED.	EXPORTED AFTER TRANSHIPMENT.				
	1861.	1862.	1863.	1864.	1865.
	£	£	£	£	£
Russia	35,362	42,479	98,728	102,762	83,855
Sweden	13,402	5,111	20,269	32,110	16,882
Denmark	918	2,141	22,735	60,637	7,159
Schleswig, Holstein, and Lauenburg					23,745
Prussia	32,054	26,338	31,311	43,188	22,830
Hanse Towns	67,829	117,478	111,860	111,326	112,995
Holland	69,428	68,031	75,086	97,079	55,883
Belgium	33,407	20,596	26,249	67,456	12,110
Channel Islands	43,072	35,464	21,429	17,954	20,282
France	530,130	134,907	170,411	50,897	186,155
Portugal, Azores, and Madeira	5,941	23,124	9,036	13,044	32,594
Spain and Canaries	5,922	7,181	7,479	49,217	32,090
Italian States	21,092	40,085	64,877	42,599	12,739
Ionian Islands	43,535	48,380	29,921	46,054	40,714
Turkish Dominions	227,714	391,867	300,302	249,128	280,195
Egypt	4,214	14,030	22,612	25,990	27,323
Morocco, and West Coast of Africa	33,407	103,377	26,493	20,141	38,301
British Possessions in South Africa	34,563	32,370	29,499	35,243	27,604
British East Indies	242,963	247,300	245,947	236,037	342,772
Philippine Islands	94,456	47,824	41,649	71,906	40,228
China	52,006	66,846	82,429	122,080	133,093
Japan	117	—	4,126	25,620	73,225
Australia	421,883	383,978	370,686	344,302	312,430
British North America	93,004	93,759	93,870	118,258	97,161
British West Indies	42,156	66,936	52,021	57,724	48,371
Haiti, and Foreign West Indies	356,041	364,161	426,684	420,146	368,074
United States	1,557,368	1,980,573	2,395,690	2,711,217	3,122,536
Mexico	4,535	25,019	75,023	181,234	108,839
Central America	22,695	24,846	30,852	13,025	6,663
New Granada	55,357	56,201	182,522	224,473	287,478
Venezuela	11,113	5,753	9,223	32,480	36,852
Brazil	180,382	107,714	113,996	181,919	256,343
Rio de la Plata	7,040	3,698	4,219	27,542	64,776
Chili	25,001	14,672	10,349	20,084	16,475
Peru	6,870	9,108	12,045	18,958	9,195
Other Countries	54,755	102,432	110,380	116,785	11,552
TOTAL	4,419,762	4,713,779	5,330,008	5,988,665	6,469,519

No. 25.

QUANTITIES and TOTAL VALUE of the PRINCIPAL and OTHER ARTICLES of FOREIGN MERCHANDISE TRANSHIPPED at PORTS in the UNITED KINGDOM.

ARTICLES.	QUANTITIES.					VALUE.				
	1861.	1862.	1863.	1864.	1865.	1861.	1862.	1863.	1864.	1865.
						COMPUTED REAL VALUE.				
						£	£	£	£	£
Beads and Bugles of Glass - Lbs.	119,089	278,325	167,159	32,792	81,034	5,954	13,916	8,358	1,640	4,237
Candles, Stearine - - - Cwts.	41,137	21,024	19,666	5,897	408	201,571	103,018	87,186	24,767	1,476
Cheese - - - - - "	2,303	1,855	1,147	1,114	1,453	5,067	4,019	2,982	2,906	4,105
Chicory - - - - - Lbs.	155,050	122,630	258,654	748,654	3,459,675	1,938	1,788	2,475	4,380	15,097
Coffee - - - - - "	201,325	2,723,899	2,906,901	3,591,324	3,141,287	5,872	90,796	96,873	118,502	104,605
Corks, Cut - - - - - "	86,343	26,975	24,298	5,520	7,620	4,677	1,461	1,316	299	413
Corn : Wheat - - - - - Qrs.	141,944	29,140	20,846	49,085	2,124	369,054	71,393	44,471	97,932	4,033
" Other Kinds of Corn and Grain - - - - - }	12,761	3,036	14,224	5,529	7,115	17,073	4,361	15,538	6,455	8,694
" Wheatmeal and Flour - Cwts.	117,136	5,674	35,967	18,944	3,469	93,709	4,823	24,278	11,879	2,331
Cotton Yarn - - - - - Lbs.	84,844	163,162	87,528	71,193	—	8,180	21,240	14,208	9,470	—
Glass, Window - - - - - Cwts.	12,773	19,772	16,462	12,485	7,656	10,218	15,818	13,170	9,988	6,125
" Flint, Cut and Uncut - Lbs.	162,288	101,024	136,864	21,952	43,232	5,796	3,608	3,278	647	1,784
Hats of Straw - - - - - "	20,805	5,565	10,408	12,256	15,436	52,013	12,521	23,418	42,896	50,167
Iron and Steel Manufactures - Cwts.	3,660	8,397	11,807	2,285	333	8,833	10,506	22,410	4,173	2,855
Oil, Chemical, Essential or perfumed Lbs.	7,654	4,047	4,754	120	12,981	8,803	2,447	8,917	298	4,521
Opium - - - - - "	53,580	57,820	104,756	52,046	65,708	42,700	43,365	95,590	43,155	48,460
Paper of all Kinds (except Paper Hangings) - - - - - }	7,613,312	2,518,208	1,626,688	2,491,776	1,923,392	190,515	48,089	32,694	53,663	32,920
Paper Hangings - - - - - "	48,944	217,056	82,432	43,792	42,336	2,447	8,140	3,091	1,642	1,588
Pepper - - - - - "	83,000	161,900	296,904	10,040	614,691	1,556	2,867	4,794	146	8,964
Rice - - - - - Cwts.	5,118	12,004	—	122	12	3,433	6,602	—	178	19
Spirits: Rum - - - - - Gallons	7,470	32,134	8,227	5,697	64,922	622	2,276	600	504	5,004
" Brandy - - - - - "	257,014	517,274	626,181	511,376	550,636	109,231	181,046	224,381	156,609	146,814
" Geneva - - - - - "	670,402	720,215	653,292	611,973	538,819	67,040	72,021	65,329	57,372	46,305
" Of all other Sorts - - - - - "	89,976	74,341	205,458	713,059	458,623	42,989	47,217	59,125	91,370	84,122
Succades - - - - - Lbs.	22,253	31,900	40,422	34,603	106,879	1,669	2,393	3,032	2,595	8,016
Sugar, Unrefined - - - - - Cwts.	8,488	6,762	59,436	4,216	2,745	11,034	7,776	65,380	5,639	3,065
" Refined and Candy - - - - - "	164,200	292,115	223,038	198,603	238,278	287,440	496,596	374,518	350,865	351,460
Tea - - - - - Lbs.	592,329	715,342	1,424,087	829,030	659,546	41,957	53,651	110,886	63,041	54,619
Tobacco, Unmanufactured - - - - - "	591,582	679,290	1,014,739	2,788,720	1,136,864	17,254	22,643	48,623	120,554	40,204
" Manufactured, and Cigars - - - - - "	588,985	525,475	937,304	1,096,231	967,834	56,681	47,798	86,769	100,047	257,824
Vinegar - - - - - Gallons	2,945	48,774	4,884	1,099	6,901	221	3,658	396	110	632
Wines - - - - - "	390,351	478,286	575,255	635,428	652,812	134,133	152,857	183,921	209,802	182,693
Other Articles - - - - - £	—	—	—	—	—	87,393	160,905	119,790	71,904	119,466
						DECLARED REAL VALUE.				
Silk, Woollen, Cotton, and Leather Manufactures, and other Manufactured Goods not separately specified - - - - - }	(Entered at Value.)					2,522,689	2,992,164	3,482,211	4,323,237	4,866,841
TOTAL VALUE - - - - -	—	—	—	—	—	4,419,762	4,713,779	5,330,008	5,988,665	6,469,519

No. 26.

NUMBER and TONNAGE of REGISTERED VESSELS (distinguishing Sailing and Steam) which BELONGED to each DIVISION of the UNITED KINGDOM and to the BRITISH POSSESSIONS, and the NUMBER of MEN and BOYS usually employed in navigating the same.

		SAILING VESSELS.		STEAM VESSELS.		TOTAL.		CREWS.	
		Vessels.	Tons.	Vessels.	Tons.	Vessels.	Tons.		
UNITED KINGDOM :									
England - -	{	1861	19,817	3,476,565	1,617	385,820	21,434	3,862,384	173,200
		1862	20,055	3,562,022	1,695	407,328	21,750	3,969,350	176,152
		1863	20,268	3,869,859	1,748	451,284	22,016	4,321,143	190,641
		1864	20,206	4,045,003	1,907	528,449	22,113	4,573,452	195,694
		1865	20,164	4,022,281	2,074	631,530	22,238	4,653,811	199,736
Scotland - -	{	1861	3,080	551,134	330	74,293	3,410	625,427	32,039
		1862	3,100	561,817	337	80,520	3,437	642,337	32,032
		1863	3,080	586,771	364	94,796	3,444	681,567	33,425
		1864	3,026	608,549	401	115,268	3,427	723,817	35,686
		1865	2,982	632,245	449	134,730	3,431	766,975	36,073
Ireland - - -	{	1861	2,123	203,095	175	44,585	2,298	247,680	13,960
		1862	2,153	200,218	185	48,286	2,338	248,504	14,246
		1863	2,112	199,354	178	49,693	2,290	249,047	14,072
		1864	2,023	193,751	174	51,858	2,197	245,609	13,941
		1865	2,014	190,616	185	55,471	2,199	246,087	13,887
TOTAL UNITED KINGDOM - -	{	1861	25,020	4,230,793	2,122	504,698	27,142	4,735,491	219,199
		1862	25,308	4,324,057	2,217	536,134	27,525	4,860,191	222,430
		1863	25,460	4,655,984	2,290	595,773	27,750	5,251,757	238,138
		1864	25,255	4,847,803	2,482	695,575	27,737	5,542,878	245,321
		1865	25,160	4,845,142	2,708	821,731	27,868	5,666,873	249,696
Isles of Guernsey, Jersey, and Man -	{	1861	885	69,725	11	1,610	896	71,335	5,625
		1862	904	72,452	11	1,757	915	74,209	5,709
		1863	879	75,233	8	1,083	887	76,316	5,516
		1864	887	82,916	8	1,706	895	84,622	5,747
		1865	909	91,634	10	1,802	919	93,436	5,958
British Possessions - -	{	1861	10,490	1,033,828	340	54,715	10,830	1,088,543	75,037
		1862	10,615	1,046,917	372	60,041	10,987	1,106,958	76,032
		1863	11,179	1,236,160	379	60,170	11,558	1,296,330	82,712
		1864	11,791	1,403,644	444	72,117	12,235	1,475,761	90,431
		1865	11,976	1,483,776	501	78,519	12,477	1,562,295	94,369
TOTAL OF BRITISH EMPIRE - -	{	1861	36,395	5,334,346	2,473	561,023	38,868	5,895,369	299,861
		1862	36,827	5,443,426	2,600	597,932	39,427	6,041,358	304,171
		1863	37,518	5,967,377	2,677	657,026	40,195	6,624,403	326,366
		1864	37,933	6,333,863	2,934	769,398	40,867	7,103,261	341,499
		1865	38,045	6,420,552	3,219	902,052	41,264	7,322,604	350,023

No. 27.

TOTAL NUMBER and TONNAGE of BRITISH and FOREIGN VESSELS (Sailing and Steam) ENTERED and CLEARED from and to FOREIGN COUNTRIES and BRITISH POSSESSIONS.

YEARS.	BRITISH.		FOREIGN.		TOTAL.	
	Vessels.	Tons.	Vessels.	Tons.	Vessels.	Tons.
ENTERED.						
1861	29,907	7,721,035	25,356	5,458,554	55,263	13,179,589
1862	29,554	7,856,639	25,906	5,234,451	55,460	13,091,090
1863	30,151	8,430,146	24,757	4,825,917	54,908	13,256,063
1864	31,233	9,028,100	23,490	4,486,911	54,723	13,515,011
1865	31,986	9,623,432	24,101	4,694,454	56,087	14,317,886
CLEARED.						
1861	29,357	7,699,497	26,699	5,716,555	56,056	13,416,052
1862	29,530	8,090,221	26,679	5,354,128	56,209	13,444,349
1863	29,933	8,589,246	25,450	4,893,424	55,383	13,482,670
1864	30,545	9,173,575	23,690	4,515,923	54,235	13,689,498
1865	31,184	9,735,523	24,796	4,843,683	55,980	14,579,206
TOTAL.						
1861	59,264	15,420,532	52,055	11,175,109	111,319	26,595,641
1862	59,084	15,946,860	52,585	10,588,579	111,669	26,535,439
1863	60,084	17,019,392	50,207	9,719,341	110,291	26,738,733
1864	61,778	19,201,675	47,180	9,002,834	108,958	27,204,509
1865	63,170	19,358,955	48,897	9,538,137	112,067	28,897,092

No. 28.

NUMBER and TONNAGE of BRITISH and FOREIGN VESSELS (Sailing and Steam) ENTERED and CLEARED, with CARGOES and in BALLAST, from and to FOREIGN COUNTRIES and BRITISH POSSESSIONS.

YEARS.	ENTERED.						CLEARED.					
	WITH CARGOES.		IN BALLAST.		TOTAL.		WITH CARGOES.		IN BALLAST.		TOTAL.	
	Vessels.	Tons.	Vessels.	Tons.	Vessels.	Tons.	Vessels.	Tons.	Vessels.	Tons.	Vessels.	Tons.
BRITISH.												
1861	21,057	6,307,737	8,850	1,413,298	29,907	7,721,035	26,470	6,841,808	2,887	857,689	29,357	7,699,497
1862	22,365	6,591,654	7,189	1,264,985	29,554	7,856,639	27,070	7,400,454	2,460	689,767	29,530	8,090,221
1863	23,778	7,302,039	6,373	1,128,107	30,151	8,430,146	27,667	7,961,008	2,266	628,238	29,933	8,589,246
1864	24,969	7,813,179	6,264	1,214,921	31,233	9,028,100	28,266	8,596,234	2,279	577,341	30,545	9,173,575
1865	25,876	8,356,914	6,110	1,266,518	31,986	9,623,432	28,527	9,056,729	2,657	678,794	31,184	9,735,523
FOREIGN.												
1861	16,525	4,297,442	8,831	1,161,112	25,356	5,458,554	22,011	4,477,996	4,688	1,238,559	26,699	5,716,555
1862	17,774	4,149,154	8,132	1,085,297	25,906	5,234,451	21,895	4,309,395	4,784	1,044,733	26,679	5,354,128
1863	18,133	3,835,319	6,624	990,598	24,757	4,825,917	20,727	3,926,797	4,723	966,627	25,450	4,893,424
1864	17,140	3,488,931	6,350	997,980	23,490	4,486,911	19,012	3,576,540	4,678	939,383	23,690	4,515,923
1865	18,611	3,801,780	5,490	892,674	24,101	4,694,454	19,690	3,770,422	5,106	1,073,261	24,796	4,843,683
TOTAL.												
1861	37,582	10,605,179	17,681	2,574,410	55,263	13,179,589	48,481	11,319,804	7,575	2,096,248	56,056	13,416,052
1862	40,139	10,740,808	15,321	2,350,292	55,460	13,091,090	48,965	11,709,849	7,244	1,734,500	56,209	13,444,349
1863	41,911	11,137,358	12,997	2,118,705	54,908	13,256,063	48,394	11,887,805	6,989	1,594,865	55,383	13,482,670
1864	42,109	11,302,110	12,614	2,212,901	54,723	13,515,011	47,278	12,172,774	6,957	1,516,724	54,235	13,689,498
1865	44,487	12,158,694	11,600	2,159,192	56,087	14,317,886	48,217	12,927,151	7,763	1,752,055	55,980	14,579,206

Note.—“Transports” with Troops, Government Stores, &c. are not included in the Shipping Returns of the United Kingdom.

TOTAL NUMBER and TONNAGE of VESSELS (Sailing and Steam) ENTERED from various FOREIGN COUNTRIES and BRITISH POSSESSIONS.

COUNTRIES WHENCE ARRIVED.	1861.		1862.		1863.		1864.		1865.	
	Vessel.	Tons.	Vessels.	Tons.	Vessels.	Tons.	Vessels.	Tons.	Vessels.	Tons.
FOREIGN.										
Russia { Northern Ports	2,332	527,903	2,847	588,214	2,861	591,740	3,370	762,368	3,554	873,901
Southern " "	798	269,587	835	289,212	639	212,721	684	222,219	1,007	349,234
Sweden	2,046	386,226	2,256	431,594	2,568	517,527	2,808	575,524	2,838	643,846
Norway	2,136	348,826	2,394	402,146	2,545	422,718	3,186	503,530	2,934	525,274
Denmark and Iceland	1,865	224,107	1,899	212,859	2,316	256,502	1,941	236,503	1,656	171,883
Schleswig, Holstein, and Lauenburg	-	-	-	-	-	-	-	-	-	498
Prussia	2,668	528,722	3,663	675,519	3,058	596,446	2,721	536,688	2,889	606,811
Mecklenburg	150	18,253	128	16,312	115	14,447	213	28,356	167	21,533
Hanover	990	94,290	1,206	106,782	1,100	102,258	737	69,556	898	82,975
Oldenburg	411	36,840	344	26,993	334	25,472	208	16,256	409	31,515
Hanse Towns	3,164	815,352	2,938	817,222	2,934	857,014	2,931	881,128	3,107	998,518
Holland	4,245	788,623	4,488	849,732	4,029	788,842	4,006	842,963	4,438	962,709
Java	18	7,226	9	5,031	2	776	2	805	-	-
Belgium	2,547	434,126	2,157	404,857	2,285	433,068	2,362	460,686	2,604	526,972
France	15,360	1,965,610	14,719	1,960,467	13,769	1,840,256	14,132	2,012,898	14,620	2,165,946
Algeria	11	2,343	15	3,269	69	11,630	78	16,518	64	14,434
Pondicherry	1	1,419	-	-	-	-	-	-	-	-
Isle of Bourbon	1	274	-	-	-	-	-	-	-	-
Portugal, Azores, and Madeira	1,055	173,764	1,135	202,557	1,404	239,093	1,405	238,200	1,382	249,295
Cape Verd Islands	1	214	1	728	1	425	1	136	4	3,567
Spain and Canaries	1,446	251,558	1,277	264,358	1,566	338,538	1,625	393,820	1,332	345,640
Cuba and Porto Rico	625	192,803	597	189,671	568	169,939	658	202,394	504	173,868
Philippine Islands	42	28,998	32	21,924	58	44,004	26	17,106	35	23,207
Fernando Po	-	-	1	103	-	-	-	-	1	297
Italy : Sardinia	114	45,008	122	58,574	183	81,393	275	110,562	213	100,853
Tuscany	155	46,977	149	50,064	175	43,590	138	36,612	106	36,341
Two Sicilies	401	69,179	418	73,338	410	72,037	408	84,414	370	65,252
Papal States	40	9,753	19	5,006	23	5,254	20	3,897	18	3,821
Austrian Territories	183	69,687	148	50,342	110	52,751	119	50,694	135	65,866
Greece	78	15,457	75	22,310	82	21,389	64	12,921	142	38,167
Ionian Islands*	-	-	-	-	-	-	75	25,747	29	6,759
Turkey	313	112,625	533	173,373	596	238,485	506	202,011	607	261,949
Wallachia and Moldavia	381	75,586	237	49,879	280	58,245	165	37,071	142	32,650
Syria and Palestine	132	40,564	50	22,823	220	46,745	164	39,947	90	24,574
Egypt	453	195,685	509	253,417	584	295,334	491	288,100	522	361,419
Tripoli	-	-	1	142	1	221	-	-	-	-
Tunis	5	876	2	285	1	250	1	189	1	129
Morocco	157	20,296	149	18,990	94	14,087	47	7,058	81	10,296
United States	2,531	1,987,810	2,098	1,589,033	1,447	1,206,164	1,099	998,406	671	727,831
Mexico	89	23,368	112	30,300	159	41,341	165	46,976	258	78,015
Central America	22	8,026	9	2,615	16	6,207	19	5,800	20	7,042
Haïti	45	10,240	51	13,806	42	9,386	11	2,136	21	6,823
Foreign West Indies { except Haïti, Cuba, and Porto Rico, specified separately - }	66	57,833	64	58,481	67	54,446	46	50,576	52	64,553
New Granada	19	6,340	33	9,849	33	12,369	17	11,050	14	5,775
Venezuela	17	2,402	13	1,825	3	1,809	11	1,619	12	3,212
Brazil	300	86,406	422	121,117	416	118,381	493	150,564	538	184,495
Uruguay	83	19,426	94	23,797	120	32,577	96	25,927	93	27,018
Buenos Ayres	112	29,695	81	25,566	117	34,401	82	28,820	72	32,793
Patagonia	5	1,236	1	507	1	226	-	-	-	-
Chili	162	74,876	167	70,203	130	53,436	123	51,487	153	64,997
Bolivia	9	4,234	25	12,873	21	11,560	6	2,005	9	5,315
Peru	195	129,373	149	90,584	197	160,109	149	107,614	231	172,719
Ecuador	5	1,744	3	853	3	860	1	229	2	447
China (exclusive of Hong Kong)	138	80,154	162	96,105	222	137,285	232	152,178	138	91,606
Borneo	1	299	3	1,102	5	2,649	5	2,587	4	1,226
Sarawak	-	-	-	-	-	-	-	-	2	1,216
Siam	2	654	3	1,210	2	619	1	399	1	231
Cochin China	-	-	-	-	-	-	-	-	25	17,006
Japan	7	3,550	10	5,066	18	7,287	36	15,376	23	9,361
Sumatra	1	371	-	-	-	-	-	-	-	-
West Coast of Africa (Foreign Possessions)	160	49,050	166	54,119	172	52,623	163	47,130	167	54,319
East Coast of Africa	1	168	-	-	3	1,390	7	2,118	8	2,893
Persia	1	289	1	579	-	-	-	-	1	346
South Sea Islands	-	-	2	705	-	-	-	-	3	1,329
Greenland and South Sea Fisheries	26	8,099	43	12,478	30	9,633	29	8,770	26	7,922
Total from Foreign Countries	48,321	10,383,400	49,065	10,470,866	48,196	10,348,533	48,358	10,628,644	49,941	11,454,194
BRITISH POSSESSIONS.										
Heligoland	2	102	3	165	-	-	3	154	1	58
Channel Islands	2,105	226,137	2,002	221,428	1,860	214,218	1,751	219,231	1,118	240,215
Gibraltar	59	21,411	66	30,805	78	36,470	88	41,495	87	41,413
Malta	25	9,083	14	4,115	30	11,047	40	14,680	35	16,646
Ionian Islands*	91	22,303	119	33,558	83	20,882	-	-	-	-
North American Provinces	2,433	1,313,784	2,023	1,104,774	2,370	1,314,986	2,049	1,200,165	1,917	1,186,079
West Indies and Honduras	890	281,703	924	299,202	945	302,016	1,019	325,076	926	312,798
Falkland Islands	1	194	3	595	2	500	4	949	4	1,201
Australia and New Zealand	142	113,544	147	121,342	137	121,633	146	127,362	189	156,649
Hong Kong	14	11,220	9	6,308	29	18,714	64	36,410	19	14,408
East Indies and Singapore	823	655,019	798	687,044	805	709,286	874	787,155	800	742,226
Ceylon	80	35,189	68	32,204	103	45,961	102	46,935	104	52,197
Aden	-	-	-	-	1	570	-	-	-	-
Mauritius	144	61,272	74	33,861	132	66,628	101	42,161	89	41,029
Cape of Good Hope	96	31,325	101	34,377	108	39,313	94	37,443	125	51,404
West Coast of Africa	35	7,454	42	9,978	26	4,979	26	5,590	30	6,533
St. Helena and Ascension	2	449	2	468	3	927	4	1,561	2	636
Total from British Possessions	6,942	2,796,189	6,395	2,620,224	6,712	2,907,530	6,365	2,886,367	6,146	2,863,692
TOTAL FROM FOREIGN COUNTRIES AND BRITISH POSSESSIONS	55,263	13,179,589	55,460	13,091,090	54,908	13,256,063	54,723	13,515,011	56,087	14,317,886

* Ceded to Greece 1st June 1864.

TOTAL NUMBER and TONNAGE of VESSELS (Sailing and Steam) CLEARED to various FOREIGN COUNTRIES and BRITISH POSSESSIONS.

COUNTRIES TO WHICH DEPARTED.	1861.		1862.		1863.		1864.		1865.	
	Vessels.	Tons.	Vessels.	Tons.	Vessels.	Tons.	Vessels.	Tons.	Vessels.	Tons.
FOREIGN.										
Russia { Northern Ports	2,326	520,259	2,159	476,534	2,404	526,279	2,521	603,631	2,378	612,812
{ Southern " - - - - -	164	63,931	195	79,143	143	62,986	205	76,243	259	110,092
Sweden - - - - -	1,902	333,532	1,878	373,009	1,904	375,501	2,108	427,955	1,957	441,109
Norway - - - - -	2,189	390,776	2,325	396,445	2,405	431,161	3,005	529,485	2,798	548,814
Denmark and Iceland - - - - -	5,386	704,119	5,626	713,844	5,578	689,301	5,152	681,185	4,853	730,571
Schleswig, Holstein, and Lauenburg - - - - -	-	-	-	-	-	-	-	-	958	113,620
Prussia - - - - -	2,742	554,353	3,171	590,432	3,034	597,693	2,136	443,766	3,063	645,499
Mecklenburg - - - - -	223	35,711	286	47,542	228	39,008	204	30,480	282	48,144
Hanover - - - - -	1,096	108,660	1,138	104,756	977	94,626	691	68,226	913	89,429
Oldenburg - - - - -	538	47,845	341	26,483	364	25,078	249	18,146	391	28,129
Hanse Towns - - - - -	3,012	723,297	2,900	715,749	2,864	726,062	2,817	755,237	2,851	815,534
Holland - - - - -	3,137	576,842	3,185	593,293	2,862	553,590	2,940	627,786	3,186	689,929
Java - - - - -	47	22,826	92	45,696	61	31,412	54	26,455	53	29,349
Possessions in India - - - - -	-	-	1	419	-	-	-	-	-	-
Belgium - - - - -	1,417	228,496	1,322	226,724	1,420	249,859	1,592	294,998	1,893	377,481
France - - - - -	13,578	1,670,215	13,094	1,719,234	12,302	1,583,299	12,773	1,730,634	13,321	1,947,497
Algeria - - - - -	112	17,214	123	21,113	92	13,978	74	11,657	89	14,805
Isle of Bourbon - - - - -	2	639	-	-	-	-	-	-	-	-
Portugal, Azores, and Madeira - - - - -	1,267	223,040	1,247	244,024	1,183	218,464	1,034	209,470	1,177	239,680
Cape Verd Islands - - - - -	53	20,653	54	24,048	65	26,460	55	25,043	42	18,288
Possessions in India - - - - -	2	873	-	-	1	440	-	-	-	-
Spain and Canaries - - - - -	2,439	518,307	2,581	535,475	2,772	575,054	2,415	529,616	2,079	492,448
Cuba and Porto Rico - - - - -	576	208,780	709	245,209	511	171,396	677	238,012	569	228,816
Philippine Islands - - - - -	22	12,959	35	23,946	19	9,534	13	8,020	26	18,055
Fernando Po - - - - -	8	5,042	4	1,694	8	3,420	12	4,677	8	3,064
Italy : Sardinia - - - - -	665	247,271	847	304,180	796	285,738	786	314,748	655	259,140
Tuscany - - - - -	108	25,917	181	51,439	101	24,308	93	23,398	108	31,140
Two Sicilies - - - - -	532	110,004	670	141,819	834	185,026	828	196,422	665	165,076
Papal States - - - - -	102	26,716	238	87,269	135	35,923	143	34,680	121	35,963
Austrian Territories - - - - -	316	108,317	270	86,118	238	88,582	324	121,052	254	97,765
Greece - - - - -	89	23,283	87	25,389	67	18,425	60	16,163	103	35,434
Ionian Islands* - - - - -	-	-	-	-	-	-	90	27,098	72	20,854
Turkey - - - - -	418	138,055	516	176,668	411	170,988	421	172,718	449	198,385
Wallachia and Moldavia - - - - -	72	14,612	93	20,485	58	10,475	54	10,712	63	11,702
Syria and Palestine - - - - -	108	29,549	32	10,855	152	35,808	191	49,291	165	48,033
Egypt - - - - -	398	175,707	479	223,462	701	302,325	852	403,776	898	488,268
Tripoli - - - - -	-	-	1	142	-	-	-	-	-	-
Tunis - - - - -	7	1,138	6	1,216	6	1,230	10	1,955	25	6,963
Morocco - - - - -	41	6,037	29	3,861	34	5,772	24	4,944	39	5,494
United States - - - - -	1,977	1,725,815	1,675	1,462,449	1,349	1,277,450	1,077	1,140,677	1,080	1,164,560
Mexico - - - - -	56	11,914	99	23,260	136	39,905	92	22,025	149	37,372
Central America - - - - -	21	6,678	14	4,187	13	4,143	11	3,497	10	3,728
Haiti - - - - -	63	13,997	62	12,917	56	11,719	56	15,920	33	6,255
Foreign West Indies { except Haiti, Cuba, and Porto Rico, specified separately } - - - - -	325	124,102	331	129,987	309	126,436	318	150,331	315	154,587
New Granada - - - - -	38	11,693	40	11,181	38	10,305	21	8,800	24	10,103
Venezuela - - - - -	36	6,184	22	3,053	20	2,726	35	5,584	21	5,026
Brazil - - - - -	561	204,458	581	185,579	634	204,416	622	232,005	831	283,863
Uruguay - - - - -	108	43,138	87	32,250	116	46,738	99	41,791	124	57,052
Buenos Ayres - - - - -	95	29,996	89	27,348	156	48,936	165	56,013	219	68,801
Patagonia - - - - -	-	-	-	-	-	-	-	-	1	409
Chili - - - - -	193	85,608	181	80,197	194	87,298	210	98,133	247	127,340
Bolivia - - - - -	1	469	3	857	-	-	1	503	6	2,960
Peru - - - - -	95	63,355	112	84,695	68	40,008	100	63,222	87	52,867
Paraguay - - - - -	-	-	1	329	-	-	-	-	-	-
Ecuador - - - - -	6	2,094	1	200	1	216	3	984	4	958
China (exclusive of Hong Kong) - - - - -	123	67,347	242	127,689	255	131,863	173	105,032	122	80,375
Borneo - - - - -	1	234	-	1,522	-	-	-	-	-	-
Siam - - - - -	2	646	4	-	2	430	4	1,307	6	1,862
West Coast of Africa (Foreign Possessions) - - - - -	163	54,346	184	57,648	171	53,737	184	59,251	185	59,179
East Coast of Africa - - - - -	3	769	3	1,277	4	848	10	3,500	6	1,914
Madagascar (Native Territory) - - - - -	-	-	-	-	2	808	1	565	-	-
Arabia - - - - -	-	-	-	-	2	1,677	1	1,289	1	395
Persia - - - - -	2	1,164	5	3,920	1	909	1	516	1	346
South Sea Islands - - - - -	4	1,338	3	1,241	5	1,625	6	1,902	3	762
Japan - - - - -	-	-	-	-	10	3,279	18	7,205	38	19,602
Greenland and South Sea Fisheries - - - - -	33	10,228	48	13,722	42	12,307	25	7,963	34	10,332
Total to Foreign Countries - - - - -	49,000	10,360,548	49,702	10,603,223	48,314	10,276,980	47,836	10,745,694	50,310	11,788,030
BRITISH POSSESSIONS.										
Heligoland - - - - -	2	102	3	164	1	22	2	92	1	18
Channel Islands - - - - -	1,577	160,226	1,510	154,003	1,429	151,590	1,298	154,290	1,348	166,458
Gibraltar - - - - -	356	89,079	278	72,109	349	90,668	380	95,448	310	92,611
Malta - - - - -	323	109,714	206	70,301	269	104,352	366	140,828	273	119,886
Ionian Islands * - - - - -	102	30,967	116	33,757	103	29,315	-	-	-	-
North American Provinces - - - - -	2,062	1,108,963	1,669	891,145	1,782	962,934	1,232	683,303	1,262	779,224
West Indies and Honduras - - - - -	854	265,194	830	269,420	933	288,972	1,091	353,377	731	253,027
Falkland Islands - - - - -	3	626	5	1,253	7	2,058	5	1,916	2	410
Australia and New Zealand - - - - -	417	337,166	460	382,037	557	445,500	478	408,263	426	387,239
Hong Kong - - - - -	71	47,343	108	60,854	102	61,666	114	73,260	62	42,848
East Indies and Singapore - - - - -	874	733,162	829	689,001	972	802,851	928	798,233	785	722,148
Ceylon - - - - -	52	28,473	91	51,749	143	78,133	88	54,664	92	50,401
Aden - - - - -	17	17,132	41	35,611	68	61,612	31	32,425	57	54,635
Mauritius - - - - -	64	28,642	75	36,412	94	39,432	64	32,596	68	30,805
Cape of Good Hope - - - - -	214	81,676	215	73,251	184	66,614	242	93,171	173	66,456
West Coast of Africa - - - - -	52	12,930	51	12,336	53	11,956	62	15,291	51	11,273
St. Helena and Ascension - - - - -	16	5,109	20	7,723	23	8,015	18	6,647	29	13,737
Total to British Possessions - - - - -	7,056	3,055,504	6,507	2,811,126	7,069	3,205,690	6,399	2,943,804	5,670	2,791,176
TOTAL TO FOREIGN COUNTRIES AND BRITISH POSSESSIONS - - - - -	56,056	13,416,052	56,209	13,444,349	55,383	13,482,670	54,235	13,689,498	55,980	14,579,206

No. 31.

NUMBER and TONNAGE of VESSELS (Sailing and Steam), of EACH NATION, ENTERED and CLEARED, with CARGOES only, from and to FOREIGN COUNTRIES and BRITISH POSSESSIONS.

NATIONALITY OF VESSELS.	1861.		1862.		1863.		1864.		1865.	
	Vessels.	Tons.	Vessels.	Tons.	Vessels.	Tons.	Vessels.	Tons.	Vessels.	Tons.
ENTERED.										
BRITISH.										
United Kingdom, and its Dependencies -	21,057	6,307,737	22,365	6,591,654	23,778	7,302,039	24,969	7,813,179	25,876	8,356,914
FOREIGN.										
Russian - - - - -	407	125,285	440	135,154	425	137,356	676	239,671	520	176,675
Swedish - - - - -	945	155,774	964	161,864	1,044	172,721	1,210	198,300	1,016	186,561
Norwegian - - - - -	2,917	634,435	3,134	659,591	3,373	756,852	4,015	872,529	3,694	876,740
Danish - - - - -	2,321	225,687	2,629	255,938	2,866	277,732	2,724	269,130	2,118	223,831
Prussian - - - - -	1,488	373,562	1,652	416,888	1,680	419,673	1,027	267,236	1,563	400,017
Schleswig, Holstein, and Lauenburg -	—	—	—	—	—	—	—	—	358	34,866
Mecklenburg - - - - -	466	100,794	540	117,247	569	126,425	355	80,423	643	142,474
Hanoverian - - - - -	778	67,927	860	78,478	909	80,165	589	59,299	899	80,585
Oldenburg - - - - -	180	30,403	157	26,672	135	19,561	61	9,371	102	13,513
Hamburg - - - - -	303	123,277	342	135,705	319	143,479	212	107,660	261	116,672
Bremen - - - - -	216	108,520	261	146,699	229	144,293	112	66,619	210	140,592
Lubeck - - - - -	38	6,793	41	7,370	39	7,661	26	4,766	31	6,133
Dutch - - - - -	1,250	153,624	1,488	182,163	1,391	182,007	1,348	177,838	1,505	192,656
Belgian - - - - -	296	61,218	297	64,789	309	58,888	500	83,925	571	93,662
French - - - - -	1,686	135,906	2,340	196,513	2,870	235,312	2,523	203,268	3,293	299,628
Spanish - - - - -	293	79,005	271	96,883	276	97,324	318	106,247	290	101,449
Portuguese - - - - -	143	26,527	98	17,575	86	13,761	104	21,631	129	25,130
Italian : Sardinian - - - - -	249	63,284	329	87,941	400	106,869	424	119,590	459	141,313
Tuscan - - - - -	6	1,619	14	4,032	11	3,543	20	5,600	9	2,316
Sicilian - - - - -	124	26,661	146	34,378	99	22,714	130	32,003	154	40,500
Papal States - - - - -	22	5,032	11	3,160	13	2,808	6	1,901	11	2,979
Austrian - - - - -	357	114,744	360	119,547	338	114,868	255	83,099	345	116,855
Greek - - - - -	67	17,445	36	10,316	23	5,994	43	11,811	45	12,503
Turkish - - - - -	8	2,424	9	2,410	3	976	4	1,102	4	1,070
Wallachian - - - - -	—	—	1	300	—	—	—	—	—	—
Egyptian - - - - -	—	—	—	—	—	—	—	—	1	378
Morocco - - - - -	—	—	1	155	—	—	—	—	—	—
United States - - - - -	1,937	1,650,832	1,318	1,177,456	680	691,909	429	457,273	343	362,610
Mexican - - - - -	—	—	1	197	1	393	1	211	4	1,305
Haitian - - - - -	—	—	—	—	—	—	—	—	1	278
Brazilian - - - - -	3	678	2	492	1	324	5	1,483	8	2,508
Uruguay - - - - -	3	1,013	4	1,035	4	1,163	4	837	3	863
Buenos Ayrean - - - - -	—	—	3	1,062	2	539	—	—	1	374
Chilian - - - - -	—	—	2	1,572	1	615	2	1,422	—	—
Peruvian - - - - -	1	450	—	—	1	847	2	1,052	—	—
Ecuador - - - - -	—	—	—	—	—	—	—	—	—	—
Other Countries - - - - -	21	4,523	23	5,572	36	8,547	15	3,634	20	4,744
Total Foreign -	16,525	4,297,442	17,774	4,149,154	18,133	3,835,319	17,140	3,488,931	18,611	3,801,780
TOTAL BRITISH AND FOREIGN -	37,582	10,605,179	40,139	10,740,808	41,911	11,137,358	42,109	11,302,110	44,487	12,158,694

No. 31.—Continued.

NUMBER and TONNAGE of VESSELS (Sailing and Steam), of EACH NATION, ENTERED and CLEARED, with CARGOES only, from and to FOREIGN COUNTRIES and BRITISH POSSESSIONS—Continued.

NATIONALITY OF VESSELS. (Continued.)	1861.		1862.		1863.		1864.		1865.	
	Vessels.	Tons.	Vessels.	Tons.	Vessels.	Tons.	Vessels.	Tons.	Vessels.	Tons.
CLEARED.										
BRITISH. United Kingdom, and its Dependencies -	26,470	6,841,808	27,070	7,400,454	27,667	7,961,008	28,266	8,596,234	28,527	9,056,729
FOREIGN.										
Russian - - - - -	413	122,957	415	126,291	417	132,237	601	223,929	437	153,994
Swedish - - - - -	1,041	167,927	983	163,587	1,039	167,865	1,160	186,223	926	156,176
Norwegian - - - - -	1,903	312,064	1,973	333,226	1,842	331,548	2,401	433,407	2,002	380,520
Danish - - - - -	3,285	322,762	3,156	309,021	3,283	322,207	2,927	288,327	2,406	251,307
Prussian - - - - -	1,655	375,055	1,692	394,988	1,745	406,708	1,115	285,941	1,642	407,427
Schleswig, Holstein, and Lauenburg -	—	—	—	—	—	—	—	—	485	45,798
Mecklenburg - - - - -	555	121,487	574	125,966	661	147,433	379	88,741	659	147,650
Hanoverian - - - - -	1,687	134,596	1,892	153,940	1,847	154,167	1,165	99,421	1,594	137,817
Oldenburg - - - - -	420	53,998	388	50,136	324	33,964	155	17,165	284	32,839
Hamburg - - - - -	563	175,165	605	198,750	650	227,751	430	158,387	505	183,702
Bremen - - - - -	278	118,698	291	141,725	275	152,240	138	71,173	222	133,963
Lubeck - - - - -	58	11,160	41	7,727	46	9,269	29	5,923	41	8,420
Dutch - - - - -	1,682	221,215	1,809	259,201	1,633	235,725	1,382	206,732	1,623	245,799
Belgian - - - - -	250	56,479	240	60,598	257	55,472	174	45,941	631	106,294
French - - - - -	5,135	495,755	5,214	501,116	4,568	443,637	4,815	485,846	4,128	430,525
Spanish - - - - -	264	83,552	284	103,888	311	109,051	338	113,626	299	104,675
Portuguese - - - - -	134	23,387	98	17,647	87	17,084	91	20,300	114	24,063
Italian: Sardinian - - - - -	298	78,163	353	100,229	384	115,007	521	162,618	578	194,607
Tuscan - - - - -	10	2,582	11	3,247	13	4,138	9	2,741	19	5,192
Sicilian - - - - -	206	47,451	166	38,126	246	56,509	279	66,698	219	57,166
Papal States - - - - -	19	5,690	33	9,753	12	2,753	29	7,766	11	3,129
Austrian - - - - -	435	141,340	380	123,019	397	134,647	351	120,023	364	123,914
Greek - - - - -	94	24,050	37	10,404	31	8,246	38	10,525	54	15,133
Turkish - - - - -	9	2,560	5	1,349	2	623	1	368	14	5,061
Egyptian - - - - -	1	108	1	968	1	188	1	749	1	322
United States - - - - -	1,580	1,369,237	1,179	1,056,621	629	650,481	430	455,120	396	405,410
Mexican - - - - -	—	—	1	199	—	—	5	4,137	3	1,091
New Granadian - - - - -	—	—	—	—	—	—	—	—	1	255
Brazilian - - - - -	9	2,073	9	2,110	5	1,286	10	2,917	12	3,317
Uruguay - - - - -	2	478	5	1,201	3	590	5	1,210	3	580
Buenos Ayrean - - - - -	2	648	1	374	4	1,335	—	—	2	732
Chilian - - - - -	2	1,588	1	643	3	1,618	6	2,865	1	388
Peruvian - - - - -	1	757	2	777	—	—	2	1,230	—	—
Other Countries - - - - -	20	5,014	56	12,568	12	3,018	25	6,591	14	3,136
Total Foreign -	22,011	4,477,996	21,895	4,309,395	20,727	3,926,797	19,012	3,576,540	19,690	3,770,422
TOTAL BRITISH AND FOREIGN -	48,481	11,319,804	48,965	11,709,849	48,394	11,887,805	47,278	12,172,774	48,217	12,827,151

No. 32.

TOTAL NUMBER and TONNAGE of VESSELS (Sailing and Steam) ENTERED and CLEARED at the PRINCIPAL and OTHER PORTS in ENGLAND and WALES, SCOTLAND, and IRELAND, from and to FOREIGN COUNTRIES and BRITISH POSSESSIONS.

PORTS.	1861.		1862.		1863.		1864.		1865.	
	Vessels.	Tons.	Vessels.	Tons.	Vessels.	Tons.	Vessels.	Tons.	Vessels.	Tons.
ENTERED.										
IN ENGLAND AND WALES.										
London	10,967	3,163,142	11,655	3,347,080	11,608	3,441,519	11,206	3,359,782	11,610	3,646,142
Liverpool	5,041	2,943,166	4,411	2,617,164	4,682	2,658,732	4,967	2,698,522	4,827	2,644,821
Hull	2,942	682,446	3,077	707,465	2,959	723,901	2,945	758,953	3,055	842,586
Bristol	875	266,300	958	267,883	954	242,879	867	232,027	897	233,785
Newcastle	4,855	776,643	4,604	754,574	4,492	762,164	4,442	842,234	4,546	914,819
Southampton	1,077	343,687	1,156	362,583	1,209	355,515	1,258	368,598	1,458	412,359
Other Ports	21,797	3,310,980	21,678	3,321,777	21,215	3,342,682	21,611	3,629,337	21,841	3,829,729
Total	47,554	11,486,364	47,539	11,378,526	47,119	11,527,392	47,296	11,889,453	48,234	12,524,241
IN SCOTLAND.										
Leith	1,478	249,914	1,612	266,338	1,691	291,721	1,884	329,133	1,824	375,131
Glasgow	676	213,822	671	229,818	626	188,303	561	186,272	559	175,537
Greenock	400	152,138	471	156,441	476	181,770	457	191,222	500	198,925
Other Ports	2,863	423,419	3,057	428,585	2,956	454,183	2,846	461,452	3,107	515,242
Total	5,417	1,039,293	5,811	1,081,182	5,749	1,115,977	5,748	1,168,079	5,990	1,264,835
IN IRELAND.*										
Dublin	578	155,511	541	161,315	478	135,566	437	117,203	522	141,234
Cork	492	138,892	416	122,250	375	115,634	258	73,718	278	91,862
Belfast	255	73,869	326	86,998	318	87,401	381	88,002	368	79,301
Other Ports	967	285,660	827	260,819	869	274,093	603	178,556	695	216,413
Total	2,292	653,932	2,110	631,382	2,040	612,694	1,679	457,479	1,863	528,810
TOTAL FOR THE UNITED KINGDOM	55,263	13,179,589	55,460	13,091,090	54,908	13,256,063	54,723	13,515,011	56,087	14,317,886
CLEARED.										
IN ENGLAND AND WALES.										
London	8,449	2,428,306	8,176	2,508,525	8,167	2,590,821	7,696	2,421,421	8,093	2,627,809
Liverpool	5,371	3,007,943	4,429	2,652,150	4,604	2,643,391	4,673	2,652,934	4,425	2,631,827
Hull	2,328	570,024	2,405	572,478	2,238	591,301	2,258	625,929	2,396	673,584
Bristol	365	122,930	288	86,006	263	84,910	250	71,185	227	60,821
Newcastle	8,168	1,494,588	8,253	1,518,223	8,046	1,506,268	7,808	1,628,517	8,012	1,779,838
Southampton	979	330,279	1,080	350,315	1,124	344,667	1,144	359,911	1,354	404,276
Other Ports	23,322	3,968,486	23,948	4,184,755	23,829	4,208,816	23,459	4,407,775	24,079	4,736,044
Total	48,982	11,922,556	48,579	11,872,452	48,271	11,970,174	47,288	12,167,672	48,586	12,914,199
IN SCOTLAND.										
Leith	509	139,676	521	148,465	588	178,845	650	208,629	740	246,647
Glasgow	943	303,488	975	335,129	928	317,128	908	351,936	902	360,963
Greenock	265	126,028	249	103,626	268	125,271	255	133,290	241	123,671
Other Ports	4,437	620,530	5,077	694,362	4,721	672,375	4,778	703,264	5,147	792,172
Total	6,154	1,189,722	6,822	1,281,582	6,505	1,293,619	6,591	1,397,119	7,030	1,523,453
IN IRELAND.*										
Dublin	293	97,657	293	105,356	196	69,684	131	43,307	128	41,124
Cork	182	51,676	103	29,581	93	28,691	61	15,519	65	21,496
Belfast	117	38,977	111	41,633	106	36,326	66	24,700	65	26,096
Other Ports	328	115,464	301	113,745	212	84,176	98	41,181	106	52,838
Total	920	303,774	808	290,315	607	218,877	356	124,707	364	141,554
TOTAL FOR THE UNITED KINGDOM	56,056	13,416,052	56,209	13,444,349	55,393	13,482,670	54,235	13,689,498	55,980	14,579,206

* Only the Shipping in the direct Trade between Irish and Foreign Ports is included.

No. 33.

TOTAL NUMBER and TONNAGE of BRITISH and FOREIGN VESSELS (distinguishing Sailing and Steam) ENTERED and CLEARED from and to FOREIGN COUNTRIES and BRITISH POSSESSIONS.

YEARS.	ENTERED.						CLEARED.					
	BRITISH.		FOREIGN.		TOTAL.		BRITISH.		FOREIGN.		TOTAL.	
	Vessels.	Tons.	Vessels.	Tons.	Vessels.	Tons.	Vessels.	Tons.	Vessels.	Tons.	Vessels.	Tons.
SAILING VESSELS.												
1861	22,678	5,345,179	23,889	5,032,667	46,567	10,377,846	22,539	5,414,609	25,639	5,328,999	48,178	10,743,608
1862	21,800	5,211,513	24,194	4,726,137	45,994	9,937,650	22,083	5,495,854	25,538	4,895,535	47,621	10,391,389
1863	22,044	5,474,895	23,176	4,305,889	45,220	9,780,784	22,307	5,761,147	24,257	4,404,269	46,564	10,165,416
1864	21,904	5,618,512	21,943	4,008,011	43,847	9,626,523	21,792	5,916,069	22,454	4,062,892	44,246	9,978,961
1865	21,599	5,581,482	22,307	4,111,065	43,906	9,692,547	21,465	5,912,056	23,184	4,289,647	44,649	10,201,703
STEAM VESSELS.												
1861	7,229	2,375,856	1,467	425,887	8,696	2,801,743	6,818	2,284,888	1,060	387,556	7,878	2,672,444
1862	7,754	2,645,126	1,712	508,314	9,466	3,153,440	7,447	2,594,367	1,141	458,593	8,588	3,052,960
1863	8,107	2,955,251	1,581	520,028	9,688	3,475,279	7,626	2,828,099	1,193	489,155	8,819	3,317,254
1864	9,329	3,409,588	1,547	478,900	10,876	3,888,488	8,753	3,257,506	1,236	453,031	9,989	3,710,537
1865	10,387	4,041,950	1,794	583,389	12,181	4,625,339	9,719	3,823,467	1,612	554,036	11,331	4,377,503
TOTAL.												
1861	29,907	7,721,035	25,356	5,458,554	55,263	13,179,589	29,357	7,699,497	26,699	5,716,555	56,056	13,416,052
1862	29,554	7,856,639	25,906	5,234,451	55,460	13,091,090	29,530	8,090,221	26,679	5,354,128	56,209	13,444,349
1863	30,151	8,430,146	24,757	4,825,917	54,908	13,256,063	29,933	8,589,246	25,450	4,893,424	55,383	13,482,670
1864	31,233	9,028,100	23,490	4,486,911	54,723	13,515,011	30,545	9,173,575	23,690	4,515,923	54,235	13,689,498
1865	31,986	9,623,432	24,101	4,694,454	56,087	14,317,886	31,184	9,735,523	24,796	4,843,683	55,980	14,579,206

No. 33.*

NUMBER and TONNAGE of BRITISH and FOREIGN VESSELS (Sailing and Steam) ENTERED COASTWISE with CARGOES only, at PORTS in the UNITED KINGDOM, distinguishing the VESSELS EMPLOYED between GREAT BRITAIN and IRELAND.

	BRITISH.		FOREIGN.		TOTAL.		
	Vessels.	Tons.	Vessels.	Tons.	Vessels.	Tons.	
Employed between Great Britain and Ireland	1861	35,046	5,838,264	98	16,797	35,144	5,855,061
	1862	34,772	5,833,709	64	13,609	34,836	5,847,318
	1863	34,367	6,062,369	70	11,589	34,437	6,073,958
	1864	34,171	5,963,862	39	5,105	34,210	5,968,967
	1865	34,102	6,479,036	46	7,844	34,148	6,486,880
Other Coasting Vessels	1861	116,522	11,423,515	427	76,659	116,949	11,500,174
	1862	118,618	11,563,978	345	59,064	118,963	11,623,042
	1863	115,268	11,403,266	385	70,308	115,653	11,473,574
	1864	113,941	11,386,717	347	61,002	114,288	11,447,719
	1865	112,556	11,671,613	383	69,861	112,939	11,741,474
TOTAL	1861	151,568	17,261,779	525	93,456	152,093	17,355,235
	1862	153,390	17,397,687	409	72,673	153,799	17,470,360
	1863	149,635	17,465,635	455	81,897	150,090	17,547,532
	1864	148,112	17,350,579	386	66,107	148,498	17,416,686
	1865	146,658	18,150,649	429	77,705	147,087	18,228,354

Note.—The ENTRIES only on Coasting Vessels are given, as but ONE CARGO is represented in the Entries and Clearances Coastwise between Port and Port.

No. 34.

QUANTITIES of the PRINCIPAL ARTICLES IMPORTED (subject to Duty) which remained in WAREHOUSE in the UNITED KINGDOM upon the 31st December in each Year from 1861 to 1865.

PRINCIPAL ARTICLES.	IN WAREHOUSE UPON 31ST DECEMBER				
	1861.	1862.	1863.	1864.	1865.
Cocoa - - - - - Lbs.	2,803,173	6,408,142	4,970,155	4,478,776	3,271,317
Coffee - - - - - "	22,576,304	24,070,407	35,407,224	32,342,796	38,105,234
Fruit:					
Currants - - - - - Cwts.	446,196	514,573	565,753	473,124	480,048
Raisins - - - - - "	103,524	44,222	126,065	85,338	102,568
Spices: Pepper - - - - - Lbs.	8,521,761	9,934,321	11,599,590	12,130,527	11,864,213
Spirits:					
Rum - - - - - Proof Gallons	7,543,148	8,200,209	8,673,174	7,205,828	7,220,634
Brandy - - - - - "	3,030,068	2,887,678	3,079,451	4,753,982	4,509,355
Geneva - - - - - "	211,237	157,866	164,899	173,492	150,678
Sugar: Refined and Sugar Candy - - - - - Cwts.	50,953	77,035	89,697	179,638	211,050
" Raw, equal to White Clayed - - - - - "	20,722	32,718	23,932	91,988	28,541
" " Not equal to White Clayed - - - - - "	727,552	779,058	818,157	1,577,437	1,258,527
" " Not equal to Brown Clayed - - - - - "	1,521,062	1,585,932	2,106,873	2,447,515	2,294,182
Total of Sugar, Raw - - - - - "	2,269,336	2,397,708	2,948,962	4,116,940	3,581,250
Sugar: Molasses - - - - - Cwts.	248,778	206,544	118,344	111,906	215,203
Tea - - - - - Lbs.	68,285,145	75,441,167	99,198,012	105,762,487	95,023,005
Tobacco:					
Unmanufactured - - - - - "	70,033,353	61,656,170	65,405,929	73,851,863	82,321,630
Manufactured Cigars and Snuff - - - - - "	1,247,023	1,656,010	2,243,628	3,925,960	3,452,061
Wine:					
Imported from British Possessions in South Africa - - - - - Gallons	406,147	159,747	115,295	55,277	97,432
" Other British Possessions - - - - - "	7,964	9,853	7,050	28,502	31,046
" Holland - - - - - "	213,857	168,576	161,906	154,792	177,566
" France - - - - - "	1,240,938	1,224,412	1,155,201	1,230,164	1,199,766
" Portugal - - - - - "	3,330,763	3,467,347	3,919,567	4,009,412	4,442,491
" Madeira - - - - - "	70,091	64,130	43,749	32,697	32,664
" Spain - - - - - "	4,655,970	4,857,623	5,641,140	7,295,885	6,728,373
" The Canaries - - - - - "	12,242	7,681	7,108	7,259	9,294
" Italy: Naples and Sicily - - - - - "	221,894	173,581	218,241	272,168	250,128
" Other Countries - - - - - "	558,823	521,455	541,767	495,290	504,101
Mixed in Bond - - - - - "	602,299	596,292	697,465	725,516	729,719
Total of Wine - - - - - "	11,320,988	11,250,697	12,508,489	14,306,962	14,202,580

No. 35.

QUANTITIES of the PRINCIPAL ARTICLES of IMPORTED MERCHANDISE, delivered FREE of DUTY from the BONDED WAREHOUSES, for the Use of HER MAJESTY'S NAVY or ARMY, and for STORES of MERCHANT VESSELS respectively, in each Year from 1861 to 1865.

PRINCIPAL ARTICLES.	1861.	1862.	1863.	1864.	1865.
Cocoa - - - - - Lbs.	1,785,558	977,482	823,936	1,292,693	973,303
Coffee - - - - - "	1,595,717	1,704,089	1,696,188	1,698,510	1,593,019
Currants - - - - - Cwts.	2,382	2,490	4,437	3,495	3,141
Pepper - - - - - Lbs.	52,520	51,040	63,251	43,856	51,261
Raisins - - - - - Cwts.	6,461	9,482	8,411	8,053	7,980
Spirits:					
Rum - - - - - Proof Gallons	376,573	431,287	423,112	453,361	432,353
Brandy - - - - - "	58,328	59,913	64,950	63,161	64,038
Geneva - - - - - "	20,476	22,078	22,623	22,346	20,813
Sugar:					
Raw - - - - - Cwts.	78,104	58,777	73,928	68,752	63,962
Refined and Candy, Foreign - - - - - "	4,510	4,948	5,800	5,603	5,502
" " British, delivered on Drawback } - - - - - "	5,033	7,753	8,414	8,363	7,283
Molasses - - - - - "	4,659	5,821	6,664	6,290	6,182
Tea - - - - - Lbs.	1,239,161	971,959	1,149,629	1,122,312	955,958
Tobacco:					
Unmanufactured - - - - - "	585,743	151,730	575,910	495,192	391,465
Manufactured:					
Foreign - - - - - "	648,189	628,140	684,221	822,636	828,308
British, delivered on Drawback, under Act 26 Vict. cap. 7. (27 March 1863) - - - - - }	-	-	82,100	87,923	64,909
Wine - - - - - Gallons	154,496	156,647	169,222	161,768	151,102

GENERAL IMPORTS.

PRINCIPAL ARTICLES.

IN THE YEAR 1865.

1. IMPORTS OF ARTICLES FREE OF DUTY.

2. IMPORTS AND CONSUMPTION OF ARTICLES SUBJECT TO DUTY.

1. ARTICLES FREE OF DUTY.

PRINCIPAL ARTICLES AND COUNTRIES WHENCE IMPORTED. *	QUANTITIES IMPORTED.			COMPUTED REAL VALUE.		PRINCIPAL ARTICLES AND COUNTRIES WHENCE IMPORTED* (Contd.).	QUANTITIES IMPORTED.			COMPUTED REAL VALUE.	
	In British Vessels.	In Foreign Vessels.	Total.	TOTAL IMPORTED.	AVERAGE PRICE FIXED FOR THE VALUE.		In British Vessels.	In Foreign Vessels.	Total.	TOTAL IMPORTED.	AVERAGE PRICE FIXED FOR THE VALUE.
ALKALI:						ANIMALS:					
Barilla :	Cwts.	Cwts.	Cwts.	£	Per Cwt. £ s. d.	Oxen and Bulls :	Number.	Number.	Number.	£	Each. £ s. d.
From Canary Islands	14,056	-	14,056	3,866	0 5 6	From Sweden -	2,354	1,052	3,406	61,913	18 3 7
" Italy: Sicily -	803	-	803	522	0 13 0	" Denmark -	5,379	1,343	6,722	125,286	18 12 9
" Other Parts -	903	-	903	588	0 13 0	" Schleswig and Holstein -	38,983	-	38,983	708,532	18 3 6
	15,762	-	15,762	4,976		" Hamburg -	19,775	4,162	23,937	455,007	19 0 2
						" Bremen -	236	7,285	7,521	137,509	18 5 8
						" Holland -	62,025	6,719	68,744	1,308,305	19 0 8
						" Belgium -	11,114	50	11,164	215,426	19 6 0
						" France -	14,441	205	14,646	274,967	18 15 6
						" Portugal -	4,279	-	4,279	76,302	17 16 8
						" Spain -	7,860	349	8,209	145,724	17 15 0
						" Other Parts -	620	95	715	13,903	19 9 0
							167,066	21,260	188,326	3,522,874	
Pearl and Pot Ashes :	Cwts.	Cwts.	Cwts.	£	Per Cwt. £ s. d.	Cows :	Number.	Number.	Number.	£	Each. £ s. d.
From France -	5,303	-	5,303	7,979	1 10 1	From Denmark -	1,940	21	1,961	31,220	15 18 6
" United States: N. Atlantic Ports -	24,107	-	24,107	35,950	1 9 10	" Schleswig and Holstein -	658	-	658	10,368	15 15 2
" British North America -	113,555	360	113,915	181,536	1 11 10	" Hamburg -	7,112	891	8,003	131,962	16 9 9
" Other Parts -	77	377	454	913	2 0 3	" Bremen -	269	5,725	5,994	95,659	15 19 2
	143,042	737	143,779	226,378		" Holland -	18,803	1,151	19,954	325,887	16 6 8
						" France -	1,705	8	1,713	27,661	16 3 0
						" Other Parts -	904	15	919	14,462	15 14 9
							31,391	7,811	39,202	637,219	
Volatile (Liquid Am- monia) :	Lbs.	Lbs.	Lbs.	£	Per Lb. £ s. d.	Calves :	Number.	Number.	Number.	£	Each. £ s. d.
From Belgium -	224	-	224	4	0 0 4	From Hamburg -	955	17	972	4,139	4 6 7
" France -	11,110	-	11,110	220		" Bremen -	181	1,026	1,207	5,104	
	11,334	-	11,334	224		" Holland -	44,867	3,370	48,237	208,231	
						" Belgium -	2,963	865	3,828	17,591	
						" France -	1,244	49	1,293	5,468	
						" Other Parts -	184	22	206	856	
							50,394	5,349	55,743	241,389	
Of Other Sorts, Ue- numerated :	Cwts.	Cwts.	Cwts.	Declared Value. £		Horses :	Number.	Number.	Number.	Declared Value. £	
From Hamburg -	10,873	-	10,873	3,610	-	From Iceland -	124	184	308	1,639	
" Belgium -	2,615	-	2,615	457	-	" Hamburg -	181	1	182	8,215	
" Argentine Con- federation -	5,400	-	5,400	2,160	-	" Holland -	336	-	336	11,777	
" Other Parts -	337	127	464	624	-	" Belgium -	167	2	169	4,490	
	19,225	127	19,352	6,851		" France -	239	-	239	10,558	
						" Other Parts -	75	23	98	2,979	
							1,122	210	1,332	39,658	
						Sheep and Lambs :	Number.	Number.	Number.	£	Each. £ s. d.
ALCOHOL :	Lbs.	Lbs.	Lbs.	£	Per Cwt. £ s. d.	From Sweden -	4,466	1,225	5,691	5,919	1 0 10 15 0
From Holland -	13,538	-	13,538	754	6 4 8	" Denmark -	25,465	1,789	27,254	28,881	1 1 10 0 16 3
" East Coast of Africa -	20,865	-	20,865	801	4 6 0	" Schleswig and Holstein -	56,789	-	56,789	66,635	1 4 40 15 5
" United States: N. Atlantic Ports -	1,110	21,078	22,188	1,278	6 9 1	" Hamburg -	264,975	19,097	284,072	385,502	1 7 20 16 4
" British Posses- sions in South Africa -	730,796	981	731,777	12,866	1 19 5	" Bremen -	1,208	13,775	14,983	18,617	1 6 10 15 2
" British India: Bombay and Sinde -	107,952	-	107,952	5,725	5 18 9	" Holland -	297,927	25,345	323,272	794,595	2 10 0 17 0
" Barbadoes -	75,965	-	75,965	6,654	9 16 3	" Belgium -	167,304	230	167,534	406,773	2 8 7 0 17 0
" Other Parts -	3,171	-	3,171	161	5 13 9	" France -	31,124	1,011	32,135	78,104	2 8 9 0 15 11
	953,397	22,059	975,456	28,239		" Other Parts -	2,204	236	2,440	2,840	1 3 3 -
							851,462	62,708	914,170	1,787,866	

* "Turkey Proper," throughout this Account, denotes European Turkey, Natolia, and El Hedjaz.

PRINCIPAL ARTICLES AND COUNTRIES WHENCE IMPORTED (Cont ^d).	QUANTITIES IMPORTED.			COMPUTED REAL VALUE.		PRINCIPAL ARTICLES AND COUNTRIES WHENCE IMPORTED (Cont ^d).	QUANTITIES IMPORTED.			COMPUTED REAL VALUE.	
	In British Vessels.	In Foreign Vessels.	Total.	TOTAL IMPORTED.	AVERAGE PRICE FIXED FOR THE VALUE.		In British Vessels.	In Foreign Vessels.	Total.	TOTAL IMPORTED.	AVERAGE PRICE FIXED FOR THE VALUE.
ANIMALS (Cont^d):						BACON and HAMS:					
Swine and Hogs:	Number.	Number.	Number.	£	Each. £ s. d.	Bacon:	Cwts.	Cwts.	Cwts.	£	Per Cwt. £ s. d.
From Sweden -	1,005	958	1,963	5,613	} 2 14 0	From Denmark -	26,903	862	27,765	91,555	3 5 11
" Denmark -	1,784	311	2,095	5,663		" Hamburg -	208,336	31,825	240,161	811,363	3 7 7
" Hamburg -	39,461	1,119	40,580	110,676		" Bremen -	436	2,091	2,527	8,344	3 6 0
" Holland -	46,310	585	46,895	125,103		" Holland -	4,923	1,767	6,690	21,181	3 3 4
" Belgium -	1,861	484	2,345	6,150		" France -	12,882	20	12,902	42,777	3 6 4
" France -	34,024	4,175	38,199	103,369		" United States:					
" Other Parts -	170	696	866	2,491		N. Atlantic Ports -	293,129	25,768	318,897	874,009	2 14 10
	124,615	8,328	132,943	359,065	S. Atlantic Ports -	2	-	2	6	3 1 0	
See also Account of "Other Articles."					" British North America -	9,194	-	9,194	26,389	2 17 5	
					" Other Parts -	3,126	590	3,716	10,963	2 19 0	
ANNATTO, Roll:	Cwts.	Cwts.	Cwts.	£	Per Cwt. £ s. d.		558,931	62,923	621,854	1,886,587	
From France - -	45	-	45	189	4 4 0	Hams:					
" Portugal - -	166	23	189	644	3 8 2	From Denmark -	4,943	408	5,351	17,465	3 5 3
" Brazil - -	204	23	227	1,113	4 18 0	" Hamburg - -	4,125	185	4,310	13,427	3 2 4
" Other Parts -	14	2	16	64	4 0 0	" Bremen - -	471	4,592	5,063	15,921	3 2 11
	429	48	477	2,010		" Holland - -	3,449	1,506	4,955	14,854	2 19 11
					Per Cwt. £ s. d.	" United States:					
" Flag:	Cwts.	Cwts.	Cwts.	£	£ s. d.	N. Atlantic Ports -	65,912	3,288	69,200	177,745	2 11 4
From France - -	2,745	171	2,916	22,057	7 11 3	" British North America -	1,089	11	1,100	3,016	2 14 11
" Portugal - -	30	15	45	375	8 6 8	" Other Parts -	1,306	207	1,513	4,690	3 2 0
" Brazil - -	145	7	152	1,280	8 8 5		81,295	10,197	91,492	247,118	
" Other Parts -	9	48	57	324	5 13 8						
	2,929	241	3,170	24,036		BALSAM CAPIVI:					
					Per Cwt. £ s. d.	From Portugal -	Lbs. 3,557	Lbs. 10,515	Lbs. 14,072	£ 1,153	Per Lb. £ s. d.
ARGOL:	Cwts.	Cwts.	Cwts.	£	£ s. d.	" United States:					
From France -	8,262	3,636	11,898	36,631	3 1 7	N. Atlantic Ports -	14,980	-	14,980	1,191	0 1 8
" Portugal -	690	-	690	1,399	2 0 7	" Brazil -	171,118	19,561	190,679	15,789	
" Italy: Tuscany & Sicily	1,360	39	1,399	5,072	3 12 6	" Other Parts -	6,397	4,380	10,777	942	
" British Possessions in South Africa -	5275	-	5,275	15,433	2 18 6		196,052	34,456	230,508	19,075	
" Other Parts -	531	-	531	2,259	4 5 1						
	140	71	211	699	3 6 3	BALSAM, PERU:					
	16,258	3,746	20,004	61,493		From New Granada	Lbs. 15,429	Lbs. -	Lbs. 15,429	£ 3,664	Per Lb. £ s. d.
						" Other Parts -	2,197	-	2,197	521	0 4 9
ARMS:							17,626	-	17,626	4,185	
Swords, Cannons, &c. &c.:	Value. £	Value. £	Value. £	Declared Value. £		BARILLA. See ALKALI.					
From Denmark -	429	17	446	446	-	BARK:					
" Hamburg -	12,686	231	12,917	12,917	-	Quercitron:					
" Holland -	15,270	3,817	19,087	19,087	-	From United States:					
" Belgium -	157,735	34,706	192,441	192,441	-	N. Atlantic Ports -	18,508	720	19,228	6,419	0 6 8
" France -	5,112	560	5,672	5,672	-	S. Atlantic Ports -	4,401	-	4,401	1,491	0 6 9
" United States:						" Other Parts -	1,325	-	1,325	448	0 6 9
N. Atlantic Ports -	6,354	59	6,413	6,413	-		24,234	720	24,954	8,358	
" Other Parts -	5,195	1,528	6,723	6,723	-						
	202,781	40,918	243,699	243,699		" For Tanners' or Dyers' Use, Unenumerated:					
					Per Ton. £ s. d.	From Holland -	40,536	11,735	52,271	18,153	0 6 11
ARROWROOT. See Account of Articles Subject to Duty, p. 90.						" Belgium -	136,556	63,552	202,108	71,077	0 7 0
						" Italy: Sardinian States -	9,822	15,059	24,881	10,263	0 8 3
ASPHALTUM, or BITUMEN JUDAICUM:	Tons.	Tons.	Tons.	£	£ s. d.	Sicily -	-	5,689	5,689	2,347	0 8 3
From France -	670	665	1,335	13,350	10 0 0	" Australia -	86,648	10,269	96,917	49,640	0 10 3
" Trinidad -	3,572	-	3,572	53,288	14 18 4	" Other Parts -	13,407	10,583	23,990	7,295	0 6 1
" Other Parts -	10	-	10	100	10 0 0		286,969	118,887	405,856	158,775	
	4,252	665	4,917	66,738		See also Account of "Other Articles."					

PRINCIPAL ARTICLES AND COUNTRIES WHENCE IMPORTED (Cont ^d).	QUANTITIES IMPORTED.			COMPUTED REAL VALUE.		PRINCIPAL ARTICLES AND COUNTRIES WHENCE IMPORTED (Cont ^d).	QUANTITIES IMPORTED.			COMPUTED REAL VALUE.	
	In British Vessels.	In Foreign Vessels.	Total.	TOTAL IMPORTED.	AVERAGE PRICE FIXED FOR THE VALUE.		In British Vessels.	In Foreign Vessels.	Total.	TOTAL IMPORTED.	AVERAGE PRICE FIXED FOR THE VALUE.
BARK (Cont^d):						BERRIES, YELLOW:					
Peruvian:					Per Cwt.	From Turkey Proper	Cwts.	Cwts.	Cwts.	£	£ s. d.
From St. Thomas -	Cwts. 1,008	-	Cwts. 1,008	£ 6,845	6 15 10	" Other Parts -	4,740	-	4,740	25,484	5 7 6
" New Granada -	2,381	71	2,452	16,625	6 15 7		420	24	444	2,535	5 14 2
" Peru -	8,516	-	8,516	56,967	6 13 9		5,160	24	5,184	28,019	
" Other Parts -	1,721	1,813	3,534	24,099	6 16 5						
	13,626	1,884	15,510	104,536		BLACK LEAD. See PLUMBAGO.					
BASKET RODS:						BONES (except Whalefins):					
Peeled:					Per Ton.	Applicable to Manufacturing Purposes:	Tons.	Tons.	Tons.	£	£ s. d.
From Hamburg -	Tons. 409	Tons. 68	Tons. 477	£ 5,723	12 0 0	From France -	192	328	520	4,093	
" Holland -	795	231	1,026	12,317		" United States:					
" Belgium -	384	120	504	6,053		N. Atlantic					
" France -	652	6	658	7,890		Ports -	153	152	305	2,341	
" Other Parts -	5	-	5	61		Brazil -	1,654	1,623	3,277	24,872	
	2,245	425	2,670	32,044		Uruguay -	445	1,827	2,272	17,414	7 13 3
						ArgentineConfederation -	635	641	1,276	9,846	
Unpeeled:					Per Ton.	Australia -	399	-	399	3,092	
From Hamburg -	Tons. 401	Tons. 73	Tons. 474	£ 3,792	8 0 0	Other Parts -	400	217	617	4,741	
" Holland -	578	187	765	6,121			3,878	4,788	8,666	66,399	
" Belgium -	147	9	156	1,245							
" France -	41	11	52	411		" For Manure:					
" Other Parts -	1	3	4	33		From Russia -	Tons. 5,317	Tons. 5,177	Tons. 10,494	£ 56,995	Per Ton. £ s. d.
	1,168	283	1,451	11,602		" Norway -	-	1,506	1,506	8,160	
BASKETS:	Value.	Value.	Value.	Declared Value.		" Denmark -	7	2,224	2,231	12,409	
From Hamburg -	£ 4,280	£ 318	£ 4,598	£ 4,598	-	" Schleswig and					
" Holland -	1,997	159	2,156	2,156	-	Holstein -	166	609	775	4,388	
" France -	32,185	12	32,197	32,197	-	" Prussia -	670	1,974	2,644	14,544	
" Portugal -	1,055	663	1,718	1,718	-	" Hamburg -	1,539	871	2,410	13,421	
" Other Parts -	521	416	937	937	-	" Holland -	1,342	2,052	3,394	19,264	
	40,038	1,568	41,606	41,606		" Italy: Sardinian					
						States-	1,534	1,138	2,672	14,996	
BEADS of GLASS (including BUGLES):	Lbs.	Lbs.	Lbs.	£	Per Lb.	Tuscany-	125	858	983	5,563	5 10 6
From Hamburg -	153,418	19,585	173,003	14,417	0 1 8	Naples &					
" Bremen -	8,074	91,622	99,696	8,308	0 1 8	Sicily -	207	880	1,087	6,113	
" Holland -	20,486	3,242	23,728	1,977	0 1 8	" Austrian Ter-					
" Austrian Ter-						ritories -	54	713	767	4,261	
" Other Parts -	3,054,763	-	3,054,763	152,739	0 1 0	" Turkey Proper	1,488	809	2,297	13,021	
	13,903	128	14,031	869	0 1 3	" Chili -	447	362	809	4,370	
	3,250,644	114,577	3,365,221	178,310		" Brazil -	1,336	1,890	3,226	17,626	
						" Uruguay -	8,352	2,962	11,314	62,495	
						" ArgentineConfederation -	6,500	6,575	13,075	71,713	
BEEF:						" Other Parts -	3,093	2,865	5,958	33,285	
Salted:					Per Cwt.		32,177	33,465	65,642	362,624	
From Hamburg -	Cwts. 1,933	Cwts. 567	Cwts. 2,500	£ 5,384	2 3 1	BOOKS:					
" Bremen -	342	3,889	4,231	9,474	2 4 9	From Hamburg -	Cwts. 1,544	Cwts. 570	Cwts. 2,114	£ 30,321	-
" United States:						" Holland -	704	126	830	11,774	-
N. Atlantic						" Belgium -	325	152	477	7,810	-
Ports	155,944	41,055	196,999	325,383	1 13 0	" France -	2,954	24	2,978	45,263	-
S. Atlantic						" United States:					
Ports	-	3	3	5	1 10 10	N. Atlantic					
" Uruguay -	11,170	3,548	14,718	25,526	1 14 8	Ports -	770	82	852	7,468	-
" ArgentineConfederation -	1,841	-	1,841	2,989	1 12 6	S. Atlantic					
" Bahamas -	4,183	16	4,199	6,429	1 10 7	Ports -	21	5	26	68	-
" Other Parts -	3,186	619	3,805	8,149	2 2 10	" Other Parts -	1,057	492	1,549	16,782	-
	178,599	49,697	228,296	383,339			7,375	1,451	8,826	119,486	
Fresh or slightly Salted:					Per Cwt.	BORACIC ACID:					
From Sweden -	Cwts. 1,118	Cwts. 1,156	Cwts. 2,274	£ 6,368	2 16 0	From Italy: Tuscany	Cwts. 10,123	Cwts. 10,484	Cwts. 20,607	£ 51,518	Per Cwt. £ s. d.
" Hamburg -	6,869	1,591	8,460	23,689	2 16 0	" Other Parts -	20	-	20	50	2 10 0
" Uruguay -	293	4,087	4,380	5,475	1 5 0		10,143	10,484	20,627	51,568	
" Other Parts -	811	210	1,021	2,590	2 10 9						
	9,091	7,044	16,135	38,122							

PRINCIPAL ARTICLES AND COUNTRIES WHENCE IMPORTED (Cont ^d).	QUANTITIES IMPORTED.			COMPUTED REAL VALUE.		PRINCIPAL ARTICLES AND COUNTRIES WHENCE IMPORTED (Cont ^d).	QUANTITIES IMPORTED.			COMPUTED REAL VALUE.	
	In British Vessels.	In Foreign Vessels.	Total.	TOTAL IMPORTED.	AVERAGE PRICE FIXED FOR THE VALUE.		In British Vessels.	In Foreign Vessels.	Total.	TOTAL IMPORTED.	AVERAGE PRICE FIXED FOR THE VALUE.
BOBAX:	Cwts.	Cwts.	Cwts.	£	Per Cwt. £ s. d.	BUTTONS:	Value. £	Value. £	Value. £	Declared Value. £	
From British India:						Of Metal:					
Bombay and						From Holland -	6,200	984	7,184	7,184	-
Sinde -	14	-	14	27	1 18 0	" Belgium -	3,834	804	4,638	4,638	-
Madras -	86	-	86	161	1 17 6	" France -	2,227	5	2,232	2,232	-
Bengal and						" Other Parts -	1,021	414	1,435	1,435	-
Pegu -	5,113	-	5,113	10,234	2 0 0						
" Other Parts -	964	32	996	2,089	2 1 11						
	6,177	32	6,209	12,511			13,282	2,207	15,489	15,489	
BRAN and POLLARD:	Cwts.	Cwts.	Cwts.	£	Per Cwt. £ s. d.	" Of Other Sorts:	Value. £	Value. £	Value. £	Declared Value. £	
From Denmark -	9,219	750	9,969	2,493		From Hamburg -	10,675	3,340	14,015	14,015	-
" Prussia -	29,644	6,050	35,694	8,923		" Holland -	3,162	725	3,887	3,887	-
" Hamburg -	77,757	27,323	105,080	26,270	0 5 0	" Belgium -	2,557	213	2,770	2,770	-
" Holland -	121,326	164	121,490	30,373		" France -	25,589	-	25,589	25,589	-
" Belgium -	10,878	-	10,878	2,720		" Other Parts -	231	1,308	1,539	1,539	-
" Other Parts -	11,223	4,785	16,008	4,004							
	260,047	39,072	299,119	74,783			42,214	5,586	47,800	47,800	
BRASS MANUFACTURES, Un-	Cwts.	Cwts.	Cwts.	Declared Value. £		CABLES. See CORDAGE and					
enumerated:						CABLES.					
From France -	1,248	20	1,268	16,291	-						
" United States:						CAMPHOR, Unrefined:	Cwts.	Cwts.	Cwts.	£	Per Cwt. £ s. d.
N. Atlantic						From China -	3,677	2,020	5,697	27,414	4 16 3
Ports -	481	266	747	10,058	-	" Japan -	3,636	-	3,636	17,403	4 15 9
" Other Parts -	553	276	829	8,922	-	" Singapore and					
	2,282	562	2,844	35,271		" Eastn. Straits					
BRIMSTONE:	Cwts.	Cwts.	Cwts.	£	Per Cwt. £ s. d.	" Settlements -	335	-	335	1,680	5 0 3
From Italy: Sicily -	792,701	154,515	947,216	346,925	0 7 3½	" Other Parts -	356	406	762	3,732	4 17 11
" Other Parts -	33,875	15	33,890	12,091							
	826,576	154,530	981,106	359,016			8,004	2,426	10,430	50,229	
BRISTLES:	Lbs.	Lbs.	Lbs.	£	Per Lb. £ s. d.	" Refined:	Cwts.	Cwts.	Cwts.	£	Per Cwt. £ s. d.
From Russia -	2,018,378	14,400	2,032,778	258,364		From France -	144	-	144	1,102	7 13 1
" Prussia -	60,606	1,190	61,796	7,906		" Singapore and					
" Hamburg -	307,764	46,760	354,524	46,855	0 2 7	" Eastn. Straits					
" Belgium -	18,327	10,457	28,784	3,689		" Settlements -	168	-	168	1,218	7 5 0
" France -	51,992	1,120	53,112	6,926		" Other Parts -	11	2	13	92	7 2 0
" Other Parts -	31,320	3,840	35,160	4,577							
	2,488,387	77,767	2,566,154	328,317			323	2	325	2,412	
BRONZE, Manufactures of,	Cwts.	Cwts.	Cwts.	Declared Value. £		CANDLES, Stearine:	Cwts.	Cwts.	Cwts.	£	Per Cwt. £ s. d.
or of Metal Bronzed or						From Russia -	10,499	-	10,499	36,141	3 8 10
Lacquered:						" Holland -	12,798	997	13,795	49,725	3 12 1
From France -	3,595	29	3,624	55,168	-	" Belgium -	6,313	10,775	17,088	61,510	3 12 0
" Other Parts -	515	28	543	6,139	-	" Other Parts -	128	113	241	871	3 12 3
	4,110	57	4,167	61,307			29,738	11,885	41,623	148,247	
BULLS. See ANIMALS.											
BUTTER:	Cwts.	Cwts.	Cwts.	£	Per Cwt. £ s. d.	<i>See also Account of "Other</i>					
From Sweden -	923	630	1,553	8,781	5 13 1	<i>Articles."</i>					
" Denmark -	58,227	7,328	65,555	362,440	5 10 7	CANES, Rattans, not Ground:	Number.	Number.	Number.	£	Per 100. £ s. d.
" Schleswig and						From Bremen -	1,500,000	3,000	1,503,000	4,257	
Holstein -	100	358	458	2,660	5 16 2	" Holland -	636,082	9,580	645,662	1,605	
" Hamburg -	117,384	2,778	120,162	708,698	5 17 1	" British India:					
" Bremen -	175	3,615	3,790	23,885	6 6 1	Bombay and					
" Holland -	331,835	13,191	345,026	1,886,486	5 9 4	Sinde -	18,304	126,925	145,229	391	
" Belgium -	68,495	2,124	70,619	433,179	6 2 8	" Bengal and					
" France -	304,056	49,059	353,115	1,867,085	5 6 0	" Pegu -	4,316,865	293,759	4,610,624	12,129	0 5 1½
" United States:						" Singapore and					
N. Atlantic						" Eastn. Straits					
Ports -	80,843	2,373	83,216	437,703	5 5 2	" Settlements -	10,974,948	4,046,801	15,021,749	37,728	
" Channel Islands	7,962	-	7,962	43,075	5 8 2	" Other Parts -	738,378	321,168	1,059,546	2,595	
" British North											
" America -	31,617	1	31,618	168,289	5 6 6		18,179,577	4,801,233	22,980,810	58,705	
" Other Parts -	519	124	643	3,603	5 12 1						
	1,002,136	81,581	1,083,717	5,945,884							

PRINCIPAL ARTICLES AND COUNTRIES ; WHENCE IMPORTED (Contd).	QUANTITIES IMPORTED.			COMPUTED REAL VALUE.		PRINCIPAL ARTICLES AND COUNTRIES WHENCE IMPORTED (Contd).	QUANTITIES IMPORTED.			COMPUTED REAL VALUE.	
	In British Vessels.	In Foreign Vessels.	Total.	TOTAL IMPORTED.	AVERAGE PRICE FIXED FOR THE VALUE.		In British Vessels.	In Foreign Vessels.	Total.	TOTAL IMPORTED.	AVERAGE PRICE FIXED FOR THE VALUE.
CANES (Contd) :						CHINA OR PORCELAIN WARE :					
Canes or Sticks, Un- enumerated :				Declared Value.		From Hamburg -	Cwts. 1,718	Cwts. 499	Cwts. 2,217	£ 18,227	-
From Spain -	Number. 25,000	Number. 68,275	Number. 93,275	554	-	" Bremen -	511	4,271	4,782	19,342	-
" China -	2,831,955	200,060	3,032,015	8,094	-	" Holland -	1,448	67	1,515	16,541	-
" Singapore and Eastn. Straits Settlements -	1,615,201	338,300	1,953,501	15,057	-	" Belgium -	532	252	784	2,969	-
" British West India Islands	48,456	16,947	65,403	658	-	" France -	7,386	139	7,525	87,689	-
" Other Parts -	153,280	22,492	175,772	2,132	-	" China -	1,466	26	1,492	16,222	-
						" Japan -	161	1	162	1,283	-
	4,673,892	646,074	5,319,966	26,495		" Other Parts -	220	8	228	3,825	-
							13,442	5,263	18,705	166,098	
CAOUTCHOUC :				£	Per Cwt. £ s. d.	CLOCKS :				Declared Value.	
From Holland -	Cwts. 2,442	Cwts. 628	Cwts. 3,070	22,292	7 5 3	From Holland -	Number. 18,006	Number. 7,186	Number. 25,192	8,749	-
" France -	1,391	46	1,437	10,169	7 1 6	" France -	64,731	34	64,765	159,472	-
" Portugal -	1,535	350	1,885	12,485	6 12 6	" United States : N. Atlantic Ports -	48,696	91,105	139,801	45,331	-
" West Coast of Africa -	1,983	-	1,983	7,366	3 14 3	" Other Parts -	1,449	149	1,598	3,125	-
" Centl. America	1,355	17	1,372	9,606	7 0 0		132,882	98,474	231,356	216,677	
" New Granada	10,368	252	10,620	72,566	6 16 8	COCHINEAL :					
" Brazil -	34,122	8,893	43,015	345,822	8 0 9	From Canary Islands	Cwts. 11,689	Cwts. -	Cwts. 11,689	221,068	18 18 3
" British India : Bengal and Pegu -	1,838	-	1,838	10,696	5 16 5	" Mexico -	1,369	-	1,369	23,347	17 1 1
" Singapore and Eastn. Straits Settlements -	3,930	189	4,119	27,315	6 12 8	" Centl. America	7,081	1,185	8,266	143,794	17 8 0
" Other Parts -	1,590	463	2,053	12,221	5 19 1	" New Granada	1,270	-	1,270	22,128	17 8 6
	60,554	10,838	71,392	530,538		" Belize (Honduras) -	131	-	131	2,532	19 6 7
						" Other Parts -	1,508	27	1,535	28,754	18 14 8
							23,048	1,212	24,260	441,623	
CAOUTCHOUC MANUFACTURES :				£	Per Lb. £ s. d.	Cocoa. See Account of Articles Subject to Duty, p. 90.					
Overshoes and Boots :						Cocoa-Nuts. See FRUIT, Nuts.					
From Hanover -	Lbs. 21,082	Lbs. -	Lbs. 21,082	1,055	0 1 0	COFFEE. See Account of Articles Subject to Duty, p. 90.					
" Hamburg -	167,922	17,660	185,582	9,280		COIR (Fibre) :					
" France -	242,040	-	242,040	12,102		From Spain -	Tons. 44	Tons. -	Tons. 44	1,566	36 0 0
" Other Parts -	3,304	400	3,704	186		" Algeria -	-	120	120	3,133	26 0 0
	434,348	18,060	452,408	22,623		" British India : Bombay and Sind -	88	-	88	2,300	26 0 0
						" Madras -	62	12	74	1,921	26 0 0
" Other Sorts :				Declared Value.		" Ceylon -	77	-	77	1,997	25 18 8
From Hanover -	Lbs. 30,488	Lbs. 224	Lbs. 30,712	2,876	-	" Other Parts -	19	5	24	839	34 19 2
" Hamburg -	173,265	29,604	202,869	16,978	-		290	137	427	11,756	
" Bremen -	2,158	7,677	9,835	906	-	For CORDAGE and YARN. See "CORDAGE and CABLES."					
" Holland -	57,687	406	58,093	3,305	-	COPPER :					
" Belgium -	8,292	1,578	9,870	1,435	-	Ore :					
" France -	44,490	938	45,428	3,349	-	From Sweden -	Tons. 632	Tons. 351	Tons. 983	15,237	15 10 0
" Portugal -	53,857	-	53,857	3,611	-	" Norway -	17	1,452	1,469	13,774	9 7 6
" United States : N. Atlantic Ports -	3,784	332	4,120	263	-	" France -	1,033	516	1,549	7,745	5 0 0
" Other Parts -	1,385	11	1,497	270	-	" Portugal -	327	1,568	1,895	31,688	16 14 5
	375,406	40,875	416,281	32,993		" Spain -	1,840	904	2,744	42,095	15 6 10
						" Italy : Sardinia Tuscany -	1,435	179	1,614	17,271	10 14 0
						" Cuba -	2,366	109	2,475	25,709	10 7 9
						" United States : N. Atlantic Ports -	14,705	16	14,721	153,276	10 8 3
CASSIA LIGNEA. See SPICES.						" Ports on the Pacific -	2,941	298	3,239	51,442	15 17 7
CHEESE :				£	Per Cwt. £ s. d.	" Peru -	4,285	2,109	6,394	66,844	10 9 1
From Hamburg -	Cwts. 3,393	Cwts. 58	Cwts. 3,451	9,216	2 13 5	" Bolivia -	3,512	-	3,512	57,750	16 8 10
" Bremen -	2	6,494	6,496	18,626	2 17 4	" Chile -	3,788	-	3,788	58,538	15 9 1
" Holland -	323,852	63,110	386,962	1,100,037	2 16 10		21,801	-	21,801	397,524	18 4 8
" United States : N. Atlantic Ports -	417,284	25,629	442,913	1,296,204	2 18 6						
" British North America -	9,747	486	10,233	29,986	2 18 7						
" Other Parts -	2,523	699	3,222	9,230	2 17 4						
	756,801	96,476	853,277	2,463,299							
CHOCOLATE. See Account of Articles Subject to Duty, p. 90.											

GENERAL IMPORTS.
(ARTICLES FREE OF DUTY.)

PRINCIPAL ARTICLES AND COUNTRIES WHENCE IMPORTED (Cont ^d).	QUANTITIES IMPORTED.			COMPUTED REAL VALUE.		PRINCIPAL ARTICLES AND COUNTRIES WHENCE IMPORTED (Cont ^d).	QUANTITIES IMPORTED.			COMPUTED REAL VALUE.	
	In British Vessels.	In Foreign Vessels.	Total.	TOTAL IMPORTED.	AVERAGE PRICE FIXED FOR THE VALUE.		In British Vessels.	In Foreign Vessels.	Total.	TOTAL IMPORTED.	AVERAGE PRICE FIXED FOR THE VALUE.
COPPER (Cont^d):						COPPER (Cont^d):					
Ore (Cont^d):						In Plates for Coin, and Copper Coin:					
From British Possessions in South Africa	Tons. 4,086	Tons. -	Tons. 4,086	£ 95,656	Per Ton. 23 8 3	From Holland -	Tons. 51	Tons. -	Tons. 51	£ 5,087	Per Ton. 99 15 0
" Australia -	10,888	373	11,261	193,200	17 3 2	" France -	153	90	243	25,715	105 7 9
" British North America -	424	-	424	4,453	10 10 1	" Italy: Naples and Sicily -	146	-	146	14,422	98 15 7
" Other Parts -	568	39	607	8,526	14 0 11	" Mexico -	-	24	24	2,388	99 15 0
	74,648	7,914	82,562	1,240,728		" Australia -	45	-	45	4,413	98 3 6
						" Other Parts -	9	1	10	965	96 10 0
							404	115	519	52,990	
Regulus:						Wire:					
From Cuba -	Tons. 1,099	Tons. -	Tons. 1,099	£ 40,219	Per Ton. 36 11 11	From Holland -	Tons. 4	Tons. 2	Tons. 6	Declared Value. £ 1,841	-
" Bolivia -	1,177	-	1,177	43,935	37 6 7	" Western Coast of Africa -	8	-	8	511	-
" Chili -	36,513	-	36,513	1,340,208	36 14 1	" Other Parts -	5	-	5	285	-
" Brazil -	160	-	160	6,290	39 6 3		17	2	19	2,637	
" Argentine Confederation -	515	-	515	19,347	37 11 4	Manufactures, not otherwise enumerated, and Copper Plates engraved:					
" Other Parts -	191	31	222	8,337	37 11 1	From France -	Value. £ 14,559	Value. £ 7,360	Value. £ 21,919	Declared Value. £ 21,919	-
	39,655	31	39,686	1,458,336		" Other Parts -	7,353	782	8,135	8,135	-
							21,912	8,142	30,054	30,054	
Old:						CORDAGE and CABLES:					
From Sweden -	Tons. 5	Tons. 11	Tons. 16	£ 1,246	Per Ton. 77 17 6	Cordage and Cables of Hemp, or other like Material (except Coir and Bast):					
" Hamburg -	27	16	43	3,153	73 0 0	From Russia -	Cwts. 16,052	Cwts. 180	Cwts. 16,232	£ 30,475	Per Cwt. 1 17 6
" Holland -	85	3	88	6,818	77 9 0	" Hamburg -	27	217	244	434	1 15 7
" France -	15	23	38	2,748	72 7 0	" Bremen -	50	422	472	893	1 18 0
" British Possessions in South Africa	27	-	27	2,057	76 3 8	" Holland -	490	92	582	1,049	1 16 1
" Australia -	15	-	15	1,105	73 13 4	" China -	103	-	103	191	1 17 0
" British West India Islands	56	10	66	4,856	73 6 11	" British India: Bengal and Pegu -	176	-	176	352	2 0 0
" Other Parts -	94	40	134	10,034	74 17 7	" Other Parts -	251	330	581	1,053	1 16 3
	324	103	427	32,017			17,149	1,241	18,390	34,447	
Unwrought.						Of Coir:					
From Spain -	Tons. 816	Tons. 233	Tons. 1,049	£ 85,294	Per Ton. 81 6 0	From British India: Bombay and Sinde -	Cwts. 1,689	Cwts. -	Cwts. 1,689	£ 2,313	Per Cwt. 1 7 5
" Chili -	3,786	-	3,786	311,540	82 5 0	" Madras -	3,803	518	4,321	6,404	1 9 8
" Australia -	1,779	3	1,782	152,304	85 9 5	" Ceylon -	635	-	635	880	1 7 9
" Other Parts -	400	9	409	33,141	81 0 7	" Other Parts -	662	153	815	1,173	1 8 9
	6,781	245	7,026	582,279			6,789	671	7,460	10,770	
Part Wrought:						Of Bast. See Account of "Other Articles."					
From Norway -	Tons. -	Tons. 130	Tons. 130	£ 11,320	Per Ton. 87 2 0	Cable Yarn of Hemp, or other like Material, except Coir:					
" Portugal -	109	-	109	8,565	78 11 6	From Russia -	Lbs. 10,775,843	Lbs. -	Lbs. 10,775,843	£ 159,294	Per Cwt. 1 13 1
" Spain -	564	45	609	52,493	86 3 0	" France -	289,184	-	289,184	4,378	1 13 11
" United States: N. Atlantic Ports -	19	20	39	3,927	100 13 10	" Other Parts -	17,720	-	17,720	260	1 13 9
" S. Atlantic Ports -	105	-	105	9,115	86 16 3		11,082,747	-	11,082,747	163,932	
" New Granada	214	-	214	19,199	89 14 0						
" Peru -	74	-	74	7,877	106 9 0						
" Chili -	12,646	29	12,675	1,183,802	93 8 0						
" Argentine Confederation -	205	-	205	18,921	92 6 0						
" Australia -	297	-	297	27,215	91 12 8						
" Other Parts -	94	140	234	21,846	93 7 2						
	14,327	364	14,691	1,364,280							
In Plates and Sheets:											
From Holland -	Tons. 95	Tons. -	Tons. 95	£ 8,740	Per Ton. 92 0 0						
" France -	71	23	94	8,657							
" Other Parts -	5	1	6	552							
	171	24	195	17,949							

PRINCIPAL ARTICLES AND COUNTRIES WHENCE IMPORTED (Cont ^d).	QUANTITIES IMPORTED.			COMPUTED REAL VALUE.		PRINCIPAL ARTICLES AND COUNTRIES WHENCE IMPORTED (Cont ^d).	QUANTITIES IMPORTED.			COMPUTED REAL VALUE.	
	In British Vessels.	In Foreign Vessels.	Total.	TOTAL IMPORTED.	AVERAGE PRICE FIXED FOR THE VALUE.		In British Vessels.	In Foreign Vessels.	Total.	TOTAL IMPORTED.	AVERAGE PRICE FIXED FOR THE VALUE.
CORDAGE and CABLES (Cont^d):						COTTON, RAW (or Cotton Wool) (Cont^d):					
Cable Yarn of Coir :	Cwts.	Cwts.	Cwts.	£	Per Cwt. £ s. d.	From British India :	Cwts.	Cwts.	Cwts.	£	Per Cwt. £ s. d.
From British India :						Bombay and Sinde -	3,129,508	22,976	3,152,484	20,315,169	6 8 11
Bombay and Sinde -	19,308	-	19,308	35,372	1 16 7	Madras -	430,166	8,479	438,645	2,910,388	6 12 9
Madras -	27,701	12,128	39,829	71,895	1 16 1	Bengal and Pegu -	367,595	-	367,595	1,613,535	4 7 9
Bengal and Pegu -	813	-	813	1,616	1 19 9	" Singapore and Eastn. Straits Settlements -	1,636	-	1,636	4,774	2 18 4
" Ceylon -	37,116	-	37,116	67,647	1 16 5	" Ceylon -	21,315	-	21,315	161,990	7 12 0
" Other Parts -	608	-	608	1,079	1 15 6	" Australia -	2,657	-	2,657	28,372	10 13 7
	85,546	12,128	97,674	177,609		" British North America -	553	-	553	6,160	11 2 9
						" Bermudas -	26,698	2,573	29,271	233,678	8 0 4
CORK:						" British West India Islands:					
From Portugal -	Tons.	Tons.	Tons.	£	Per Ton. £ s. d.	Bahamas -	127,981	1,355	129,336	1,145,660	8 17 2
" Spain -	5,099	916	6,015	195,488	32 10 0	Other Islands -	14,010	1,167	15,177	137,844	9 1 1
" Other Parts -	31	36	67	2,345	35 0 0	" British Guiana -	2,859	272	3,131	26,660	8 10 4
	18	3	21	683	32 1 6	" Belize (Honduras) -	5,117	20	5,137	45,103	8 11 8
	5,148	955	6,103	198,516		" Other Parts -	12,795	1,371	14,166	116,718	8 4 9
							8,101,883	630,066	8,731,949	66,032,193	
CORKS, ready made :						COTTON, RAW, Waste of. See Account of "Other Articles."					
From France -	Lbs.	Lbs.	Lbs.	£	Per Lb. £ s. d.						
" Portugal -	1,471,045	85,617	1,556,662	84,319	0 1 1						
" Spain -	186,994	38,944	225,938	12,238							
" United States: N. Atlantic Ports -	38,244	161,827	200,071	10,840							
" Other Parts -	12,293	-	12,293	666							
	10,284	7,230	17,514	950							
	1,718,860	293,618	2,012,478	109,013							
CORN, GRAIN, and MEAL. See Account of Articles Subject to Duty.						COTTON YARN :					
						From Hamburg -	Lbs.	Lbs.	Lbs.	£	
						" Holland -	49,899	480	50,379	5,847	
						" Belgium -	537,737	38,100	575,837	85,039	
						" Other Parts -	148,784	36,487	185,271	32,890	
							48,362	3,971	52,333	7,452	
							784,782	79,038	863,820	131,228	
COTTON, RAW (or Cotton Wool) :						Waste of :					
From Schleswig, Holstein, and Lauenburg -	Cwts.	Cwts.	Cwts.	£	Per Cwt. £ s. d.	From Hamburg -	Lbs.	Lbs.	Lbs.	£	
" Prussia -	5,101	-	5,101	49,990	9 16 0	" Holland -	154,058	-	154,058	4,849	
" Hamburg -	1,489	210	1,699	14,620	8 12 1	" Belgium -	28,810	-	28,810	895	
" Bremen -	1,830	-	1,830	17,055	9 6 4	" France -	221,120	-	221,120	6,152	
" Holland -	338	2,054	2,392	22,977	9 12 1	" Spain -	757,828	925,134	1,682,962	39,796	
" France -	2,926	-	2,926	29,169	9 19 4	" Other Parts -	42,560	-	42,560	500	
" Portugal and Azores -	21,264	210	21,474	200,740	9 7 0		2,818	7,000	9,818	429	
" Italy: Naples and Sicily -	8,957	110	9,067	78,826	8 13 11		1,207,194	932,134	2,139,328	52,621	
" Greece -	1,336	-	1,336	11,348	8 9 10	COTTON MANUFACTURES :					
" Turkey Proper -	9,556	-	9,556	48,967	5 2 6	Piece Goods of India and China :					
" Syria and Palestine -	216,362	-	216,362	1,237,385	5 14 5	From French Possessions in India -	Pieces.	Pieces.	Pieces.	Declared Value. £	
" Egypt -	6,771	-	6,771	39,326	5 16 2	" British India :					
" China -	1,574,266	4,646	1,578,912	13,906,641	8 16 1	Madras -	35,233	-	35,233	21,044	
" Japan -	320,141	-	320,141	1,593,405	4 19 7	Bengal and Pegu -	3,805	-	3,805	327	
" Cuba -	26,633	37,230	63,863	136,139	5 2 3	" Ceylon -	280	-	280	150	
" Porto Rico -	99,666	-	99,666	1,114,231	8 2 9	" Other Parts -	4,130	200	4,330	1,330	
" St. Thomas -	561	981	1,542	13,187	8 11 0		65,570	200	65,770	32,956	
" Hayti and St. Domingo -	5,295	837	6,132	51,975	8 9 6	Piece Goods of Other Countries :					
" United States: N. Atlantic Ports -	14,109	857	14,966	126,337	8 8 10	Muslins :					
" S. Atlantic Ports -	586,760	158,213	744,973	7,330,823	9 16 10	From Holland -	Pieces.	Pieces.	Pieces.	Declared Value. £	
" Mexico -	228,836	238,981	467,817	4,704,661	10 1 2	" France -	8,059	-	8,059	2,769	
" New Granada -	216,135	111,230	327,365	2,834,187	8 13 2	" Other Parts -	17,100	6	17,106	8,729	
" Venezuela -	108,590	592	109,182	964,968	8 16 9		4,245	265	4,510	5,268	
" Peru -	15,448	6,614	22,062	186,828	8 9 4		29,404	-	29,404	16,766	
" Brazil -	8,937	-	8,937	85,731	9 11 10						
" Gibraltar -	465,760	28,911	494,671	4,373,811	8 16 10						
" British Possessions on the Gold Coast -	4,977	-	4,977	58,572	11 15 4						
	6,949	177	7,126	54,243	7 12 3						

PRINCIPAL ARTICLES AND COUNTRIES WHENCE IMPORTED (Cont ^d).	QUANTITIES IMPORTED.			COMPUTED REAL VALUE.		AVERAGE PRICE FIXED FOR THE VALUE.		PRINCIPAL ARTICLES AND COUNTRIES WHENCE IMPORTED (Cont ^d).	QUANTITIES IMPORTED.			COMPUTED REAL VALUE.		AVERAGE PRICE FIXED FOR THE VALUE.	
	In British Vessels.	In Foreign Vessels.	Total.	TOTAL IMPORTED.	Declared Value. £				In British Vessels.	In Foreign Vessels.	Total.	TOTAL IMPORTED.	Declared Value. £		
COTTON MANUFACTURES (Cont^d):								Divi-Divi:							
Piece Goods of Other Countries, not being Muslins:	Pieces.	Pieces.	Pieces.	Declared Value. £				From Holland -	Tons.	Tons.	Tons.	£	Per Ton. £ s. d.		
From Holland -	82,913	23,170	106,083	50,334	-			From Holland -	291	-	291	3,905	13 8 5		
" Belgium -	32,503	1,279	33,782	22,845	-			" Curaçoa -	281	117	398	5,276	13 5 2		
" France -	35,223	4,532	39,755	30,586	-			" New Granada -	1,631	819	2,450	31,954	13 0 10		
" Other Parts -	11,915	175	12,090	10,897	-			" Venezuela -	130	281	411	5,450	13 5 2		
	162,554	29,156	191,710	114,662				" Other Parts -	102	59	161	2,153	13 7 5		
									2,435	1,276	3,711	48,738			
" Hosiery of all Sorts:	Value. £	Value. £	Value. £	Declared Value. £				DRUGS, Unenumerated:	Cwts.	Cwts.	Cwts.	Declared Value. £			
From Hamburg -	41,274	5,301	46,575	46,575	-			From Hamburg -	2,183	388	2,571	9,728	-		
" Bremen -	1,212	18,855	20,067	20,067	-			" Holland -	5,500	861	6,361	10,949	-		
" Other Parts -	3,455	405	3,860	3,860	-			" Belgium -	6,236	30	6,266	3,305	-		
	45,941	24,561	70,502	70,502				" France -	2,670	2,217	4,887	16,692	-		
								" China -	1,061	1,096	2,157	5,490	-		
" Not separately specified:	Value. £	Value. £	Value. £	Declared Value. £				" Other Parts -	4,515	1,555	6,070	16,250	-		
From Hamburg -	22,684	6,077	28,761	28,761	-				22,165	6,147	28,312	62,414			
" Holland -	110,484	9,726	120,210	120,210	-			DYE WOODS. See WOOD.							
" Belgium -	18,396	5,807	24,203	24,203	-			EAU DE COLOGNE. See SPIRITS.							
" France -	335,918	981	336,899	336,899	-			EGGS:	Great Hundreds.	Great Hundreds.	Great Hundreds.	£	Per Great Hundred. £ s. d.		
" Other Parts -	11,989	2,410	14,399	14,399	-			From Belgium -	164,283	7,572	171,855	56,172	0 6 6½		
See also EMBROIDERY and NEEDLEWORK.	499,471	25,001	524,472	524,472				" France -	1,790,951	1,004,948	2,795,899	850,959	0 6 1		
" LACE. See LACE.								" Spain -	28,734	2,594	31,328	10,910	0 6 11½		
" STAYS and CORSETS. See Account of "Other Articles."								" Channel Islands	21,617	-	21,617	6,398	0 5 11		
								" Other Parts -	10,128	2,617	12,745	3,808	0 5 11½		
COWS and CALVES. See ANIMALS.									2,015,713	1,017,731	3,033,444	928,247			
CREAM OF TARTAR:	Cwts.	Cwts.	Cwts.	£	Per Cwt. £ s. d.			EMBROIDERY and NEEDLEWORK:							
From France -	15,853	1,945	17,798	89,242	5 0 4			Curtains, embroidered on Muslin or Net:	Lbs.	Lbs.	Lbs.	£	Per Lb. £ s. d.		
" Italy: Naples and Sicily	27,520	300	27,820	123,746	4 8 7			From France -	31,304	-	31,304	15,652	0 10 0		
" Austrian Territories -	1,895	-	1,895	9,104	4 16 1			" Other Parts -	912	14	926	463			
" Other Parts -	1,466	186	1,652	7,995	4 16 10				32,216	14	32,230	16,115			
	46,734	2,431	49,165	230,087				" Of Other Sorts, Unenumerated:	Value. £	Value. £	Value. £	Declared Value. £			
CUBERS:	Lbs.	Lbs.	Lbs.	£	Per Cwt. £ s. d.			From Hamburg -	14,459	1,806	16,265	16,265	-		
From Holland -	22,236	924	23,160	846	4 1 9			" Belgium -	2,284	6,540	8,824	8,824	-		
" Singapore and Eastn. Straits Settlements -	22,370	-	22,370	839	4 4 0			" France -	10,321	24	10,345	10,345	-		
" Other Parts -	2,769	5,144	7,913	283	4 0 0			" Madeira -	772	1,566	2,338	2,338	-		
	47,375	6,068	53,443	1,968				" Other Parts -	3,352	846	4,198	4,198	-		
CUBIC NITRE. See NITRE.									31,188	10,782	41,970	41,970			
CURRENTS, DRIED. See Account of Articles Subject to Duty, p. 93.								FEATHERS, for BEDS:	Cwts.	Cwts.	Cwts.	£	Per Cwt. £ s. d.		
CUTCH:	Tons.	Tons.	Tons.	£	Per Ton. £ s. d.			From Russia -	4,456	34	4,490	46,098	10 5 4		
From British India:								" Hamburg -	4,930	395	5,325	44,731	8 8 0		
Bombay and Sindh -	137	-	137	3,288	24 0 0			" France -	2,627	78	2,705	22,725	8 8 0		
Bengal and Pegu -	1,238	270	1,508	38,393	25 9 2			" Other Parts -	903	70	973	8,173	8 8 0		
" Singapore and Eastn. Straits Settlements -	452	20	472	11,638	24 13 2				12,916	577	13,493	121,727			
" Other Parts -	3	-	3	82	27 5 0			" Ornamental:							
	1,830	290	2,120	53,401				Ostrich, White:	Lbs.	Lbs.	Lbs.	Declared Value. £			
								From Hamburg -	659	-	659	1,475	-		
								" France -	2,057	-	2,057	6,346	-		
								" Morocco -	1,403	-	1,403	10,330	-		
								" Uruguay -	1,115	-	1,115	1,400	-		
								" Argentine Confederation -	329	-	329	280	-		
								" British Possessions in South Africa -	7,870	-	7,870	88,611	-		
								" Other Parts -	789	-	789	2,680	-		
									14,222	-	14,222	111,122			

PRINCIPAL ARTICLES AND COUNTRIES WHENCE IMPORTED (Cont ^d).	QUANTITIES IMPORTED.			COMPUTED REAL VALUE.		PRINCIPAL ARTICLES AND COUNTRIES WHENCE IMPORTED (Cont ^d).	QUANTITIES IMPORTED.			COMPUTED REAL VALUE.	
	In British Vessels.	In Foreign Vessels.	Total.	TOTAL IMPORTED.	AVERAGE PRICE FIXED FOR THE VALUE.		In British Vessels.	In Foreign Vessels.	Total.	TOTAL IMPORTED.	AVERAGE PRICE FIXED FOR THE VALUE.
FEATHERS (Cont^d):						FLAX (Cont^d):					
Ornamental (Cont^d):				Declared Value.		Tow or Codilla of Flax:					Per Cwt.
Ostrich, Black:	Lbs.	Lbs.	Lbs.	£		From Russia	Cwts.	Cwts.	Cwts.	£	£ s. d.
From France	3,577	-	3,577	8,246	-	" Prussia	172,684	20,269	192,953	470,585	2 8 9
" Morocco	8,208	-	8,208	15,867	-	" Hamburg	496	1,882	2,378	5,647	2 7 6
" Uruguay	200	-	200	210	-	" Bremen	15,826	142	15,968	37,531	2 7 0
" Argentine Con-						" Holland	120	1,386	1,506	3,756	2 9 11
" federation	400	-	400	340	-	" Belgium	13,295	1,908	15,203	35,842	2 7 2
" British Posses-						" Other Parts	44,651	128	44,779	105,820	2 7 3
" sions in South							828	422	1,250	2,977	2 7 7
" Africa	10,022	-	10,022	53,653	-						
" Other Parts	1,142	40	1,182	1,784	-						
	23,549	40	23,589	80,100			247,900	26,137	274,037	662,158	
" Of Other Sorts, Unenu-				Declared Value.		FLOWERS, ARTIFICIAL:	Value.	Value.	Value.	Declared Value.	
merated:				£		From France	£	£	£	£	
From France	Lbs.	Lbs.	Lbs.	11,587	-	" Other Parts	295,257	15	295,272	295,272	-
" Other Parts	1,055	355	1,410	1,058	-		4,021	134	4,155	4,155	-
	16,045	355	16,400	12,645			299,278	149	299,427	299,427	
FISH:						FRUIT:					
Fresh (not of British						(See also Account of					
taking):						Articles Subject to					
From Norway	Cwts.	Cwts.	Cwts.	£	Per Cwt.	Duty, p. 93.)					
" Holland	42,059	6,064	48,123	53,781	£ s. d.	" Almonds, Sweet:	Cwts.	Cwts.	Cwts.	£	Per Cwt.
" Belgium	17,165	42,632	59,797	68,376	1 2 4	From Portugal	1,112	572	1,684	5,946	3 10 9
" France	5,639	1,348	6,987	1,888	0 5 4	" Spain	5,030	5,053	10,083	44,461	4 8 2
" St. Thomas	2,855	35	2,890	1,675	0 11 7	" Italy: Naples	306	-	306	981	2 17 7
" British West	200	-	200	1,684	8 8 5	" Sicily	1,161	-	1,164	3,960	3 8 0
" India Islands	183	-	183	1,534	8 7 8	" Morocco	18,108	-	18,108	45,768	2 10 7
" Other Parts	310	12	322	1,632	5 1 4	" Other Parts	649	43	692	2,893	4 3 7
	68,411	50,091	118,502	130,570			26,366	5,671	32,037	103,909	
" Cured or Salted:						" Almonds, Bitter:					
From Norway	Cwts.	Cwts.	Cwts.	£	Per Cwt.	From Morocco	Cwts.	Cwts.	Cwts.	£	Per Cwt.
" Iceland, the	18,031	73,020	91,051	49,031	£ s. d.	" Other Parts	8,813	-	8,813	20,142	£ s. d.
" Faroer Islands							164	100	264	572	2 3 5
" and Green-							8,977	100	9,077	20,714	
" land	4,163	16,306	20,469	16,912	0 16 6	" Apples, Raw:					
" Holland	4,987	641	5,628	4,352	0 15 6	From Prussia	Bushels.	Bushels.	Bushels.	£	Per Bushel.
" France	24,329	2,629	26,958	89,129	3 6 1	" Hamburg	3,998	1,649	5,647	1,439	£ s. d.
" Italy: Tuscany	4,614	2,416	7,030	22,954	3 5 4	" Holland	19,718	1,874	21,592	5,592	0 5 2
" United States:						" Belgium	63,295	12,837	76,132	19,250	0 5 1
" N. Atlantic						" France	187,909	1,352	189,261	48,641	0 5 2
" Ports	6,276	1,704	7,980	17,230	2 3 2	" Portugal	109,300	87,111	196,411	33,588	0 3 5
" S. Atlantic						" United States:	10,538	260	10,798	2,673	0 4 11
" Ports	1	-	1	5	5 0 0	" N. Atlantic					
" Channel Islands	1,510	-	1,510	3,009	1 19 10	" Ports	11,358	-	11,358	11,626	1 0 6
" British North						" Other Parts	4,032	501	4,533	2,859	0 12 7
" America	203,748	799	204,547	179,211	0 17 6		410,148	105,584	515,732	125,663	
" Other Parts	1,545	239	1,784	3,309	1 17 1	" Dried:					
	269,204	97,754	366,958	384,142		From France	Bushels.	Bushels.	Bushels.	£	Per Bushel.
FLAX:						" Other Parts	2,944	-	2,944	3,036	£ s. d.
" Dressed:							182	38	220	229	1 0 8
From Russia	Cwts.	Cwts.	Cwts.	£	Per Cwt.		3,126	38	3,164	3,265	
" Hamburg	38,673	8,949	47,622	156,389	£ s. d.	" Dates:					
" Holland	2,291	-	2,291	7,598	3 5 8	From Turkey Proper	Cwts.	Cwts.	Cwts.	£	Per Cwt.
" Belgium	14,819	2	14,821	65,274	3 6 4	" Gibraltar	10,200	-	10,200	7,140	£ s. d.
" Other Parts	13,666	88	13,754	64,521	4 8 1	" Malta	1,642	472	2,114	6,146	0 14 0
	768	1,258	2,026	7,525	4 13 10	" British India:	1,414	-	1,414	4,106	2 18 2
	70,217	10,297	80,514	301,307	3 14 3	" Bombay and					
" Rough or Undressed:						" Sinde	1,400	-	1,400	1,050	0 15 0
From Russia	Cwts.	Cwts.	Cwts.	£	Per Cwt.	" Other Parts	585	-	585	1,623	2 15 6
" Prussia	958,508	245,402	1,203,910	3,124,714	£ s. d.		15,241	472	15,713	20,065	
" Holland	12,879	41,420	54,299	136,880	2 11 11						
" Belgium	135,478	4,185	139,663	512,533	2 10 5						
" France	139,208	4,865	144,073	569,862	3 13 5						
" Other Parts	13,639	1,164	14,803	58,008	3 19 1						
	1,479	354	1,833	4,257	3 18 4						
	1,261,191	297,390	1,558,581	4,406,254	2 6 5						

GENERAL IMPORTS.
(ARTICLES FREE OF DUTY.)

PRINCIPAL ARTICLES AND COUNTRIES WHENCE IMPORTED (Cont ^d).	QUANTITIES IMPORTED.			COMPUTED REAL VALUE.		AVERAGE PRICE FIXED FOR THE VALUE.		PRINCIPAL ARTICLES AND COUNTRIES WHENCE IMPORTED (Cont ^d).	QUANTITIES IMPORTED.			COMPUTED REAL VALUE.		AVERAGE PRICE FIXED FOR THE VALUE.	
	In British Vessels.	In Foreign Vessels.	Total.	TOTAL IMPORTED.	Per Bushel.				In British Vessels.	In Foreign Vessels.	Total.	TOTAL IMPORTED.	Per Cwt.		
FRUIT (Cont^d):								FRUIT (Cont^d):							
Grapes:	Bushels.	Bushels.	Bushels.	£	Per Bushel.	£ s. d.		Tamarinds:	Lbs.	Lbs.	Lbs.	£	Per Cwt.	£ s. d.	
From Holland -	5,568	250	5,818	3,929	0 13 6		From British India:								
" France -	8,486	73	8,559	2,010	0 4 9		Madras -	23,647	-	23,647	179	0 17 0			
" Portugal -	10,029	2,620	12,649	10,568	0 16 8		Bengal and								
" Spain -	21,987	8,410	30,397	29,815	0 19 7		Pegu -	871,268	-	871,268	6,294	0 16 2			
" Other Parts -	337	39	376	179	0 9 6		" British West								
	46,407	11,392	57,799	46,501			India Islands	249,611	13,633	263,244	1,927	0 16 5			
							" Other Parts -	2,810	-	2,810	19	0 15 2			
								1,147,336	13,633	1,160,969	8,419				
" Nuts, Chesnuts:	Bushels.	Bushels.	Bushels.	£	Per Bushel.	£ s. d.		" Raw, not otherwise described:				Declared Value.			
From France -	64,504	2,941	67,445	25,912	0 7 8		From Hamburg -	Bushels.	Bushels.	Bushels.	£				
" Other Parts -	5,006	5	5,011	1,721	0 6 10		" Holland -	55,462	1,840	57,302	17,355	-			
	69,510	2,946	72,456	27,633			" Belgium -	99,751	4,125	103,876	41,386	-			
							" France -	19,177	1,877	21,054	10,020	-			
" " Cocoa-nuts:	Number.	Number.	Number.	£	Per 100.	£ s. d.		" British West	28,013	203	28,216	18,509	-		
From West Coast of							" India Islands	10,518	-	10,518	9,999	-			
Africa -	101,966	-	101,966	605	0 11 10		" Other Parts -	3,419	1,528	4,947	3,626	-			
" Cuba -	19,672	30,424	50,096	437	0 17 6			216,340	9,573	225,913	100,895				
" Porto Rico -	15,789	16,798	32,587	277	0 16 11										
" British India:															
Madras -	15,893	4,060	19,953	116	0 11 7										
" Ceylon -	110,255	-	110,255	637	0 11 7										
" British West															
India Islands	1,305,909	73,097	1,379,006	11,777	0 17 1										
" British Guiana	426,001	114,415	540,416	4,732	0 17 6										
" Belize (Honduras)	66,993	178,866	245,859	2,441	0 19 10										
" Other Parts -	63,704	1,110	64,814	462	0 14 3										
	2,126,182	418,770	2,544,952	21,484											
" " Small Nuts:	Bushels.	Bushels.	Bushels.	£	Per Bushel.	£ s. d.		FURS. See SKINS.							
From Spain -	115,622	104,509	220,131	186,975	0 17 0		FURNITURE (Household) of Wood, and CABINET WARE:	Value.	Value.	Value.	Declared Value.				
" Italy: Naples and Sicily	8,156	600	8,756	6,738	0 15 5		From Hamburg -	8,471	3,802	12,273	12,273	-			
" Turkey Proper	12,255	-	12,255	6,740	0 11 0		" Bremen -	700	4,549	5,249	5,249	-			
" Other Parts -	7,858	1,755	9,613	7,830	0 16 3		" Holland -	5,382	1,055	6,437	6,437	-			
	143,891	106,864	250,755	208,283			" Belgium -	4,370	3,064	7,434	7,434	-			
							" France -	83,006	1,810	84,816	84,816	-			
							" Italy: Tuscany	2,346	1,100	3,446	3,446	-			
							" Austrian Territories -	2,706	-	2,706	2,706	-			
							" Other Parts -	5,922	642	6,564	6,564	-			
								112,903	16,022	128,925	128,925				
" " Walnuts:	Bushels.	Bushels.	Bushels.	£	Per Bushel.	£ s. d.		GALLS:	Cwts.	Cwts.	Cwts.	£	Per Cwt.	£ s. d.	
From Holland -	8,330	506	8,836	2,738	0 6 0		From France -	565	-	565	4,800	8 9 11			
" Belgium -	24,802	5,613	30,415	9,445			" Austrian Territories -	251	-	251	2,034	8 2 1			
" France -	95,235	2,019	97,254	28,662			" Turkey Proper	3,221	-	3,221	25,292	7 17 0			
" Other Parts -	6,227	94	6,321	1,889			" Syria and								
	134,594	8,232	142,826	42,734			" Palestine -	1,151	-	1,151	10,233	8 17 10			
							" Egypt -	1,629	-	1,629	14,869	9 2 7			
							" China -	3,987	58	4,045	12,439	3 1 6			
" Oranges and Lemons:	Bushels.	Bushels.	Bushels.	£	Per Bushel.	£ s. d.		" Japan -	1,843	-	1,843	5,663	3 1 5		
From Portugal -	127,615	23,957	151,572	68,191	0 9 0		" British India:								
" Azores -	514,501	61,519	576,020	347,689	0 12 1		" Bombay and								
" Spain -	339,225	131,048	470,273	241,491	0 10 3		" Sinde -	2,896	-	2,896	25,561	8 16 6			
" Italy: Naples and Sicily	348,269	7,756	356,025	141,955	0 8 0		" Other Parts -	265	98	363	3,315	9 2 8			
" Malta -	3,475	-	3,475	2,293	0 13 2			15,808	156	15,964	104,206				
" Other Parts -	8,567	813	9,380	4,008	0 8 7										
	1,341,652	225,093	1,566,745	805,627			GAMBIER:								
							From Singapore and	Tons.	Tons.	Tons.	£	Per Ton.	£ s. d.		
" Pears, Raw:	Bushels.	Bushels.	Bushels.	£	Per Bushel.	£ s. d.	Eastn. Straits	11,422	1,688	13,110	310,843	23 14 2			
From Holland -	3,339	643	4,482	1,815	0 8 6		" Settlements -	183	295	478	11,101	23 4 6			
" Belgium -	18,764	557	19,321	8,201			" Other Parts -								
" France -	14,525	336	14,861	6,422				11,605	1,983	13,588	321,944				
" Other Parts -	1,923	27	1,950	791											
	39,051	1,563	40,614	17,229			GARANCINE. See MADDER.								

PRINCIPAL ARTICLES AND COUNTRIES WHENCE IMPORTED (Cont ^d).	QUANTITIES IMPORTED.			COMPUTED REAL VALUE.		PRINCIPAL ARTICLES AND COUNTRIES WHENCE IMPORTED (Cont ^d).	QUANTITIES IMPORTED.			COMPUTED REAL VALUE.	
	In British Vessels.	In Foreign Vessels.	Total.	TOTAL IMPORTED.	AVERAGE PRICE FIXED FOR THE VALUE.		In British Vessels.	In Foreign Vessels.	Total.	TOTAL IMPORTED.	AVERAGE PRICE FIXED FOR THE VALUE.
GLASS:						GUANO (Cont^d):					
Window Glass (not being Plate Glass), and German Sheet Glass, including Shades and Cylinders:						From Peru - -	Tons. 124,640	Tons. 86,144	Tons. 210,784	£ 2,529,408	Per Ton. £ s. d. 12 0 0
From Holland -	Cwts. 4,359	Cwts. 255	Cwts. 4,614	£ 3,690		" Bolivia - -	3,964	3,504	7,468	46,782	6 5 3
" Belgium -	139,241	113,393	252,634	202,107	} 0 16 0	" Chili - -	1,119	1,121	2,240	17,920	8 0 0
" France -	6,246	217	6,463	5,172		" British India: Bombay and Sinde -	1,004	-	1,004	4,016	4 0 0
" Other Parts -	131	214	345	277		" Australia -	850	-	850	3,400	4 0 0
	149,977	114,079	264,056	211,216		" British West India Islands	3,896	1,179	5,075	20,300	4 0 0
" Flint Glass, Cut, Coloured, or Ornamented:						" Other Parts -	689	205	894	4,431	4 19 2
From Hamburg -	Cwts. 8,474	Cwts. 12,252	Cwts. 10,726	£ 83,487			139,601	97,792	237,393	2,675,995	
" Holland -	1,778	204	1,982	11,177		GUM:					
" Belgium -	14,356	2,861	17,217	52,748		Animi:					
" France -	2,011	259	2,270	19,958		From East Coast of Africa -	Cwts. 938	Cwts. -	Cwts. 938	£ 8,442	Per Cwt. £ s. d. 9 0 0
" Other Parts -	339	427	766	5,035		" British India: Bombay and Sinde -	1,769	-	1,769	12,195	6 17 11
	26,958	6,003	32,961	172,405		" Other Parts -	73	115	188	1,281	6 16 3
" Flint Glass, Plain, including Bottles:							2,780	115	2,895	21,918	
From Hamburg -	Cwts. 2,337	Cwts. 163	Cwts. 2,500	£ 3,501		Benzoin:					
" Belgium -	9,241	1,111	10,352	14,494	} 1 8 0	From Holland -	Cwts. 350	Cwts. -	Cwts. 350	£ 3,202	Per Cwt. £ s. d. 9 3 0
" France -	8,365	495	8,860	12,403		" Siam -	100	-	100	3,500	35 0 0
" Other Parts -	1,010	317	1,327	1,856		" Singapore and Eastn. Straits Settlements -	1,125	228	1,353	12,125	8 19 0
	20,953	2,086	23,039	32,254		" Other Parts -	43	37	80	746	9 6 6
" Plate Glass:							1,618	265	1,883	19,573	
From Holland -	Cwts. 144	Cwts. 126	Cwts. 270	£ 1,261		Copal:					
" Belgium -	2,614	6,770	9,384	43,792	} 4 13 4	From France -	Cwts. 192	Cwts. 12	Cwts. 204	£ 773	Per Cwt. £ s. d. 3 15 3
" France -	14,930	3,953	18,883	88,121		" Portugal -	873	228	1,101	3,559	3 4 8
" Other Parts -	92	2	94	439		" Portuguese Possessions in W. Africa -	693	-	693	2,166	3 2 6
	17,780	10,851	28,631	133,613		" East Coast of Africa -	739	-	739	2,845	3 17 0
" Silvered Glass or Mirrors:						" Philippine I. -	1,262	-	1,262	2,054	1 12 7
From Holland -	Cwts. 247	Cwts. 84	Cwts. 331	£ 2,083		" Sierra Leone -	1,661	-	1,661	5,541	3 6 9
" Belgium -	75	7	82	515	} 6 6 0	" Mauritius -	351	24	375	1,480	3 19 0
" France -	1,203	63	1,266	7,974		" British India: Bombay and Sinde -	446	-	446	2,235	5 0 0
" Other Parts -	15	5	20	128		" Singapore and Eastn. Straits Settlements -	747	741	1,488	5,492	3 14 0
	1,540	159	1,699	10,700		" Other Parts -	438	200	638	2,403	3 15 4
<i>See also Account of "Other Articles."</i>							7,402	1,205	8,607	28,548	
GREASE:						Arabic:					
From Hamburg -	Cwts. 4,790	Cwts. 6	Cwts. 4,796	£ 8,571		From France -	Cwts. 1,708	Cwts. 131	Cwts. 1,839	£ 6,540	Per Cwt. £ s. d. 3 11 2
" France -	714	113	827	1,475	} 1 15 8	" Austrian Territories -	4,435	-	4,435	19,958	4 10 0
" United States: N. Atlantic Ports -	2,443	300	2,743	4,824		" Egypt -	23,108	-	23,108	84,446	3 13 1
" S. Atlantic Ports -	4,267	1,079	5,346	9,535		" Morocco -	7,404	-	7,404	20,549	2 15 6
" Brazil -	2,079	3,833	5,912	10,605		" British India: Bombay and Sinde -	5,258	-	5,258	17,405	3 6 2
" Argentine Confederation -	729	-	729	1,292		" Madras -	48	-	48	174	3 12 0
" Other Parts -	968	505	1,473	2,623		" Bengal and Pegu -	52	-	52	169	3 5 0
	15,990	5,836	21,826	38,925		" Australia -	1,950	-	1,950	3,268	1 13 6
GUANO:						" Other Parts -	1,866	72	1,938	7,791	4 0 5
From Western Coast of Africa, not particularly designated -	Tons. 1,925	Tons. 2,349	Tons. 4,274	£ 26,713			45,829	203	46,032	160,300	
" Islands in the Pacific -	432	3,290	3,722	16,533							
" United States: N. Atlantic Ports -	82	-	82	492							
" Other Parts on the Pacific -	1,000	-	1,000	6,000							

PRINCIPAL ARTICLES AND COUNTRIES WHENCE IMPORTED (Cont'd).	QUANTITIES IMPORTED.			COMPUTED REAL VALUE.		PRINCIPAL ARTICLES AND COUNTRIES WHENCE IMPORTED (Cont'd).	QUANTITIES IMPORTED.			COMPUTED REAL VALUE.	
	In British Vessels.	In Foreign Vessels.	Total.	TOTAL IMPORTED.	AVERAGE PRICE FIXED FOR THE VALUE.		In British Vessels.	In Foreign Vessels.	Total.	TOTAL IMPORTED.	AVERAGE PRICE FIXED FOR THE VALUE.
GUM (Cont'd):						HAIR MANUFACTURES:					
Kowrie:						Manufactures of Hair, not being Goats' Hair or Wool:					
From Australia -	Cwts. 31,100	Cwts. 4,669	Cwts. 35,769	£ 84,056	Per Cwt. £ s. d. 2 7 0	From Hamburg -	Value. £ 781	Value. £ 140	Value. £ 921	Declared Value. £ 921	-
" Other Parts -	-	157	157	412	2 12 6	" Holland -	540	250	790	790	-
	31,100	4,826	35,926	84,468		" France -	7,232	-	7,232	7,232	-
" Lac Dye:						" Other Parts -	330	90	420	420	-
From British India:	Cwts.	Cwts.	Cwts.	£	Per Cwt. £ s. d.		8,883	480	9,363	9,363	
Bombay and	12	14	26	164	} 6 3 11	" Manufactures of Goats' Hair or Wool:					
Sinde -						From Hamburg -	Value. £ 16,153	Value. £ 1,850	Value. £ 18,003	Declared Value. £ 18,003	-
Bengal and Pegu -	11,554	-	11,554	71,542		" France -	21,871	-	21,871	21,871	-
" Other Parts -	34	59	93	608		" Egypt -	198,763	-	198,763	198,763	-
	11,600	73	11,673	72,314		" Other Parts -	911	785	1,696	1,696	-
" Shellac:							237,698	2,635	240,333	240,333	
From British India:	Cwts.	Cwts.	Cwts.	£	Per Cwt. £ s. d.	HATS OR BONNETS:					
Bombay and	3	-	3	14	} 4 4 9	Of Straw:					
Sinde -	50	-	50	225		From Hamburg -	Lbs. 1,387	Lbs. 320	Lbs. 1,707	£ 3,414	Per Lb. £ s. d. 2 0 0
Madras -	46,139	-	46,139	195,703		" France -	148,239	-	148,239	518,837	3 10 0
Bengal and Pegu -	170	-	170	705		" Italy: Tuscany -	1,232	-	1,232	3,080	2 10 0
" Other Parts -	46,362	-	46,362	196,647		" St. Thomas -	1,286	-	1,286	4,501	3 10 0
						" United States: N. Atlantic					
" Mastic:						Ports -	896	500	1,396	4,886	3 10 0
From France -	Cwts. 220	Cwts. -	Cwts. 220	£ 7,392	Per Cwt. £ s. d. 33 12 0	Ecuador -	2,318	-	2,318	6,954	3 0 0
" Philippine I. -	1,279	361	1,640	50,609	30 17 2	Malta -	2,284	-	2,284	5,710	2 10 0
	1,499	361	1,860	58,001		" Other Parts -	2,814	568	3,382	8,683	2 11 4
<i>See also Account of "Other Articles" for minor descriptions of Gum.</i>							160,456	1,388	161,844	556,065	
GUTTA PERCHA, Raw:						<i>See also PLATTING.</i>					
From Holland -	Cwts. 4,191	Cwts. 491	Cwts. 4,682	£ 25,828	Per Cwt. £ s. d. 5 10 4	Of Felt:					
" Borneo -	1,456	1,086	2,542	13,437	5 5 9	From Hamburg -	No. 8,419	No. 1,150	No. 9,569	£ 2,869	} 0 6 0
" Singapore and Eastn. Straits Settlements	20,601	984	21,585	119,810	5 11 0	" Belgium -	2,699	1,206	3,905	1,173	
" Other Parts -	202	66	268	1,490	5 11 2	" France -	97,077	1,801	98,878	29,664	
	26,450	2,627	29,077	160,565		" Bahamas -	-	4,250	4,250	1,275	
" Manufactures of. See Account of "Other Articles."						" Other Parts -	2,770	-	2,770	831	
HAIR:							110,965	8,407	119,372	35,812	
Cow, Ox, Bull, or Elk:						HEMP:					
From Russia -	Cwts. 4,905	Cwts. -	Cwts. 4,905	£ 24,039	Per Cwt. £ s. d.	Dressed:					
" Hamburg -	12,197	429	12,626	61,908	} 4 18 4	From Russia -	Cwts. 40,364	Cwts. 8,700	Cwts. 49,064	£ 112,976	} 2 7 5
" Holland -	7,504	-	7,504	36,767		" Austrian Territories -	9,267	-	9,267	26,516	
" Belgium -	1,812	13	1,825	8,943		" Philippine I. -	-	5,171	5,171	10,859	
" France -	14,046	7,243	21,289	104,208	" Other Parts -	2,512	72	2,584	6,254		
" United States: N. Atlantic	1,525	47	1,572	7,736			52,143	13,943	66,086	156,605	
" Argentine Confederation -	1,086	274	1,360	6,642		Rough or Undressed:					
" Other Parts -	1,064	1,628	2,692	13,185		From Russia -	Cwts. 471,835	Cwts. 111,083	Cwts. 582,918	£ 905,770	Per Cwt. £ s. d. 1 11 1
	44,139	9,634	53,773	263,428		" Italy: Tuscany -	3,699	1,053	4,752	9,100	1 18 4
" Goats'. See WOOL.						" Austrian Territories -	145,530	4,502	150,032	280,820	1 17 5
" Horse:						" Philippine I. -	149,298	40,377	189,675	298,657	1 11 6
From Russia -	Cwts. 2,441	Cwts. -	Cwts. 2,441	£ 12,475	} 5 1 5	" United States: N. Atlantic					
" Hamburg -	1,693	830	2,523	12,738		Ports -	863	1,101	1,964	2,160	1 2 0
" Brazil -	1,814	728	2,542	12,834		" New Granada -	5,510	-	5,510	6,061	1 2 0
" Uruguay -	5,600	289	5,889	29,919		" St. Helena -	14,478	-	14,478	13,812	0 19 1
" Argentine Confederation -	6,315	168	6,483	32,993		" British India:					
" Other Parts -	961	239	1,200	5,979		Bombay and					
	18,824	2,254	21,078	106,938		Sinde -	8,510	-	8,510	9,278	1 1 10
<i>See also Account of "Other Articles."</i>						Madras -	448	-	448	337	0 15 2
						Bengal and Pegu -	6,312	-	6,312	6,329	1 0 1
						" Singapore and Eastn. Straits Settlements -	2,009	47	2,056	2,067	1 0 1
						" Other Parts -	6,956	2,660	9,616	13,191	1 7 5
							815,448	160,823	976,271	1,547,582	

PRINCIPAL ARTICLES AND COUNTRIES WHENCE IMPORTED (Cont ^d).	QUANTITIES IMPORTED.			COMPUTED REAL VALUE.		PRINCIPAL ARTICLES AND COUNTRIES WHENCE IMPORTED (Cont ^d).	QUANTITIES IMPORTED.			COMPUTED REAL VALUE.	
	In British Vessels.	In Foreign Vessels.	Total.	TOTAL IMPORTED.	AVERAGE PRICE FIXED FOR THE VALUE.		In British Vessels.	In Foreign Vessels.	Total.	TOTAL IMPORTED.	AVERAGE PRICE FIXED FOR THE VALUE.
HEMP (Cont^d):						HIDES (Cont^d):					
Tow or Codilla of Hemp:						Not Tanned, Tawed, Curried, or in any way Dressed (Cont^d):					
From Russia - -	Cwts. 2,260	Cwts. 2,687	Cwts. 4,947	£ 6,184	Per Cwt. £ s. d. 1 5 0	Wet:					
" France - -	2,259	-	2,259	2,825	1 5 0	From Denmark -	Cwts. 21,608	Cwts. 558	Cwts. 22,166	£ 40,986	Per Cwt. £ s. d. 1 17 0
" Italy: Tuscan	1,005	752	1,757	2,811	1 12 0	" Hamburg -	22,056	4,070	26,126	48,318	1 17 0
" Austrian Ter-						" Holland -	32,416	3,179	35,595	65,949	1 17 1
ritories -	11,350	-	11,350	18,160	1 12 0	" Belgium -	12,738	5,765	18,503	34,188	1 17 0
" Other Parts -	2,707	328	3,035	3,958	1 6 1	" France -	9,235	-	9,235	17,104	1 17 1
	19,581	3,767	23,348	33,938		" United States:					
						N. Atlantic					
" JUTE:						Ports -	13,417	3,915	17,332	30,626	1 15 4
From British India:	Cwts.	Cwts.	Cwts.	£	Per Cwt. £ s. d.	S. Atlantic					
Bombay and						Ports -	941	-	941	1,647	1 15 0
Sinde -	96,689	-	96,689	85,224	0 17 8	" Peru -	10,080	-	10,080	25,066	2 9 8
Bengal and						" Chili -	5,685	10,713	16,398	38,779	2 7 3
Pegu -	1,999,089	4,067	2,003,156	1,681,376	0 16 9	" Brazil -	89,874	48,090	137,964	330,102	2 7 10
" Other Parts -	7,568	1,529	9,097	8,392	0 18 5	" Uruguay -	67,889	36,159	104,048	249,449	2 7 11
	2,103,346	5,596	2,108,942	1,774,992		" Argentine Con-					
						federation -	89,881	14,772	104,653	254,202	2 8 7
" Jute Yarn:						" British Posses-					
From Hamburg -	Lbs. 45,164	Lbs. -	Lbs. 45,164	£ 1,108	-	sions in S.					
" France -	1,905,184	-	1,905,184	48,583	-	Africa -	10,602	88	10,690	20,182	1 17 9
" Other Parts -	7,536	120	7,656	68	-	" Australia -	138,664	-	138,664	244,393	1 15 3
	1,957,884	120	1,958,004	49,759		" Other Parts -	19,847	3,070	22,917	41,464	1 16 7
							544,933	130,379	675,312	1,442,455	
" Other Vegetable Sub-						Tanned, not otherwise					
stances of the nature						Dressed:					
and quality of Un-						From France -	Lbs. 171,417	Lbs. 4,560	Lbs. 175,977	£ 8,800	Per Lb. £ s. d. 0 1 0
dressed Hemp (ex-						" United States:					
cept Coir, Flax, and						N. Atlantic					
Jute):						Ports -	1,075,405	27,304	1,102,709	37,901	0 0 8½
From United States:	Cwts.	Cwts.	Cwts.	Declared Value. £		S. Atlantic					
N. Atlantic						Ports -	732	-	732	24	0 0 8
Ports -	-	854	854	1,300	-	" British India:					
" Mexico -	884	887	1,771	3,710	-	Bombay and					
" Other Parts -	725	-	725	1,347	-	Sinde -	12,462	-	12,462	545	0 0 10½
	1,609	1,741	3,350	6,357		Madras -	518,180	-	518,180	24,131	0 0 11
						Bengal and					
" COIR (FIBRE). See COIR.						Pegu -	15,257	-	15,257	670	0 0 10½
						" Australia -	1,837,322	130	1,837,452	68,369	0 0 9
						" British North					
						America -	293,795	-	293,795	9,859	0 0 8
						" Other Parts -	213,985	33,245	247,230	9,923	0 0 9½
							4,138,555	65,239	4,203,794	160,222	
HIDES, not Tanned, Tawed,						Tawed, Curried, or in					
Curried, or in any way						any way Dressed,					
Dressed:						not being Varnished,					
" Dry:						Japanned, or Ena-					
From Russia -	Cwts. 9,123	Cwts. 127	Cwts. 9,250	£ 45,325	Per Cwt. £ s. d. 4 18 0	melled:					
" Prussia -	2,526	576	3,102	15,200	4 18 0	From Hamburg -	Lbs. 116,311	Lbs. 24,207	Lbs. 140,518	£ 9,370	Per Lb. £ s. d. 0 1 4
" Hamburg -	6,785	587	7,372	36,125	4 18 0	" Holland -	206,449	39,136	245,585	16,373	0 1 4
" Holland -	8,933	388	9,321	45,674	4 18 0	" France -	1,854,583	21,672	1,876,255	156,356	0 1 8
" France -	8,459	497	8,956	43,884	4 18 0	" United States:					
" United States:						N. Atlantic					
N. Atlantic						Ports -	17,644	-	17,644	1,177	0 1 4
Ports -	1,077	2,055	3,132	8,620	2 15 1	" Other Parts -	76,715	22,181	98,896	5,714	0 1 2
" Central America	2,385	2,635	5,020	16,170	3 4 5		2,271,702	107,196	2,378,898	188,990	
" Chili -	7,885	-	7,885	24,752	3 2 9	Varnished, Japanned,					
" Brazil -	18,324	6,861	25,185	82,621	3 5 7	or Enamelled:					
" Uruguay -	3,500	4,384	7,884	25,978	3 5 11	From Hamburg -	Lbs. 42,402	Lbs. 3,510	Lbs. 45,912	£ 12,052	Per Lb. £ s. d. 0 5 3
" Argentine Con-						" Holland -	214,102	77,964	292,066	76,667	0 5 3
federation -	13,567	284	13,851	43,298	3 2 6	" France -	183,106	2,216	185,322	59,458	0 6 5
" Mauritius -	2,116	45	2,161	6,051	2 16 0	" Other Parts -	12,610	12,526	25,136	6,598	0 5 3
" British India:							452,220	96,216	548,436	154,775	
Bombay and						Muscovy or Russia, or					
Sinde -	1,991	-	1,991	7,533	3 15 8	Pieces thereof,					
Madras -	5,218	607	5,825	21,663	3 14 5	Tanned, Coloured,					
Bengal and						Shaved, or other-					
Pegu -	149,797	916	150,713	557,457	3 14 0	wise Dressed:					
" Singapore and						From Russia -	Lbs. 212,230	Lbs. -	Lbs. 212,230	£ 27,414	Per Lb. £ s. d. 0 2 7
Eastn. Straits						" Other Parts -	7,496	1,000	8,496	1,097	
Settlements -	13,294	1,628	14,922	55,608	3 14 6		219,726	1,000	220,726	28,511	
" Australia -	1,248	-	1,248	3,493	2 16 0	" Unenumerated. See					
" Other Parts -	12,774	2,159	14,933	57,350	3 16 10	Account of "Other					
	269,002	23,749	292,751	1,096,802		Articles."					

PRINCIPAL ARTICLES AND COUNTRIES WHENCE IMPORTED (Contd).	QUANTITIES IMPORTED.			COMPUTED REAL VALUE.		PRINCIPAL ARTICLES AND COUNTRIES WHENCE IMPORTED (Contd).	QUANTITIES IMPORTED.			COMPUTED REAL VALUE.	
	In British Vessels.	In Foreign Vessels.	Total.	TOTAL IMPORTED.	AVERAGE PRICE FIXED FOR THE VALUE.		In British Vessels.	In Foreign Vessels.	Total.	TOTAL IMPORTED.	AVERAGE PRICE FIXED FOR THE VALUE.
Hops:						INDIGO:					
From Hamburg -	Cwts. 8,135	Cwts. 625	Cwts. 8,760	£ 48,870	Per Cwt. £ s. d. 5 11 7	From French Possessions in India	Cwts. 613	-	Cwts. 613	£ 13,095	Per Cwt. £ s. d. 21 7 3
" Bremen -	2,405	7,910	10,315	58,303	5 13 1	" Philippine I. -	622	135	757	16,173	21 7 3
" Holland -	4,324	269	4,593	32,867	7 3 1	" St. Thomas -	159	-	159	4,231	26 12 2
" Belgium -	16,802	4,867	21,669	100,425	4 12 8	" United States:					
" France -	12,794	1,287	14,081	86,891	6 3 5	N. Atlantic					
" United States:						Ports -	118	82	200	4,318	21 11 9
N. Atlantic						" Mexico -	946	9	955	25,218	26 8 2
Ports -	16,934	5,482	22,416	127,970	5 14 2	" Centl. America	9,362	-	9,362	249,457	26 12 10
" Other Parts -	610	35	645	3,831	5 18 11	" New Granada	2,381	-	2,381	63,837	26 16 3
	62,004	20,475	82,479	459,157		" British India:					
						Bombay and					
						Sinde -	11	-	11	123	11 4 0
						Madras -	6,747	-	6,747	137,225	20 6 9
						Bengal and					
						Pegu -	44,176	-	44,176	1,459,927	33 1 0
						" Other Parts -	888	257	1,145	30,296	26 9 2
							66,023	483	66,506	2,003,900	
Horns, Buffalo:						IRON:					
From British India:	Tons.	Tons.	Tons.	£	Per Ton. £ s. d.	Iron Ore:					
Bombay and						From Sweden -	Tons. 878	Tons. 5,460	Tons. 6,338	£ 12,896	-
Sinde -	468	-	468	12,859	27 9 7	" Norway -	1,990	3,860	5,850	8,372	-
Madras -	522	-	522	14,242	27 5 8	" France -	6,828	12,654	19,477	12,765	-
Bengal and						" Spain -	24,318	12,803	37,121	29,476	-
Pegu -	190	50	240	6,557	27 6 5	" Italy: Tuscany	3,108	1,181	4,289	4,271	-
" Singapore and						" Algeria -	2,300	925	3,225	2,801	-
Eastn. Straits	80	16	96	2,621	27 6 0	" Other Parts -	676	1	677	1,910	-
Settlements -	32	8	40	962	24 1 0		40,093	36,884	76,977	72,491	
" Other Parts -											
	1,292	74	1,366	37,241		" Pig:					
						From Sweden -	Tons. 4,895	Tons. 2,389	Tons. 7,284	£ 43,704	Per Ton. £ s. d.
						" Holland -	592	115	707	4,242	
						" British India:					
						Bombay and					
						Sinde -	258	-	258	1,548	} 6 0 0
						Madras -	115	-	115	690	
						Bengal and					
						Pegu -	650	-	650	3,900	
						" British North					
						America -	1,213	-	1,213	7,278	
						" Other Parts -	1,119	34	1,153	6,918	
							8,842	2,538	11,380	68,280	
						Chromate of:					
						From Russia -	Tons. 8,402	Tons. 346	Tons. 8,748	£ 40,667	-
						" Turkey Proper	470	-	470	2,749	-
						" United States:					
						N. Atlantic					
						Ports -	37	10	47	330	-
						S. Atlantic					
						Ports -	83	-	83	432	-
						" Australia -	175	-	175	976	-
						" Other Parts -	2	154	156	932	-
							9,169	510	9,679	46,086	
						Unwrought, in Bars:					
						From Russia -	Tons. 1,665	Tons. 308	Tons. 1,973	£ 31,564	Per Ton. £ s. d.
						" Sweden -	17,481	27,535	45,016	502,350	16 0 0
						" Holland -	920	296	1,216	13,604	11 3 2
						" Belgium -	1,546	44	1,590	17,841	11 3 9
						" British North					
						America -	973	-	973	10,893	11 4 5
						" Other Parts -	392	297	696	7,830	11 3 11
							22,984	28,480	51,464	584,082	11 5 0
						STEEL:					
						Unwrought:					
						From Sweden -	Tons. 2,773	Tons. 1,567	Tons. 4,340	£ 64,253	Per Ton. £ s. d.
						" Holland -	1,919	75	1,994	29,833	14 16 1
						" Other Parts -	320	123	443	6,610	14 19 3
							5,012	1,765	6,777	100,696	14 18 5
Horses. See ANIMALS.											
ICE:											
From Norway -	Tons. 10,496	Tons. 28,109	Tons. 38,605	£ 34,746	Per Ton. £ s. d. 0 18 0						
" Other Parts -	90	-	90	81							
	10,586	28,109	38,695	34,827							

See also Account of "Other Articles."

PRINCIPAL ARTICLES AND COUNTRIES WHENCE IMPORTED (Cont ^d).	QUANTITIES IMPORTED.			COMPUTED REAL VALUE.		PRINCIPAL ARTICLES AND COUNTRIES WHENCE IMPORTED (Cont ^d).	QUANTITIES IMPORTED.			COMPUTED REAL VALUE.	
	In British Vessels.	In Foreign Vessels.	Total.	TOTAL IMPORTED.	AVERAGE PRICE FIXED FOR THE VALUE.		In British Vessels.	In Foreign Vessels.	Total.	TOTAL IMPORTED.	AVERAGE PRICE FIXED FOR THE VALUE.
IRON and STEEL :						LACE (Cont^d) :					
Wrought or Manufactured :				Declared Value.		Pillow Lace of Thread or Cotton :	Value.	Value.	Value.	Declared Value.	
From Russia -	Cwts. 1,453	Cwts. 740	Cwts. 2,193	£ 1,728	-	From Belgium -	£ 4,898	£ 69,782	£ 74,680	£ 74,680	-
" Sweden -	1,149	4,142	5,291	4,599	-	" France -	1,795	1,902	3,697	3,697	-
" Hamburg -	7,263	402	7,665	14,478	-	" Other Parts -	314	170	484	484	-
" Bremen -	47	2,998	3,045	8,447	-		7,007	71,854	78,861	78,861	
" Holland -	44,493	5,664	50,157	89,092	-	" Pillow Lace of Silk :	Value.	Value.	Value.	Declared Value.	
" Belgium -	203,214	11,054	214,268	128,059	-	From Belgium -	£ 7,034	£ 2,479	£ 9,513	£ 9,513	-
" France -	17,094	2,536	19,630	57,069	-	" France -	6,815	160	6,975	6,975	-
" United States :						" Other Parts -	2,038	329	2,367	2,367	-
N. Atlantic							15,887	2,968	18,855	18,855	
Ports -	9,163	2,854	12,017	65,462	-	" Machine or Imitation				Declared Value.	
" British West						Lace not made by	Value.	Value.	Value.	Declared Value.	
India Islands	6,342	295	6,637	5,863	-	the Hand :	£ 61,083	£ 7,537	£ 68,620	£ 68,620	-
" Other Parts -	6,761	2,189	8,950	16,899	-	From France -	658	456	1,114	1,114	-
	296,979	32,874	329,853	391,696		" Other Parts -					-
							61,741	7,993	69,734	69,734	
ISINGLASS :	Cwts.	Cwts.	Cwts.	£	Per Cwt.	LARD :					Per Cwt.
From Russia -	716	3	719	32,236	44 17 0	From Hamburg -	Cwts. 20,498	Cwts. 1,146	Cwts. 21,644	£ 83,885	3 17 6
" Hamburg -	108	13	121	5,789	47 16 10	" France -	7,641	283	7,924	29,978	3 15 8
" Brazil -	477	103	580	12,409	21 7 11	" Italy : Tuscany	8,845	167	9,012	31,629	3 10 2
" British India :						" Austrian Ter-	14,745	-	14,745	52,924	3 11 1
Bombay and						ritories -					
Sinde -	606	-	606	10,751	17 14 10	" United States :					
Madras -	18	-	18	309	16 16 0	N. Atlantic					
Bengal and						Ports -	59,788	14,789	74,577	236,149	3 3 4
Pegu -	27	-	27	456	16 17 9	" Other Parts -	8,540	456	8,996	33,833	3 15 3
" Singapore and							120,057	16,841	136,898	468,398	
Eastn. Straits						LEAD :					
Settlements -	321	138	459	8,143	17 14 10	Ore :	Tons.	Tons.	Tons.	£	Per Ton.
" British Guiana	64	5	69	1,242	18 0 0	From Portugal -	118	29	147	1,620	10 18 8
" Other Parts -	137	28	165	4,421	26 15 11	" Spain -	-	235	235	2,578	
	2,474	290	2,764	75,756		" Italy : Sardinian	3,750	404	4,154	45,336	
						States	710	-	710	7,800	
IVORY. See TEETH, ELE-						" Australia -	222	116	338	3,709	
PHANTS'.						" Other Parts -					
							4,800	784	5,584	61,043	
JALAP :	Lbs.	Lbs.	Lbs.	£	Per Lb.	" Pig and Sheet :					Per Ton.
From France -	4,725	1,000	5,725	1,185	0 4 5	From Holland -	Tons. 1,303	Tons. 1,143	Tons. 2,446	£ 46,862	19 3 2
" Mexico -	156,630	304	156,934	35,021		" Belgium -	1,676	564	2,240	42,776	19 1 11
" Other Parts -	4,102	-	4,102	824		" Spain -	23,755	3,719	27,474	529,103	19 5 2
	165,457	1,304	166,761	37,030		" Gibraltar -	1,538	-	1,538	29,226	19 0 0
						" Other Parts -	966	239	1,205	22,727	18 17 3
							29,238	5,665	34,903	670,694	
JEWELLERY, not otherwise	Value.	Value.	Value.	Declared Value.		<i>See also Account of "Other</i>					
enumerated :	£	£	£	£		<i>Articles."</i>					
From Hamburg -	4,131	295	4,426	4,426	-	LEAD, BLACK. See PLUM-					
" Belgium -	871	26,412	27,283	27,283	-	BAGO.					
" France -	34,172	15,953	50,125	50,125	-	LEATHER, UNWROUGHT. See					
" Other Parts -	6,057	90	6,147	6,147	-	HIDES.					
	45,231	42,750	87,981	87,981		LEATHER MANUFACTURES :					
JUTE and JUTE YARN. See						Women's Boots and					Per Pair.
HEMP.						Shoes:	Pairs.	Pairs.	Pairs.	£	£ s. d.
LAC DYE. See GUM.						From France -	89,222	180	89,472	13,981	0 3 2
LACE :						" Other Parts -	19,620	3,984	23,604	3,963	
Mohair or Worsted :	Lbs.	Lbs.	Lbs.	£	Per Lb.		108,912	4,164	113,076	17,944	
From Holland -	500	-	500	250	0 10 0						
" Other Parts -	11	-	11	6							
	511	-	511	256							

GENERAL IMPORTS.
(ARTICLES FREE OF DUTY.)

PRINCIPAL ARTICLES AND COUNTRIES WHENCE IMPORTED (Cont ^d).	QUANTITIES IMPORTED.			COMPUTED REAL VALUE.		PRINCIPAL ARTICLES AND COUNTRIES WHENCE IMPORTED (Cont ^d).	QUANTITIES IMPORTED.			COMPUTED REAL VALUE.		
	In British Vessels.	In Foreign Vessels.	Total.	TOTAL IMPORTED.	AVERAGE PRICE FIXED FOR THE VALUE.		In British Vessels.	In Foreign Vessels.	Total.	TOTAL IMPORTED.	AVERAGE PRICE FIXED FOR THE VALUE.	
LEATHER MANUFACTURES (Cont^d):						LINEN MANUFACTURES:						
Men's Boots and Shoes:	Pairs.	Pairs.	Pairs.	£	Per Pair. £ s. d.	Cambric and French Lawns, including Bordered Handkerchiefs:	Square Yards.	Square Yards.	Square Yards.	£	Per Square Yard. £ s. d.	
From Holland -	16,068	1,584	17,652	6,570	} 0 7 7	From France -	51,951	50	52,001	8,451	} 0 3 3	
" France -	80,220	1,860	82,080	29,913		" Other Parts -	153	400	553	90		
" Cuba -	-	58,716	58,716	23,768								
" Bahamas -	30,360	4,872	35,232	12,745								
" Other Parts -	18,888	840	19,728	7,682								
	145,536	67,872	213,408	80,678			52,104	450	52,554	8,541		
" Children's Boots and Shoes:	Pairs.	Pairs.	Pairs.	£	Per Pair. £ s. d.	" Damask and Damask Diaper:	Square Yards.	Square Yards.	Square Yards.	£	Per Square Yard. £ s. d.	
From Belgium -	480	-	480	60	} 0 2 6	From Hamburg -	1,174	1,000	2,174	327	} 0 3 0	
" France -	240	-	240	30		" France -	1,100	54	1,154	173		
" Other Parts -	336	24	360	46		" Other Parts -	400	-	400	60		
	1,056	24	1,080	136			2,674	1,054	3,728	560		
" Boot Fronts:	Pairs.	Pairs.	Pairs.	£	Per Pair. £ s. d.	" Sails and Sailcloth:	Square Yards.	Square Yards.	Square Yards.	£	Per Square Yard. £ s. d.	
From France -	45,192	1,044	46,236	5,934	} 0 2 7	From Russia -	111,774	840	112,614	5,631	} 0 1 0	
" Other Parts -	12	-	12	1		" Norway -	5,540	3,800	9,340	467		
	45,204	1,044	46,248	5,935		" Hamburg -	1,255	6,000	7,255	363		
" Gloves:	Pairs.	Pairs.	Pairs.	£	Per Pair. £ s. d.	" Bremen -	120	13,060	13,180	659		
From Belgium -	203,004	190,044	393,048	42,580	} 0 2 2	" Holland -	9,288	1,798	11,086	554		
" France -	8,781,492	96	8,781,588	951,339		" Belgium -	9,707	1,160	10,867	543		
" Other Parts -	38,904	1,872	40,776	4,419		" France -	155,409	1,420	156,829	7,841		
	9,023,400	192,012	9,215,412	998,338		" Other Parts -	13,032	2,755	15,787	790		
" Manufactures of Leather, or whereof Leather is the most valuable Part, Unenumerated:	Value. £	Value. £	Value. £	Declared Value. £			306,125	30,833	336,958	16,848		
From Hamburg -	3,551	670	4,221	4,221		" Not separately specified:	Value. £	Value. £	Value. £	Declared Value. £		
" Holland -	39,218	742	39,960	39,960		From Russia -	71,561	7	71,568	71,568	-	
" Belgium -	7,665	2,682	10,347	10,347		" Hamburg -	8,099	3,379	11,478	11,478	-	
" France -	55,893	162	56,055	56,055		" Holland -	2,545	647	3,192	3,192	-	
" Other Parts -	2,710	2,870	5,580	5,580		" Belgium -	14,048	3,130	17,178	17,178	-	
	109,037	7,126	116,163	116,163		" France -	11,712	509	12,221	12,221	-	
" LEBECRES:	Value. £	Value. £	Value. £	Declared Value. £		" Other Parts -	9,325	2,193	11,518	11,518	-	
From France -	12,195	-	12,195	12,195			117,290	9,865	127,155	127,155		
" Other Parts -	1,043	76	1,119	1,119		LIQUORICE:						
	13,238	76	13,314	13,314		Paste:	Cwts.	Cwts.	Cwts.	£	Per Cwt. £ s. d.	
" LINEN YARN (including Linen Yarn Waste):	Lbs.	Lbs.	Lbs.	Declared Value. £		From Spain -	201	502	703	1,582	2 5 0	
From Russia -	185,412	23,521	208,933	5,155		" Italy: Naples & Sicily	3,157	-	3,157	7,104	2 5 0	
" Norway -	15	16,700	16,715	1,401		" Turkey Proper	13,927	-	13,927	13,927	1 0 0	
" Prussia -	2,020	6,245	8,265	646		" Other Parts -	1,411	17	1,428	3,213	2 5 0	
" Hamburg -	17,744	675	18,419	1,430			18,696	519	19,215	25,826		
" Holland -	16,183	1,600	17,783	878		" Juice:	Cwts.	Cwts.	Cwts.	£	Per Cwt. £ s. d.	
" Belgium -	52,726	3,830	56,556	3,527		From France -	2,915	175	2,990	9,719	3 5 0	
" France -	863,994	19,100	883,094	62,937		" Italy: Naples & Sicily	4,620	-	4,620	23,100	5 0 0	
" Other Parts -	6,175	540	6,715	529		" Other Parts -	403	58	461	1,723	3 14 9	
	1,144,269	72,211	1,216,480	76,503			7,938	133	8,071	34,542		
(JUTE YARN. See JUTE.)						" MACCARONI and VERMICELLI. See Account of Articles Subject to Duty.						
						" Madder:	Cwts.	Cwts.	Cwts.	£	Per Cwt. £ s. d.	
						From Holland -	7,131	1,285	8,416	18,936	2 5 0	
						" France -	71,077	2,746	73,823	175,330	2 7 6	
						" Spain -	1,953	1,773	3,726	6,718	1 16 1	
						" Other Parts -	2,068	-	2,068	4,877	2 7 4	
							82,229	5,804	88,033	205,861		

PRINCIPAL ARTICLES AND COUNTRIES WHENCE IMPORTED (Cont'd).	QUANTITIES IMPORTED.			COMPUTED REAL VALUE.		PRINCIPAL ARTICLES AND COUNTRIES WHENCE IMPORTED (Cont'd).	QUANTITIES IMPORTED.			COMPUTED REAL VALUE.	
	In British Vessels.	In Foreign Vessels.	Total.	TOTAL IMPORTED.	AVERAGE PRICE FIXED FOR THE VALUE.		In British Vessels.	In Foreign Vessels.	Total.	TOTAL IMPORTED.	AVERAGE PRICE FIXED FOR THE VALUE.
MADDER (Cont'd):											
Root:											
From France -	Cwts. 5,766	Cwts. 400	Cwts. 6,166	£ 13,512	Per Cwt. £ 2 3 10	MOTHER OF PEARL SHELLS:					
" Italy: Naples -	41,236	5,209	46,445	73,131	1 11 6	From Hamburg -	Cwts. 441	Cwts. 207	Cwts. 648	£ 618	-
" Greece -	869	1,729	2,598	5,719	2 4 0	" Holland -	953	-	953	4,116	-
" Turkey Proper	88,269	-	88,269	197,704	2 4 9	" France -	3,915	-	3,915	5,581	-
" British India:						" Philippine I. -	2,389	490	2,879	6,900	-
Bombay and						" Islands in the					
Sinde -	413	324	737	983	1 6 8	Pacific -	1,723	-	1,723	4,235	-
" Other Parts -	3,231	36	3,267	7,044	2 3 1	" New Granada -	9,250	4,876	14,126	14,192	-
	139,784	7,698	147,482	298,093		" British India:					
						Bombay and	2,129	-	2,129	3,767	-
						Sinde -	812	77	889	3,254	-
						" Other Parts -					
" Munjeet:							21,612	5,650	27,262	42,663	
From British India:											
Bombay and	Cwts. 1,349	Cwts. -	Cwts. 1,349	£ 1,772	Per Cwt. £ 1 5 8	MUSICAL INSTRUMENTS:					
Bengal and						Musical Boxes:					
Pegu -	389	-	389	465		From Holland -	Number. 3,869	Number. 84	Number. 3,953	£ 21,671	-
" Other Parts -	-	99	99	119		" Belgium -	668	334	1,002	857	-
	1,738	99	1,837	2,356		" France -	2,802	-	2,802	7,592	-
						" Other Parts -	95	3	98	264	-
" Garancine:							7,434	421	7,855	30,384	
From Holland -	Cwts. 11,156	Cwts. 3,293	Cwts. 14,449	£ 101,143	Per Cwt. £ 7 0 0						
" France -	18,618	410	19,028	133,196		" Pianofortes:					
" Other Parts -	94	-	94	658		From France -	Number. 2,281	Number. 1	Number. 2,282	£ 59,497	-
	29,868	3,703	33,571	234,997		" Other Parts -	140	33	173	7,205	-
							2,421	34	2,455	66,702	
MANGANESE ORE:											
From Holland -	Tons. 18,261	Tons. 4,267	Tons. 22,528	£ 78,848	Per Ton. £ 3 10 0	" Harmoniums and Sera-					
" Spain -	17,909	3,447	21,356	78,058	3 13 1	phines:					
" Other Parts -	2,469	125	2,594	8,988	3 9 4	From France -	Number. 2,700	Number. 1	Number. 2,701	£ 67,266	-
	38,639	7,839	46,478	165,894		" Other Parts -	65	2	67	1,047	-
							2,765	3	2,768	68,313	
MARBLE. See STONE.											
MATCHES. See "LUCIFERS, &c." in Account of "Other Articles."						" Not otherwise enumerated:					
MEAL and FLOUR. See CORN in Account of Articles Subject to Duty, p. 91.						From Hamburg -	Value. £ 16,838	Value. £ 3,750	Value. £ 20,588	£ 20,588	-
METAL:						" Bremen -	1,655	23,521	25,176	25,176	-
Leaf, not Gold:						" Holland -	1,163	82	1,245	1,245	-
From Hamburg -	Packets of 250 Leaves. 66,147	Packets of 250 Leaves. 1,000	Packets of 250 Leaves. 67,147	£ 5,037	Per Packet. £ 0 1 6	" Belgium -	1,787	1,186	2,973	2,973	-
" Holland -	48,970	14,245	63,215	4,741		" France -	27,956	-	27,956	27,956	-
" Belgium -	22,533	2,300	24,833	1,862		" Other Parts -	465	11	476	476	-
" Other Parts -	4,416	170	4,586	344			49,864	28,550	78,414	78,414	
	142,066	17,715	159,781	11,984							
						NAPHTHA:					
GOLD LEAF. See "Other Articles."						From Russia -	Gallons. 3,000	Gallons. -	Gallons. 3,000	£ 413	Per Gallon. £ 2 10
" Old (other than Iron, Copper, and Brass), fit only for re-manufacture:						" Holland -	1,860	915	2,775	382	
From Sweden -	Tons. 11	Tons. 92	Tons. 103	£ 5,780		" Belgium -	2,040	6,076	8,116	1,143	
" Hamburg -	236	74	310	17,055		" France -	16,513	1,747	18,260	2,543	
" Bremen -	12	215	227	14,805		" United States:					
" Holland -	85	1	86	3,550		N. Atlantic					
" Belgium -	99	11	110	5,735		Ports -	176,499	29,703	206,202	28,951	
" Australia -	76	-	76	4,133		" Other Parts -	7	-	7	1	
" Other Parts -	198	33	231	11,070			199,919	38,441	238,360	33,433	
	717	426	1,143	62,128							
						NICKEL, ORE OF:					
MINERAL WATER. See WATER.						From Norway -	Tons. 423	Tons. 1,551	Tons. 1,974	£ 11,128	-
MOLASSES. See SUGAR.						" United States:					
						N. Atlantic					
						Ports -	450	-	450	5,990	-
						" Other Parts -	92	-	92	2,656	-
							965	1,551	2,516	19,774	

GENERAL IMPORTS.
(ARTICLES FREE OF DUTY.)

PRINCIPAL ARTICLES AND COUNTRIES WHENCE IMPORTED (Cont ^d).	QUANTITIES IMPORTED.			COMPUTED REAL VALUE.		PRINCIPAL ARTICLES AND COUNTRIES WHENCE IMPORTED (Cont ^d).	QUANTITIES IMPORTED.			COMPUTED REAL VALUE.	
	In British Vessels.	In Foreign Vessels.	Total.	TOTAL IMPORTED.	AVERAGE PRICE FIXED FOR THE VALUE.		In British Vessels.	In Foreign Vessels.	Total.	TOTAL IMPORTED.	AVERAGE PRICE FIXED FOR THE VALUE.
NITRE, CUBIC:					Per Cwt. £ s. d.	OIL (Cont^d):					Per Tun. £ s. d.
From France -	Cwts. 9,103	Cwts. -	Cwts. 9,103	£ 5,930	} 0 13 0	Fish: Cod Liver:					
" United States: N. Atlantic Ports -	10,796	-	10,796	6,837		From Norway -	Tuns. 36	Tuns. 60	Tuns. 96	£ 6,400	£ 66 11 7
" Peru -	860,179	112,478	972,657	633,645		" Hamburg -	34	41	75	5,459	71 16 7
" Chili -	27,734	-	27,734	17,334		" Holland -	103	15	118	8,888	75 0 5
" Other Parts -	76	17	93	61		" United States: N. Atlantic Ports -	46	-	46	5,352	116 7 0
	907,888	112,495	1,020,383	663,807		" Channel Islands -	58	-	58	3,943	68 0 0
NUTS and KERNELS, commonly used for expressing Oil:						" British North America -	278	-	278	21,360	76 16 8
" Ground Nuts:	Tons.	Tons.	Tons.	£	Per Ton. £ s. d.	" Other Parts -	23	10	33	3,031	91 17 0
From Portuguese Possessions in Western Africa -	298	-	298	3,936	13 4 2		578	126	704	54,433	
" French Possessions in India -	22	-	22	282	12 16 6	Train or Blubber:					Per Tun. £ s. d.
" British Possessions on the River Gambia -	982	138	1,120	15,275	13 12 9	From Norway -	Tuns. 60	Tuns. 198	Tuns. 258	£ 11,769	£ 45 12 5
" Sierra Leone -	244	-	244	3,183	13 0 11	" Denmark and Iceland -	76	148	224	10,108	45 2 6
" British Possessions on the Gold Coast -	17	-	17	223	13 2 6	" Hamburg -	409	-	409	19,008	46 9 6
" British India: Madras -	233	-	233	3,576	15 7 0	" Holland -	188	-	188	8,528	45 7 3
" Other Parts -	5	-	5	65	13 0 0	" Portugal -	117	68	185	8,208	44 7 4
	1,801	138	1,939	26,540		" Japan -	52	-	52	2,347	45 3 0
Unenumerated:				Declared Value.		" United States: N. Atlantic Ports -	73	32	105	4,692	44 13 9
From Western Coast of Africa -	844	-	844	7,145	-	" Northern Whale Fishery -	2,157	-	2,157	98,035	45 9 0
" British Possessions on the Gold Coast -	553	-	553	6,638	-	" Channel Islands -	261	-	261	11,830	45 6 6
" Sierra Leone -	1,441	-	1,441	10,948	-	" British Possessions in South Africa -	64	-	64	2,795	43 13 5
" Other Parts -	182	-	182	1,702	-	" British India: Bombay and Sind -	30	-	30	1,044	34 16 0
	3,020	-	3,020	26,433		" Madras -	943	-	943	29,771	31 11 5
NUTS used as FRUIT. See FRUIT.						" British North America -	4,388	296	4,684	214,357	45 15 3
OIL, Castor:						" Falkland I. -	171	-	171	7,925	46 6 11
From British India:	Cwts.	Cwts.	Cwts.	£	Per Cwt. £ s. d.	" Other Parts -	127	147	274	12,518	45 13 9
From Bombay and Sind -	35	-	35	90	2 11 4		9,116	889	10,005	442,935	
" Madras -	3,332	-	3,332	8,362	2 10 2	Spermaceti, or Head Matter:					Per Tun. £ s. d.
" Bengal and Pegu -	15,646	-	15,646	40,927	2 12 4	From Iceland, the Faroe Islands and Greenland -	Tuns. 50	-	Tuns. 50	£ 5,850	£ 117 0 0
" Other Parts -	1,150	-	1,150	3,280	2 17 0	" United States: N. Atlantic Ports -	1,117	483	1,600	160,986	100 12 4
	20,163	-	20,163	52,659		" British Possessions in South Africa -	8	-	8	718	89 14 0
Chemical, Essential, and Perfumed, of all Kinds:					Per Lb. £ s. d.	" British India: Madras -	87	-	87	9,090	104 11 6
From Hamburg -	Lbs. 12,508	Lbs. 2,662	Lbs. 15,170	£ 3,467	0 4 7	" Australia -	542	-	542	57,386	105 17 7
" France -	68,700	4,816	73,516	26,978	0 7 4	" Falkland I. -	21	-	21	1,890	90 0 0
" Italy: Sicily -	155,737	120	155,857	66,248	0 8 6	" Other Parts -	45	85	130	12,762	98 3 5
" Turkey Proper -	1,076	-	1,076	14,734	13 14 1		1,870	568	2,438	248,690	
" China -	35,031	10,212	45,243	15,351	0 6 9	Cocoa-nut:					Per Cwt. £ s. d.
" United States: N. Atlantic Ports -	15,157	5,940	21,097	13,712	0 13 0	From Islands in the Pacific -	Cwts. 2,186	Cwts. -	Cwts. 2,186	£ 4,609	£ 2 2 2
" Ceylon -	55,757	295	56,052	19,675	0 7 0	" Chili -	1,860	4,161	6,021	11,256	1 17 5
" Other Parts -	30,844	1,561	32,405	9,990	0 6 2	" Philippine I. -	2,985	525	3,510	6,569	1 17 5
	374,810	25,606	400,416	170,155							

PRINCIPAL ARTICLES AND COUNTRIES WHENCE IMPORTED. (Cont ^d).	QUANTITIES IMPORTED.			COMPUTED REAL VALUE.		PRINCIPAL ARTICLES AND COUNTRIES WHENCE IMPORTED. (Cont ^d).	QUANTITIES IMPORTED.			COMPUTED REAL VALUE.	
	In British Vessels.	In Foreign Vessels.	Total.	TOTAL IMPORTED.	AVERAGE PRICE FIXED FOR THE VALUE.		In British Vessels.	In Foreign Vessels.	Total.	TOTAL IMPORTED.	AVERAGE PRICE FIXED FOR THE VALUE.
OIL (Cont^d):						OIL (Cont^d):					
Cocoa-nut (Cont ^d):						Rock (or Petroleum)					
From British India:						Unrefined (Cont ^d):					
Bombay and						From Wallachia and	Tuns.	Tuns.	Tuns.	£	Per Tun.
Sinde -	5	-	5	11	2 5 0	Moldavia -	548	-	548	10,048	18 6 9
Madras -	51,736	3,366	55,102	128,274	2 6 7	" United States:					
Bengal and						N. Atlantic					
Pegu -	1,146	-	1,146	2,454	2 2 10	Ports -	2,015	321	2,336	50,385	21 11 0
" Ceylon -	94,913	1,595	96,508	204,879	2 2 6	S. Atlantic					
" Australia -	24,854	-	24,854	51,280	2 1 3	Ports -	98	-	98	1,651	16 16 10
" Other Parts -	868	28	896	1,928	2 3 0	" British India:					
	180,553	9,675	190,228	411,260		Bengal and					
" Olive:						Pegu -	599	818	1,417	28,623	20 4 0
From France -	Tuns. 530	Tuns. 47	Tuns. 577	£ 29,135	Per Tun. 50 9 11	" Other Parts -	17	-	17	334	19 13 0
" Portugal -	1,066	27	1,093	57,185	52 6 5		3,992	1,670	5,662	113,828	
" Spain -	6,374	5,545	11,919	621,446	52 2 9	" " Refined:					
" Italy: Sardinian						From Russia -	Gallons. 31,920	Gallons. 73,849	Gallons. 105,769	£ 17,356	Per Gallon. 0 3 3½
States -	276	206	482	24,663	51 3 4	" Holland -	2,174	-	2,174	219	0 2 0½
Tuscany	2,238	893	3,131	187,035	59 14 9	" Belgium -	15,302	38	15,340	2,138	0 2 9½
Papal						" France -	-	1,689	1,689	276	0 3 3½
Territory	368	-	368	20,113	54 13 1	" United States:					
Naples &						N. Atlantic					
Sicily -	7,374	1,506	8,880	469,630	52 17 9	Ports -	886,972	846,076	1,733,048	263,251	0 3 0½
" Greece: Ionian						S. Atlantic					
Islands	1,359	111	1,470	73,097	49 14 6	Ports -	225,419	28,371	253,790	32,769	0 2 7
" Morocco -	3,489	113	3,602	177,698	49 6 8	" Other Parts -	271	750	1,021	162	0 3 2½
" Malta -	126	-	126	6,806	54 0 4		1,162,058	950,773	2,112,831	316,171	
" Other Parts -	284	73	357	18,044	50 10 10	OIL NUTS. See NUTS.					
	23,484	8,521	32,005	1,684,852		OIL SEED CAKE:					
" Palm:						Cotton Seed:					
From Fernando Po-	Cwts. 6,481	Cwts. -	Cwts. 6,481	£ 12,332	Per Cwt. 1 16 4	From Holland -	Tons. 1,066	Tons. 79	Tons. 1,145	£ 6,045	Per Ton. 5 5 7
" Portuguese Pos-						" Belgium -	7,591	2,863	10,454	54,321	5 3 11
" sessions in						" France -	2,556	204	2,760	13,913	5 0 10
" W. Africa -	12,687	-	12,687	22,507		" Egypt -	999	497	1,496	7,759	5 3 9
" Western Coast						" Other Parts -	139	66	205	975	4 15 1
" of Africa, not							12,351	3,709	16,060	83,013	
" particularly	625,677	6,374	632,051	1,153,037		" Linseed:					
" designated -	2,506	1,528	4,034	7,069		From Russia -	Tons. 2,033	Tons. 2,959	Tons. 4,992	£ 40,547	Per Ton. 8 2 5
" Brazil -	16,941	-	16,941	29,633		" Sweden -	717	143	860	6,913	8 0 9
" Sierra Leone -						" Norway -	290	841	1,131	9,398	8 6 2
" British Posses-	101,070	24,665	125,735	224,387		" Denmark -	1,005	1,398	2,403	19,412	8 1 7
" sions on the	664	131	795	1,444		" Schleswig and					
" Gold Coast -						" Holstein -	-	381	381	3,127	8 4 1
" Other Parts -						" Prussia -	1,197	3,483	4,680	37,853	8 1 9
	766,026	32,698	798,724	1,450,409		" Hamburg -	1,162	880	2,042	16,685	8 3 5
" Seed Oil, of all Kinds:						" France -	11,893	7,191	19,084	171,284	8 19 6
From Prussia -	Tuns. 741	Tuns. 95	Tuns. 836	£ 39,790	Per Tun. 47 10 11	" Italy: Sardinian					
" Hamburg -	1,961	62	2,023	99,106	48 19 10	" States -	405	70	475	4,338	9 2 8
" Holland -	2,933	1,091	4,024	190,856	47 8 7	" Tuscany	153	71	224	2,000	8 18 7
" Belgium -	313	176	489	24,017	49 2 4	" Naples &					
" France -	4,332	338	4,670	215,034	46 0 11	" Sicily -	200	-	200	1,738	8 13 10
" Portugal -	404	2	406	12,940	31 17 5	" Egypt -	376	-	376	3,163	8 8 3
" Other Parts -	315	48	363	13,926	38 7 3	" United States:					
	10,999	1,812	12,811	595,669		N. Atlantic					
" Turpentine (Oil or Spirit						Ports -	11,416	21,687	33,103	325,965	9 16 11
of):						S. Atlantic					
From Prussia -	Cwts. 1,958	Cwts. 332	Cwts. 2,290	£ 3,862	Per Cwt. 1 13 10	Ports -	132	27	159	1,576	9 18 3
" Hamburg -	2,000	82	2,082	4,402	2 2 4	" British North					
" France -	83,520	21,195	104,715	264,274	2 10 6	" America -	1,269	150	1,419	13,039	9 16 6
" Greece -	1,084	1,216	2,300	7,586	3 5 11	" Other Parts -	772	408	1,180	10,233	8 13 5
" Other Parts -	352	390	742	2,120	2 17 2		33,020	39,689	72,709	668,171	
	88,914	23,215	112,129	282,244		" Rapeseed:					
" Rock (or Petroleum):						From Denmark -	Tons. 601	Tons. 570	Tons. 1,171	£ 6,484	Per Ton. 5 10 9
Unrefined:						" Schleswig and					
From Russia -	Tuns. 1	Tuns. 116	Tuns. 117	£ 2,226	Per Tun. 19 0 6	" Holstein -	273	1,108	1,381	7,697	5 11 6
" Hamburg -	298	194	492	8,962	18 4 4	" Hanover -	5	920	925	5,142	5 11 2
" Holland -	6	216	222	4,526	20 7 9	" Hamburg -	297	460	757	4,189	5 10 8
" Belgium -	104	-	104	1,815	17 9 0	" France -	797	252	1,049	5,868	5 11 11
" France -	306	5	311	5,308	17 1 4	" Other Parts -	423	286	709	3,959	5 11 8
							2,396	3,596	5,992	33,339	

PRINCIPAL ARTICLES AND COUNTRIES WHENCE IMPORTED. (Cont ^d).	QUANTITIES IMPORTED.			COMPUTED REAL VALUE.		AVERAGE PRICE FIXED FOR THE VALUE.						
	In British Vessels.	In Foreign Vessels.	Total.	TOTAL IMPORTED.	£							
OIL SEED CAKE (Cont^d):												
Unenumerated:						Per Ton.						
From Hanover -	Tons. 133	Tons. 100	Tons. 233	£ 1,162	4 19 9							
" Hamburg -	957	368	1,325	6,602	4 19 8							
" Belgium -	175	114	289	1,431	4 19 0							
" France -	7,735	4,407	12,142	60,027	4 18 10							
" Italy: Naples -	-	215	215	1,048	4 17 6							
" Other Parts -	471	526	997	4,989	5 0 1							
	9,471	5,730	15,201	75,259								
OLIBANUM:						Per Cwt.						
From British India:						£ s. d.						
Bombay and Sinde -	Cwts. 9,976	-	9,976	28,270	2 16 8							
Madras -	20	-	20	55	2 15 0							
" Other Parts -	533	-	533	1,511	2 16 8							
	10,529	-	10,529	29,836								
ONIONS:						Per Bushel.						
From Holland -	Bushels. 149,081	Bushels. 35,334	Bushels. 184,415	£ 36,883	0 4 0							
" Belgium -	92,118	-	92,118	18,424	0 4 0							
" France -	102,616	51,566	154,182	30,836	0 4 0							
" Portugal -	68,588	14,442	83,030	29,236	0 7 1							
" Spain -	4,414	2,874	7,288	2,557	0 7 0							
" Other Parts -	8,133	226	8,359	2,980	0 7 2							
	424,950	104,442	529,392	120,916								
" In Salt and Water:						Per Gallon.						
From Holland -	Gallons. 8,790	Gallons. 2,808	Gallons. 11,598	£ 1,300	0 2 2 1/2							
OPIUM:						Per Lb.						
From Turkey Proper -	Lbs. 394,313	Lbs. -	Lbs. 394,313	£ 284,006	0 14 5							
" Other Parts -	7,118	140	7,258	3,392	0 9 4							
	401,431	140	401,571	287,398								
ORCHAL:						Per Cwt.						
From France -	Cwts. 1,513	Cwts. 44	Cwts. 1,557	£ 2,682	1 14 5							
" Portugal -	4,710	1,527	6,237	10,719	1 14 4							
" Eastern Coast of Africa -	11,870	-	11,870	20,476	1 14 6							
" New Granada -	4,376	-	4,376	8,144	1 17 3							
" Ecuador -	983	1,476	2,459	3,935	1 12 0							
" British India: Bombay and Sinde -	7,202	-	7,202	11,162	1 11 0							
" Other Parts -	487	110	597	1,008	1 13 9							
	31,141	3,157	34,298	58,126								
PAPER:						Per Cwt.						
For Printing or Writing:						£ s. d.						
From Hamburg -	Cwts. 2,258	Cwts. 67	Cwts. 2,325	£ 5,967	} 2 11 4							
" Bremen -	272	1,923	2,195	5,635								
" Holland -	10,385	88	10,473	26,881								
" Belgium -	97,135	18,219	115,354	296,075								
" France -	4,513	540	5,053	12,969								
" Austrian Territories -	5,859	-	5,859	15,039								
" Other Parts -	1,652	613	2,265	5,811								
	122,074	21,450	143,524	368,377								
" Hangings:						Per Cwt.						
From France -	Cwts. 4,787	Cwts. 2	Cwts. 4,789	£ 20,116	} 4 4 0							
" Other Parts -	581	314	895	3,757								
	5,368	316	5,684	23,873								
PAPER (Cont^d):												
Gilt, Stained, Coloured, Embossed, and all Fancy Paper, not being Hangings:												
From Hamburg -	Cwts. 217	Cwts. 7	Cwts. 224	£ 1,564	} 7 0 0							
" Holland -	807	83	890	6,226								
" Belgium -	631	388	1,019	7,137								
" France -	127	15	142	990								
" Other Parts -	19	106	125	885								
	1,801	599	2,400	16,802								
" Brown, and Waste, or of any other sort, not otherwise enumerated:												
From Hamburg -	Cwts. 375	Cwts. 381	Cwts. 756	£ 1,405	} 1 16 7							
" Bremen -	8	448	456	856								
" Holland -	3,773	493	4,266	7,876								
" Belgium -	6,543	2,002	8,545	15,326								
" France -	15,945	114	16,059	30,111								
" Other Parts -	3,346	1,921	5,267	9,107								
	29,990	5,359	35,349	64,681								
" Millboard and Pasteboard:												
From Holland -	Cwts. 24,531	Cwts. 1,025	Cwts. 25,556	£ 18,867	} Per Cwt. £ s. d. 0 12 0							
" Belgium -	18,074	8,525	26,599	20,848								
" France -	1,936	541	2,477	1,747								
" Other Parts -	3,240	546	3,786	2,890								
	47,781	10,637	58,418	44,352								
PARAFFINE:												
From Hamburg -	Cwts. 4,513	Cwts. 1,531	Cwts. 6,044	£ 20,359	} 3 7 6							
" Bremen -	110	1,721	1,831	6,174								
" Other Parts -	583	98	681	2,352								
	5,206	3,350	8,556	28,885								
PARASOLS. See SILK MANUFACTURES.												
PEARLS:												
From Egypt -	Value. £ 12,100	Value. £ -	Value. £ 12,100	Declared Value. £ 12,100								
" St. Thomas -	33,294	-	33,294	33,294								
" Other Parts -	275	120	395	395								
	45,669	120	45,789	45,789								
PERUVIAN BARK. See BARK.												
PETROLEUM. See OIL, ROCK.												
PICTURES:												
Oil Paintings:												
From Hamburg -	Number. 658	Number. 274	Number. 932	Declared Value. £ 9,869								
" Holland -	707	131	838	11,802								
" Belgium -	868	692	1,560	22,329								
" France -	1,991	52	2,043	41,148								
" Italy: Tuscany -	873	117	990	26,514								
" Naples & Sicily -	208	-	208	2,720								
" United States: N. Atlantic Ports -	115	27	142	2,197								
" S. Atlantic Ports -	-	9	9	110								
" Malta -	132	-	132	1,757								
" Other Parts -	567	130	697	8,925								
	6,119	1,432	7,551	127,371								

PRINCIPAL ARTICLES AND COUNTRIES WHENCE IMPORTED (Contd.).	QUANTITIES IMPORTED.			COMPUTED REAL VALUE.		PRINCIPAL ARTICLES AND COUNTRIES WHENCE IMPORTED (Contd.).	QUANTITIES IMPORTED.			COMPUTED REAL VALUE.	
	In British Vessels.	In Foreign Vessels.	Total.	TOTAL IMPORTED.	AVERAGE PRICE FIXED FOR THE VALUE.		In British Vessels.	In Foreign Vessels.	Total.	TOTAL IMPORTED.	AVERAGE PRICE FIXED FOR THE VALUE.
PLATE, SILVER. See Account of Articles Subject to Duty, p. 94.						POULTRY and GAME, alive or dead (including Rabbits):	Value. £	Value. £	Value. £	Declared Value. £	
PLATTING, or other Manufactures to be used in, or proper for making Hats or Bonnets, viz.:				Declared Value. £		From Holland -	9,450	543	9,993	9,993	-
Of Straw:	Lbs.	Lbs.	Lbs.	£		" Belgium -	70,405	248	70,653	70,653	-
From France -	165,262	39	165,301	98,721	-	" France -	59,806	4,726	64,532	64,532	-
" Other Parts -	5,388	1,493	6,881	4,165	-	" Other Parts -	2,956	508	3,464	3,464	-
	170,650	1,532	172,182	102,886			142,617	6,025	148,642	148,642	
Of other Kinds:				Declared Value. £		PRINTS and DRAWINGS:				Declared Value. £	
From Hamburg -	Lbs. 12,963	Lbs. 4,165	Lbs. 17,128	1,715	-	Prints (including Engravings and Photographs on paper):	Number.	Number.	Number.	£	
" France -	48,412	-	48,412	27,881	-	From Hamburg -	626,289	116,517	742,806	16,463	-
" Other Parts -	1,298	630	1,928	629	-	" Holland -	159,773	7,696	167,469	3,673	-
	62,673	4,795	67,468	30,225		" Belgium -	20,246	225,863	246,109	4,159	-
						" France -	380,830	777	381,607	11,011	-
						" Other Parts -	12,593	2,894	15,487	1,219	-
							1,199,731	353,747	1,553,478	36,525	
PLUMBAGO:	Tons.	Tons.	Tons.	£	Per Ton. £ s. d.	" Drawings executed by Hand:	Number.	Number.	Number.	Declared Value. £	
From Hamburg -	1,744	269	2,013	20,130	10 0 0	From Holland -	55	-	55	263	-
" Ceylon -	2,561	55	2,616	29,812	11 8 0	" Belgium -	14	397	411	938	-
" Other Parts -	161	56	207	2,059	9 18 11	" France -	69	-	69	144	-
	4,466	370	4,836	52,001		" Italy: Naples and Sicily -	132	-	132	213	-
						" Other Parts -	413	28	441	261	-
							683	425	1,108	1,819	
PORCELAIN. See CHINA WARE.						PYRITES of Iron or Copper:	Tons.	Tons.	Tons.	Declared Value. £	
PORK, Salted (except Hams):	Cwts.	Cwts.	Cwts.	£	Per Cwt. £ s. d.	From Norway -	11,003	11,226	22,229	32,296	-
From Sweden -	1,949	261	2,210	6,269	2 16 9	" Holland -	12,627	2,100	14,727	23,303	-
" Denmark -	13,317	5,452	18,769	50,140	2 13 5	" Belgium -	1,102	1,019	2,121	2,693	-
" Prussia -	6,450	5,704	12,154	31,248	2 11 5	" Portugal -	120,715	17,072	137,787	397,897	-
" Hamburg -	57,926	11,831	69,757	181,470	2 12 0	" Spain -	13,138	3,255	16,393	53,500	-
" Bremen -	1,748	1,107	2,855	7,084	2 9 8	" Other Parts -	139	230	369	606	-
" France -	18,776	2,674	21,450	54,440	2 10 9		158,724	34,902	193,626	510,295	
" United States: N. Atlantic Ports -	39,497	4,988	44,485	92,352	2 1 6	QUICKSILVER, Metallic:	Lbs.	Lbs.	Lbs.	£	Per Lb. £ s. d.
" Bahamas -	5,398	3,129	8,527	18,205	2 2 8	From France -	17,920	-	17,920	1,848	
" Other Parts -	2,043	905	2,948	7,188	2 8 9	" Spain -	536,716	727,523	1,264,239	130,376	
	147,104	36,051	183,155	448,396		" United States: Ports on the Pacific -	392,132	62,720	454,852	46,906	0 2 0 2
						" Gibraltar -	43,931	-	43,931	4,531	
" Fresh:	Cwts.	Cwts.	Cwts.	£	Per Cwt. £ s. d.	" Other Parts -	883	-	883	191	
From Hamburg -	10,611	902	11,513	37,706			991,582	790,243	1,781,825	183,752	
" Holland -	1,034	40	1,074	3,518		QUILLS, Goose and Swan:	Number.	Number.	Number.	£	Per 1,000. Goose Quills. Swan Quills. £ s. d. £ s. d.
" Belgium -	20,171	802	20,973	68,687	3 5 6	From Russia -	5,606,300	27,000	5,633,300	5,921	
" France -	5,186	-	5,186	16,985		" Prussia -	67,000	155,000	222,000	222	
" Other Parts -	313	205	518	1,696		" Hamburg -	560,000	3,291,000	3,851,000	3,852	
	37,315	1,949	39,264	128,592		" Holland -	104,440	-	104,440	427	
						" France -	40,000	-	40,000	40	1 5 0 7 0 0
						" British North America -	1,086,000	-	1,086,000	3,782	
POTATOES:	Cwts.	Cwts.	Cwts.	£	Per Cwt. £ s. d.	" Other Parts -	12,000	576	12,576	16	
From Hamburg -	6,250	331	6,581	2,178	0 6 8		7,475,740	3,473,576	10,949,316	14,260	
" Holland -	125,539	14,599	140,138	36,551	0 5 3	QUININE, Sulphate of:	Ounces.	Ounces.	Ounces.	£	Per Ounce. £ s. d.
" Belgium -	10,834	47	10,881	2,783	0 5 1	From Holland -	40,377	4,600	44,977	12,251	
" France -	378,928	250,855	629,783	114,268	0 3 8	" France -	312,322	200	312,522	84,361	0 5 5
" Portugal -	11,878	4,748	16,626	5,296	0 6 5	" Other Parts -	6,540	50	6,590	1,778	
" Other Parts -	1,573	1,677	3,250	831	0 5 1		359,239	4,850	364,089	98,390	
	535,002	272,257	807,259	161,907							
POTATO FLOUR. See Account of "Other Articles."											

PRINCIPAL ARTICLES AND COUNTRIES WHENCE IMPORTED (Cont ^d).	QUANTITIES IMPORTED.			COMPUTED REAL VALUE.		PRINCIPAL ARTICLES AND COUNTRIES WHENCE IMPORTED (Cont ^d).	QUANTITIES IMPORTED.			COMPUTED REAL VALUE.	
	In British Vessels.	In Foreign Vessels.	Total.	TOTAL IMPORTED.	AVERAGE PRICE FIXED FOR THE VALUE.		In British Vessels.	In Foreign Vessels.	Total.	TOTAL IMPORTED.	AVERAGE PRICE FIXED FOR THE VALUE.
Rags and other Materials for making Paper:						RAGS, WOOLLEN:					
Linen Rags:	Tons.	Tons.	Tons.	£	Per Ton. £ s. d.	Fit only for Manure:	Tons.	Tons.	Tons.	£	Per Ton. £ s. d.
From Russia - -	626	508	1,134	26,040	22 19 3	From France - -	185	-	185	596	} 3 5 0
" Prussia - -	1,431	5,563	6,994	157,791	22 11 3	" Other Parts - -	-	9	9	28	
" Hamburg - -	2,081	177	2,258	51,477	22 16 0		185	9	194	624	
" Holland - -	215	35	250	5,731	22 19 0	" Applicable to other uses than Manure:	Tons.	Tons.	Tons.	£	Per Ton. £ s. d.
" France - -	595	285	880	20,004	22 14 8	From Hamburg - -	925	129	1,054	24,570	23 6 6
" Italy: Tuscany	207	162	369	8,342	22 12 8	" Holland - -	697	48	745	17,327	23 5 2
" Austrian Territories - -	411	16	427	9,758	22 17 1	" Belgium - -	865	-	865	20,072	23 4 1
" Turkey Proper	156	16	172	3,947	22 18 11	" France - -	1,923	153	2,076	58,994	28 8 0
" Syria and Palestine - -	141	-	141	3,233	22 19 0	" Argentine Confederation	51	62	113	1,247	11 0 0
" Egypt - -	261	-	261	5,976	22 18 9	" Australia - -	145	-	145	1,600	11 0 0
" Australia - -	176	-	176	3,984	22 12 9	" Other Parts - -	168	102	270	6,222	23 1 0
" Other Parts - -	371	142	513	11,685	22 15 7		4,774	494	5,268	130,032	
	6,671	6,904	13,575	307,968		" Torn up, to be used as Wool:	Tons.	Tons.	Tons.	£	Per Ton. £ s. d.
" Cotton Rags:	Tons.	Tons.	Tons.	£	Per Ton. £ s. d.	From Denmark - -	110	413	523	23,910	} 46 15 8
From Hamburg - -	230	143	373	5,550	14 17 7	" Prussia - -	235	67	302	13,885	
" Holland - -	166	79	245	4,217	17 4 0	" Hanover - -	152	-	152	7,872	
" France - -	664	202	866	13,587	15 13 9	" Hamburg - -	2,839	60	2,899	135,401	
" Spain - -	170	-	170	2,608	15 7 0	" Bremen - -	63	318	381	18,540	
" Italy: Tuscany	51	17	68	1,155	16 17 6	" Holland - -	1,700	5	1,705	80,352	
" Austrian Territories - -	238	25	263	4,562	17 6 11	" Belgium - -	1,537	-	1,537	72,087	
" Turkey Proper	211	-	211	2,751	13 0 9	" France - -	156	50	206	9,821	
" Syria and Palestine - -	28	-	28	375	13 10 0	" Spain - -	21	207	228	10,557	
" Egypt - -	446	137	583	7,639	13 2 3	" Italy: Tuscany	113	73	186	8,761	
" China - -	244	-	244	3,146	12 17 10	" Austrian Territories - -	70	14	84	3,730	
" Japan - -	168	-	168	2,191	13 0 0	" Turkey Proper	222	-	222	10,104	
" Peru - -	127	-	127	2,026	15 19 0	" United States: N. Atlantic Ports - -	520	53	573	26,218	
" British India: Bombay and Sinde - -	242	-	242	3,961	16 7 6	" Other Parts - -	255	63	318	14,591	
" Madras - -	11	-	11	174	16 10 0		7,993	1,323	9,316	435,829	
" Bengal and Pegu - -	63	-	63	958	15 5 0	RHUBARB:	Lbs.	Lbs.	Lbs.	£	Per Lb. £ s. d.
" Australia - -	459	-	459	5,652	12 6 3	From Hamburg - -	4,665	599	5,264	3,347	0 12 9
" Other Parts - -	370	207	577	8,623	14 18 11	" France - -	30,080	-	30,080	18,258	0 12 1
	3,888	810	4,698	69,175		" Egypt - -	6,816	-	6,816	2,605	0 7 8
" Esparto and other Vegetable Fibre:	Tons.	Tons.	Tons.	£	Per Ton. £ s. d.	" China - -	81,926	1,440	83,366	27,422	0 6 7
From Spain - -	40,103	7,136	47,239	246,251	5 4 3	" Other Parts - -	3,781	660	4,441	2,648	0 11 11
" Algeria - -	2,256	1,967	4,223	22,348	5 5 10		127,268	2,699	129,967	54,280	
" Other Parts - -	370	492	862	4,228	4 18 1	RICE:	Cwts.	Cwts.	Cwts.	£	Per Cwt. £ s. d.
	42,729	9,595	52,324	272,827		Not Rough nor in the Husk:					
" Old Ropes or Junk, old Fishing Nets, and other Materials used for making Paper, unenumerated:	Tons.	Tons.	Tons.	£	Per Ton. £ s. d.	From Hamburg - -	664	8,428	9,092	14,792	1 12 6
From Russia - -	58	12	70	618	8 16 7	" Bremen - -	656	44,383	45,039	72,872	1 12 4
" Norway - -	9	69	78	615	7 18 7	" Holland - -	21,886	13,168	35,054	46,144	1 6 4
" Hamburg - -	15	1	16	129	8 2 3	" Belgium - -	3,524	3,640	7,164	8,965	1 5 0
" Spain - -	27	4	31	279	9 0 0	" France - -	4,595	870	5,465	5,926	1 1 8
" Cuba - -	54	5	59	463	7 15 10	" Italy: Sardinia	2,249	1,640	3,889	3,587	0 19 5
" British India - -	69	2	71	598	8 8 5	" United States: N. Atlantic Ports - -	17,610	24,927	42,537	72,314	1 14 0
" Australia - -	46	-	46	369	8 0 5	" British Possessions in S. Africa - -	13,709	561	14,270	7,133	0 10 0
" Other Parts - -	58	34	92	751	8 3 3	" Mauritius - -	24,980	369	25,349	14,288	0 11 3
	336	127	463	3,822		" British India: Bombay and Sinde - -	119,941	239,813	359,754	171,648	0 9 7
Pulp of:	Tons.	Tons.	Tons.	£	Per Ton. £ s. d.	" Madras - -	41,191	-	41,191	24,136	0 11 9
From Russia - -	30	47	77	1,454	18 17 8	" Bengal and Pegu - -	885,320	420,970	1,306,290	866,042	0 13 3
" Hamburg - -	16	-	16	320	20 0 0	" Singapore and Eastn. Straits Settlements - -	10	37,448	37,458	17,689	0 9 5
" Other Parts - -	1	-	1	15	19 6 8	" Other Parts - -	3,850	2,414	6,264	5,405	0 17 3
	47	47	94	1,789			1,140,185	798,631	1,938,816	1,330,941	

PRINCIPAL ARTICLES AND COUNTRIES WHENCE IMPORTED (Contd.).	QUANTITIES IMPORTED.			COMPUTED REAL VALUE.		PRINCIPAL ARTICLES AND COUNTRIES WHENCE IMPORTED (Contd.).	QUANTITIES IMPORTED.			COMPUTED REAL VALUE.	
	In British Vessels.	In Foreign Vessels.	Total.	TOTAL IMPORTED.	AVERAGE PRICE FIXED FOR THE VALUE.		In British Vessels.	In Foreign Vessels.	Total.	TOTAL IMPORTED.	AVERAGE PRICE FIXED FOR THE VALUE.
RICE (Contd.):						SARSAPARILLA :					
Rough and in the Husk :	Quarters.	Quarters.	Quarters.	£	Per Quarter. £ s. d.	From Hamburg -	Lbs.	Lbs.	Lbs.	£	Per Lb. £ s. d.
From United States :						" Cuba -	3,282	893	4,175	322	0 1 6½
N. Atlantic						" United States :	-	12,623	12,623	842	0 1 4
Ports -	850	-	850	3,751	4 8 3	" N. Atlantic					
" British Posses-						" Ports -	-	49,636	49,636	2,482	0 1 0
sions in S.						" Mexico -	-	1,496	1,496	37	0 0 6
Africa -	2,084	-	2,084	4,392	2 2 2	" Centl. America	5,347	-	5,347	312	0 1 2
" British India :						" New Granada	182,833	19,359	202,192	7,581	0 0 9
Bombay and						" Jamaica -	27,850	-	27,850	2,091	0 1 6
Sinde -	1,900	-	1,900	3,800	2 0 0	" Belize (Hon-					
Bengal and						" duras) -	152,284	4,251	156,535	9,133	0 1 2
Pegu -	1,000	-	1,000	2,050	2 1 0	" Other Parts -	12,492	622	13,114	777	0 1 2
" Other Parts -	635	9	644	1,317	2 0 11						
	6,469	9	6,478	15,310			384,088	88,880	472,968	23,577	
ROSIN :	Cwts.	Cwts.	Cwts.	£	Per Cwt. £ s. d.	SCAMMONY :	Lbs.	Lbs.	Lbs.	£	Per Lb. £ s. d.
From Hamburg -	5,675	1,119	6,794	6,241	0 18 4	From France -	1,868	-	1,868	2,740	1 9 4
" France -	374,441	52,883	427,324	428,311	1 0 1	" Turkey Proper	3,849	-	3,849	5,923	1 10 9
" Greece -	2,620	3,989	6,609	7,695	1 3 3	" Syria and					
" Turkey Proper	1,401	-	1,401	1,518	1 1 8	" Palestine -	4,764	-	4,764	7,205	1 10 3
" United States :						" Other Parts -	488	-	488	751	1 10 9
" N. Atlantic											
" Ports -	7,885	6,672	14,557	15,379	1 1 2		10,969	-	10,969	16,619	
" Ports on the						SEEDS :					
" Pacific -	58	-	58	67	1 3 0	Beans, Kidney or					
" Other Parts -	2,610	74	2,684	2,741	1 0 5	" French :					
	394,690	64,737	459,427	461,952		From Hamburg -	Bushels.	Bushels.	Bushels.	£	Per Bushel. £ s. d.
SAFFLOWER :						" Holland -	584	127	711	554	0 15 7
From British India :	Cwts.	Cwts.	Cwts.	£	Per Cwt. £ s. d.	" Belgium -	6,349	255	6,604	3,892	0 11 9
" Bengal and						" France -	705	41	746	332	0 8 11
" Pegu -	6,187	-	6,187	34,013	5 9 11	" Portugal -	4,569	981	5,550	3,211	0 11 7
" Other Parts -	91	33	124	675		" Spain -	227	1	228	229	1 0 0
	6,278	33	6,311	34,688		" Italy : Sardinia	175	413	588	394	0 13 5
SAFFRON :						" Other Parts -	520	150	670	730	1 1 9
From Belgium -	Lbs.	Lbs.	Lbs.	£	Per Lb. £ s. d.	" Canary :					
" France -	1,316	112	1,428	2,534	1 15 6	From Holland -	Cwts.	Cwts.	Cwts.	£	Per Cwt. £ s. d.
" Spain -	4,646	-	4,646	7,493	1 12 3	" Turkey Proper	17,142	1,705	18,847	13,397	0 14 3
" Other Parts -	3,882	1,277	5,159	8,301	1 12 2	" Morocco -	19,916	7,422	27,338	17,463	0 12 9
	1,390	240	1,630	2,819	1 14 7	" Other Parts -	6,138	78	6,216	4,492	0 14 6
	11,234	1,629	12,863	21,150		" Other Parts -	4,278	363	4,641	3,359	0 14 6
SAGO. See Account of Articles							47,474	9,568	57,042	38,711	
Subject to Duty, p. 95.						" Carraway :					
SALT :	Tons.	Tons.	Tons.	£	Per Ton. £ s. d.	From Holland -	Cwts.	Cwts.	Cwts.	£	Per Cwt. £ s. d.
From Hamburg -	1,151	10	1,161	1,161	1 0 0	" Other Parts -	12,856	451	13,307	17,299	1 6 0
" France -	-	885	885	885			332	-	332	432	
" Portugal -	4,643	823	5,466	5,466			13,188	451	13,639	17,731	
" Spain -	125	90	215	215		" Clover :					
" Other Parts -	362	214	576	576		From Prussia -	Cwts.	Cwts.	Cwts.	£	Per Cwt. £ s. d.
	6,281	2,022	8,303	8,303		" Hamburg -	1,711	751	2,462	7,909	3 4 3
SALTPETRE :						" Bremen -	33,710	2,395	36,105	125,398	3 9 6
From Prussia -	Cwts.	Cwts.	Cwts.	£	Per Cwt. £ s. d.	" Holland -	382	1,711	2,093	7,523	3 11 10
" Hanover -	7,470	-	7,470	8,767	1 3 6	" Belgium -	6,327	214	6,541	22,269	3 8 1
" Hamburg -	2,938	-	2,938	3,535	1 4 1	" France -	28,357	2,711	31,068	104,916	3 7 6
" Bremen -	7,979	791	8,770	10,673	1 4 4	" Italy : Sardinia	116,256	8,076	124,332	414,852	3 6 9
" Holland -	-	3,044	3,044	3,752	1 4 8	" Tuscany	2,610	-	2,610	9,322	3 11 5
" United States :						" Other Parts -	650	-	650	2,314	3 11 2
" N. Atlantic						" United States :					
" Ports -	13,472	864	14,336	18,044	1 5 2	" N. Atlantic					
" France -	18,206	796	19,002	23,775	1 5 0	" Ports -	5,674	1,116	6,790	23,238	3 8 5
" British India :						" Other Parts -	1,033	387	1,420	4,775	3 7 3
" Bombay and							196,710	17,361	214,071	722,516	
" Sinde -	7,409	-	7,409	7,934	1 1 5	" Cotton :					
" Madras -	4,631	-	4,631	4,631	1 0 0	From Egypt -	Tons.	Tons.	Tons.	£	Per Ton. £ s. d.
" Bengal and						" Other Parts -	74,468	39,233	113,701	828,208	7 5 8
" Pegu -	233,940	3,717	237,657	296,317	1 4 11		1,121	29	1,150	8,536	7 8 5
" Bahamas -	4,329	-	4,329	5,026	1 3 2		75,589	39,262	114,851	836,744	
" Other Parts -	656	1,148	1,804	2,120	1 3 6						
	301,030	10,360	311,390	384,574							

PRINCIPAL ARTICLES AND COUNTRIES WHENCE IMPORTED (Cont ^d).	QUANTITIES IMPORTED.			COMPUTED REAL VALUE.		PRINCIPAL ARTICLES AND COUNTRIES WHENCE IMPORTED (Cont ^d).	QUANTITIES IMPORTED.			COMPUTED REAL VALUE.	
	In British Vessels.	In Foreign Vessels.	Total.	TOTAL IMPORTED.	AVERAGE PRICE FIXED FOR THE VALUE.		In British Vessels.	In Foreign Vessels.	Total.	TOTAL IMPORTED.	AVERAGE PRICE FIXED FOR THE VALUE.
SEEDS (Cont^d):						SEEDS (Cont^d):					
Flax :						Mustard :					
From Russia -	Quarters. 7,000	Quarters. 15,907	Quarters. 22,907	£ 57,711	Per Quarter. £ 2 10 5	From Hamburg -	Cwts. 2,447	Cwts. 110	Cwts. 2,557	£ 2,567	Per Cwt. £ 1 0 1
" Holland -	12,117	7,300	19,417	50,957	2 12 6	" Holland -	27,827	1,659	29,486	29,710	1 0 2
" United States: N. Atlantic Ports -	1,030	88	1,118	2,859	2 11 2	" British India: Bombay and Sinde -	3,868	-	3,868	4,258	1 2 0
" Other Parts -	644	460	1,104	3,122	2 16 7	" Madras -	290	-	290	264	0 18 3
	20,791	23,755	44,546	114,649		" Other Parts -	1,119	491	1,610	1,684	1 0 11
							35,551	2,260	37,811	38,483	
" Linseed :						" Poppy :					
From Russia, N. Ports	Quarters. 283,943	Quarters. 53,662	Quarters. 337,605	£ 808,388	Per Quarter. £ 2 7 11	From British India :	Quarters. 32,474	Quarters. 3,048	Quarters. 35,522	£ 97,801	Per Quarter. £ 2 15 1
" S. Ports	77,546	133,859	211,405	576,276	2 14 6	Bengal and Pegu -	184	-	184	525	2 17 1
" Prussia -	55,616	18,304	73,920	169,002	2 5 9	" Other Parts -					
" Hamburg -	3,546	280	3,826	8,980	2 6 11		32,658	3,048	35,706	98,326	
" Belgium -	1,258	-	1,258	3,539	2 16 3						
" Italy: Naples and Sicily	1,859	2,909	4,768	13,606	2 17 1	" Rape :					
" Turkey Proper	578	-	578	1,616	2 16 0	From Russia -	Quarters. 7,732	Quarters. 21,330	Quarters. 29,062	£ 51,219	Per Quarter. £ 1 15 3
" Wallachia and Moldavia -	2,524	1,025	3,549	9,760	2 15 0	" Denmark -	912	3,410	4,322	15,115	3 9 11
" Egypt -	1,280	-	1,280	3,392	2 13 0	" Schleswig, Holstein, and Lauenburg -	860	3,179	4,039	13,903	3 8 10
" China -	1,597	-	1,597	5,430	3 8 0	" Prussia -	5,465	1,588	7,053	21,304	3 0 5
" St. Helena -	3,014	-	3,014	8,318	2 15 0	" Hamburg -	5,620	1,221	6,841	22,224	3 4 11
" British India: Bombay and Sinde -	103,232	507	103,739	319,360	3 1 7	" Holland -	1,834	34	1,868	5,692	3 1 0
" Madras -	1,158	-	1,158	3,225	2 15 10	" British India: Bombay and Sinde -	43,533	820	44,353	143,881	3 4 10
" Bengal and Pegu -	602,152	37,630	639,782	1,928,313	3 0 3	" Madras -	12,132	-	12,132	39,071	3 4 5
" Other Parts -	2,977	412	3,389	9,389	2 15 5	" Bengal and Pegu -	92,030	2,988	95,018	313,807	3 6 1
	1,142,280	248,588	1,390,868	3,868,594		" Other Parts -	295	1,128	1,423	3,529	2 9 7
							170,413	35,698	206,111	629,745	
" Garden, Unenumerated :				Declared Value. £		" Tares :					
From Hamburg -	Lbs. 28,451	Lbs. 12,401	Lbs. 40,852	2,356	-	From Denmark -	Quarters. 300	Quarters. 828	Quarters. 1,128	£ 2,576	Per Quarter. £ 2 5 8
" Bremen -	30	11,532	11,562	427	-	" Prussia -	9,281	4,328	13,609	28,098	2 1 4
" Holland -	22,240	1,088	23,328	812	-	" Hamburg -	23,120	7,449	30,569	71,513	2 6 9
" Belgium -	140	3,014	3,154	2,300	-	" France -	162	510	672	1,602	2 7 8
" France -	125,161	8	125,169	3,633	-	" Other Parts -	749	660	1,409	3,340	2 7 5
" United States: N. Atlantic Ports -	29,960	-	29,960	600	-		33,612	13,775	47,387	107,129	
" Other Parts -	5,288	130	5,418	503	-						
	211,270	28,173	239,443	10,631		" Trefoil :					
				Declared Value. £		From Belgium -	Cwts. 1,067	Cwts. 388	Cwts. 1,455	£ 1,915	Per Cwt. £ 1 6 4
" Grass, of all Sorts :						" France -	39,950	2,152	42,102	55,560	1 6 5
From Hamburg -	Cwts. 2,784	Cwts. 470	Cwts. 3,254	5,188	-	" Other Parts -	200	4	204	381	1 17 4
" Holland -	2,903	1,036	3,939	5,300	-		41,217	2,544	43,761	57,856	
" France -	64,855	3,208	68,063	85,039	-	" Unenumerated, commonly used for expressing Oil therefrom :					
" Italy: Sardinia	1,260	373	1,633	3,034	-	From Russia -	Quarters. 112	Quarters. 3,117	Quarters. 3,229	£ 8,295	Per Quarter. £ 2 11 5
" Other Parts -	3,956	217	4,173	6,809	-	" Hamburg -	1,006	1,061	2,067	5,813	2 16 3
	75,758	5,304	81,062	105,370		" British India: Bombay and Sinde -	3,932	11	3,943	10,202	2 11 3
						" Madras -	24,584	-	24,584	65,737	2 13 6
" Hemp :						" Bengal and Pegu -	3,761	410	4,171	12,084	2 17 11
From Russia -	Quarters. 1,641	Quarters. 201	Quarters. 1,842	£ 3,885	Per Quarter. £ 2 2 2	" Other Parts -	1,029	59	1,088	3,022	2 15 7
" Prussia -	1,632	190	1,822	4,034	2 4 4		34,424	4,658	39,082	105,153	
" Hamburg -	1,186	151	1,337	2,963	2 4 4						
" Holland -	5,092	1,082	6,174	13,987	2 5 4						
" France -	3,344	1,030	4,374	9,811	2 4 10						
" Other Parts -	814	54	868	1,866	2 3 0						
	13,709	2,708	16,417	36,546							
" Millet :											
From Russia: S. Ports	Cwts. 9,804	Cwts. 60,569	Cwts. 70,373	£ 17,548	Per Cwt. £ 0 5 0						
" Turkey Proper	100,552	82,735	183,287	44,005	0 4 10						
" Wallachia and Moldavia -	5,900	17,556	23,456	5,503	0 4 8						
" Other Parts -	7,032	50	7,082	5,574	0 15 9						
	123,288	160,910	284,198	72,630							

See also Account of "Other Articles."

PRINCIPAL ARTICLES AND COUNTRIES WHENCE IMPORTED (Cont ^d).	QUANTITIES IMPORTED.			COMPUTED REAL VALUE.		PRINCIPAL ARTICLES AND COUNTRIES WHENCE IMPORTED (Cont ^d).	QUANTITIES IMPORTED.			COMPUTED REAL VALUE.	
	In British Vessels.	In Foreign Vessels.	Total.	TOTAL IMPORTED.	AVERAGE PRICE FIXED FOR THE VALUE.		In British Vessels.	In Foreign Vessels.	Total.	TOTAL IMPORTED.	AVERAGE PRICE FIXED FOR THE VALUE.
SENA :	Lbs.	Lbs.	Lbs.	£	Per Lb. £ s. d.	SILK (Cont^d):	Lbs.	Lbs.	Lbs.	£	Per Lb. £ s. d.
From British India :						THROWN, NOT DYED (Cont^d):					
Bombay and Sinde -	54,346	-	54,346	955	0 0 4	" Tram :					
Madras -	593,887	45,677	639,564	16,694	0 0 6	From Holland -	1,407	-	1,407	2,946	2 1 11
" Ceylon -	47,852	-	47,852	1,233	0 0 6	" Belgium -	260	80	340	702	2 1 4
" Other Parts -	7,301	326	7,627	169	0 0 4	" France -	19,160	-	19,160	40,617	2 2 5
	703,386	46,003	749,389	19,051			20,827	80	20,907	44,265	
SHEEP and LAMBS. See ANIMALS.*						" Organzine or Crape :					
SHELLAC. See GUM.						From Holland -	Lbs. 100	Lbs. -	Lbs. 100	£ 208	£ s. d. 2 1 11
SHUMAC :	Tons.	Tons.	Tons.	£	Per Ton. £ s. d.	" Belgium -	649	10	659	1,361	2 1 4
From Sicily -	11,867	175	12,042	183,269	15 4 5	" France -	23,692	-	23,692	50,224	2 2 5
" Austrian Territories -	683	31	714	5,201	7 5 8	" Spain -	400	-	400	860	2 3 0
" Other Parts -	284	5	289	1,937	6 14 1	" Other Parts -	107	-	107	198	1 17 0
	12,834	211	13,045	190,407			24,948	10	24,958	52,851	
SILK :						" THROWN, DYED :					
Knubs or Husks and Waste :	Cwts.	Cwts.	Cwts.	£	Per Cwt. £ s. d.	Singles or Tram :					
From Russia -	328	-	328	8,352	25 9 3	From Holland -	Lbs. 180	Lbs. 28	Lbs. 208	£ 436	£ s. d. 2 1 11
" Prussia -	183	54	237	4,872	20 11 2	" Belgium -	114	128	242	500	2 1 4
" Hamburg -	287	51	338	8,163	24 3 0	" France -	707	-	707	1,498	2 2 5
" France -	17,436	143	17,579	403,230	22 18 9		1,001	156	1,157	2,434	
" Turkey Proper -	1,884	-	1,884	41,696	22 2 7	" Organzine or Crape :					
" China -	3,681	-	3,681	83,023	22 11 1	From Holland -	Lbs. 478	Lbs. 604	Lbs. 1,082	£ 2,266	£ s. d. 2 1 11
" Japan -	1,903	-	1,903	46,608	24 9 10	" Belgium -	946	-	946	1,954	2 1 4
" United States :						" France -	4,932	-	4,932	10,454	2 2 5
N. Atlantic Ports -	393	24	417	8,764	21 0 4	" Spain -	1,148	-	1,148	2,349	2 0 11
" British India :							7,504	604	8,108	17,023	
Bengal and Pegu -	6,722	-	6,722	161,457	24 0 5	SILK MANUFACTURES :					
" Other Parts -	311	32	343	7,447	21 14 3	Of INDIA and CHINA :					
	33,128	304	33,432	773,612		" Corahs, Choppas, Bandannoes, Tussore Cloths, Romals, and Taffaties :					
" Raw :	Lbs.	Lbs.	Lbs.	£	Per Lb. £ s. d.	From Egypt -	Pieces. 11,730	Pieces. -	Pieces. 11,730	Declared Value. £ 11,830	-
From Russia -	2,808	2,487	5,295	5,553	1 1 0	" British India : Bengal and Pegu -	74,219	-	74,219	53,584	-
" Hamburg -	22,395	2,500	24,895	42,268	1 14 0	" Other Parts -	108	-	108	112	-
" Bremen -	-	15,701	15,701	25,521	1 12 6		86,057	-	86,057	65,526	
" Holland -	37,141	9,283	46,424	89,162	1 18 5	" China Crape Shawls, Scarfs, Handkerchiefs, and Pieces :					
" France -	2,109,584	200	2,109,784	3,050,007	1 8 11	From Egypt -	Lbs. 18,368	Lbs. -	Lbs. 18,368	Declared Value. £ 48,912	-
" Turkey Proper -	81,690	5,800	87,490	91,919	1 1 0	" China -	6,748	5	6,753	14,745	..
" Syria and Palestine -	5,447	-	5,447	5,934	1 1 9	" Other Parts -	255	100	355	567	-
" Egypt* -	5,054,354	-	5,054,354	6,402,321	1 5 4		25,371	105	25,476	64,224	
" China -	129,985	6,667	136,652	172,626	1 5 3	" Damask :					
" Japan -	43,267	-	43,267	62,590	1 9 0	From China -	Running Yards. 350	Running Yards. -	Running Yards. 350	£ 93	Per Yard. £ s. d. 0 5 4
" United States :						" Other Parts -	280	-	280	75	
N. Atlantic Ports -	6,007	6,295	12,302	15,847	1 5 9		630	-	630	168	
" British India :						" Pongees, and Pongee Handkerchiefs :					
Bombay and Sinde -	4,260	-	4,260	4,047	0 19 0	From Egypt -	Pieces. 2,240	Pieces. -	Pieces. 2,240	£ 3,074	Per Piece. £ s. d. 1 7 5
Bengal and Pegu -	178,964	-	178,964	202,634	1 2 6	" China -	416	-	416	605	1 9 3
" Other Parts -	6,902	713	7,615	14,426	1 17 11	" Other Parts -	367	243	610	833	1 7 4
	7,682,804	49,646	7,732,450	10,184,855			3,023	243	3,266	4,512	
" THROWN, NOT DYED :											
" Singles :	Lbs.	Lbs.	Lbs.	£	Per Lb. £ s. d.	From Egypt -	Pieces. 2,240	Pieces. -	Pieces. 2,240	£ 3,074	Per Piece. £ s. d. 1 7 5
From Belgium -	-	122	122	252	2 1 4	" China -	416	-	416	605	1 9 3
" France -	4,658	220	4,878	10,340	2 2 5	" Other Parts -	367	243	610	833	1 7 4
	4,658	342	5,000	10,592			3,023	243	3,266	4,512	

* In transit from India, China, and Japan.

GENERAL IMPORTS.
(ARTICLES FREE OF DUTY.)

PRINCIPAL ARTICLES AND COUNTRIES WHENCE IMPORTED (Cont ^d).	QUANTITIES IMPORTED.			COMPUTED REAL VALUE.		PRINCIPAL ARTICLES AND COUNTRIES WHENCE IMPORTED (Cont ^d).	QUANTITIES IMPORTED.			COMPUTED REAL VALUE.	
	In British Vessels.	In Foreign Vessels.	Total.	TOTAL IMPORTED.	AVERAGE PRICE FIXED FOR THE VALUE.		In British Vessels.	In Foreign Vessels.	Total.	TOTAL IMPORTED.	AVERAGE PRICE FIXED FOR THE VALUE.
SILK MANUFACTURES (Cont^d):						SILK MANUFACTURES (Cont^d):					
Of INDIA and CHINA (Cont^d):						Of EUROPE (Cont^d):					
" Not separately specified:	Value.	Value.	Value.	Declared Value.		" RIBBONS (Cont ^d):					
From Egypt -	16,693	-	16,693	16,693	-	" Gauze or Crape:					
" China -	1,204	-	1,204	1,204	-	From France -	Lbs. 4,240	Lbs. -	Lbs. 4,240	£ 12,085	Per Lb. £ s. d. 2 17 0
" United States:						" Velvet or Plush:					
" N. Atlantic Ports -	5,233	-	5,233	5,233	-	From Holland -	Lbs. 12,724	Lbs. 5,153	Lbs. 17,877	£ 37,542	Per Lb. £ s. d. 2 2 0
" Other Parts -	3,818	-	3,818	3,818	-	" Belgium -	195,286	7,695	202,981	426,261	
	26,948	-	26,948	26,948		" France -	26,620	24	26,644	55,953	
" Of EUROPE:						" Other Parts -	218	340	558	1,171	
" BROAD STUFFS:							234,848	13,212	248,060	520,927	
" Silk or Satin, plain:						" Fancy Silk Net or Tricot:					
From Holland -	Lbs. 22,741	Lbs. 2,640	Lbs. 25,381	£ 60,914	Per Lb. £ s. d. 2 8 0	From France -	Lbs. 10,196	Lbs. 826	Lbs. 11,022	£ 27,555	Per Lb. £ s. d. 2 10 0
" Belgium -	63,951	2,764	66,715	160,116		" Other Parts -	26	293	319	798	
" France -	1,508,381	15	1,508,396	3,620,151			10,222	1,119	11,341	28,353	
" Other Parts -	1,998	112	2,110	5,064		" Plush (not being Ribbons, nor for making hats):					
	1,597,071	5,531	1,602,602	3,846,245		From Hamburg -	Lbs. 565	Lbs. -	Lbs. 565	£ 1,130	Per Lb. £ s. d. 2 0 0
" Striped, figured, or brocaded:						" France -	100	-	100	200	
From Holland -	Lbs. 230	Lbs. 50	Lbs. 280	£ 728	Per Lb. £ s. d. 2 12 0	" Other Parts -	-	40	40	80	
" Belgium -	8,320	142	8,462	22,002			665	40	705	1,410	
" France -	153,125	-	153,125	398,125		" Plush, used for making Hats:					
" Other Parts -	3	350	353	918		From France -	Lbs. 94,470	Lbs. -	Lbs. 94,470	£ 132,258	Per Lb. £ s. d. 1 8 0
	161,678	542	162,220	421,773		" Other Parts -	88	-	88	123	
" Gauze or Crape:							94,558	-	94,558	132,381	
From Belgium -	Lbs. -	Lbs. 11	Lbs. 11	£ 35	Per Lb. £ s. d. 3 5 0	" Millinery:					
" France -	22,529	-	22,529	73,221		" Bonnets and all Head Dresses:					
	22,529	11	22,540	73,257		From France -	Number. 1,118	Number. 3	Number. 1,121	Declared Value. £ 2,157	-
" Velvet, plain or figured:						" Other Parts -	2	32	34	65	-
From Holland -	Lbs. 9,012	Lbs. 3,215	Lbs. 12,227	£ 36,681	Per Lb. £ s. d. 3 0 0		1,120	35	1,155	2,222	
" Belgium -	149,460	7,229	156,689	470,067		" Dresses:					
" France -	32,255	4	32,259	96,777		From France -	Number. 2,466	Number. 4	Number. 2,470	Declared Value. £ 22,621	-
" Other Parts -	731	80	811	2,433		" Other Parts -	1	38	39	275	-
	191,458	10,528	201,986	605,958			2,467	42	2,509	22,896	
" The foundation of which is composed of Cotton, or other materials than Silk:						" Parasols and Umbrellas:					
From Holland -	Lbs. 79	Lbs. -	Lbs. 79	£ 102	Per Lb. £ s. d. 1 6 0	From Hamburg -	Number. 9,752	Number. 1,294	Number. 11,046	£ 2,762	Each. £ s. d. 0 5 0
" Belgium -	744	4	748	973		" Belgium -	3,200	2,877	6,077	1,519	
" France -	106	-	106	138		" France -	654	-	654	164	
" Italy: Tuscany	392	-	392	510		" Other Parts -	194	911	1,105	277	
" Other Parts -	580	-	580	754			13,800	5,082	18,882	4,722	
	1,901	4	1,905	2,477		" Not separately specified:					
" RIBBONS:						From Hamburg -	Value. £ 8,624	Value. £ 718	Value. £ 9,342	Declared Value. £ 9,342	-
" Silk or Satin:						" Holland -	55,902	1,166	57,068	57,068	-
From Holland -	Lbs. 23,479	Lbs. 6,534	Lbs. 30,013	£ 72,031	Per Lb. £ s. d. 2 8 0	" Belgium -	44,455	9,777	54,232	54,232	-
" Belgium -	46,397	2,093	48,490	116,376		" France -	760,981	71	761,052	761,052	-
" France -	658,035	-	658,035	1,579,284		" Other Parts -	1,089	497	1,586	1,586	-
" Other Parts -	3,720	351	4,071	9,770			871,051	12,229	883,280	883,280	
	731,631	8,978	740,609	1,777,461		" Lace. See LACE, p. 69.					

PRINCIPAL ARTICLES AND COUNTRIES WHENCE IMPORTED (Cont ^d).	QUANTITIES IMPORTED.			COMPUTED REAL VALUE.		PRINCIPAL ARTICLES AND COUNTRIES WHENCE IMPORTED (Cont ^d).	QUANTITIES IMPORTED.			COMPUTED REAL VALUE.	
	In British Vessels.	In Foreign Vessels.	Total.	TOTAL IMPORTED.	AVERAGE PRICE FIXED FOR THE VALUE.		In British Vessels.	In Foreign Vessels.	Total.	TOTAL IMPORTED.	AVERAGE PRICE FIXED FOR THE VALUE.
SILVER ORE :				Declared Value.		SKINS, FURS, and PELTS (Cont^d):					
From Portugal -	Tons. 50	Tons. 150	Tons. 200	£ 6,000	-	Ermine :					Each.
" Spain -	919	209	1,128	57,741	-	From Russia -	Number. 10,000	Number. -	Number. 10,000	£ 625	£ s. d. 0 1 4
" United States : N. Atlantic Ports -	56	192	248	5,030	-	" Hamburg -	226,547	8,000	234,547	15,532	
Ports on the Pacific -	489	130	619	14,088	-	" Other Parts -	2,555	1,559	4,114	263	
" Mexico -	4	109	113	24,359	-		239,102	9,559	248,661	16,420	
" Centrl. America -	50	-	50	27,244	-	Fisher :					Each.
" New Granada -	115	-	115	5,089	-	From United States :	Number.	Number.	Number.	£	£ s. d.
" Peru -	124	-	124	4,950	-	N. Atlantic Ports -	1,647	139	1,786	2,808	1 11 6
" Chili -	3,918	-	3,918	234,352	-	" British North America -	5,232	12	5,244	8,898	1 13 11
" Other Parts -	72	-	72	3,538	-	" Other Parts -	1,012	-	1,012	1,611	1 11 10
	5,797	790	6,587	382,391			7,891	151	8,042	13,317	
SKINS, FURS, and PELTS :						Fitch :					Each.
Bear :					Each.	From Hamburg -	Number. 21,847	Number. -	Number. 21,847	£ 3,278	£ s. d. 0 3 0
From United States :	Number.	Number.	Number.	£	£ s. d.	" United States :					Each.
N. Atlantic Ports -	1,944	108	2,052	4,275	2 1 7	N. Atlantic Ports -	5,168	-	5,168	516	0 2 0
" British North America -	8,172	-	8,172	11,447	1 8 0	" Other Parts -	2,745	-	2,745	411	0 3 0
" Other Parts -	688	71	759	1,623	2 2 9		29,760	-	29,760	4,205	
	10,804	179	10,983	17,345		Fox, Silver :					Each.
Beaver :					Each.	From Iceland, Faroe, and Greenland -	Number.	Number.	Number.	£	£ s. d.
From United States :	Number.	Number.	Number.	£	£ s. d.	Hamburg -	-	156	156	1,035	6 13 9
N. Atlantic Ports -	4,536	-	4,536	2,031	0 8 11	" United States :	50	-	50	334	6 13 9
" British North America -	151,652	3	151,655	85,389	0 11 3	N. Atlantic Ports -	505	-	505	3,340	6 13 9
" Other Parts -	1,690	-	1,690	755	0 8 11	" British North America -	714	-	714	3,975	5 11 4
	157,878	3	157,881	88,175		" Other Parts -	9	-	9	59	6 13 9
Coney :					Each.		1,278	156	1,434	8,743	
From Hamburg -	Number. 592,040	Number. 81,960	Number. 674,000	£ 4,252	0 0 1 3/4	Other Sorts :					Each.
" Belgium -	169,208	2,672	171,880	1,249	0 0 1 3/4	From Hamburg -	Number. 7,751	Number. 30	Number. 7,781	£ 3,078	£ s. d. 0 7 11
" British North America -	202,766	-	202,766	1,730	0 0 2	" United States :					Each.
" Other Parts -	10,654	-	10,654	71	0 0 1 1/2	N. Atlantic Ports -	28,562	4,745	33,307	13,146	0 7 11
	974,668	84,632	1,059,300	7,302		" British North America -	26,815	283	27,098	18,382	0 13 7
Deer, Undressed :					Each.	" Other Parts -	4,315	6	4,321	1,696	0 7 10
From East Coast of Africa -	9,800	-	9,800	939	0 1 11		67,443	5,064	72,507	36,302	
" Japan -	5,870	-	5,870	563	0 1 11	Goat, Undressed :					Each.
" United States : N. Atlantic Ports -	8,691	3,478	12,169	2,130	0 3 6	From Norway -	Number. 15,625	Number. 4,960	Number. 20,585	£ 2,059	£ s. d. 0 2 0
" Centl. America -	1,606	60	1,666	333	0 4 0	" Hamburg -	70,263	5,975	76,238	7,623	0 2 0
" New Granada -	5,140	-	5,140	1,028	0 4 0	" Holland -	49,965	3,600	53,565	7,141	0 2 8
" British India : Madras -	22,898	-	22,898	2,195	0 1 11	" Belgium -	11,670	1,590	13,260	1,768	0 2 8
Bengal and Pegu -	2,000	-	2,000	192	0 1 11	" France -	36,713	-	36,713	4,894	0 2 8
" Singapore and Eastn. Straits Settlements -	1,079	-	1,079	103	0 1 11	" Turkey Proper -	28,118	-	28,118	2,812	0 2 0
" British North America -	6,104	-	6,104	644	0 2 1	" British Possessions in S. Africa -	351,111	15,763	366,874	65,803	0 3 7
" Other Parts -	4,474	493	4,967	913	0 3 8	" British India : Bombay and Sindh -	7,749	-	7,749	307	0 0 9 1/2
	67,662	4,031	71,693	9,040		Madras -	12,450	-	12,450	597	0 0 11 1/4
Deer, Tanned, Tawed, or Dressed :					Each.	Bengal and Pegu -	84,650	-	84,650	3,870	0 0 11
From British India :	Number.	Number.	Number.	£	£ s. d.	" Singapore and Eastn. Straits Settlements -	4,650	-	4,650	223	0 0 11 1/2
Madras -	19,141	-	19,141	3,828	0 4 0	" Other Parts -	16,696	4,162	20,858	1,999	0 1 11
" Other Parts -	1,571	-	1,571	315	0 4 0		689,660	36,050	725,710	99,096	
	20,712	-	20,712	4,143							

PRINCIPAL ARTICLES AND COUNTRIES WHENCE IMPORTED (Cont ^d).	QUANTITIES IMPORTED.			COMPUTED REAL VALUE.		PRINCIPAL ARTICLES AND COUNTRIES WHENCE IMPORTED (Cont ^d).	QUANTITIES IMPORTED.			COMPUTED REAL VALUE.	
	In British Vessels.	In Foreign Vessels.	Total.	TOTAL IMPORTED.	AVERAGE PRICE FIXED FOR THE VALUE.		In British Vessels.	In Foreign Vessels.	Total.	TOTAL IMPORTED.	AVERAGE PRICE FIXED FOR THE VALUE.
SKINS, FURS, PELTS (Cont^d :						SKINS, FURS, PELTS (Cont^d :					
Goat, Tanned, Tawed, or Dressed :					Each.	Lynx :					Each.
From Hanover -	Number.	Number.	Number.	£	£ s. d.	From United States :	Number.	Number.	Number.	£	£ s. d.
" Hamburg -	11,020	-	11,020	1,378	0 2 6	N. Atlantic					
" Holland -	33,722	480	34,202	4,275	0 2 6	Ports -	988	380	1,368	974	0 14 3
" Belgium -	2,340	540	2,880	456	0 3 2	" British North					
" France -	4,356	4,364	8,720	1,381	0 3 2	America -	19,274	26	19,300	10,686	0 11 1
" French Possessions in India	66,405	-	66,405	10,514	0 3 2	" Other Parts -	13	-	13	9	0 14 4
" British India :							20,275	406	20,681	11,669	
Bombay and						" Marten :					Each.
Sinde -	16,720	3,500	20,220	2,029	0 2 0	From Hamburg -	Number.	Number.	Number.	£	£ s. d.
Madras -	1,839,478	31,360	1,870,838	178,296	0 1 11	" France -	4,985	420	5,405	3,361	0 12 5
Bengal and						" United States :					
Pegu -	15,860	-	15,860	1,782	0 2 3	N. Atlantic					
" Other Parts -	3,407	171	3,578	306	0 1 9	Ports -	4,194	-	4,194	2,512	0 12 0
	2,031,437	40,415	2,071,852	204,477		" British North					
						America -	136,266	25	136,291	107,216	0 15 9
						" Other Parts -	1,583	-	1,583	986	0 12 5
							156,408	445	156,853	119,814	
" Kid, Undressed :					Each.	" Musquash :					Each.
From Hamburg -	Number.	Number.	Number.	£	£ s. d.	From Hamburg -	Number.	Number.	Number.	£	£ s. d.
" Holland -	5,425	-	5,425	271	0 1 0	" Bremen -	17,418	-	17,418	705	0 0 9 1/2
" France -	120	7,711	7,831	392	0 1 0	" United States :		5,306	5,306	194	0 0 8 1/2
" Italy : Tuscany	-	1,200	1,200	60	0 1 0	N. Atlantic					
" British India :	1,020	-	1,020	51	0 1 0	Ports -	555,429	48,665	604,094	22,888	0 0 9
Bengal and						" British North					
Pegu -	5,250	-	5,250	263	0 1 0	America -	397,018	2,854	399,872	17,488	0 0 10 1/2
" Other Parts -	602	-	602	30	0 1 0	" Other Parts -	289	-	289	15	0 1 0 1/2
	12,417	8,911	21,328	1,067			970,154	56,825	1,026,979	41,290	
" Kid, Tanned, Tawed, or Dressed :					Each.	" Nutria :					Each.
From Hamburg -	Number.	Number.	Number.	£	£ s. d.	From France -	Number.	Number.	Number.	£	£ s. d.
" Holland -	4,456	-	4,456	335	0 1 6	Argentine Con-	5,052	-	5,052	281	0 1 1
" Belgium -	1,814	3,244	5,058	338	0 1 4	federation -	58,640	6,000	64,640	3,908	0 1 3
" France -	3,072	2,232	5,304	354	0 1 4	" Other Parts -	3,765	120	3,885	201	0 1 0 1/2
" Other Parts -	292,944	-	292,944	25,634	0 1 9		67,457	6,120	73,577	4,390	
	1,139	-	1,139	85	0 1 6						
	303,425	5,476	308,901	26,746		" Otter, Common :					Each.
						From Hamburg -	Number.	Number.	Number.	£	£ s. d.
" Lamb, Undressed :					Each.	" United States :	3,270	1,200	4,470	4,023	0 18 0
From Hamburg -	Number.	Number.	Number.	£	£ s. d.	N. Atlantic					
" France -	18,912	400	19,312	967	0 1 0	Ports -	777	52	829	648	0 15 6
" Spain -	31,610	3,200	34,810	1,741	0 1 0	Ports on the					
" Italy : Tuscany	-	47,904	47,904	2,395	0 1 0	Pacific -	140	-	140	105	0 15 0
Adriatic Ports	218,015	12,000	230,015	11,502	0 1 0	" British North					
of Ancona						America -	19,053	24	19,077	13,867	0 14 6
and the Ro-						" Other Parts -	260	-	260	196	0 15 1
magna -	88,225	1,500	89,725	4,486	0 1 0		23,500	1,276	24,776	18,839	
Naples -	9,500	-	9,500	475	0 1 0	" Otter, Sea :					Each.
" Papal Terri-						From Russia -	Number.	Number.	Number.	£	£ s. d.
tory -	12,860	-	12,860	643	0 1 0	United States :	30	-	30	248	8 5 0
" Austrian Ter-						N. Atlantic					
ritories -	33,000	-	33,000	1,650	0 1 0	Ports -	7	-	7	58	8 3 11
" Turkey Proper	110,499	-	110,499	5,525	0 1 0	" British North					
" Argentine Con-						America -	497	-	497	4,093	8 4 9
federation -	56,717	-	56,717	1,418	0 0 6	" Other Parts -	70	-	70	577	8 4 10
" Other Parts -	3,904	11,658	15,562	774	0 1 0		604	-	604	4,976	
	583,242	76,662	659,904	31,576		" Raccoon :					Each.
						From Hamburg -	Number.	Number.	Number.	£	£ s. d.
" Lamb, Tanned, Tawed, or Dressed :					Each.	United States :	12,515	-	12,515	1,244	0 2 0
From Hamburg -	Number.	Number.	Number.	£	£ s. d.	N. Atlantic					
" Holland -	34,453	200	34,653	2,600	0 1 6	Ports -	198,893	37,157	236,050	21,579	0 1 10
" Other Parts -	13,000	-	13,000	1,138	0 1 9	" British North					
	430	550	980	74	0 1 6	America -	4,404	25	4,429	343	0 1 7
	47,883	750	48,633	3,812		" Other Parts -	705	-	705	69	0 1 11
							216,517	37,182	253,699	23,235	

PRINCIPAL ARTICLES AND COUNTRIES WHENCE IMPORTED (Cont ^d).	QUANTITIES IMPORTED.			COMPUTED REAL VALUE.		PRINCIPAL ARTICLES AND COUNTRIES WHENCE IMPORTED (Cont ^d).	QUANTITIES IMPORTED.			COMPUTED REAL VALUE.	
	In British Vessels.	In Foreign Vessels.	Total.	TOTAL IMPORTED.	AVERAGE PRICE FIXED FOR THE VALUE.		In British Vessels.	In Foreign Vessels.	Total.	TOTAL IMPORTED.	AVERAGE PRICE FIXED FOR THE VALUE.
SKINS, FURS, PELTS (Cont^d):						SKINS, FURS, PELTS (Cont^d):					
Sable:	Number.	Number.	Number.	£	Each. £ s. d.	Squirrel or Calabar:	Number.	Number.	Number.	£	Each. £ s. d.
From Hamburg -	490	-	490	1,229	2 10 2	From Hamburg -	425,033	16,000	441,033	7,351	} 0 0 4
" Belgium -	160	50	210	571	2 14 5	" British North America -	4,572	-	4,572	72	
" United States: N. Atlantic Ports -	22	171	193	613	3 3 6	" Other Parts -	109	135	244	3	
" British North America -	274	18	292	331	1 2 8		429,714	16,135	445,849	7,426	
" Other Parts -	-	40	40	127	3 3 6	<i>See also Account of "Other Articles."</i>					
	946	279	1,225	2,871							
Seal:	Number.	Number.	Number.	£	Each. £ s. d.	SMELTS:	Cwts.	Cwts.	Cwts.	£	Per Cwt. £ s. d.
From Norway -	42,177	19,325	61,502	9,226	0 3 0	From Hamburg -	652	64	716	6,914	9 13 1
" Denmark -	12,096	-	12,096	1,816	0 3 0	" Bremen -	32	215	247	2,390	9 13 6
" Hamburg -	7,976	-	7,976	1,200	0 3 0	" Holland -	231	74	305	2,947	9 13 3
" United States: N. Atlantic Ports -	5,077	-	5,077	761	0 3 0	" Other Parts -	32	-	32	276	8 12 4
" British North Ports on the Pacific -	13,055	2,100	15,155	2,274	0 3 0		947	353	1,300	12,527	
" Uruguay -	16,934	-	16,934	2,540	0 3 0	SPELTER. See ZINC.					
" North. Whale Fishery -	15,752	-	15,752	7,876	0 10 0	SPICES:					
" Channel Islands	107,881	-	107,881	16,182	0 3 0	<i>(See also Account of Articles Subject to Duty, p. 95.)</i>					
" British Posses- sions in South Africa -	2,268	-	2,268	363	0 3 2	" Cassia Lignea:	Lbs.	Lbs.	Lbs.	£	Per Cwt. £ s. d.
" British North America -	4,123	-	4,123	2,062	0 10 0	From France -	26,600	-	26,600	1,101	4 12 8
" Falkland Islands	253,693	19,238	272,931	40,904	0 3 0	" China -	719,253	266,912	986,165	37,867	4 6 0
" Other Parts -	3,950	-	3,950	593	0 3 0	" Japan -	12,992	-	12,992	459	3 19 2
	3,639	-	3,639	858	0 4 9	" Singapore and Eastn. Straits Settlements -	56,878	-	56,878	2,169	4 5 5
	488,621	40,663	529,284	86,655		" Other Parts -	9,760	172	9,932	375	4 4 6
Sheep, Undressed:	Number.	Number.	Number.	£	Each. £ s. d.		825,483	267,084	1,092,567	41,971	
From Russia: South- ern Ports -	27,360	21,559	48,919	6,114	0 2 6	" Cassia Vera:	Lbs.	Lbs.	Lbs.	£	Per Cwt. £ s. d.
" Holland -	24,028	-	24,028	3,004	0 2 6	From Holland -	79,910	5,432	85,342	1,510	1 19 8
" France -	24,688	-	24,688	2,469	0 2 0	" Cinnamon:	Lbs.	Lbs.	Lbs.	£	Per Lb. £ s. d.
" Spain -	5,200	5,321	10,521	1,052	0 2 0	From Bremen -	-	7,050	7,050	88	0 0 3
" Turkey Proper	179,517	-	179,517	14,450	0 1 7½	" British India:	-	-	-	-	0 0 3
" Uruguay -	87,823	2,936	90,759	7,110	0 1 6¼	Madras -	25,244	-	25,244	316	0 0 3
" Argentine Con- federation -	841,167	16,724	857,891	59,020	0 1 4½	" Ceylon -	846,433	-	846,433	90,003	0 2 2
" British Posses- sions in South Africa -	934,707	45,855	980,562	88,273	0 1 9½	" Other Parts -	5,924	2,080	8,004	100	0 0 3
" British India:							877,601	9,130	886,731	90,507	
Bombay and Sinde -	15,946	-	15,946	133	0 0 2	" Cloves:	Lbs.	Lbs.	Lbs.	£	Per Lb. £ s. d.
Madras -	4,560	-	4,560	38	0 0 2	From Holland -	125,169	17,472	142,641	3,184	0 0 5¼
Bengal and Pegu -	250	-	250	2	0 0 2	" Eastern Coast of Africa -	1,380,099	-	1,380,099	18,673	0 0 3¼
" Singapore and Eastn. Straits Settlements -	10,360	-	10,360	86	0 0 2	" United States: N. Atlantic Ports -	39,303	45,661	84,964	1,232	0 0 3½
" Australia -	265,223	-	265,223	38,888	0 2 11¼	" British India:					
" Other Parts -	22,793	5,915	28,708	2,174	0 1 6¼	Bombay and Sinde -	1,656,117	-	1,656,117	21,968	0 0 3¼
	2,443,622	98,310	2,541,932	222,813		Bengal and Pegu -	790	-	790	11	C 0 3¼
Sheep, Tanned, Tawed, or Dressed:	Number.	Number.	Number.	£	Each. £ s. d.	" Singapore and Eastn. Straits Settlements -	40,713	14,079	54,792	2,827	0 1 0½
From Hamburg -	205,088	20,236	225,324	18,776	0 1 8	" Other Parts -	19,630	151	19,781	273	0 0 3¼
" Bremen -	-	12,808	12,808	1,067	0 1 8		3,261,821	77,363	3,339,184	48,168	
" Holland -	18,478	3,700	22,178	1,848	0 1 8						
" Belgium -	1,688	9,856	11,544	962	0 1 8						
" France -	60,818	-	60,818	5,068	0 1 8						
" French Posses- sions in India	17,500	-	17,500	656	0 0 9						
" British India:											
Bombay and Sinde -	22,087	4,000	26,087	979	0 0 9						
Madras -	1,316,959	26,300	1,343,259	50,372	0 0 9						
Bengal and Pegu -	1,200	-	1,200	45	0 0 9						
" Australia -	17,012	400	17,412	1,451	0 1 8						
" Other Parts -	19,602	744	20,346	1,530	0 1 6						
	1,680,432	78,044	1,758,476	82,754							

GENERAL IMPORTS.
(ARTICLES FREE OF DUTY.)

PRINCIPAL ARTICLES AND COUNTRIES WHENCE IMPORTED (Cont ^d).	QUANTITIES IMPORTED.			COMPUTED REAL VALUE.		PRINCIPAL ARTICLES AND COUNTRIES WHENCE IMPORTED (Cont ^d).	QUANTITIES IMPORTED.			COMPUTED REAL VALUE.	
	In British Vessels.	In Foreign Vessels.	Total.	TOTAL IMPORTED.	AVERAGE PRICE FIXED FOR THE VALUE.		In British Vessels.	In Foreign Vessels.	Total.	TOTAL IMPORTED.	AVERAGE PRICE FIXED FOR THE VALUE.
SPICES (Cont^d):						STEEL, Unwrought. See IRON.					
Ginger, Raw:	Cwts.	Cwts.	Cwts.	£	Per Cwt. £ s. d.	STONES:					
From Sierra Leone -	7,211	-	7,211	15,520	2 3 1	Emery Stone:	Cwts.	Cwts.	Cwts.	£	Per Cwt. £ s. d.
" British India:						From Spain - -	1,900	-	1,900	760	0 8 0
Bombay and	633	-	633	2,172	3 8 8	" Greece - -	9,502	-	9,502	4,047	0 8 6
Sinde -	5,483	-	5,483	18,715	3 8 3	" Turkey Proper	3,510	-	3,510	1,580	0 9 0
Madras -						" Other Parts -	32	-	32	14	0 8 9
Bengal and	30,889	-	30,889	38,946	1 5 3		14,944	-	14,944	6,401	
Pegu -						" Marble, in Rough					
" British West	7,912	1,061	8,973	30,886	3 8 10	Blocks or Slabs:					
" India Islands	911	-	911	3,116	3 8 5	From Italy: Sardinian	Tons.	Tons.	Tons.	£	Per Ton. £ s. d.
" Other Parts -						States	1,362	1,313	2,675	20,063	7 10 0
	53,039	1,061	54,100	109,355		Tuscany	4,148	2,835	6,983	52,373	7 10 0
						" Other Parts -	268	68	336	1,649	4 18 2
							5,788	4,216	9,994	74,085	
Mace:	Lbs.	Lbs.	Lbs.	£	Per Lb. £ s. d.	" Sawn, or otherwise					
From Holland -	39,348	1,746	41,094	2,644		Manufactured:	Cwts.	Cwts.	Cwts.	£	Per Cwt. £ s. d.
" British India:						From Belgium -	9,018	7,833	16,851	5,477	0 6 6
Madras -	1,308	-	1,308	107		" Italy: Sardinian					
Bengal and	928	-	928	62	0 1 4	States -	1,566	1,283	2,849	2,849	1 0 0
Pegu -						Tuscany	10,790	7,715	18,505	18,505	1 0 0
" Singapore and	13,043	2,827	15,870	1,152		" Other Parts -	2,218	149	2,367	2,212	0 18 8
" Eastn. Straits	4,321	42	4,363	367			23,592	16,980	40,572	29,043	
" Other Parts -						See also Account of "Other					
	58,948	4,615	63,563	4,332		Articles."					
						SUGAR. See Account of					
Nutmegs:	Lbs.	Lbs.	Lbs.	£	Per Lb. £ s. d.	Articles Subject to Duty,					
From Holland -	445,627	7,064	452,691	22,465	0 1 0	p. 96.					
" British India:						SWINE. See ANIMALS.					
Bengal and	15,416	-	15,416	707	0 0 11	TALLOW:	Cwts.	Cwts.	Cwts.	£	Per Cwt. £ s. d.
Pegu -						From Russia -	647,547	45,936	693,483	1,671,962	2 8 3
" Singapore and	248,029	38,969	286,998	18,818	0 1 3 1/2	" United States:					
" Eastn. Straits	16,142	724	16,866	631	0 0 9 1/2	N. Atlantic	107,166	21,844	129,010	271,605	2 2 1
" Other Parts -						Ports -					
	725,214	46,757	771,971	42,621		S. Atlantic	1,126	-	1,126	2,290	2 0 8
						Ports -	2,283	-	2,283	4,840	2 2 5
Pimento:	Cwts.	Cwts.	Cwts.	£	Per Cwt. £ s. d.	" Chili - -	20,112	9,530	29,642	63,934	2 3 2
From British West	21,768	3,686	25,454	29,587	1 3 3	" Brazil - -	91,809	173,043	264,852	589,982	2 4 7
" India Islands:						" Uruguay -					
Jamaica -	173	156	329	414	1 5 2	" Argentine Con-	103,125	11,326	114,451	254,352	2 4 5
" Other Parts -						" federation -	117,729	-	117,729	247,106	2 2 0
	21,941	3,842	25,783	30,001		" Australia -	8,108	564	8,672	19,211	2 4 4
						" Other Parts -					
							1,099,005	262,243	1,361,248	3,125,282	
SPIRITS. See Account of						TAPIOCA. See Account of					
Articles Subject to Duty,						Articles Subject to Duty,					
p. 95.						p. 99.					
SPONGE:	Lbs.	Lbs.	Lbs.	Declared Value. £		TAR:	Barrels.	Barrels.	Barrels.	£	Per Barrel. £ s. d.
From Austrian Ter-	99,449	-	99,449	20,760	-	From Russia -	41,495	88,205	129,700	122,929	0 19 0
" territories -	140,854	-	140,854	25,506	-	" Sweden -	930	3,481	3,711	3,420	0 18 5
" Greece -	276,950	-	276,950	44,447	-	" Norway -	115	1,912	2,027	1,644	0 16 3
" Turkey Proper						" Hamburg -	9,200	550	9,750	8,952	0 18 4
" British West	160,923	-	160,923	11,329	-	" Lubeck -	-	1,921	1,921	1,817	0 18 11
" India Islands:	6,627	9,325	15,952	1,738	-	" United States:					
" Bahamas -						N. Atlantic	4,755	1,179	5,934	4,825	0 16 3
" Other Parts -						Ports -	143	187	330	282	0 17 1
	684,803	9,325	694,128	103,780		" Other Parts -					
							55,938	97,435	153,373	143,869	
STEARINE:	Cwts.	Cwts.	Cwts.	£	Per Cwt. £ s. d.	TEA. See Account of Articles					
From Hamburg -	246	447	693	2,548	3 13 6	Subject to Duty.					
" Holland -	540	-	540	1,862	3 9 0						
" Belgium -	1,102	779	1,881	6,752	3 11 9						
" France -	408	30	438	1,577	3 12 0						
" United States:											
" N. Atlantic	4,460	884	5,344	19,407	3 12 8						
" Ports -											
" Other Parts -	208	194	402	1,477	3 13 6						
	6,964	2,334	9,298	33,623							

PRINCIPAL ARTICLES AND COUNTRIES WHENCE IMPORTED (Cont ^d).	QUANTITIES IMPORTED.			COMPUTED REAL VALUE.		PRINCIPAL ARTICLES AND COUNTRIES WHENCE IMPORTED (Cont ^d).	QUANTITIES IMPORTED.			COMPUTED REAL VALUE.	
	In British Vessels.	In Foreign Vessels.	Total.	TOTAL IMPORTED.	AVERAGE PRICE FIXED FOR THE VALUE.		In British Vessels.	In Foreign Vessels.	Total.	TOTAL IMPORTED.	AVERAGE PRICE FIXED FOR THE VALUE.
TEETH, Elephants', Sea Cow, Sea Horse or Sea Horse :						TORTOISE and TURTLE SHELL, Unmanufactured :					
From Hamburg -	Cwts. 132		Cwts. 132	£ 4,170	Per Cwt. £ s. d. 31 11 10	Tortoise Shell :					
" Holland -	607		607	19,254	31 14 5	From Holland -	Lbs. 2,586	Lbs. -	Lbs. 2,586	£ 1,712	Per Lb. £ s. d. 0 13 3
" Portugal -	420	261	681	21,880	32 2 7	" France -	2,168	-	2,168	1,495	0 13 10
" Egypt -	666	-	666	21,307	31 19 10	" Egypt -	1,194	-	1,194	645	0 10 10
" Fernando Po -	424	-	424	13,562	31 19 9	" St. Thomas -	856	28	884	624	0 14 1
" Portuguese Possessions in W. Africa -	967	-	967	29,944	30 19 4	" United States : N. Atlantic Ports -	1,868	-	1,868	1,136	0 12 4
" W. Coast of Africa, not particularly designated -	561	-	561	18,161	32 7 5	" Centl. America -	1,747	-	1,747	1,319	0 15 1
" East Coast of Africa -	1,609	-	1,609	50,514	31 8 3	" New Granada -	5,078	-	5,078	4,768	0 18 9
" United States : Ports on the Pacific -	82	-	82	1,476	18 0 0	" British India : Bombay and Sinde -	2,978	-	2,978	1,409	0 9 6
" Malta -	974	-	974	30,826	31 13 0	" Singapore and Eastn. Straits Settlements -	4,043	469	4,512	3,056	0 13 6
" Sierra Leone -	51	-	51	1,575	30 18 0	" Australia -	5,670	-	5,670	2,973	0 10 4
" British Possessions on the Gold Coast -	126	-	126	4,011	31 16 8	" British West India Islands -	7,786	66	7,852	5,316	0 13 5
" British Possessions in South Africa -	896	-	896	28,227	31 10 0	" Belize (Honduras) -	637	-	637	462	0 15 0
" British India : Bombay and Sinde -	2,190	-	2,190	68,231	31 3 0	" Other Parts -	2,114	-	2,114	1,161	0 11 0
" Madras -	-	1	1	32	32 0 0						
" Bengal and Pegu -	3	-	3	98	32 13 4	" Turtle Shell :					
" Other Parts -	280	18	298	9,018	30 5 5	From France -	Lbs. 224	Lbs. -	Lbs. 224	£ 45	Per Lb. £ s. d. 0 4 0
	9,988	280	10,268	322,286		" New Granada -	237	-	237	47	
						" British West India Islands -	738	-	738	144	
						" Other Parts -	114	148	262	51	
							1,313	148	1,461	287	
TERRA JAPONICA. See CUTCH AND GAMBIE.						Toys :					
						From Hamburg -	Value. £ 49,288	Value. £ 10,461	Value. £ 59,749	Declared Value. £ 59,749	-
						" Bremen -	2,911	32,227	35,138	35,138	-
						" Holland -	27,012	3,207	30,219	30,219	-
						" France -	35,741	260	36,001	36,001	-
						" Other Parts -	1,052	865	1,917	1,917	-
							116,004	47,020	163,024	163,024	
TIMBER. See WOOD.						TURMERIC :					
						From British India :					
						Madras -	352	-	352	6,415	18 4 6
						" Bengal and Pegu -	940	-	940	23,461	24 19 2
						" Other Parts -	10	-	10	245	24 10 0
							1,302	-	1,302	30,121	
TIN :						TURPENTINE :					
Ore of :						From France -	Cwts. 9,732	Cwts. 1,152	Cwts. 10,884	£ 8,261	Per Cwt. £ s. d. 0 15 2
From Peru -	Tons. 307	-	Tons. 307	£ 18,420	4 15 8	" Greece -	8,719	7,470	16,189	14,709	0 18 3
" Chili -	79	-	79	4,740	4 12 0	" United States : N. Atlantic Ports -	12,868	-	12,868	9,392	0 14 7
" Australia -	222	-	222	13,320	4 6 4	" Other Parts -	4,351	136	4,487	3,479	0 15 6
" Other Parts -	31	-	31	1,860	4 9 8		35,670	8,758	44,428	35,841	
	639	-	639	38,340		ULTRAMARINE :					
						From Hamburg -	Cwts. 684	Cwts. 51	Cwts. 735	£ 7,260	-
" In Blocks, Ingots, Bars, or Slabs :						" Bremen -	637	7,212	7,849	30,697	-
From Holland -	Cwts. 9,473	Cwts. 718	Cwts. 10,191	£ 48,762	4 15 8	" Holland -	13,636	2,001	15,637	59,534	-
" China -	-	599	599	2,805	4 13 8	" Belgium -	997	786	1,783	5,642	-
" Japan -	2,465	-	2,465	11,336	4 12 0	" France -	947	170	1,057	5,477	-
" New Granada -	865	-	865	3,733	4 6 4	" Other Parts -	370	81	451	1,896	-
" Peru -	346	-	346	1,511	4 7 4		17,271	10,241	27,512	110,506	
" Bolivia -	318	-	318	1,405	4 8 4						
" Chili -	257	-	257	1,152	4 9 8						
" British India : Bombay and Sinde -	387	-	387	1,729	4 9 4						
" Bengal and Pegu -	1,258	-	1,258	5,924	4 14 3						
" Singapore and Eastn. Straits Settlements -	72,655	24,338	96,993	450,101	4 12 10						
" Other Parts -	285	8	293	1,345	4 11 10						
	88,309	25,663	113,972	529,803							
TOBACCO. See Account of Articles Subject to Duty, p. 100.											

PRINCIPAL ARTICLES AND COUNTRIES WHENCE IMPORTED (Cont ^d).	QUANTITIES IMPORTED.			COMPUTED REAL VALUE.		PRINCIPAL ARTICLES AND COUNTRIES WHENCE IMPORTED (Cont ^d).	QUANTITIES IMPORTED.			COMPUTED REAL VALUE.	
	In British Vessels.	In Foreign Vessels.	Total.	TOTAL IMPORTED.	AVERAGE PRICE FIXED FOR THE VALUE.		In British Vessels.	In Foreign Vessels.	Total.	TOTAL IMPORTED.	AVERAGE PRICE FIXED FOR THE VALUE.
UMBRELLAS. See SILK MANUFACTURES.						WAX, BEES' (Cont ^d):					
VALONIA:						Unbleached (Cont ^d):					
From Greece -	Tons. 3,220	Tons. 950	Tons. 4,170	£ 59,415	Per Ton. 14 5 0	From British Possessions on the River Gambia	Cwts. 1,132	Cwts. 31	Cwts. 1,163	£ 10,104	Per Cwt. 8 13 9
" Turkey Proper -	14,026	447	14,473	245,014	16 18 7	" British India: Bombay and Sinde -	91	-	91	806	8 17 1
" Other Parts -	1,003	56	1,059	16,031	15 2 9	Madras -	882	-	882	7,735	8 15 5
	18,249	1,453	19,702	320,460		Bengal and Pegu -	425	-	425	3,924	9 4 8
VERMICELLI. See MACCARONI.						" British West India Islands	828	123	951	8,491	8 18 7
VINEGAR. See Account of Articles Subject to Duty, p. 101.						" Other Parts -	235	90	375	3,368	8 19 8
VENEERS:				Declared Value.			8,948	385	9,333	80,982	
From France -	Cwts. 4,561	Cwts. 100	Cwts. 4,661	£ 18,056	-	" VEGETABLE. See Account of "Other Articles."					
" Other Parts -	277	29	306	969	-	WHALE FIN:					
	4,838	129	4,967	19,025		From Denmark -	Tons. -	Tons. 6	Tons. 6	£ 2,680	Per Ton. 462 0 0
WATCHES:				Declared Value.		" United States: N. Atlantic Ports -	18	9	27	11,898	443 0 0
Gold:				£		Ports on the Pacific -	1	-	1	531	425 0 0
From France -	Number. 31,099	Number. 48	Number. 31,147	108,730	-	" Brazil -	6	-	6	2,399	410 0 0
" Other Parts -	109	544	653	3,867	-	" North. Whale Fishery -	46	-	46	19,548	540 0 0
	31,208	592	31,800	112,597		" Australia -	12	-	12	4,876	412 0 0
" Silver, or any other metal, not Gold:				Declared Value.		" British North America -	6	-	6	2,925	487 10 0
From France -	Number. 109,921	Number. 30	Number. 109,951	140,932	-	" Other Parts -	9	1	10	4,335	433 0 0
" Other Parts -	622	1,397	2,019	3,547	-		98	16	114	49,192	
	110,543	1,427	111,970	144,479		WINE. See Account of Articles Subject to Duty, p. 101.					
WATER, Cologne. See SPIRITS.						WOOD and TIMBER:					
WAX, BEES':						(See also Account of Articles Subject to Duty, p. 102.)					
Bleached:				£	Per Cwt. £ s. d.	" DYEWOODS:					
From Holland -	Cwts. 63	Cwts. -	Cwts. 63	626	10 0 0	" Brazil Wood:					
" Japan -	715	-	715	7,181	10 0 9	From Mexico -	Tons. 372	Tons. 1,289	Tons. 1,661	£ 20,430	Per Ton. 11 7 10
" British India: Bombay and Sinde -	36	-	36	362	10 0 0	" New Granada -	198	-	198	1,980	
Madras -	338	14	352	3,529	10 0 8	" Venezuela -	-	773	773	7,730	
Bengal and Pegu -	61	-	61	612	10 0 0	" Other Parts -	9	100	109	1,090	
" Other Parts -	113	5	118	1,186	10 1 0		579	2,162	2,741	31,230	
	1,326	19	1,345	13,496		" FUSTIC:					
" Unbleached:				£	Per Cwt. £ s. d.	From Cuba -	Tons. 493	Tons. 397	Tons. 890	£ 6,999	Per Ton. 7 17 3
From Hamburg -	Cwts. 95	Cwts. 67	Cwts. 162	1,487	9 3 7	" Curaçoa -	704	253	957	5,100	5 6 7
" Holland -	301	-	301	2,778	9 4 7	" United States: N. Atlantic Ports -	701	345	1,046	8,554	8 3 7
" France -	288	-	288	2,594	9 0 0	S. Atlantic Ports -	112	-	112	896	8 0 0
" Portugal -	207	-	207	2,012	9 14 5	" Mexico -	346	345	691	4,056	5 17 5
" Morocco -	1,114	21	1,135	7,281	6 8 4	" Centl. America -	326	-	326	1,590	4 17 6
" Portuguese Possessions in West Africa	901	-	901	7,772	8 12 6	" New Granada -	812	183	995	5,160	5 3 9
" Western Coast of Africa, not particularly designated -	38	-	38	321	8 9 0	" Venezuela -	531	726	1,257	7,554	6 0 2
" East Coast of Africa -	167	-	167	1,399	8 7 7	" Brazil -	509	-	509	3,046	5 19 8
" China -	225	-	225	2,138	9 10 0	" British West India Islands	3,858	328	4,186	23,013	5 9 11
" Japan -	920	-	920	8,280	9 0 0	" Belize (Honduras) -	246	74	320	2,070	6 9 4
" United States: N. Atlantic Ports -	1,043	53	1,096	10,433	9 10 5	" Other Parts -	134	37	171	999	5 16 10
" S. Atlantic Ports -	6	-	6	59	9 17 6		8,772	2,688	11,460	69,037	

PRINCIPAL ARTICLES AND COUNTRIES WHENCE IMPORTED (Cont ^d).	QUANTITIES IMPORTED.			COMPUTED REAL VALUE.		PRINCIPAL ARTICLES AND COUNTRIES WHENCE IMPORTED (Cont ^d).	QUANTITIES IMPORTED.			COMPUTED REAL VALUE.	
	In British Vessels.	In Foreign Vessels.	Total.	TOTAL IMPORTED.	AVERAGE PRICE FIXED FOR THE VALUE.		In British Vessels.	In Foreign Vessels.	Total.	TOTAL IMPORTED.	AVERAGE PRICE FIXED FOR THE VALUE.
WOOD and TIMBER (Cont^d):						Wool (Cont^d):					
DYEWOODS (Cont^d):						Sheep or Lambs' (Cont^d):					
" Logwood:					Per Ton.	From Holland -	Lbs.	Lbs.	Lbs.	£	Per Lb.
From Cuba -	Tons. 1,362	Tons. 116	Tons. 1,478	£ 6,084	£ s. d. 4 2 4	Belgium -	386,226	19,910	406,136	39,105	£ s. d. 0 1 11½
" Hayti and St. Domingo -	1,615	177	1,792	7,052	3 18 8	" France -	1,181,380	255,119	1,436,499	126,749	0 1 9½
" United States: N. Atlantic Ports -	2,736	2,210	4,946	30,838	6 4 8	" Portugal -	1,381,289	81,310	1,462,599	132,288	0 1 9¼
" Mexico -	994	974	1,968	17,676	8 19 8	" Spain -	2,336,234	199,221	2,535,455	137,811	0 1 1
" British West India Islands -	11,912	132	12,044	44,495	3 13 11	" Italy: Tuscany -	45,607	70,004	115,611	9,774	0 1 8½
" Belize (Honduras) -	1,117	3,089	4,206	17,432	4 2 11	" Sicily -	35,943	-	35,943	1,726	0 0 11½
" Other Parts -	270	143	413	2,212	5 7 1	" Austrian Territories -	30,007	-	30,007	1,474	0 0 11½
	20,006	6,841	26,847	125,789		" Turkey Proper -	311,818	-	311,818	16,157	0 1 0½
" Sapan Wood:						" Syria and Palestine -	4,315,805	83,000	4,398,805	178,097	0 0 9½
From Philippine I. -	Tons. 270	Tons. 48	Tons. 318	£ 3,426	Per Ton. £ s. d. 10 15 6	" Egypt -	22,477	-	22,477	891	0 0 9½
" British India: Bombay and Sind -	17	-	17	289	17 0 0	" Morocco -	1,682,529	125,253	1,807,782	100,274	0 1 1½
" Madras -	82	-	82	866	10 11 3	" United States: N. Atlantic Ports -	356,870	74,673	431,543	16,238	0 0 9
" Singapore and Eastn. Straits Settlements -	248	33	281	3,176	11 6 0	" Ports on the Pacific -	22,770	22,306	45,076	3,036	0 1 4½
" Ceylon -	6	-	6	80	13 6 8	" Mexico -	276	-	276	14	0 1 0
" Other Parts -	46	11	57	632	11 1 9	" New Granada -	48,700	13,018	61,718	1,928	0 0 7½
	669	92	761	8,469		" Peru -	452,697	-	452,697	25,171	0 1 1½
See also Account of "Other Articles."						" Chile -	3,250,198	-	3,250,198	198,676	0 1 2½
Wool:						" Brazil -	831,415	-	831,415	25,042	0 0 7½
Alpaca, Llama, and Vicuña:	Lbs.	Lbs.	Lbs.	£	Per Lb. £ s. d.	" Uruguay -	26,370	27,300	53,670	2,632	0 0 11½
From British West India Islands: Barbadoes -	7,504	-	7,504	1,126	0 3 0	" Argentine Confederation -	3,790,134	1,052,919	4,843,053	191,437	0 0 9½
" New Granada -	93,066	-	93,066	11,967	0 2 6½	" Gibraltar -	5,297,935	241,943	5,539,878	176,269	0 0 7½
" Peru -	2,384,874	-	2,384,874	342,561	0 2 10½	" Malta -	406,287	10,234	416,521	20,825	0 1 0
" Chile -	307,617	-	307,617	46,738	0 3 0½	" British Possessions in S. Africa -	44,660	-	44,660	1,308	0 0 7
" Other Parts -	87	350	437	61	0 2 9½	" Mauritius -	28,077,447	1,142,876	29,220,323	1,837,483	0 1 3½
	2,793,148	350	2,793,498	402,453		" British India: Bombay and Sind -	56,462	-	56,462	4,352	0 1 6½
" Goats' Wool or Hair:						" Madras -	16,899,825	184,474	17,084,299	811,138	0 0 11½
From Russia -	Lbs. 71,540	Lbs. -	Lbs. 71,540	£ 10,317	Per Lb. £ s. d. 0 2 10½	" Bengal and Pegu -	7,119	-	7,119	163	0 0 5½
" Denmark -	20,000	-	20,000	2,896	0 2 10½	" Australia -	14,199	-	14,199	659	0 0 11½
" Holland -	25,166	-	25,166	3,579	0 2 10½	" Falkland I. -	109,163,731	570,530	109,734,261	8,866,556	0 1 7½
" Belgium -	23,076	2,240	25,316	3,511	0 2 9½	" Other Parts -	111,298	-	111,298	5,745	0 1 0½
" France -	74,755	13,910	88,665	13,150	0 2 11½		77,428	44,240	121,668	4,932	0 0 9½
" Spain -	-	12,960	12,960	1,865	0 2 10½		197,910,840	11,502,409	209,413,249	14,527,977	
" Turkey Proper -	5,056,037	-	5,056,037	786,915	0 3 1½	" Cotton. See Cotton, RAW.					
" Egypt -	27,946	-	27,946	4,207	0 3 0½						
" United States: N. Atlantic Ports -	4,399	-	4,399	637	0 2 10½	WOOLLEN MANUFACTURES:					
" British Possessions in S. Africa -	7,995	1,614	9,609	1,468	0 3 0½	Carpets and Rugs:					Declared Value.
" British India: Bombay and Sind -	49,981	-	49,981	7,204	0 2 10½	From France -	Square Yards. 11,370	Square Yards. -	Square Yards. 11,370	£ 4,481	-
" Bengal -	3,169	-	3,169	449	0 2 10	" Turkey Proper -	52,301	-	52,301	28,914	-
" Other Parts -	7,425	400	7,825	1,124	0 2 10½	" United States: N. Atlantic Ports -	20,258	1,520	21,778	720	-
	5,371,489	31,124	5,402,613	837,922		" British India: Bombay and Sind -	72	-	72	55	-
" Sheep or Lambs':						" Madras -	3,090	-	3,090	1,369	-
From Russia -	Lbs. 9,988,745	Lbs. 5,061,198	Lbs. 15,049,943	£ 785,686	Per Lb. £ s. d. 0 1 0½	" Bengal and Pegu -	1,498	-	1,498	1,127	-
" Denmark and Iceland -	1,292,377	1,049,173	2,341,550	129,720	0 1 1½	" Other Parts -	5,282	3,545	8,827	2,581	-
" Prussia -	209,604	70,007	279,611	26,780	0 1 11		93,871	5,065	98,936	39,247	
" Hanover -	53,793	-	53,793	5,109	0 1 10½	" Shawls, Scarfs, and Handkerchiefs:					Declared Value.
" Hamburg -	5,565,216	568,556	6,133,772	581,305	0 1 10½	From Hamburg -	Lbs. 20,753	Lbs. 1,122	Lbs. 21,875	£ 6,703	-
" Bremen -	135,969	535,145	671,114	61,425	0 1 10	" Belgium -	290	2,341	2,631	643	-
						" France -	110,746	10	110,756	120,917	-
						" Other Parts -	723	11	734	356	-
							132,512	3,484	135,996	128,619	-

PRINCIPAL ARTICLES AND COUNTRIES WHENCE IMPORTED (Cont ^d).	QUANTITIES IMPORTED.			COMPUTED REAL VALUE.		PRINCIPAL ARTICLES AND COUNTRIES WHENCE IMPORTED (Cont ^d).	QUANTITIES IMPORTED.			COMPUTED REAL VALUE.	
	In British Vessels.	In Foreign Vessels.	Total.	TOTAL IMPORTED.	AVERAGE PRICE FIXED FOR THE VALUE.		In British Vessels.	In Foreign Vessels.	Total.	TOTAL IMPORTED.	AVERAGE PRICE FIXED FOR THE VALUE.
WOOLLEN MANUFACTURES (Cont^d):						WOOLLEN and WORSTED YARN (Cont^d):					
Cloths:	Pieces.	Pieces.	Pieces.	Declared Value. £		Wholly of Wool or mixed with Silk or weaving:	Lbs.	Lbs.	Lbs.	£	Per Lb. £ s. d.
From Prussia -	1,025	-	1,025	11,746	-	From Hanover -	18,528	-	18,528	4,169	} 0 4 6
" Hamburg -	9,225	1,877	11,102	62,872	-	" Hamburg -	763,595	6,328	769,923	173,233	
" Bremen -	140	1,423	1,563	11,307	-	" Bremen -	11,959	42,499	54,458	12,253	
" Holland -	1,171	37	1,208	3,080	-	" Holland -	122,293	62,996	185,289	41,690	
" Belgium -	5,465	2,251	7,716	49,434	-	" Belgium -	2,998,871	116,834	3,115,705	701,034	
" France -	2,907	81	2,988	5,753	-	" France -	35,167	674	35,841	8,064	
" United States: N. Atlantic Ports -	8,690	53	8,743	31,888	-	" Other Parts -	650	452	1,102	219	
" Other Parts -	2,299	200	2,499	14,141	-						
	30,922	5,922	36,844	190,221			3,951,063	229,783	4,180,846	940,692	
Stuffs:	Pieces.	Pieces.	Pieces.	Declared Value. £		YARN. See CORDAGE and CABLES, and COTTON, LINEN, JUTE, and WOOLLEN YARN.					
From Hamburg -	33,956	1,317	35,273	65,624	-	YEAST, Dried:	Cwts.	Cwts.	Cwts.	£	Per Cwt. £ s. d.
" Bremen -	120	1,935	2,055	4,687	-	From Hamburg -	8,470	460	8,930	18,003	} 2 0 4
" Holland -	578	979	1,557	1,466	-	" Holland -	104,653	1,074	105,727	213,388	
" Belgium -	417	213	630	2,655	-	" Other Parts -	111	300	411	837	
" France -	111,384	181	111,565	250,886	-		113,234	1,834	115,068	232,228	
" United States: N. Atlantic Ports -	1,656	94	1,750	5,983	-	YELLOW BERRIES. See BERRIES.					
" Other Parts -	1,202	54	1,256	2,674	-	ZINC:					
	149,313	4,773	154,086	333,975		Crude, in Cakes:	Tons.	Tons.	Tons.	£	Per Ton. £ s. d.
Hosiery of all Kinds:	Value. £	Value. £	Value. £	Declared Value. £		From Prussia -	4,290	742	5,032	110,956	22 1 0
From Hamburg -	10,896	763	11,659	11,659	-	" Hamburg -	9,353	1,801	11,154	242,334	21 14 6
" Bremen -	-	828	828	828	-	" Holland -	1,641	398	2,039	44,810	21 19 6
" Holland -	630	-	630	630	-	" Belgium -	2,675	185	2,860	62,055	21 13 11
" Belgium -	100	140	240	240	-	" France -	351	24	375	8,281	22 1 8
" France -	436	-	436	436	-	" Other Parts -	504	229	733	15,838	21 12 2
" United States: N. Atlantic Ports -	370	344	714	714	-		18,814	3,379	22,193	484,274	
" Bahamas -	282	2,888	3,170	3,170	-	" Oxide, or White of:	Tons.	Tons.	Tons.	£	Per Ton. £ s. d.
" Other Parts -	760	43	803	803	-	From Holland -	16	198	214	6,206	} 29 0 0
	13,474	5,006	18,480	18,480		" Belgium -	466	194	660	19,140	
Unenumerated:	Value. £	Value. £	Value. £	Declared Value. £		" United States: N. Atlantic Ports -	201	307	508	14,732	
From Hamburg -	131,510	14,454	145,964	145,964	-	" Other Parts -	51	73	124	3,596	
" Bremen -	292	5,053	5,345	5,345	-		734	772	1,506	43,674	
" Holland -	107,335	6,769	114,104	114,104	-	" Rolled, but not otherwise Manufactured:	Tons.	Tons.	Tons.	£	Per Ton. £ s. d.
" Belgium -	54,187	12,433	66,620	66,620	-	From Prussia -	915	5	920	24,607	} 25 12 11
" France -	807,055	173	807,228	807,228	-	" Hamburg -	853	332	1,185	30,628	
" United States: N. Atlantic Ports -	9,864	1,618	11,482	11,482	-	" Holland -	339	1,294	1,633	41,322	
Ports on the Pacific -	25	-	25	25	-	" Belgium -	3,759	970	4,729	120,408	
" Bahamas -	16,040	1,471	17,511	17,511	-	" Other Parts -	34	-	34	821	
" Other Parts -	9,687	2,596	12,283	12,283	-		5,891	2,601	8,492	217,786	
WOOLLEN and WORSTED YARN:	1,135,995	44,567	1,180,562	1,180,562							
Berlin Wool or Zephyr Yarn, and Yarn used for Fancy Purposes:						From Prussia -					
From Hamburg -	187,352	7,596	194,948	53,612	} 0 5 6	" Hamburg -	853	332	1,185	30,628	} 25 12 11
" Other Parts -	10,908	5,388	16,296	4,480		" Holland -	339	1,294	1,633	41,322	
	198,260	12,984	211,244	58,092		" Belgium -	3,759	970	4,729	120,408	
						" Other Parts -	34	-	34	821	
							5,891	2,601	8,492	217,786	

No. 36.—*Continued.*

GENERAL IMPORTS.

PRINCIPAL ARTICLES.

IN THE YEAR 1865.

2.—IMPORTS AND CONSUMPTION OF ARTICLES SUBJECT TO DUTY.

PRINCIPAL ARTICLES AND COUNTRIES WHENCE IMPORTED.	QUANTITIES IMPORTED.			ENTERED FOR HOME CONSUMP- TION.	COMPUTED REAL VALUE.		DUTY.	
	In British Vessels.	In Foreign Vessels.	Total.		TOTAL IMPORTED.	AVERAGE PRICE FIXED FOR THE VALUE.	GROSS AMOUNT RECEIVED.	RATE, AND WHEN IMPOSED.
ARROWROOT :								
From British Possessions in South Africa	Cwts. 1,250	Cwts. -	Cwts. 1,250	Cwts. 891	£ 3,904	Per Cwt. £ s. d. 3 2 6	£ 17	} 4d. per Cwt. - 4th June 1863.
" Singapore and the Eastern Straits Settlements	976	-	976	616	1,138	1 3 4	12	
" Bermudas	196	1	197	197	1,837	9 7 0	4	
" British West India Islands	19,735	263	19,998	19,384	37,510	1 17 6	364	
" Other Parts	880	21	901	825	1,073	1 3 10	14	
	23,037	285	23,322	21,913	45,462		411	
CHICORY, Raw or Kiln-dried :								
From Holland	Cwts. 4,429	Cwts. 2,993	Cwts. 7,422	Cwts. 6,861	£ 3,361	Per Cwt. £ s. d. 0 9 1	£ 9,091	} 1l. 6s. 6d. per Cwt. - 17th April 1863.
" Belgium	60,565	27,068	87,633	89,349	38,694	0 8 10	118,388	
" Other Parts	8	-	8	312	3	0 7 6	413	
	65,002	30,061	95,063	96,522	42,058		127,892	
Cocoa :								
From Holland	Lbs. 94,510	Lbs. 4,504	Lbs. 99,014	Lbs. 63,007	£ 3,191	Per Lb. £ s. d. 0 0 7½	£ 263	} 1d. per Lb. - 4th June 1863.
" Belgium	37,993	-	37,993	5,502	732	0 0 4½	23	
" France	245,942	-	245,942	23,582	6,818	0 0 6½	98	
" Italy: Genoa	23,440	-	23,440	14,025	488	0 0 5	58	
" Dutch Guiana	44,113	69,686	113,799	131,525	3,632	0 0 7½	548	
" New Granada	505,021	-	505,021	67,529	16,018	0 0 7½	281	
" Venezuela	110,595	7,950	118,545	1,712	3,775	0 0 7½	7	
" Ecuador	498,599	-	498,599	38,336	17,291	0 0 8½	160	
" Brazil	791,470	61,925	853,395	415,289	15,835	0 0 4½	1,730	
" British West India Islands	4,667,567	9,808	4,677,375	3,349,617	145,377	0 0 7½	13,967	
" British Guiana	89,950	25,965	115,915	98,458	2,330	0 0 4½	410	
" Other Parts	128,291	47,653	175,944	78,053	4,800	0 0 6½	326	
	7,237,491	227,491	7,464,982	4,286,635	220,287		17,871	
" Paste or Chocolate :								
From Hamburg	Lbs. 7,314	Lbs. 787	Lbs. 8,101	Lbs. 6,935	£ 506	Per Lb. £ s. d. 0 1 3	£ 58	} 2d. per Lb. - 4th June 1863.
" Holland	4,898	622	5,520	5,522	345		46	
" France	105,193	28,960	134,153	131,222	8,386		1,094	
" Other Parts	3,197	1,145	4,342	4,145	270		34	
	120,602	31,514	152,116	147,824	9,507		1,232	
" Husks and Shells :								
From France	Cwts. 6,228	Cwts. 64	Cwts. 6,292	Cwts. 5,584	£ 3,165	Per Cwt. £ s. d. 0 10 0	£ 558	} 2s. per Cwt. - 27th June 1865.
" Spain	2,070	1,292	3,362	3,601	1,682		360	
" Other Parts	2	26	28	232	14		23	
Refuse of Cocoa originally delivered into the Victualling Stores	-	-	-	266	-		27	
	8,300	1,382	9,682	9,683	4,861		968	
COFFEE :								
From Norway	Lbs. 227,483	Lbs. 173	Lbs. 227,656	Lbs. 106	£ 6,190	Per Cwt. £ s. d. 3 0 10	£ 1	} Raw - 3d. per Lb. Kiln-dried, roasted, or ground - 4d. per Lb. } 6th April 1867.
" Holland	113,877	1,152	115,029	30,517	3,546	3 9 0	383	
" West Africa: Portuguese Possessions	361,118	-	361,118	15,701	10,564	3 5 7	196	
" Philippine Islands	2,498,622	583,469	3,082,091	50,470	85,197	3 1 11	631	
" Cuba	1,108	127,775	128,883	2,714	3,409	2 19 3	34	
" Porto Rico	3,491	250,639	254,130	2,649	7,999	3 10 6	33	
" Hayti and St. Domingo	1,735,227	986	1,736,213	10,865	48,036	3 2 0	136	
" Central America	5,188,518	90,086	5,278,604	2,208,484	175,565	3 14 6	27,604	
" New Granada	2,527,088	53,364	2,580,452	520,468	70,939	3 1 2	6,506	
" Brazil	5,728,097	5,231,456	10,959,553	54,965	310,615	3 3 6	687	
" British India: Bombay and Sind-Madras	2,911,676	-	2,911,676	974,555	93,509	3 11 11	12,182	
" " Bengal and Pegu	12,532,188	470,945	13,003,133	5,126,419	455,823	3 18 6	64,082	
" " Singapore and the Eastern Straits Settlements	12,291	-	12,291	21,726	379	3 9 3	273	
" Ceylon	1,383,413	282,534	1,665,947	72,193	48,261	3 4 10	902	
" Bermudas	89,907,277	548,191	90,455,468	19,865,392	3,112,765	3 17 1	248,319	
" British West India Islands	288,677	-	288,677	52,881	9,438	3 13 2	661	
" Other Parts	3,190,124	832,830	4,022,954	1,468,696	130,589	3 12 8	18,359	
	903,416	10,160	913,576	264,311	28,063	3 8 10	3,313	
	129,513,691	8,483,760	137,997,451	30,743,112	4,600,887		384,302	
	Deduct Exported on Draw-back, Over-entered, &c.			237,240		Repaid -	2,745	
				30,505,872			381,557	

PRINCIPAL ARTICLES AND COUNTRIES WHENCE IMPORTED (Contd.)	QUANTITIES IMPORTED.			ENTERED FOR HOME CONSUMP- TION.	COMPUTED REAL VALUE.		DUTY.		
	In British Vessels.	In Foreign Vessels.	Total.		TOTAL IMPORTED.	AVERAGE PRICE FIXED FOR THE VALUE.	GROSS AMOUNT RECEIVED.	RATE, AND WHEN IMPOSED.	
CORN, GRAIN, and MEAL:									
Corn and Grain :									
Wheat :									
From Russia	Cwts. 2,824,808	Cwts. 5,269,071	Cwts. 8,093,879	Cwts. 8,160,241	£ 3,532,849	Per Cwt. 0 8 8 ¹ / ₂	£ 102,033	} 3d. per Cwt. - 1st September 1864.	
" Denmark	27,509	613,764	641,273	647,057	281,534	0 8 9 ¹ / ₂	8,089		
" Schleswig, Holstein, and Lauenburg	27,515	226,644	254,159	255,251	108,761	0 8 6 ¹ / ₂	3,191		
" Prussia	3,112,992	2,290,922	5,403,914	5,426,509	2,778,534	0 10 3 ¹ / ₂	67,832		
" Mecklenburg-Schwerin	81,356	566,329	647,685	649,771	337,403	0 10 5	8,122		
" Hamburg	432,457	38,943	471,400	476,839	214,097	0 9 1	5,961		
" France	698,190	1,554,683	2,252,873	2,266,471	1,059,633	0 9 4 ¹ / ₂	28,334		
" Spain	59,065	64,296	123,361	123,361	60,674	0 9 10	1,542		
" Austrian Territories	418,774	163,300	582,074	582,074	261,221	0 8 11 ¹ / ₂	7,276		
" Turkey Proper	267,315	118,827	386,142	387,061	163,826	0 8 5 ¹ / ₂	4,838		
" Wallachia and Moldavia	103,906	84,137	188,043	188,043	71,051	0 7 6 ¹ / ₂	2,351		
" United States : North Atlantic Ports	729,678	447,940	1,177,618	1,183,689	566,672	0 9 7 ¹ / ₂	14,796		
" Chili	137,041	7,820	144,861	144,861	67,949	0 9 4 ¹ / ₂	1,811		
" British North America	281,742	25,023	306,765	307,316	138,344	0 9 0 ¹ / ₂	3,842		
" Other Parts	166,437	122,479	288,916	290,597	133,068	0 9 2 ¹ / ₂	3,631		
	9,368,785	11,594,178	20,962,963	21,089,141	9,775,616		263,619		
	Deduct Re-exported and Over- entered			153,302		Repaid -	1,521		
				20,935,839			262,098		
Barley :									
From Russia	Cwts. 206,419	Cwts. 647,373	Cwts. 853,792	Cwts. 862,075	£ 235,187	Per Cwt. 0 5 6	£ 10,776		
" Sweden	53,228	121,154	174,382	174,744	64,447	0 7 4 ¹ / ₂	2,184		
" Denmark	55,113	1,490,686	1,545,799	1,550,492	540,194	0 6 11 ¹ / ₂	19,382		
" Prussia	580,082	179,828	759,910	770,369	288,104	0 7 7	9,630		
" Hamburg	372,964	24,565	397,529	399,840	149,080	0 7 6	4,998		
" Holland	30,239	510	30,749	30,959	12,066	0 7 10 ¹ / ₄	387		
" France	675,642	902,949	1,578,591	1,583,472	580,884	0 7 4 ¹ / ₂	19,794		
" Turkey Proper	1,149,355	927,309	2,076,664	2,087,405	548,417	0 5 3 ¹ / ₂	26,093		
" Wallachia and Moldavia	45,306	208,521	253,827	253,827	65,990	0 5 2 ¹ / ₂	3,173		
" Algeria	94,572	12,453	107,025	107,025	27,691	0 5 2	1,338		
" Malta	28,643	-	28,643	28,643	8,920	0 6 2 ¹ / ₂	358		
" Other Parts	7,767	3,726	11,493	11,493	3,688	0 6 5	142		
	3,299,330	4,519,074	7,818,404	7,860,344	2,524,668		98,255		
	Deduct Re-exported and Over- entered			42,397		Repaid -	820		
				7,817,947			97,435		
Oats :									
From Russia	Cwts. 1,354,741	Cwts. 595,373	Cwts. 1,950,114	Cwts. 1,963,379	£ 734,668	Per Cwt. 0 7 6 ¹ / ₂	£ 24,547		
" Sweden	1,261,212	1,808,068	3,069,280	3,090,654	1,091,916	0 7 1 ¹ / ₂	38,634		
" Norway	59,974	58,716	118,690	121,838	42,116	0 7 1 ¹ / ₂	1,523		
" Denmark	61,137	1,002,249	1,063,386	1,071,538	366,487	0 6 10 ¹ / ₂	13,395		
" Prussia	42,916	19,685	62,601	65,693	23,621	0 7 6 ¹ / ₂	821		
" Hanover	17,924	304,401	322,325	323,603	113,238	0 7 0 ¹ / ₄	4,045		
" Oldenburg and Kniphausen	6,248	49,371	56,119	56,459	19,671	0 7 0 ¹ / ₂	706		
" Hamburg	36,890	12,956	49,846	50,708	17,578	0 7 0 ¹ / ₂	634		
" Bremen	3,262	25,177	28,439	28,439	9,893	0 6 11 ¹ / ₂	355		
" Holland	80,768	640,303	721,071	725,834	253,489	0 7 0 ¹ / ₂	9,073		
" France	37,109	33,800	70,909	71,190	25,311	0 7 1 ¹ / ₂	890		
" British North America	151,286	10,437	161,723	161,723	59,479	0 7 4 ¹ / ₂	2,022		
" Other Parts	9,159	30,568	39,727	40,636	13,666	0 6 10 ¹ / ₂	509		
	3,122,626	4,591,604	7,714,230	7,771,694	2,771,133		97,154		
	Deduct Re-exported and Over- entered			60,866		Repaid -	868		
				7,710,828			96,286		
Rye :									
From Prussia	Cwts. 55,377	Cwts. 6,770	Cwts. 62,147	Cwts. 62,147	£ 19,196	Per Cwt. 0 6 2	£ 777		
" France	19,182	2,553	21,735	21,767	7,190	0 6 7 ¹ / ₂	272		
" Turkey Proper	43,967	35,266	79,233	79,739	23,402	0 5 10 ¹ / ₂	997		
" Wallachia and Moldavia	6,637	33,658	40,295	40,295	12,276	0 6 1 ¹ / ₂	504		
" Other Parts	1,789	369	2,158	2,158	744	0 6 10 ¹ / ₂	26		
	126,952	78,616	205,568	206,106	62,808		2,576		
	Deduct Re-exported and Over- entered			4,568		Repaid -	43		
				201,538			2,533		

GENERAL IMPORTS.
(ARTICLES SUBJECT TO DUTY.)

PRINCIPAL ARTICLES AND COUNTRIES WHENCE IMPORTED (Cont ^d).	QUANTITIES IMPORTED.			ENTERED FOR HOME CONSUMP- TION.	COMPUTED REAL VALUE.		DUTY.	
	In British Vessels.	In Foreign Vessels.	Total.		TOTAL IMPORTED.	AVERAGE PRICE FIXED FOR THE VALUE.	GROSS AMOUNT RECEIVED.	RATE, AND WHEN IMPOSED.
CORN, GRAIN, and MEAL (Cont^d):								
Corn and Grain (Cont^d):								
Peas:						Per Cwt.		
From Russia - - - - -	Cwts. 21,683	Cwts. 32,379	Cwts. 54,062	Cwts. 54,062	£ 22,296	£ s. d. 0 8 3	£ 676	
" Denmark - - - - -	1,751	30,333	32,084	32,084	12,922	0 8 0½	401	
" Prussia - - - - -	220,467	120,230	340,697	341,891	139,926	0 8 2½	4,274	
" Hamburg - - - - -	22,305	1,868	24,173	24,173	9,731	0 8 1	302	
" United States: North Atlantic Ports	16,125	13,946	30,071	30,093	11,985	0 7 11½	376	
" British North America - - - - -	273,619	7,304	280,923	282,093	113,225	0 8 0½	3,526	
" Other Parts - - - - -	11,974	9,151	21,125	21,192	8,517	0 8 0½	265	
	567,924	215,211	783,135	785,588	318,602		9,820	
	Deduct Re-exported and Over- entered - - - - -			3,296		Repaid -	71	
				782,292			9,749	
" Beans:						Per Cwt.		
From Schleswig, Holstein, and Lauenburg	Cwts. 246	Cwts. 20,715	Cwts. 20,961	Cwts. 21,002	£ 9,168	£ s. d. 0 8 9	£ 263	
" Prussia - - - - -	11,193	15,057	26,250	26,304	11,419	0 8 8½	329	
" Hanover - - - - -	18,203	75,586	93,789	93,789	37,537	0 8 0½	1,173	
" Oldenburg and Kniphausen - - - - -	2,405	51,050	53,455	53,455	21,412	0 8 0	668	
" Hamburg - - - - -	99,232	20,313	119,545	120,368	50,201	0 8 4¾	1,505	
" Bremen - - - - -	10,684	40,356	51,040	51,155	20,719	0 8 1½	639	
" Holland - - - - -	54,809	31,258	86,067	86,691	34,858	0 8 1½	1,084	
" Belgium - - - - -	36,659	1,873	38,532	38,532	15,186	0 7 10½	482	
" France - - - - -	58,624	141,195	199,819	200,447	85,219	0 8 6½	2,506	
" Italy: Naples - - - - -	5,700	25,574	31,274	31,274	12,253	0 7 10	391	
" Algeria - - - - -	47,090	2,000	49,090	49,090	19,969	0 8 2	614	
" Morocco - - - - -	106,757	40,179	146,936	149,278	61,461	0 8 4½	1,867	
" Other Parts - - - - -	32,020	9,584	41,604	41,604	16,516	0 7 11½	517	
	483,622	474,740	958,362	962,989	395,918		12,038	
	Deduct Re-exported and Over- entered - - - - -			4,698		Repaid -	51	
				958,291			11,987	
" Maize or Indian Corn:						Per Cwt.		
From Russia - - - - -	Cwts. 356,245	Cwts. 825,511	Cwts. 1,181,756	Cwts. 1,193,977	£ 362,071	£ s. d. 0 6 1½	£ 14,925	
" France - - - - -	26,829	45,106	71,935	71,993	22,304	0 6 2½	900	
" Austrian Territories - - - - -	5,782	29,335	35,117	35,117	10,487	0 5 11½	439	
" Turkey Proper - - - - -	1,607,852	1,551,745	3,159,597	3,178,454	988,294	0 6 3½	39,730	
" Wallachia and Moldavia - - - - -	189,177	349,074	538,251	544,950	171,352	0 6 4½	6,812	
" Morocco - - - - -	33,351	7,377	40,728	41,581	13,099	0 6 4½	520	
" United States: North Atlantic Ports	1,108,694	609,093	1,717,787	1,723,005	553,263	0 6 5½	21,538	
" " South Atlantic Ports	29,256	19,262	48,518	48,518	15,618	0 6 5½	606	
" British North America - - - - -	302,022	151	302,173	302,177	97,944	0 6 5½	3,777	
" Other Parts - - - - -	148	23	171	171	54	0 6 3½	2	
	3,659,356	3,436,677	7,096,033	7,139,943	2,234,396		89,249	
	Deduct Re-exported and Over- entered - - - - -			52,689		Repaid -	561	
				7,087,254			88,688	
" Buckwheat and Bere or Bigg:						Per Cwt.		
From Denmark - - - - -	Cwts. 52	Cwts. 6,309	Cwts. 6,361	Cwts. 6,361	£ 2,109	£ s. d. 0 6 7½	£ 80	
" France - - - - -	12,712	13,901	26,613	26,613	11,119	0 8 4½	333	
" Other Parts - - - - -	1,001	838	1,839	1,839	693	0 7 6½	22	
	13,765	21,048	34,813	34,813	13,921		435	
	Deduct Re-exported and Over- entered - - - - -			-		Repaid -	-	
				34,813			435	
" Meal and Flour:						Per Cwt.		
Wheat Meal and Flour:						£ s. d.	£	
From Denmark - - - - -	Cwts. 35,256	Cwts. 1,936	Cwts. 37,192	Cwts. 37,203	£ 23,722	0 12 9	£ 698	
" Prussia - - - - -	64,771	1,496	66,267	66,267	43,627	0 13 2	1,243	
" Hamburg - - - - -	221,958	22,126	244,084	247,206	156,523	0 12 10	4,635	
" France - - - - -	2,167,932	876,891	3,044,823	3,058,287	2,074,216	0 13 7½	57,344	
" Austrian Territories - - - - -	26,844	-	26,844	26,895	17,280	0 12 10½	504	
" United States: North Atlantic Ports	151,254	102,530	253,784	259,889	158,607	0 12 6	4,873	
" " South Atlantic Ports	2,969	16	2,985	2,985	1,804	0 12 1	56	
" Chili - - - - -	20,001	-	20,001	20,001	13,335	0 13 4	375	
" British North America - - - - -	173,175	4,178	177,353	181,489	113,206	0 12 9½	3,403	
" Other Parts - - - - -	15,055	16,083	31,138	32,566	20,568	0 13 2½	610	
	2,879,215	1,025,256	3,904,471	3,932,788	2,622,888		73,741	
	Deduct Re-exported and Over- entered - - - - -			49,389		Repaid -	675	
				3,883,399			73,066	

3d. per Cwt. - 1st September 1864.

½d. per Cwt. - 1st February 1840.

PRINCIPAL ARTICLES AND COUNTRIES WHENCE IMPORTED (Cont ^d).	QUANTITIES IMPORTED.			ENTERED FOR HOME CONSUMP- TION.	COMPUTED REAL VALUE.		DUTY.	
	In British Vessels.	In Foreign Vessels.	Total.		TOTAL IMPORTED.	AVERAGE PRICE FIXED FOR THE VALUE.	GROSS AMOUNT RECEIVED.	RATE, AND WHEN IMPOSED.
CORN, GRAIN, and MEAL (Cont^d):								
Meal and Flour (Cont^d):								
Barley Meal:								
From France - - - - -	Cwts. 93	Cwts. -	Cwts. 93	Cwts. 93	£ 40	Per Cwt. £ s. d. 0 8 6	£ 2	}
" Other Parts - - - - -	1	-	1	1	-	0 9 4	-	
	94	-	94	94	40		2	
" Oatmeal:								
From Hamburg - - - - -	Cwts. 31	Cwts. 16	Cwts. 47	Cwts. 47	£ 20	Per Cwt. £ s. d. 0 8 6	£ 1	}
" Holland - - - - -	20	3	23	23	9	0 8 0	-	
" France - - - - -	153	10	163	163	65	0 8 0	3	
" United States: North Atlantic Ports	677	43	720	720	330	0 9 2	14	
" British North America - - - - -	361	-	361	361	167	0 9 3	7	
" Other Parts - - - - -	8	1	9	9	3	0 7 10½	-	
	1,250	73	1,323	1,323	594		25	
" Ryemeal:								
From Hamburg - - - - -	Cwts. 155	Cwts. 13	Cwts. 168	Cwts. 168	£ 59	Per Cwt. £ s. d. 0 7 0	£ 3	}
" Other Parts - - - - -	43	51	94	94	33	0 7 0½	2	
	198	64	262	262	92		5	
" Pea and Bean Meal:								
From Holland - - - - -	Cwts. 2	Cwts. -	Cwts. 2	Cwts. 2	£ 1	Per Cwt. £ s. d. 0 9 2	£ -	}
" France - - - - -	4	2	6	6	3	0 9 1½	-	
	6	2	8	8	4		-	
" Maize or Indian Meal:								
From United States: North Atlantic Ports	Cwts. 2,055	Cwts. 4,991	Cwts. 7,046	Cwts. 7,096	£ 2,563	Per Cwt. £ s. d. 0 7 3¼	£ 133	}
" South Atlantic Ports	2	-	2	2	1	0 7 2¼	-	
" British North America - - - - -	165	-	165	165	60	0 7 2¼	3	
" Other Parts - - - - -	8	6	14	14	4	0 7 5	-	
	2,230	4,997	7,227	7,277	2,628		136	
" Buckwheat Meal:								
From Holland - - - - -	Cwts. 40	Cwts. 2	Cwts. 42	Cwts. 42	£ 19	Per Cwt. £ s. d. 0 9 0½	£ 1	}
" Other Parts - - - - -	12	1	13	13	5	0 9 4½	-	
	52	3	55	55	24		1	
" Meal, Unenumerated:								
From Prussia - - - - -	Cwts. 488	Cwts. -	Cwts. 488	Cwts. 488	£ 171	} 0 7 0	£ 9	}
" Hamburg - - - - -	1,008	-	1,008	1,008	353		19	
" Holland - - - - -	316	-	316	316	111		6	
" Belgium - - - - -	166	-	166	166	58		3	
" France - - - - -	114	-	114	114	41		2	
" Other Parts - - - - -	59	81	140	140	49		3	
	2,151	81	2,232	2,232	783			
(Potato Flour. See Other Articles.)								
FRUIT:								
Currants, Dried:								
From Austrian Territories - - - - -	Cwts. 13,941	Cwts. 776	Cwts. 14,717	Cwts. 13,326	£ 11,787	Per Cwt. £ s. d. 0 16 0	£ 4,664	} 7s. per Cwt. - 7th March 1860.
" Greece - - - - -	675,765	15,156	690,921	617,612	595,003	0 17 3	216,172	
" Ionian Islands - - - - -	224,048	6,861	230,909	170,300	193,160	0 16 9	59,623	
" Other Parts - - - - -	670	14	684	829	561	0 16 5	290	
	914,424	22,807	937,231	802,067	800,501		280,749	

½d. per Cwt. - 1st February 1860.

7s. per Cwt. - 7th March 1860.

PRINCIPAL ARTICLES AND COUNTRIES WHENCE IMPORTED (Contd).	QUANTITIES IMPORTED.			ENTERED FOR HOME CONSUMP- TION.	COMPUTED REAL VALUE.		DUTY.	
	In British Vessels.	In Foreign Vessels.	Total.		TOTAL IMPORTED.	AVERAGE PRICE FIXED FOR THE VALUE.	GROSS AMOUNT RECEIVED.	RATE, AND WHEN IMPOSED.
FRUIT (Contd):								
Figs, Dried:								
From Portugal - - - - -	Cwts. 18,748	Cwts. 2,170	Cwts. 20,918	Cwts. 20,858	£ 14,310	Per Cwt. £ s. d. 0 13 8	£ 7,301	} 7s. per Cwt. - - 7th March 1860.
" Spain - - - - -	4,443	3,561	7,994	7,187	5,738	0 14 4	2,516	
" Austrian Territories - - - - -	378	430	808	651	621	0 15 4	228	
" Greece - - - - -	280	283	563	2,307	451	0 16 0	807	
" Turkey Proper - - - - -	45,720	-	45,720	35,426	90,373	1 19 6	12,401	
" Other Parts - - - - -	1,623	351	1,974	3,098	1,395	0 14 2	1,084	
	71,182	6,795	77,977	69,527	112,888		24,337	
" Plums (French) and Prunelloes:								
From France - - - - -	Cwts. 6,565	Cwts. 280	Cwts. 6,845	Cwts. 6,285	£ 40,881	Per Cwt. £ s. d. 5 19 4	£ 2,201	} 7s. per Cwt. - - 10th Dec. 1856.
" Other Parts - - - - -	53	3	56	20	305		7	
	6,618	283	6,901	6,305	41,186		2,208	
" Plums, Dried or Preserved (except in Sugar), not otherwise described:								
From France - - - - -	Cwts. 498	Cwts. -	Cwts. 498	Cwts. 310	£ 1,254	Per Cwt. £ s. d. 2 12 4	£ 108	} 7s. per Cwt. - - 10th Dec. 1856.
" Portugal - - - - -	370	94	464	470	1,239		165	
" Other Parts - - - - -	105	18	123	113	345		40	
	973	112	1,085	893	2,838		313	
" Prunes:								
From France - - - - -	Cwts. 11,159	Cwts. 273	Cwts. 11,432	Cwts. 13,203	£ 10,642	Per Cwt. £ s. d. 0 18 6	£ 4,622	} 7s. per Cwt. - - 20th August 1853.
" Other Parts - - - - -	425	45	470	703	366		246	
	11,584	318	11,902	13,906	11,008		4,868	
" Raisins:								
From Spain - - - - -	Cwts. 198,235	Cwts. 62,210	Cwts. 260,445	Cwts. 231,093	£ 420,862	Per Cwt. £ s. d. 1 12 4	£ 80,891	} 7s. per Cwt. - - 7th March 1860.
" Turkey Proper - - - - -	96,629	-	96,629	58,459	134,208	1 7 9	20,463	
" British Possessions in South Africa - - - - -	4,210	-	4,210	2,269	5,700	1 7 1	794	
" Other Parts - - - - -	6,697	125	6,822	3,588	9,580	1 8 1	1,256	
	305,771	62,335	368,106	295,409	570,350		103,404	
MACCARONI and VERMICELLI:								
From France - - - - -	Cwts. 909	Cwts. 36	Cwts. 945	Cwts. 980	£ 1,763	Per Cwt. £ s. d. 1 17 4	£ 18	} 4s. per Cwt. - - 7th March 1860.
" Italy: Sardinian States - - - - -	3,851	553	4,404	4,658	12,258	2 15 8	87	
" " Tuscany - - - - -	270	36	306	295	571	1 17 4	6	
" " Naples and Sicily - - - - -	1,204	80	1,284	1,242	2,399	1 17 4	23	
" Other Parts - - - - -	394	153	547	530	1,021	1 17 4	11	
	6,628	858	7,486	7,705	18,012		145	
PLATE, SILVER, Gilt or Ungilt:								
From Russia - - - - -	Ounces Troy. 2,018	Ounces Troy. -	Ounces Troy. 2,018	Ounces Troy. 2,018	£ 505	Per Oz. Troy. £ s. d. 0 5 0	£ 151	} 1s. 6d. per Oz. Troy - 7th March 1860.
" Hamburg - - - - -	3,117	210	3,327	2,885	831		216	
" Holland - - - - -	1,623	293	1,916	1,680	479		126	
" Belgium - - - - -	8,878	853	9,731	9,731	2,434		730	
" France - - - - -	3,994	243	4,237	3,389	1,059		254	
" Spain - - - - -	1,817	-	1,817	-	455		-	
" Egypt - - - - -	8,113	-	8,113	8,113	2,028		608	
" China - - - - -	1,825	-	1,825	1,825	458		137	
" United States: North Atlantic Ports - - - - -	3,715	59	3,774	3,774	943		283	
" " South Atlantic Ports - - - - -	109	-	109	109	27		8	
" " Pacific Ports - - - - -	20	-	20	20	5		2	
" British India, Singapore, and Ceylon - - - - -	4,761	103	4,864	4,352	1,218		326	
" Australia - - - - -	1,157	200	1,357	787	342		59	
" Other Parts - - - - -	5,398	817	6,215	5,486	1,559		413	
	46,545	2,778	49,323	44,169	12,343		3,313	

PRINCIPAL ARTICLES AND COUNTRIES WHENCE IMPORTED (Contd.)	QUANTITIES IMPORTED.			ENTERED FOR HOME CONSUMP- TION.	COMPUTED REAL VALUE.		DUTY.		
	In British Vessels.	In Foreign Vessels.	Total.		TOTAL IMPORTED.	AVERAGE PRICE FIXED FOR THE VALUE.	GROSS AMOUNT RECEIVED.	RATE, AND WHEN IMPOSED.	
SAGO:									
From Borneo - - - - -	Cwts. 35,683	Cwts. -	Cwts. 35,683	Cwts. 38,319	£ 27,325	Per Cwt. £ s. d. 0 15 4	£ 719	} 4½d. per Cwt. - - 4th June 1865.	
" British India, exclusive of Singapore " Singapore and the Eastern Straits " Settlements - - - - -	5,175	-	5,175	5,178	3,799	0 14 8	97		
" Other Parts - - - - -	100,176	6,233	106,409	110,997	89,162	0 16 9	2,082		
	435	880	1,315	2,830	999	0 15 2	52		
	141,469	7,113	148,582	157,324	121,285		2,950		
SPIICES:									
Ginger, Preserved:									
From British India: Singapore and Ceylon	Lbs. 9,285	Lbs. 200	Lbs. 9,485	Lbs. 9,331	£ 416	Per Lb. £ s. d. 0 0 10½	£ 39	} 1d. per Lb. - - 16th April 1864.	
" China - - - - -	268,653	117	268,770	205,046	11,829	0 0 10½	854		
" British West India Islands - - -	10,625	-	10,625	10,534	643	0 1 2½	44		
" Other Parts - - - - -	6,230	150	6,380	4,035	299	0 0 11½	17		
	294,793	467	295,260	228,946	13,187		954		
Pepper:									
From Hamburg - - - - -	Lbs. 68,658	Lbs. 5,303	Lbs. 73,961	Lbs. 55,846	£ 937	Per Lb. £ s. d. 0 0 3	£ 1,466	} 6½d. per Lb. - - 15th May 1840.	
" Holland - - - - -	88,261	-	88,261	29,426	1,460	0 0 4	772		
" East Coast of Africa - - - - -	374,057	-	374,057	52,367	4,758	0 0 3½	1,375		
" Cuba - - - - -	28	52,517	52,545	-	848	0 0 3½	-		
" United States: North Atlantic Ports	28,864	11,042	39,906	33,459	707	0 0 4½	878		
" British India: Bombay and Sinde -	315,045	-	315,045	291,012	5,462	0 0 4½	7,639		
" Madras - - - - -	306,118	97,092	403,210	203,040	6,337	0 0 3½	5,330		
" Bengal and Pegu - - - - -	178	-	178	870	8	0 0 10½	23		
" Singapore and the Eastern Straits " Settlements - - - - -	14,722,451	2,197,124	16,919,575	4,052,603	243,938	0 0 3½	106,382		
" Ceylon - - - - -	5,381	-	5,381	6	87	0 0 3½	-		
" British West India Islands - - -	43,266	-	43,266	3,739	745	0 0 4½	98		
" Other Parts - - - - -	27,994	213	28,207	16,587	526	0 0 4½	437		
	15,980,301	2,363,291	18,343,592	4,738,955	265,813		124,400		
SPIRITS:									
Rum:									
From Cuba - - - - -	Proof Gallons. 100,136	Proof Gallons. 226,813	Proof Gallons. 326,949	Proof Gallons. 6,072	£ 25,131	Per Gallon. £ s. d. 0 1 6½	£ 3,089	} From British Possessions and from the Country of its Production: 10s. 2d. per Gallon. Not from the Country of its Production:- 10s. 5d. per Gallon - 17th July 1860.	
" Mauritius - - - - -	206,891	67,029	273,920	572	21,634	0 1 7	261		
" Singapore and the Eastern Straits " Settlements - - - - -	79,350	20,690	100,040	3,379	7,740	0 1 6½	1,718		
" British West India Islands - - -	2,437,554	62,775	2,500,329	1,499,658	302,982	0 2 5½	762,288		
" British Guiana - - - - -	3,282,247	321,885	3,604,132	1,869,731	309,940	0 1 8½	950,451		
" Other Parts - - - - -	90,514	2,714	93,228	9,002	7,240	0 1 6½	4,293		
Mixed in Bond - - - - -	-	-	-	310,441	-	-	157,808		
	6,196,692	701,906	6,898,598	3,698,855	674,667		1,879,908		
Brandy:									
From Hamburg - - - - -	Proof Gallons. 9,877	Proof Gallons. 647	Proof Gallons. 10,524	Proof Gallons. 41,092	£ 1,244	Per Gallon. £ s. d. 0 2 4	£ 21,403		} 10s. 5d. per Gallon - 17th July 1860.
" Holland - - - - -	16,981	1,249	18,230	803	2,198	0 2 5	12,214		
" France - - - - -	3,001,736	62,816	3,064,552	2,580,986	826,422	0 5 4½	1,344,249		
" Other Parts - - - - -	22,498	6,772	29,270	43,500	3,829	0 2 7½	10,867		
	3,051,092	71,484	3,122,576	2,666,381	833,693		1,388,733		
Geneva:									
From Holland - - - - -	Proof Gallons. 152,873	Proof Gallons. 54,592	Proof Gallons. 207,465	Proof Gallons. 115,987	£ 17,780	Per Gallon. £ s. d. 0 1 8½	£ 60,409	} 60,409	
" Other Parts - - - - -	5,134	1,428	6,562	1,478	562		769		
	158,007	56,020	214,027	117,465	18,342		61,178		
Unenumerated, not Sweetened or Mixed:									
From Prussia - - - - -	Proof Gallons. 184,462	Proof Gallons. 234,539	Proof Gallons. 419,001	Proof Gallons. 2,946	£ 27,937	Per Gallon. £ s. d. 0 1 4	£ 1,482	} From British Possessions:- 10s. 2d. per Gallon. From Foreign Countries:- 10s. 5d. per Gallon - 17th July 1860.	
" Hamburg - - - - -	711,773	138,383	850,156	204,475	56,290	0 1 3½	106,499		
" Bremen - - - - -	32,377	37,937	70,314	6,390	4,530	0 1 3½	3,328		
" Holland - - - - -	9,923	9,969	19,892	2,051	1,309	0 1 3½	1,069		
" France - - - - -	11,502	453	11,955	3,625	784	0 1 3½	1,891		
" Other Parts - - - - -	39,572	2,240	41,812	2,362	2,819	0 1 4	1,230		
	989,609	423,521	1,413,130	221,749	93,669		115,499		

GENERAL IMPORTS.
(ARTICLES SUBJECT TO DUTY.)

PRINCIPAL ARTICLES AND COUNTRIES WHENCE IMPORTED (Cont ^d).	QUANTITIES IMPORTED.			ENTERED FOR HOME CONSUMP- TION.	COMPUTED REAL VALUE.		DUTY.			
	In British Vessels.	In Foreign Vessels.	Total.		TOTAL IMPORTED.	AVERAGE PRICE FIXED FOR THE VALUE.	GROSS AMOUNT RECEIVED.	RATE, AND WHEN IMPOSED.		
SPIRITS (Cont^d):										
Sweetened or Mixed:										
" Perfumed Spirits (including Water, Cologne):										
	Gallons.	Gallons.	Gallons.	Gallons.	£	Per Gallon. £ s. d.	£	} 14s. per Gallon - 17th July 1860.		
From Holland - - - - -	11,670	3,899	15,569	9,499	15,517	} 1 0 0	6,653			
" Belgium - - - - -	1,715	2,800	4,515	3,782	4,503		2,652			
" France - - - - -	8,974	226	9,200	2,380	9,154		1,666			
" Other Parts - - - - -	1,032	178	1,210	749	1,206		524			
	23,391	7,103	30,494	16,410	30,380			11,495		
" Unenumerated, including Shrub:										
	Gallons.	Gallons.	Gallons.	Gallons.	£	Shrub. Per Gal. £ s. d.	Other Kinds. Per Gal. £ s. d.	£		
From Denmark - - - - -	2,142	259	2,401	1,295	2,403	} 0 3 4 1 0 0	903	} Rum Shrub, Liqueurs, and Cordials, of British Possessions:— 10s. 2d. per Gallon. Other Sweetened Spirits:— 14s. per Gallon - 17th July 1860.		
" Prussia - - - - -	201	1,068	1,269	158	1,272		112			
" Hamburg - - - - -	17,751	400	18,151	477	18,152		334			
" Bremen - - - - -	1,036	8,070	9,106	40	9,105		28			
" Holland - - - - -	6,914	323	7,237	4,873	7,239		3,409			
" France - - - - -	5,844	298	6,142	3,939	6,143		2,758			
" Austrian Territories - - - - -	2,073	51	2,124	1,795	2,125		1,256			
" United States: North Atlantic Ports - - - - -	442	202	644	282	645		197			
" " South Atlantic Ports - - - - -	2	-	2	3	2		2			
" British West India Islands - - - - -	1,358	52	1,410	914	571		494			
" Other Parts - - - - -	2,102	168	2,270	1,497	2,079		1,024			
	39,865	10,891	50,756	15,273	49,736				10,517	
SUGAR:										
Refined, or Sugar equal in quality thereto, and Sugar Candy:										
	Cwts.	Cwts.	Cwts.	Cwts.	£	Per Cwt. £ s. d.	£	} 12s. 10d. per Cwt. - 5th May 1864.		
From Holland - - - - -	447,545	54,556	502,101	450,530	790,591	1 11 6	289,055			
" Belgium - - - - -	36,726	9,452	46,178	38,777	68,138	1 9 6	24,901			
" France - - - - -	186,265	62,163	248,418	222,452	380,609	1 10 7	142,729			
" Cuba - - - - -	586	4,738	5,324	1,891	7,631	1 8 8	1,213			
" British India: Bombay and Sinde - - - - -	16	-	16	16	23	1 9 0	10			
" " Madras - - - - -	3,536	-	3,536	3,472	4,916	1 7 10	2,228			
" " Bengal and Pegu - - - - -	7,247	-	7,247	3,023	10,572	1 9 2	1,940			
" Singapore and Eastern Straits Settlements - - - - -	2	-	2	2	2	1 9 8	1			
" Other Parts - - - - -	5,760	995	6,755	8,310	10,209	1 10 3	5,332			
	687,683	131,894	819,577	728,473	1,272,691		467,409			
" Unrefined:										
" White Clayed, or equal in quality thereto:										
	Cwts.	Cwts.	Cwts.	Cwts.	£	Per Cwt. £ s. d.	£	} 11s. 8d. per Cwt. - 16th April 1864.		
From Hamburg - - - - -	1,740	500	2,240	576	2,965	1 6 5	336			
" Holland - - - - -	954	1	955	955	1,241	1 6 0	557			
" France - - - - -	8,707	195	8,902	7,439	12,135	1 7 3	4,340			
" Cuba - - - - -	18,484	12,034	30,518	19,168	41,292	1 7 1	11,181			
" Porto Rico - - - - -	-	1,008	1,008	1,015	1,378	1 7 4	592			
" Dutch Guiana - - - - -	2	3	5	5	7	1 7 4	3			
" United States: North Atlantic Ports - - - - -	410	-	410	414	550	1 6 10	241			
" Central America - - - - -	-	-	-	7	-	-	4			
" Brazil - - - - -	19	262	281	226	365	1 6 0	132			
" British Possessions in South Africa - - - - -	152	-	152	553	201	1 6 5	323			
" Mauritius - - - - -	12,019	-	12,019	26,320	16,643	1 7 6	15,353			
" British India: Bombay and Sinde - - - - -	4	-	4	4	5	1 6 4	2			
" " Madras - - - - -	4,504	-	4,504	5,268	5,930	1 6 4	3,073			
" " Bengal and Pegu - - - - -	3,916	-	3,916	3,105	5,831	1 9 9	1,811			
" Singapore and Eastern Straits Settlements - - - - -	494	-	494	3,991	619	1 5 1	2,328			
" British West India Islands - - - - -	117	-	117	146	166	1 8 5	85			
" British Guiana - - - - -	25,233	3,865	29,098	22,790	41,391	1 8 2	13,294			
" Other Parts - - - - -	649	229	878	1,094	1,100	1 5 1	640			
	77,404	18,097	95,501	93,076	131,719		54,295			

PRINCIPAL ARTICLES AND COUNTRIES WHENCE IMPORTED (Cont ^d).	QUANTITIES IMPORTED.			ENTERED FOR HOME CONSUMP- TION.	COMPUTED REAL VALUE.		DUTY.	
	In British Vessels.	In Foreign Vessels.	Total.		TOTAL IMPORTED.	AVERAGE PRICE FIXED FOR THE VALUE.	GROSS AMOUNT RECEIVED.	RATE, AND WHEN IMPOSED.
SUGAR (Cont^d):								
Unrefined (Cont^d):								
" Yellow Muscovado, and Brown Clayed Sugar, or Sugar equal in quality thereto, and not equal to White Clayed:								
From Hamburg	Cwts. 74,267	Cwts. 4,436	Cwts. 78,703	Cwts. 48,292	£ 95,489	Per Cwt. 1 4 3	£ 25,373	} 10s. 6d. per Cwt. - 16th April 1864.
" Holland	14,634	3,119	17,753	11,178	22,179	1 5 0	5,868	
" Belgium	96,895	34,971	131,866	103,889	155,629	1 3 7	54,541	
" France	286,224	114,791	401,015	191,878	495,504	1 4 9	100,736	
" Portugal	361	-	361	246	466	1 5 10	129	
" Philippine Islands	949	1,168	2,117	2,706	2,214	1 0 11	1,420	
" Cuba	756,314	557,760	1,314,074	1,328,052	1,497,598	1 2 10	697,195	
" Porto Rico	161,300	58,325	219,625	282,163	278,188	1 5 4	148,117	
" Dutch Guiana	4,364	620	4,984	5,243	5,738	1 3 0	2,753	
" United States: North Atlantic Ports	168	316	484	39,836	536	1 2 2	20,914	
" Central America	-	-	-	1,380	-	-	724	
" Brazil	10,032	12,713	22,745	39,531	25,526	1 2 6	20,753	
" British Possessions in South Africa	16,109	-	16,109	19,132	18,065	1 2 5	10,025	
" Mauritius	645,859	11,595	657,454	627,145	844,764	1 5 8	329,234	
" British India: Bombay and Sinde	5	-	5	5	5	1 5 0	3	
" Madras	19,922	-	19,922	18,796	25,147	1 5 3	9,867	
" Bengal and Pegu	36,338	2,029	38,367	79,487	44,637	1 3 3	41,733	
" Singapore and Eastern Straits Settlements	14,237	648	14,885	24,678	16,294	1 1 11	12,956	
" British West India Islands	623,136	10,561	633,697	718,372	709,941	1 2 5	377,136	
" British Guiana	365,077	34,196	399,273	367,186	448,093	1 2 5	192,779	
" Other Parts	15,761	5,661	21,422	19,905	25,937	1 4 3	10,432	
	3,141,952	852,909	3,994,861	3,929,100	4,711,950		2,062,688	
" Not equal in quality to Brown Clayed:								
From Hamburg	Cwts. 22,759	Cwts. 78	Cwts. 22,837	Cwts. 22,277	£ 24,648	Per Cwt. 1 1 7	£ 10,396	} 8s. 4d. per Cwt. - 16th April 1864.
" Holland	9,486	3,228	12,714	10,013	15,131	1 3 10	4,673	
" Belgium	15,461	5,897	21,358	20,652	22,634	1 1 2	9,638	
" France	154,295	45,826	200,121	164,310	231,524	1 3 1	76,738	
" Portugal	3,255	-	3,255	1,392	4,007	1 4 7	650	
" Philippine Islands	138,745	30,419	169,164	138,541	174,353	1 0 7	64,653	
" Cuba	350,104	345,848	695,952	813,642	738,105	1 1 3	379,759	
" Porto Rico	32,847	13,848	46,695	79,813	54,042	1 3 2	37,317	
" Dutch Guiana	21,811	9,208	31,019	37,766	34,554	1 2 3	17,624	
" United States: North Atlantic Ports	275	6,305	6,580	52,051	6,693	1 0 4	24,291	
" Central America	4,997	3,846	8,843	19,160	9,689	1 1 11	8,941	
" Brazil	430,369	50,799	481,168	538,805	488,266	1 0 4	251,445	
" British Possessions in South Africa	29,455	-	29,455	39,239	31,351	1 1 3	18,341	
" Mauritius	169,508	2,741	172,249	163,355	181,096	1 1 0	76,380	
" British India: Bombay and Sinde	6	-	6	4	7	0 18 0	2	
" Madras	26,490	-	26,490	20,326	21,803	0 16 6	9,487	
" Bengal and Pegu	55,255	693	55,948	77,410	61,540	1 2 0	36,044	
" Singapore and Eastern Straits Settlements	13,754	5,181	18,935	27,995	19,796	1 0 11	13,065	
" British West India Islands	1,260,415	24,956	1,285,371	1,477,980	1,415,380	1 2 0	689,828	
" British Guiana	508,852	33,239	542,091	538,284	587,607	1 1 8	251,205	
" Other Parts	21,846	2,042	23,888	11,508	25,252	1 1 2	5,368	
	3,269,985	584,154	3,854,139	4,254,523	4,147,478		1,985,845	
" Not equal to Brown Muscovado:								
From Hamburg	Cwts. 4,427	Cwts. -	Cwts. 4,427	Cwts. 3,543	£ 4,580	Per Cwt. 1 0 8	£ 1,447	} 8s. 2d. per Cwt. - 16th April 1864.
" Holland	2,675	484	3,159	2,937	3,469	1 2 0	1,199	
" Belgium	-	169	169	169	160	0 18 11	69	
" France	40,847	15,908	56,755	49,297	59,366	1 0 11	20,135	
" Portugal	5,819	-	5,819	1,099	6,544	1 2 6	449	
" Philippine Islands	347,261	65,368	412,629	206,603	407,632	0 19 9	84,400	
" Cuba	77,354	92,908	170,262	187,251	167,890	0 19 8	76,473	
" Porto Rico	2,465	678	3,143	4,049	3,441	1 1 11	1,657	
" Dutch Guiana	10,229	1,953	12,182	12,424	13,191	1 1 8	5,073	
" United States: North Atlantic Ports	7	1,807	1,814	2,835	1,677	0 18 6	1,158	
" Central America	5,336	3,913	9,249	7,230	9,568	1 0 8	2,953	

GENERAL IMPORTS.
(ARTICLES SUBJECT TO DUTY.)

PRINCIPAL ARTICLES AND COUNTRIES WHENCE IMPORTED (Cont ^d).	QUANTITIES IMPORTED.			ENTERED FOR HOME CONSUMP- TION.	COMPUTED REAL VALUE.		DUTY.	
	In British Vessels.	In Foreign Vessels.	Total.		TOTAL IMPORTED.	AVERAGE PRICE FIXED FOR THE VALUE.	GROSS AMOUNT RECEIVED.	RATE, AND WHEN IMPOSED.
SUGAR (Cont^d):								
Unrefined (Cont ^d):								
Not equal to Brown Muscovado (Cont ^d):								
From Brazil - - - - -	Cwts. 468,357	Cwts. 47,009	Cwts. 515,366	Cwts. 457,255	£ 503,028	Per Cwt. £ s. d. 0 19 6	£ 186,744	8s. 2d. per Cwt. - 16th April 1864.
British Possessions in South Africa - - - - -	9,019	-	9,019	11,950	8,583	0 19 0	4,879	
Mauritius - - - - -	139,227	11,367	150,594	145,026	149,595	0 19 11	59,235	
British India: Bombay and Sinde - - - - -	2	-	2	2	2	0 16 11	1	
" Madras - - - - -	228,853	1,934	230,787	121,167	208,017	0 18 0	49,511	
" Bengal and Pegu - - - - -	38,116	1,345	39,461	80,177	38,968	0 19 9	32,732	
Singapore and Eastern Straits Settlements - - - - -	3,046	175	3,221	4,706	2,647	0 16 5	1,922	
British West India Islands - - - - -	491,784	15,888	507,672	477,095	545,499	1 1 6	194,443	
British Guiana - - - - -	152,781	9,892	162,673	133,284	170,457	1 0 11	54,424	
Other Parts - - - - -	7,592	28	7,620	4,513	7,163	0 18 10	1,841	
	2,035,197	270,826	2,306,023	1,912,612	2,311,477		780,745	
Total of Unrefined of all Kinds:								
From Hamburg - - - - -	Cwts. 103,193	Cwts. 5,014	Cwts. 108,207	Cwts. 74,688	£ 127,682	-	£ 37,552	
Holland - - - - -	27,749	6,832	34,581	25,083	42,020	-	12,297	
Belgium - - - - -	112,356	41,037	153,393	124,710	178,423	-	64,248	
France - - - - -	490,073	176,720	666,793	412,924	798,529	-	201,949	
Portugal - - - - -	9,435	-	9,435	2,737	11,017	-	1,228	
Philippine Islands - - - - -	486,955	96,955	583,910	347,850	584,199	-	150,473	
Cuba - - - - -	1,202,256	1,008,550	2,210,806	2,348,113	2,444,885	-	1,164,608	
Porto Rico - - - - -	196,612	73,859	270,471	367,040	337,049	-	187,683	
Dutch Guiana - - - - -	36,406	11,784	48,190	55,438	53,490	-	25,453	
United States: North Atlantic Ports - - - - -	860	8,428	9,288	95,136	9,456	-	46,604	
Central America - - - - -	10,333	7,759	18,092	27,777	19,257	-	12,622	
Brazil - - - - -	908,777	110,783	1,019,560	1,035,817	1,017,185	-	459,074	
British Possessions in South Africa - - - - -	54,735	-	54,735	70,874	58,200	-	33,568	
Mauritius - - - - -	966,613	25,703	992,316	961,846	1,191,998	-	480,202	
British India: Bombay and Sinde - - - - -	17	-	17	15	19	-	8	
" Madras - - - - -	279,769	1,934	281,703	165,557	260,897	-	71,938	
" Bengal and Pegu - - - - -	133,625	4,067	137,692	240,179	150,976	-	112,320	
Singapore and Eastern Straits Settlements - - - - -	31,531	6,004	37,535	61,370	39,356	-	30,271	
British West India Islands - - - - -	2,375,452	51,405	2,426,857	2,673,593	2,670,986	-	1,261,492	
British Guiana - - - - -	1,051,943	81,192	1,133,135	1,061,544	1,247,548	-	511,702	
Other Parts - - - - -	45,848	7,960	53,808	37,020	59,452	-	18,281	
	8,524,538	1,725,986	10,250,524	10,189,311	11,302,624		4,883,573	
	Deduct Exported on Drawback, } Over-entered, &c. - - - - -			310,378			154,746	
Total of Unrefined Sugar				9,878,933		Repaid	4,728,827	
Sugar Cane Juice:								
From Cuba - - - - -	Cwts. 9,114	Cwts. 944	Cwts. 10,058	Cwts. 11,703	£ 6,550	Per Cwt. £ s. d. 0 13 0	£ 3,624	6s. 7d. per Cwt. - 16th April 1864. 8s. 2d. " - 1st September 1865.
British West India Islands - - - - -	8,291	119	8,410	7,434	6,508	0 15 6	2,154	
British Guiana - - - - -	6,123	312	6,435	6,685	4,039	0 12 7	1,657	
Other Parts - - - - -	275	-	275	2,478	256	0 18 7	38	
	23,803	1,375	25,178	28,300	17,363		7,473	
Syrup or Vegetable Juice:								
From France - - - - -	Cwts. 7,086	Cwts. 1,190	Cwts. 8,276	Cwts. 6,615	£ 6,519	Per Cwt. £ s. d. 0 15 9	£ 1,891	Charged with duty as Sugar, according to the quantity of Saccharine matter contained therein.
Other Parts - - - - -	301	357	658	314	553	0 16 10	85	
	7,387	1,547	8,934	6,929	7,072		1,976	
Molasses:								
From Cuba - - - - -	Cwts. 366,718	Cwts. 88,031	Cwts. 454,749	Cwts. 319,803	£ 273,863	Per Cwt. £ s. d. 0 12 0½	£ 51,204	8s. 6d. per Cwt. - 16th April 1864.
Dutch Guiana - - - - -	2,478	1,102	3,580	1,881	2,099	0 11 9	223	
United States: North Atlantic Ports - - - - -	5,294	3,065	8,359	17,202	5,060	0 12 1¼	3,010	
British India: Bombay and Sinde - - - - -	6	-	6	-	3	0 10 6	-	
" Madras - - - - -	449	-	449	444	188	0 8 4	78	
" Bengal and Pegu - - - - -	4,135	-	4,135	282	1,744	0 8 5	49	
British West India Islands - - - - -	202,180	4,719	206,899	198,336	125,370	0 12 1	34,487	
British Guiana - - - - -	29,230	1,265	30,495	28,999	15,443	0 10 2	4,593	
Other Parts - - - - -	4,503	286	4,789	6,891	2,393	0 10 0	995	
	614,993	98,468	713,461	573,838	426,163		94,639	

See also Account of "Other Articles."

PRINCIPAL ARTICLES AND COUNTRIES WHENCE IMPORTED (Contd.).	QUANTITIES IMPORTED.			ENTERED FOR HOME CONSUMP- TION.	COMPUTED REAL VALUE.		DUTY.	
	In British Vessels.	In Foreign Vessels.	Total.		TOTAL IMPORTED.	AVERAGE PRICE FIXED FOR THE VALUE.	GROSS AMOUNT RECEIVED.	RATE, AND WHEN IMPOSED.
TAPIOCA :								
From Brazil - - - - -	Cwts. 2,763	Cwts. 1	Cwts. 2,764	Cwts. 2,518	£ 6,404	Per Cwt. £ s. d. 2 6 4	£ 47	} 4d. per Cwt. - - 4th June 1865.
" British India (exclusive of Singapore)	86	-	86	86	119	1 7 8	2	
" Singapore and the Eastern Straits Settlements - - - - -	14,690	3,501	18,191	16,183	27,509	1 10 3	304	
" Other Parts - - - - -	1,322	-	1,322	1,104	2,993	2 5 3	20	
	18,861	3,502	22,363	19,891	37,025		373	
TEA :								
From Hamburg - - - - -	Lbs. 52,748	Lbs. 33,739	Lbs. 86,487	Lbs. 35,106	£ 7,219	Per Lb. £ s. d. 0 1 8½	£ 923	} 1s. per Lb. - - 25th April 1865. 6d. per Lb. - - 1st June 1865.
" Holland - - - - -	524,836	27,748	552,584	271,818	47,458	0 1 8½	7,736	
" France - - - - -	115,997	28,548	144,545	179,158	12,258	0 1 8½	5,499	
" China - - - - -	112,320,752	462,093	112,782,845	92,899,829	9,326,536	0 1 7½	3,023,616	
" Japan - - - - -	4,021,901	-	4,021,901	516,027	258,470	0 1 3½	16,148	
" United States : North Atlantic Ports	102,525	37	102,562	581,470	8,458	0 1 7½	22,115	
" " South Atlantic Ports	15	-	15	15	2	0 2 0½	-	
" St. Helena - - - - -	52,591	-	52,591	6,190	5,422	0 2 0½	155	
" British India : Bombay and Sinde	91,252	35	91,287	25,890	6,132	0 1 4½	936	
" " Madras - - - - -	685	-	685	597	63	0 1 10	18	
" " Bengal and Pegu - - - - -	2,940,042	-	2,940,042	3,113,880	333,652	0 2 3½	103,341	
" Singapore and Eastern Straits Settlements - - - - -	99,958	5,577	105,535	97,313	8,022	0 1 6½	2,483	
" Ceylon - - - - -	37	-	37	253	4	0 1 9	6	
" Australia - - - - -	237,215	-	237,215	54,168	18,078	0 1 6½	1,558	
" Other Parts - - - - -	145,864	7,024	152,888	139,956	12,688	0 1 7½	4,735	
	120,706,418	564,801	121,271,219	97,921,670	10,044,462		3,189,269	
TOBACCO :								
Unmanufactured :								
" Stemmed or Stripped :								
From Hamburg - - - - -	Lbs. 2,934	Lbs. 515	Lbs. 3,449	Lbs. 20,867	£ 195	Per Lb. £ s. d. 0 1 1½	£ 3,287	} See "Total of Stemmed and Unstemmed."
" Bremen - - - - -	931	5,687	6,618	21,583	376	0 1 1½	3,399	
" Holland - - - - -	1,687,263	469,762	2,157,025	1,684,308	123,041	0 1 2	265,279	
" Belgium - - - - -	4,768	9,757	14,525	16,782	874	0 1 2½	2,643	
" France - - - - -	12,363	-	12,363	14,069	753	0 1 2½	2,216	
" Turkey Proper - - - - -	3,951	-	3,951	3,150	148	0 0 9	496	
" Philippine Islands - - - - -	-	-	-	1,168	-	-	184	
" China - - - - -	-	-	-	101	-	-	16	
" Japan - - - - -	-	-	-	4,746	-	-	747	
" Cuba - - - - -	144	-	144	6,953	23	0 3 3	1,095	
" United States : North Atlantic Ports	6,729,430	8,057,225	14,786,655	9,374,341	839,837	0 1 1½	1,476,320	
" " South Atlantic Ports	1,450,222	1,733,332	3,183,554	631,372	179,427	0 1 1½	99,441	
" New Granada - - - - -	174,242	25,597	199,839	118,339	15,245	0 1 6½	18,638	
" Ecuador - - - - -	65,282	-	65,282	21,969	4,972	0 1 6½	3,460	
" Brazil - - - - -	30	-	30	30	1	0 0 8	5	
" Uruguay - - - - -	-	-	-	2,056	-	-	324	
" Argentine Confederation - - - - -	-	-	-	4,508	-	-	710	
" Channel Islands - - - - -	279,214	-	279,214	236,745	16,084	0 1 1½	37,287	
" British India : Madras - - - - -	281	-	281	281	9	0 0 8	-	
" Other Parts - - - - -	27,208	1,265	28,473	27,542	1,657	0 1 2	4,339	
	10,438,263	10,303,140	20,741,403	12,190,629	1,182,642		1,919,886	
" Unstemmed :								
From Hamburg - - - - -	Lbs. 322,301	Lbs. 19,421	Lbs. 341,722	Lbs. 216,315	£ 14,238	Per Lb. £ s. d. 0 0 10	£ 34,070	
" Bremen - - - - -	50,724	1,345,504	1,396,228	811,933	58,175	0 0 10	127,879	
" Holland - - - - -	5,398,623	792,203	6,190,826	4,746,960	252,493	0 0 9½	747,660	
" Belgium - - - - -	113,412	70,435	183,847	161,995	7,652	0 0 10	25,518	
" France - - - - -	184,836	45,333	230,169	332,499	9,590	0 0 10	52,369	
" Greece - - - - -	32,483	11,566	44,049	225,170	881	0 0 4½	35,464	
" Turkey Proper - - - - -	1,234,780	10,220	1,245,000	1,345,680	27,906	0 0 5½	211,951	
" Algeria - - - - -	14,964	-	14,964	165,349	312	0 0 5	26,042	
" Philippine Islands - - - - -	1,295,028	50,865	1,345,893	78,417	123,374	0 1 10	12,351	
" China - - - - -	248,722	-	248,722	222,341	6,218	0 0 6	35,019	
" Japan - - - - -	1,291,961	-	1,291,961	1,642,132	32,298	0 0 6	258,638	
" Cuba - - - - -	356,158	254,856	611,014	289,560	90,100	0 2 11½	45,606	

PRINCIPAL ARTICLES AND COUNTRIES WHENCE IMPORTED (Cont ^d).	QUANTITIES IMPORTED.			ENTERED FOR HOME CONSUMP- TION.	COMPUTED REAL VALUE.		DUTY.		
	In British Vessels.	In Foreign Vessels.	Total.		TOTAL IMPORTED.	AVERAGE PRICE FIXED FOR THE VALUE.	GROSS AMOUNT RECEIVED.	RATE, AND WHEN IMPOSED.	
TOBACCO (Cont^d):									
Unmanufactured (Cont ^d):									
" Unstemmed (Cont ^d):									
From United States: North Atlantic Ports	Lbs. 12,425,953	Lbs. 11,839,836	Lbs. 24,265,789	Lbs. 10,340,181	£ 684,104	Per Lb. 0 0 6 ³ / ₄	£ 1,627,613	See "Total of Stemmed and Unstemmed."	
" " South Atlantic Ports	1,789,213	2,618,758	4,407,971	2,531,916	134,043	0 0 7 ¹ / ₄	398,777		
" " Ports on the Pacific-	5,799	-	5,799	-	181	0 0 7 ¹ / ₄	-		
" New Granada	1,591,306	36,324	1,627,630	189,973	100,945	0 1 2 ³ / ₈	29,921		
" Ecuador	-	-	-	3,024	-	-	476		
" Brazil	9,047	12,902	21,949	12,095	457	0 0 5	1,905		
" Uruguay	-	325,731	325,731	439,497	9,830	0 0 7 ¹ / ₄	69,221		
" Argentine Confederation	489,599	644,475	1,134,074	2,137,416	34,748	0 0 7 ³ / ₈	330,654		
" Channel Islands	62,716	-	62,716	41,918	2,614	0 0 10	6,602		
" British India: Madras	1,990	-	1,990	276	33	0 0 4	43		
" " Bengal and Pegu	102,098	-	102,098	21,962	1,701	0 0 4	3,459		
" Other Parts	202,884	40,428	243,312	208,967	7,433	0 0 7 ¹ / ₄	32,916		
	27,224,597	18,118,857	45,343,454	26,165,576	1,599,326		4,120,154		
" Total of Stemmed and Unstemmed:									
From Hamburg	Lbs. 325,235	Lbs. 19,936	Lbs. 345,171	Lbs. 237,182	£ 14,433	-	£ 37,357		Containing 10 Lbs. or more of of Moisture in every 100 Lbs., 3s. 1 ¹ / ₂ d. per Lb. - 27th Mar. 1863. Containing less than 10 Lbs. of Moisture in every 100 Lbs., 3s. 6d. per Lb.
" Bremen	51,655	1,351,191	1,402,846	833,516	58,551	-	131,278		
" Holland	7,085,886	1,261,965	8,347,851	6,431,268	375,534	-	1,012,939		
" Belgium	118,180	80,192	198,372	178,777	8,526	-	28,161		
" France	197,199	45,333	242,532	346,568	10,343	-	54,585		
" Greece	32,483	11,566	44,049	225,170	881	-	35,464		
" Turkey Proper	1,238,731	10,220	1,248,951	1,348,830	28,054	-	212,447		
" Algeria	14,964	-	14,964	165,349	312	-	26,042		
" Philippine Islands	1,295,028	50,865	1,345,893	79,585	123,374	-	12,535		
" China	248,722	-	248,722	222,442	6,218	-	35,035		
" Japan	1,291,961	-	1,291,961	1,646,878	32,298	-	259,385		
" Cuba	356,302	254,856	611,158	296,513	90,123	-	46,701		
" United States: North Atlantic Ports	19,155,383	19,897,061	39,052,444	19,714,522	1,523,941	-	3,103,933		
" " South Atlantic Ports	3,229,435	4,352,090	7,581,525	3,163,288	313,470	-	498,218		
" " Ports on the Pacific-	5,799	-	5,799	-	181	-	-		
" New Granada	1,765,548	61,921	1,827,469	308,312	116,190	-	48,559		
" Ecuador	65,282	-	65,282	24,993	4,972	-	3,936		
" Brazil	9,077	12,902	21,979	12,125	458	-	1,910		
" Uruguay	-	325,731	325,731	441,553	9,830	-	69,545		
" Argentine Confederation	489,599	644,475	1,134,074	2,141,924	34,748	-	337,364		
" Channel Islands	341,930	-	341,930	278,663	18,698	-	43,889		
" British India	104,369	-	104,369	22,238	1,743	-	3,502		
" Other Parts	230,092	41,693	271,785	236,509	9,090	-	37,255		
	37,662,860	28,421,997	66,084,857	38,356,205	2,781,968		6,040,040		
Deduct Exported on Drawback, Over-entered, &c.					279,363	Repaid -	45,358		
					38,076,842		5,994,682		
" Manufactured:									
" Snuff:									
From Holland	Lbs. 710	Lbs. -	Lbs. 710	Lbs. -	£ 54	Per Lb. 0 1 6	£ -	Containing more than 13 lbs. of moisture in every 100 lbs., 3s. 6d. per Lb., 27th March 1863. Not containing more than 13 lbs. of moisture in every 100 lbs., 4s. 6d. per Lb., 27th March 1863.	
" Belgium	336	12	348	36	25	0 1 6	7		
" France	240	-	240	224	17	0 1 6	46		
" Other Parts	175	11	186	74	10	0 1 1	15		
	1,461	23	1,484	334	106		68		
" Cigars:									
From Hamburg	Lbs. 63,595	Lbs. 11,014	Lbs. 74,609	Lbs. 54,805	£ 4,689	Per Lb. 0 1 3	£ 13,666	5s. per Lb. - 27th March 1863.	
" Bremen	6,314	26,286	32,600	22,004	2,049	0 1 3	5,501		
" Holland	68,826	20,496	89,322	44,485	13,400	0 3 0	11,121		
" Belgium	32,831	13,291	46,122	28,365	2,306	0 1 0	7,091		
" France	103,736	174	103,910	65,207	15,587	0 3 0	16,302		
" Philippine Islands	99,055	27,749	126,804	66,072	50,692	0 8 0	16,521		
" Cuba	644,022	8,063	652,085	431,407	391,251	0 12 0	107,849		
" St. Thomas	34,813	-	34,813	21,559	1,740	0 1 0	5,388		
" United States: North Atlantic Ports	21,694	25	21,719	11,117	1,088	0 1 0	2,779		
" " South Atlantic Ports	-	6	6	6	-	-	2		
" British India: Bombay and Sinde-	2,046	-	2,046	2,116	103	0 1 0	529		
" " Madras	2,551	-	2,551	2,193	127	0 1 0	550		
" " Bengal and Pegu	3,285	18	3,303	3,011	166	0 1 0	753		
" Singapore and Eastern Straits Settlements	15,357	165	15,522	10,532	775	0 1 0	2,633		
" Ceylon	247	-	247	156	12	0 1 0	39		
" Other Parts	37,825	767	38,592	24,364	1,919	0 0 11 ¹ / ₄	6,090		
	1,136,197	108,054	1,244,251	787,399	485,904		196,814		

PRINCIPAL ARTICLES AND COUNTRIES WHENCE IMPORTED (Cont ^d).	QUANTITIES IMPORTED.			ENTERED FOR HOME CONSUMP- TION.	COMPUTED REAL VALUE.		DUTY.	
	In British Vessels.	In Foreign Vessels.	Total.		TOTAL IMPORTED.	AVERAGE PRICE FIXED FOR THE VALUE.	GROSS AMOUNT RECEIVED.	RATE, AND WHEN IMPOSED.
TOBACCO (Cont^d):								
Manufactured (Cont^d):								
„ Cavendish or Negro Head :								
From Bremen - - - - -	Lbs. 24,506	Lbs. 37,666	Lbs. 62,172	Lbs. 1,025	£ 2,906	Per Lb. £ s. d. 0 0 11½	£ 231	} Of Foreign Manufacture, 4s. 6d. per Lb., 27th March 1865. Manufactured in Bond, 4s. per Lb., 27th March 1865.
„ United States: North Atlantic Ports	357,137	46,731	403,868	11,409	19,145	0 0 11½	2,567	
„ „ South Atlantic Ports	211,070	183,237	394,307	154	15,492	0 0 9½	35	
„ British Possessions in South Africa	225,505	-	225,505	32	9,433	0 0 10	7	
„ Australia - - - - -	23,944	-	23,944	78	1,024	0 0 10½	18	
„ Bermudas - - - - -	58,917	-	58,917	1,338	2,876	0 0 11½	301	
„ Bahamas - - - - -	53,811	9	53,820	2,658	2,528	0 0 11½	598	
„ Other Parts - - - - -	35,662	190	35,852	2,452	1,698	0 0 11½	552	
Manufactured in Bond - - - - -	-	-	-	11,021	-	-	2,204	
	990,552	267,833	1,258,385	30,167	55,102		6,513	
„ Other Sorts :								
From Hamburg - - - - -	Lbs. 16,277	Lbs. 242	Lbs. 16,519	Lbs. 2,768	£ 412	Per Lb. £ s. d. 0 0 6	£ 554	} 4s. per Lb. - - - 27th March 1865.
„ Holland - - - - -	25,094	1,102	26,196	157	656	0 0 6	31	
„ Belgium - - - - -	4,863	1,880	6,743	317	169	0 0 6	63	
„ New Granada - - - - -	8,002	85	8,087	5	403	0 1 0	1	
„ Brazil - - - - -	82,625	-	82,625	43	4,131	0 1 0	9	
„ Channel Islands - - - - -	7,241	-	7,241	283	180	0 0 6	57	
„ Other Parts - - - - -	8,167	983	9,150	6,685	278	0 0 7½	1,339	
	152,269	4,292	156,561	10,258	6,229		2,054	
VINEGAR :								
From Hamburg - - - - -	Gallons. 1,473	Gallons. 2,043	Gallons. 3,516	Gallons. 2,532	£ 264	Per Gallon. £ s. d. 0 1 6	£ 32	} 3d. per Gallon - - - 6th July 1865.
„ France - - - - -	30,107	20,074	50,181	49,574	5,017	0 2 0	620	
„ Other Parts - - - - -	4,603	2,109	6,712	6,557	500	0 1 6	81	
	36,183	24,226	60,409	58,663	5,781		733	
WINE :								
Red :								
From Hamburg - - - - -	Gallons. 39,066	Gallons. 1,787	Gallons. 40,853	Gallons. 34,612	£ 4,086	Per Gallon. £ s. d. 0 2 0	£ 3,062	} See "Total of Wine."
„ Bremen - - - - -	11,385	26,559	37,944	37,522	3,795	0 2 0	2,902	
„ Holland - - - - -	11,149	3,433	14,582	20,622	1,460	0 2 0	1,879	
„ France - - - - -	1,674,674	280,474	1,955,148	1,782,021	406,341	0 4 2	117,087	
„ Portugal - - - - -	3,355,117	353,637	3,708,754	2,850,842	1,138,770	0 6 2	356,209	
Madeira - - - - -	35	4	39	142	17	0 8 6	17	
„ Spain - - - - -	418,960	525,258	944,218	506,669	95,522	0 2 0	62,613	
Canary Islands - - - - -	15	-	15	110	4	0 5 0	14	
„ Italy: Sicily - - - - -	1,104	11	1,115	4,377	108	0 1 11	510	
„ Greece - - - - -	9,242	27	9,269	10,403	909	0 2 0	613	
„ Channel Islands - - - - -	30,502	-	30,502	34,142	3,005	0 1 11	3,878	
„ British Possessions in South Africa	8,392	3,692	12,084	14,482	1,358	0 2 3	1,735	
„ Australia - - - - -	11,086	-	11,086	6,574	1,104	0 2 0	635	
„ Other Parts - - - - -	31,149	6,770	37,919	35,208	3,735	0 2 0	3,038	
	5,601,876	1,201,652	6,803,528	5,337,726	1,660,214		554,192	
White :								
From Hamburg - - - - -	Gallons. 302,642	Gallons. 12,134	Gallons. 314,776	Gallons. 227,585	£ 31,478	Per Gallon. £ s. d. 0 2 0	£ 27,812	} See "Total of Wine."
„ Bremen - - - - -	4,656	26,724	31,380	19,511	3,138	0 2 0	2,119	
„ Holland - - - - -	327,292	125,078	452,370	384,882	203,567	0 9 0	40,551	
„ France - - - - -	900,367	59,842	960,209	829,750	459,406	0 9 7	95,404	
„ Portugal - - - - -	20,225	11,599	31,824	38,616	6,364	0 4 0	4,792	
Madeira - - - - -	30,321	5,127	35,348	20,208	14,448	0 8 2	2,517	
„ Spain - - - - -	4,739,782	207,523	4,947,305	4,685,373	1,443,525	0 5 10	584,278	
Canary Islands - - - - -	13,538	-	13,538	3,511	3,388	0 5 0	439	
„ Italy: Sicily - - - - -	387,689	34,639	422,328	367,595	63,237	0 3 0	45,927	
„ Greece - - - - -	33,468	-	33,468	14,737	3,332	0 2 0	915	
„ Channel Islands - - - - -	14,867	584	15,451	16,568	1,523	0 2 0	2,019	
„ British Possessions in South Africa	79,125	2,093	81,218	27,139	7,679	0 1 11	3,339	
„ Australia - - - - -	39,994	-	39,994	20,649	3,992	0 2 0	2,475	
„ Other Parts - - - - -	80,797	6,218	87,015	67,413	8,905	0 2 1	8,080	
	6,974,663	491,561	7,466,224	6,723,637	2,253,982		820,667	

GENERAL IMPORTS.
(ARTICLES SUBJECT TO DUTY.)

PRINCIPAL ARTICLES AND COUNTRIES WHENCE IMPORTED (Contd).	QUANTITIES IMPORTED.			ENTERED FOR HOME CONSUMP- TION.	COMPUTED REAL VALUE.		DUTY.		
	In British Vessels.	In Foreign Vessels.	Total.		TOTAL IMPORTED.	AVERAGE PRICE FIXED FOR THE VALUE.	GROSS AMOUNT RECEIVED.	RATE, AND WHEN IMPOSED.	
WINE (Contd):									
Total of all Kinds:									
From Hamburg	Gallons. 341,708	Gallons. 13,921	Gallons. 355,629	Gallons. 262,197	£ 35,564	-	£ 30,874	<i>s. d.</i> Containing less than 26 degrees of Proof Spirit 1 0 per gall. Containing 26 and less than 42 degrees of Proof Spirit - 2 6 And additional for every degree of strength be- yond 41 degrees of Proof Spirit - 0 8 When in bottles, and containing less than 42 degrees of Proof Spirit - 2 6	
" Bremen	16,041	53,283	69,324	57,033	6,933	-	5,021		
" Holland	338,441	128,511	466,952	405,504	205,027	-	42,430		
" France	2,575,041	340,316	2,915,357	2,611,771	865,747	-	212,491		
" Portugal	3,375,342	365,236	3,740,578	2,889,458	1,145,134	-	361,001		
" Madeira	30,256	5,131	35,387	20,350	14,465	-	2,534		
" Spain	5,158,742	732,781	5,891,523	5,192,042	1,539,047	-	646,891		
" Canary Islands	13,553	-	13,553	3,621	3,392	-	453		
" Italy: Sicily	388,793	34,650	423,443	371,972	63,345	-	46,437		
" Greece	42,710	27	42,737	25,140	4,241	-	1,528		
" Channel Islands	45,369	584	45,953	50,710	4,528	-	5,897		
" British Possessions in South Africa	87,517	5,785	93,302	41,621	9,037	-	5,074		
" Australia	51,080	-	51,080	27,223	5,096	-	3,110		
" Other Parts	111,946	12,988	124,934	102,621	12,640	-	11,118		
	12,576,539	1,693,213	14,269,752	12,061,263	3,914,196		1,374,859		
Wood and Timber:									
Hewn:									
" Fir:									
From Russia	Loads. 74,042	Loads. 127,952	Loads. 201,994	Loads. 201,994	£ 679,091	Per Load. £ s. d. 3 7 3	£ 10,039	4th April 1865.	
" Sweden	20,238	183,722	203,960	203,960	472,048	2 6 4	10,198		
" Norway	1,086	90,330	91,416	91,416	183,738	2 0 2	4,571		
" Prussia	75,481	278,102	353,583	353,583	1,126,757	3 3 9	17,620		
" British North America	505,512	34,263	539,775	539,775	1,512,188	2 16 0	26,846		
" Other Parts	3,912	1,624	5,536	5,536	23,505	4 4 11	269		
	680,271	715,993	1,396,264	1,396,264	3,997,327		69,543		
" Oak:									
From Russia	Loads. 2,699	Loads. 1,744	Loads. 4,443	Loads. 4,443	£ 47,079	Per Load. £ s. d. 10 11 9	£ 222		
" Prussia	4,912	30,050	34,962	34,962	157,023	4 9 10	1,749		
" France	1,677	2,548	4,225	4,225	19,815	4 13 10	212		
" Italy: Adriatic Ports of the Ancona and Romagna	-	1,066	1,066	1,066	7,467	7 0 0	-		
" United States: North Atlantic Ports	3,805	3,162	6,967	6,967	34,486	4 19 0	348		
" South Atlantic Ports	1,624	-	1,624	1,624	7,688	4 14 8	81		
" British North America	50,595	3,429	54,024	54,024	282,416	5 4 7	2,701		
" Other Parts	1,204	790	1,994	1,994	10,815	5 8 6	74		
	66,516	42,789	109,305	109,305	566,789		5,387		
" Masts, Spars, and Poles:									
From Russia	Loads. 967	Loads. 1,221	Loads. 2,188	Loads. 2,188	£ 12,929	Per Load. £ s. d. 5 18 2	£ 88	1s. per Load - - 8th March 1860.	
" Sweden	2,496	7,297	9,793	9,793	16,237	1 13 2	490		
" Norway	1,621	28,381	30,002	30,002	50,017	1 13 4	1,485		
" Prussia	111	185	296	296	1,467	4 19 0	15		
" France	562	2	564	564	2,228	3 19 0	28		
" Cuba	387	48	435	435	2,589	5 19 0	22		
" United States: North Atlantic Ports	1,764	65	1,829	1,829	10,883	5 19 0	43		
" Ports on the Pacific	1,535	1,503	3,038	3,038	18,074	5 19 0	152		
" British North America	7,898	956	8,854	8,854	39,490	4 9 2	418		
" Other Parts	135	169	304	304	1,792	5 17 11	15		
	17,476	39,827	57,303	57,303	155,706		2,756		
" Unenumerated:									
From Russia	Loads. 728	Loads. 2,082	Loads. 2,810	Loads. 2,810	£ 8,665	Per Load. £ s. d. 3 1 8	£ 140		
" Sweden	170	428	598	598	1,996	3 6 10	30		
" Norway	70	603	673	673	2,244	3 6 8	34		
" Prussia	81	248	329	329	998	3 0 8	16		
" France	216	53	269	269	949	3 10 7	13		
" Cuba	476	-	476	476	1,802	3 15 9	24		
" Australia	611	-	611	611	1,978	3 4 9	31		
" British North America	55,977	6,204	62,181	62,181	201,442	3 4 10	3,100		
" Other Parts	174	168	332	332	1,131	3 8 2	17		
	58,503	9,776	68,279	68,279	221,207		3,405		

PRINCIPAL ARTICLES AND COUNTRIES WHENCE IMPORTED (Contd).	QUANTITIES IMPORTED.			ENTERED FOR HOME CONSUMP- TION.	COMPUTED REAL VALUE.		DUTY.	
	In British Vessels.	In Foreign Vessels.	Total.		TOTAL IMPORTED.	AVERAGE PRICE FIXED FOR THE VALUE.	GROSS AMOUNT RECEIVED.	RATE, AND WHEN IMPOSED.
WOOD and TIMBER (Contd):								
Sawn or Split, Planed or Dressed:								
" Fir:						Per Load.		
From Russia - - - - -	Loads. 265,640	Loads. 196,278	Loads. 461,918	Loads. 461,918	£ 1,639,818	£ s. d. 3 11 0	£ 46,181	} 2s. per Load - - 8th March 1860.
" Sweden - - - - -	108,907	390,857	499,764	499,764	1,566,194	3 2 8	49,981	
" Norway - - - - -	13,503	241,202	254,705	254,705	610,602	2 8 0	25,475	
" Prussia - - - - -	17,669	39,943	57,612	57,612	160,489	2 15 9	5,655	
" United States: North Atlantic Ports	11,958	8,914	20,872	20,872	96,010	4 12 0	2,076	
" South Atlantic Ports	6	5	11	11	51	4 12 0	1	
" Ports on the Pacific	819	179	998	998	4,592	4 12 0	100	
" British North America - - - - -	640,173	145,368	785,541	785,541	2,291,954	2 18 4	78,504	
" Other Parts - - - - -	2,553	2,008	4,561	4,561	13,784	3 0 5	457	
	1,061,228	1,024,754	2,085,982	2,085,982	6,383,494		208,430	
" Oak:						Per Load.		
From Prussia - - - - -	Loads. 203	Loads. 5,530	Loads. 5,733	Loads. 5,733	£ 25,225	£ s. d. 4 8 0	£ 517	
" United States: North Atlantic Ports	4	26	30	30	147	4 18 0	3	
" South Atlantic Ports	16	-	16	16	80	4 18 0	2	
" British North America - - - - -	320	10	330	330	1,463	4 8 8	33	
" Other Parts - - - - -	266	75	341	341	1,499	4 7 11	34	
	809	5,641	6,450	6,450	28,414		589	
" Unenumerated:						Per Load.		
From Sweden - - - - -	Loads. 3	Loads. 6,641	Loads. 6,644	Loads. 6,644	£ 22,258	£ s. d. 3 7 0	£ 664	
" Norway - - - - -	756	32,078	32,834	32,834	109,994	3 7 0	3,283	
" France - - - - -	2,221	27	2,248	2,248	7,527	3 7 0	225	
" United States: North Atlantic Ports	284	112	396	396	1,744	4 8 0	40	
" South Atlantic Ports	1	-	1	1	7	4 8 0	-	
" Ports on the Pacific	2	-	2	2	9	4 8 0	-	
" British North America - - - - -	1,618	31	1,649	1,649	5,523	3 7 0	165	
" Other Parts - - - - -	251	36	287	287	961	3 7 0	30	
	5,136	38,925	44,061	44,061	148,023		4,407	
" Staves:						Per Load.		
From Russia - - - - -	Loads. 238	Loads. 586	Loads. 824	Loads. 824	£ 8,659	£ s. d. 10 10 2	£ 61	} Not exceeding 72 inches long: 1s. per Load - - 8th March 1860. Exceeding 72 inches long: 2s. per Load - - 8th March 1860.
" Prussia - - - - -	11,048	13,599	24,647	24,647	300,093	12 3 6	1,272	
" Austrian Territories - - - - -	7,243	9,389	16,632	16,632	147,070	8 16 10	832	
" United States: North Atlantic Ports	3,060	2,415	5,475	5,475	32,523	5 18 10	277	
" South Atlantic Ports	217	45	262	262	1,592	6 1 6	13	
" British North America - - - - -	17,891	1,504	19,395	19,395	155,663	8 0 6	972	
" Other Parts - - - - -	259	117	376	376	4,010	10 13 4	31	
	39,956	27,655	67,611	67,611	649,610		3,458	
" Firewood:						Per Load.		
From Russia - - - - -	Loads. 2,631	Loads. 3,191	Loads. 5,822	Loads. 5,822	£ 5,529	£ s. d. 0 19 0	£ 291	} 1s. per Load - - 8th March 1860.
" Sweden - - - - -	2,413	33,531	35,944	35,944	34,147		1,798	
" Norway - - - - -	760	136,537	137,287	137,287	130,423		6,865	
" Other Parts - - - - -	898	722	1,620	1,620	1,545		80	
	6,692	173,981	180,673	180,673	171,644		9,034	
" Hoops:						Per Load.		
From Holland - - - - -	Loads. 6,810	Loads. 1,329	Loads. 8,139	Loads. 8,139	£ 56,299	£ s. d. 6 18 4	£ 814	} 2s. per Load - - 8th March 1860.
" Other Parts - - - - -	20	-	20	20	140	7 0 0	2	
	6,830	1,329	8,159	8,159	56,439		816	
" Lathwood:						Per Load.		
From Russia - - - - -	Loads. 39,045	Loads. 6,396	Loads. 45,441	Loads. 45,441	£ 95,015	£ s. d. 2 1 10	£ 2,273	} 1s. per Load - - 8th March 1860.
" Sweden - - - - -	3,823	21,687	25,510	25,510	52,203	2 0 11	1,276	
" Prussia - - - - -	3,797	13,214	17,011	17,011	34,799	2 0 11	851	
" British North America - - - - -	15,287	1,041	16,328	16,328	22,625	1 7 8	816	
" Other Parts - - - - -	84	618	702	702	1,406	2 0 0	35	
	62,036	42,956	104,992	104,992	206,048		5,251	

GENERAL IMPORTS.
(ARTICLES SUBJECT TO DUTY.)

PRINCIPAL ARTICLES AND COUNTRIES WHENCE IMPORTED (Cont ^d).	QUANTITIES IMPORTED.			ENTERED FOR HOME CONSUMP- TION.	COMPUTED REAL VALUE.		DUTY.	
	In British Vessels.	In Foreign Vessels.	Total.		TOTAL IMPORTED.	AVERAGE PRICE FIXED FOR THE VALUE.	GROSS AMOUNT RECEIVED.	RATE, AND WHEN IMPOSED.
WOOD and TIMBER (Cont^d):								
Teak:						Per Load.		
From Borneo - - - - -	Loads. 802	Loads. -	Loads. 802	Loads. 802	£ 8,777	£ s. d. 10 19 0	£ 40	
" Sierra Leone - - - - -	378	-	378	378	3,403	9 0 0	19	
" British India: Bombay and Sindh - - - - -	5	-	5	5	55	10 19 0	-	
" " Bengal and Pegu - - - - -	2,539	2,352	4,891	4,891	58,060	11 17 5	245	
" Singapore and Eastern Straits Settlements - - - - -	38,830	9,222	48,052	48,052	552,539	11 10 0	2,141	
" Australia - - - - -	447	-	447	447	4,890	10 18 9	22	
" Other Parts - - - - -	148	9	157	157	1,551	9 17 7	9	
	43,149	11,583	54,732	54,732	629,275		2,476	
" Greenheart, Red and Blue Gum, Stringy Bark, Mora Locust, and other Sorts of Timber, for Shipbuilding:						Per Load.		
From Australia - - - - -	Loads. 264	Loads. -	Loads. 264	Loads. 264	£ 1,633	£ s. d. 6 3 9	£ 13	1s. per Load - - 8th March 1860.
" British Guiana - - - - -	11,249	953	12,202	12,202	80,915	6 12 7	610	
" Other Parts - - - - -	124	9	133	133	789	5 18 8	7	
	11,637	962	12,599	12,599	83,337		630	
" Treennails:						Per Load.		
From Prussia - - - - -	Loads. 149	Loads. 251	Loads. 400	Loads. 400	£ 1,278	£ s. d. 3 3 11	£ 20	
" United States: North Atlantic Ports - - - - -	14	-	14	14	75	5 10 0	1	
" " South Atlantic Ports - - - - -	52	-	52	52	221	4 5 0	2	
" Australia - - - - -	268	-	268	268	872	3 5 1	13	
" British North America - - - - -	63	8	71	71	303	4 5 4	4	
" Other Parts - - - - -	78	7	85	85	267	3 2 10	5	
	624	266	890	890	3,016		45	
" Furniture and Hardwoods:						Per Ton.		
Boxwood:						£ s. d.		
From Turkey Proper - - - - -	Tons. 6,043	Tons. -	Tons. 6,043	Tons. 6,043	£ 44,576	7 7 6	£ 302	
" Other Parts - - - - -	66	-	66	66	491	7 8 9	3	
	6,109	-	6,109	6,109	45,067		305	
" Cedar:						Per Ton.		
From Cuba - - - - -	Tons. 1,404	Tons. 591	Tons. 1,995	Tons. 1,995	£ 23,652	£ s. d. 11 17 2	£ 100	
" United States: North Atlantic Ports - - - - -	286	246	532	532	8,740	16 8 6	27	
" " South Atlantic Ports - - - - -	49	-	49	49	811	16 12 0	2	
" Central America - - - - -	177	180	357	357	2,840	7 19 1	18	
" Belize (Honduras) - - - - -	72	377	449	449	5,231	11 13 1	22	
" Other Parts - - - - -	390	31	421	421	4,405	10 9 3	21	1s. per Ton - - 8th March 1860.
	2,378	1,425	3,803	3,803	45,679		190	
" Ebony, not green:						Per Ton.		
From Western Coast of Africa (not particularly designated) - - - - -	Tons. 592	Tons. -	Tons. 592	Tons. 592	£ 5,228	£ s. d. 8 16 6	£ 30	
" East Coast of Africa - - - - -	224	-	224	224	1,872	8 6 10	11	
" Ceylon - - - - -	401	-	401	401	3,815	9 10 6	20	
" Other Parts - - - - -	5	57	62	62	323	5 4 2	3	
	1,222	57	1,279	1,279	11,238		64	

PRINCIPAL ARTICLES AND COUNTRIES WHENCE IMPORTED (Cont ^d).	QUANTITIES IMPORTED.			ENTERED FOR HOME CONSUMP- TION.	COMPUTED REAL VALUE.		DUTY.	
	In British Vessels.	In Foreign Vessels.	Total.		TOTAL IMPORTED.	AVERAGE PRICE FIXED FOR THE VALUE.	GROSS AMOUNT RECEIVED.	RATE, • AND WHEN IMPOSED.
WOOD and TIMBER (Cont^d):								
Furniture and Hardwoods (Cont^d):								
„ Mahogany:	Tons.	Tons.	Tons.	Tons.	£	Per Ton. £ s. d.	£	
From Cuba - - - - -	3,877	1,865	5,742	5,742	64,132	11 3 4	287	
„ Hayti and St. Domingo - - -	879	19	898	898	16,488	18 7 4	45	
„ United States: North Atlantic Ports	1,718	2,063	3,781	3,781	42,484	11 4 9	189	
„ „ South Atlantic Ports	1	-	1	1	12	11 10 0	-	
„ Mexico - - - - -	17,244	4,202	21,446	21,446	204,366	9 10 7	1,072	
„ Central America - - - - -	3,572	293	3,865	3,865	31,065	8 0 9	193	
„ Belize (Honduras) - - - - -	4,074	10,701	14,775	14,775	141,577	9 11 8	712	
„ Other Parts - - - - -	665	203	868	868	7,100	8 3 7	45	
	32,030	19,346	51,376	51,376	507,224		2,543	
„ Rosewood:	Tons.	Tons.	Tons.	Tons.	£	Per Ton. £ s. d.	£	
From Brazil - - - - -	988	136	1,124	1,124	11,709	10 8 4	56	
„ Belize (Honduras) - - - - -	101	76	177	177	1,760	9 18 8	9	
„ Other Parts - - - - -	125	42	167	167	1,547	9 5 3	8	
	1,214	254	1,468	1,468	15,016		73	1s. per Ton - - 8th March 1860.
„ Walnut:	Tons.	Tons.	Tons.	Tons.	£	Per Ton. £ s. d.	£	
From Italy: Sardinian States - - -	941	857	1,798	1,798	18,292	10 3 6	90	
„ Tuscany - - - - -	101	54	155	155	1,538	9 18 6	8	
„ Adriatic Ports of Ancona and the Romagna - - - - -	290	64	354	354	3,654	10 6 5	18	
„ Austrian Territories - - - - -	272	104	376	376	3,835	10 4 0	19	
„ United States: North Atlantic Ports	452	764	1,216	1,216	8,276	6 16 1	61	
„ British North America - - - - -	955	508	1,463	1,463	10,097	6 18 1	73	
„ Other Parts - - - - -	315	12	327	327	3,265	9 19 8	15	
	3,326	2,363	5,689	5,689	48,957		284	
<i>See also Account of "Other Articles."</i>								

TOTAL COMPUTED REAL VALUE OF THE IMPORTS INTO THE UNITED KINGDOM.

PRINCIPAL ARTICLES (Enumerated in Account No. 36)	- - - - -	£	266,463,833
OTHER ARTICLES (Enumerated in Account No. 36*)	- - - - -		4,608,452
TOTAL	- - - - -		271,072,285

No. 36*.

GENERAL IMPORTS.

OTHER ARTICLES.

IN THE YEAR 1865.

OTHER ARTICLES.	QUANTITIES		COMPUTED REAL VALUE OF THE IMPORTATIONS.	GROSS AMOUNT OF DUTY RECEIVED THEREON.	OTHER ARTICLES. (Continued.)	QUANTITIES		COMPUTED REAL VALUE OF THE IMPORTATIONS.	GROSS AMOUNT OF DUTY RECEIVED THEREON.
	IMPORTED.	ENTERED FOR HOME CONSUMPTION.†				IMPORTED.	ENTERED FOR HOME CONSUMPTION.†		
Albumen - - - - - Cwts.	1,338	—	£ 15,903	£ —	Canes, Bamboo - - - - - No.	818,510	—	£ 2,558	£ —
Almond Paste - - - - - Lbs.	364	373	72	2	" or Sticks (Walking), mounted, painted, &c. - - - - - }	134,842	—	3,018	—
Alum - - - - - Cwts.	10,890	—	3,268	—	Cantharides - - - - - Lbs.	21,055	—	2,409	—
Amber, Rough - - - - - "	176	—	1,562	—	Capers - - - - - "	153,492	—	6,397	—
" Manufactures, Un- enumerated - - - - - } Value £	—	—	451	—	Cardamoms - - - - - "	111,727	—	25,868	—
Ammunition :					Carls, Playing - - - - - Doz. Packs.	35,815	2,631	7,163	494
Shot, of Iron - - - - - Cwts.	20,743	—	10,373	—	Carmines - - - - - Ozs.	3,961	—	574	—
" Lead - - - - - "	80	—	90	—	Carriages - - - - - Value £	—	—	5,831	—
Rockets, &c., and Am- munition, Unenu- merated - - - - - } Value £	—	—	5,343	—	Casks, Empty - - - - - "	—	—	4,076	—
Animals, Living :					Cassava Powder - - - - - Cwts.	498	504	670	10
Asses - - - - - No.	4	—	20	—	Cassia Buds - - - - - Lbs.	38,702	—	3,748	—
Goats - - - - - "	272	—	166	—	" Fistula - - - - - "	9,743	—	98	—
Kids - - - - - "	1	—	—	—	Castor - - - - - "	5,386	—	1,126	—
Pigs (Suckling) Unenumerated - - - - - "	337	—	102	—	Casts of Busts, Statues, or Figures - - - - - } Cwts.	493	—	2,521	—
Antimony, Ore of - - - - - Tons	28,325	—	6,388	—	Caviare - - - - - "	105	—	2,103	—
" Crude - - - - - Cwts.	864	—	7,434	—	Chicory, Roasted or Ground - - - - - Lbs.	277,001	2,439	3,460	41
" Regulus - - - - - "	1,472	—	1,690	—	Chloroform - - - - - "	3,230	5	568	1
Aquafortis (Nitric Acid) - - - - - "	1,653	—	2,779	—	Coals, Culm, or Cinders - - - - - Tons	676	—	407	—
Arsenic - - - - - "	192	—	478	—	Cobalt - - - - - Cwts.	6	—	341	—
Art, Works of, in Bronze or other Metal - - - - - } Value £	—	—	1,473	—	" Ore of - - - - - Tons	768	—	27,030	—
" in Stone or Marble - - - - - } "	—	—	20,885	—	" Oxide of - - - - - "	16	—	11,974	—
Balsam, Unenumerated - - - - - Lbs.	46,240	—	5,095	—	Cochineal, Granilla - - - - - Cwts.	1,609	—	10,896	—
Bark, Cascarilla - - - - - Cwts.	14,538	—	21,331	—	" Dust - - - - - "	1,041	—	3,149	—
" Unenumerated - - - - - "	4,038	—	7,174	—	Cocculus Indicus - - - - - "	86	—	129	—
Barley, Pearled - - - - - "	166	145	125	3	Collodion - - - - - Gallons	24	20	46	24
Barytes, Sulphate of - - - - - Tons	1,009	—	4,087	—	Comfits, Dry - - - - - Lbs.	1,697	1,697	85	7
Bass or Bast Ropes, Twines, and Strands - - - - - } Cwts.	440	—	661	—	Confectionery - - - - - "	1,024,811	233,795	38,432	974
Beads, Coral - - - - - Lbs.	994	—	10,536	—	Copperas, Blue - - - - - Tons	101	—	2,269	—
" Unenumerated - - - - - "	11,194	—	5,948	—	" Green - - - - - "	278	—	796	—
Beer, Mum - - - - - Gallons	98	98	3	3	" White - - - - - "	244	—	2,662	—
" Spruce - - - - - "	92,444	88,084	20,032	2,753	Coral, in Fragments - - - - - Lbs.	2,914	—	887	—
" or Ale, Unenumerated - - - - - "	12,408	7,196	463	225	" Whole - - - - - "	391	—	1,722	—
Berries, Juniper - - - - - Cwts.	2,842	—	1,189	—	" Negligées - - - - - "	258	—	825	—
" Myrobolan - - - - - "	62,327	—	44,516	—	Corks, Squared for rounding Fishermen's - - - - - } Cwts.	524	—	2,446	—
" Unenumerated - - - - - "	96,214	—	246	—	" Fishermen's - - - - - "	84	—	42	—
Biscuit and Bread - - - - - "	6,313	6,294	5,050	118	Cotton, Raw, Waste of - - - - - "	4,676	—	9,207	—
Bladders - - - - - No.	1,359,060	—	5,663	—	Cowries - - - - - "	7,789	—	14,691	—
Brass, Old, fit only to be re- manufactured - - - - - } Cwts.	1,730	—	3,301	—	Cranberries - - - - - Gallons	17,869	—	671	—
Bricks or Clinkers, Dutch of Other Sorts - - - - - } No.	699,716	—	1,050	—	Down - - - - - Lbs.	23,875	—	3,523	—
Brooms and Brushes - - - - - Value £	184,413	—	277	—	Dye Stuffs (other than Dye Woods and Substances used in tanning), Unenu- merated - - - - - } Cwts.	6,315	—	46,963	—
Bronze Powder - - - - - "	—	—	14,471	—	Earthenware - - - - - Cwts.	2,867	—	8,167	—
Bulrushes - - - - - Loads	754	—	5,435	—	Ether - - - - - Gallons	315	72	250	89
Cameos, not set - - - - - Value £	—	—	2,008	—	Extract of Safflower - - - - - Lbs.	8,492	—	2,973	—
Candles, Paraffine - - - - - Cwts.	429	—	1,811	—	" Bark, or other Vegetable Sub- stances used in Tanning or Dyeing - - - - - } Cwts.	6,582	—	10,581	—
" Spermaceti - - - - - "	271	—	1,566	—	" other Sorts, Un- enumerated - - - - - } Value £	—	—	4,711	—
" Tallow - - - - - "	134	—	294	—					
" Wax - - - - - "	890	—	9,466	—					

† The Quantities Entered for Home Consumption can only be given for Articles charged with Duty.

OTHER ARTICLES. (Continued.)	QUANTITIES		COMPUTED REAL VALUE OF THE IMPORTATIONS.	GROSS AMOUNT OF DUTY RECEIVED THEREON.	OTHER ARTICLES. (Continued.)	QUANTITIES		COMPUTED REAL VALUE OF THE IMPORTATIONS.	GROSS AMOUNT OF DUTY RECEIVED THEREON.
	IMPORTED.	ENTERED FOR HOME CONSUMPTION.*				IMPORTED.	ENTERED FOR HOME CONSUMPTION.*		
Fig Cake - - - - - Cwts.	2	7	£ 4	£ 2	Iron—Cont.			£	£
Flock, for Paper Stainers - - - - - "	457	—	1,928	—	" Cast - - - - - Tons	2,680	—	32,160	—
Flocks - - - - - "	3,335	—	4,172	—	" Hoops - - - - - "	11	—	115	—
Flower Roots - - - - - Value £	—	—	29,413	—	" Old broken and old } Cast - - - - - "	13,151	—	39,453	—
Frames for Pictures, Prints, &c. } " - - - - - "	—	—	7,838	—	" Old broken Steel - - - - - "	84	—	229	—
Fruit : Cherries, Raw - - - - - Bushels	49,161	—	12,563	—	Japanned or Lacquered Ware - - - - - Cwts.	691	—	8,323	—
" " Dried - - - - - Lbs.	1,835	1,723	116	7	Juice of Lemons, Limes, } and Oranges - - - - - Gallons	134,799	—	11,861	—
" Citron, preserved with salt } " - - - - - Value £	—	—	5,109	—	Lead : Red - - - - - Tons	29	—	613	—
" Pears, Dried - - - - - Bushels	109	—	133	—	" White - - - - - "	72	—	1,916	—
" Preserved, without sugar, in its own juice } " - - - - - Lbs.	127,978	—	4,418	—	" Acetate of - - - - - Cwts.	1,815	—	2,879	—
" Unenumerated, Dried - - - - - Bushels	158	—	305	—	" Litharge - - - - - Tons	756	—	14,259	—
Gamboge - - - - - Cwts.	190	—	1,829	—	" Manufactures of, } Unenumerated - - - - - Cwts.	2,573	—	9,720	—
Gelatine - - - - - "	149	—	625	—	Leaves of Roses - - - - - Lbs.	6,220	—	925	—
Gentian - - - - - Tons	78	—	1,585	—	Liquorice Root - - - - - Cwts.	6,031	—	7,819	—
Glass, Bottles of Green or Common Glass } " Manufactures, Un- } enumerated - - - - - "	17,113	—	8,984	—	Lucifers of Wood - - - - - } Cubic Feet of Packages } " Vestas, of Wax - - - - - No.	192,741	—	36,141	—
Glue - - - - - "	10,492	—	19,675	—		19,317,256	—	485	—
" Clippings or Waste of - - - - - "	7,927	—	4,182	—	Malt - - - - - Qrs.	—	4	—	6
Gold, Leaves of - - - - - No.	12,221,600	—	27,500	—	Mandioca Flour - - - - - Cwts.	4	4	6	—
" Ore of - - - - - Tons	60	—	1,645	—	Manna - - - - - Lbs.	23,797	—	3,400	—
Grains, Guinea, and of Paradise } " - - - - - Cwts.	454	—	1,464	—	Manna Croup - - - - - Cwts.	98	98	71	2
Gum : Dammar - - - - - "	3,200	—	7,057	—	Manures, Unenumerated - - - - - Tons	8,025	—	49,598	—
" Dragon's Blood - - - - - "	159	—	1,354	—	Maps and Charts - - - - - No.	5,111	—	1,112	—
" Euphorbium - - - - - "	2	—	2	—	Marmalade - - - - - Lbs.	5,013	4,917	210	21
" Gedda - - - - - "	3,574	—	7,443	—	Mats and Matting - - - - - Value £	—	—	18,548	—
" Lac, Seed Lac - - - - - "	289	—	1,084	—	Meat, Salted or Fresh - - - - - Cwts.	3,480	—	8,705	—
" Lac, Stick Lac - - - - - "	794	—	1,771	—	" Preserved, otherwise } than by salting - - - - - "	8,083	—	28,294	—
" Sandarach - - - - - "	1,893	—	8,085	—	Medals of Gold or Silver - - - - - Value £	—	—	47	—
" Senegal - - - - - "	8,846	—	38,578	—	" of any other Metal - - - - - Tons	102	—	7,118	—
" Tragacanth - - - - - "	621	—	5,131	—	Metals and Ores, Unenumerated : Ores - - - - - "	433	—	10,185	—
" Unenumerated - - - - - "	7,509	—	17,103	—	Unwrought - - - - - "	84	—	6,253	—
Gunpowder - - - - - "	12	—	67	—	Wrought - - - - - "	35	—	3,286	—
Gun Stocks in the rough, of wood } " - - - - - "	5,204	—	11,796	—	Minerals and Fossils, Un- } enumerated - - - - - Value £	—	—	4,674	—
Gutta Percha, Manufactures of } " - - - - - "	194	—	788	—	Models of Cork or Wood - - - - - "	—	—	272	—
Gypsum - - - - - Tons	1,371	—	2,057	—	Moss Rock, for Dyers' Use - - - - - Tons	5	—	157	—
Hair : Camels' - - - - - Lbs.	877,346	—	25,591	—	Musical Instruments, Strings } of - - - - - Value £	—	—	1,143	—
" Human - - - - - "	11,644	—	4,658	—	Musk - - - - - Qrs.	13,807	—	17,641	—
" Unenumerated - - - - - Value £	—	—	43,802	—	Myrrh - - - - - Cwts.	297	—	1,686	—
Hats or Bonnets : Of Chip - - - - - Lbs.	499	—	1,996	—	Nickel, Metallic and Oxide } of, Refined - - - - - Value £	—	—	2,250	—
Of Bast, Cane, or Horse-hair } " - - - - - "	82	—	164	—	Nuts, Corosso or Vegetable } Ivory - - - - - Cwts.	22,313	—	25,621	—
Of Hair, Wool, or Beaver } " - - - - - "	2,476	—	989	—	" Unenumerated (not for } expressing Oil therefrom) } Value £	—	—	28,349	—
Of Silk - - - - - "	859	—	129	—	Nux Vomica - - - - - Cwts.	1,558	—	1,109	—
Hides, or pieces of Hides } Unenumerated - - - - - Value £	—	—	1,692	—	Oakum - - - - - Cwts.	1,532	—	1,990	—
Hones - - - - - No.	8,057	—	276	—	Ochre - - - - - "	28,181	—	5,634	—
Honey - - - - - Cwts.	4,519	—	7,475	—	Oil : Animal, Lard - - - - - "	1,885	—	6,787	—
Hoofs of Cattle - - - - - Value £	—	—	4,050	—	" " Tallow - - - - - "	596	—	1,138	—
Ink, for Writing - - - - - Value £	—	—	316	—	" " Unenumerated - - - - - "	6,610	—	12,401	—
" for Printing - - - - - Cwts.	320	—	2,692	—	" Paraffine - - - - - Gallons	21,889	—	2,786	—
" Indian - - - - - Lbs.	819	—	226	—	" Unenumerated - - - - - Value £	—	—	3,813	—
Instruments : Anatomical or Surgical - - - - - Value £	—	—	566	—	Oil Cloth - - - - - Square Yards	76,344	—	5,727	—
Astronomical, Optical, and Scientific } " - - - - - "	—	—	14,224	—	Olives - - - - - Gallons	8,970	—	1,653	—
Ipecacuanha - - - - - Lbs.	54,732	—	24,621	—	Opera Glasses - - - - - No.	25,014	—	45,881	—
Iron : Sheet - - - - - Tons	493	—	5,290	—	Oranges and Lemons : Peel of, in Brine - - - - - Pipes	3,225	—	17,476	—
" Wire - - - - - Cwts.	22,555	—	25,938	—	Dried, not Candied - - - - - Lbs.	8,324	—	104	—
" Rough Castings - - - - - "	4,367	—	3,059	—	Orsedew - - - - - Cwts.	103	—	1,384	—
" Bloom - - - - - Tons	2,974	—	26,766	—					
" Slit, or hammered into } Rods - - - - - "	277	—	2,369	—					

* The Quantities Entered for Home Consumption can only be given for Articles charged with Duty.

OTHER ARTICLES. (Continued.)	QUANTITIES		COMPUTED REAL VALUE OF THE IMPOR- TATIONS.	GROSS AMOUNT OF DUTY RECEIVED THEREON.	OTHER ARTICLES. (Continued.)	QUANTITIES		COMPUTED REAL VALUE OF THE IMPOR- TATIONS.	GROSS AMOUNT OF DUTY RECEIVED THEREON.
	IMPORTED.	ENTERED FOR HOME CONSUM- TION.*				IMPORTED.	ENTERED FOR HOME CONSUM- TION.*		
Painters' Colours:			£	£	Skins, Furs, and Pelts—Cont.			£	£
Unmanufactured - - - Value £	—	—	8,531	—	Articles Manufactured of			—	—
Manufactured - - - " "	—	—	34,117	—	Skins and Furs - - - Value £	—	—	1,775	—
Palmetto Thatch - - - Cwts.	3,180	—	3,049	—	Soap, Hard - - - Cwts.	4,692	—	10,245	—
Paper:					" Soft - - - " "	258	—	130	—
Jacquard Cards, for weav- } ing - - - " "	2	—	2	—	Soda, Sulphate of - - - " "	1,813	—	485	—
Card and Paper Cuttings } " - - - " "	14	—	8	—	Soy - - - Gallons	8,420	—	1,463	—
Pencils, of Slate - - - Value £	—	—	5,299	—	Specimens illustrative of } Natural Science - - - Value £	—	—	16,565	—
" not of Slate - - - " "	—	—	15,338	—	Spectacles - - - " "	—	—	763	—
Percussion Caps - - - No.	38,419,368	—	3,991	—	Spermaceti - - - Lbs.	125,509	—	5,909	—
Perfumery, Unenumerated - - - Lbs.	165,341	—	19,974	—	Starch - - - Cwts.	20,074	20,020	20,785	375
Pickles, preserved in Vinegar } " and Vegetables, pre- } served in Salt - - - Value £	1,355	1,280	346	5	" Gum of, Torrefied or } Calcined - - - " "	27	47	25	1
Pictures, viz., Photographs, } not on Paper - - - No.	1,526	—	224	—	Stationery, other than Paper } Stays or Corsets, of Linen, } or of Cotton, or of Linen } and Cotton, Mixed - - - Value £	—	—	5,554	—
Pitch - - - Cwts.	42,922	—	21,194	—	Stones:				
Plants, Shrubs, and Trees - - - Value £	—	—	29,953	—	for Lithography - - - Cwts.	16,875	—	15,749	—
Plaster of Paris - - - Tons	3,061	—	7,654	—	Millstones: Burr Stones, } rough - - - Tons	1,854	—	7,416	—
Plate, of Gold - - - Ozs. Troy	14	14	43	12	Millstones: Burr Stones, } Shaped or Hewn - - - " "	641	—	2,886	—
Plated Ware - - - Value £	—	—	1,979	—	Millstones: of other Sorts, } Rough - - - " "	16	—	72	—
Platina, Metallic - - - Ozs. Troy	2,492	—	2,742	—	Millstones: of other Sorts, } Shaped or Hewn - - - " "	15	—	75	—
Plums, preserved in Sugar - - - Lbs.	305	305	23	1	Pumice Stone - - - " "	378	—	1,641	—
Potatum - - - " "	25,734	—	1,930	—	Slate, Hewn - - - " "	398	—	1,194	—
Potash, Prussiate of - - - " "	936,298	—	48,883	—	Stone, Unenumerated, } not Hewn - - - " "	27,440	—	25,465	—
" Sulphate of - - - " "	1,421,102	—	10,521	—	Stone, Unenumerated, in } Blocks, Shaped, &c. - - - " "	3,064	—	3,426	—
" Bichromate of - - - " "	182,352	—	4,180	—	Stone, Unenumerated, } Hewn - - - " "	1,725	—	5,645	—
" Muriate of - - - Cwts.	49,567	—	20,911	—	Straw or Grass, for Platting - - - Cwts.	2,726	—	21,808	—
Potato Flour - - - " "	64,262	63,451	43,260	1,190	Succades - - - Lbs.	626,309	467,214	46,987	1,947
Powder, Perfumed - - - " "	10	10	32	—	Sugar Scrapings, Sweepings, } &c. - - - Cwts.	—	11,204	—	2,476
Precious Stones:					Sulphuric Acid or Oil of } Vitriol - - - Lbs.	7,488	—	27	—
Of the higher Class, Set } or Unset - - - Value £	—	—	18,626	—					
Of the inferior Class, Unset } " - - - " "	—	—	13,504	—					
Quassia - - - Cwts.	500	—	103	—					
Rice Dust and Meal - - - Cwts.	2,765	2,765	1,243	52					
Salicine - - - Ozs.	480	—	40	—	Tallow, Vegetable - - - Cwts.	952	—	11,750	—
Sassafras - - - Cwts.	960	—	618	—	Tartaric Acid - - - Lbs.	299,810	—	21,966	—
Sauces or Condiments, Un- } enumerated - - - Lbs.	186,294	—	7,298	—	Teasles - - - No.	27,203,880	—	8,468	—
Sausages or Puddings - - - " "	114,080	—	5,755	—	Telescopes - - - Value £	—	—	537	—
Scaleboards - - - Cwts.	13	—	7	—	Terra, Sienna - - - Tons	71	—	1,030	—
Seeds: Aniseed - - - " "	2,257	—	5,541	—	" Umbra - - - Cwts.	4,988	—	1,123	—
" Carrot - - - " "	396	—	1,206	—	Thread, not otherwise Enu- } merated - - - Value £	—	—	17,463	—
" Croton - - - Qrs.	39	—	905	—	Tin Plates, or Plates of Iron } covered with Tin - - - " "	—	—	3,563	—
" Cummin - - - Cwts.	1,233	—	1,197	—	" Manufactures, Unenu- } merated - - - Cwts.	753	—	2,973	—
" Lentils - - - Bushels	397	—	200	—	Tobacco Pipes, of Clay - - - Value £	—	—	4,495	—
" Lucerne - - - Cwts.	1,895	—	5,179	—	Tongues - - - Cwts.	2,374	—	7,721	—
" Onion - - - " "	487	—	3,263	—	Truffles - - - Lbs.	33,999	—	11,899	—
" Sesamum - - - Qrs.	505	—	1,703	—	Turnery, not otherwise enu- } merated - - - Value £	—	—	5,022	—
" Unenumerated, not } for expressing Oil } therefrom - - - Cwts.	15,682	—	21,883	—	Twine - - - Lbs.	8,621	—	613	—
Semolina - - - Lbs.	2,453	2,317	2,773	44					
Seneka Root - - - Lbs.	9,419	—	1,514	—	Vanilla (otherwise Vanelloes) - - - Lbs.	11,250	—	3,666	—
Ships:					Varnish, containing Alcohol - - - Gallons	613	409	308	245
Foreign-built, broken up, } &c. - - - Value £	—	—	2,377	—	" Not otherwise de- } scribed - - - Value £	—	—	603	—
Of Wood, Foreign and } Colonial; on Registra- } tion as British Ships } " - - - " "	—	—	—	7,109	Vegetables, Unenumerated - - - " "	—	—	47,477	—
Silkworm Gut - - - " "	—	—	1,685	—	Verdigris - - - Cwts.	1,226	—	6,019	—
Silver Wire - - - Ozs.	300	—	70	—	Vermilion - - - Lbs.	58,439	—	7,938	—
Skins, Furs, and Pelts:									
Chinchilla - - - No.	78,636	—	19,526	—	Water, Mineral - - - Gallons	83,580	—	2,089	—
Kolinski - - - " "	79,399	—	9,925	—	Wax, Vegetable - - - Cwts.	3,079	—	12,137	—
Wolf - - - " "	14,265	—	5,281	—	Wire, Gilt or Plated - - - Lbs.	64,371	—	10,479	—
Unenumerated, being Furs } " not Furs Un- } dressed - - - " "	1,998,869	—	61,871	—					
" dressed - - - " "	182,237	—	19,462	—					
" Dressed - - - " "	12,399	—	1,908	—					

* The Quantities Entered for Home Consumption can only be given for Articles charged with Duty.

OTHER ARTICLES. (Continued.)	QUANTITIES.		COMPUTED REAL VALUE OF THE IMPORTATIONS.	GROSS AMOUNT OF DUTY RECEIVED THEREON.	OTHER ARTICLES. (Continued.)	QUANTITIES.		COMPUTED REAL VALUE OF THE IMPORTATIONS.	GROSS AMOUNT OF DUTY RECEIVED THEREON.
	IMPORTED.	ENTERED FOR HOME CONSUMPTION.*				IMPORTED.	ENTERED FOR HOME CONSUMPTION.*		
Wood and Timber:			£	£				£	£
Birch and Fir, Hewn, for Herring Barrels - } Loads	2,274	—	3,411	—	Yarn, Camel or Mohair - Lbs.	2,332	—	701	—
Birch and Fir, Sawn, do. - } "	3,385	—	5,078	—	Zaffre - - - - - Cwts.	184	—	1,288	—
Shovel Hilts - - - - - " }	79	79	276	8	Zinc, Ores of - - - - - Tons	5,158	—	18,884	—
Waste Wood - - - - - Value £	—	—	97	—	" Manufactures of, Un- enumerated - - - } Cwts.	7,645	—	13,042	—
Wood, Dyewoods:					Goods, Unenumerated, } Value £	—	—	104,779	—
Barwood - - - - - Tons	2,347	—	7,649	—	" Do., Manufactured - "	—	—	1,653,985	—
Braziletto Wood - - - - - "	20	—	140	—	Articles the Produce and } Value £	—	—	261,990	—
Camwood - - - - - "	150	—	3,118	—	Manufacture of the } Channel Islands - - - }	—	—		
Ebony, Green - - - - - "	30	—	79	—					
Nicaragua Wood - - - - - "	342	—	4,604	—					
Red Wood, or Guinea } Wood	40	—	132	—					
Sandal Wood, Red - - - - - "	3,214	—	15,465	—					
Unenumerated - - - - - "	255	—	3,933	—					
Wood, Furniture and Hard- woods:									
Lignum Vitæ - - - - - "	4,961	4,961	25,146	248					
Maple Wood - - - - - "	304	304	2,340	15					
Satinwood - - - - - "	266	266	2,973	13					
Unenumerated - - - - - "	1,389	1,389	11,108	69					
Wool, Beaver - - - - - Lbs.	150	—	120	—					
" Coney - - - - - "	73,142	—	31,085	—					
" Hares - - - - - "	4,120	—	1,854	—					
£									
TOTAL COMPUTED REAL VALUE OF "OTHER ARTICLES" IMPORTED					- 4,608,452				

* The Quantities Entered for Home Consumption can only be given for Articles charged with Duty.

IMPORTS AT PRINCIPAL PORTS.
(QUANTITIES OF FOREIGN AND
COLONIAL PRODUCE.)

YEAR 1865.

No. 37.

PRINCIPAL ARTICLES.	TOTAL IMPORTED INTO THE UNITED KINGDOM.	PRINCIPAL PORTS IN						
		TOTAL IM- PORTED INTO ENGLAND AND WALES.	LONDON.	LIVERPOOL.	BRISTOL.	HULL.	NEWCASTLE.	
Animals, Living:								
Oxen, Bulls, and Cows - - - - <i>Number</i>	227,528	216,923	132,560	2,732	—	31,997	5,594	
Sheep and Lambs - - - - "	914,170	863,662	526,042	266	—	69,116	17,027	
Bones (except Whalefins) - - - - <i>Tons</i>	74,308	42,571	7,325	15,870	1,525	11,125	559	
Cocoa - - - - <i>Lbs.</i>	7,464,982	7,407,900	4,664,025	1,493,872	14,000	11	—	
Coffee - - - - "	137,997,452	137,863,989	129,798,988	7,604,977	1,649	53,773	92	
Corn:								
Wheat - - - - <i>Cwts.</i>	20,902,983	10,910,816	2,914,922	2,515,658	839,025	1,187,377	560,331	
Barley - - - - "	7,818,404	6,350,985	1,494,379	236,264	874,977	986,243	91,308	
Oats - - - - "	7,714,230	7,591,077	5,718,837	146,858	46,145	284,172	19,782	
Peas - - - - "	783,135	581,528	174,553	192,590	9,160	101,174	35,804	
Beans - - - - "	958,362	769,295	195,116	221,494	4,881	211,615	2,070	
Indian Corn or Maize - - - - "	7,096,033	2,929,948	431,114	1,966,002	135,918	13,212	—	
Wheat Meal and Flour - - - - "	3,904,471	2,778,006	180,236	1,344,275	8,118	222,875	80,490	
Cotton, Raw - - - - "	8,731,949	8,699,353	525,190	8,137,429	64	8,585	1	
Cotton Manufactures - - - - <i>Value £.</i>	759,358	740,947	371,062	27,419	—	20,910	90	
Dyes and Dyeing Stuffs:								
Cochineal - - - - <i>Cwts.</i>	24,260	24,250	12,142	3,877	—	—	—	
Indigo - - - - "	66,506	66,474	52,345	4,194	15	33	—	
Madder and Madder Root (including Munjeet) - - - - }	237,352	213,823	1,737	196,126	781	3,465	6	
Flax:								
Dressed or Undressed - - - - "	1,639,096	497,746	11,486	8,280	—	276,292	12,365	
Tow or Codilla of Flax - - - - "	274,037	117,690	2,343	490	430	99,900	578	
Fruits:								
Currants - - - - "	937,231	936,704	541,591	351,318	26,410	2,238	1	
Lemons and Oranges - - - - <i>Bushels</i>	1,566,745	1,451,702	748,999	283,133	118,942	239,837	5,190	
Raisins - - - - <i>Cwts.</i>	368,106	351,056	253,248	74,834	16,874	762	109	
Guano - - - - <i>Tons</i>	237,393	156,988	62,422	46,424	6,713	21,862	709	
Hemp - - - - <i>Cwts.</i>	1,065,705	867,755	306,927	284,868	15,572	135,533	16,736	
" Jute and other Vegetable Substances of the nature of Undressed Hemp - }	2,112,292	1,835,000	1,367,606	466,488	—	166	—	
Hides, Untanned:								
" Dry - - - - "	292,751	291,508	201,246	73,066	1	15,388	425	
" Wet - - - - "	675,312	648,452	291,741	229,198	61,972	22,245	3,197	
" Tanned, Tawed, Curried, for Dressed (except Russian Hides) - }	7,131,128	7,105,643	3,960,665	1,527,034	140	102,112	840	
Mahogany - - - - <i>Tons</i>	51,376	49,151	27,332	19,009	402	1,789	1	
Metals:								
Copper Ore and Regulus - - - - "	122,248	122,208	7,518	32,542	14	10	2,528	
Copper, Unwrought and part Wrought - - - - "	21,717	21,717	2,947	14,508	—	19	131	
Iron in Bars, Unwrought - - - - "	51,464	50,544	13,435	1,920	296	22,861	1,669	
Spelter, Unwrought and Rolled - - - - "	30,685	26,943	12,301	764	1	6,648	57	
Tin, Unwrought - - - - "	113,972	113,972	110,542	3,169	186	43	—	
Oil:								
Train, Blubber, and Spermaceti - - - - <i>Tons</i>	13,147	9,055	4,584	2,628	817	213	44	
Palm - - - - <i>Cwts.</i>	798,724	748,873	97,203	570,594	78,437	30	—	
Cocoa-nut - - - - "	190,228	190,228	188,368	1,860	—	—	—	
Olive - - - - <i>Tons</i>	32,005	29,180	7,907	11,402	1,780	7,670	238	
Seed Oil, of all Kinds - - - - "	12,811	9,883	6,255	1,061	411	857	98	
Oilseed Cakes - - - - <i>Tons</i>	109,962	101,382	31,717	10,197	2,517	15,792	287	
Provisions:								
Bacon and Hams - - - - <i>Cwts.</i>	713,346	679,847	261,255	394,967	6,172	4,899	8,317	
Beef, Salted - - - - "	228,296	194,239	47,483	143,028	1,059	934	240	
Pork, do. - - - - "	183,155	166,616	91,458	56,413	566	2,660	5,840	
Butter - - - - "	1,083,717	972,470	390,840	100,278	88	39,060	31,483	
Cheese - - - - "	853,277	740,524	189,355	383,856	13,111	25,231	20,852	
Eggs - - - - <i>Great Hundreds</i>	3,033,444	3,032,661	658,203	934	44	9,689	22,462	
Lard - - - - <i>Cwts.</i>	136,898	125,848	16,270	101,996	1,474	860	424	

ENGLAND AND WALES.

PRINCIPAL ARTICLES.

PLYMOUTH.	SOUTH-AMPTON.	FOLKESTONE.	GLOUCESTER.	GRIMSBY.	MARTLEPOOL.	SWANSEA.	OTHER PORTS.		
3,244	6,831	—	—	424	2,319	—	31,222	<i>Number</i>	Animals, Living : Oxen, Bulls, and Cows.
56	5,653	—	—	42,337	27,838	—	175,327	"	Sheep and Lambs.
1,109	—	—	288	263	27	2	4,478	<i>Tons</i>	Bones (except Whalefins).
—	1,235,507	105	—	44	70	—	266	<i>Lbs.</i>	Cocoa.
382,602	36,467	485	—	229	164	725	3,838	"	Coffee.
252,325	77,466	342	638,501	2,767	600,647	4,557	1,316,898	<i>Cwts.</i>	Corn : Wheat.
149,757	144,665	196	925,947	193,580	133,265	29,083	1,091,321	"	Barley.
29,484	56,120	12,546	145,293	2,102	39,707	20,418	1,069,613	"	Oats.
668	—	—	47,007	1,171	13,031	42	6,328	"	Peas.
1,148	9,021	2,437	27,028	14,085	21,270	413	58,717	"	Beans.
—	15	—	215,039	—	19,497	268	148,883	"	Indian Corn or Maize.
25,654	1,003	632	3,839	111,642	30,353	67,591	701,298	"	Wheat Meal and Flour.
—	25,534	30	—	144	706	233	1,437	"	Cotton, Raw.
—	14,902	229,028	—	15,595	7,140	—	54,801	<i>Value £</i>	Cotton Manufactures.
—	8,231	—	—	—	—	—	—	<i>Cwts.</i>	Dyes and Dyeing Stuffs : Cochineal.
—	9,880	2	—	—	—	—	5	"	Indigo.
—	—	42	—	4,005	—	—	7,661	"	{ Madder and Madder Root (including Munjeet).
400	34	—	—	1,590	69,978	—	117,371	"	Flax : Dressed or Undressed.
—	—	—	—	1,602	4,759	—	7,588	"	Tow or Codilla of Flax.
7	1,980	—	—	—	—	1	13,158	"	Fruits : Currants.
7,265	3,660	19	6,726	—	2	1,251	36,678	<i>Bushels</i>	Lemons and Oranges.
3	2,065	4	—	—	—	217	2,940	<i>Cwts.</i>	Raisins.
3,004	1,531	—	1,816	—	—	—	12,507	<i>Tons</i>	Guano.
12,901	91	80	—	—	16,890	—	78,157	<i>Cwts.</i>	Hemp.
—	577	—	—	—	—	123	40	"	{ Jute and other Vegetable Substances of the nature of Undressed Hemp.
—	34	136	—	—	10	420	782	"	Hides, Untanned : " Dry.
4,812	2,022	16	—	1	23	447	32,778	"	" Wet.
—	365,003	816,676	—	55,744	3,985	13,776	259,668	<i>Lbs.</i>	{ Tanned, Tawed, Curried, or Dressed (except Russian Hides).
36	—	4	—	—	—	15	563	<i>Tons</i>	Mahogany.
—	936	—	—	—	—	78,646	4	"	Metals : Copper Ore and Regulus.
—	—	—	—	—	—	4,112	—	"	Copper, Unwrought and part Wrought.
—	—	40	161	2,402	3,666	75	4,019	"	Iron in Bars, Unwrought.
—	—	—	—	4,991	554	9	1,618	"	Spelter, Unwrought and Rolled.
—	12	—	—	—	—	—	20	"	Tin, Unwrought.
271	93	—	—	1	—	57	347	<i>Tons</i>	Oil : Train, Blubber, and Spermaceti.
—	76	—	—	—	—	—	2,533	<i>Cwts.</i>	Palm.
—	—	—	—	—	—	—	—	"	Cocoa-nut.
2	—	2	—	109	24	16	30	<i>Tons</i>	Olive.
7	16	2	—	10	12	—	1,154	"	Seed Oil, of all Kinds.
1	1,497	—	643	1,041	32	—	37,658	<i>Tons</i>	Oilseed Cakes.
416	406	3	3	545	1,528	—	1,336	<i>Cwts.</i>	Provisions : Bacon and Hams.
1,200	104	—	—	76	53	6	56	"	Beef, Salted.
102	4,720	1	1	143	465	2	4,245	"	Pork, do.
1,336	250,211	660	3	21,778	16,022	1	120,710	"	Butter.
12,648	812	645	—	9	1,653	—	92,352	"	Cheese.
107	1,245,812	68,353	501	506	41,581	—	984,469	<i>Great Hund.</i>	Eggs.
—	336	—	—	1,832	1,903	—	753	<i>Cwts.</i>	Lard.

IMPORTS AT PRINCIPAL PORTS.
(QUANTITIES OF FOREIGN AND
COLONIAL PRODUCE.)

YEAR 1865.

No. 37.—Continued.

PRINCIPAL ARTICLES. (Continued.)	TOTAL IMPORTED INTO THE UNITED KINGDOM.	PRINCIPAL PORTS IN					
		TOTAL IM- PORTED INTO ENGLAND AND WALES.	LONDON.	LIVERPOOL.	BRISTOL.	HULL.	NEWCASTLE.
Rags, and other Materials, for making } <i>Tons</i> Paper - - - - -	71,155	64,283	13,062	3,947	17	559	32,160
Rice, not in the Husk - - - <i>Cwts.</i>	1,938,816	1,934,861	814,453	1,086,483	999	5,095	1,000
Saltpetre and Cubic Nitre - - - "	1,331,773	1,075,018	366,254	618,240	17,159	1,930	58,779
Seeds :							
Clover - - - - - "	214,071	197,320	83,987	4,866	439	43,865	798
Flaxseed and Linseed - - - <i>Qrs.</i>	1,485,414	1,383,435	593,287	115,272	6,941	553,229	4,301
Rapeseed - - - - - "	206,111	205,073	132,869	21,205	—	48,102	1,657
Silk, Raw - - - - - <i>Lbs.</i>	7,732,450	7,732,450	520,835	195,365	—	1,785	—
" Thrown - - - - - "	60,130	60,130	35,253	—	—	1,747	—
Silk Manufactures of Europe :							
Broad Stuffs - - - - - "	1,991,253	1,989,926	898,143	3,151	—	6,895	—
Ribbons - - - - - "	992,909	992,335	570,283	1,076	—	10,577	—
Silk Manufactures of India :							
Bandannas, Corahs, Choppas, Tussore } <i>Pieces</i> Cloths, Romals, and Taffaties - }	86,057	86,057	74,227	—	—	—	—
Spices :							
Pepper - - - - - <i>Lbs.</i>	18,343,593	18,280,882	14,303,782	3,969,282	5,879	1	—
Pimento - - - - - <i>Cwts.</i>	25,783	25,756	23,154	2,548	51	3	—
Spirits :							
Rum - - - - - <i>Gallons</i>	6,898,598	6,752,575	5,159,431	1,336,178	254,082	41	—
Brandy - - - - - "	3,122,576	2,768,156	1,922,297	396,428	235,244	66,466	11,023
Geneva - - - - - "	214,027	145,303	55,728	65,700	13,011	3,099	2,772
Sugar, Unrefined :							
Equal to White Clayed - - - <i>Cwts.</i>	95,501	83,986	53,142	20,525	4,149	4,980	—
Not equal to White, but equal to } Brown Clayed - - - - - }	3,994,861	2,856,156	1,802,375	323,804	662,768	1,289	1
Not equal to Brown Clayed :							
Equal to Brown Muscovado - - - "	3,854,139	2,733,357	1,738,934	655,454	262,771	2,046	—
Not equal to Brown Muscovado - - "	2,306,023	1,798,462	754,687	783,765	211,636	585	—
Total of Sugar, Unrefined - - - "	10,250,524	7,471,961	4,349,138	1,783,548	1,141,324	8,900	1
" Refined, and Sugar Candy - - - "	819,577	598,645	193,012	90,391	59,906	199,101	6,760
" Molasses - - - - - "	713,461	608,646	101,479	506,622	516	—	—
Tallow - - - - - "	1,361,248	1,294,093	856,582	374,606	32,733	5,005	242
Tea - - - - - <i>Lbs.</i>	121,271,219	120,832,638	117,080,933	3,700,827	240	19,668	231
Tobacco :							
Stemmed - - - - - "	20,741,405	18,706,703	8,607,885	9,528,625	286,509	—	—
Unstemmed - - - - - "	45,343,457	44,053,380	23,493,821	20,190,800	100,442	43,577	4,795
Manufactured, Cigars and Snuff - - "	2,660,681	2,609,834	1,857,392	459,454	9,318	40,369	5,240
Wine :							
Red - - - - - <i>Gallons</i>	6,803,529	6,167,200	4,767,319	708,718	261,565	72,636	24,543
White - - - - - "	7,466,223	6,596,961	5,316,663	623,925	210,726	67,352	19,156
Total of Wine - - - - - "	14,269,752	12,764,161	10,083,982	1,332,643	472,291	139,988	43,699
Wood and Timber :							
Not Sawn or Split, or otherwise Dressed, } <i>Loads</i> except Hewn - - - - - }	1,631,151	1,303,280	310,344	226,407	25,867	53,605	38,216
Deals, Battens, Boards, &c., Sawn or Split "	2,136,493	1,789,626	686,410	258,436	57,368	203,957	41,680
Staves - - - - - "	67,611	52,979	26,865	10,556	1,120	2,934	185
Wool, Sheep and Lambs' - - - - - <i>Lbs.</i>	209,413,249	207,212,858	148,171,401	42,317,980	5,880	10,211,167	142,829
" Alpaca and Llama - - - - - "	2,793,498	2,793,498	350	2,785,812	—	—	—
Woollen Manufactures - - - - - <i>Value £</i>	1,891,104	1,863,664	622,723	101,334	—	87,002	44

ENGLAND AND WALES.								PRINCIPAL ARTICLES. (Continued.)
PLYMOUTH.	SOUTH-AMPTON.	FOLKESTONE.	GLOUCESTER.	GRIMSBY.	HARTLEPOOL.	SWANSEA.	OTHER PORTS.	
—	471	36	14	14	484	1,904	11,615	Tons { Rags, and other Materials, for making Paper.
—	6	6	—	—	2	—	26,817	Cwts. Rice, not in the Husk.
8,139	—	—	—	—	3,400	—	1,117	„ Saltpetre and Cubic Nitre.
100	7,828	—	—	2,334	755	576	51,772	Seeds : „ Clover.
3	3,820	—	18,286	42,770	658	—	44,868	Qrs. Flaxseed and Linseed.
23	50	—	—	19	1,043	—	105	„ Rapeseed.
—	5,062,042	1,944,175	—	—	—	—	8,248	Lbs. Silk, Raw.
—	307	18,660	—	—	—	—	4,163	„ „ Thrown.
—	—	649,484	—	3	82	—	432,168	„ Silk Manufactures of Europe : Broad Stuffs.
—	2,000	321,608	—	12	1,686	—	85,093	„ Ribbons.
—	11,830	—	—	—	—	—	—	Pieces { Bandannas, Corahs, Choppas, Tussores Cloths, Itomals, and Taffaties.
7	1,931	—	—	—	—	—	—	Spices : Lbs. Pepper.
—	—	—	—	—	—	—	—	Cwts. Pimento.
41	1,052	49	—	2	20	1	1,678	Gallons Spirits : Rum.
20,799	12,192	3,156	19,499	242	238	2,110	78,462	„ Brandy.
859	467	45	—	30	564	152	2,876	„ Geneva.
1,009	169	—	—	—	—	2	10	Cwts. Sugar, Unrefined : Equal to White Clayed.
64,291	1,020	—	1	321	1	—	285	„ { Not equal to White, but equal to Brown Clayed.
65,381	866	—	—	—	—	3	7,902	„ Not equal to Brown Clayed : Equal to Brown Muscovado.
44,746	6	147	—	—	—	—	2,890	„ Not equal to Brown Muscovado.
175,427	2,061	147	1	321	1	5	11,087	„ Total of Sugar, Unrefined.
2,386	20	1	—	—	370	107	46,591	„ „ Refined, and Sugar Candy.
—	—	—	—	—	—	—	29	„ „ Molasses.
8,521	—	—	—	—	202	—	16,202	„ Tallow.
245	12,030	287	10	16	84	635	17,432	Lbs. Tea.
—	281,209	—	—	5	—	—	2,470	Tobacco : „ Stemmed.
31	90,933	11	—	—	40,401	5,799	82,770	„ Unstemmed.
711	181,694	312	—	8,203	7,619	3,953	35,569	„ Manufactured, Cigars and Snuff.
15,674	36,910	56,269	6,653	2,204	465	1,041	213,203	Gallons Wine : Red.
53,977	38,011	113,234	16,227	420	2,506	10,502	124,262	„ White.
69,651	74,921	169,503	22,880	2,624	2,971	11,543	337,465	„ Total of Wine.
30,834	10,470	667	21,531	78,360	71,188	16,819	418,972	Loads Wood and Timber : { Not Sawn or Split, or otherwise Dressed, except Hewn.
8,046	14,563	1,154	61,985	89,161	103,643	5,646	257,577	„ { Deals, Battens, Boards, &c., Sawn or Split.
162	31	5	1,017	4,171	2,750	145	3,038	„ Staves.
—	2,479,135	82,710	—	1,675,582	1,292,769	143,581	689,824	Lbs. Wool, Sheep and Lambs'.
7,336	—	—	—	—	—	—	—	„ „ Alpaca and Llama.
—	2,728	854,496	—	31,079	18,558	25	145,685	Value £ Woollen Manufactures.

PRINCIPAL ARTICLES.	PRINCIPAL PORTS IN SCOTLAND.									
	TOTAL IM- PORTED INTO SCOTLAND.	LEITH.	GLASGOW.	GREENOCK.	ABERDEEN.	DUNDEE.	PORT GLASGOW.	GRANGEMOUTH.	MONTROSE.	OTHER PORTS.
Animals, Living :										
Oxen, Bulls, and Cows - - - - - <i>Number</i>	10,039	8,695	184	16	—	202	—	924	—	18
Sheep and Lambs - - - - - "	50,461	40,909	—	35	—	—	—	9,506	—	11
Bones (except Whalefins) - - - - - <i>Tons</i>	30,647	5,988	479	532	14,871	1,290	—	84	966	6,437
Cocoa - - - - - <i>Lbs.</i>	57,082	20	14,356	394	—	—	—	42,312	—	—
Coffee - - - - - "	113,338	3,962	106,727	1,911	36	54	—	140	—	508
Corn :										
Wheat - - - - - <i>Cwts.</i>	4,851,725	2,427,477	1,355,499	22,438	222,053	164,466	—	392,645	111,438	155,709
Barley - - - - - "	1,274,679	761,667	144,795	35,643	—	—	—	69,625	—	262,949
Oats - - - - - "	97,677	64,526	6,180	—	—	5,924	—	11,655	—	9,392
Peas - - - - - "	201,604	131,307	57,149	—	947	75	—	11,901	—	225
Beans - - - - - "	189,067	83,216	26,214	—	—	—	—	69,212	—	10,425
Indian Corn or Maize - - - - - "	624,257	81,280	390,426	21,696	—	147	—	—	—	130,708
Wheat Meal and Flour - - - - - "	742,710	369,115	257,668	3,235	29,385	57,684	13	7,974	76	17,560
Cotton, Raw - - - - - "	10,663	—	7,606	3,057	—	—	—	—	—	—
Cotton Manufactures - - - - - <i>Value £</i>	18,411	6,875	308	11	—	10	—	11,207	—	—
Dyes and Dyeing Stuffs :										
Cochineal - - - - - <i>Cwts.</i>	1	—	—	—	—	—	—	1	—	—
Indigo - - - - - "	32	22	10	—	—	—	—	—	—	—
Madder and Madder Root (includ- ing Munjeet) - - - - - "	22,993	178	21,705	500	—	—	—	610	—	—
Flax :										
Dressed or Undressed - - - - - "	1,087,374	48,009	80	—	24,602	605,399	—	9,253	93,762	306,269
Tow or Codilla of Flax - - - - - "	155,369	20,738	—	—	—	95,131	—	564	6,383	32,553
Fruits :										
Currants - - - - - "	341	—	341	—	—	—	—	—	—	—
Lemons and Oranges - - - - - <i>Bushels</i>	110,031	10,517	92,068	—	—	6,661	—	—	—	785
Raisins - - - - - <i>Cwts.</i>	12,326	11	12,310	3	—	—	—	2	—	—
Guano - - - - - <i>Tons</i>	39,284	16,017	6,167	—	4,633	4,532	1,064	—	2,880	3,991
Hemp - - - - - <i>Cwts.</i>	181,380	76,613	686	—	7,280	34,406	22,664	13,107	2,108	24,516
" Jute, and other Vegetable Sub- stances of the nature of Un- dressed Hemp - - - - - "	277,286	—	—	48,906	—	228,380	—	—	—	—
Hides, Untanned :										
" Dry - - - - - "	1,243	817	214	86	—	—	25	100	—	1
" Wet - - - - - "	26,756	24,767	5	326	—	—	3	1,655	—	—
" Tanned, Tawed, Curried, or Dressed (except Russian Hides) <i>Lbs.</i>	16,651	1,040	15,175	—	—	—	—	436	—	—
Mahogany - - - - - <i>Tons</i>	1,737	454	1,279	2	—	—	—	—	—	2
Metals :										
Copper Ore and Regulus - - - - - "	40	—	—	—	—	—	—	40	—	—
Iron in Bars, Unwrought - - - - - "	860	162	1	—	96	281	—	35	242	43
Spelter, Unwrought and Rolled - - - - - "	3,664	2,702	275	10	—	—	—	677	—	—
Oil :										
Train, Blubber, and Spermaceti - <i>Tuns</i>	3,829	474	274	756	—	1,308	—	203	—	814
Palm - - - - - <i>Cwts.</i>	49,851	—	49,851	—	—	—	—	—	—	—
Olive - - - - - <i>Tuns</i>	2,695	227	2,468	—	—	—	—	—	—	—
Seed Oil, of all Kinds - - - - - "	2,447	2,079	46	—	—	26	—	296	—	—
Oilseed Cakes - - - - - <i>Tons</i>	8,353	6,834	295	—	3	49	—	50	—	1,122
Provisions :										
Bacon and Hams - - - - - <i>Cwts.</i>	33,343	25,274	6,449	—	5	64	—	1,521	5	25
Beef, Salted - - - - - "	33,874	987	32,567	174	9	38	—	5	5	89
Pork, do. - - - - - "	16,344	13,500	1,745	—	—	—	—	1,099	—	—
Butter - - - - - "	111,240	97,038	9,486	26	2	196	1	4,479	2	10
Cheese - - - - - "	112,526	69,378	24,123	—	—	9,871	—	9,145	—	9
Eggs - - - - - <i>Great Hundreds</i>	783	782	—	—	—	—	—	1	—	—
Lard - - - - - <i>Cwts.</i>	11,050	5,311	4,691	—	—	—	—	1,048	—	—

PRINCIPAL ARTICLES. (Continued.)	PRINCIPAL PORTS IN SCOTLAND.									
	TOTAL IM- PORTED INTO SCOTLAND.	LEITH.	GLASGOW.	GREENOCK.	ABERDEEN.	DUNDEE.	PORT GLASGOW.	GRANGEMOUTH.	MONTROSE.	OTHER PORTS.
Rags, and other Materials, for making Paper - - - - - Tons	6,711	3,817	317	922	685	3	—	833	2	132
Rice, not in the Husk - - - - - Cwts.	2,330	1,613	412	—	—	5	—	300	—	—
Saltpetre and Cubic Nitre - - - - - „	256,755	103,114	153,597	—	—	—	—	44	—	—
Seeds :										
Clover - - - - - „	16,113	15,135	382	100	—	12	—	484	—	—
Flaxseed and Linseed - - - - - Qrs.	14,620	3,803	416	292	5,559	1,055	—	2,664	—	831
Rapeseed - - - - - „	923	918	—	—	—	—	—	5	—	—
Silk Manufactures of Europe :										
Broad Stuffs - - - - - Lbs.	1,327	1,266	61	—	—	—	—	—	—	—
Ribbons - - - - - „	574	334	52	12	—	—	—	176	—	—
Spices :										
Pepper - - - - - „	62,711	1,801	60,815	63	—	2	30	—	—	—
Pimento - - - - - Cwts.	27	20	7	—	—	—	—	—	—	—
Spirits :										
Rum - - - - - Gallons	145,847	24,009	3,034	118,803	—	—	—	1	—	—
Brandy - - - - - „	231,729	96,075	135,169	5	—	304	—	83	—	93
Geneva - - - - - „	57,847	26,157	24,681	2	—	3,476	—	3,488	10	33
Sugar, Unrefined :										
Equal to White Clayed - - - - - Cwts.	11,323	407	1,781	9,030	—	—	104	—	—	1
Not equal to White Clayed, but equal to Brown Clayed - - - - - „	1,134,645	104,418	35,607	854,947	2	—	139,666	1	—	4
Not equal to Brown Clayed :										
Equal to Brown Muscovado - - - - - „	1,105,685	75,727	6,385	987,274	—	—	36,195	102	—	2
Not equal to Brown Muscovado - - - - - „	496,156	8,177	395	482,189	—	2	4,453	940	—	—
Total of Sugar, Unrefined - - - - - „	2,747,809	188,729	44,168	2,333,440	2	2	180,418	1,043	—	7
„ Refined, and Candy - - - - - „	148,858	85,596	36,610	57	—	26,016	—	501	—	78
„ Molasses - - - - - „	104,735	97	105	102,007	—	—	2,523	—	—	3
Tallow - - - - - „	50,916	39,111	11,677	—	—	—	—	87	—	41
Tea - - - - - Lbs.	429,641	4,639	420,782	3,355	37	706	1	22	—	99
Tobacco :										
Stemmed - - - - - „	1,525,691	—	1,525,691	—	—	—	—	—	—	—
Unstemmed - - - - - „	183,033	14,356	168,673	—	—	—	4	—	—	—
Manufactured, Cigars and Snuff - - - - - „	49,809	7,704	39,771	1,940	5	209	40	37	1	102
Wine :										
Red - - - - - Gallons	320,111	145,394	170,665	72	3,416	481	3	12	13	55
White - - - - - „	363,755	182,485	169,741	114	7,971	1,643	24	1,201	168	408
Total of Wine - - - - - „	683,866	327,879	340,406	186	11,387	2,124	27	1,213	181	463
Wood and Timber :										
Not Sawed or Split, or otherwise Dressed, except Hewn - - - - - Loads	250,376	35,572	3,491	79,693	21,123	21,414	18,089	25,041	9,236	36,717
Deals, Battens, Boards, &c., Sawed or Split - - - - - „	229,594	35,861	32,235	14,762	7,022	28,123	3,003	33,096	43,897	31,595
Staves - - - - - „	10,493	4,419	1,251	1,875	316	164	644	1,454	69	301
Wool, Sheep and Lambs' - - - - - Lbs.	2,177,879	2,136,091	2,912	70	—	—	—	36,246	—	2,560
Woollen Manufactures - - - - - Value £	27,059	18,399	631	156	—	—	—	7,623	—	250

IMPORTS AT PRINCIPAL PORTS.
(QUANTITIES OF FOREIGN AND
COLONIAL PRODUCE.)

116

YEAR 1865.

No. 37.—Continued.

PRINCIPAL ARTICLES.	PRINCIPAL PORTS IN IRELAND.							
	TOTAL IM- PORTED INTO IRELAND.	DUBLIN.	BELFAST.	CORK.	LIMERICK.	LONDON- DERRY.	WATERFORD.	OTHER PORTS.
Animals, Living :								
Oxen, Bulls, and Cows - - - <i>Number</i>	566	566	—	—	—	—	—	—
Sheep and Lambs. - - - "	47	47	—	—	—	—	—	—
Bones (except Whalefins) - - - <i>Tons</i>	1,090	329	755	—	—	—	—	6
Coffee - - - - <i>Lbs.</i>	125	14	20	57	—	—	12	22
Corn :								
Wheat - - - - <i>Cwts.</i>	5,200,422	1,421,571	752,049	1,112,277	583,195	205,419	511,501	614,410
Barley - - - - "	192,740	97,217	28,301	21,714	7,800	11,759	8	22,941
Oats - - - - "	25,476	25,476	—	—	—	—	—	—
Peas - - - - "	3	—	2	1	—	—	—	—
Indian Corn or Maize - - - "	3,541,828	337,534	204,903	691,072	269,147	479,948	873,750	685,474
Wheat Meal and Flour - - - "	383,755	152,597	151,524	6	—	63,370	21	16,237
Cotton, Raw - - - - "	21,933	—	—	—	—	—	—	21,933
Dyes and Dyeing Stuffs :								
Cochineal - - - - "	9	—	9	—	—	—	—	—
Madder and Madder Root, including Munjeet - - - - "	536	347	189	—	—	—	—	—
Flax :								
Dressed or Undressed - - - "	53,975	50	49,925	—	—	—	—	4,000
Tow or Codilla of Flax - - - "	978	—	978	—	—	—	—	—
Fruits :								
Currants - - - - "	186	186	—	—	—	—	—	—
Lemons and Oranges - - - <i>Bushels</i>	5,012	3,731	194	1,087	—	—	—	—
Raisins - - - - <i>Cwts.</i>	4,724	4,424	300	—	—	—	—	—
Guano - - - - - <i>Tons</i>	41,121	3,285	1,443	11,831	2,408	2,922	2,545	16,687
Hemp - - - - - <i>Cwts.</i>	16,570	3,474	—	11,816	—	—	1,280	—
" Jute and other Vegetable Substances of the nature of Undressed Hemp "	6	—	—	—	—	—	—	6
Hides, Untanned :								
" Wet - - - - "	104	104	—	—	—	—	—	—
" Tanned, Tawed, Curried, or Dressed (except Russian Hides) <i>Lbs.</i>	8,834	8,834	—	—	—	—	—	—
Mahogany - - - - - <i>Tons</i>	488	486	—	1	—	—	—	1
Metals :								
Iron in Bars, Unwrought - - - "	60	60	—	—	—	—	—	—
Spelter, Unwrought and Rolled - - - "	78	53	25	—	—	—	—	—
Oil :								
Train, Blubber, and Spermaceti - <i>Tons</i>	263	—	—	70	—	—	193	—
Olive - - - - - "	130	129	—	1	—	—	—	—
Seed Oil, of all Kinds - - - - "	481	336	145	—	—	—	—	—
Oilseed Cakes - - - - - <i>Tons</i>	227	110	5	110	—	2	—	—
Provisions :								
Bacon and Hams - - - - <i>Cwts.</i>	156	53	3	—	—	100	—	—
Beef, Salted - - - - - "	183	—	—	—	—	179	4	—
Pork, do. - - - - - "	195	—	—	—	—	179	16	—
Butter - - - - - "	7	6	—	1	—	—	—	—
Cheese - - - - - "	227	10	216	1	—	—	—	—

PRINCIPAL ARTICLES. (Continued.)	PRINCIPAL PORTS IN IRELAND.							
	TOTAL IM- PORTED INTO IRELAND.	DUBLIN.	BELFAST.	CORK.	LIMERICK.	LONDON- DERRY.	WATERFORD.	OTHER PORTS.
Rags, and other Materials, for making Paper - - - - - Tons	161	9	152	—	—	—	—	—
Rice, not in the Husk - - - Cwts.	1,625	1,396	179	50	—	—	—	—
Seeds :								
Clover - - - - - „	638	260	378	—	—	—	—	—
Flaxseed and Linseed - - - Qrs.	37,359	1,913	27,916	—	—	3,782	—	3,748
Rapeseed - - - - - „	115	112	3	—	—	—	—	—
Spirits :								
Rum - - - - - Gallons	176	174	—	2	—	—	—	—
Brandy - - - - - „	122,691	112,858	432	9,344	—	—	1	56
Geneva - - - - - „	10,877	6,194	4,656	27	—	—	—	—
Sugar, Unrefined :								
Equal to White Clayed - - - Cwts.	192	191	—	1	—	—	—	—
Not equal to White Clayed, but equal to Brown Clayed - - - „	4,060	3,506	—	—	554	—	—	—
Not equal to Brown Clayed :								
Equal to Brown Muscovado - „	15,097	11,922	—	1	2,988	—	186	—
Not equal to Brown Muscovado - „	11,405	6,914	—	315	4,107	—	69	—
Total of Sugar, Unrefined „	30,754	22,533	—	317	7,649	—	255	—
„ Refined, and Candy - - - „	72,074	51,610	10,060	9,948	—	295	—	161
„ Molasses - - - - - „	80	3	—	56	21	—	—	—
Tallow - - - - - „	16,239	5	10,677	2,393	—	—	373	2,791
Tea - - - - - Lbs.	8,940	3,623	5,262	15	—	—	8	32
Tobacco :								
Stemmed - - - - - „	509,011	500,775	8,236	—	—	—	—	—
Unstemmed - - - - - „	1,107,044	1,019,103	687	63,342	—	23,912	—	—
Manufactured, Cigars and Snuff - „	1,038	230	513	39	—	216	30	10
Wine :								
Red - - - - - Gallons	316,218	275,921	21,533	12,487	—	—	6,275	2
White - - - - - „	505,507	438,004	39,357	24,314	—	—	3,832	—
Total of Wine - - - - - „	821,725	713,925	60,890	36,801	—	—	10,107	2
Wood and Timber :								
Not Sawn or Split, or otherwise Dressed, except Hewn - - - Loads	77,495	21,795	20,083	8,967	5,161	3,393	3,414	14,682
Deals, Battens, Boards, &c., Sawn or Split - - - - - „	117,273	33,889	23,572	13,027	6,584	10,010	4,276	25,915
Staves - - - - - „	4,139	598	144	1,077	1,402	41	181	696
Wool, Sheep and Lambs' - - - Lbs.	22,512	—	—	—	—	—	—	22,512
Woollen Manufactures - - - - - Value £	381	281	100	—	—	—	—	—

GENERAL EXPORTS.

PRINCIPAL ARTICLES.

IN THE YEAR 1865.

Note.—The Exports in British and Foreign Vessels can only be distinguished for the Enumerated Countries.

PRINCIPAL ARTICLES AND COUNTRIES TO WHICH EXPORTED.	QUANTITIES.			TOTAL VALUE.	PRINCIPAL ARTICLES AND COUNTRIES TO WHICH EXPORTED (Cont ^d).	QUANTITIES.			TOTAL VALUE.
	In British Vessels.	In Foreign Vessels.	Total.			In British Vessels.	In Foreign Vessels.	Total.	
PRODUCE AND MANUFACTURES OF THE UNITED KINGDOM.					PRODUCE AND MANUFACTURES OF THE UNITED KINGDOM.				
<i>(Entered at Value only.)</i>					<i>(Entered at Value only.)</i>				
AGRICULTURAL IMPLEMENTS :					ALKALI (Cont^d) :				
" Unenumerated :					" Caustic Soda, Soda Ash, and refined Alkali (Cont ^d) :				
To Russia - - -	£ 3,915	£ 91	£ 4,006		To Brazil - - -	Cwts. 17,607	Cwts. 3,098	Cwts. 20,705	£ 10,206
" Denmark - - -	723	690	1,413		" Argentine Confederation	6,564	574	7,138	3,644
" Prussia - - -	4,573	1,468	6,041		" Gibraltar - - -	5,734	-	5,734	5,196
" Hanover - - -	2,067	-	2,067		" Australia - - -	22,634	-	22,634	17,324
" Hamburg - - -	4,232	958	5,190		" Canada - - -	24,893	893	25,786	12,514
" Bremen - - -	415	2,614	3,029		" Other Countries - - -	991,460	776,258	31,919	14,816
" Holland - - -	7,562	218	7,780		Total - - -	-	-	1,799,637	842,170
" France - - -	7,304	6	7,310						
" Portugal and Azores - - -	2,644	365	3,009						
" Spain and the Canaries - - -	74	2,545	2,619						
" Egypt - - -	6,837	20	6,857						
" Western Africa (Foreign)	2,172	-	2,172						
" Mexico - - -	2,408	614	3,022						
" Venezuela - - -	1,111	1,449	2,560	<i>(See under Quantities.)</i>	" Crystals of Soda :				
" Peru - - -	5,757	-	5,757		To Russia - - -	Cwts. 2,203	Cwts. 6,227	Cwts. 8,430	£ 2,996
" Chili - - -	4,005	-	4,005		" Sweden - - -	1,493	10,021	11,514	2,599
" Brazil - - -	16,142	824	16,966		" Norway - - -	969	4,204	5,173	1,470
" Argentine Confederation	4,662	159	4,821		" Denmark - - -	19,123	23,006	42,129	10,395
" British Possessions in South Africa - - -	6,766	-	6,766		" Schleswig-Holstein - - -	92	10,527	10,619	2,677
" British India :					" Prussia - - -	12,226	34,642	46,868	11,340
Bombay and Sindh	2,864	-	2,864		" Mecklenburg - - -	1,219	6,653	7,872	2,029
Madras - - -	-	-	-		" Hamburg - - -	71,505	-	71,505	29,837
Bengal and Pegu	1,424	-	1,424		" Holland - - -	103,963	6,715	110,678	39,208
" Australia - - -	86,388	142	86,530		" Belgium - - -	25,910	974	26,884	15,623
" British North America - - -	3,054	-	3,054		" France - - -	75,193	1,386	76,579	18,386
" British Guiana - - -	1,845	-	1,845		" Spain - - -	1,255	2,973	4,228	1,510
" Other Countries - - -	178,944	12,163	19,193		" Italy : Sardinian States - - -	3,117	3,817	6,934	1,909
Total - - -	-	-	210,300		" United States :				
<i>See also Iron and Machinery.</i>					N. Atlantic Ports	38,814	96,842	135,656	37,665
					S. Atlantic Ports	659	1,989	2,648	917
					Pacific Ports - - -	3,857	856	4,713	1,278
					" Australia - - -	38,557	401	38,958	11,203
					" British North America - - -	8,599	120	8,719	2,342
					" Other Countries - - -	408,754	211,353	21,335	5,992
					Total - - -	-	-	641,442	199,376
					" Bicarbonate of Soda :				
ALKALI :					To Hamburg - - -	Cwts. 1,507	Cwts. -	Cwts. 1,507	£ 1,026
" Caustic Soda, Soda Ash, and refined Alkali :					" United States :				
To Russia - - -	Cwts. 28,853	Cwts. 92,947	Cwts. 121,800	£ 64,261	N. Atlantic Ports	30,612	77,224	107,836	65,998
" Sweden - - -	3,241	10,473	13,714	6,772	S. Atlantic Ports	1,350	1,418	2,768	2,101
" Norway - - -	936	6,950	7,886	3,741	Pacific Ports - - -	765	12	777	877
" Denmark - - -	9,161	47,217	56,378	27,288	" Australia - - -	2,145	-	2,145	1,605
" Prussia - - -	38,240	97,318	135,558	58,925	" British North America - - -	9,400	400	9,800	5,900
" Oldenburg - - -	2,649	10,058	12,707	6,270	" Other Countries - - -	45,779	79,054	6,882	4,893
" Hamburg - - -	95,619	11,397	107,016	48,049	Total - - -	-	-	131,715	82,400
" Holland - - -	57,816	3,754	61,570	26,186					
" Belgium - - -	67,941	3,118	71,059	32,426					
" France - - -	71,153	4,459	75,612	41,788					
" Portugal, Azores, and Madeira - - -	11,065	3,669	14,734	5,869					
" Spain and the Canaries - - -	17,837	39,524	57,361	33,855					
" Italy : Sardinian States - - -	9,955	2,593	12,548	5,439					
" Austrian Territories - - -	19,766	18,550	38,316	16,561					
" Greece - - -	13,190	123	13,313	4,880					
" Ionian Islands - - -	6,046	-	6,046	2,582					
" Turkey Proper - - -	8,031	998	9,029	3,417					
" United States :					ALUM :				
N. Atlantic Ports	435,583	409,982	845,565	376,735	To Russia - - -	Cwts. 3,282	Cwts. 5,567	Cwts. 8,849	£ 3,162
S. Atlantic Ports	6,976	7,740	14,716	7,090	" Prussia - - -	3,956	540	4,496	1,598
Pacific Ports - - -	9,970	823	10,793	6,336	" Holland - - -	2,147	172	2,319	1,200
					" Austrian Territories - - -	2,644	880	3,524	1,282
					" Turkey Proper - - -	1,231	2,169	3,400	1,166

PRINCIPAL ARTICLES AND COUNTRIES TO WHICH EXPORTED (Cont ^d).	QUANTITIES.			TOTAL VALUE.
	In British Vessels.	In Foreign Vessels.	Total.	
PRODUCE AND MANUFACTURES OF THE UNITED KINGDOM.				
ALUM (Cont ^d):				
To United States:				
N. Atlantic Ports	Cwts. 8,632	Cwts. 10,836	Cwts. 19,468	£ 6,635
S. Atlantic Ports - Pacific Ports	56	840	896	369
" British India:	25	-	25	10
Bombay and Sindh	5,510	-	5,510	1,929
" Canada - - - -	3,071	-	3,071	1,065
" Other Countries -	30,554	21,004	23,608	8,469
Total - - - -	-	-	75,166	26,885

ANIMALS. See HORSES; also Account of "Other Articles."

PRINCIPAL ARTICLES AND COUNTRIES TO WHICH EXPORTED (Cont ^d).	QUANTITIES.			TOTAL VALUE.
	In British Vessels.	In Foreign Vessels.	Total.	
(Entered at Value only.)				
APPAREL and SLOPS:				
" Apparel, Old and New:	£	£	£	
To Russia - - - -	2,314	1,922	4,236	
" Hamburg - - - -	11,435	1,166	12,601	
" Holland - - - -	22,626	3,252	25,878	
" Belgium - - - -	5,100	4,567	9,667	
" France - - - -	19,244	167	19,411	
" Portugal, Azores, and Madeira - - - -	4,750	565	5,315	
" Italy: Tuscany - - - -	3,941	-	3,941	
Naples and Sicily -	5,276	-	5,276	
" Turkey Proper - - -	10,840	601	11,441	
" Egypt - - - -	119,705	-	119,705	
" Western Africa (Foreign)	5,343	422	5,765	
" China (exclusive of Hong Kong) - - - -	6,418	-	6,418	
" Cuba - - - -	4,298	14,617	18,915	
" St. Thomas - - - -	10,645	691	11,336	
" United States:				
N. Atlantic Ports	80,512	2,362	82,874	
S. Atlantic Ports	2,278	427	2,705	
Pacific Ports	2,951	429	3,380	
" Mexico - - - -	5,072	401	5,473	
" New Granada - - -	32,330	20	32,350	
" Brazil - - - -	99,318	2,813	102,131	
" Uruguay - - - -	11,140	747	11,887	
" Argentine Confederation	49,555	765	50,320	
" Channel Islands - -	16,257	-	16,257	
" Gibraltar - - - -	7,523	-	7,523	
" Malta - - - -	6,783	-	6,783	
" Western Africa (British)	15,748	22	15,770	
" British Possessions in South Africa - - - -	158,960	48	159,008	
" Mauritius - - - -	13,062	-	13,062	
" British India:				
Bombay and Sindh	15,496	-	15,496	
Madras - - - -	14,697	-	14,697	
Bengal and Pegu -	30,269	50	30,319	
" Singapore and Eastern Straits Settlements -	2,911	-	2,911	
" Ceylon - - - -	8,129	-	8,129	
" Hong Kong - - - -	6,175	-	6,175	
" Australia - - - -	807,005	2,656	809,661	
" British North America	135,022	200	135,222	
" British West India Islands and British Guiana -	89,484	1,130	90,614	
" British Honduras -	5,644	-	5,644	
" Other Countries -	1,848,256	40,040	44,523	
Total - - - -	-	-	1,932,819	

(See under Quantities.)

PRINCIPAL ARTICLES AND COUNTRIES TO WHICH EXPORTED (Cont ^d).	QUANTITIES.			TOTAL VALUE.
	In British Vessels.	In Foreign Vessels.	Total.	
PRODUCE AND MANUFACTURES OF THE UNITED KINGDOM.				
(Entered at Value only.)				
APPAREL and SLOPS (Cont ^d):				
" Slops and Negro Clothing:	£	£	£	
To Egypt - - - -	1,567	-	1,567	
" Western Africa (Foreign)	3,040	-	3,040	
" United States:				
N. Atlantic Ports	1,796	55	1,851	
" Central America - -	1,588	1,288	2,876	
" Argentine Confederation	1,252	500	1,752	
" Western Africa (British)	1,213	-	1,213	
" British Possessions in South Africa - - - -	33,979	120	34,099	
" Mauritius - - - -	7,717	121	7,838	
" Australia - - - -	592,618	734	593,352	
" British North America -	23,212	303	23,515	
" Bahamas - - - -	7,836	681	8,517	
" Trinidad - - - -	10,406	19	10,425	
" British Guiana - - -	4,822	-	4,822	
" Other Countries - - -	691,046	3,821	11,326	
Total - - - -	-	-	706,193	
ARMS, AMMUNITION, and MILITARY STORES:				
" Cannon and Mortars:	Cwts.	Cwts.	Cwts.	£
To Russia - - - -	348	-	348	1,500
" Denmark - - - -	786	-	786	5,000
" France - - - -	586	-	586	3,372
" Naples and Sicily - -	240	-	240	1,700
" Siam - - - -	308	-	308	1,400
" China (exclusive of Hong Kong) - - - -	252	-	252	804
" Japan - - - -	2,781	-	2,781	15,297
" Peru - - - -	1,368	-	1,368	6,390
" Brazil - - - -	5,955	-	5,955	33,672
" Hong Kong - - - -	3,335	-	3,335	2,870
" Other Countries - - -	15,959	-	2,563	3,616
Total - - - -	-	-	18,522	75,621
" Muskets:	No.	No.	No.	£
To Russia - - - -	-	5,825	5,825	5,980
" Holland - - - -	1,201	-	1,201	1,003
" Belgium - - - -	1,225	-	1,225	1,270
" France - - - -	14,775	-	14,775	13,391
" Turkey Proper - - -	4,492	-	4,492	3,510
" Western Africa (Foreign)	88,266	108	88,374	35,991
" Eastern Africa (Native) -	1,000	1,700	2,700	1,655
" Japan - - - -	13,929	-	13,929	16,904
" United States:				
N. Atlantic Ports	698	-	698	1,106
" Brazil - - - -	1,901	50	1,951	1,221
" Uruguay - - - -	1,070	3,000	4,070	1,135
" Western Africa (British)	11,066	-	11,066	5,919
" British India:				
Bombay and Sindh	2,438	-	2,438	1,951
" Singapore and Eastern Straits Settlements -	3,018	506	3,524	2,049
" Hong Kong - - - -	4,120	-	4,120	4,855
" Australia - - - -	2,581	-	2,581	2,212
" British North America -	2,307	-	2,307	2,663
" Other Countries - - -	154,087	11,189	7,877	6,295
Total - - - -	-	-	173,153	109,110

PRINCIPAL ARTICLES AND COUNTRIES TO WHICH EXPORTED (Cont ^d).	QUANTITIES.			TOTAL VALUE.	PRINCIPAL ARTICLES AND COUNTRIES TO WHICH EXPORTED (Cont ^d).	QUANTITIES.			TOTAL VALUE.	
	In British Vessels.	In Foreign Vessels.	Total.			In British Vessels.	In Foreign Vessels.	Total.		
PRODUCE AND MANUFACTURES OF THE UNITED KINGDOM.					PRODUCE AND MANUFACTURES OF THE UNITED KINGDOM.					
ARMS, AMMUNITION, and MILITARY STORES (Cont^d):					ARMS, AMMUNITION, and MILITARY STORES (Cont^d)					
" Rifles :					" Parts of Fire-arms :					
To Russia - - - -	No. 7,634	No. 1,602	No. 9,236	£ 35,951	To Belgium - - - -	£ 2,521	£ 438	£ 2,959	(See under Quantities.)	
" Turkey Proper - - -	26,584	-	26,584	92,855	" Japan - - - -	1,470	-	1,470		
" Egypt - - - -	11,564	-	11,564	38,804	" United States : N. Atlantic Ports	3,363	-	3,363		
" Western Africa (Foreign)	26	2,500	2,526	1,796	" Other Countries - - -	7,354	438	2,413		
" Japan - - - -	8,288	-	8,288	20,631	Total - - - -	-	-	10,205		
" Cuba - - - -	860	-	860	1,780	(Entered at Value only.)					
" United States: N. Atlantic Ports	2,297	10	2,307	6,434	To Western Africa (Foreign)	£ 592	-	£ 592		(See under Quantities.)
S. Atlantic Ports	1	1	2	18	" Western Africa (British)	1,035	-	1,035		
" Brazil - - - -	1,805	-	1,805	6,985	" Central America - - -	450	-	450		
" British Possessions in South Africa - - -	895	-	895	4,229	" Malta - - - -	400	-	400		
" Australia - - - -	5,112	-	5,112	17,459	Total - - - -	2,477	-	2,061		
" British North America -	907	2	909	3,457	" Other Countries - - -	-	-	4,538		
" Bahamas - - - -	11,603	-	11,603	18,983	(Entered at Value only.)					
" Other Countries - - -	-	-	3,631	12,308	To Portugal - - - -	Lbs. 201,224	Lbs. 34,500	Lbs. 235,724	£ 5,469	
Total - - - -	-	-	85,322	261,690	" Greece - - - -	427,767	65,600	493,367	14,087	
" Fowling Pieces :					" Gunpowder :					
To Egypt - - - -	No. 449	No. -	No. 449	£ 4,971	" Tunisia - - - -	751,100	-	751,100	20,482	
" United States: N. Atlantic Ports	783	-	783	1,582	" Western Africa (Foreign)	3,495,094	34,030	3,529,124	71,288	
S. Atlantic Ports	71	-	71	292	" Eastern Africa (Native)	112,200	-	112,200	2,680	
Pacific Ports - - -	88	31	119	281	" Java - - - -	38,600	24,225	62,825	3,053	
" British Possessions in South Africa - - -	697	-	697	3,076	" China (exclusive of Hong Kong) - - - -	602,595	-	602,595	19,613	
" British India : Bombay and Sinde	837	-	837	1,509	" Cuba - - - -	64,900	55,000	119,900	3,473	
Bengal and Pegu	6,420	-	6,420	8,134	" St. Thomas - - - -	33,158	60,987	94,145	3,780	
" Australia - - - -	2,006	-	2,006	4,089	" Hayti - - - -	200,000	-	200,000	5,000	
" Other Countries - - -	-	-	4,123	9,199	" New Granada - - -	47,948	124,960	172,908	7,250	
Total - - - -	-	-	15,505	33,133	" Chili - - - -	1,131,625	-	1,131,625	30,104	
" Revolvers :					" Shot of Iron, including Shells :					
To Egypt - - - -	No. 2,228	No. -	No. 2,228	£ 4,480	To Italy : Sardinian States -	Cwts. 547	-	Cwts. 547	£ 2,337	
" Japan - - - -	340	-	340	811	" Naples and Sicily	2,207	-	2,207	6,263	
" Brazil - - - -	4,284	-	4,284	4,564	" Japan - - - -	2,119	-	2,119	3,540	
" Australia - - - -	449	-	449	1,345	" Peru - - - -	2,550	-	2,550	5,610	
" Other Countries - - -	7,301	-	760	2,162	" Brazil - - - -	16,409	-	16,409	23,482	
Total - - - -	-	-	8,061	13,362	" Other Countries - - -	-	-	2,408	3,214	
" Pistols and other Fire-arms :					Total - - - -					
To Egypt - - - -	No. 407	No. -	No. 407	£ 864	-	-	-	16,833,723	457,078	
" Brazil - - - -	2,276	-	2,276	2,771	" Other Countries - - -					
" British India : Bombay and Sinde	3,202	-	3,202	855	To Italy : Sardinian States -	Cwts. 547	-	Cwts. 547	£ 2,337	
Madras - - - -	400	-	400	500	" Naples and Sicily	2,207	-	2,207	6,263	
Bengal and Pegu	757	-	757	384	" Japan - - - -	2,119	-	2,119	3,540	
" Other Countries - - -	-	-	1,952	2,191	" Peru - - - -	2,550	-	2,550	5,610	
Total - - - -	-	-	8,994	7,565	" Brazil - - - -	16,409	-	16,409	23,482	
" Other Countries - - -					" Other Countries - - -					
-	-	-	-	-	-	-	-	26,240	44,446	

PRINCIPAL ARTICLES AND COUNTRIES TO WHICH EXPORTED. (Cont ^d).	QUANTITIES.			TOTAL VALUE.
	In British Vessels.	In Foreign Vessels.	Total.	
PRODUCE AND MANUFACTURES OF THE UNITED KINGDOM.				
ARMS, AMMUNITION, and MILITARY STORES (Cont^d):				
" Percussion Caps:	Mille.	Mille.	Mille.	£
To Turkey Proper - - -	20,000	-	20,000	3,950
" China (exclusive of Hong Kong) - - -	10,850	-	10,850	2,667
" United States:				
N. Atlantic Ports -	66,090	6,130	72,220	8,083
S. Atlantic Ports -	575	250	825	103
Pacific Ports -	5,046	-	5,046	560
" Brazil - - -	14,743	13,360	28,103	3,818
" British India:				
Bombay and Sinde	9,550	-	9,550	1,269
Bengal and Pegu-	15,567	100	15,667	1,948
" Hong Kong - - -	59,785	-	59,785	9,927
" Australia - - -	15,994	-	15,994	2,483
	218,200	19,840		
" Other Countries - - -	-	-	46,855	6,589
Total - - -	-	-	284,895	41,397
(Entered at Value only.)				
" Ordnance Stores, and Ammunition, Unenumerated:	£	£	£	
To Egypt - - -	2,696	-	2,696	
" Japan - - -	5,518	-	5,518	
" Cuba - - -	210	1,300	1,510	
" United States:				
N. Atlantic Ports-	558	829	1,387	
Pacific Ports -	286	130	416	
" Chili - - -	4,357	-	4,357	(See under Quantities.)
" Brazil - - -	23,115	11,711	34,826	
" British Possessions in South Africa - - -	1,668	-	1,668	
" British India:				
Bombay and Sinde	1,682	-	1,682	
Bengal and Pegu-	1,908	11	1,919	
" Australia - - -	7,684	-	7,684	
" British North America -	1,197	-	1,197	
" Bahamas - - -	1,680	-	1,680	
	52,559	13,981		
" Other Countries - - -	-	-	9,571	
Total - - -	-	-	76,111	
FOREIGN AND COLONIAL PRODUCE.				
(Entered at Value only.)				
" Cannon and Mortars, mounted or accompanied with Carriages, and other Fire Arms, &c.	£	£	£	
To Portugal - - -	850	1,117	1,967	
" Turkey Proper - - -	9,210	627	9,837	
" China - - -	853	-	853	
" Japan - - -	4,465	-	4,465	(See under Quantities.)
" Cuba - - -	3,228	-	3,228	
" Brazil - - -	9,718	475	10,193	
" Uruguay - - -	-	1,800	1,800	
" Hong Kong - - -	734	-	734	
" Other Countries - - -	4,288	1,774	6,062	
Total - - -	33,346	5,793	39,139	
ASPHALT:	Tons.	Tons.	Tons.	£
To Hamburg - - -	90	291	381	5,171
" Belgium - - -	1,765	1	1,766	23,972
" Naples - - -	85	-	85	1,154
" Other Countries - - -	100	19	119	1,618
Total - - -	2,040	311	2,351	31,915

PRINCIPAL ARTICLES AND COUNTRIES TO WHICH EXPORTED (Cont ^d).	QUANTITIES.			TOTAL VALUE.
	In British Vessels.	In Foreign Vessels.	Total.	
PRODUCE AND MANUFACTURES OF THE UNITED KINGDOM.				
BACON and HAMS (British):	Cwts.	Cwts.	Cwts.	£
To France - - -	1,724	2	1,726	7,500
" China (exclusive of Hong Kong) - - -	260	-	260	1,422
" Peru - - -	271	-	271	1,216
" Brazil - - -	495	21	516	2,742
" Uruguay - - -	346	8	354	1,611
" Argentine Confederation	257	18	275	1,180
" Channel Islands - - -	333	-	333	1,307
" Gibraltar - - -	446	-	446	1,607
" Malta - - -	292	2	284	1,051
" British Possessions in South Africa - - -	498	-	498	2,356
" Mauritius - - -	766	24	790	3,728
" British India:				
Bombay and Sinde	328	-	328	1,788
Madras - - -	205	-	205	1,158
Bengal and Pegu-	880	6	886	4,920
" Singapore and Eastern Straits Settlements -	200	-	200	932
" Ceylon - - -	223	-	223	1,162
" Hong Kong - - -	249	-	249	1,272
" Australia - - -	13,522	3	13,525	56,868
" British West India Islands and British Guiana -	3,021	139	3,160	15,279
	24,306	223		
" Other Countries - - -	-	-	2,322	9,060
Total - - -	-	-	26,851	118,159
FOREIGN AND COLONIAL PRODUCE.				
BACON and HAMS (Foreign):	Cwts.	Cwts.	Cwts.	£
To Belgium - - -	229	-	229	671
" France - - -	435	1	436	1,178
" Portugal - - -	180	-	180	546
" Spain - - -	6	271	277	755
" United States:				
N. Atlantic Ports	2,705	-	2,705	7,487
Pacific Ports -	-	2	2	5
" Other Countries - - -	652	88	740	2,114
Total - - -	4,207	362	4,569	12,756
PRODUCE AND MANUFACTURES OF THE UNITED KINGDOM.				
BAGS, Empty, for packing Merchandise:	Dozen.	Dozen.	Dozen.	£
To Hamburg - - -	112,720	1,198	113,918	34,993
" Holland - - -	5,231	1,599	6,830	2,791
" France - - -	3,556	1,213	4,769	1,781
" Spain and the Canaries -	2,290	57	2,347	1,440
" Italy: Naples and Sicily -	5,580	-	5,580	2,559
" Greece - - -	7,763	-	7,763	5,407
" Turkey Proper - - -	22,582	325	22,907	17,504
" Syria and Palestine - - -	9,809	333	10,142	9,151
" Egypt - - -	40,632	223	40,855	37,488
" Cuba - - -	1,025	1,014	2,039	1,516
" Porto Rico - - -	417	4,166	4,583	1,676
" St. Thomas - - -	5,471	417	5,888	2,433
" Hayti - - -	8,643	-	8,643	2,922
" United States:				
N. Atlantic Ports	29,209	27,216	56,425	41,478
S. Atlantic Ports	33,371	14,319	47,690	25,897
Pacific Ports -	47,144	6,916	54,060	13,238
" Central America - - -	7,071	-	7,071	3,889
" New Granada - - -	8,172	333	8,505	4,545
" Peru - - -	24,703	-	24,703	10,354
" Chili - - -	116,970	-	116,970	50,134
" Brazil - - -	50,085	2,578	52,663	24,135
" Uruguay - - -	4,160	-	4,160	2,598
" Argentine Confederation	4,487	83	4,570	2,956
" British Possessions in South Africa - - -	37,572	212	37,784	40,178

PRINCIPAL ARTICLES AND COUNTRIES TO WHICH EXPORTED (Cont ^d).	QUANTITIES.			TOTAL VALUE.	PRINCIPAL ARTICLES AND COUNTRIES TO WHICH EXPORTED (Cont ^d).	QUANTITIES.			TOTAL VALUE.
	In British Vessels.	In Foreign Vessels.	Total.			In British Vessels.	In Foreign Vessels.	Total.	
PRODUCE AND MANUFACTURES OF THE UNITED KINGDOM.					PRODUCE AND MANUFACTURES OF THE UNITED KINGDOM.				
BISCUIT and BREAD (Cont^d):	Cwts.	Cwts.	Cwts.	£	BORAX (Refined in the United Kingdom):	Cwts.	Cwts.	Cwts.	£
To Singapore and Eastern Straits Settlements -	1,209	-	1,209	3,401	To Russia - - - -	1,164	379	1,543	4,228
" Ceylon - - - -	790	69	859	2,724	" Prussia - - - -	1,642	407	2,049	5,522
" Hong Kong - - - -	251	-	251	1,284	" Hamburg - - - -	1,831	803	2,634	7,658
" Australia - - - -	903	7	910	3,282	" Holland - - - -	1,608	40	1,648	4,272
" British North America -	1,037	-	1,037	1,201	" Belgium - - - -	1,700	292	1,992	5,592
" British West India Islands and British Guiana -	1,431	32	1,463	2,223	" France - - - -	3,978	10	3,988	10,898
" Other Countries - - -	22,819	1,924	4,740	12,324	" United States:	-	106	106	277
Total - - - -	-	-	29,483	77,008	N. Atlantic Ports -	27	-	27	70
					S. Atlantic Ports -	934	-	934	2,451
					Pacific Ports -	-	-	-	-
					" Other Countries - - -	12,884	2,037	1,976	5,472
					Total - - - -	-	-	16,897	46,440
BLEACHING MATERIALS:	Cwts.	Cwts.	Cwts.	£	BRASS:				
To Russia - - - -	3,839	14,796	18,635	10,480	" Wire of all Sorts, and Manufactures of Wire:	Cwts.	Cwts.	Cwts.	£
" Denmark - - - -	2,149	5,009	7,158	4,161	To Russia - - - -	141	48	189	1,845
" Prussia - - - -	2,300	3,635	5,935	3,264	" Sweden - - - -	306	2	308	1,555
" Hamburg - - - -	4,690	24	4,714	3,033	" Hamburg - - - -	1,423	491	1,914	8,994
" Holland - - - -	7,118	13	7,131	4,063	" Holland - - - -	692	-	692	3,286
" Belgium - - - -	8,709	-	8,709	5,434	" Belgium - - - -	1,249	18	1,267	5,720
" United States:					" France - - - -	322	2	324	2,271
N. Atlantic Ports	79,731	71,033	150,764	75,184	" Egypt - - - -	1,259	209	1,468	6,216
S. Atlantic Ports	307	828	1,135	598	" Western Africa (Foreign)	332	-	332	1,556
Pacific Ports -	112	-	112	90	" Eastern Africa (Native)-	326	303	629	2,847
" Australia - - - -	2,589	-	2,589	4,363	" British India:				
" British North America -	4,367	-	4,367	2,229	Bombay and Sinde	2,315	-	2,315	10,419
" Other Countries - - -	115,911	95,338	8,891	4,249	Bengal and Pegu	1,140	-	1,140	4,970
Total - - - -	-	-	220,140	117,148	" Singapore and Eastern Straits Settlements -	931	25	956	4,309
					" Other Countries - - -	10,436	1,098	2,309	11,210
					Total - - - -	-	-	13,843	65,198
Books, Printed:	Cwts.	Cwts.	Cwts.	£	" Tubing:	Cwts.	Cwts.	Cwts.	£
To Russia - - - -	109	10	119	1,910	To Russia - - - -	779	-	779	3,955
" Hanover - - - -	266	-	266	3,295	" Sweden - - - -	295	-	295	1,549
" Hamburg - - - -	514	30	544	10,550	" Denmark - - - -	151	152	303	1,410
" Holland - - - -	525	16	541	10,188	" Hamburg - - - -	316	125	441	2,296
" Belgium - - - -	159	65	224	3,817	" Holland - - - -	656	-	656	3,185
" France - - - -	1,619	-	1,619	18,557	" Spain and the Canaries -	133	637	770	3,848
" Italy: Sardinian States -	108	-	108	1,293	" Turkey Proper - - - -	614	-	614	2,434
Tuscany - - - -	201	-	201	2,446	" Egypt - - - -	639	-	639	3,535
" Egypt - - - -	5,458	1	5,459	88,127	" United States:				
" China (exclusive of Hong Kong) - - - -	104	-	104	2,071	N. Atlantic Ports -	269	-	269	1,345
" United States:					" British India:				
N. Atlantic Ports	7,346	1,029	8,375	92,705	Bombay and Sinde	1,265	-	1,265	7,157
S. Atlantic Ports	37	-	37	730	Madras - - - -	401	-	401	1,753
Pacific Ports -	6	1	7	49	" Other Countries - - -	5,518	914	2,222	10,462
" New Granada - - - -	100	-	100	1,967	Total - - - -	-	-	8,654	42,929
" Brazil - - - -	163	5	168	1,693	" Wrought, of all other Sorts, not being Ordnance, and not otherwise described:	Cwts.	Cwts.	Cwts.	£
" Argentine Confederation	139	6	145	1,984	To Russia - - - -	138	46	184	1,634
" Malta - - - -	145	-	145	2,492	" Prussia - - - -	540	35	575	1,934
" British Possessions in South Africa - - -	1,498	-	1,498	21,698	" Hamburg - - - -	455	422	877	5,205
" British India:					" Holland - - - -	906	4	910	4,795
Bombay and Sinde	394	-	394	6,441	" Belgium - - - -	231	27	258	1,549
Madras - - - -	527	-	527	9,237	" France - - - -	1,660	6	1,666	10,875
Bengal and Pegu -	1,582	20	1,602	30,165	" Portugal, Azores, and Madeira - - - -	800	108	908	5,227
" Ceylon - - - -	155	-	155	2,018	" Spain and the Canaries -	150	836	986	5,297
" Hong Kong - - - -	105	-	105	1,530	" Italy: Sardinian States -	501	-	501	2,566
" Australia - - - -	11,748	30	11,778	135,314	" Turkey Proper - - - -	444	-	444	2,120
" British North America -	3,189	10	3,199	33,521	" Egypt - - - -	813	-	813	4,965
" British West India Islands and British Guiana -	793	4	797	10,421	" Western Africa (Foreign)	6,425	2	6,427	29,394
" Other Countries - - -	36,990	1,227	1,311	17,169					
Total - - - -	-	-	39,528	511,388					

PRINCIPAL ARTICLES AND COUNTRIES TO WHICH EXPORTED (Cont ^d).	QUANTITIES.			TOTAL VALUE.	PRINCIPAL ARTICLES AND COUNTRIES TO WHICH EXPORTED (Cont ^d).	QUANTITIES.			TOTAL VALUE.
	In British Vessels.	In Foreign Vessels.	Total.			In British Vessels.	In Foreign Vessels.	Total.	
BRASS (Cont^d):	PRODUCE AND MANUFACTURES OF THE UNITED KINGDOM.				BUTTER (British):	PRODUCE AND MANUFACTURES OF THE UNITED KINGDOM.			
" Wrought, of all other Sorts, not being Ordnance, and not otherwise described (Cont ^d):	Cwts.	Cwts.	Cwts.	£	To Portugal, Azores, and Madeira	Cwts.	Cwts.	Cwts.	£
To Brazil - - - -	629	169	798	3,911	" Egypt - - - -	25,676	-	25,676	128,105
" Gibraltar - - - -	314	-	314	1,739	" Brazil - - - -	288	-	288	1,342
" Western Africa (British)	384	-	384	1,992	" Uruguay - - - -	21,314	53	21,367	115,735
" British India:					" Gibraltar - - - -	245	1	246	1,384
Bombay and Sinde	585	-	585	4,336	" Malta - - - -	3,058	-	3,058	15,641
Bengal and Pegu	221	-	221	2,056	" Australia - - - -	1,478	3	1,481	7,337
" Australia - - - -	1,708	16	1,724	15,911	" British North America	1,062	-	1,062	5,558
" Other Countries - - -	16,904	1,671	3,166	18,676	" British West India Islands and British Guiana	355	-	355	1,516
Total - - - -	-	-	21,741	124,182	" Other Countries - - -	7,060	317	7,377	38,770
BRICKS:					Total - - - -	60,536	374	64,333	333,228
To Russia - - - -	Mille.	Mille.	Mille.	£	FOREIGN AND COLONIAL PRODUCE.				
" Norway - - - -	1,299	1,772	3,071	8,104	BUTTER (Foreign):	Cwts.	Cwts.	Cwts.	£
" Denmark - - - -	65	512	577	1,268	To Denmark - - - -	151	232	383	1,942
" Prussia - - - -	244	544	788	1,872	" Hamburg - - - -	935	21	956	4,848
" Hanover - - - -	631	1,485	2,116	4,767	" Holland - - - -	481	12	493	2,500
" Hamburg - - - -	104	458	562	1,406	" Spain - - - -	33	1,084	1,117	5,664
" Holland - - - -	1,457	493	1,950	4,518	" Turkey Proper - - - -	249	-	249	1,263
" France - - - -	2,029	278	2,307	7,536	" Egypt - - - -	2,908	-	2,908	14,747
" Spain and the Canaries -	2,281	511	2,792	6,604	" Gibraltar - - - -	1,496	-	1,496	7,586
" Cuba - - - -	636	328	964	2,710	" British North America	310	-	310	1,572
" United States:					" British West India Islands and British Guiana	6,144	292	6,436	32,636
N. Atlantic Ports -	762	596	1,358	2,665	" Other Countries - - -	253	257	520	2,635
S. Atlantic Ports -	163	40	203	452	Total - - - -	12,970	1,898	14,868	75,393
Pacific Ports -	158	1	159	365	CABLES and ROPES, HEMPEN. See "CORDAGE."				
" Chili - - - -	1,659	-	1,659	5,915	CAMPHOR:				
" British India:					" Refined and Unrefined:	Cwts.	Cwts.	Cwts.	£
Bombay and Sinde	651	-	651	2,294	To Hanover - - - -	409	-	409	1,970
" Australia - - - -	1,041	15	1,056	3,431	" Hamburg - - - -	35	751	786	4,255
" British North America	756	-	756	1,918	" Holland - - - -	2,471	92	2,563	12,344
" British West India Islands and British Guiana	5,522	259	5,781	12,443	" France - - - -	3,925	338	4,263	20,668
" Other Countries - - -	20,209	7,292	5,720	15,637	" United States:				
Total - - - -	-	-	33,221	86,245	N. Atlantic Ports	1,191	1,364	2,555	12,926
BRIMSTONE:					Pacific Ports -	1	-	1	7
To Portugal, Azores, and Madeira	Cwts.	Cwts.	Cwts.	£	" Other Countries - - -	49	48	97	623
" Brazil - - - -	14,420	10,668	25,088	14,233	Total - - - -	8,081	2,593	10,674	52,793
" British Possessions in South Africa - - -	908	1,211	2,119	1,111	PRODUCE AND MANUFACTURES OF THE UNITED KINGDOM.				
" British India:					CANDLES, Stearine (British):	Lbs.	Lbs.	Lbs.	£
Bombay and Sinde	7,164	530	7,694	4,915	To Russia - - - -	53,626	-	53,626	2,299
" Australia - - - -	5,457	-	5,457	2,710	" Turkey Proper - - -	46,190	84	46,274	1,806
" Other Countries - - -	6,473	-	6,473	3,654	" Egypt - - - -	26,179	-	26,179	1,191
Total - - - -	34,422	12,409	10,964	5,160	" Mexico - - - -	25,019	-	25,019	1,061
	-	-	57,795	31,783	" New Granada - - -	4,114	28,096	32,210	1,045
BROOMS and BRUSHES:	<i>(Entered at Value only.)</i>				" Channel Islands - - -	37,371	-	37,371	1,086
To United States:	£	£	£		" Gibraltar - - - -	44,414	-	44,414	1,267
N. Atlantic Ports	1,834	469	2,303		" British Possessions in South Africa - - -	285,987	428	286,415	8,932
S. Atlantic Ports	541	60	601		" British India:				
Pacific Ports -	73	25	98		Bombay and Sinde	30,731	-	30,731	969
" Channel Islands - - -	1,176	-	1,176		Madras - - - -	23,405	-	23,405	840
" British Possessions in South Africa - - -	1,653	32	1,685		Bengal and Pegu -	34,014	-	34,014	1,141
" British India:					" Australia - - - -	1,578,167	14,710	1,592,877	55,856
Bombay and Sinde	1,687	-	1,687	(See under Quantities.)	" British North America	91,927	-	91,927	3,148
Bengal and Pegu -	2,016	18	2,034		" British West India Islands and British Guiana	591,961	25,425	617,386	19,315
" Australia - - - -	31,695	19	31,714		Total - - - -	2,873,105	68,743	3,222,585	110,575
" British North America	1,303	-	1,303		" Other Countries - - -	-	-	280,737	10,619
" British West India Islands and British Guiana	1,764	83	1,847		Total - - - -	-	-	3,222,585	110,575
" Other Countries - - -	43,742	706	7,719						
Total - - - -	-	-	52,167						

PRINCIPAL ARTICLES AND COUNTRIES TO WHICH EXPORTED (Cont ^d).	QUANTITIES.			TOTAL VALUE.
	In British Vessels.	In Foreign Vessels.	Total.	
FOREIGN AND COLONIAL PRODUCE.				
CANDLES, Stearine (Foreign) :	Cwts.	Cwts.	Cwts.	£
To Austrian Territories -	1,344	-	1,344	4,788
" Turkey Proper -	884	493	1,377	4,906
" Egypt -	1,147	-	1,147	4,086
" China -	355	-	355	1,265
" British Possessions in South Africa -	575	-	575	2,048
" British India :				
Bombay and Sinde	390	-	390	1,389
Madras -	160	-	160	570
Bengal and Pegu -	1,758	-	1,758	6,263
" Australia -	13,845	142	13,987	49,830
" British West India Islands and British Guiana -	397	20	417	1,486
" Belize (Honduras) -	1,563	-	1,563	5,568
" Other Countries -	1,395	492	1,887	6,721
Total -	23,813	1,147	24,960	88,920
PRODUCE AND MANUFACTURES OF THE UNITED KINGDOM.				
" Other Sorts (British) :	Lbs.	Lbs.	Lbs.	£
To Channel Islands -	93,842	-	93,842	2,474
" British West India Islands and British Guiana -	119,884	2,000	121,884	3,319
" Other Countries -	213,726	2,000	188,112	7,180
Total -	-	-	403,838	12,973
FOREIGN AND COLONIAL PRODUCE.				
CAOUTCHOUC :	Cwts.	Cwts.	Cwts.	£
To Russia -	451	2,014	2,465	18,323
" Prussia -	402	-	402	2,988
" Hanover -	1,905	-	1,905	14,161
" Hamburg -	3,080	515	3,595	26,723
" Bremen -	45	912	957	7,114
" Holland -	3,172	288	3,460	25,719
" Belgium -	435	278	713	5,300
" France -	5,629	496	6,125	45,529
" United States :				
N. Atlantic Ports -	5,741	371	6,112	45,433
" Other Countries -	290	26	316	2,348
Total -	21,150	4,900	26,050	193,638
PRODUCE AND MANUFACTURES OF THE UNITED KINGDOM.				
<i>(Entered at Value only.)</i>				
CAOUTCHOUC MANUFACTURES :	£	£	£	
To Russia -	3,962	177	4,139	
" Norway -	1,182	377	1,559	
" Denmark -	3,949	231	4,180	
" Prussia -	2,255	233	2,488	
" Hamburg -	43,827	5,245	49,072	
" Holland -	30,404	221	30,625	
" Belgium -	15,064	1,868	16,932	
" France -	133,973	186	134,159	
" Portugal, Azores, and Madeira -	6,129	270	6,399	
" Spain and the Canaries -	14,111	9,935	24,046	(See under Quantities.)
" Italy. Sardinian States -	5,587	-	5,587	
Tuscany -	3,788	-	3,788	
Naples and Sicily -	3,665	-	3,665	
" Turkey Proper -	6,589	63	6,652	
" Egypt -	4,005	60	4,065	
" United States :				
N. Atlantic Ports -	84,783	35	84,818	
S. Atlantic Ports -	133	-	133	
Pacific Ports -	112	-	112	

PRINCIPAL ARTICLES AND COUNTRIES TO WHICH EXPORTED (Cont ^d).	QUANTITIES.			TOTAL VALUE.
	In British Vessels.	In Foreign Vessels.	Total.	
PRODUCE AND MANUFACTURES OF THE UNITED KINGDOM.				
<i>(Entered at Value only.)</i>				
CAOUTHOUC MANUFACTURES (Cont^d) :	£	£	£	
To New Granada -	3,996	-	3,996	
" Brazil -	6,005	139	6,144	
" Argentine Confederation -	2,850	147	2,997	
" Gibraltar -	8,217	-	8,217	
" British India :				
Bombay and Sinde	1,659	-	1,659	(See under Quantities.)
Bengal and Pegu -	6,040	-	6,040	
" Australia -	25,847	-	25,847	
" British North America -	11,229	-	11,229	
" Other Countries -	429,361	19,187	17,152	
Total -	-	-	465,700	
FOREIGN AND COLONIAL PRODUCE.				
CARDAMOMS :	Lbs.	Lbs.	Lbs.	£
To Sweden -	6,968	6,276	13,244	3,063
" Denmark -	9,531	1,631	11,162	2,581
" Prussia -	8,175	2,422	10,597	2,450
" Hamburg -	29,811	23,190	53,001	12,256
" Bremen -	281	5,606	5,887	1,361
" Holland -	10,377	-	10,377	2,400
" United States :				
N. Atlantic Ports	12,317	364	12,681	2,932
Pacific Ports -	224	-	224	52
" Other Countries -	10,317	1,016	11,333	2,622
Total -	88,001	40,505	128,506	29,717
PRODUCE AND MANUFACTURES OF THE UNITED KINGDOM.				
CARRIAGES, CARTS, &c. :	No.	No.	No.	£
" Railway Carriages for Passengers :				
To Russia -	57	-	57	16,151
" Portugal, Azores, and Madeira -	12	-	12	1,800
" Spain and the Canaries -	30	-	30	3,660
" Italy: Tuscany -	30	20	50	9,800
" Turkey Proper -	51	-	51	6,913
" Egypt -	411	-	411	57,930
" Mexico -	56	-	56	8,600
" Venezuela -	19	-	19	2,980
" Chili -	30	-	30	3,585
" Brazil -	83	40	123	15,250
" Argentine Confederation -	157	32	189	27,276
" British India :				
Bombay and Sinde	127	-	127	11,276
Madras -	46	-	46	3,530
" Ceylon -	18	-	18	3,907
" Australia -	42	-	42	4,430
Total -	1,169	92	1,261	177,088
" Railway Waggons, Trucks, &c. (not of Iron) for Ballast Minerals or Merchandize :	No.	No.	No.	£
To Russia -	70	-	70	2,100
" Portugal Proper -	60	-	60	3,900
" Sardinian States -	-	30	30	1,800
" Turkey Proper -	76	-	76	3,475
" Argentine Confederation -	54	36	90	3,821
" British India :				
Bombay and Sinde	52	-	52	3,060
" Other Countries -	312	66	202	3,951
Total -	-	-	580	22,107

PRINCIPAL ARTICLES AND COUNTRIES TO WHICH EXPORTED (Cont ^d).	QUANTITIES.			TOTAL VALUE.
	In British Vessels.	In Foreign Vessels.	Total.	
PRODUCE AND MANUFACTURES OF THE UNITED KINGDOM.				
CARRIAGES, CARTS, &c. (Cont^d):				
" Unenumerated :	No.	No.	No.	£
To Russia - - - -	18	1	19	2,111
" Holland - - - -	15	4	19	1,926
" France - - - -	83	5	88	4,376
" Portugal, Azores, and Madeira - - - -	20	3	23	1,956
" Spain and the Canaries - - - -	4	12	16	1,245
" Tuscany - - - -	7	1	8	1,305
" Turkey Proper - - - -	10	-	10	1,510
" Egypt - - - -	33	-	33	5,655
" Java - - - -	7	16	23	1,060
" China (exclusive of Hong Kong) - - - -	27	-	27	2,312
" Mexico - - - -	9	-	9	1,725
" British Possessions in South Africa - - - -	34	6	40	2,263
" Mauritius - - - -	25	-	25	2,485
" British India :				
Bombay and Sinde	1,117	-	1,117	120,232
Bengal and Pegu -	18	-	18	1,383
" Hong Kong - - - -	18	-	18	1,492
" Australia - - - -	109	1	110	8,978
" British North America - - - -	18	-	18	1,158
" British West India Islands and British Guiana - - - -	31	3	34	3,345
" Other Countries - - - -	1,603	52	1,655	9,182
Total - - - -			1,796	175,699
" Carts and Waggon's :	No.	No.	No.	£
To Portugal Proper - - - -	53	-	53	1,427
" Peru - - - -	58	-	58	950
" Australia - - - -	44	4	48	1,748
" Other Countries - - - -	155	4	159	4,358
Total - - - -			335	8,483
FOREIGN AND COLONIAL PRODUCE.				
CASSIA LIGNEA and CASSIA VERA :	Lbs.	Lbs.	Lbs.	£
To Russia - - - -	27,884	17,575	45,459	1,752
" Sweden - - - -	9,374	32,598	41,972	1,618
" Denmark - - - -	26,934	7,504	34,438	1,328
" Prussia - - - -	46,190	36,356	82,546	3,181
" Hamburg - - - -	100,813	191,667	292,480	11,273
" Holland - - - -	157,183	9,588	166,771	6,428
" France - - - -	42,266	4,281	46,547	1,594
" Portugal, Azores, and Madeira - - - -	12,927	18,448	31,375	1,209
" Turkey Proper - - - -	30,104	20,247	50,351	1,941
" Wallachia and Moldavia - - - -	14,915	14,057	28,972	1,117
" United States :				
N. Atlantic Ports	417,972	91,070	509,042	19,161
" British North America - - - -	102,759	-	102,759	3,889
" Other Countries - - - -	147,930	63,905	211,835	8,062
Total - - - -	1,137,251	507,296	1,644,547	62,553
PRODUCE AND MANUFACTURES OF THE UNITED KINGDOM.				
CEMENT :	Cwts.	Cwts.	Cwts.	£
To Russia - - - -	48,015	63,424	111,439	14,629
" Norway - - - -	2,405	20,533	22,938	2,868
" Denmark - - - -	20,296	64,384	84,680	9,713
" Schleswig-Holstein - - - -	10,672	21,542	32,214	3,809
" Prussia - - - -	50,029	138,759	188,788	23,322
" Hanover - - - -	10,633	17,610	28,243	3,314
" Hamburg - - - -	165,388	67,296	232,684	30,715
" Bremen - - - -	1,137	13,080	14,217	1,981
" Holland - - - -	167,467	188,284	355,751	45,389
" Belgium - - - -	7,416	4,650	12,066	1,684

PRINCIPAL ARTICLES AND COUNTRIES TO WHICH EXPORTED (Cont ^d).	QUANTITIES.			TOTAL VALUE.
	In British Vessels.	In Foreign Vessels.	Total.	
PRODUCE AND MANUFACTURES OF THE UNITED KINGDOM.				
CEMENT (Cont^d):	Cwts.	Cwts.	Cwts.	£
To France - - - -	458,480	87,732	546,212	62,745
" Wallachia and Moldavia - - - -	7,280	6,067	13,347	1,602
" Brazil - - - -	25,312	42,105	67,417	9,190
" Channel Islands - - - -	68,753	-	68,753	11,096
" British Possessions in South Africa - - - -	26,907	380	27,287	3,492
" British India :				
Bombay and Sinde	48,524	-	48,524	6,245
" Ceylon - - - -	10,648	-	10,648	1,328
" Australia - - - -	198,512	860	199,372	27,035
" British North America - - - -	33,550	-	33,550	4,354
" British West India Islands and British Guiana - - - -	34,315	344	34,659	4,573
Total - - - -	1,395,739	737,050	2,132,789	285,898
" Other Countries - - - -	-	-	124,746	16,814
Total - - - -			2,257,535	285,898
FOREIGN AND COLONIAL PRODUCE.				
CHEESE (British):	Cwts.	Cwts.	Cwts.	£
To Russia - - - -	542	63	605	2,721
" Hamburg - - - -	856	58	914	3,592
" France - - - -	621	1	622	2,781
" Portugal, Azores, and Madeira - - - -	828	257	1,085	3,932
" Egypt - - - -	293	-	293	1,294
" Brazil - - - -	2,444	2	2,446	9,787
" Uruguay - - - -	303	12	315	1,218
" Argentine Confederation - - - -	214	32	246	1,053
" Channel Islands - - - -	792	-	792	3,039
" British Possessions in South Africa - - - -	1,485	-	1,485	6,177
" Mauritius - - - -	1,531	63	1,594	5,478
" British India :				
Madras - - - -	199	-	199	1,012
Bengal and Pegu - - - -	522	2	524	2,673
" Ceylon - - - -	205	-	205	970
" Australia - - - -	10,945	10	10,955	45,542
" British North America - - - -	837	-	837	3,231
" British West India Islands and British Guiana - - - -	1,080	39	1,119	4,685
Total - - - -	23,697	539	24,236	111,102
" Other Countries - - - -	-	-	2,954	11,917
Total - - - -			27,190	111,102
FOREIGN AND COLONIAL PRODUCE.				
CHEESE (Foreign):	Cwts.	Cwts.	Cwts.	£
To Sweden - - - -	-	230	230	664
" Portugal, Azores, and Madeira - - - -	329	1,297	1,626	4,695
" Spain and the Canaries - - - -	357	1,004	1,361	3,930
" Brazil - - - -	4,606	50	4,656	13,444
" Uruguay - - - -	199	-	199	575
" Gibraltar - - - -	490	-	490	1,415
" British Possessions in South Africa - - - -	690	-	690	1,992
" Other Countries - - - -	1,477	4	1,481	4,277
Total - - - -	8,148	2,585	10,733	30,992
PRODUCE AND MANUFACTURES OF THE UNITED KINGDOM.				
CLAY, of all Sorts :	Tons.	Tons.	Tons.	£
To Russia - - - -	564	1,158	1,722	2,570
" Sweden - - - -	92	1,881	1,973	2,090
" Denmark - - - -	559	1,771	2,330	2,351
" Prussia - - - -	1,033	2,485	3,518	4,295
" Hamburg - - - -	2,106	841	2,947	3,887
" Holland - - - -	6,781	394	7,175	8,555

PRINCIPAL ARTICLES AND COUNTRIES TO WHICH EXPORTED (Contd).	QUANTITIES.			TOTAL VALUE.	PRINCIPAL ARTICLES AND COUNTRIES TO WHICH EXPORTED (Contd).	QUANTITIES.			TOTAL VALUE.
	In British Vessels.	In Foreign Vessels.	Total.			In British Vessels.	In Foreign Vessels.	Total.	
PRODUCE AND MANUFACTURES OF THE UNITED KINGDOM.				PRODUCE AND MANUFACTURES OF THE UNITED KINGDOM.					
CLAY, of all Sorts (Contd):	Tons.	Tons.	Tons.	£	COALS, COKE, CINDERS, &c. (Contd):	Tons.	Tons.	Tons.	£
To Belgium - - - -	9,932	849	10,781	14,729	" Coals (Contd):				
" France - - - -	11,173	7,970	19,143	25,756	To Belgium - - - -	21,339	471	21,810	12,180
" Spain and the Canaries -	2,049	295	2,344	2,765	" France - - - -	1,147,479	438,848	1,586,327	719,802
" Italy: Sardinian States -	413	1,059	1,472	2,707	" Portugal, Azores, and Madeira -	101,877	57,675	159,552	76,234
" United States:					" Spain and the Canaries -	248,476	161,021	409,497	215,987
N. Atlantic Ports	1,090	1,662	2,752	6,641	" Italy: Sardinian States -	80,514	203,876	284,390	125,822
Pacific Ports -	13	-	13	21	" Tuscany - - - -	8,538	12,263	20,801	9,949
	35,805	20,365	56,170	76,062	" Naples and Sicily	63,861	99,791	163,652	78,353
" Other Countries - -	-	-	5,887	6,270	Adriatic Ports of Ancona and the Romagna -	11,905	17,698	29,603	15,363
Total - - - -	-	-	62,057	82,637	" Austrian Territories -	32,444	64,782	97,226	50,663
					" Greece - - - -	15,029	18,880	33,909	18,848
CLOCKS and WATCHES:					" Ionian Islands - - -	9,989	16,918	26,907	14,836
" Clocks:	No.	No.	No.	£	" Turkey Proper - - -	57,402	120,044	177,446	91,317
To Egypt - - - -	204	-	204	785	" Egypt - - - -	218,433	114,781	333,214	167,580
" Channel Islands - - -	326	-	326	707	" Algeria - - - -	5,837	15,487	21,324	10,272
" British Possessions in South Africa -	1,189	-	1,189	1,133	" Cape Verde Islands -	18,769	16,609	35,378	18,784
" British India:					" Java - - - -	2,245	20,245	22,490	10,801
Bombay and Sinde	2,211	-	2,211	3,751	" Philippine Islands -	5,898	14,051	19,949	11,461
Madras - - - -	650	-	650	726	" China (exclusive of Hong Kong) - - - -	45,676	7,628	53,304	29,257
Bengal and Pegu -	1,046	-	1,046	1,650	" Cuba - - - -	149,192	80,377	229,569	118,713
" Australia - - - -	8,914	26	8,940	9,725	" St. Thomas - - - -	37,762	28,212	65,974	34,657
	14,540	26	14,566	19,476	" United States:				
" Other Countries - -	-	-	2,577	6,218	N. Atlantic Ports	64,758	98,129	162,887	96,657
Total - - - -	-	-	17,143	24,695	S. Atlantic Ports	19,062	3,975	23,037	14,283
					Pacific Ports -	5,477	5,912	11,389	7,432
" Watches:	No.	No.	No.	£	" Peru - - - -	39,839	11,535	51,374	34,964
To Belgium - - - -	492	522	1,014	2,284	" Chili - - - -	91,713	18,216	109,929	56,161
" Turkey Proper - - -	77	584	661	3,859	" Brazil - - - -	129,353	86,012	215,365	125,910
" Egypt - - - -	4,094	-	4,094	26,212	" Uruguay - - - -	35,987	28,771	64,758	37,871
" Cuba - - - -	320	5	325	3,427	" Argentine Confederation	17,105	15,555	32,660	22,566
" United States:					" Channel Islands - - -	69,722	116	69,838	32,609
N. Atlantic Ports	772	-	772	5,948	" Gibraltar - - - -	74,423	17,199	91,622	50,056
S. Atlantic Ports -	-	13	13	50	" Malta - - - -	107,480	45,413	152,893	81,220
" New Granada - - -	384	-	384	3,440	" British Possessions in South Africa -	26,958	11,126	38,084	21,903
" Brazil - - - -	189	-	189	2,378	" Mauritius - - - -	15,275	7,531	22,806	11,253
" Argentine Confederation	62	-	62	882	" Aden - - - -	60,404	3,758	64,162	32,981
" Channel Islands - -	2,460	-	2,460	8,929	" British India:				
" Australia - - - -	445	-	445	2,184	Bombay and Sinde	145,536	3,971	149,507	80,520
	9,295	1,124	10,419	14,132	Madras - - - -	22,205	1,121	23,326	12,310
" Other Countries - -	-	-	1,020	8,178	Bengal and Pegu -	42,027	2,383	44,410	24,347
Total - - - -	-	-	11,439	67,771	" Singapore and Eastern Straits Settlements -	21,965	22,979	44,944	23,502
					" Ceylon - - - -	41,132	10,364	51,496	26,490
" Ships' Chronometers:					" Hong Kong - - - -	32,385	12,206	44,591	22,662
To France - - - -	19	-	19	648	" Australia - - - -	20,792	3,592	24,384	17,283
" Other Countries - -	-	-	29	760	" British North America -	166,785	5,081	171,866	78,503
Total - - - -	-	-	48	1,408	" British West India Islands and British Guiana -	118,155	12,162	130,317	73,818
						5,116,874	3,622,356	8,739,230	4,212,699
COALS, COKE, CINDERS, &c.:					" Other Countries - -	-	-	136,718	72,752
" Coals:	Tons.	Tons.	Tons.	£	Total - - - -	-	-	8,875,948	4,212,699
To Russia - - - -	317,927	159,106	477,033	217,351					
" Sweden - - - -	83,108	161,277	244,385	104,603	COKE AND CINDERS:	Tons.	Tons.	Tons.	£
" Norway - - - -	19,732	149,319	169,051	73,386	To Russia - - - -	5,760	5,385	11,145	7,440
" Denmark - - - -	137,131	394,155	531,286	232,366	" Sweden - - - -	3,083	14,514	17,597	12,276
" Schleswig-Holstein -	55,966	94,077	150,043	57,968	" Norway - - - -	744	8,143	8,887	6,242
" Prussia - - - -	166,736	410,447	577,183	214,045	" Denmark - - - -	1,618	12,429	14,047	10,365
" Mecklenburg - - -	10,428	54,000	64,428	24,269	" Prussia - - - -	4,606	15,982	20,588	13,347
" Hanover - - - -	30,275	52,440	82,715	32,045	" Hamburg - - - -	10,528	5,773	16,301	13,078
" Oldenburg - - - -	3,775	30,829	34,604	15,007	" France - - - -	2,341	1,039	3,380	2,346
" Hamburg - - - -	436,855	114,486	551,341	231,336	" Spain and the Canaries -	60,711	3,093	63,804	42,523
" Bremen - - - -	903	10,190	11,093	5,167	" Italy: Sardinian States -	6,515	1,580	8,095	5,657
" Lubeck - - - -	2,986	21,087	24,073	9,803	" Egypt - - - -	42,661	12,953	55,614	38,511
" Holland - - - -	199,849	34,179	234,028	106,201	" Brazil - - - -	2,980	4,640	7,620	5,856
					" British India:				
					Bombay and Sinde	22,380	-	22,380	23,289
					Madras - - - -	4,467	300	4,767	3,954
						168,394	85,831	254,225	127,243
					" Other Countries - -	-	-	40,304	29,594
					Total - - - -	-	-	294,529	214,478

PRINCIPAL ARTICLES AND COUNTRIES TO WHICH EXPORTED (Cont ^d).	QUANTITIES.			TOTAL VALUE.	PRINCIPAL ARTICLES AND COUNTRIES TO WHICH EXPORTED (Cont ^d).	QUANTITIES.			TOTAL VALUE.
	In British Vessels.	In Foreign Vessels.	Total.			In British Vessels.	In Foreign Vessels.	Total.	
PRODUCE AND MANUFACTURES OF THE UNITED KINGDOM.					FOREIGN AND COLONIAL PRODUCE.				
COALS, COKE, CINDERS, &c. (Cont^d):					COCOA (Cont^d):				
" FUEL, Manufactured:					Lbs. Lbs. Lbs. £				
To France - - -	Tons. 6,123	Tons. 3,572	Tons. 9,695	£ 5,626	To Austrian Territories -	Lbs. 113,018	Lbs. -	Lbs. 113,018	£ 3,295
" Spain and the Canaries -	11,317	27,360	38,677	22,349	" Philippine Islands -	-	67,064	67,064	1,956
" Italy: Tuscany - - -	7,214	9,401	16,615	9,304	" Mexico - - -	59,400	-	59,400	1,733
" Egypt - - -	2,329	2,438	4,767	3,034	" Other Countries - - -	127,947	19,751	147,698	4,309
" Cape Verde Islands -	1,811	-	1,811	1,082	Total - - -	2,148,882	1,309,755	3,458,637	100,876
" British India:					COFFEE:				
Bombay and Sinde	1,800	-	1,800	990	Lbs. Lbs. Lbs. £				
" Ceylon - - -	2,857	1,013	3,870	2,679	To Russia - - -	Lbs. 4,496,326	Lbs. 1,469,230	Lbs. 5,965,556	£ 196,614
" Aden - - -	13,584	-	13,584	9,376	" Sweden - - -	746,687	474,818	1,221,505	37,225
Total - - -	47,035	43,784	90,819	14,950	" Denmark - - -	1,360,462	208,277	1,568,739	47,444
" Other Countries - - -	-	-	21,918	14,950	" Prussia - - -	7,531,768	2,712,457	10,244,225	337,693
Total - - -	-	-	112,737	69,390	" Hanover - - -	6,035,036	21,181	6,056,217	201,189
" COAL TAR:					Lbs. Lbs. Lbs. £				
To Prussia - - -	Cwts. 20,900	Cwts. 13,211	Cwts. 34,111	£ 4,957	" Hamburg - - -	3,399,793	1,527,868	4,927,661	158,833
" Belgium - - -	63,181	240	63,421	3,737	" Bremen - - -	145,077	1,204,235	1,349,312	44,175
" France - - -	26,431	9,909	36,340	1,975	" Holland - - -	15,691,793	19,679,764	35,371,557	1,160,337
" Italy: Sardinian States -	11,000	1,477	12,477	1,250	" Belgium - - -	2,971,429	2,602,191	5,573,620	178,655
" British North America -	7,304	-	7,304	1,285	" France - - -	14,071,340	1,771,870	15,843,210	522,995
Total - - -	128,816	24,837	153,653	17,299	" Italy: Genoa - - -	1,934,425	-	1,934,425	61,155
" Other Countries - - -	-	-	25,719	4,085	Tuscany - - -	707,200	-	707,200	21,866
Total - - -	-	-	179,372	17,299	Naples and Sicily -	1,044,280	3,735	1,048,015	33,284
" COAL PITCH:					" Austrian Territories -				
To Belgium - - -	Cwts. 102,869	Cwts. 20,135	Cwts. 123,004	£ 12,310	" Turkey Proper - - -	2,349,969	-	2,349,969	72,579
" France - - -	456,976	230,203	687,179	39,486	" Wallachia and Moldavia -	377,050	54,532	431,582	14,145
" Spain and the Canaries -	11,935	37,928	49,863	2,670	" United States:				
" Italy: Sardinian States -	16,563	2,032	18,595	1,373	N. Atlantic Ports -	1,215,023	533,184	1,748,207	53,096
" Egypt - - -	13,445	-	13,445	1,293	S. Atlantic Ports -	31,644	-	31,644	1,055
" Malta - - -	15,410	750	16,160	1,369	" Malta - - -	489,887	28,937	518,824	15,195
Total - - -	707,198	291,048	998,246	6,172	" Australia - - -	304,844	899	305,743	10,051
" Other Countries - - -	-	-	59,799	6,172	" British North America -	680,381	-	680,381	21,636
Total - - -	-	-	1,058,045	64,673	" Other Countries - - -	1,245,549	62,856	1,308,405	39,506
COCHINEAL:					CONFECTIONERY (British):				
To Russia - - -	Cwts. 2,897	Cwts. 167	Cwts. 3,064	£ 55,879	To Holland - - -	Lbs. 7,873	Lbs. 6,350	Lbs. 14,223	£ 1,024
" Prussia - - -	258	42	300	5,470	" China (exclusive of Hong Kong) -	43,267	-	43,267	1,990
" Hamburg - - -	1,944	873	2,817	51,375	" British Possessions in South Africa -	177,951	84	178,035	6,851
" Bremen - - -	159	996	1,155	21,064	" British India:				
" Holland - - -	1,072	478	1,550	28,268	Bombay and Sinde	173,228	-	173,228	7,229
" Belgium - - -	784	178	962	17,544	Madras - - -	80,605	-	80,605	3,596
" France - - -	2,320	21	2,341	42,694	Bengal and Pegu -	174,518	-	174,518	7,311
" Turkey Proper - - -	463	298	761	13,880	" Ceylon - - -	25,722	-	25,722	1,007
" Egypt - - -	391	-	391	7,131	" Hong Kong - - -	55,786	-	55,786	2,472
" United States:					" Australia - - -	890,678	7,571	898,249	35,792
N. Atlantic Ports -	2,876	180	3,056	55,734	" British North America -	70,692	-	70,692	2,830
" Other Countries - - -	856	159	1,015	18,512	" British West India Islands and British Guiana -	94,886	4,828	99,714	4,479
Total - - -	14,020	3,392	17,412	317,551	Total - - -	1,795,206	18,833	2,011,348	85,465
COCOA:					CONFECTIONERY (Foreign):				
To Russia - - -	Lbs. 11,778	Lbs. 19,451	Lbs. 31,229	£ 910	To British Possessions in South Africa -	Lbs. 110,288	Lbs. -	Lbs. 110,288	£ 4,136
" Denmark - - -	157,873	16,588	174,461	5,088	" British India:				
" Hanover - - -	115,363	-	115,363	3,365	Bombay and Sinde	3,577	-	3,577	134
" Hamburg - - -	438,928	121,560	560,508	16,348	Madras - - -	12,126	-	12,126	454
" Bremen - - -	5,358	105,195	110,553	3,224	Bengal and Pegu -	8,981	-	8,981	337
" Holland - - -	174,506	65,276	239,782	6,994	Singapore - - -	2,846	-	2,846	107
" Belgium - - -	170,014	58,794	228,808	6,674	" Australia - - -	585,902	3,874	589,776	22,116
" France - - -	394,481	9,436	403,917	11,781	" British North America -	44,767	-	44,767	1,679
" Spain and the Canaries -	29,263	826,620	855,883	24,963	" Other Countries - - -	30,597	3,161	33,758	1,266
" Italy: Genoa - - -	218,575	-	218,575	6,375	Total - - -	799,084	7,035	806,119	30,229
Tuscany - - -	132,378	-	132,378	3,861	FOREIGN AND COLONIAL PRODUCE.				

PRINCIPAL ARTICLES AND COUNTRIES TO WHICH EXPORTED (Cont ^d).	QUANTITIES.			TOTAL VALUE.	PRINCIPAL ARTICLES AND COUNTRIES TO WHICH EXPORTED (Cont ^d).	QUANTITIES.			TOTAL VALUE.
	In British Vessels.	In Foreign Vessels.	Total.			In British Vessels.	In Foreign Vessels.	Total.	
PRODUCE AND MANUFACTURES OF THE UNITED KINGDOM.					PRODUCE AND MANUFACTURES OF THE UNITED KINGDOM.				
COPPER :					COPPER (Cont^d)				
” Ore and Regulus :					” Wrought or partly Wrought, Sheets, Nails, Bars, Rods, Pans, Bottoms, and Plates (British) (Cont ^d) :				
To France - - - -	Tons. 2	Tons. -	Tons. 2	£ 54	To Java - - - -	Cwts. 336	Cwts. 1,328	Cwts. 1,664	£ 8,180
” Unwrought, in Ingots, Cakes, or Slabs (British) :					” Philippine Islands - -	-	515	515	2,488
To Russia - - - -	Cwts. 655	-	Cwts. 655	£ 2,873	” Siam - - - -	740	-	740	3,451
” Denmark - - - -	400	601	1,001	5,014	” Cuba - - - -	187	6,273	6,460	32,062
” Prussia - - - -	1,946	240	2,186	10,550	” United States :				
” Hamburg - - - -	1,638	200	1,838	7,944	N. Atlantic Ports -	3,954	-	3,954	17,781
” Bremen - - - -	200	400	600	2,840	” S. Atlantic Ports -	11	-	11	46
” Holland - - - -	20,399	3,911	24,310	108,455	” New Granada - - - -	305	73	378	2,187
” Belgium - - - -	8,949	2,199	11,148	52,968	” Peru - - - -	874	-	874	4,412
” France - - - -	45,395	120	45,515	197,405	” Chili - - - -	842	-	842	3,961
” Italy : Sardinian States -	3,734	-	3,734	17,108	” Brazil - - - -	7,389	2,694	10,083	51,773
Naples and Sicily -	880	-	880	4,064	” Channel Islands - - - -	498	-	498	2,225
” British India :					” Malta - - - -	591	-	591	2,946
Bombay and Sinde	1,900	-	1,900	8,313	” Mauritius - - - -	343	83	426	2,154
Madras - - - -	1,159	-	1,159	5,306	” British India :				
Bengal and Pegu -	14,830	-	14,830	65,824	Bombay and Sinde	82,999	-	82,999	403,936
” Ceylon - - - -	240	-	240	1,157	Madras - - - -	939	-	939	4,638
” Other Countries - - - -	102,325	7,671	1,390	6,327	Bengal and Pegu -	20,546	-	20,546	100,445
Total - - - -			111,386	496,148	” Singapore and Eastern Straits Settlements -	1,797	-	1,797	8,844
					” Ceylon - - - -	889	-	889	4,291
					” Australia - - - -	1,900	1	1,901	10,141
					” British North America -	1,089	-	1,089	5,067
					” British West India Islands and British Guiana -	1,624	69	1,693	9,254
					” Other Countries - - - -	273,041	23,772	3,514	17,711
					Total - - - -			300,327	1,480,430
FOREIGN AND COLONIAL PRODUCE.					FOREIGN AND COLONIAL PRODUCE.				
” Unwrought, in Bricks or Pigs, Rose Copper, and all Cast Copper (Foreign) :					” Part Wrought, Bars, Rods, Ingots, &c., Hammered or Raised (Foreign) :				
To Russia - - - -	Cwts. 300	-	Cwts. 300	£ 1,244	To Russia - - - -	Cwts. 1,700	-	Cwts. 1,700	£ 7,894
” Prussia - - - -	3,600	-	3,600	14,918	” Prussia - - - -	3,300	-	3,300	15,323
” Hanover - - - -	1,540	-	1,540	6,379	” Hanover - - - -	1,740	-	1,740	8,079
” Hamburg - - - -	2,880	-	2,880	11,934	” Hamburg - - - -	1,880	200	2,080	9,658
” Bremen - - - -	-	500	500	2,074	” Bremen - - - -	-	740	740	3,436
” Holland - - - -	7,000	1,960	8,960	37,128	” Holland - - - -	29,040	1,320	30,360	140,972
” Belgium - - - -	1,700	460	2,160	8,951	” Belgium - - - -	640	360	1,000	4,643
” France - - - -	4,460	-	4,460	18,481	” France - - - -	112,380	680	113,060	524,975
” Italy : Genoa - - - -	1,080	-	1,080	4,475	” British India :				
Naples - - - -	320	-	320	1,326	Madras - - - -	120	-	120	558
” Austrian Territories -	460	-	460	1,906	Bengal and Pegu -	1,600	-	1,600	7,429
” British India :					” Other Countries - - - -	640	-	640	2,972
Bombay and Sinde	860	-	860	3,562	Total - - - -	153,040	3,300	156,340	725,939
Bengal and Pegu -	3,040	-	3,040	12,597					
” Other Countries - - - -	380	-	380	1,575					
Total - - - -	27,620	2,920	30,540	126,550					
PRODUCE AND MANUFACTURES OF THE UNITED KINGDOM.					PRODUCE AND MANUFACTURES OF THE UNITED KINGDOM.				
” Wrought or partly Wrought, Sheets, Nails, Bars, Rods, Pans, Bottoms, and Plates (British) :					” Mixed or Yellow Metal for Sheathing :				
To Russia - - - -	Cwts. 11,351	Cwts. 756	Cwts. 12,107	£ 58,190	To Sweden - - - -	Cwts. 1,001	Cwts. 883	Cwts. 1,884	£ 7,919
” Sweden - - - -	138	1,055	1,193	5,895	” Norway - - - -	359	2,805	3,164	12,906
” Norway - - - -	246	192	438	2,175	” Denmark - - - -	490	493	983	4,077
” Prussia - - - -	128	503	631	2,931	” Hamburg - - - -	7,784	1,894	9,678	41,536
” Hamburg - - - -	7,575	1,629	9,204	42,282	” Bremen - - - -	1,347	10,036	11,383	47,753
” Bremen - - - -	503	1,378	1,881	9,321	” Holland - - - -	15,098	50	15,148	62,518
” Holland - - - -	5,038	529	5,567	26,900	” Belgium - - - -	1,745	641	2,386	9,888
” Belgium - - - -	3,512	1,525	5,037	23,912	” France - - - -	1,988	5	1,993	8,420
” France - - - -	25,154	-	25,154	119,254	” Portugal Proper - - - -	1,809	508	2,317	9,031
” Portugal, Azores, and Madeira - - - -	1,990	725	2,715	12,958	” Spain and the Canaries -	130	896	1,026	4,220
” Spain and the Canaries -	165	970	1,135	5,945	” Italy : Naples and Sicily	539	-	539	2,182
” Italy : Sardinian States -	7,727	-	7,727	37,835	” Austrian Territories -	1,672	159	1,831	7,467
Tuscany - - - -	1,030	-	1,030	5,111	” Java - - - -	1,517	-	1,517	6,766
Naples and Sicily -	4,605	-	4,605	23,105	” Philippine Islands - - -	-	659	659	3,040
” Greece - - - -	2,373	-	2,373	11,686	” Siam, - - - -	903	-	903	3,538
” Ionian Islands - - - -	797	-	797	3,948	” China (exclusive of Hong Kong) - - - -	1,627	-	1,627	6,250
” Turkey Proper - - - -	11,660	2,847	14,507	73,744	” St. Thomas - - - -	741	-	741	2,979
” Syria and Palestine -	18,047	627	18,674	94,432					
” Egypt - - - -	42,289	-	42,289	218,900					
” Persia - - - -	860	-	860	3,913					

PRINCIPAL ARTICLES AND COUNTRIES TO WHICH EXPORTED (Cont ^d).	QUANTITIES.			TOTAL VALUE.	PRINCIPAL ARTICLES AND COUNTRIES TO WHICH EXPORTED (Cont ^d).	QUANTITIES.			TOTAL VALUE.
	In British Vessels.	In Foreign Vessels.	Total.			In British Vessels.	In Foreign Vessels.	Total.	
PRODUCE AND MANUFACTURES OF THE UNITED KINGDOM.					PRODUCE AND MANUFACTURES OF THE UNITED KINGDOM.				
COPPER (Cont^d):					COPPER (Cont^d):				
" Mixed or Yellow Metal for Sheathing (Cont ^d):					" Other Manufactures of Copper:				
To United States:	Cwts.	Cwts.	Cwts.	£	To Russia - - - - -	Cwts.	Cwts.	Cwts.	£
N. Atlantic Ports -	4,952	182	5,134	20,821	" France - - - - -	592	9	601	3,668
S. Atlantic Ports -	5	-	5	20	" Portugal - - - - -	2,010	82	2,010	9,182
Pacific Ports -	604	289	893	3,622	" Italy: Sardinian States -	310	32	392	2,156
" New Granada - - -	918	99	1,017	4,277	" Turkey Proper - - -	7,362	16	7,394	49,164
" Peru - - - - -	1,296	-	1,296	5,278	" Syria and Palestine - -	1,326	-	1,342	8,363
" Chili - - - - -	2,828	-	2,828	11,632	" Egypt - - - - -	499	-	499	2,522
" Brazil - - - - -	1,504	471	1,975	8,029	" Mauritius - - - - -	2,786	-	2,786	16,941
" Channel Islands - -	1,920	-	1,920	8,969	" Hong Kong - - - - -	205	-	205	1,430
" Malta - - - - -	617	-	617	2,619	" British West India Islands and British Guiana -	611	-	611	6,130
" British Possessions in South Africa - - - -	562	-	562	2,146	" Other Countries - - -	440	10	450	3,898
" Mauritius - - - - -	4,684	553	5,237	22,069	" Other Countries - - -	16,141	149	1,924	12,831
" British India:					" Total - - - - -	-	-	18,214	116,285
Bombay and Sinde	30,606	-	30,606	122,767					
Madras - - - - -	11,652	-	11,652	44,635					
Bengal and Pegu -	23,572	-	23,572	96,653					
" Singapore and Eastern Straits Settlements -	10,028	42	10,070	42,754					
" Ceylon - - - - -	312	-	312	1,281					
" Hong Kong - - - - -	12,494	-	12,494	50,916					
" Australia - - - - -	9,627	10	9,637	40,739					
" British North America -	9,470	-	9,470	37,628					
" British West India Islands and British Guiana -	735	7	742	3,134					
" Other Countries - - -	167,136	20,682	11,183	46,161					
" Total - - - - -	-	-	199,001	816,640					
" Tubing:	Cwts.	Cwts.	Cwts.	£	COPPERAS:	Cwts.	Cwts.	Cwts.	£
To Russia - - - - -	646	-	646	3,300	To Russia - - - - -	1,415	1,956	3,371	4,466
" Belgium - - - - -	81	21	102	666	" Holland - - - - -	5,485	697	6,182	2,620
" British India:					" Portugal, Azores, and Madeira - - - - -	5,097	2,683	7,780	3,553
Bombay and Sinde	111	-	111	842	" United States:				
" Canada - - - - -	60	-	60	441	N. Atlantic Ports -	7,446	6,400	13,846	16,489
" Other Countries - - -	898	21	719	4,858	" S. Atlantic Ports -	268	-	268	178
" Total - - - - -	-	-	1,638	10,107	" Pacific Ports - - -	1,084	-	1,084	1,685
					" Australia - - - - -	4,115	-	4,115	2,681
					" Other Countries - - -	24,910	11,736	42,774	16,049
					" Total - - - - -	-	-	79,420	47,721
" Wire of all Sorts, and Manufactures of Wire:	Cwts.	Cwts.	Cwts.	£	CORDAGE and TWINE:	Cwts.	Cwts.	Cwts.	£
To Hamburg - - - - -	219	19	238	1,280	" Cables and Ropes, Hempen:				
" Egypt - - - - -	254	-	254	1,151	To Italy: Sardinian States -	752	46	798	1,633
" British India:					" Turkey Proper - - - -	523	298	821	2,350
Bombay and Sinde	156	-	156	912	" Egypt - - - - -	1,214	3	1,217	2,682
Bengal and Pegu	99	-	95	732	" China (exclusive of Hong Kong) - - - - -	669	-	669	1,671
" Other Countries - - -	728	19	488	3,021	" Foreign West Indies - -	1,480	1,038	2,518	4,566
" Total - - - - -	-	-	1,235	7,096	" United States:				
					N. Atlantic Ports -	1,162	3,725	4,887	9,041
					" S. Atlantic Ports -	1,055	-	1,055	2,549
					" Pacific Ports - - -	6	45	51	151
					" Mexico - - - - -	1,298	2,322	3,620	7,069
					" New Granada - - - - -	749	103	852	2,007
					" Peru - - - - -	3,435	-	3,435	7,434
					" Chili - - - - -	3,305	-	3,305	7,282
					" Brazil - - - - -	4,309	1,502	5,811	12,955
					" Uruguay - - - - -	1,221	70	1,291	2,514
					" Argentine Confederation	1,722	2,090	3,812	7,382
					" British Possessions in South Africa - - - -	1,697	-	1,697	3,617
					" Mauritius - - - - -	1,042	12	1,054	2,557
					" British India:				
					Bombay and Sinde	8,438	-	8,438	17,269
					" Madras - - - - -	951	-	951	1,799
					" Bengal and Pegu	3,809	-	3,809	8,334
					" Singapore and Eastern Straits Settlements -	2,312	-	2,312	5,080
					" Hong Kong - - - - -	1,959	-	1,959	5,222
					" Australia - - - - -	19,445	181	19,626	43,809
					" British North America -	40,176	80	40,256	76,581
					" British West India Islands and British Guiana -	7,606	185	7,791	16,184
					" Other Countries - - -	110,335	11,700	8,680	16,939
					" Total - - - - -	-	-	130,715	268,677
" Coin:	Cwts.	Cwts.	Cwts.	£					
To Haiti - - - - -	262	-	262	2,303					
" Newfoundland - - -	29	-	29	320					
" Demerara - - - - -	12	-	12	210					
" Other Countries - - -	303	-	70	671					
" Total - - - - -	-	-	373	3,504					

PRINCIPAL ARTICLES AND COUNTRIES TO WHICH EXPORTED (Cont ^d).	QUANTITIES.			TOTAL VALUE.	PRINCIPAL ARTICLES AND COUNTRIES TO WHICH EXPORTED (Cont ^d).	QUANTITIES.			TOTAL VALUE.
	In British Vessels.	In Foreign Vessels.	Total.			In British Vessels.	In Foreign Vessels.	Total.	
PRODUCE AND MANUFACTURES OF THE UNITED KINGDOM.									
CORDBAGE and TWINE (Cont^d):									
" Cables and Ropes, Other Kinds:	Cwts.	Cwts.	Cwts.	£					
To Egypt - - - -	891	-	891	1,697					
" Cuba - - - -	342	1,279	1,621	2,970					
" United States:									
N. Atlantic Ports -	1,239	439	1,678	2,872					
S. Atlantic Ports -	508	153	661	1,498					
" British India:									
Bombay and Sinde	438	-	438	902					
" Australia - - - -	1,379	-	1,379	3,276					
" British North America -	4,489	-	4,489	8,761					
	9,286	1,871							
" Other Countries - -	-	-	2,852	5,716					
Total - - - -	-	-	14,009	27,692					
" Twine:	Cwts.	Cwts.	Cwts.	£					
To Norway - - - -	423	488	911	5,840					
" Hamburg - - - -	900	52	952	3,737					
" United States:									
N. Atlantic Ports -	1,487	172	1,659	10,860					
S. Atlantic Ports -	12	11	23	154					
Pacific Ports - -	419	15	434	2,043					
" Brazil - - - -	337	28	365	1,931					
" Uruguay - - - -	469	-	469	2,120					
" Argentine Confederation	2,645	122	2,767	8,664					
" Channel Islands - -	502	-	502	2,024					
" British Possessions in									
South Africa - - -	325	6	331	1,908					
" British India:									
Bombay and Sinde	1,046	-	1,046	5,637					
Bengal and Pegu -	586	20	606	3,495					
" Singapore and Eastern									
Straits Settlements -	425	13	438	1,222					
" Australia - - - -	5,343	6	5,349	27,407					
" British North America -	2,707	78	2,785	14,657					
" British West India Islands									
and British Guiana -	1,382	65	1,447	7,688					
	19,008	1,076							
" Other Countries - -	-	-	3,365	18,457					
Total - - - -	-	-	23,449	117,844					
FOREIGN AND COLONIAL PRODUCE.									
CORN, GRAIN, and MEAL:									
CORN AND GRAIN:									
" Wheat (British):	Cwts.	Cwts.	Cwts.	£					
To France - - - -	12,603	1,190	13,793	8,590					
" Portugal Proper - -	25,062	1,500	26,562	12,838					
" Australia - - - -	9,095	-	9,095	4,418					
	46,760	2,690							
" Other Countries - -	-	-	2,475	1,794					
Total - - - -	-	-	51,925	27,640					
FOREIGN AND COLONIAL PRODUCE.									
" Wheat (Foreign):	Cwts.	Cwts.	Cwts.	£					
To Belgium - - - -	1,563	-	1,563	729					
" Portugal - - - -	13,131	2,143	15,274	7,128					
" Australia - - - -	9,673	-	9,673	4,514					
" Other Countries - -	614	-	614	287					
Total - - - -	24,981	2,143	27,124	12,658					
PRODUCE AND MANUFACTURES OF THE UNITED KINGDOM.									
CORN, GRAIN, and MEAL (Cont^d):									
CORN and GRAIN (Cont^d):									
" Malt:	Quarters.	Quarters.	Quarters.	£					
To Belgium - - - -	2,475	57	2,532	5,758					
" Brazil - - - -	470	352	822	2,387					
" British Possessions in									
South Africa - -	905	-	905	2,478					
" Australia - - - -	56,016	100	56,116	161,479					
	59,866	509							
" Other Countries - -	-	-	1,280	3,178					
Total - - - -	-	-	61,655	175,280					
" Oats:	Cwts.	Cwts.	Cwts.	£					
To British West India Islands									
and British Guiana -	74,601	2,927	77,528	31,635					
" Other Countries - -	-	-	6,996	3,406					
Total - - - -	-	-	84,524	35,041					
" Other Kinds:	Cwts.	Cwts.	Cwts.	£					
To France - - - -	5,607	200	5,807	3,251					
" United States:									
N. Atlantic Ports	295	875	1,170	1,385					
" Channel Islands - -	3,526	-	3,526	1,537					
" Australia - - - -	4,779	4	4,783	3,004					
	14,207	1,079							
" Other Countries - -	-	-	7,463	4,729					
Total - - - -	-	-	22,749	13,906					
MEAL AND FLOUR:									
" Wheat Meal and Flour (British):	Cwts.	Cwts.	Cwts.	£					
To Ascension and St. Helena	2,871	-	2,871	2,242					
" British India:									
Bombay and Sinde	1,168	-	1,168	964					
" Singapore and Eastern									
Straits Settlements -	905	-	905	589					
" Ceylon - - - -	1,211	-	1,211	1,101					
" Australia - - - -	814	13	827	797					
" British North America -	4,500	-	4,500	3,091					
	11,469	13							
" Other Countries - -	-	-	4,202	3,570					
Total - - - -	-	-	15,684	12,354					
FOREIGN AND COLONIAL PRODUCE.									
" Wheat Flour (Foreign):	Cwts.	Cwts.	Cwts.	£					
To Portugal and Madeira -	3,700	1,060	4,760	3,195					
" St. Helena - - - -	2,950	-	2,950	1,979					
" British India:									
Bombay and Sinde	1,848	-	1,848	1,240					
Madras - - - -	2	-	2	1					
" Singapore and Eastern									
Straits Settlement -	5,885	-	5,885	3,948					
" Hong Kong - - - -	1,475	-	1,475	990					
" Other Countries - -	3,612	540	4,152	2,783					
Total - - - -	19,472	1,600	21,072	14,136					

PRINCIPAL ARTICLES AND COUNTRIES TO WHICH EXPORTED (Cont ^d).	QUANTITIES.			TOTAL VALUE.	PRINCIPAL ARTICLES AND COUNTRIES TO WHICH EXPORTED (Cont ^d).	QUANTITIES.			TOTAL VALUE.
	In British Vessels.	In Foreign Vessels.	Total.			In British Vessels.	In Foreign Vessels.	Total.	
PRODUCE AND MANUFACTURES OF THE UNITED KINGDOM.					FOREIGN AND COLONIAL PRODUCE.				
CORN, GRAIN, and MEAL (Cont^d):					COTTON, Raw (Cont^d):				
MEAL and FLOUR (Cont^d):					Of British India:				
" Oatmeal:					To Russia - - - -	Cwts.	Cwts.	Cwts.	£
To Australia - - -	Cwts.	Cwts.	Cwts.	£	" Sweden - - - -	87,966	939	88,905	558,249
" British North America -	6,007	106	6,113	5,508	" Norway - - - -	26,778	23,801	50,579	317,594
	2,861	-	2,861	1,992	" Prussia - - - -	6,072	6,836	11,908	74,772
" Other Countries - - -	8,868	106	2,945	2,652	" Hanover - - - -	32,510	9,403	41,913	263,179
Total - - - -	-	-	11,919	10,152	" Bremen - - - -	13,196	-	13,196	82,860
" Other Kinds:					" Hamburg - - - -	431,701	41,223	472,924	2,969,569
To All Countries - - -	Cwts.	Cwts.	Cwts.	£	" Holland - - - -	12,961	100,427	113,388	711,982
	402	-	402	263	" Belgium - - - -	317,644	12,652	330,296	2,073,983
					" France - - - -	151,022	29,350	180,372	1,132,586
					" Spain - - - -	573,600	40,445	614,045	3,855,691
					" Italy: Genoa - - - -	36	31,257	31,293	196,494
					" United States:	21,973	-	21,973	137,972
					N. Atlantic Ports	6,487	-	6,487	40,733
					" Other Countries - - -	10,356	19	10,375	65,147
					Total - - - -	1,691,302	296,352	1,987,654	12,480,811
					Of Other Countries:				
					To Russia - - - -	Cwts.	Cwts.	Cwts.	£
					" Sweden - - - -	6,041	-	6,041	44,200
					" Norway - - - -	4,426	-	4,426	32,383
					" Prussia - - - -	1,575	3,749	5,324	38,954
					" Hanover - - - -	2,747	67	2,814	20,589
					" Hamburg - - - -	507	-	507	3,709
					" Bremen - - - -	16,245	1,737	17,982	131,568
					" Holland - - - -	3,731	3,371	7,102	51,963
					" Belgium - - - -	15,534	34	15,568	113,906
					" France - - - -	8,450	-	8,450	61,826
					" Spain - - - -	72,320	300	72,620	531,336
					" Italy: Genoa - - - -	-	10,391	10,391	76,028
					" United States:	1,175	-	1,175	8,597
					N. Atlantic Ports	1,329	-	1,329	9,724
					" Other Countries - - -	5,643	55	5,698	41,691
					Total - - - -	139,723	19,704	159,427	1,166,474
					Total of Cotton, Raw:				
					To Russia - - - -	Cwts.	Cwts.	Cwts.	£
					" Sweden - - - -	273,453	2,785	276,238	2,263,233
					" Norway - - - -	40,380	25,065	65,445	448,495
					" Prussia - - - -	6,668	10,868	17,536	116,743
					" Hanover - - - -	50,232	9,835	60,067	427,652
					" Hamburg - - - -	15,111	-	15,111	99,984
					" Bremen - - - -	536,486	50,917	587,403	4,010,483
					" Holland - - - -	19,635	107,562	127,197	827,809
					" Belgium - - - -	418,469	12,703	431,172	2,977,403
					" France - - - -	200,347	29,350	229,697	1,576,072
					" Spain - - - -	732,342	41,145	773,487	5,199,894
					" Italy: Genoa - - - -	4,292	62,768	67,060	515,299
					" United States:	23,367	-	23,367	148,572
					N. Atlantic Ports	13,435	-	13,435	103,455
					" Other Countries - - -	17,234	95	17,329	119,164
					Total - - - -	2,351,451	353,093	2,704,544	18,834,258
					PRODUCE AND MANUFACTURES OF THE UNITED KINGDOM.				
					COTTON TWIST and YARN (British):				
					To Russia - - - -	Lbs.	Lbs.	Lbs.	£
					" Sweden - - - -	1,613,621	71,961	1,685,582	204,900
					" Norway - - - -	1,431,516	224	1,431,740	129,687
					" Denmark - - - -	162,672	267,807	430,479	33,507
					" Prussia - - - -	754,972	627,038	1,382,010	110,993
					" Hanover - - - -	3,157,411	263,713	3,421,124	290,492
					" Hamburg - - - -	362,367	-	362,367	37,021
					" Bremen - - - -	18,344,813	2,149,537	20,494,350	2,377,847
					" Holland - - - -	340,775	1,504,123	1,844,898	203,414
					" Belgium - - - -	20,835,590	-	20,835,590	2,053,216
					" France - - - -	1,951,927	9,506	1,961,433	231,500
					" Portugal, Azores, and Madeira - - - -	1,509,154	51,932	1,561,086	286,430
					Total - - - -	135,515	330	135,845	16,696

PRINCIPAL ARTICLES AND COUNTRIES TO WHICH EXPORTED (Cont ^d).	QUANTITIES.			TOTAL VALUE.	PRINCIPAL ARTICLES AND COUNTRIES TO WHICH EXPORTED (Cont ^d).	QUANTITIES.			TOTAL VALUE.
	In British Vessels.	In Foreign Vessels.	Total.			In British Vessels.	In Foreign Vessels.	Total.	
PRODUCE AND MANUFACTURES OF THE UNITED KINGDOM.				PRODUCE AND MANUFACTURES OF THE UNITED KINGDOM.					
COTTON TWIST AND YARN (British) (Cont^d):				COTTON MANUFACTURES (Cont^d):					
	Lbs.	Lbs.	Lbs.	£	Heavy Cottons, Plain (Cont^d):	Yards.	Yards.	Yards.	£
To Spain and the Canaries -	8,506	190,286	198,792	29,762	To Italy: Sardinian States -	2,821,159	-	2,821,159	64,617
" Italy: Sardinian States -	1,527,022	-	1,527,022	116,280	Tuscany -	8,115,312	-	8,115,312	170,346
" Tuscany -	3,154,682	-	3,154,682	219,040	Naples and Sicily	11,003,385	218	11,003,603	241,846
" Naples and Sicily- Adriatic Ports of Ancona and the Romagna -	7,240,109	-	7,240,109	562,510	Adriatic Ports of Ancona and the Romagna -	2,088,325	-	2,088,325	46,266
" Austrian Territories -	1,049,451	-	1,049,451	76,036	" Austrian Territories -	5,936,340	-	5,936,340	124,244
" Greece -	1,652,950	-	1,652,950	133,063	" Greece -	6,741,252	-	6,741,252	160,837
" Ionian Islands -	984,426	-	984,426	82,658	" Ionian Islands -	7,236,947	-	7,236,947	157,469
" Turkey Proper -	904,391	-	904,391	72,122	" Turkey Proper -	74,950,123	-	74,950,123	1,609,868
" Syria and Palestine -	8,030,196	7,475	8,037,671	681,185	" Syria and Palestine -	29,370,245	60,254	29,430,499	660,564
" Egypt -	743,520	-	743,520	67,333	" Egypt -	90,670,706	27,970	90,698,676	1,885,844
" Java -	2,297,338	9,000	2,306,338	211,802	" Tunis -	1,356,290	-	1,356,290	26,078
" Philippine Islands -	453,220	31,568	484,788	50,096	" Morocco -	8,636,106	-	8,636,106	204,690
" China (exclusive of Hong Kong) -	29,000	74,625	103,625	15,886	" Eastern Africa (Native)-	1,316,200	353,000	1,669,200	27,573
" Japan -	218,120	-	218,120	22,762	" Java -	10,550,223	3,335,587	13,885,810	288,853
" United States:	913,232	-	913,232	88,519	" Philippine Islands -	163,868	11,398,916	11,562,784	244,606
N. Atlantic Ports-	266,657	3,600	270,257	30,989	" China (exclusive of Hong Kong) -	80,369,715	-	80,369,715	1,724,396
S. Atlantic Ports -	1,000	-	1,000	288	" Japan -	22,144,353	-	22,144,353	464,748
Pacific Ports -	-	4,800	4,800	400	" Cuba -	204,989	5,158,306	5,363,295	125,338
" Mexico -	166,018	-	166,018	16,839	" Porto Rico -	79,060	1,552,492	1,631,552	37,501
" New Granada -	290,409	100	290,509	29,059	" St. Thomas -	3,252,038	35,150	3,287,188	63,002
" Argentine Confederation -	142,037	3,000	145,037	10,270	" Hayti -	1,468,077	424,584	1,892,661	46,774
" Gibraltar -	138,350	-	138,350	10,149	" United States:	43,321,581	128,531	43,450,112	969,735
" Malta -	532,526	-	532,526	33,907	N. Atlantic Ports -	246,837	55,046	301,883	9,168
" British India:	-	-	-	-	S. Atlantic Ports -	70,060	845,551	915,611	21,940
Bombay and Sinde	3,361,582	-	3,361,582	359,536	Pacific Ports -	11,293,796	2,504,826	13,798,622	338,737
Madras -	2,381,229	-	2,381,229	298,032	" Mexico -	1,590,107	44,355	1,634,462	32,069
Bengal and Pegu-	7,860,149	-	7,860,149	824,981	" Central America -	22,009,898	-	22,009,898	444,063
" Singapore and Eastern Straits Settlements -	1,204,380	92,920	1,297,300	127,181	" New Granada -	1,955,993	504,429	2,460,422	59,643
" Ceylon -	335,400	-	335,400	34,941	" Venezuela -	7,563,069	-	7,563,069	148,461
" Hong Kong -	860,088	-	860,088	81,652	" Peru -	19,674,087	-	19,674,087	378,792
" British North America -	378,198	-	378,198	27,009	" Chili -	51,069,787	1,891,076	52,960,863	1,178,421
	97,724,519	5,363,545	103,088,064	10,342,737	" Uruguay -	5,938,514	1,560	5,940,074	129,891
" Other Countries -	-	-	445,545	52,747	" Argentine Confederation-	14,051,777	-	14,051,777	299,204
Total -	-	-	103,533,609	10,342,737	" Gibraltar -	9,399,921	-	9,399,921	203,914
					" Malta -	9,630,348	1,146	9,631,494	177,640
					" Western Africa (British)	1,997,948	-	1,997,948	41,614
					" British Possessions in South Africa -	5,135,325	22,358	5,157,683	147,428
					" Mauritius -	3,788,055	257,194	4,045,249	81,888
					" British India:	99,723,348	-	99,723,348	1,867,887
					Bombay and Sinde	9,914,016	-	9,914,016	215,679
					Madras -	218,097,349	240,200	218,337,549	4,058,810
					Bengal and Pegu-	28,345,442	3,427,520	31,772,962	616,725
					" Singapore and Eastern Straits Settlements -	11,473,071	-	11,473,071	263,870
					" Ceylon -	33,650,728	-	33,650,728	713,272
					" Hong Kong -	11,913,254	8,961	11,922,215	391,254
					" Australia -	10,659,580	5,118	10,664,698	261,578
					" British North America -	8,666,547	149,889	8,816,436	189,130
					" British West India Islands and British Guiana -	1,061,409,269	42,804,446	1,104,213,715	23,309,882
					" Other Countries -	-	-	3,748,107	82,876
					Total -	-	-	1,107,961,822	23,309,882
FOREIGN AND COLONIAL PRODUCE.				PRODUCE AND MANUFACTURES OF THE UNITED KINGDOM.					
COTTON YARN (Foreign):				COTTON MANUFACTURES:					
	Lbs.	Lbs.	Lbs.	£	Heavy Cottons, Plain:	Yards.	Yards.	Yards.	£
To Hamburg -	68,640	-	68,640	12,500	To Russia -	501,740	14,293	516,033	17,389
" Holland -	80,456	6,155	86,611	9,035	" Norway -	496,913	851,676	1,348,589	36,784
" British India:	-	-	-	-	" Denmark -	679,755	426,139	1,105,894	29,388
Bombay and Sinde	119,964	-	119,964	20,520	" Hamburg -	35,243,407	230,735	35,474,142	732,298
Madras -	57,802	-	57,802	9,282	" Holland -	12,686,896	64,274	12,751,170	354,582
Bengal and Pegu-	341,655	18,644	360,299	64,241	" Belgium -	1,236,804	60,785	1,297,589	34,718
" Singapore and Eastern Straits Settlements -	34,004	-	34,004	3,676	" France -	9,268,761	4,964,960	14,233,721	370,194
" Ceylon -	18,255	-	18,255	2,969	" Portugal, Azores, and Madeira -	12,323,387	251,246	12,574,633	273,471
" Other Countries -	49,373	14,808	64,181	7,238	" Spain and the Canaries -	1,609,767	821,904	2,431,671	71,047
Total -	770,149	39,607	809,756	129,461	" Italy: Sardinian States -	3,623,811	-	3,623,811	93,798
					Tuscany -	5,079,672	-	5,079,672	122,342
					" Naples and Sicily Adriatic Ports of Ancona and the Romagna -	10,002,008	-	10,002,008	266,959
						2,366,014	-	2,366,014	54,629

PRINCIPAL ARTICLES AND COUNTRIES TO WHICH EXPORTED (Contd).	QUANTITIES.			TOTAL VALUE.	PRINCIPAL ARTICLES AND COUNTRIES TO WHICH EXPORTED (Contd).	QUANTITIES.			TOTAL VALUE.
	In British Vessels.	In Foreign Vessels.	Total.			In British Vessels.	In Foreign Vessels.	Total.	
PRODUCE AND MANUFACTURES OF THE UNITED KINGDOM.					PRODUCE AND MANUFACTURES OF THE UNITED KINGDOM.				
COTTON MANUFACTURES (Contd):					COTTON MANUFACTURES (Contd):				
" Heavy Cottons, Printed (Contd)					" Light Cottons, Plain (Contd):				
	Yards.	Yards.	Yards.	£		Yards.	Yards.	Yards.	£
To Austrian Territories	3,338,266	-	3,338,266	77,750	To Mexico	3,743,443	210,394	3,953,837	83,328
" Greece	5,026,839	-	5,026,839	123,777	" New Granada	5,680,442	497,087	6,177,529	125,987
" Ionian Islands	3,558,829	-	3,558,829	78,128	" Peru	2,198,656	-	2,198,656	44,573
" Turkey Proper	65,670,263	16,130	65,686,393	1,808,949	" Chili	1,144,754	-	1,144,754	24,285
" Syria and Palestine	12,476,939	6,550	12,483,489	293,989	" Brazil	3,591,648	212,095	3,803,743	93,013
" Egypt	9,453,910	2,560	9,456,470	222,106	" Gibraltar	3,240,742	-	3,240,742	72,362
" Western Africa (Foreign)	8,518,985	246,980	8,765,965	188,618	" British Possessions in South Africa	1,286,056	-	1,286,056	37,995
" Java	7,046,355	1,395,041	8,441,396	199,968	" British India:				
" Philippine Islands	140,752	9,122,351	9,263,103	242,889	Bombay and Sinde	33,704,968	-	33,704,968	652,535
" China (exclusive of Hong Kong)	8,151,147	-	8,151,147	219,702	Bengal and Pegu	54,359,828	328,000	54,687,828	958,425
" Japan	3,761,943	-	3,761,943	115,834	" Singapore and Eastern Straits Settlements	3,379,390	211,276	3,590,666	80,871
" Cuba	409,816	7,532,698	7,942,514	169,712	" Australia	3,308,058	2,000	3,310,058	108,236
" Porto Rico	112,612	1,250,686	1,363,298	27,675	" British North America	2,063,717	420	2,064,137	53,343
" Curaçoa	1,071,568	146,373	1,217,941	25,446	" British West India Islands and British Guiana	1,440,434	38,161	1,478,595	33,748
" St. Thomas	6,069,776	337,179	6,406,955	139,089	" British Honduras	996,141	6,820	1,002,961	19,456
" Hayti	3,102,521	488,617	3,591,138	93,732		165,780,103	6,211,463		
" United States:					" Other Countries	-	-	9,240,794	207,405
N. Atlantic Ports	39,784,522	37,408	39,821,930	953,236				181,232,360	3,737,163
S. Atlantic Ports	390,840	257,928	648,768	16,475					
Pacific Ports	116,538	1,199,904	1,316,442	28,513					
" Mexico	15,192,690	2,780,895	17,973,585	434,000					
" Central America	1,429,970	28,280	1,458,250	29,972					
" New Granada	30,610,641	1,198	30,611,839	655,016					
" Venezuela	3,488,079	945,581	4,433,660	112,007					
" Peru	7,115,222	-	7,115,222	149,389					
" Chili	9,999,954	-	9,999,954	204,069					
" Brazil	49,623,804	1,267,405	50,891,209	1,264,449					
" Uruguay	4,875,753	1,200	4,876,953	116,129					
" Argentine Confederation	7,139,822	-	7,139,822	190,117					
" Gibraltar	3,164,724	-	3,164,724	88,320					
" Malta	2,216,394	-	2,216,394	50,449					
" Western Africa (British)	7,385,997	-	7,385,997	177,197					
" British Possessions in South Africa	2,265,841	47,035	2,312,876	69,074					
" Mauritius	3,379,454	367,183	3,746,637	78,673					
" British India:									
Bombay and Sinde	12,976,107	-	12,976,107	285,224					
Madras	8,154,274	-	8,154,274	179,991					
Bengal and Pegu	24,821,543	71,300	24,892,843	516,022					
" Singapore and Eastern Straits Settlements	4,551,776	567,985	5,119,761	122,479					
" Ceylon	3,750,781	-	3,750,781	109,145					
" Hong Kong	3,303,816	-	3,303,816	93,485					
" Australia	8,685,004	2,959	8,687,963	264,973					
" British North America	10,545,795	1,500	10,547,295	267,579					
" British West India Islands and British Guiana	14,453,174	312,819	14,765,993	295,779					
	512,451,971	36,121,757							
" Other Countries	-	-	3,905,685	95,156					
Total	-	-	552,479,413	13,331,881					
" Light Cottons, Plain:					" Light Cottons, Printed:				
	Yards.	Yards.	Yards.	£		Yards.	Yards.	Yards.	£
To Sweden	1,204,732	-	1,204,732	28,175	To Hamburg	1,150,184	76,399	1,226,583	29,929
" Holland	1,385,401	10,144	1,395,545	40,087	" Holland	3,129,413	80,806	3,210,219	80,595
" Belgium	748,726	1,723	750,449	20,789	" Belgium	1,466,284	-	1,466,284	46,317
" France	1,087,897	-	1,087,897	38,199	" France	719,669	-	719,669	20,399
" Portugal, Azores, and Madeira	2,779,999	24,288	2,804,287	55,087	" Portugal, Azores, and Madeira	2,506,844	14,832	2,521,676	61,530
" Italy: Tuscany	1,669,128	-	1,669,128	35,559	" Syria and Palestine	1,604,652	1,190	1,605,842	41,148
Naples and Sicily	1,423,493	-	1,423,493	31,718	" Western Africa (Foreign)	923,189	-	923,189	18,348
" Austrian Territories	1,731,775	-	1,731,775	37,276	" Java	4,667,052	774,320	5,441,372	136,866
" Turkey Proper	6,653,153	-	6,653,153	142,166	" Philippine Islands	-	5,293,591	5,293,591	148,965
" Syria and Palestine	2,460,893	16,900	2,477,793	53,488	" Cuba	41,760	2,518,094	2,559,854	55,501
" Egypt	9,641,098	12,750	9,653,848	197,054	" St. Thomas	1,548,323	81,834	1,630,157	31,766
" Tunis	1,500,974	-	1,500,974	19,885	" Hayti	761,628	7,840	769,468	17,262
" Java	2,850,558	237,136	3,087,694	75,552	" United States:				
" Philippine Islands	-	2,335,933	2,335,933	51,831	N. Atlantic Ports	12,791,765	132,680	12,924,445	321,236
" Porto Rico	-	1,795,205	1,795,205	43,505	S. Atlantic Ports	98,502	1,920	100,422	2,749
" St. Thomas	1,109,641	45,050	1,154,691	22,341	Pacific Ports	1,242,046	199,452	1,441,498	26,606
" United States:					" Mexico	5,302,685	395,436	5,698,121	118,976
N. Atlantic Ports	8,051,979	-	8,051,979	218,386	" New Granada	8,358,289	12,931	8,371,220	170,333
S. Atlantic Ports	92,703	20,268	112,971	3,074	" Venezuela	614,825	368,093	982,918	21,404
Pacific Ports	1,249,676	205,813	1,455,489	27,429	" Peru	2,449,548	-	2,449,548	51,232
					" Chili	1,181,539	-	1,181,539	24,278
					" Brazil	4,296,968	757,679	5,054,647	116,924
					" Uruguay	694,567	-	694,567	16,054
					" Argentine Confederation	1,011,600	-	1,011,600	25,708
					" Gibraltar	1,449,926	-	1,449,926	35,624
					" Mauritius	960,064	6,300	966,364	19,090
					" British India:				
					Bombay and Sinde	17,138,868	-	17,138,868	451,331
					Bengal and Pegu	22,831,828	39,900	22,871,728	587,641
					" Singapore and Eastern Straits Settlements	2,678,359	10,700	2,689,059	66,778
					" Australia	1,239,083	-	1,239,083	38,860
					" British North America	5,117,298	10,501	5,127,799	83,439
					" British West India Islands and British Guiana	2,745,036	25,527	2,770,563	57,317
					" British Honduras	1,188,147	7,316	1,195,463	19,206
						111,909,941	10,817,341		
					" Other Countries	-	-	5,981,114	134,628
					Total	-	-	128,708,396	3,078,040

PRINCIPAL ARTICLES AND COUNTRIES TO WHICH EXPORTED (Contd.)	QUANTITIES.			TOTAL VALUE.	PRINCIPAL ARTICLES AND COUNTRIES TO WHICH EXPORTED (Contd.)	QUANTITIES.			TOTAL VALUE.
	In British Vessels.	In Foreign Vessels.	Total.			In British Vessels.	In Foreign Vessels.	Total.	
PRODUCE AND MANUFACTURES OF THE UNITED KINGDOM.				PRODUCE AND MANUFACTURES OF THE UNITED KINGDOM.					
COTTON MANUFACTURES (Contd.):				COTTON MANUFACTURES (Contd.):					
" Handkerchiefs and Shawls, Printed or Dyed:				" Mixed Goods (Contd.):					
	Yards.	Yards.	Yards.	£	To Italy: Sardinian States -	Yards.	Yards.	Yards.	£
To Hamburg -	389,248	940	390,188	9,882	Tuscany -	310,953	-	310,953	11,287
" France -	531,621	-	531,621	13,694	Naples and Sicily	266,600	-	266,600	11,219
" Portugal, Azores, and Madeira -	2,168,939	11,025	2,179,964	50,852	" Turkey Proper -	112,505	-	112,505	6,010
" Spain and the Canaries -	227,277	388,631	615,908	20,527	" Egypt -	419,725	546	420,271	9,345
" Italy: Sardinian States -	377,032	-	377,032	8,324	" China (exclusive of Hong Kong) -	107,130	-	107,130	6,087
Naples and Sicily	2,002,601	-	2,002,601	46,984	" Cuba -	23,453	334,551	358,004	14,784
" Austrian Territories -	423,080	-	423,080	9,269	" Porto Rico -	23,000	86,902	109,902	5,663
" Turkey Proper -	339,803	-	339,803	10,070	" St. Thomas -	136,067	-	136,067	4,027
" Syria and Palestine -	506,019	3,000	509,019	13,945	" United States:				
" Tunis -	924,550	-	924,550	11,880	N. Atlantic Ports	9,530,836	151,000	9,681,836	350,206
" Western Africa (Foreign)	374,002	-	374,002	9,043	S. Atlantic Ports	17,254	16,780	34,034	1,402
" Cuba -	32,976	481,887	514,863	14,252	Pacific Ports -	3,981	-	3,981	376
" United States:					" Mexico -	111,027	-	111,027	4,548
N. Atlantic Ports	1,695,878	7,200	1,703,078	33,653	" New Granada -	291,654	-	291,654	9,772
S. Atlantic Ports	26,156	9,528	35,684	1,101	" Peru -	84,972	-	84,972	4,111
Pacific Ports -	4,600	27,300	31,900	907	" Brazil -	623,778	77,816	701,594	25,206
" Mexico -	1,695,663	172,559	1,868,222	44,946	" Uruguay -	204,311	-	204,311	9,007
" New Granada -	2,005,137	-	2,005,137	47,317	" Argentine Confederation	400,844	-	400,844	18,313
" Venezuela -	175,162	76,898	252,060	6,283	" Gibraltar -	185,429	-	185,429	6,342
" Peru -	228,155	-	228,155	6,119	" Australia -	165,024	-	165,024	7,814
" Chili -	354,256	-	354,256	9,201	" British North America -	710,511	-	710,511	26,528
" Brazil -	1,321,487	44,188	1,365,675	39,749	" British West India Islands and British Guiana -	132,508	6,682	139,190	4,659
" Argentine Confederation	203,833	-	203,833	6,463					
" Gibraltar -	1,936,139	-	1,936,139	49,384					
" Western Africa (British)	175,910	-	175,910	6,265					
" British India:									
Bombay and Sinde	230,103	-	230,103	6,093	" Other Countries -	15,216,344	702,602	768,032	29,381
" British West India Islands and British Guiana -	383,597	3,430	387,027	12,042					
" Other Countries -	18,733,224	1,226,586	2,512,867	61,389					
Total -			22,472,677	549,634				16,686,978	616,350
				(Entered at Value only.)					
" Fustians, &c., Plain and Coloured:				" Lace and Patent Net:					
	Yards.	Yards.	Yards.	£	To Sweden -	£	£	£	
To Hamburg -	47,939	13,646	61,585	4,873	" Denmark -	1,908	899	2,807	
" Holland -	200,738	111	200,849	14,090	" Hamburg -	22,203	10,580	32,783	
" France -	1,913,978	-	1,913,978	79,813	" Bremen -	889	6,465	7,354	
" Italy: Sardinian States -	183,802	-	183,802	10,043	" Holland -	41,634	-	41,634	
Naples and Sicily	350,840	-	350,840	26,537	" Belgium -	18,603	907	19,510	
" Turkey Proper -	103,176	-	103,176	5,143	" France -	75,520	127	75,647	
" China (exclusive of Hong Kong) -	175,275	-	175,275	8,821	" Portugal, Azores, and Madeira -	2,694	48	2,742	
" Japan -	461,151	-	461,151	24,675	" Spain and the Canaries -	267	2,790	3,057	
" United States:					" Italy: Sardinian States -	2,463	-	2,463	
N. Atlantic Ports	344,948	6,800	351,748	25,640	Tuscany -	3,540	-	3,540	
" Mexico -	80,553	-	80,553	4,370	Naples and Sicily	12,232	-	12,232	
" British Possessions in South Africa -	79,754	-	79,754	6,439	" Austrian Territories -	2,783	-	2,783	
" British India:					" Egypt -	2,144	-	2,144	
Bengal and Pegu -	60,862	-	60,862	3,043	" Cuba -	518	2,277	2,795	
" Hong Kong -	43,466	-	43,466	2,389	" United States:				
" Australia -	108,579	-	108,579	5,764	N. Atlantic Ports -	165,363	-	165,363	
" British North America -	28,863	-	28,863	1,967	S. Atlantic Ports -	1,746	-	1,746	
					Pacific Ports -	548	40	588	
" Other Countries -	4,183,924	20,557	557,589	29,806	" Mexico -	3,796	454	4,250	
					" New Granada -	10,135	-	10,135	
Total -			4,762,070	253,413	" Peru -	3,061	-	3,061	
					" Brazil -	8,676	158	8,834	
					" Gibraltar -	13,728	-	13,728	
					" Malta -	2,379	-	2,379	
					" British India:				
					Bombay and Sinde	3,638	-	3,638	
					Bengal and Pegu -	13,185	-	13,185	
					" Australia -	6,665	-	6,665	
					" British North America -	2,375	-	2,375	
					" Other Countries -	424,764	24,745	16,102	
					Total -			465,611	
" Mixed Goods:	Yards.	Yards.	Yards.	£					
To Hamburg -	200,798	13,175	213,973	8,685					
" Holland -	372,069	2,946	375,015	11,104					
" Belgium -	220,269	12,204	232,473	10,095					
" Portugal, Azores, and Madeira -	445,679	-	445,679	15,897					

PRINCIPAL ARTICLES AND COUNTRIES TO WHICH EXPORTED (Cont ^d).	QUANTITIES.			TOTAL VALUE.
	In British Vessels.	In Foreign Vessels.	Total.	
PRODUCE AND MANUFACTURES OF THE UNITED KINGDOM.				
COTTON MANUFACTURES (Cont^d):				
" HOSIERY:				
Stockings and Socks:				
To Cuba - - - - -	Dozen Pairs. 30	Dozen Pairs. 35,729	Dozen Pairs. 35,759	£ 11,307
" United States:				
N. Atlantic Ports -	86,709	-	86,709	42,029
S. Atlantic Ports -	1,939	555	2,494	1,284
Pacific Ports -	1,133	560	1,693	919
" Mexico - - - - -	11,001	4,328	15,329	5,596
" New Granada - - -	20,624	-	20,624	6,824
" Chili - - - - -	11,480	-	11,480	3,263
" Brazil - - - - -	31,423	2,187	33,610	11,730
" Uruguay - - - - -	14,743	4	14,747	4,247
" Argentine Confederation	37,629	-	37,629	10,034
" British Possessions in				
South Africa - - -	12,136	191	12,327	4,465
" Mauritius - - - - -	8,288	125	8,413	3,109
" British India:				
Bombay and Sinde	7,721	-	7,721	3,603
Bengal and Pegu -	27,859	-	27,859	9,370
" Australia - - - - -	218,024	6	218,030	90,738
" British North America	9,589	-	9,589	3,419
" British West India Islands				
and British Guiana -	28,774	415	29,189	11,946
" Other Countries - - -	529,102	44,100	40,223	16,651
Total - - - - -	-	-	613,425	240,534
Gloves:				
To United States:	Dozen Pairs.	Dozen Pairs.	Dozen Pairs.	£
N. Atlantic Ports -	20,292	-	20,292	6,045
" Australia - - - - -	3,780	-	3,780	1,621
" British North America	2,681	-	2,681	595
" Other Countries - - -	26,753	-	3,008	701
Total - - - - -	-	-	29,761	8,962
Shirts and Drawers:				
To Cuba - - - - -	Dozen Pairs. -	Dozen Pairs. 907	Dozen Pairs. 907	£ 1,212
" St. Thomas - - - - -	2,615	625	3,240	1,460
" United States:				
N. Atlantic Ports -	2,606	-	2,606	3,120
S. Atlantic Ports -	117	-	117	148
Pacific Ports -	-	283	283	218
" Mexico - - - - -	2,529	703	3,232	3,572
" New Granada - - - -	4,185	47	4,232	4,242
" Peru - - - - -	1,547	-	1,547	1,741
" Chili - - - - -	2,080	-	2,080	2,873
" Brazil - - - - -	11,614	330	11,944	12,762
" Uruguay - - - - -	2,345	-	2,345	3,155
" Argentine Confederation	6,286	20	6,306	7,812
" Australia - - - - -	2,739	-	2,739	3,775
" British West India Islands				
and British Guiana -	4,161	349	4,510	4,815
" Other Countries - - -	42,824	3,264	6,952	6,677
Total - - - - -	-	-	53,040	57,582
<i>(Entered at Value only.)</i>				
Hosiery of Other Sorts:				
To Russia - - - - -	£ 2,483	£ -	£ 2,483	(See under
" France - - - - -	18,189	127	18,316	Quantities.)
" Egypt - - - - -	5,790	-	5,790	
" United States:				
N. Atlantic Ports -	46,792	478	47,270	
S. Atlantic Ports -	2,444	-	2,444	
Pacific Ports -	99	-	99	

PRINCIPAL ARTICLES AND COUNTRIES TO WHICH EXPORTED (Cont ^d).	QUANTITIES.			TOTAL VALUE.
	In British Vessels.	In Foreign Vessels.	Total.	
PRODUCE AND MANUFACTURES OF THE UNITED KINGDOM.				
COTTON MANUFACTURES (Cont^d):				
" HOSIERY (Cont^d):				
" Hosiery of Other Sorts (Cont^d):				
To Mexico - - - - -	£ 2,079	£ 211	£ 2,290	
" New Granada - - - -	3,670	-	3,670	
" Brazil - - - - -	3,150	84	3,234	
" Argentine Confederation	4,409	-	4,409	
" Gibraltar - - - - -	2,874	-	2,874	
" British Possessions in				
South Africa - - -	3,828	-	3,828	
" British India:				
Bengal and Pegu	2,517	-	2,517	(See under
" Australia - - - - -	11,589	-	11,589	Quantities.)
" British North America	6,431	-	6,431	
" British West India Islands				
and British Guiana -	2,023	10	2,033	
" Other Countries - - -	118,367	910	27,482	
Total - - - - -	-	-	146,759	
Counterpanes and Bed Quilts:				
To Italy: Naples and Sicily -	No. 7,453	No. -	No. 7,453	£ 2,015
" United States:				
N. Atlantic Ports -	53,372	12	53,384	19,806
Pacific Ports -	1,706	260	1,966	646
" New Granada - - - -	9,073	-	9,073	2,443
" Brazil - - - - -	58,239	15,520	73,759	6,262
" Argentine Confederation	38,175	-	38,175	3,326
" Australia - - - - -	40,259	-	40,259	9,264
" Other Countries - - -	208,277	15,792	55,214	10,555
Total - - - - -	-	-	279,283	54,317
Thread for Sewing:				
To Russia - - - - -	Lbs. 106,028	Lbs. 3,155	Lbs. 109,183	£ 16,325
" Sweden - - - - -	42,166	1,435	43,601	5,622
" Denmark - - - - -	29,800	31,901	61,701	8,189
" Hamburg - - - - -	36,945	12,988	49,933	9,300
" Holland - - - - -	186,048	825	186,873	28,709
" Belgium - - - - -	157,001	2,358	159,359	30,038
" France - - - - -	83,389	1,110	84,499	19,083
" Portugal, Azores, and				
Madeira - - - - -	87,581	1,342	88,923	12,068
" Spain and the Canaries -	14,130	7,632	21,762	4,076
" Italy: Tuscany - - - -	169,881	-	169,881	20,815
" Austrian Territories -	28,818	-	28,818	4,015
" Turkey Proper - - - -	60,733	450	61,183	7,150
" Java - - - - -	40,870	10,436	51,306	7,417
" Philippine Islands -	-	84,784	84,784	13,205
" Cuba - - - - -	3,362	183,926	187,288	32,957
" St. Thomas - - - - -	46,088	300	46,388	6,332
" Hayti - - - - -	46,147	4,231	50,378	4,812
" United States:				
N. Atlantic Ports -	835,795	668	836,463	198,137
S. Atlantic Ports -	300	767	1,067	137
Pacific Ports -	11,564	14,268	25,832	4,103
" Mexico - - - - -	314,478	31,496	345,974	53,261
" New Granada - - - -	204,357	1,000	205,357	25,768
" Venezuela - - - - -	22,172	20,704	42,876	5,566
" Peru - - - - -	100,974	-	100,974	11,573
" Chili - - - - -	139,115	-	139,115	18,586
" Brazil - - - - -	290,193	39,624	329,817	54,604
" Uruguay - - - - -	51,765	-	51,765	10,863
" Argentine Confederation	99,532	400	99,932	13,660
" Gibraltar - - - - -	48,377	-	48,377	5,392
" British India:				
Bombay and Sinde	159,836	-	159,836	21,150
Bengal and Pegu -	149,829	-	149,829	21,639
" Singapore and Eastern				
Straits Settlements -	47,692	4,692	52,384	8,340

PRINCIPAL ARTICLES AND COUNTRIES TO WHICH EXPORTED (Cont ^d).	QUANTITIES.			TOTAL VALUE.
	In British Vessels.	In Foreign Vessels.	Total.	
PRODUCE AND MANUFACTURES OF THE UNITED KINGDOM.				
COTTON MANUFACTURES (Cont^d):				
Thread for Sewing (Cont^d):				
To Hong Kong - - -	Lbs. 52,677	Lbs. -	Lbs. 52,677	£ 7,476
" Australia - - -	50,633	-	50,633	7,407
" British North America - -	146,543	-	146,543	16,759
" British West India Islands and British Guiana -	63,881	2,740	66,621	7,728
	3,928,700	463,232		
" Other Countries - - -	-	-	233,906	31,064
Total - - -	-	-	4,625,838	753,326
<i>(Entered at Value only.)</i>				
Small Wares, Tapes, &c.:				
To Norway - - -	£ 4,652	£ 12,121	£ 16,773	
" Denmark - - -	1,030	1,229	2,259	
" Hamburg - - -	3,194	1,183	4,377	
" Belgium - - -	1,849	193	2,042	
" France - - -	19,682	-	19,682	
" Spain and the Canaries - -	285	6,328	6,613	
" Turkey Proper - - -	5,408	-	5,408	
" Egypt - - -	4,674	-	4,674	
" Cuba - - -	265	2,642	2,907	
" Porto Rico - - -	-	2,617	2,617	
" St. Thomas - - -	2,196	127	2,323	
" United States:				
N. Atlantic Ports -	118,070	299	118,369	
S. Atlantic Ports -	1,395	872	2,267	
Pacific Ports -	600	-	600	
" Mexico - - -	2,725	881	3,606	(See under
" New Granada - - -	16,778	-	16,778	Quantities.)
" Peru - - -	5,279	-	5,279	
" Chili - - -	3,507	-	3,507	
" Brazil - - -	14,881	1,164	16,045	
" Uruguay - - -	2,849	-	2,849	
" Argentine Confederation -	7,510	45	7,555	
" Gibraltar - - -	3,129	-	3,129	
" British Possessions in South Africa - - -	2,032	-	2,032	
" Mauritius - - -	2,027	-	2,027	
" British India:				
Bengal and Pegu -	4,052	-	4,052	
Australia - - -	9,199	-	9,199	
" British North America -	28,364	186	28,550	
" Other Countries - - -	265,632	29,887		
Total - - -	-	-	319,930	
FOREIGN AND COLONIAL PRODUCE.				
Of INDIA and CHINA (Foreign):				
Piece Goods:				
To France - - -	Pieces. 1,615	Pieces. -	Pieces. 1,615	£ 842
" Morocco - - -	20,893	-	20,893	15,129
" Japan - - -	1,500	-	1,500	1,100
" British West India Islands and British Guiana -	3,106	120	3,226	1,465
" Other Countries - - -	3,468	1,400	4,868	2,517
Total - - -	30,582	1,520	32,102	21,053
Of OTHER COUNTRIES (Foreign):				
Piece Goods:				
To France - - -	Pieces. 3,452	Pieces. -	Pieces. 3,452	£ 4,903
" Eastern Coast of Africa -	2,150	21,100	23,250	1,600
" Philippine Islands - - -	160	3,697	3,857	3,514
" China - - -	8,506	-	8,506	9,611
" Japan - - -	31,372	-	31,372	29,491
" Mexico - - -	2,175	-	2,175	2,365
" New Granada - - -	2,718	-	2,718	1,494

PRINCIPAL ARTICLES AND COUNTRIES TO WHICH EXPORTED (Cont ^d).	QUANTITIES.			TOTAL VALUE.
	In British Vessels.	In Foreign Vessels.	Total.	
FOREIGN AND COLONIAL PRODUCE.				
COTTON MANUFACTURES (Cont^d):				
Of OTHER COUNTRIES (Foreign) (Cont^d):				
Piece Goods (Cont^d):				
To Venezuela - - -	Pieces. 930	Pieces. 1,000	Pieces. 1,930	£ 1,320
" British India:				
Bombay and Sinde Madras - - -	26,588	-	26,588	15,943
Bengal and Pegu -	3,272	-	3,272	2,246
Singapore and Eastern Straits Settlements -	8,979	267	9,246	5,977
" Ceylon - - -	59,406	-	59,406	23,692
" Hong Kong - - -	5,602	-	5,602	2,827
" British West Indies and British Guiana -	480	-	480	480
" Other Countries - - -	1,819	-	1,819	1,028
Total - - -	5,944	72	6,016	3,187
Total - - -	163,553	26,136	189,689	108,978
<i>(Entered at Value only.)</i>				
Of all other Sorts (Foreign):				
To France - - -	£ 694	£ -	£ 694	
" Western Africa (Foreign) -	882	-	882	
" Philippine Islands - - -	1,220	387	1,607	
" China - - -	4,360	-	4,360	
" Japan - - -	8,215	-	8,215	
" Mexico - - -	2,153	752	2,905	
" Venezuela - - -	1,054	220	1,274	
" Brazil - - -	15	2,503	2,518	
" Western Africa (British) -	125	-	125	(See under
" British India:				Quantities.)
Bombay and Sinde Madras - - -	1,195	-	1,195	
Bengal and Pegu -	260	-	260	
Singapore and Eastern Straits Settlements -	9,543	-	9,543	
" Ceylon - - -	24,057	-	24,057	
" Hong Kong - - -	400	-	400	
" Australia - - -	180	-	180	
" Other Countries - - -	3,058	-	3,058	
Total - - -	5,982	1,460	7,442	
Total - - -	63,393	5,322	68,715	
PRODUCE AND MANUFACTURES OF THE UNITED KINGDOM.				
<i>(Entered at Value only.)</i>				
DRUGS and CHEMICAL PRODUCTS:				
Medicines:				
To Hamburg - - -	£ 3,891	£ 768	£ 4,659	
" Holland - - -	6,740	2,135	8,875	
" Belgium - - -	3,726	511	4,237	
" France - - -	10,549	340	10,889	
" Portugal, Azores, and Madeira - - -	5,908	1,977	7,885	
" Spain and the Canaries -	1,278	3,275	4,553	
" Italy: Sardinian States -	4,315	2,058	6,373	
" Naples and Sicily - - -	5,057	405	5,462	
" Egypt - - -	18,364	-	18,364	
" China (exclusive of Hong Kong) - - -	3,958	-	3,958	(See under
" Cuba - - -	5,714	2,367	8,081	Quantities.)
" United States:				
N. Atlantic Ports -	25,351	7,623	32,974	
S. Atlantic Ports -	541	151	692	
Pacific Ports -	6,685	2,149	8,834	
" Mexico - - -	7,901	1,081	8,982	
" New Granada - - -	9,620	15	9,635	
" Peru - - -	8,779	-	8,779	
" Chili - - -	8,720	-	8,720	
" Brazil - - -	8,078	5,133	13,211	
" Argentine Confederation -	5,588	1,266	6,854	
" British Possessions in South Africa - - -	21,675	149	21,824	

PRINCIPAL ARTICLES AND COUNTRIES TO WHICH EXPORTED (Cont ^d).	QUANTITIES.			TOTAL VALUE.	PRINCIPAL ARTICLES AND COUNTRIES TO WHICH EXPORTED (Cont ^d).	QUANTITIES.			TOTAL VALUE.
	In British Vessels.	In Foreign Vessels.	Total.			In British Vessels.	In Foreign Vessels.	Total.	
PRODUCE AND MANUFACTURES OF THE UNITED KINGDOM.				PRODUCE AND MANUFACTURES OF THE UNITED KINGDOM.					
(Entered at Value only.)				(Entered at Value only.)					
DRUGS and CHEMICAL PRODUCTS (Cont ^d):	£	£	£		EARTHEN and CHINA WARE (Cont ^d)	Packages.	Packages.	Packages.	£
" Medicines (Cont ^d):					" Red Pottery and Brown Stone Ware (Cont ^d):				
To British India:					To United States:				
Bombay and Sinde	13,320	-	13,320		N. Atlantic Ports -	526	243	769	3,276
Madras -	4,581	-	4,581		S. Atlantic Ports -	20	-	20	130
Bengal and Pegu -	27,918	86	28,004		" Channel Islands -	270	-	270	1,418
" Ceylon -	4,256	-	4,256		" British India:				
" Hong Kong -	3,492	-	3,492		Bombay and Sinde	102	-	102	622
" Australia -	108,406	1,022	109,428		Bengal and Pegu -	89	4	93	585
" British North America -	40,323	9	40,332		" Australia -	688	25	713	3,567
" British West India Islands and British Guiana -	29,026	1,426	30,452		" British North America -	586	3	589	2,791
" Other Countries -	403,760	33,946	39,320		" Other Countries -	4,101	754	2,407	15,308
Total -	-	-	477,026		Total -	-	-	7,262	42,909
(Entered at Value only.)				(Entered at Value only.)					
" Unenumerated, used in dyeing and other processes subservient to Manufactures and the Arts:	£	£	£		" Earthenware, Common, other than Red Pottery or Brown Stone Ware:	Packages.	Packages.	Packages.	£
To Russia -	10,787	3,663	14,450		To Russia -	1,050	1,425	2,475	30,548
" Prussia -	13,019	1,198	14,217		" Norway -	201	1,791	1,992	10,437
" Hanover -	4,199	-	4,199		" Denmark -	540	2,344	2,884	17,214
" Hamburg -	55,472	10,242	65,714		" Mecklenburg -	166	690	856	4,249
" Holland -	27,814	6,031	33,845		" Hamburg -	6,202	1,537	7,739	48,074
" Belgium -	15,088	2,598	17,686		" Bremen -	112	822	934	4,379
" France -	81,256	3,609	84,865		" Lubeck -	119	463	582	4,921
" Portugal, Azores, and Madeira -	8,439	1,713	10,152		" Holland -	1,784	95	1,879	16,762
" Spain and the Canaries -	1,342	7,424	8,766		" Belgium -	598	26	624	5,697
" United States:					" France -	6,301	340	6,641	43,471
N. Atlantic Ports -	61,649	29,447	91,096	(See under Quantities.)	" Portugal, Azores, and Madeira -	1,167	99	1,266	8,619
S. Atlantic Ports -	185	47	232		" Italy: Sardinian States -	1,694	169	1,863	8,382
Pacific Ports -	1,303	60	1,363		Tuscany -	1,089	3	1,092	7,794
" Channel Islands -	3,488	-	3,488		Naples and Sicily -	1,348	251	1,599	8,699
" British India:					" Greece -	927	112	1,039	6,358
Bombay and Sinde	6,665	-	6,665		" Turkey Proper -	2,446	636	3,082	16,871
Bengal and Pegu -	5,311	15	5,326		" Wallachia and Moldavia -	660	418	1,078	6,188
" Australia -	31,310	290	31,600		" Egypt -	2,882	27	2,909	18,658
" British North America -	7,128	28	7,156		" Western Africa (Foreign) -	2,126	-	2,126	10,262
" British West India Islands and British Guiana -	6,199	536	6,735		" Java -	3,863	2,041	5,904	22,042
" Other Countries -	340,554	66,901	34,775		" Philippine Islands -	426	728	1,154	6,590
Total -	-	-	442,230		" Cuba -	1,799	2,324	4,123	47,373
FOREIGN AND COLONIAL PRODUCE.				FOREIGN AND COLONIAL PRODUCE.					
" Unenumerated (Foreign):	Cwts.	Cwts.	Cwts.	£	" United States:				
To Russia -	2,706	273	2,979	5,337	N. Atlantic Ports -	39,973	30,554	64,527	393,769
" Hamburg -	440	324	764	2,201	S. Atlantic Ports -	5,636	1,431	7,067	39,236
" Holland -	1,805	112	1,917	5,999	Pacific Ports -	1,868	614	2,482	14,002
" France -	1,986	85	2,071	6,898	" Mexico -	3,742	1,675	5,417	19,951
" United States:					" New Granada -	941	977	1,918	6,055
N. Atlantic Ports -	524	1,696	2,220	8,483	" Venezuela -	631	830	1,461	4,632
Pacific Ports -	9	-	9	131	" Ecuador -	1,124	-	1,124	4,475
" Other Countries -	2,078	632	2,710	7,511	" Peru -	3,353	-	3,353	24,154
Total -	9,548	3,122	12,670	36,560	" Chili -	3,617	-	3,617	8,987
PRODUCE AND MANUFACTURES OF THE UNITED KINGDOM.				PRODUCE AND MANUFACTURES OF THE UNITED KINGDOM.					
EARTHEN and CHINA WARE:	Packages.	Packages.	Packages.	£	" Brazil -	15,418	3,066	18,484	86,803
" Red Pottery and Brown Stone Ware:					" Uruguay -	2,372	195	2,567	13,025
To Russia -	282	22	304	1,618	" Argentine Confederation -	4,234	239	4,463	18,305
" Hamburg -	822	143	965	5,036	" Channel Islands -	1,087	-	1,087	9,432
" France -	459	46	504	2,670	" Western Africa (British) -	804	2	806	4,039
" Cuba -	257	269	526	5,888	" British Possessions in South Africa -	3,242	17	3,259	14,676
					" Mauritius -	1,127	20	1,147	6,932
					" British India:				
					Bombay and Sinde	3,942	-	3,942	21,856
					Madras -	532	-	532	4,456
					Bengal and Pegu -	6,328	4	6,332	36,459
					" Singapore and Eastern Straits Settlements -	1,247	11	1,258	6,500
					" Ceylon -	1,517	-	1,517	8,156
					" Australia -	14,529	70	14,599	106,917
					" British North America -	10,187	83	10,270	60,414
					" British West India Islands and British Guiana -	4,263	147	4,410	23,002
					" Other Countries -	163,164	56,266	9,931	53,294
					Total -	-	-	229,361	1,343,115

PRINCIPAL ARTICLES AND COUNTRIES TO WHICH EXPORTED (Cont ^d).	QUANTITIES.			TOTAL VALUE.	PRINCIPAL ARTICLES AND COUNTRIES TO WHICH EXPORTED (Cont ^d).	QUANTITIES.			TOTAL VALUE.
	In British Vessels.	In Foreign Vessels.	Total.			In British Vessels.	In Foreign Vessels.	Total.	
PRODUCE AND MANUFACTURES OF THE UNITED KINGDOM.				PRODUCE AND MANUFACTURES OF THE UNITED KINGDOM.					
EARTHEN and CHINA WARE (Cont^d):				FISH, CURED and FRESH (Cont^d):					
„ Porcelain, Parian, and Semi-porcelain:	Packages.	Packages.	Packages.	£	„ Salmon:	Cwts.	Cwts.	Cwts.	£
To Hamburg - - - -	64	15	79	1,282	To Holland - - - -	310	10	320	1,395
„ Holland - - - -	218	7	225	4,119	„ Belgium - - - -	115	154	269	1,459
„ France - - - -	470	26	496	6,362	„ France - - - -	2,917	38	2,955	16,265
„ China (exclusive of Hong Kong) - - - -	35	-	35	929	„ Australia - - - -	509	-	509	2,778
„ United States:						3,851	202		
N. Atlantic Ports -	69	11	80	1,800	„ Other Countries - -	-	-	258	1,491
S. Atlantic Ports -	6	4	10	119	Total - - - -	-	-	4,311	23,388
Pacific Ports - -	13	-	13	120					
„ Gibraltar - - - -	155	-	155	1,584					
„ British Possessions in South Africa - -	162	-	162	1,592					
„ British India:									
Bombay and Sinde	153	-	153	2,995	„ Pilchards:	Hhds.	Hhds.	Hhds.	£
Madras - - - -	106	-	106	1,944	To Italy: Sardinian States -	1,203	-	1,203	3,060
Bengal and Pegu-	298	-	298	4,741	Tuscany - - - -	1,471	-	1,471	5,025
„ Hong Kong - - - -	26	-	26	463	Adriatic Ports of Ancona and the Romagna - - - -	358	-	358	1,000
„ Australia - - - -	1,243	12	1,255	15,730	Naples and Sicily - - - -	2,273	-	2,273	7,227
„ British North America -	113	-	113	1,637	„ Austrian Territories - -	6,443	-	6,443	21,948
„ Other Countries - -	3,131	75	3,206	10,736		11,748	-		
Total - - - -	-	-	4,096	56,173	„ Other Countries - -	-	-	35	82
					Total - - - -	-	-	11,783	38,342
ERSON and GLAUBER SALTS and SALT CAKE:				OYSTERS:					
To Russia - - - -	Cwts. 8,923	Cwts. 12,368	Cwts. 21,291	£ 6,206	„ Oysters:	Bushels.	Bushels.	Bushels.	£
„ Belgium - - - -	79,564	25,700	105,264	18,858	To Belgium - - - -	10,223	65	10,288	30,890
„ France - - - -	9,388	8,700	18,088	3,612	„ France (including Stock for Oyster Beds) -	22,703	61,962	84,665	30,359
„ Other Countries - -	97,875	46,768	14,005	5,310		32,926	62,027		
Total - - - -	-	-	158,648	33,986	„ Other Countries - -	-	-	2,077	1,881
					Total - - - -	-	-	97,030	63,130
FELT. See OTHER ARTICLES, HAIR MANUFACTURES.				(Entered at Value only.)					
„ HATS. See HATS.				„ Other Kinds (British):					
FISH, CURED and FRESH:				To Belgium - - - -					
„ Herrings:				£ 862					
To Russia - - - -	Barrels. 7,864	Barrels. 10	Barrels. 7,874	£ 8,949	„ France - - - -	£ 14,052	£ 14,052	£ 1,663	
„ Denmark - - - -	44,199	6,730	50,929	65,572	„ Australia - - - -	£ 3,124	£ 3,124	£ 3,124	(See under Quantities.)
„ Prussia - - - -	145,116	14,708	159,824	235,455		18,038	801	4,945	
„ Hanover - - - -	49,671	8,875	58,546	87,788	„ Other Countries - -	-	-	23,784	
„ Hamburg - - - -	15,820	-	15,820	21,556	Total - - - -	-	-		
„ Bremen - - - -	2,739	660	3,399	5,234					
„ Holland - - - -	14,388	4,554	18,942	30,967	FOREIGN AND COLONIAL PRODUCE.				
„ Italy: Tuscany - - -	8,720	-	8,720	9,091	„ All Sorts (Foreign):	Cwts.	Cwts.	Cwts.	£
„ Austrian Territories -	4,815	-	4,815	5,136	To United States:				
„ Australia - - - -	5,226	9	5,235	8,390	N. Atlantic Ports -	1,686	1	1,687	4,591
„ Other Countries - -	298,558	35,546	18,146	22,095	Pacific Ports - -	-	14	14	100
Total - - - -	-	-	352,250	500,233	„ British Possessions in South Africa - -	308	1	309	1,538
					„ British India:				
„ Cod and Ling:				Bombay and Sinde					
To Spain and the Canaries -	Cwts. 8,138	Cwts. 23,052	Cwts. 31,190	£ 32,965	Madras - - - -	222	-	222	1,544
„ Australia - - - -	3,746	-	3,746	5,400	Bengal and Pegu -	4	-	4	23
„ Other Countries - -	11,884	23,052	1,407	1,996	„ Australia - - - -	5,636	14	5,650	26,568
Total - - - -	-	-	36,433	40,361	„ British North America -	408	-	408	1,708
					„ British West India Islands and British Guiana -	1,352	-	1,352	5,547
					„ Other Countries - -	4,625	676	5,301	9,534
					Total - - - -	14,306	732	15,038	51,703

PRINCIPAL ARTICLES AND COUNTRIES TO WHICH EXPORTED (Cont ^d).	QUANTITIES.			TOTAL VALUE.
	In British Vessels.	In Foreign Vessels.	Total.	
PRODUCE AND MANUFACTURES OF THE UNITED KINGDOM.				
<i>(Entered at Value only.)</i>				
FURNITURE (HOUSEHOLD) (Cont^d):				
Of Wood and Cabinet Wares (Cont^d):				
To British India:				
Bombay and Sinde	£ 21,081	—	£ 21,081	<i>(See under Quantities.)</i>
Bengal and Pegu-	8,082	122	8,204	
" Hong Kong - - -	2,340	—	2,340	
" Australia - - -	80,287	1,081	81,368	
" British North America -	5,536	—	5,536	
" British West India Islands and British Guiana -	8,727	354	9,081	
" Other Countries - - -	257,349	5,186	27,352	
Total - - -			289,887	
FOREIGN AND COLONIAL PRODUCE.				
GALLS:				
To Russia - - -	Cwts. 568	Cwts. 18	Cwts. 586	£ 3,826
" Hanover - - -	215	—	215	1,404
" Hamburg - - -	502	1,237	1,739	11,354
" Bremen - - -	15	391	406	2,651
" Holland - - -	1,184	451	1,635	10,675
" France - - -	1,110	50	1,160	7,574
" United States:				
N. Atlantic Ports-	942	135	1,077	7,032
" Other Countries - - -	136	243	379	2,474
Total - - -	4,672	2,525	7,197	46,990
GAMBIER and CUTCH (Foreign):				
To Russia - - -	Tons. 241	Tons. 17	Tons. 258	£ 6,178
" Prussia - - -	75	36	111	2,657
" Hamburg - - -	24	43	67	1,676
" Holland - - -	730	220	950	22,658
" Belgium - - -	22	43	65	1,567
" France - - -	665	56	721	17,507
" Spain - - -	5	104	109	2,615
" Italy: Genoa - - -	195	—	195	4,819
" United States:				
N. Atlantic Ports-	1,520	660	2,180	52,451
Pacific Ports - - -	7	—	7	166
" Other Countries - - -	157	98	255	6,256
Total - - -	3,641	1,277	4,918	118,550
PRODUCE AND MANUFACTURES OF THE UNITED KINGDOM.				
GLASS:				
" Plate, Rough:				
To Denmark - - -	Square Feet. 4,285	Square Feet. 1,600	Square Feet. 5,885	£ 388
" Hamburg - - -	8,070	24	8,094	277
" British India:				
Madras - - -	7,322	—	7,322	322
Bengal and Pegu-	61,119	—	61,119	2,525
" United States:				
N. Atlantic Ports-	—	6,560	6,560	276
" Other Countries - - -	80,796	8,184	24,619	844
Total - - -			113,599	4,632

PRINCIPAL ARTICLES AND COUNTRIES TO WHICH EXPORTED (Cont ^d).	QUANTITIES.			TOTAL VALUE.
	In British Vessels.	In Foreign Vessels.	Total.	
PRODUCE AND MANUFACTURES OF THE UNITED KINGDOM.				
GLASS (Cont^d):				
" Plate, Polished, Silvered and Ornamented (except Looking-glasses in Frames):				
To Holland - - -	Square Feet. 21,256	Square Feet. —	Square Feet. 21,256	£ 2,451
" United States:				
N. Atlantic Ports-	72,090	156,858	228,948	20,659
Pacific Ports - - -	2,220	—	2,220	225
" British India:				
Bombay and Sinde	21,363	—	21,363	2,983
Bengal and Pegu-	27,274	—	27,274	2,227
" Australia - - -	81,523	—	81,523	10,483
" British North America -	5,551	—	5,551	1,380
" Other Countries - - -	231,277	156,858	67,197	9,452
Total - - -			455,332	49,860
" Looking-glasses and Mirrors in Frames:				
To British India:				
Bombay and Sinde	7,522	—	7,522	2,061
Madras - - -	3,224	—	3,224	931
Bengal and Pegu-	1,567	150	1,717	741
" Australia - - -	31,241	—	31,241	6,743
" British North America -	4,515	—	4,515	1,722
" Other Countries - - -	48,069	150	25,357	4,697
Total - - -			73,576	16,895
" Window and German Sheet, including Shades and Cylinders, Plain (British):				
To United States:				
N. Atlantic Ports -	5,092	6,609	11,701	13,072
S. Atlantic Ports -	555	—	555	952
Pacific Ports - - -	3,557	17	3,574	3,223
" British India:				
Bombay and Sinde	1,877	—	1,877	2,583
Bengal and Pegu-	1,769	50	1,819	1,661
" Australia - - -	12,909	222	13,131	14,682
" British North America -	6,615	27	6,642	7,189
" Other Countries - - -	32,374	6,925	11,309	13,670
Total - - -			50,608	57,032
FOREIGN AND COLONIAL PRODUCE.				
" Window and German Sheet, including Shades and Cylinders, Plain (Foreign):				
To Egypt - - -	Cwts. 2,000	Cwts. —	Cwts. 2,000	£ 1,600
" China - - -	5,959	—	5,959	4,767
" United States:				
N. Atlantic Ports -	185	45	230	185
Pacific Ports - - -	1,300	—	1,300	1,040
" British Possessions in South Africa - - -	1,053	—	1,053	842
" British India:				
Bombay and Sinde	2,481	—	2,481	1,985
Madras - - -	130	—	130	104
Bengal and Pegu-	8,711	—	8,711	6,969
" Hong Kong - - -	6,450	—	6,450	5,160
" Australia - - -	2,293	164	2,457	1,963
" British North America -	4,086	—	4,086	3,269
" Other Countries - - -	1,914	1,071	2,985	2,390
Total - - -	36,562	1,280	37,842	30,274

PRINCIPAL ARTICLES AND COUNTRIES TO WHICH EXPORTED (Cont ^d).	QUANTITIES.			TOTAL VALUE.	PRINCIPAL ARTICLES AND COUNTRIES TO WHICH EXPORTED (Cont ^d).	QUANTITIES.			TOTAL VALUE.
	In British Vessels.	In Foreign Vessels.	Total.			In British Vessels.	In Foreign Vessels.	Total.	
PRODUCE AND MANUFACTURES OF THE UNITED KINGDOM.					PRODUCE AND MANUFACTURES OF THE UNITED KINGDOM.				
GLASS (Cont^d):					GLASS (Cont^d):				
„ Coloured or Stained:					„ Flint, Plain, including Bottles and Phials of Flint Glass:				
To British India:					To Russia - - -	Cwts.	Cwts.	Cwts.	£
Bombay and Sinde	19	-	19	313	„ Hamburg - - -	1,051	3,149	4,200	6,615
Bengal and Pegu -	18	-	18	410	„ Holland - - -	3,111	66	3,177	4,614
„ Australia - - -	121	2	123	1,128	„ Turkey Proper - -	755	2	757	2,181
	158	2			„ Egypt - - -	3,189	55	3,244	7,014
„ Other Countries - -	-	-	187	1,974	„ Philippine Islands -	1,529	16	1,545	2,814
Total - - -			347	3,825	„ Cuba - - -	158	680	838	2,255
					„ Peru - - -	180	2,643	2,823	5,233
Common Bottles:					„ Chili - - -	1,019	-	1,019	2,254
To Russia - - -	Cwts.	Cwts.	Cwts.	£	„ Brazil - - -	1,044	-	1,044	1,987
„ Hamburg - - -	2,653	1,800	4,453	2,711	„ Argentine Confederation	1,898	351	2,244	4,110
„ Portugal, Azores, and Madeira - - -	3,475	7,558	11,033	3,740	„ Malta - - -	2,031	133	2,164	3,618
„ Egypt - - -	15,220	3,546	18,766	7,082	„ British Possessions in South Africa - -	853	292	1,145	2,055
„ China (exclusive of Hong Kong) - - -	6,359	83	6,442	2,984	„ British India:				
„ Cuba - - -	6,008	-	6,008	3,044	Bombay and Sinde	5,251	-	5,251	16,941
„ St. Thomas - - -	1,772	18,190	19,962	9,881	Madras - - -	901	-	901	2,537
„ United States:	1,862	4,617	6,479	3,235	Bengal and Pegu -	7,760	42	7,802	18,543
N. Atlantic Ports -	4,536	11,250	15,786	8,613	„ Singapore and Eastern Straits Settlements -	639	21	660	1,476
S. Atlantic Ports -	4,684	2,285	6,969	3,454	„ Australia - - -	15,254	62	15,316	33,520
Pacific Ports -	6,952	1,028	7,980	4,239	„ British North America -	4,544	117	4,661	8,118
„ Peru - - -	19,707	-	19,707	9,703	„ British West India Islands and British Guiana -	1,984	79	2,063	3,568
„ Chili - - -	13,841	-	13,841	6,966		54,633	7,717		
„ Brazil - - -	22,886	9,653	32,541	16,526	„ Other Countries - -	-	-	14,255	26,715
„ Uruguay - - -	6,549	3,171	9,720	4,539	Total - - -			76,605	159,004
„ Argentine Confederation -	14,630	4,255	18,885	9,219					
„ British Possessions in South Africa - -	15,476	-	15,476	8,037	Beads (British):				
„ Mauritius - - -	7,976	427	8,403	4,227	To France - - -	Cwts.	Cwts.	Cwts.	£
„ British India:					„ Western Africa (Foreign)	132	-	132	761
Bombay and Sinde	36,797	-	36,797	19,876	„ United States:	364	-	364	2,408
Madras - - -	12,087	-	12,087	6,198	N. Atlantic Ports -	177	-	177	804
Bengal and Pegu -	44,804	265	45,069	22,130	Western Africa (British)	248	-	248	1,977
„ Singapore and Eastern Straits Settlements -	5,608	123	5,731	2,851	„ British Possessions in South Africa - -	432	-	432	2,864
„ Ceylon - - -	7,071	-	7,071	3,616		1,358	-	660	3,382
„ Hong Kong - - -	8,801	81	8,882	4,904	Total - - -			2,013	12,196
„ Australia - - -	185,149	1,029	186,178	94,857					
„ British North America -	24,918	289	25,207	11,077	Beads (including Bugles) (Foreign):				
„ British West India Islands and British Guiana -	25,680	395	26,075	12,819	To Hamburg - - -	Lbs.	Lbs.	Lbs.	£
„ Other Countries - -	-	-	46,948	23,717	„ France - - -	10,922	209,678	220,600	11,718
Total - - -			622,496	310,245	„ Portugal - - -	491,837	105,476	597,313	31,732
					„ Austrian Territories -	29,972	9,990	39,962	2,123
Flint, Cut, Ornamented, or Coloured:					„ Western Africa (Foreign)	23,978	-	23,978	1,274
To Holland - - -	Cwts.	Cwts.	Cwts.	£	„ United States:	148,194	-	148,194	7,873
„ Turkey Proper - - -	380	19	399	2,600	N. Atlantic Ports -	321,679	-	321,679	17,089
„ China (exclusive of Hong Kong) - - -	488	7	495	2,762	Pacific Ports -	200	-	200	11
„ Japan - - -	209	-	209	1,846	„ Western Africa (British)	54,451	-	54,451	2,892
„ British India:					„ British Possessions in South Africa - -	56,033	-	56,033	2,977
Bombay and Sinde	1,973	-	1,973	15,225	„ British India:				
Madras - - -	462	-	462	3,667	Bombay and Sinde	70,527	-	70,527	3,747
Bengal and Pegu -	2,514	36	2,550	17,776	Madras - - -	4,006	-	4,006	213
„ Singapore and Eastern Straits Settlements -	437	-	437	2,440	Bengal and Pegu -	394,089	-	394,089	20,935
„ Ceylon - - -	246	-	246	1,590	„ Singapore and Eastern Straits Settlements -	26,950	-	26,950	1,432
„ Hong Kong - - -	156	81	237	1,910	„ Other Countries - -	76,511	22,638	99,149	5,269
„ Australia - - -	4,529	7	4,536	21,026	Total - - -	1,709,349	347,782	2,057,131	109,285
„ British North America -	671	8	679	3,179					
„ British West India Islands and British Guiana -	601	25	626	2,782					
„ Other Countries - -	12,957	183	13,140	19,910					
Total - - -			15,926	99,074					

PRINCIPAL ARTICLES AND COUNTRIES TO WHICH EXPORTED (Cont ^d).	QUANTITIES.			TOTAL VALUE.
	In British Vessels.	In Foreign Vessels.	Total.	
GLASS (Cont^d):				
" Lustres and Chandeliers, of which Glass is the principal Material:				
To Holland - - - -	Cwts. 47	Cwts. -	Cwts. 47	£ 574
" France - - - -	93	-	93	703
" Portugal, Azores, and Madeira - - - -	115	8	123	834
" British India:				
Bombay and Sinde	844	-	843	7,130
Bengal and Pegu -	173	-	173	1,539
" Other Countries - -	1,272	8	988	3,499
Total - - - -			1,668	14,279
" Articles of Glass, not otherwise described:				
To France - - - -	Cwts. 830	Cwts. -	Cwts. 830	£ 4,851
" United States:				
N. Atlantic Ports -	156	17	173	3,950
Pacific Ports - -	2	-	2	39
" British India:				
Bombay and Sinde	216	-	216	1,199
Bengal and Pegu -	18	-	18	510
" Australia - - - -	553	11	564	2,079
" Other Countries - -	1,775	28	1,299	4,924
Total - - - -			3,102	17,552
GOAT'S WOOL MANUFACTURES. See HAIR.				
GREASE, not otherwise described:				
To Holland - - - -	Cwts. 4,604	Cwts. 100	Cwts. 4,704	£ 6,007
" Belgium - - - -	5,256	50	5,306	6,234
" France - - - -	14,866	1,835	16,701	16,846
" Egypt - - - -	9,272	-	9,272	9,179
" Mexico - - - -	354	821	1,175	1,431
" British Possessions in South Africa - -	1,766	-	1,766	1,681
" British India:				
Bombay and Sinde	653	-	653	1,275
" Australia - - - -	7,347	31	7,378	8,240
" British West India Islands and British Guiana -	933	2	935	1,537
" Other Countries - -	45,051	2,839	6,260	7,122
Total - - - -			54,150	59,552
FOREIGN AND COLONIAL PRODUCE.				
GUANO:	Tons.	Tons.	Tons.	£
To Denmark - - - -	64	124	188	2,119
" Prussia - - - -	200	-	200	2,254
" Hamburg - - - -	102	12	114	1,285
" Bremen - - - -	287	2,106	2,393	26,971
" Holland - - - -	330	-	330	3,719
" Belgium - - - -	828	76	904	10,189
" Spain and the Canaries -	2,583	8	2,591	29,203
" Egypt - - - -	336	-	336	3,787
" United States:				
N. Atlantic Ports -	-	521	521	5,872
Channel Islands - -	175	-	175	1,972
" British India:				
Madras - - - -	104	-	104	1,172
" Singapore and Eastern Straits Settlements -	259	-	259	2,919
" British West India Islands and British Guiana -	928	-	928	10,460
" Other Countries - -	299	-	299	3,370
Total - - - -	6,495	2,847	9,342	105,292

PRINCIPAL ARTICLES AND COUNTRIES TO WHICH EXPORTED (Cont ^d).	QUANTITIES.			TOTAL VALUE.
	In British Vessels.	In Foreign Vessels.	Total.	
GUM:				
" Animi and Copal:				
To Russia - - - -	Cwts. 266	Cwts. 31	Cwts. 297	£ 1,602
" Hamburg - - - -	717	1,122	1,839	6,589
" Bremen - - - -	-	332	332	1,556
" Holland - - - -	4,412	798	5,210	20,045
" Belgium - - - -	220	766	986	4,359
" France - - - -	470	2	472	2,736
" United States:				
N. Atlantic Ports -	616	1,192	1,808	8,421
" Other Countries - -	459	53	512	2,476
Total - - - -	7,160	4,296	11,456	47,784
" Arabic:				
To Russia - - - -	Cwts. 1,350	Cwts. 47	Cwts. 1,397	£ 4,866
" Hamburg - - - -	476	359	835	2,909
" Bremen - - - -	35	414	449	1,564
" Holland - - - -	1,257	96	1,353	4,713
" France - - - -	600	53	653	2,275
" United States:				
N. Atlantic Ports -	9,115	4,461	13,576	47,290
Pacific Ports - -	100	-	100	348
Channel Islands - -	301	-	301	1,048
" British North America -	329	-	329	1,146
" Other Countries - -	682	333	1,015	3,536
Total - - - -	14,245	5,763	20,008	69,695
" Shellac:				
To Russia - - - -	Cwts. 1,307	Cwts. 388	Cwts. 1,695	£ 7,183
" Denmark - - - -	302	38	340	1,440
" Prussia - - - -	1,614	189	1,803	7,640
" Hanover - - - -	981	-	981	4,157
" Hamburg - - - -	3,821	2,745	6,566	27,824
" Bremen - - - -	199	1,123	1,322	5,602
" Holland - - - -	3,400	799	4,199	17,793
" Belgium - - - -	466	512	978	4,144
" France - - - -	5,321	562	5,883	24,929
" Spain and the Canaries -	108	480	588	2,492
" Italy: Genoa - - - -	1,233	-	1,233	5,225
" United States:				
N. Atlantic Ports -	1,300	997	2,297	9,734
Pacific Ports - -	5	202	207	877
" Other Countries - -	1,467	343	1,810	7,669
Total - - - -	21,524	8,378	29,902	126,709
" Of all Other Sorts:				
To Russia - - - -	Cwts. 3,595	Cwts. 505	Cwts. 4,100	£ 11,291
" Hamburg - - - -	1,506	1,056	2,562	9,065
" Bremen - - - -	111	976	1,087	3,451
" Holland - - - -	3,941	408	4,349	12,298
" Belgium - - - -	393	847	1,240	5,879
" France - - - -	4,686	74	4,760	50,959
" Spain - - - -	79	714	793	3,503
" United States:				
N. Atlantic Ports -	8,689	24,108	32,797	79,020
" Gibraltar - - - -	461	-	461	2,457
" British North America -	1,052	-	1,052	2,015
" Other Countries - -	1,587	394	1,981	12,782
Total - - - -	26,100	29,082	55,182	192,720
PRODUCE AND MANUFACTURES OF THE UNITED KINGDOM.				
<i>(Entered at Value only.)</i>				
HABERDASHERY and MILLINERY:				
" Haberdashery not specifically described:				
	£	£	£	
To Russia - - - -	5,148	1,171	6,319	(See under
" Sweden - - - -	38,252	4,587	42,839	Quantities.)
" Norway - - - -	6,267	6,231	12,498	
" Denmark - - - -	5,569	1,910	7,479	
" Hamburg - - - -	99,330	2,781	102,111	

PRINCIPAL ARTICLES AND COUNTRIES TO WHICH EXPORTED (Cont ^d).	QUANTITIES.			TOTAL VALUE.
	In British Vessels.	In Foreign Vessels.	Total.	
PRODUCE AND MANUFACTURES OF THE UNITED KINGDOM.				
<i>(Entered at Value only.)</i>				
HABERDASHERY and MILLINERY, (Cont^d):				
„ Haberdashery not specifically described (Cont ^d):				
To Holland - - -	£ 57,847	£ 9,670	£ 67,517	
„ Belgium - - -	23,074	6,300	29,374	
„ France - - -	138,251	70	138,321	
„ Portugal, Azores, and Madeira - - -	27,243	5,370	32,613	
„ Spain and the Canaries - - -	16,970	30,456	47,426	
„ Italy: Sardinian States - - -	13,019	-	13,019	
„ Tuscany - - -	15,886	-	15,886	
„ Naples and Sicily - - -	18,817	-	18,817	
„ Austrian Territories - - -	7,885	-	7,885	
„ Greece - - -	12,990	-	12,990	
„ Ionian Islands - - -	8,309	-	8,309	
„ Turkey Proper - - -	71,240	22	71,262	
„ Syria and Palestine - - -	11,534	225	11,759	
„ Egypt - - -	129,080	-	129,080	
„ China (exclusive of Hong Kong) - - -	5,273	-	5,273	
„ Cuba - - -	2,709	34,023	36,732	
„ St. Thomas - - -	11,099	76	11,175	
„ United States:				
N. Atlantic Ports - - -	714,645	2,293	716,938	
S. Atlantic Ports - - -	8,295	597	8,892	
Pacific Ports - - -	1,776	8,514	10,290	
„ Mexico - - -	13,182	2,717	15,899	
„ Central America - - -	6,830	10	6,840	
„ New Granada - - -	63,925	-	63,925	
„ Peru - - -	11,730	-	11,730	(See under Quantities.)
„ Chili - - -	7,860	-	7,860	
„ Brazil - - -	32,593	2,418	35,011	
„ Uruguay - - -	34,405	663	35,068	
„ Argentine Confederation - - -	57,109	142	57,251	
„ Channel Islands - - -	127,084	-	127,084	
„ Gibraltar - - -	37,218	-	37,218	
„ Malta - - -	19,386	-	19,386	
„ Western Africa (British Possessions in South Africa - - -	8,110	-	8,110	
„ Mauritius - - -	198,776	471	199,247	
„ British India:				
Bombay and Sinde - - -	32,237	-	32,237	
Madras - - -	34,091	-	34,091	
Bengal and Pegu - - -	73,445	95	73,540	
„ Singapore and Eastern Straits Settlements - - -	7,932	20	7,952	
„ Ceylon - - -	7,789	-	7,789	
„ Hong Kong - - -	10,003	-	10,003	
„ Australia - - -	778,127	1,840	779,967	
„ British North America - - -	534,261	136	534,397	
„ British West India Islands and British Guiana - - -	148,541	4,102	152,643	
„ Other Countries - - -	3,708,565	127,381	3,835,946	
Total - - -			3,874,384	
<i>(Entered at Value only.)</i>				
„ Embroidery and Needlework, of all Sorts:				
To Holland - - -	£ 5,067	£ 1,151	£ 6,218	
„ France - - -	2,943	-	2,943	
„ Portugal, Azores, and Madeira - - -	1,651	403	2,054	
„ United States:				
N. Atlantic Ports - - -	148,685	-	148,685	(See under Quantities.)
S. Atlantic Ports - - -	-	805	805	
Pacific Ports - - -	300	-	300	
„ Brazil - - -	2,032	294	2,326	
„ Australia - - -	4,317	-	4,317	
„ Other Countries - - -	164,995	2,653	167,648	
Total - - -			174,670	

PRINCIPAL ARTICLES AND COUNTRIES TO WHICH EXPORTED (Cont ^d).	QUANTITIES.			TOTAL VALUE.
	In British Vessels.	In Foreign Vessels.	Total.	
PRODUCE AND MANUFACTURES OF THE UNITED KINGDOM.				
<i>(Entered at Value only.)</i>				
HABERDASHERY and MILLINERY (Cont^d):				
„ Millinery, of all Sorts, not specifically described:				
To Russia - - -	£ 2,423	£ -	£ 2,423	
„ Hamburg - - -	13,967	7,499	21,466	
„ Bremen - - -	240	1,947	2,187	
„ Holland - - -	2,258	248	2,506	
„ Belgium - - -	13,920	328	14,248	
„ Ionian Islands - - -	3,698	-	3,698	
„ Egypt - - -	87,948	-	87,948	
„ St. Thomas - - -	2,555	-	2,555	
„ United States:				
N. Atlantic Ports - - -	51,754	-	51,754	
S. Atlantic Ports - - -	48	-	48	
Pacific Ports - - -	200	-	200	
„ New Granada - - -	9,056	-	9,056	
„ Argentine Confederation - - -	2,446	-	2,446	
„ Channel Islands - - -	127,591	-	127,591	
„ Gibraltar - - -	13,818	-	13,818	(See under Quantities.)
„ Malta - - -	3,840	-	3,840	
„ British Possessions in South Africa - - -	65,815	596	66,411	
„ Mauritius - - -	2,256	47	2,303	
„ British India:				
Bombay and Sinde - - -	3,565	-	3,565	
Madras - - -	7,499	-	7,499	
Bengal and Pegu - - -	20,820	739	21,559	
„ Ceylon - - -	2,939	-	2,939	
„ Australia - - -	368,088	467	368,555	
„ British North America - - -	89,295	-	89,295	
„ British West India Islands and British Guiana - - -	51,923	384	52,307	
„ Other Countries - - -	947,962	12,255	960,217	
Total - - -			981,686	
FOREIGN AND COLONIAL PRODUCE.				
<i>(Entered at Value only.)</i>				
HAIR, MANUFACTURES of GOATS' WOOL:				
To France - - -	£ 109,448	£ -	£ 109,448	(See under Quantities.)
To United States:				
N. Atlantic Ports - - -	7,276	7	7,283	
„ Other Countries - - -	286	-	286	
Total - - -	117,010	7	117,017	
PRODUCE AND MANUFACTURES OF THE UNITED KINGDOM.				
<i>(See Note p. 145.)</i>				
HARDWARES and CUTLERY:				
„ Hardwares, not specifically described:				
To Russia - - -	Cwts. 8,389	Cwts. 2,214	Cwts. 10,603	£ 50,201
„ Sweden - - -	6,059	627	6,686	39,977
„ Norway - - -	2,984	7,293	10,277	40,479
„ Denmark - - -	3,060	1,541	4,601	21,749
„ Prussia - - -	5,534	1,375	6,909	31,616
„ Hamburg - - -	27,823	11,878	39,701	313,455
„ Bremen - - -	1,508	5,627	7,135	36,501
„ Holland - - -	15,490	56	15,546	68,235
„ Belgium - - -	8,310	352	8,662	51,378
„ France - - -	19,012	81	19,093	103,718
„ Portugal, Azores, and Madeira - - -	6,205	150	6,355	36,058
„ Spain and the Canaries - - -	2,154	11,042	13,196	62,671
„ Italy: Sardinian States - - -	2,730	3	2,733	14,104
„ Tuscany - - -	2,207	-	2,207	12,014
„ Naples and Sicily - - -	3,659	-	3,659	18,689
„ Turkey Proper - - -	10,483	233	10,716	44,938

PRINCIPAL ARTICLES AND COUNTRIES TO WHICH EXPORTED (Cont ^d).	QUANTITIES.			TOTAL VALUE.	PRINCIPAL ARTICLES AND COUNTRIES TO WHICH EXPORTED (Cont ^d).	QUANTITIES.			TOTAL VALUE.
	In British Vessels.	In Foreign Vessels.	Total.			In British Vessels.	In Foreign Vessels.	Total.	
HARDWARES and CUTLERY (Cont^d): (See Note.)	PRODUCE AND MANUFACTURES OF THE UNITED KINGDOM.				HARDWARES and CUTLERY (Cont^d):				
„ Hardwares, not specifically described (Cont ^d):					PRODUCE AND MANUFACTURES OF THE UNITED KINGDOM.				
To Syria and Palestine -	Cwts. 1,325	Cwts. 11	Cwts. 1,336	£ 6,331	Cwts. 401	Cwts. 18	Cwts. 419	£ 3,656	
„ Egypt -	8,484	77	8,561	47,748	„ To Argentine Confederation -				
„ Western Africa (Foreign)	5,802	28	5,830	22,958	„ British Possessions in South Africa -	608	-	608	10,473
„ Java -	1,126	1,220	2,346	7,733	„ British India:				
„ Philippine Islands -	85	3,447	3,532	12,155	„ Bombay and Sinde	564	-	564	10,867
„ China (exclusive of Hong Kong) -	1,529	-	1,529	7,819	„ Bengal and Pegu -	1,733	-	1,733	16,931
„ Japan -	1,198	-	1,198	7,420	„ Australia -	3,151	19	3,170	45,008
„ Cuba -	1,621	23,904	25,525	87,243	„ British North America -	1,333	-	1,333	14,299
„ St. Thomas -	3,926	5,182	9,108	30,771	„ British West India Islands and British Guiana -	440	4	444	4,751
„ United States:									
„ N. Atlantic Ports -	40,647	3,765	44,412	337,723	„ Other Countries -	24,279	1,523	3,377	29,255
„ S. Atlantic Ports -	2,010	591	2,601	9,679					
„ Pacific Ports -	2,409	422	2,831	11,407	Total -			29,179	402,294
„ Mexico -	9,953	2,634	12,587	54,192					
„ New Granada -	7,644	325	7,969	47,993					
„ Venezuela -	734	3,565	4,299	11,624					
„ Peru -	16,326	114	16,440	44,251					
„ Chili -	19,287	-	19,287	61,035					
„ Brazil -	39,879	7,175	47,054	241,219	HATS: of Felt:				
„ Uruguay -	11,777	568	12,345	49,621	„ To Hamburg -	Dozen. 5,772	Dozen. 746	Dozen. 6,518	£ 10,734
„ Argentine Confederation-Channel Islands -	17,976	716	18,692	69,160	„ Holland -	3,690	138	3,828	7,999
„ Gibraltar -	12,654	-	12,654	47,995	„ Belgium -	4,404	1,260	5,664	8,332
„ Malta -	5,133	-	5,133	20,115	„ France -	5,511	-	5,511	14,185
„ Western Africa (British) -	2,087	-	2,087	10,313	„ Italy: Naples and Sicily -	688	-	688	1,893
„ British Possessions in South Africa -	1,889	8	1,897	9,313	„ Egypt -	701	-	701	2,694
„ Mauritius -	16,283	128	16,411	55,041	„ Philippine Islands -	60	2,989	3,049	4,988
„ British India:	6,568	45	6,613	22,035	„ United States:				
„ Bombay and Sinde	20,747	-	20,747	74,102	„ N. Atlantic Ports -	2,905	-	2,905	4,312
„ Madras -	6,478	-	6,478	25,181	„ Pacific Ports -	8	-	8	8
„ Bengal and Pegu	29,648	103	29,751	97,311	„ British Possessions in South Africa -	7,892	-	7,892	17,584
„ Singapore and Eastern Straits Settlements -	4,005	200	4,205	18,589	„ Mauritius -	746	-	746	1,785
„ Ceylon -	3,344	-	3,344	11,064	„ British India:				
„ Hong Kong -	2,506	-	2,506	11,838	„ Bombay and Sinde	2,317	-	2,317	5,394
„ Australia -	124,553	1,656	126,209	430,259	„ Madras -	1,012	-	1,012	3,283
„ British North America -	30,370	178	30,548	136,724	„ Bengal and Pegu -	2,420	15	2,435	6,460
„ British West India Islands and British Guiana -	18,947	781	19,728	69,694	„ Australia -	62,144	104	62,248	142,494
					„ British North America -	7,387	-	7,387	12,516
„ Other Countries -	604,557	99,315	703,872	2,208,877	„ British West India Islands and British Guiana -	8,849	248	9,097	17,954
Total -			721,258	3,208,877					
					„ Other Countries -	116,506	5,500	9,677	18,936
					Total -			131,683	280,851
„ Cutlery (Ordinary):									
To Russia -	Cwts. 173	Cwts. 84	Cwts. 257	£ 3,566	„ of Silk (Plush or Shag):				
„ Sweden -	337	3	340	2,050	„ To Channel Islands -	Dozen. 340	Dozen. -	Dozen. 340	£ 2,326
„ Hamburg -	299	218	517	8,086	„ British India:				
„ Belgium -	206	27	233	2,780	„ Bengal and Pegu -	257	-	257	1,276
„ France -	890	2	892	15,594	„ Australia -	2,279	-	2,279	10,652
„ Portugal, Azores, and Madeira -	195	23	218	2,772	„ British North America -	1,016	-	1,016	4,158
„ Spain and the Canaries -	37	191	228	2,191	„ British West India Islands and British Guiana -	665	4	669	2,428
„ Italy: Naples and Sicily -	197	-	197	2,167					
„ Turkey Proper -	152	1	153	2,382	„ Other Countries -	4,557	4	1,150	5,469
„ Egypt -	390	-	390	11,535	Total -			5,711	25,909
„ St. Thomas -	130	48	178	2,018					
„ United States:									
„ N. Atlantic Ports -	10,629	25	10,654	175,195	„ of Straw:				
„ S. Atlantic Ports -	136	18	154	2,759	„ To Hamburg -	Dozen. 940	Dozen. 217	Dozen. 1,157	£ 1,875
„ Pacific Ports -	26	-	26	1,085	„ Holland -	1,440	44	1,484	2,021
„ Mexico -	344	222	566	5,837	„ Belgium -	147	1,503	1,650	2,625
„ New Granada -	228	422	650	10,953	„ France -	14,884	-	14,884	28,309
„ Peru -	431	-	431	3,426	„ Egypt -	1,573	-	1,573	1,525
„ Brazil -	1,249	198	1,447	12,658	„ Cuba -	10	1,489	1,499	4,571

Note.—The AGGREGATE VALUE of HARDWARES and CUTLERY, in the “Abstract Tables” Nos. 16 and 17 (pp. 29 and 31) includes in addition to Hardwares and Cutlery, as specified above, the following articles separately enumerated in the Accounts of “General Exports” and “Exports of other Articles:”

ACCOUNT of “GENERAL EXPORTS.”

Instruments, Surgical or Anatomical,
Iron, viz.: Manufactures of Steel, or of Steel and Iron combined.
Lamps, Chandeliers, &c.
Tools and Implements of Industry, &c., other than Agricultural, not wholly composed of Iron or Steel.

ACCOUNT of “OTHER ARTICLES.”

German Silver, Manufactures of.
Papier-mâché
Pewter and Britannia }
Metal - - - }

PRINCIPAL ARTICLES AND COUNTRIES TO WHICH EXPORTED (Cont ^d).	QUANTITIES.			TOTAL VALUE.	PRINCIPAL ARTICLES AND COUNTRIES TO WHICH EXPORTED (Cont ^d).	QUANTITIES.			TOTAL VALUE.
	In British Vessels.	In Foreign Vessels.	Total.			In British Vessels.	In Foreign Vessels.	Total.	
HATS (Cont^d):					PRODUCE AND MANUFACTURES OF THE UNITED KINGDOM.				
Of Straw (Cont¹):	Dozen.	Dozen.	Dozen.	£	FOREIGN AND COLONIAL PRODUCE.				
To St. Thomas - - -	1,086	826	1,912	2,340	Jute:	Cwts.	Cwts.	Cwts.	£
" United States:					To Bremen - - -	1,510	10,461	11,971	10,075
N. Atlantic Ports -	17,205	318	17,523	19,154	" Belgium - - -	16,781	3,208	19,989	16,824
" British Possessions in South Africa - - -	1,552	-	1,552	2,077	" France - - -	334,068	22,709	356,777	300,287
" British India:					" Spain and the Canaries -	1,364	3,694	5,058	4,257
Bengal and Pegu -	981	-	981	1,411	" United States:				
" Australia - - -	42,771	-	42,771	74,661	N. Atlantic Ports -	7,041	8,440	15,481	13,030
" British North America -	7,298	-	7,298	8,724	" Other Countries - - -	5,405	3,300	8,705	7,328
" British West India Islands and British Guiana -	3,525	4	3,529	5,413	Total - - -	366,169	51,812	417,981	351,801
" Other Countries - - -	93,412	4,401	9,340	11,893	" Tow or Codilla of Hemp; and other Vegetable Substances of the nature and quality of Undressed Hemp:				
Total - - -	-	-	107,153	166,599	To Hamburg - - -	Cwts. 497	Cwts. 333	Cwts. 830	£ 1,625
Other Kinds:					" Belgium - - -	384	326	710	1,043
To Channel Islands - - -	Dozen. 427	Dozen. -	Dozen. 427	£ 1,385	" France - - -	1,068	-	1,068	1,948
" Australia - - -	1,258	18	1,276	3,189	" United States:				
" British North America -	1,276	-	1,276	2,063	N. Atlantic Ports -	1,349	789	2,138	3,246
" Other Countries - - -	2,961	18	2,641	3,598	" Other Countries - - -	612	42	654	1,158
Total - - -	-	-	5,620	10,235	Total - - -	3,910	1,490	5,400	9,020
HATTERS' WARES:					PRODUCE AND MANUFACTURES OF THE UNITED KINGDOM.				
To Hamburg - - -	£ 19,230	£ 324	£ 19,554		HIDES:				
" Belgium - - -	1,560	249	1,809		Not Tanned (British):				
" France - - -	26,811	245	27,056		Cow or Ox:				
" Portugal, Azores, and Madeira - - -	1,090	1,440	2,530	(See under Quantities.)	To Sweden - - -	Cwts. 649	Cwts. -	Cwts. 649	£ 2,685
" United States:					" Hamburg - - -	1,501	580	2,081	4,722
N. Atlantic Ports -	4,344	1,832	6,176		" Belgium - - -	850	200	1,050	1,623
" Channel Islands - - -	4,782	-	4,782		" France - - -	1,961	991	2,952	5,212
" Australia - - -	3,864	-	3,864		" Greece - - -	599	-	599	1,592
" Other Countries - - -	61,681	4,090	4,572		" United States:				
Total - - -	-	-	70,343		N. Atlantic Ports -	671	612	1,283	4,568
HEMP:					" Other Countries - - -	6,231	2,383	1,199	3,161
Dressed (British):					Total - - -	-	-	9,813	23,563
To Belgium - - -	Cwts. 1,070	Cwts. 8	Cwts. 1,078	£ 1,927	" " Horse:				
" France - - -	2,083	-	2,083	3,649	To Sweden - - -	Cwts. 945	Cwts. 1,357	Cwts. 2,302	£ 3,003
" United States:					" Hamburg - - -	1,191	265	1,456	1,599
N. Atlantic Ports -	807	1,329	2,136	5,487	" France - - -	3,508	-	3,508	3,797
" Channel Islands - - -	1,787	-	1,787	2,481	" Other Countries - - -	5,644	1,622	494	898
" British North America -	1,554	-	1,554	2,313	Total - - -	-	-	7,760	9,297
" Other Countries - - -	7,301	1,337	1,671	3,138	FOREIGN AND COLONIAL PRODUCE.				
Total - - -	-	-	10,309	18,995	Not Tanned (Foreign):				
FOREIGN AND COLONIAL PRODUCE.					To Russia - - -	Cwts. 9,088	Cwts. -	Cwts. 9,088	£ 19,860
Dressed and Undressed (Foreign):					" Sweden - - -	4,055	4,103	8,158	27,265
To Denmark - - -	Cwts. 845	Cwts. 24	Cwts. 869	£ 1,513	" Norway - - -	1,603	3,049	4,652	14,877
" Hanover - - -	764	-	764	1,392	" Prussia - - -	5,327	4,874	10,201	29,070
" Bremen - - -	56	1,403	1,459	2,310	" Hamburg - - -	44,345	11,290	55,635	203,475
" Holland - - -	3,458	182	3,640	5,774	" Bremen - - -	384	8,407	8,791	32,868
" Belgium - - -	26,496	4,087	30,583	52,413	" Holland - - -	19,564	6,552	26,116	89,454
" France - - -	21,681	359	22,240	36,553	" Belgium - - -	10,285	3,416	13,701	47,751
" Portugal - - -	8,289	723	9,012	14,269	" France - - -	12,730	1,512	14,242	42,801
" United States:					" Spain - - -	108	3,135	3,243	12,131
N. Atlantic Ports -	32,044	27,916	59,960	99,142	" Italy: Genoa - - -	5,316	-	5,316	19,480
" Channel Islands - - -	3,933	-	3,933	6,747	Naples and Sicily	13,818	-	13,818	51,207
" British North America -	11,615	-	11,615	18,743	" Austrian Territories -	8,110	-	8,110	28,518
" Other Countries - - -	1,803	977	2,780	4,444	" Greece - - -	11,608	825	12,433	34,649
Total - - -	110,984	35,671	146,655	243,300	" United States:				
PRINCIPAL ARTICLES AND COUNTRIES TO WHICH EXPORTED (Cont^d).					N. Atlantic Ports -	9,895	5,738	15,633	38,567
HEMP (Cont^d):					" Other Countries - - -	10,491	1,463	11,954	39,800
HIDES:					Total - - -	166,727	54,364	221,091	731,773
Not Tanned (British):					FOREIGN AND COLONIAL PRODUCE.				
Cow or Ox:					Not Tanned (Foreign):				
To Sweden - - -					To Russia - - -	Cwts. 9,088	Cwts. -	Cwts. 9,088	£ 19,860
" Hamburg - - -					" Sweden - - -	4,055	4,103	8,158	27,265
" Belgium - - -					" Norway - - -	1,603	3,049	4,652	14,877
" France - - -					" Prussia - - -	5,327	4,874	10,201	29,070
" Greece - - -					" Hamburg - - -	44,345	11,290	55,635	203,475
" United States:					" Bremen - - -	384	8,407	8,791	32,868
 N. Atlantic Ports -					" Holland - - -	19,564	6,552	26,116	89,454
 Other Countries - - -					" Belgium - - -	10,285	3,416	13,701	47,751
 Total - - -					" France - - -	12,730	1,512	14,242	42,801
 Total - - -					" Spain - - -	108	3,135	3,243	12,131
 Total - - -					" Italy: Genoa - - -	5,316	-	5,316	19,480
 Total - - -					Naples and Sicily	13,818	-	13,818	51,207
 Total - - -					" Austrian Territories -	8,110	-	8,110	28,518
 Total - - -					" Greece - - -	11,608	825	12,433	34,649
 Total - - -					" United States:				
 Total - - -					N. Atlantic Ports -	9,895	5,738	15,633	38,567
 Total - - -					" Other Countries - - -	10,491	1,463	11,954	39,800
 Total - - -					Total - - -	166,727	54,364	221,091	731,773

PRINCIPAL ARTICLES AND COUNTRIES TO WHICH EXPORTED (Cont ^d).	QUANTITIES.			TOTAL VALUE.
	In British Vessels.	In Foreign Vessels.	Total.	
FOREIGN AND COLONIAL PRODUCE.				
HIDES (Cont^d):				
„ Tanned, Tawed, Curried, or Dressed:	Lbs.	Lbs.	Lbs.	£
To Norway - - -	69,350	15,000	84,350	3,213
„ Hamburg - - -	228,408	7,868	236,276	17,417
„ Holland - - -	25,797	3,288	29,085	1,541
„ Belgium - - -	32,893	5,670	38,563	1,454
„ France - - -	10,734	9,559	20,293	1,649
„ Italy: Genoa - - -	13,335	-	13,335	500
„ Tuscany - - -	11,045	-	11,045	1,194
„ Austrian Territories - - -	16,463	-	16,463	617
„ China - - -	224	-	224	63
„ United States:				
N. Atlantic Ports - - -	49,829	5,403	55,232	3,278
„ Brazil - - -	1,546	1,000	2,546	721
„ Hong Kong - - -	7,776	-	7,776	837
„ Other Countries - - -	22,311	4,036	26,347	3,072
Total - - -	489,711	51,824	541,535	35,556
PRODUCE AND MANUFACTURES OF THE UNITED KINGDOM.				
Hops (British):	Cwts.	Cwts.	Cwts.	£
To Holland - - -	623	-	623	2,827
„ Belgium - - -	2,010	639	2,649	7,651
„ France - - -	283	-	283	1,156
„ Egypt - - -	292	-	292	1,117
„ United States:				
N. Atlantic Ports - - -	4,027	310	4,337	25,319
S. Atlantic Ports - - -	12	-	12	126
Pacific Ports - - -	-	18	18	112
„ Channel Islands - - -	382	-	382	1,684
„ Australia - - -	11,247	188	11,435	77,068
„ British North America - - -	257	-	257	1,790
„ Other Countries - - -	-	1,155	724	5,446
Total - - -	19,133	1,155	21,012	124,296
FOREIGN AND COLONIAL PRODUCE.				
Hops (Foreign):	Cwts.	Cwts.	Cwts.	£
To Hamburg - - -	273	-	273	1,520
„ Bremen - - -	1	336	337	1,876
„ Belgium - - -	603	697	1,300	7,237
„ France - - -	144	-	144	801
„ United States:				
N. Atlantic Ports - - -	408	480	888	4,943
Pacific Ports - - -	15	-	15	84
„ Australia - - -	190	-	190	1,057
„ Other Countries - - -	120	9	129	718
Total - - -	1,754	1,522	3,276	18,236
HORNS, BUFFALO:				
To Hamburg - - -	Tons. 24	Tons. 26	Tons. 50	£ 1,363
„ Holland - - -	81	3	84	2,290
„ Belgium - - -	139	27	166	4,525
„ France - - -	495	140	635	17,312
„ United States:				
N. Atlantic Ports - - -	25	28	53	1,445
„ Other Countries - - -	3	4	7	191
Total - - -	767	228	995	27,126

PRINCIPAL ARTICLES AND COUNTRIES TO WHICH EXPORTED (Cont ^d).	QUANTITIES.			TOTAL VALUE.
	In British Vessels.	In Foreign Vessels.	Total.	
PRODUCE AND MANUFACTURES OF THE UNITED KINGDOM.				
Horses:	No.	No.	No.	£
To Russia - - -	38	-	38	2,070
„ Hamburg - - -	957	-	957	64,567
„ Holland - - -	223	-	223	6,349
„ Belgium - - -	730	288	1,018	39,246
„ France - - -	1,806	-	1,806	55,519
„ Portugal, Azores, and Madeira - - -	28	-	28	2,070
„ Egypt - - -	29	-	29	1,870
„ Channel Islands - - -	70	-	70	1,268
„ British Possessions in South Africa - - -	15	-	15	1,192
„ British India:				
Bombay and Sindh - - -	7	-	7	940
Bengal and Pegu - - -	22	-	22	1,720
„ Australia - - -	7	-	7	1,110
„ British North America - - -	21	-	21	1,543
„ British West India Islands and British Guiana - - -	112	-	112	3,046
„ Other Countries - - -	4,065	288	47	2,857
Total - - -	-	-	4,400	185,367
FOREIGN AND COLONIAL PRODUCE.				
INDIGO:	Cwts.	Cwts.	Cwts.	£
To Russia - - -	7,754	694	8,448	254,532
„ Prussia - - -	624	129	753	22,687
„ Hamburg - - -	5,391	1,733	7,124	214,640
„ Bremen - - -	750	4,144	4,894	147,452
„ Holland - - -	7,049	4,907	11,956	360,224
„ Belgium - - -	5,974	1,423	7,397	222,865
„ France - - -	4,379	543	4,922	148,296
„ Portugal and Azores - - -	607	440	1,047	31,545
„ Spain and the Canaries - - -	77	607	684	20,608
„ Italy: Genoa - - -	2,464	-	2,464	74,238
Naples and Sicily - - -	1,034	-	1,034	31,154
„ Turkey Proper - - -	921	164	1,085	32,690
„ Egypt - - -	715	-	715	21,543
„ United States:				
N. Atlantic Ports - - -	8,604	1,328	9,932	299,243
„ British North America - - -	698	-	698	21,029
„ Other Countries - - -	2,981	413	3,394	102,260
Total - - -	50,022	16,525	66,547	2,005,006
PRODUCE AND MANUFACTURES OF THE UNITED KINGDOM.				
<i>(Entered at Value only.)</i>				
INSTRUMENTS AND APPARATUS:	£	£	£	
„ Scientific, of all Sorts (Mathematical, Optical, Pneumatic, Meteorological, &c.)				
To Russia - - -	1,231	892	2,123	
„ Hamburg - - -	1,344	208	1,552	
„ France - - -	3,070	-	3,070	
„ Spain and the Canaries - - -	292	3,377	3,669	
„ Egypt - - -	16,818	18	16,836	
„ United States:				
N. Atlantic Ports - - -	3,229	107	3,336	
S. Atlantic Ports - - -	260	-	260	
Pacific Ports - - -	38	-	38	
„ Mexico - - -	1,392	105	1,497	
„ British Possessions in South Africa - - -	2,844	-	2,844	

PRINCIPAL ARTICLES AND COUNTRIES TO WHICH EXPORTED (Cont ^d).	QUANTITIES.			TOTAL VALUE.	PRINCIPAL ARTICLES AND COUNTRIES TO WHICH EXPORTED (Cont ^d).	QUANTITIES.			TOTAL VALUE.
	In British Vessels.	In Foreign Vessels.	Total.			In British Vessels.	In Foreign Vessels.	Total.	
PRODUCE AND MANUFACTURES OF THE UNITED KINGDOM.					PRODUCE AND MANUFACTURES OF THE UNITED KINGDOM.				
(Entered at Value only.)					(Entered at Value only.)				
INSTRUMENTS and APPARATUS (Cont ^d):	£	£	£	(See under Quantities.)	IRON (Cont ^d):	Tons.	Tons.	Tons.	£
” Scientific, of all Sorts (Mathematical, Optical, Pneumatic, Meteorological, &c.) (Cont ^d):					” Pig and Puddled (Cont ^d):				
To British India:					To United States:				
Bombay and Sindh	2,940	—	2,940		N. Atlantic Ports	40,239	23,581	63,820	197,913
Bengal and Pegu-	6,142	—	6,142		S. Atlantic Ports	1,616	1,068	2,684	9,178
” Australia - - -	9,883	10	9,893		Pacific Ports - -	1,050	330	1,380	4,557
” British North America -	2,030	—	2,030		” Brazil - - - - -	2,096	705	2,801	9,008
” Other Countries - - -	51,563	4,717	14,778		” Australia - - - - -	6,191	—	6,191	19,937
Total - - - - -	—	—	71,058		” British North America -	26,409	100	26,509	74,729
(Entered at Value only.)					” Other Countries - - -	426,646	109,266	11,729	35,035
” Surgical or Anatomical:	£	£	£	Total - - - - -	—	—	547,641	1,599,491	
To Belgium - - - - -	735	2,423	3,158	” Bar:	Tons.	Tons.	Tons.	£	
” France - - - - -	1,512	—	1,512	To Russia - - - - -	2,248	1,120	3,368	45,814	
” Egypt - - - - -	1,658	—	1,658	” Norway - - - - -	406	1,579	1,985	18,176	
” United States:				” Denmark - - - - -	2,428	2,390	4,818	43,409	
N. Atlantic Ports	876	41	917	” Schleswig-Holstein - -	181	624	805	8,934	
” Australia - - - - -	1,173	—	1,173	” Prussia - - - - -	1,307	799	2,106	18,931	
” Other Countries - - -	5,954	2,464	4,334	” Mecklenburg - - - - -	179	1,114	1,293	11,883	
Total - - - - -	—	—	12,752	” Hamburg - - - - -	7,926	1,666	9,592	94,232	
IRON:	Tons.	Tons.	Tons.	£	” Bremen - - - - -	138	615	753	7,711
” Ore:					” Holland - - - - -	6,394	204	6,598	68,961
To France - - - - -	500	—	500	444	” France - - - - -	1,704	663	2,367	19,715
” Other Countries - - -	2	102	104	396	” Portugal, Azores, and Madeira - - - - -	6,028	93	6,121	49,038
Total - - - - -	—	—	604	840	” Spain and the Canaries -	289	778	1,067	10,385
” Old, for Re-manufacture:	Tons.	Tons.	Tons.	£	” Italy: Sardinian States -	5,761	914	6,675	55,024
To Prussia - - - - -	204	230	434	1,732	Tuscany - - - - -	3,368	1	3,369	27,180
” United States:					Naples and Sicily	15,091	1,478	16,569	122,166
N. Atlantic Ports -	1,118	556	1,674	7,370	Adriatic Ports of Ancona and the Romagna - - -	1,356	—	1,356	10,090
” British North America -	410	—	410	1,844	” Austrian Territories - -	2,622	386	3,008	23,830
” Other Countries - - -	1,732	786	443	1,641	” Greece - - - - -	2,000	215	2,215	17,829
Total - - - - -	—	—	2,961	12,587	” Turkey Proper - - - - -	9,035	70	9,105	68,380
” Pig and Puddled:	Tons.	Tons.	Tons.	£	” Wallachia and Moldavia	3,729	1,161	4,890	34,876
To Russia - - - - -	6,241	1,738	7,979	23,281	” Egypt - - - - -	2,855	1	2,856	24,875
” Sweden - - - - -	1,021	3,059	4,080	11,188	” Philippine Islands - -	1,011	1,557	2,568	21,120
” Norway - - - - -	275	4,049	4,324	12,741	” China (exclusive of Hong Kong) - - - - -	928	—	928	8,088
” Denmark - - - - -	4,121	4,939	9,060	92,996	” Japan - - - - -	619	—	619	5,336
” Schleswig-Holstein - -	728	2,002	2,730	7,387	” Cuba - - - - -	904	4,015	4,919	41,245
” Prussia - - - - -	44,267	9,754	54,021	152,230	” United States:				
” Hanover - - - - -	1,225	4,054	5,279	15,074	N. Atlantic Ports	13,712	6,096	19,808	180,324
” Oldenburg - - - - -	116	6,971	7,087	20,354	S. Atlantic Ports-	351	253	604	4,977
” Hamburg - - - - -	39,818	2,455	42,273	117,612	Pacific Ports	2,073	—	2,073	18,541
” Holland - - - - -	80,674	16,046	96,720	299,961	” Mexico - - - - -	1,571	705	2,276	20,418
” Belgium - - - - -	26,368	1,233	27,601	83,138	” Peru - - - - -	1,228	—	1,228	11,079
” France - - - - -	120,566	15,346	135,912	378,834	” Chili - - - - -	3,442	—	3,442	29,378
” Spain and the Canaries -	11,428	6,808	18,236	53,269	” Brazil - - - - -	3,775	1,135	4,910	45,002
” Italy: Sardinian States -	4,832	2,795	7,627	20,978	” Uruguay - - - - -	1,756	61	1,817	13,935
Naples and Sicily	1,734	366	2,100	6,025	” Argentine Confederation	4,244	446	4,690	34,945
” Austrian Territories - -	817	1,707	2,524	7,115	” Malta - - - - -	1,113	—	1,113	8,365
” Egypt - - - - -	1,724	160	1,884	5,990	” British Possessions in South Africa - - -	1,071	9	1,080	10,140
” China (exclusive of Hong Kong) - - - - -	1,968	—	1,968	6,305	” Mauritius - - - - -	1,367	—	1,367	10,994
” Japan - - - - -	1,122	—	1,122	4,656	” British India:				
					Bombay and Sindh	6,675	—	6,675	53,417
					Madras - - - - -	9,454	—	9,454	71,382
					Bengal and Pegu-	7,463	—	7,463	63,745
					” Singapore and Eastern Straits Settlements -	3,481	79	3,560	27,895
					” Australia - - - - -	17,107	193	17,300	164,644
					” British North America -	19,597	10	19,607	155,796
					” Other Countries - - -	177,987	30,430	9,484	81,027
					Total - - - - -	—	—	217,901	1,863,232

PRINCIPAL ARTICLES AND COUNTRIES TO WHICH EXPORTED (Cont ^d).	QUANTITIES.			TOTAL VALUE.	PRINCIPAL ARTICLES AND COUNTRIES TO WHICH EXPORTED (Cont ^d).	QUANTITIES.			TOTAL VALUE.
	In British Vessels.	In Foreign Vessels.	Total.			In British Vessels.	In Foreign Vessels.	Total.	
FOREIGN AND COLONIAL PRODUCE.				PRODUCE AND MANUFACTURES OF THE UNITED KINGDOM.					
IRON (Cont ^d):					IRON (Cont ^d):				
„ Bars, Unwrought (Foreign):					„ RAILROAD—Rails and Tie Rods:				
To Russia - - - - -	Tons. 563	Tons. -	Tons. 563	£ 6,390	To Russia - - - - -	Tons. 26,848	Tons. 7,412	Tons. 34,260	£ 274,302
„ Spain and the Canaries - -	79	17	96	1,089	„ Sweden - - - - -	3,743	13,816	17,559	139,294
„ Greece - - - - -	158	-	158	1,793	„ Denmark - - - - -	1,220	7,741	8,961	71,367
„ Ionian Islands - - - -	639	-	639	7,253	„ Schleswig-Holstein - - -	2,104	2,332	4,436	34,884
„ Turkey Proper - - - - -	167	77	244	2,769	„ Prussia - - - - -	6,607	1,752	8,359	61,522
„ Egypt - - - - -	109	-	109	1,237	„ Hamburg - - - - -	3,303	24	3,327	26,249
„ Morocco - - - - -	736	-	736	8,354	„ Holland - - - - -	16,923	267	17,190	140,822
„ Java - - - - -	107	10	117	1,328	„ Belgium - - - - -	644	10	654	10,426
„ Japan - - - - -	211	-	211	2,395	„ Portugal, Azores, and Madeira - - - - -	13,171	821	13,992	102,556
„ United States:					„ Spain and the Canaries - -	2,677	292	2,969	21,442
N. Atlantic Ports - - -	1,037	1,845	2,882	32,711	„ Italy: Sardinian States - -	3,744	120	3,864	33,088
Pacific Ports - - - - -	105	-	105	1,192	„ Naples and Sicily - - -	11,370	213	11,583	90,243
„ Brazil - - - - -	138	14	152	1,725	„ Turkey Proper - - - - -	9,212	962	10,174	78,538
„ British India:					„ Egypt - - - - -	19,786	389	20,175	152,860
Bombay and Sinde - - -	1,938	-	1,938	21,996	„ Cuba - - - - -	4,320	648	4,968	39,086
Madras - - - - -	42	-	42	477	„ United States:				
Bengal and Pegu - - -	607	-	607	6,889	N. Atlantic Ports - - -	22,988	28,062	51,050	382,240
„ Singapore and Eastern Straits Settlements - - -	160	-	160	1,816	S. Atlantic Ports - - -	2,175	3,123	5,298	39,317
„ Australia - - - - -	142	-	142	1,612	„ Mexico - - - - -	9,008	558	9,566	76,617
„ Other Countries - - - - -	730	5	735	8,343	„ Venezuela - - - - -	1,337	-	1,337	10,213
Total - - - - -	7,668	1,968	9,636	109,369	„ Chili - - - - -	9,491	-	9,491	76,278
					„ Brazil - - - - -	2,829	710	3,539	30,390
					„ Argentine Confederation - -	8,863	2,242	11,105	89,288
					„ British India:				
					Bombay and Sinde - - -	20,592	397	20,989	191,744
					Madras - - - - -	14,689	903	15,592	119,751
					Bengal and Pegu - - -	23,355	-	23,355	193,229
					„ Australia - - - - -	7,789	-	7,789	68,581
					„ British North America - -	3,883	-	3,883	30,053
					Other Countries - - - - -	252,671	72,794	5,123	43,100
					Total - - - - -	-	-	330,588	2,627,460
					„ RAILROAD—Chairs and Sleepers (of Iron):				
„ Angle:					To Russia - - - - -	Tons. 1,505	Tons. -	Tons. 1,505	£ 7,520
To Russia - - - - -	Tons. 555	Tons. 48	Tons. 603	6,542	„ Denmark - - - - -	48	285	333	2,676
„ Denmark - - - - -	126	46	172	1,673	„ Italy: Tuscany - - - - -	506	-	506	2,747
„ Hamburg - - - - -	178	65	243	2,581	„ Egypt - - - - -	16,359	1,796	18,155	92,507
„ Bremen - - - - -	84	144	228	2,154	„ Tunis - - - - -	521	-	521	3,126
„ Holland - - - - -	301	-	301	3,314	„ Venezuela - - - - -	768	-	768	3,478
„ France - - - - -	134	35	169	1,794	„ Brazil - - - - -	1,139	-	1,139	5,224
„ Italy: Sardinian States - -	174	-	174	1,776	„ Argentine Confederation - -	11,440	1,580	13,020	59,111
„ Austrian Territories - - -	280	86	366	3,418	„ British India:				
„ Egypt - - - - -	184	-	184	1,737	Bombay and Sinde - - -	14,510	408	14,918	90,715
„ British India:					Madras - - - - -	14,151	754	14,905	63,626
Bombay and Sinde - - -	106	-	106	1,370	Bengal and Pegu - - -	9,065	-	9,065	57,125
Bengal and Pegu - - -	395	-	395	3,850	Other Countries - - - - -	70,012	4,823	1,263	5,530
„ Australia - - - - -	119	193	312	3,101	Total - - - - -	-	-	76,098	393,385
Other Countries - - - - -	-	-	726	7,302					
Total - - - - -	2,636	617	3,979	40,612					
„ Bolt and Rod:					„ RAILROAD—Wheels and Axles:				
To Norway - - - - -	Tons. 489	Tons. 331	Tons. 820	7,591	To Russia - - - - -	Tons. 918	Tons. -	Tons. 918	£ 32,345
„ Denmark - - - - -	207	211	418	3,981	„ Sweden - - - - -	476	33	509	11,581
„ Schleswig-Holstein - - -	-	290	290	3,153	„ Norway - - - - -	69	52	121	2,353
„ Hamburg - - - - -	1,025	360	1,385	13,256	„ Denmark - - - - -	208	71	279	5,137
„ Holland - - - - -	378	62	440	4,252	„ Prussia - - - - -	108	107	215	3,597
„ Portugal and Azores - - -	3,264	4	3,268	25,681	„ Hamburg - - - - -	174	8	182	3,669
„ Italy: Sardinian States - -	1,263	391	1,654	14,206	„ Holland - - - - -	255	-	255	5,963
„ Tuscany - - - - -	604	-	604	4,821	„ France - - - - -	101	-	101	2,479
„ Naples and Sicily - - -	1,999	-	1,999	16,855	„ Spain - - - - -	221	164	385	7,740
„ Turkey Proper - - - - -	1,308	136	1,444	11,730	„ Egypt - - - - -	126	-	126	2,632
„ China (exclusive of Hong Kong) - - - - -	3,372	-	3,372	28,918	„ United States:				
„ Japan - - - - -	1,928	-	1,928	17,998	N. Atlantic Ports - - -	18	10	28	1,638
„ United States:					S. Atlantic Ports - - -	-	5	5	60
N. Atlantic Ports - - -	1,903	2,745	4,648	53,326	„ Chili - - - - -	133	-	133	3,834
S. Atlantic Ports - - -	10	-	10	119	„ Brazil - - - - -	90	-	90	1,550
„ British India:					„ Argentine Confederation - -	61	68	129	2,511
Bombay and Sinde - - -	1,439	-	1,439	12,857					
Madras - - - - -	593	-	593	5,391					
Bengal and Pegu - - -	1,163	-	1,163	10,311					
„ Singapore and Eastern Straits Settlements - - -	538	25	563	4,291					
„ Hong Kong - - - - -	3,395	443	3,838	33,489					
Other Countries - - - - -	24,878	4,998	2,501	23,767					
Total - - - - -	-	-	32,377	295,993					

PRINCIPAL ARTICLES AND COUNTRIES TO WHICH EXPORTED (Cont ^d).	QUANTITIES.			TOTAL VALUE.	PRINCIPAL ARTICLES AND COUNTRIES TO WHICH EXPORTED (Cont ^d).	QUANTITIES.			TOTAL VALUE.
	In British Vessels.	In Foreign Vessels.	Total.			In British Vessels.	In Foreign Vessels.	Total.	
IRON (Cont^d):					IRON (Cont^d):				
RAILROAD—Wheels and Axles (Cont^d):					Castings; and Articles of Cast Iron, not specifically described (including Cast Tubes and Pipes (Cont^d):				
PRODUCE AND MANUFACTURES OF THE UNITED KINGDOM.					PRODUCE AND MANUFACTURES OF THE UNITED KINGDOM.				
To British India:	Tons.	Tons.	Tons.	£	To Mauritius - - -	Tons.	Tons.	Tons.	£
Bombay and Sinde	255	-	255	4,850	British India:	702	-	702	6,959
Madras - - -	82	-	82	1,617	Bombay and Sinde	2,929	-	2,929	33,333
Bengal and Pegu-	323	-	323	6,761	Madras - - -	2,054	-	2,054	14,391
Australia - - -	243	-	243	6,951	Bengal and Pegu-	3,959	21	3,980	34,676
British North America -	68	-	68	2,799	Singapore and Eastern Straits Settlements -	604	21	625	5,523
	3,929	518	4,447	17,818	Ceylon - - -	517	-	517	5,692
Other Countries - - -	-	-	425	7,677	Australia - - -	8,408	159	8,567	79,480
Total - - -	-	-	4,872	117,744	British North America -	868	-	868	8,344
					British West India Islands and British Guiana -	1,170	20	1,190	16,147
						69,362	12,498	81,860	39,664
					Other Countries - - -	-	-	4,308	39,664
					Total - - -	-	-	86,168	693,380
RAILROAD—Other Kinds:	Tons.	Tons.	Tons.	£	Hollow-ware:				
To Russia - - -	3,133	189	3,322	60,063	To Egypt - - -	Tons.	Tons.	Tons.	£
Sweden - - -	66	162	228	2,784	Western Africa (Foreign)	61	-	61	1,293
Prussia - - -	261	93	354	4,361	Cuba - - -	102	14	116	1,416
Belgium - - -	155	-	155	3,998	United States:	99	214	313	7,612
Portugal - - -	928	32	960	9,668	N. Atlantic Ports	63	15	78	2,322
Spain - - -	237	94	331	5,113	S. Atlantic Ports	52	1	53	1,143
Italy: Sardinian States -	729	-	729	20,044	Pacific Ports -	19	-	19	1,028
Tuscany - - -	214	-	214	5,001	Peru - - -	45	-	45	1,479
Naples and Sicily	508	-	508	7,870	Chili - - -	66	-	66	1,169
Turkey Proper - - -	2,108	60	2,168	39,780	Brazil - - -	268	84	352	9,503
Egypt - - -	1,501	4	1,505	35,675	Argentine Confederation	62	3	65	1,411
Cuba - - -	77	64	141	2,350	British Possessions in South Africa - - -	174	-	174	3,096
United States:					British India:				
N. Atlantic Ports-	161	-	161	3,544	Bengal and Pegu-	1,425	21	1,446	14,250
Mexico - - -	319	23	342	4,123	Australia - - -	1,157	18	1,175	30,548
Chili - - -	465	-	465	6,491	British North America -	152	1	153	3,812
Brazil - - -	632	169	801	14,860	British West India Islands and British Guiana -	132	8	140	2,731
Argentine Confederation	179	37	216	4,543		3,877	379	4,256	16,388
British India:					Other Countries - - -	-	-	898	16,388
Bombay and Sinde	2,062	-	2,062	30,274	Total - - -	-	-	5,154	99,201
Madras - - -	2,137	134	2,271	47,867					
Bengal and Pegu-	5,216	-	5,216	89,817					
Australia - - -	157	-	157	3,048					
	21,245	1,061	22,306	411,954					
Other Countries - - -	-	-	436	10,680					
Total - - -	-	-	22,742	411,954					
Castings; and Articles of Cast Iron, not specifically described (including Cast Tubes and Pipes):	Tons.	Tons.	Tons.	£	Sheets and Boiler Plates:				
To Russia - - -	9,482	3,417	12,899	90,444	To Russia - - -	Tons.	Tons.	Tons.	£
Sweden - - -	256	583	839	6,214	Norway - - -	3,800	446	4,246	52,428
Norway - - -	163	2,425	2,588	17,534	Denmark - - -	88	941	1,029	12,664
Denmark - - -	273	367	640	4,100	Prussia - - -	1,195	1,380	2,575	29,494
Prussia - - -	912	46	958	5,925	Hamburg - - -	1,725	240	1,965	24,065
Hanover - - -	797	-	797	4,033	Holland - - -	1,750	769	2,519	27,928
Hamburg - - -	966	84	1,050	10,098	France - - -	2,672	2,446	5,118	64,946
Holland - - -	2,272	346	2,618	19,416	Portugal, Azores, and Madeira - - -	1,246	-	1,246	20,230
France - - -	4,940	142	5,082	30,333	Spain and the Canaries -	890	33	923	10,205
Portugal, Azores, and Madeira -	641	15	656	5,016	Italy: Sardinian States -	67	1,491	1,558	20,027
Spain and the Canaries -	7,077	257	7,334	43,452	Naples and Sicily	1,538	11	1,549	19,982
Italy: Sardinian States -	1,272	3	1,275	8,618	Austrian Territories -	919	6	925	10,475
Tuscany - - -	2,027	22	2,049	12,582	Turkey Proper - - -	876	16	892	9,388
Naples and Sicily	1,591	68	1,659	10,330	Wallachia and Moldavia	2,008	168	2,176	25,437
Austrian Territories -	248	598	846	4,895	Egypt - - -	627	81	708	7,846
Turkey Proper - - -	1,594	368	1,962	21,149	Cuba - - -	1,573	154	1,727	23,544
Syria and Palestine -	956	-	956	4,843	United States:	42	865	907	13,270
Egypt - - -	4,198	-	4,198	30,887	N. Atlantic Ports	3,552	1,707	5,259	64,586
Cuba - - -	1,712	1,947	3,659	36,906	S. Atlantic Ports	50	14	64	682
St. Thomas - - -	478	94	572	7,916	Pacific Ports -	674	5	679	8,413
Mexico - - -	758	528	1,286	7,242	Chili - - -	823	-	822	14,241
Peru - - -	1,656	-	1,656	19,068	Brazil - - -	1,286	236	1,522	23,269
Chili - - -	1,254	491	1,745	11,975	Argentine Confederation	465	27	492	6,380
Brazil - - -	1,734	445	2,179	23,353					
Argentine Confederation	427	31	458	6,364					
British Possessions in South Africa -	467	-	467	6,478					

PRINCIPAL ARTICLES AND COUNTRIES TO WHICH EXPORTED (Cont ^d).	QUANTITIES.			TOTAL VALUE.	PRINCIPAL ARTICLES AND COUNTRIES TO WHICH EXPORTED (Cont ^d).	QUANTITIES.			TOTAL VALUE.
	In British Vessels.	In Foreign Vessels.	Total.			In British Vessels.	In Foreign Vessels.	Total.	
PRODUCE AND MANUFACTURES OF THE UNITED KINGDOM.					PRODUCE AND MANUFACTURES OF THE UNITED KINGDOM.				
IRON (Cont^d):					IRON (Cont^d):				
„ Sheets and Boiler Plates (Cont ^d):					„ Hoops (Cont ^d):				
To British India:	Tons.	Tons.	Tons.	£	To Argentine Confederation	Tons.	Tons.	Tons.	£
Bombay and Sinde	2,280	-	2,280	24,898	„ Gibraltar - - -	1,025	115	1,140	10,780
Madras - - -	937	-	937	12,106	„ British India:	730	-	730	7,518
Bengal and Pegu	5,460	-	5,460	60,218	Bombay and Sinde	545	-	545	5,396
„ Australia - - -	5,712	76	5,788	69,206	Bengal and Pegu	2,011	-	2,011	19,261
„ British North America -	5,225	-	5,225	59,106	„ Ceylon - - -	639	-	639	6,271
	47,479	11,112			„ Australia - - -	1,733	-	1,733	18,252
„ Other Countries - - -	-	-	4,935	68,114	„ British North America -	1,056	-	1,056	10,112
Total - - -	-	-	63,526	783,148	„ British West India Islands and British Guiana -	796	28	824	10,024
					„ Other Countries - - -	22,269	6,686	4,430	44,864
„ Armour Plates:					Total - - -	-	-	33,385	341,485
To Russia - - -	Tons.	Tons.	Tons.	£					
„ Denmark - - -	53	-	53	1,565	„ Wire of Iron or Steel (except Telegraphic Wire):				
„ Other Countries - - -	83	-	83	2,475	To Russia - - -	Tons.	Tons.	Tons.	£
Total - - -	136	-	97	2,246	„ Denmark - - -	126	35	161	7,071
			233	6,286	„ Hamburg - - -	110	179	289	6,073
„ Galvanized (other than Wire or Manufactures of Wire):					„ Holland - - -	337	146	483	17,365
To Spain and the Canaries -	Tons.	Tons.	Tons.	£	„ Holland - - -	502	8	510	13,291
„ Tuscany - - -	31	141	172	6,612	„ Belgium - - -	605	2	607	29,242
„ Egypt - - -	172	-	172	5,483	„ France - - -	292	45	337	18,191
„ Cuba - - -	213	359	213	6,472	„ Portugal, Azores, and Madeira -	214	101	315	6,993
„ Porto Rico - - -	7	258	366	10,643	„ Spain and the Canaries -	26	716	742	12,801
„ Chili - - -	170	428	428	9,698	„ Italy: Sardinian States -	244	6	250	5,420
„ Argentine Confederation	521	-	521	11,385	Naples and Sicily	211	3	214	4,106
„ British Possessions in South Africa -	882	60	942	21,296	„ Egypt - - -	243	-	243	4,762
„ Mauritius - - -	1,199	4	1,203	31,188	„ Japan - - -	105	-	105	2,768
„ British India:	390	-	390	10,901	„ United States:				
Bombay and Sinde	1,775	-	1,775	33,400	N. Atlantic Ports	1,995	61	2,056	53,575
Bengal and Pegu-	517	-	517	11,573	S. Atlantic Ports	6	2	8	153
„ Ceylon - - -	212	-	212	6,417	Pacific Ports -	62	-	62	988
„ Australia - - -	9,602	103	9,705	250,716	„ Argentine Confederation	1,181	284	1,465	17,071
„ British North America -	212	-	212	5,503	„ British India:				
„ British West India Islands and British Guiana -	530	13	543	15,773	Bombay and Sinde	443	-	443	9,614
„ Other Countries - - -	16,433	938	1,517	35,985	Madras - - -	876	-	876	11,531
Total - - -	-	-	18,888	473,045	Bengal and Pegu-	504	-	504	11,508
					„ Australia - - -	10,220	72	10,292	131,320
„ Hoops:					„ British North America -	568	-	568	12,291
To Russia - - -	Tons.	Tons.	Tons.	£	„ Other Countries - - -	18,870	1,660	1,648	34,623
„ Denmark - - -	824	162	986	10,783	Total - - -	-	-	22,178	410,757
„ Prussia - - -	751	715	1,466	14,660					
„ Hamburg - - -	410	114	524	5,465	„ Manufactures of Wire:				
„ Holland - - -	434	493	927	9,968	To Russia - - -	Tons.	Tons.	Tons.	£
„ Portugal, Azores, and Madeira -	793	-	793	8,666	„ Hamburg - - -	24	3	27	1,249
„ Spain and the Canaries -	1,793	41	1,834	18,127	„ Bremen - - -	26	5	31	1,135
„ Italy: Sardinian States -	233	2,341	2,574	25,405	„ Holland - - -	9	48	57	1,942
„ Tuscany - - -	1,117	5	1,122	10,951	„ Belgium - - -	38	1	39	1,343
„ Naples and Sicily	483	-	483	4,487	„ Spain and the Canaries -	73	3	76	1,617
„ Turkey Proper - - -	1,479	17	1,496	13,807	„ Turkey Proper - - -	29	21	50	1,538
„ Wallachia and Moldavia	453	63	516	5,405	„ Egypt - - -	41	-	41	1,007
„ Egypt - - -	590	165	755	6,999	„ United States:	41	-	41	1,120
„ Western Africa (Foreign)	354	-	354	6,999	N. Atlantic Ports	161	42	203	5,339
„ Cuba - - -	1,035	5	1,040	10,019	Pacific Ports -	8	-	8	284
„ United States:	50	650	700	6,962	„ British India:				
N. Atlantic Ports	1,404	1,585	2,989	31,099	Bombay and Sinde	135	-	135	4,584
S. Atlantic Ports	482	120	602	8,294	„ Singapore and Eastern Straits Settlements -	47	-	47	1,470
Pacific Ports -	350	10	360	3,565	„ Hong Kong - - -	97	-	97	2,412
„ Chili - - -	382	-	382	3,424	„ Australia - - -	215	-	215	8,249
„ Brazil - - -	317	57	374	3,922	„ British North America -	617	-	617	19,601
					„ Other Countries - - -	1,561	123	275	10,358
					Total - - -	-	-	1,959	63,248

PRINCIPAL ARTICLES AND COUNTRIES TO WHICH EXPORTED (Cont ^d).	QUANTITIES.			TOTAL VALUE.	PRINCIPAL ARTICLES AND COUNTRIES TO WHICH EXPORTED (Cont ^d).	QUANTITIES.			TOTAL VALUE.
	In British Vessels.	In Foreign Vessels.	Total.			In British Vessels.	In Foreign Vessels.	Total.	
PRODUCE AND MANUFACTURES OF THE UNITED KINGDOM.					PRODUCE AND MANUFACTURES OF THE UNITED KINGDOM.				
IRON (Cont ^d):					IRON (Cont ^d):				
" Anchors and Grapnels:					" Tubes and Pipes, Wrought:				
To Norway - - - -	Tons. 28	Tons. 165	Tons. 193	£ 3,670	To Russia - - - -	Tons. 1,452	Tons. 134	Tons. 1,586	£ 21,168
" Prussia - - - -	52	131	183	3,249	" Sweden - - - -	373	2	375	7,469
" Hamburg - - - -	154	11	165	2,976	" Norway - - - -	41	150	191	4,106
" Bremen - - - -	35	86	121	2,231	" Denmark - - - -	125	192	317	5,927
" Holland - - - -	92	8	100	1,936	" Prussia - - - -	663	249	912	16,317
" France - - - -	283	99	382	7,432	" Hamburg - - - -	1,070	290	1,360	26,629
" Spain and the Canaries -	24	81	105	2,916	" Bremen - - - -	52	340	392	7,776
" Italy: Sardinian States -	329	87	416	8,352	" Holland - - - -	1,808	16	1,824	34,494
Naples and Sicily	113	18	131	2,941	" Belgium - - - -	734	48	782	15,923
" Austrian Territories -	64	50	114	2,189	" France - - - -	1,232	98	1,330	26,253
" United States:					" Spain and the Canaries -	38	105	143	4,285
N. Atlantic Ports	52	54	106	1,963	" Italy: Sardinian States -	163	-	163	3,374
S. Atlantic Ports	5	-	5	85	Naples and Sicily -	128	-	128	2,900
Pacific Ports -	15	2	17	387	" Egypt - - - -	105	-	105	3,066
" British India:					" Cuba - - - -	64	243	307	4,488
Bombay and Sinde	79	-	79	1,577	" United States:				
Bengal and Pegu-	234	11	245	5,238	N. Atlantic Ports	634	3	637	17,034
" Singapore and Eastern					S. Atlantic Ports	2	-	2	54
Straits Settlements -	119	17	136	2,364	Pacific Ports -	293	-	293	6,702
" Australia - - - -	132	1	133	2,880	" Brazil - - - -	36	142	178	3,491
" British North America -	1,031	-	1,031	19,506	" British India:				
" Other Countries - - -	2,841	821	1,013	19,371	Bombay and Sinde	167	-	167	3,827
Total - - - -	-	-	4,675	91,263	Bengal and Pegu -	68	-	68	1,988
					" Australia - - - -	626	10	636	15,337
" Chains and Cables:					" British North America -	747	-	747	16,665
To Russia - - - -	Tons. 273	Tons. 191	Tons. 464	£ 6,702	" Other Countries - - -	10,621	2,022	741	15,032
" Sweden - - - -	43	100	143	2,327	Total - - - -	-	-	13,384	264,305
" Norway - - - -	90	867	957	14,489					
" Denmark - - - -	112	210	322	5,024	" Nails, Screws, and Rivets:				
" Prussia - - - -	210	307	517	7,587	To Russia - - - -	Tons. 606	Tons. 108	Tons. 714	£ 14,972
" Mecklenburg - - - -	11	151	162	2,552	" Denmark - - - -	45	71	116	2,909
" Hanover - - - -	4	148	152	2,014	" Hamburg - - - -	169	99	268	5,533
" Oldenburg - - - -	60	136	196	2,733	" Holland - - - -	169	13	182	4,175
" Hamburg - - - -	597	161	758	11,809	" France - - - -	102	-	102	2,172
" Bremen - - - -	74	272	346	4,830	" Portugal and Madeira -	132	18	150	2,642
" Holland - - - -	690	125	815	13,449	" Spain and the Canaries -	17	137	154	3,644
" Portugal, Azores, and					" Turkey Proper - - - -	160	8	168	2,936
Madeira - - - -	178	11	189	3,241	" Egypt - - - -	199	1	200	5,133
" Spain and the Canaries -	187	240	427	7,433	" Cuba - - - -	49	322	371	8,074
" Italy: Sardinian States -	1,303	281	1,584	23,115	" St. Thomas - - - -	55	173	228	4,721
Naples and Sicily	394	37	431	6,685	" United States:				
" Austrian Territories	414	139	553	7,907	N. Atlantic Ports	89	47	136	5,566
" Greece - - - -	248	-	248	3,346	S. Atlantic Ports	45	2	47	1,416
" Turkey Proper - - - -	314	58	372	5,629	Pacific Ports -	16	1	17	892
" Egypt - - - -	161	-	161	3,050	" Peru - - - -	86	-	86	2,189
" United States:					" Chili - - - -	119	-	119	2,340
N. Atlantic Ports-	2,591	1,300	3,891	57,544	" Brazil - - - -	330	74	404	12,209
S. Atlantic Ports-	67	121	188	2,988	" Argentine Confederation	131	30	161	3,638
Pacific Ports -	118	8	126	2,172	" Channel Islands - - -	92	-	92	2,745
" Mexico - - - -	102	-	102	2,173	" British Possessions in				
" Brazil - - - -	78	154	232	3,513	South Africa - - -	165	-	165	3,874
" Channel Islands - - -	156	-	156	2,619	" Mauritius - - - -	245	2	247	5,833
" British India:					" British India:				
Bombay and Sinde	183	-	183	3,332	Bombay and Sinde	621	-	621	12,436
Bengal and Pegu-	956	-	956	15,244	Madras - - - -	106	-	106	2,883
" Singapore and Eastern					Bengal and Pegu -	1,157	-	1,157	22,405
Straits Settlements -	233	51	284	3,805	" Australia - - - -	4,570	73	4,643	110,373
" Australia - - - -	740	7	747	14,438	" British North America -	1,504	7	1,511	32,215
" British North America -	3,727	2	3,729	51,311	" British West India Islands				
" Other Countries - - -	14,314	5,077	1,429	23,543	and British Guiana -	1,194	52	1,246	30,259
Total - - - -	-	-	20,820	316,604	" Other Countries - - -	12,173	1,238	1,279	28,007
					Total - - - -	-	-	14,690	336,191

PRINCIPAL ARTICLES AND COUNTRIES TO WHICH EXPORTED (Cont ^d).	QUANTITIES.			TOTAL VALUE.	PRINCIPAL ARTICLES AND COUNTRIES TO WHICH EXPORTED (Cont ^d).	QUANTITIES.			TOTAL VALUE.
	In British Vessels.	In Foreign Vessels.	Total.			In British Vessels.	In Foreign Vessels.	Total.	
PRODUCE AND MANUFACTURES OF THE UNITED KINGDOM.					PRODUCE AND MANUFACTURES OF THE UNITED KINGDOM.				
IRON (Cont ^d):					IRON (Cont ^d):				
„ Bedsteads:					„ Lighthouses, Bridge-work, Parts of Vessels, and other Structures of Iron (Cont ^d):				
To Spain and the Canaries -	Tons. 6	Tons. 193	Tons. 199	£ 10,750	To Ceylon - - - -	Tons. 150	Tons. -	Tons. 150	£ 3,605
„ Egypt - - - -	45	3	48	2,355	„ Australia - - - -	1,041	-	1,041	20,330
„ Cuba - - - -	1	145	146	7,971	„ British North America -	151	-	151	3,118
„ Mexico - - - -	30	-	30	2,218	„ British West India Islands and British Guiana -	492	-	492	9,566
„ Peru - - - -	108	-	108	4,695		28,925	672		
„ Argentine Confederation	139	16	155	7,216	„ Other Countries -	-	-	1,015	18,146
„ Gibraltar - - - -	74	-	74	3,393	Total - - - -	-	-	30,612	569,289
„ British Possessions in South Africa - - - -	121	-	121	3,771					
„ Mauritius - - - -	45	-	45	2,047	„ Other Sorts of Wrought Iron, not being Ordnance, nor otherwise specifically described:				
„ Australia - - - -	1,535	-	1,535	45,701	To Russia - - - -	Tons. 2,530	Tons. 462	Tons. 2,992	£ 51,564
„ Other Countries - - -	2,104	357	343	13,398	„ Sweden - - - -	222	51	273	5,962
Total - - - -	-	-	2,804	103,515	„ Norway - - - -	98	630	728	9,982
„ Agricultural Implements, composed wholly of Iron, and not falling under the description of Machinery:					„ Denmark - - - -	162	313	475	7,841
To United States:	Tons.	Tons.	Tons.	£	„ Prussia - - - -	271	58	329	6,026
N. Atlantic Ports -	36	4	40	1,692	„ Hamburg - - - -	752	139	891	14,752
S. Atlantic Ports -	11	4	15	901	„ Holland - - - -	552	58	610	13,189
Pacific Ports -	1	-	1	27	„ Belgium - - - -	597	90	687	17,364
„ British Possessions in South Africa - - - -	88	-	88	1,969	„ France - - - -	906	19	925	23,344
„ British India:					„ Portugal, Azores, and Madeira - - - -	353	51	404	8,941
Bengal and Pegu -	34	-	34	1,174	„ Spain and the Canaries -	493	326	819	18,196
„ Australia - - - -	96	-	96	3,026	„ Italy: Sardinian States -	409	1	410	9,983
„ Other Countries - - -	266	8	149	4,388	Tuscany - - - -	546	-	546	10,772
Total - - - -	-	-	423	13,177	Adriatic Ports of Ancona and the Romagna - - - -	897	-	897	16,179
„ Articles composed partly of Wrought and partly of Cast Iron, not otherwise described:					Naples and Sicily -	176	10	186	5,121
To Brazil - - - -	Tons. 263	Tons. -	Tons. 263	£ 11,345	„ Turkey Proper - - - -	418	14	432	7,977
„ British India:					„ Egypt - - - -	463	-	463	14,113
Bombay and Sinde	60	-	60	3,510	„ China (exclusive of Hong Kong) - - - -	590	-	590	9,540
Bengal and Pegu -	29	-	29	1,144	„ Cuba - - - -	300	210	510	10,804
„ Australia - - - -	170	-	170	6,250	„ United States:				
„ Other Countries - - -	522	-	314	9,568	N. Atlantic Ports	1,945	99	2,044	53,983
Total - - - -	-	-	836	31,817	S. Atlantic Ports	9	6	15	582
„ Lighthouses, Bridge-work, Parts of Vessels, and other Structures of Iron:					Pacific Ports -	8	-	8	109
To Russia - - - -	Tons. 84	Tons. 75	Tons. 159	£ 2,715	„ Mexico - - - -	578	204	782	15,452
„ Denmark - - - -	223	-	223	3,594	„ Peru - - - -	530	-	530	14,067
„ Portugal - - - -	132	-	132	2,644	„ Chili - - - -	413	-	413	7,778
„ Spain - - - -	30	90	120	4,049	„ Brazil - - - -	1,193	189	1,382	27,621
„ Italy: Sardinian States -	247	64	311	4,825	„ Argentine Confederation	489	22	511	10,642
„ Turkey Proper - - - -	170	-	170	4,270	„ British Possessions in South Africa - - - -	513	-	513	14,410
„ Egypt - - - -	4,705	-	4,705	106,505	„ Mauritius - - - -	272	-	272	5,987
„ Japan - - - -	661	-	661	7,674	„ British India:				
„ Cuba - - - -	13	80	93	2,486	Bombay and Sinde	3,156	-	3,156	72,393
„ St. Thomas - - - -	298	-	298	4,580	Madras - - - -	915	-	915	17,895
„ United States:					Bengal and Pegu -	1,737	2	1,739	36,820
N. Atlantic Ports -	431	116	547	10,955	„ Australia - - - -	4,896	118	5,014	106,613
„ New Granada - - - -	496	28	524	16,695	„ British North America -	1,682	-	1,682	26,601
„ Chili - - - -	319	-	319	5,370	„ British West India Islands and British Guiana -	507	12	519	13,851
„ Brazil - - - -	100	5	105	2,504		29,578	3,084		
„ Argentine Confederation	307	145	452	8,443	„ Other Countries - - -	-	-	2,076	43,587
„ Mauritius - - - -	698	-	698	12,827	Total - - - -	-	-	34,738	730,041
„ British India:					„ Steel, cast in Ingots:				
Bombay and Sinde	14,554	-	14,554	245,866	To Holland - - - -	Tons. 87	Tons. -	Tons. 87	£ 2,014
Madras - - - -	1,146	-	1,146	19,797	„ France - - - -	131	-	131	3,433
Bengal and Pegu -	2,477	69	2,546	48,725	„ Spain - - - -	12	11	23	940
					„ British India:				
					Madras - - - -	46	-	46	1,795
					„ Australia - - - -	101	-	101	2,811
					„ Other Countries - - -	377	11	82	3,544
					Total - - - -	-	-	470	14,537

PRINCIPAL ARTICLES AND COUNTRIES TO WHICH EXPORTED (Contd.).	QUANTITIES.			TOTAL VALUE.	PRINCIPAL ARTICLES AND COUNTRIES TO WHICH EXPORTED (Contd.).	QUANTITIES.			TOTAL VALUE.
	In British Vessels.	In Foreign Vessels.	Total.			In British Vessels.	In Foreign Vessels.	Total.	
IRON (Contd.):					IRON (Contd.):				
PRODUCE AND MANUFACTURES OF THE UNITED KINGDOM.					FOREIGN AND COLONIAL PRODUCE.				
” Steel, Bar of all Kinds:	Tons.	Tons.	Tons.	£	” and Steel, Wrought or Manufactured, viz., Machinery, Wrought Castings, Tools, Cutlery, &c. (Foreign):	Cwts.	Cwts.	Cwts.	£
To Russia - - - -	704	38	742	21,110	To Russia - - - -	478	689	1,167	3,163
” Denmark - - - -	111	103	214	6,223	” Holland - - - -	162	16	178	1,426
” Prussia - - - -	664	109	773	22,339	” Belgium - - - -	174	37	211	2,104
” Hamburg - - - -	399	421	820	28,422	” France - - - -	351	40	391	5,462
” Bremen - - - -	31	122	153	6,497	” Spain and the Canaries -	427	906	1,333	2,190
” Holland - - - -	879	5	884	28,997	” Italy: Naples and Sicily	2,092	-	2,092	3,330
” Belgium - - - -	1,639	5	1,644	55,828	” Turkey Proper - - - -	549	-	549	1,932
” France - - - -	1,255	491	1,746	64,410	” Egypt - - - -	655	-	655	2,951
” Spain and the Canaries -	14	129	143	4,486	” Philippine Islands - -	-	910	910	1,581
” Italy: Sardinian States -	202	-	202	6,223	” China - - - -	287	-	287	1,590
” Italy: Naples and Sicily	162	-	162	3,648	” Mexico - - - -	673	-	673	2,147
” Egypt - - - -	143	4	147	3,630	” New Granada - - - -	217	-	217	2,641
” Cuba - - - -	20	81	101	3,317	” Gibraltar - - - -	1,217	-	1,217	1,313
” United States:					” British India:				
” N. Atlantic Ports	8,943	1,380	10,323	324,165	” Bombay and Sinde	671	-	671	2,598
” S. Atlantic Ports	10	29	39	1,559	” Madras - - - -	1,125	-	1,125	1,295
” Pacific Ports - - - -	139	26	165	6,552	” Bengal and Pegu -	1,571	-	1,571	3,447
” Chili - - - -	147	-	147	4,891	” Hong Kong - - - -	19	-	19	266
” Brazil - - - -	75	51	126	6,923	” Australia - - - -	4,039	9	4,048	5,623
” British India:					” Other Countries - - -	3,744	223	3,967	8,270
” Bombay and Sinde	169	-	169	4,041	Total - - - -	18,451	2,830	21,281	53,329
” Madras - - - -	74	-	74	2,012	PRODUCE AND MANUFACTURES OF THE UNITED KINGDOM.				
” Bengal and Pegu -	73	-	73	2,024	<i>(Entered at Value only.)</i>				
” Australia - - - -	499	-	499	16,903	” Gold or Silver, or Precious Stones set in Gold:	£	£	£	
” British North America -	792	1	793	23,417	To Hamburg - - - -	2,009	179	2,188	
” Other Countries - - -	-	-	749	23,697	” Egypt - - - -	58,144	-	58,144	
Total - - - -	17,144	2,995	20,888	671,314	” New Granada - - - -	5,133	-	5,133	
” Sheets:	Tons.	Tons.	Tons.	£	” British Possessions in South Africa - - - -	3,714	-	3,714	See under Quantities.)
To Prussia - - - -	55	18	73	2,999	” Australia - - - -	1,124	-	1,124	
” Hamburg - - - -	90	101	191	9,934	” British West India Islands and British Guiana -	1,988	7	1,995	
” Bremen - - - -	15	80	95	4,800	” Other Countries - - -	72,112	186	22,015	
” Holland - - - -	233	-	233	8,084	Total - - - -	-	-	94,313	
” Belgium - - - -	119	-	119	3,519	<i>(Entered at Value only.)</i>				
” France - - - -	756	-	756	25,846	” Other Sorts:	£	£	£	
” United States:					To Belgium - - - -	57	6,565	6,622	
” N. Atlantic Ports	785	73	858	33,673	” Egypt - - - -	31,472	-	31,472	
” Pacific Ports - - - -	14	-	14	477	” United States:				
” Other Countries - - -	2,067	272	180	6,946	” N. Atlantic Ports -	4,343	30	4,373	
Total - - - -	-	-	2,519	96,278	” S. Atlantic Ports -	64	-	64	
” Manufactures of Steel or Steel and Iron combined (including Anvils, Vices, Saws, Files, Edge Tools, Cranks, Side Bars, &c.):	Tons.	Tons.	Tons.	£	” Pacific Ports - - - -	-	10	10	
To Russia - - - -	750	34	784	52,211	” New Granada - - - -	2,722	-	2,722	
” Prussia - - - -	111	28	139	7,907	” Channel Islands - - -	1,607	-	1,607	
” Hamburg - - - -	64	36	100	7,532	” British Possessions in South Africa - - - -	1,401	-	1,401	See under Quantities.)
” Holland - - - -	296	-	296	13,640	” Australia - - - -	2,486	40	2,526	
” Belgium - - - -	543	3	546	21,230	” British North America -	10,172	-	10,172	
” France - - - -	666	31	697	122,693	” Other Countries - - -	57,324	6,645	5,949	
” Spain and the Canaries -	9	131	140	9,013	Total - - - -	-	-	69,918	
” Italy: Sardinian States -	195	-	195	8,024	JUTE YARN:				
” Italy: Naples and Sicily -	72	1	73	4,005	To Hamburg - - - -	Lbs.	Lbs.	Lbs.	£
” Egypt - - - -	78	1	79	11,613	” Holland - - - -	145,413	-	145,413	4,068
” United States:					” France - - - -	2,471,030	258,782	2,729,812	36,843
” N. Atlantic Ports -	1,792	259	2,051	90,045	” Spain - - - -	193,157	-	193,157	3,357
” S. Atlantic Ports -	34	15	49	2,283	” Italy: Sardinian States -	36,408	1,210,267	1,246,675	23,501
” Pacific Ports - - - -	23	2	25	964	” United States:				
” British India:					” N. Atlantic Ports -	344,833	57,187	402,020	9,291
” Bombay and Sinde	121	-	121	6,500	” Other Countries - - -	3,252,597	1,526,236	165,397	3,666
” Madras - - - -	47	-	47	3,306	Total - - - -	-	-	4,944,230	82,141
” Bengal and Pegu -	148	2	150	12,880					
” Australia - - - -	502	4	506	36,883					
” British North America -	133	-	133	9,879					
” Other Countries - - -	5,584	547	749	39,659					
Total - - - -	-	-	6,880	460,267					

PRINCIPAL ARTICLES AND COUNTRIES TO WHICH EXPORTED (Contd.).	QUANTITIES.			TOTAL VALUE.
	In British Vessels.	In Foreign Vessels.	Total.	
PRODUCE AND MANUFACTURES OF THE UNITED KINGDOM.				
JUTE MANUFACTURES:				
„ Not made up:				
To Denmark - - -	Yards. 327,687	Yards. 124,238	Yards. 451,925	£ 9,379
„ Prussia - - -	1,732,154	244,921	1,977,075	34,856
„ Hamburg - - -	3,317,824	7,600	3,325,424	55,584
„ Holland - - -	1,558,781	321,775	1,880,556	33,117
„ France - - -	263,965	203	264,168	5,249
„ Portugal, and Madeira	241,973	-	241,973	5,574
„ Spain and the Canaries	12,889	65,407	78,296	3,149
„ Italy: Naples and Sicily	413,341	-	413,341	9,503
„ Turkey Proper - - -	358,580	-	358,580	8,969
„ Egypt - - -	358,872	-	358,872	10,555
„ United States:				
N. Atlantic Ports	3,343,766	22,643	3,366,409	55,618
S. Atlantic Ports	-	3,760	3,760	181
Pacific Ports - - -	450,764	-	450,764	9,593
„ Brazil - - -	155,569	215,939	371,508	6,662
„ Other Countries - - -	12,536,165	1,006,486	1,857,808	37,318
Total - - -	-	-	15,400,459	285,307
(Entered at Value only.)				
„ Made up:				
To Hamburg - - -	£ 3,193	£ -	£ 3,193	
„ Holland - - -	8,461	2,427	10,888	
„ France - - -	1,546	-	1,546	
„ Turkey Proper - - -	2,453	-	2,453	
„ United States:				
N. Atlantic Ports	279	-	279	(See under
Pacific Ports - - -	2,695	-	2,695	Quantities.)
„ Other Countries - - -	18,627	2,427	5,179	
Total - - -	-	-	26,233	
(Entered at Value only.)				
LAMPS, CHANDELIERS, CANDELABRA, and GASFITTINGS:				
To Russia - - -	£ 6,113	£ 1,036	£ 7,149	
„ Hamburg - - -	2,962	932	3,894	
„ Bremen - - -	545	2,158	2,703	
„ Holland - - -	9,583	29	9,612	
„ Belgium - - -	2,521	62	2,583	
„ France - - -	2,553	-	2,553	
„ Portugal, Azores, and Madeira	2,494	431	2,925	
„ Spain and the Canaries	1,274	1,836	3,110	
„ Egypt - - -	6,583	350	6,933	
„ China (exclusive of Hong Kong)	1,877	-	1,877	
„ United States:				
N. Atlantic Ports	1,264	783	2,047	(See under
S. Atlantic Ports	15	-	15	Quantities.)
Pacific Ports - - -	148	-	148	
„ Peru - - -	3,119	-	3,119	
„ Brazil - - -	7,445	700	8,145	
„ Uruguay - - -	2,518	-	2,518	
„ Argentine Confederation	3,015	220	3,235	
„ British India:				
Bombay and Sinde	19,032	-	19,032	
Madras - - -	2,974	-	2,974	
Bengal and Pegu -	11,995	-	11,995	
„ Singapore and Eastern Straits Settlements	2,623	-	2,623	
„ Hong Kong - - -	3,344	-	3,344	
„ Australia - - -	9,521	629	10,150	
„ Other Countries - - -	103,518	9,166	20,247	
Total - - -	-	-	132,931	

PRINCIPAL ARTICLES AND COUNTRIES TO WHICH EXPORTED (Contd.).	QUANTITIES.			TOTAL VALUE.
	In British Vessels.	In Foreign Vessels.	Total.	
PRODUCE AND MANUFACTURES OF THE UNITED KINGDOM.				
LARD:				
To Portugal and Madeira -	Cwts. 348	Cwts. 3	Cwts. 351	£ 1,056
„ Brazil - - -	1,549	44	1,593	5,620
„ Gibraltar - - -	285	-	285	1,044
„ British West India Islands and British Guiana -	297	-	297	1,296
„ Other Countries - - -	2,479	47	1,281	4,100
Total - - -	-	-	3,807	13,116
LEAD:				
„ Ore:				
To Egypt - - -	Tons. 61	Tons. -	Tons. 61	£ 1,141
„ British India: Bombay and Sinde	50	-	50	975
„ Other Countries - - -	111	-	12	224
Total - - -	-	-	123	2,340
„ Pig:				
To Russia - - -	Tons. 823	Tons. 391	Tons. 1,214	£ 24,241
„ Norway - - -	8	91	99	2,005
„ Denmark - - -	59	51	110	2,036
„ France - - -	3,893	617	4,510	92,071
„ China (exclusive of Hong Kong) - - -	1,153	-	1,153	24,044
„ Japan - - -	160	-	160	3,291
„ United States:				
N. Atlantic Ports	2,317	5,844	8,161	164,969
Pacific Ports - - -	51	-	51	992
„ Brazil - - -	172	88	260	5,338
„ British India:				
Bombay and Sinde	159	-	159	3,243
„ Hong Kong - - -	935	-	935	19,558
„ Australia - - -	366	-	366	7,636
„ British North America -	110	-	110	2,216
„ Bermudas - - -	131	-	131	3,100
„ Bahamas - - -	203	101	304	6,179
„ Antigua - - -	50	-	50	1,100
„ Other Countries - - -	10,590	7,183	668	13,868
Total - - -	-	-	18,441	375,887
„ Rolled and Sheet:				
To Russia - - -	Tons. 599	Tons. 54	Tons. 653	£ 14,660
„ Hamburg - - -	153	1	154	3,184
„ Portugal and Azores - - -	154	32	186	4,113
„ China (exclusive of Hong Kong) - - -	76	-	76	2,253
„ Japan - - -	257	-	257	7,715
„ Brazil - - -	153	249	402	9,235
„ British Possessions in South Africa - - -	128	-	128	2,792
„ Mauritius - - -	150	8	158	3,444
„ British India:				
Bombay and Sinde	121	-	121	2,598
Bengal and Pegu -	434	-	434	12,570
„ Australia - - -	1,098	1	1,099	23,654
„ British North America -	233	-	233	4,950
„ British West India Islands and British Guiana -	104	-	104	2,256
„ Other Countries - - -	3,660	345	685	15,021
Total - - -	-	-	4,690	108,445

PRINCIPAL ARTICLES AND COUNTRIES TO WHICH EXPORTED (Cont ^d).	QUANTITIES.			TOTAL VALUE.	PRINCIPAL ARTICLES AND COUNTRIES TO WHICH EXPORTED (Cont ^d).	QUANTITIES.			TOTAL VALUE.
	In British Vessels.	In Foreign Vessels.	Total.			In British Vessels.	In Foreign Vessels.	Total.	
PRODUCE AND MANUFACTURES OF THE UNITED KINGDOM.					PRODUCE AND MANUFACTURES OF THE UNITED KINGDOM.				
LEAD (Cont^d):					LEAD (Cont^d):				
» Piping and Tubing :	Tons.	Tons.	Tons.	£	» Red (Cont^d):	Cwts.	Cwts.	Cwts.	£
To Russia - - -	39	17	56	1,246	To Brazil - - -	962	820	1,782	2,032
» Hamburg - - -	259	3	262	5,653	» British India :				
» France - - -	71	-	71	1,442	Bombay and Sinde	4,581	-	4,581	5,367
» Brazil - - -	231	105	336	7,903	Bengal and Pegu -	9,104	-	9,104	10,751
» British India :					» Australia - - -	2,110	-	2,110	2,650
Bombay and Sinde	144	-	144	3,268					
» Australia - - -	176	-	176	3,999	» Other Countries - -	40,072	21,208	7,172	8,395
» British North America -	72	-	72	1,620	Total - - -	-	-	68,452	78,890
» Other Countries - -	992	125	578	13,303					
Total - - -	-	-	1,695	38,334	» White :	Cwts.	Cwts.	Cwts.	£
					To Russia - - -	4,222	1,873	6,095	7,289
» Shot :	Tons.	Tons.	Tons.	£	» Denmark - - -	1,674	1,248	2,922	3,538
To New Granada - - -	27	24	51	1,342	» France - - -	1,211	-	1,211	1,349
» Brazil - - -	363	116	479	11,442	» Portugal, Azores, and				
» Uruguay - - -	56	11	67	1,699	Madeira - - -	3,715	1,178	4,893	6,826
» Argentine Confederation	56	3	59	1,413	» United States :				
» British Possessions in					N. Atlantic Ports	4,271	8,002	12,273	16,667
South Africa - - -	53	2	55	1,321	Pacific Ports -	214	34	248	275
» British India ;					» Brazil - - -	2,315	3,585	5,900	8,132
Bengal and Pegu	216	1	217	5,409	» Argentine Confederation	549	620	1,169	1,657
» Australia - - -	543	3	546	13,197	» British India :				
» British North America -	329	1	330	7,493	Bombay and Sinde	1,145	-	1,145	1,547
» British West India Islands					Bengal and Pegu -	2,255	-	2,255	3,156
and British Guiana -	50	-	50	1,206	» Australia - - -	15,691	300	15,991	23,704
» Other Countries - -	1,693	161	598	14,496	» British North America -	5,309	-	5,309	7,390
Total - - -	-	-	2,452	59,018	» Other Countries - -	42,571	16,840	7,352	9,737
					Total - - -	-	-	66,763	91,267
» Litharge of :	Cwts.	Cwts.	Cwts.	£	LEATHER :				
To Russia - - -	337	1,592	1,929	2,134	» Tanned, Unwrought :	Cwts.	Cwts.	Cwts.	£
» Hamburg - - -	994	-	994	1,087	To Russia - - -	1,141	14	1,155	8,934
» France - - -	1,954	271	2,225	3,770	» Norway - - -	142	709	851	5,780
» Italy: Sardinian States -	368	787	1,155	1,159	» Hamburg - - -	4,632	111	4,743	41,655
» Other Countries - -	3,653	2,650	4,817	5,476	» Holland - - -	6,487	100	6,587	67,326
Total - - -	-	-	11,120	13,626	» Belgium - - -	1,684	3,735	5,419	56,765
					» France - - -	5,140	4	5,144	38,560
» Red :	Cwts.	Cwts.	Cwts.	£	» Portugal and Madeira -	122	107	229	3,492
To Russia - - -	1,422	2,839	4,261	4,663	» United States :				
» Denmark - - -	764	933	1,697	1,789	N. Atlantic Ports	8,095	589	8,684	86,715
» Hamburg - - -	2,499	-	2,499	2,668	S. Atlantic Ports	1	-	1	10
» Holland - - -	1,930	-	1,930	2,101	Pacific Ports -	4	2	6	62
» Belgium - - -	3,358	210	3,568	4,261	» Brazil - - -	554	796	1,350	12,974
» France - - -	4,146	740	4,886	5,635	» Channel Islands - -	881	-	881	6,499
» Portugal, Azores, and					» British Possessions in				
Madeira - - -	1,581	768	2,349	2,663	South Africa - -	207	-	207	2,021
» Spain and the Canaries -	527	1,952	2,479	2,686	» British India :				
» Italy: Sardinian States -	1,303	2,263	3,566	3,750	Bombay and Sinde	332	-	332	3,390
Tuscany - - -	634	997	1,631	1,731	Madras - - -	173	-	173	2,105
» Austrian Territories -	570	1,609	2,179	2,288	Bengal and Pegu -	691	2	693	7,326
» Turkey Proper - - -	446	473	919	1,066	» Australia - - -	1,622	8	1,630	22,507
» Egypt - - -	1,157	120	1,277	1,711	» British North America -	500	2	502	5,436
» United States :					» British West India Islands				
N. Atlantic Ports	2,486	7,327	9,813	11,890	and British Guiana -	1,533	182	1,715	13,920
Pacific Ports -	492	127	619	793	» Other Countries - -	33,941	6,361	2,452	23,772
					Total - - -	-	-	42,754	409,249

PRINCIPAL ARTICLES AND COUNTRIES TO WHICH EXPORTED (Cont ^d).	QUANTITIES.			TOTAL VALUE.	PRINCIPAL ARTICLES AND COUNTRIES TO WHICH EXPORTED (Cont ^d).	QUANTITIES.			TOTAL VALUE.
	In British Vessels.	In Foreign Vessels.	Total.			In British Vessels.	In Foreign Vessels.	Total.	
PRODUCE AND MANUFACTURES OF THE UNITED KINGDOM.					PRODUCE AND MANUFACTURES OF THE UNITED KINGDOM.				
LEATHER (Cont^d):					LEATHER (Cont^d):				
" Wrought, Boots and Shoes :					" Other Sorts not specifically described (Cont ^d):				
To Turkey Proper - - -	Pairs. 18,591	Pairs. 170	Pairs. 18,761	£ 5,808	To British India :	Lbs. 42,413	Lbs. -	Lbs. 42,413	£ 4,430
" Egypt - - - - -	61,620	-	61,620	21,844	Bombay and Sinde	4,956	-	4,956	830
" Cuba - - - - -	2,960	4,800	7,760	2,345	Madras - - - - -	30,901	-	30,901	2,882
" St. Thomas - - - - -	14,383	524	14,907	4,158	Bengal and Pegu	128,649	-	128,649	24,338
" United States :					" Australia - - - - -	45,549	84	45,633	8,030
N. Atlantic Ports	9,210	-	9,210	3,047	" British North America -	23,195	182	23,377	3,190
S. Atlantic Ports	2,509	-	2,509	888	and British Guiana -				
Pacific Ports	532	54	586	150	" Other Countries - - -	1,273,300	10,633	96,038	14,097
" New Granada - - -	12,348	-	12,348	4,019	Total - - - - -	-	-	1,379,971	193,207
" Chili - - - - -	7,314	-	7,314	2,419	FOREIGN AND COLONIAL PRODUCE.				
" Brazil - - - - -	383,671	23,507	407,178	101,734	" Manufactures (Foreign):				
" Uruguay - - - - -	26,511	-	26,511	6,423	Gloves :				
" Argentine Confederation	41,349	1,551	42,900	10,756	To France - - - - -	Pairs. 15,720	Pairs. -	Pairs. 15,720	£ 1,703
" Channel Islands - - -	13,531	-	13,531	3,742	" United States:				
" Gibraltar - - - - -	12,796	-	12,796	2,955	N. Atlantic Ports	16,320	-	16,320	1,768
" St. Helena - - - - -	7,678	-	7,678	2,559	Pacific Ports -	720	-	720	78
" British Possessions in					" British Possessions in				
South Africa - - - - -	192,683	500	193,183	67,188	South Africa - - - - -	2,880	-	2,880	312
" Mauritius - - - - -	8,317	-	8,317	2,597	" British North America -	9,756	-	9,756	1,057
" British India :					" British West India Islands	1,812	-	1,812	196
Bombay and S. inde	15,612	-	15,612	5,186	" Other Countries - - -	2,256	-	2,256	245
Madras - - - - -	7,914	-	7,914	2,933	Total - - - - -	49,464	-	49,464	5,359
Bengal and Pegu -	22,334	218	22,552	7,358	" Boots and Shoes, and Boot				
" Ceylon - - - - -	5,967	-	5,967	2,314	Fronts (Foreign):				
" Australia - - - - -	3,764,761	3,300	3,768,061	1,040,812	To France - - - - -	Pairs. 2,352	Pairs. -	Pairs. 2,352	£ 809
" British North America -	216,003	3,560	219,563	60,051	" Japan - - - - -	3,240	-	3,240	1,242
" British West India Islands					" Australia - - - - -	29,670	6,000	35,670	10,003
and British Guiana -	300,224	6,179	306,403	79,873	" British North America -	2,388	-	2,388	897
" British Honduras - - -	10,765	-	10,765	2,643	" British West India Islands	10,198	-	10,198	3,319
" Other Countries - - -	5,159,583	44,363	5,203,946	1,462,105	" Other Countries - - -	2,264	300	2,564	670
Total - - - - -	-	-	5,271,398	1,462,105	Total - - - - -	50,112	6,300	56,412	16,940
" Wrought, Gloves :					<i>(Entered at Value only.)</i>				
To Egypt - - - - -	Pairs. 101,028	Pairs. -	Pairs. 101,028	£ 11,283	" Manufactures, Unenumerated				
" United States:					(Foreign):				
N. Atlantic Ports	83,334	300	83,634	6,062	To Holland - - - - -	£ 681	£ -	£ 681	(See under
S. Atlantic Ports	1,044	-	1,044	146	" France - - - - -	301	-	301	Quantities.)
" British Possessions in					" Japan - - - - -	305	-	305	
South Africa - - - - -	18,223	-	18,223	1,723	" United States:				
" Australia - - - - -	138,936	-	138,936	16,741	N. Atlantic Ports	1,190	-	1,190	
" British North America -	55,901	-	55,901	5,360	" Australia - - - - -	798	-	798	
" Other Countries - - -	398,466	300	398,766	5,777	" British North America -	276	-	276	
Total - - - - -	-	-	458,134	47,092	" Other Countries - - -	707	100	807	
" Other Sorts not specifically					Total - - - - -	4,258	100	4,358	
described:					PRODUCE AND MANUFACTURES OF THE UNITED KINGDOM.				
To Russia - - - - -	Lbs. 31,947	Lbs. 3,920	Lbs. 35,417	£ 3,688	" LINEN YARN :				
" Hamburg - - - - -	52,288	4,835	57,123	6,096	Of all Sorts :				
" Holland - - - - -	45,464	685	46,149	4,783	To Norway - - - - -	Lbs. 23,869	Lbs. 41,913	Lbs. 65,782	£ 5,694
" Belgium - - - - -	39,727	398	40,125	3,947	" Denmark - - - - -	382,354	282,950	665,304	40,278
" France - - - - -	265,998	-	265,998	28,709	" Prussia - - - - -	854,427	100,338	954,765	69,401
" Egypt - - - - -	65,857	25	65,882	14,135	" Hanover - - - - -	101,131	2,912	104,043	10,543
" Japan - - - - -	12,421	-	12,421	1,742	" Hamburg - - - - -	5,269,623	686,415	5,956,038	480,278
" United States :					" Bremen - - - - -	148,716	725,390	874,106	83,324
N. Atlantic Ports-	73,461	336	73,797	13,927	" Holland - - - - -	3,294,107	871,424	4,165,531	255,196
Pacific Ports - - -	1,876	-	1,876	231	" Belgium - - - - -	1,349,391	9,658	1,359,049	125,672
" Brazil - - - - -	351,076	168	351,244	46,346	" France - - - - -	2,702,920	238,416	2,941,336	311,607
" Uruguay - - - - -	9,858	-	9,858	2,054					
" British Possessions in									
South Africa - - - - -	48,114	-	48,114	9,752					

PRINCIPAL ARTICLES AND COUNTRIES TO WHICH EXPORTED (Cont ^d).	QUANTITIES.			TOTAL VALUE.	PRINCIPAL ARTICLES AND COUNTRIES TO WHICH EXPORTED (Cont ^d).	QUANTITIES.			TOTAL VALUE.
	In British Vessels.	In Foreign Vessels.	Total.			In British Vessels.	In Foreign Vessels.	Total.	
PRODUCE AND MANUFACTURES OF THE UNITED KINGDOM.					PRODUCE AND MANUFACTURES OF THE UNITED KINGDOM.				
LINEN YARN (Cont^d):					LINEN MANUFACTURES (Cont^d):				
Of all Sorts (Cont^d):					Plain, Unmixed with other Materials (Cont^d):				
To Portugal - - -	Lbs. 71,448	Lbs. 600	Lbs. 72,048	£ 5,658	To British India:	Yards. 715,524	Yards. -	Yards. 715,524	£ 29,886
" Spain and the Canaries -	859,136	11,061,907	11,921,043	704,927	Bombay and Sind	-	-	715,524	29,886
" Italy: Sardinian States -	1,221,038	-	1,221,038	80,212	Madras - - -	263,147	-	263,147	11,178
Tuscany - - -	478,875	-	478,875	30,802	Bengal and Pegu -	968,659	11,617	980,276	36,390
Adriatic Ports of Ancona and the Romagna -	94,649	-	94,649	5,879	" Singapore and Eastern Straits Settlements -	803,887	89,949	893,836	38,896
" Naples and Sicily -	1,415,877	-	1,415,877	103,355	" Ceylon - - -	87,882	-	87,882	3,819
" Austrian Territories -	99,097	-	99,097	6,143	" Hong Kong - - -	382,662	-	382,662	17,268
" Turkey Proper - - -	42,137	-	42,137	3,265	" Australia - - -	8,279,663	3,900	8,283,563	286,496
" Egypt - - -	225,528	-	225,528	16,279	" British North America -	3,091,302	1,308	3,092,610	104,765
" United States:					" British West India Islands and British Guiana -	5,878,791	104,668	5,983,459	153,329
N. Atlantic Ports	1,437,692	175,287	1,612,979	65,468	" British Honduras -	284,067	2,650	286,717	9,709
Pacific Ports -	7,204	-	7,204	308					
" Gibraltar - - -	2,360,641	-	2,360,641	121,142					
" Australia - - -	65,661	96	65,757	3,494					
	22,505,521	14,197,306	36,702,827	2,535,321	" Other Countries - - -	179,223,002	19,345,383	198,568,385	5,805
" Other Countries - - -	-	-	93,846	7,096	Total - - -	-	-	198,741,371	6,663,800
Total - - -	-	-	36,796,673	2,535,321					
LINEN MANUFACTURES:					Plain, Mixed with other Materials:				
Plain, Unmixed with other Materials:					To Russia - - -	Yards. 129,006	Yards. -	Yards. 129,006	£ 6,239
To Russia - - -	Yards. 290,601	Yards. 71,225	Yards. 361,826	£ 22,977	" Denmark - - -	78,880	31,619	110,499	4,074
" Sweden - - -	124,381	350	124,731	7,095	" Prussia - - -	38,690	110	38,800	2,099
" Norway - - -	43,438	57,105	100,543	5,235	" Hamburg - - -	213,903	50,536	264,439	12,460
" Denmark - - -	492,092	371,663	863,755	31,950	" France - - -	177,454	-	177,454	6,270
" Prussia - - -	492,046	171,044	663,090	35,538	" Turkey Proper - - -	195,142	-	195,142	7,403
" Hamburg - - -	6,850,856	538,219	7,389,075	310,014	" Egypt - - -	624,019	-	624,019	10,664
" Bremen - - -	31,612	172,180	204,092	10,068	" Java - - -	108,048	-	108,048	4,305
" Holland - - -	529,756	23,789	553,545	32,098	" Philippine Islands -	-	322,033	322,033	13,108
" Belgium - - -	434,667	4,841	439,508	20,814	" Foreign West Indies -	1,542,945	3,139,414	4,682,359	140,265
" France - - -	1,945,378	94,289	2,039,667	112,866	" United States:				
" Portugal, Azores, and Madeira -	1,395,733	14,438	1,410,171	44,023	N. Atlantic Ports -	2,687,170	396	2,687,566	87,505
" Spain and the Canaries -	793,510	1,038,003	1,831,513	85,446	S. Atlantic Ports -	62,354	39,110	101,464	4,365
" Italy: Sardinian States -	1,134,393	-	1,134,393	46,436	Pacific Ports -	385,615	2,522	388,137	7,924
Tuscany - - -	895,617	-	895,617	35,783	" Mexico - - -	901,217	93,228	994,445	36,440
Adriatic Ports of Ancona and the Romagna -	153,193	-	153,193	6,111	" New Granada - - -	1,056,260	-	1,056,260	29,906
" Naples and Sicily -	2,078,094	-	2,078,094	91,648	" Venezuela - - -	204,180	165,345	369,525	10,763
" Austrian Territories -	438,588	-	438,588	16,816	" Peru - - -	112,796	-	112,796	4,147
" Greece - - -	498,406	-	498,406	18,143	" Chili - - -	99,478	-	99,478	2,989
" Ionian Islands - - -	127,490	-	127,490	4,480	" Brazil - - -	315,364	53,832	369,196	11,795
" Turkey Proper - - -	2,301,420	3,026	2,304,446	76,539	" Uruguay - - -	118,026	-	118,026	3,616
" Syria and Palestine -	411,412	-	411,412	10,805	" Argentine Confederation -	149,437	-	149,437	5,199
" Egypt - - -	2,446,832	105,595	2,552,427	74,401	" Malta - - -	81,012	-	81,012	2,668
" Morocco - - -	65,876	-	65,876	2,284	" Australia - - -	175,798	-	175,798	6,460
" Java - - -	210,299	66,697	276,996	12,138	" British North America -	190,719	-	190,719	5,307
" Philippine Islands -	-	1,324,645	1,324,645	48,691	" Jamaica - - -	472,464	-	472,464	13,867
" China (exclusive of Hong Kong) - - -	119,476	-	119,476	5,171	" Other Countries - - -	10,119,977	3,898,145	14,018,122	22,692
" Japan - - -	78,565	-	78,565	2,909	Total - - -	-	-	14,644,466	462,530
" Foreign West Indies -	8,295,077	10,567,116	18,862,193	651,706					
" United States:					Cambric and Lawns:				
N. Atlantic Ports	83,516,198	1,448,902	84,965,100	2,709,849	To Prussia - - -	Yards. 22,320	Yards. 16,227	Yards. 38,547	£ 2,009
S. Atlantic Ports	500,593	170,790	671,383	24,240	" Hamburg - - -	34,114	3,077	37,191	2,481
Pacific Ports	4,789,513	707,963	5,497,476	113,309	" Spain and the Canaries -	1,260	119,795	121,055	6,122
" Mexico - - -	3,376,827	453,150	3,829,977	159,471	" Cuba - - -	-	121,249	121,249	6,435
" Central America - - -	228,215	15,060	243,275	8,836	" Hayti - - -	28,766	-	28,766	3,023
" New Granada - - -	7,474,280	15,000	7,489,280	239,974	" United States:				
" Venezuela - - -	958,215	422,531	1,380,746	44,818	N. Atlantic Ports -	7,085,325	-	7,085,325	266,301
" Peru - - -	2,878,579	-	2,878,579	89,700	S. Atlantic Ports -	8,600	332	8,932	316
" Chili - - -	4,101,303	-	4,101,303	115,210	Pacific Ports -	-	350	350	34
" Brazil - - -	10,110,198	1,131,547	11,241,745	353,391	" New Granada - - -	43,850	-	43,850	2,194
" Uruguay - - -	1,533,968	22,604	1,556,572	44,585	" Australia - - -	53,542	4,212	57,754	2,804
" Argentine Confederation -	3,365,380	117,799	3,483,179	104,477					
" Channel Islands - - -	536,720	-	536,720	36,890	" Other Countries - - -	7,277,777	265,242	7,543,019	8,482
" Gibraltar - - -	1,044,452	-	1,044,452	45,015	Total - - -	-	-	7,687,346	300,201
" Malta - - -	523,212	-	523,212	22,366					
" British Possessions in South Africa -	508,288	1,420	509,708	20,580					
" Mauritius - - -	339,669	-	339,669	11,363					

PRINCIPAL ARTICLES AND COUNTRIES TO WHICH EXPORTED (Contd).	QUANTITIES.			TOTAL VALUE.	PRINCIPAL ARTICLES AND COUNTRIES TO WHICH EXPORTED (Contd).	QUANTITIES.			TOTAL VALUE.
	In British Vessels.	In Foreign Vessels.	Total.			In British Vessels.	In Foreign Vessels.	Total.	
PRODUCE AND MANUFACTURES OF THE UNITED KINGDOM.					PRODUCE AND MANUFACTURES OF THE UNITED KINGDOM.				
LINEN MANUFACTURES (Contd):	Yards.	Yards.	Yards.	£	LINEN MANUFACTURES (Contd):	Yards.	Yards.	Yards.	£
„ Dainask and Diaper:					„ Checked, Printed, or Dyed, Unmixed with other Materials (Contd):				
To United States:					To British India:				
N. Atlantic Ports -	1,532,358	-	1,532,358	94,814	Bengal and Pegu -	78,176	-	78,176	2,399
S. Atlantic Ports -	4,730	120	4,850	424	„ Singapore and Eastern Straits Settlements -	23,300	-	23,300	1,652
„ New Granada -	20,330	-	20,330	981	„ Australia -	161,013	-	161,013	6,209
„ British India:					„ Canada -	126,802	-	126,802	5,156
Bombay and Sinde	9,699	-	9,699	1,051	„ Jamaica -	297,002	-	297,002	5,629
Bengal and Pegu -	10,247	-	10,247	1,400	„ Trinidad -	185,885	-	185,885	5,426
„ Australia -	42,630	-	42,630	4,063	„ British Guiana -	230,682	12,328	243,010	5,164
„ Other Countries -	1,619,994	120	1,620,114	8,307	„ Other Countries -	11,858,499	1,999,700	13,858,199	20,398
Total -	-	-	1,717,561	111,040	Total -	-	-	14,449,168	520,163
„ Sail Cloth:	Yards.	Yards.	Yards.	£	„ Checked, Printed, or Dyed, Mixed with other Materials:	Yards.	Yards.	Yards.	£
To Norway -	175,171	232,232	407,403	22,546	To Cuba -	1,750	760,861	762,611	27,519
„ Denmark -	149,501	2,532	152,033	8,707	„ St. Thomas -	302,847	1,800	304,647	7,789
„ Hamburg -	1,900,038	-	1,900,038	82,841	„ Hayti -	42,075	-	42,075	1,067
„ Bremen -	14,274	97,785	112,059	6,789	„ United States:				
„ Portugal, Azores, and Madeira -	100,266	5,154	105,420	5,422	N. Atlantic Ports	617,200	-	617,200	20,148
„ Italy: Sardinian States -	37,367	-	37,367	2,254	S. Atlantic Ports	32,214	-	32,214	1,280
„ Austrian Territories -	55,583	-	55,583	2,879	„ Mexico -	174,662	14,400	189,062	7,283
„ Turkey Proper -	89,202	60,515	149,717	8,956	„ New Granada -	166,979	-	166,979	5,731
„ Philippine Islands -	35,316	-	35,316	1,638	„ Brazil -	55,254	-	55,254	2,728
„ China (exclusive of Hong Kong) -	63,725	-	63,725	3,555	„ Canada -	21,272	-	21,272	962
„ United States:					„ Other Countries -	1,414,253	777,061	2,191,314	5,314
N. Atlantic Ports -	504,917	-	504,917	31,780	Total -	-	-	2,343,901	79,821
S. Atlantic Ports -	10,489	-	10,489	645	„ Ticking:	Yards.	Yards.	Yards.	£
Pacific Ports -	22,562	-	22,562	1,195	To United States:				
„ Chili -	50,815	-	50,815	2,153	N. Atlantic Ports -	3,961	-	3,961	140
„ Brazil -	126,125	17,368	143,493	7,741	Pacific Ports -	25,700	-	25,700	1,461
„ Argentine Confederation	29,168	-	29,168	2,101	„ British India:				
„ Channel Islands -	101,210	-	101,210	6,267	Bengal and Pegu -	24,749	-	24,749	604
„ Malta -	44,552	-	44,552	2,179	„ Australia -	51,929	-	51,929	1,964
„ British Possessions in South Africa -	40,886	870	41,756	3,249	„ British West India Islands and British Guiana -	50,449	-	50,449	1,271
„ British India:					„ Other Countries -	156,788	-	156,788	616
Bombay and Sinde	35,679	-	35,679	1,821	Total -	-	-	172,421	6,056
Madras -	83,777	-	83,777	4,326	„ Lace of Thread:	Yards.	Yards.	Yards.	£
Bengal and Pegu -	313,522	-	313,522	18,376	To United States:				
„ Singapore and Eastern Straits Settlements -	96,296	-	96,296	4,485	N. Atlantic Ports	2,341	-	2,341	175
„ Hong Kong -	321,767	-	321,767	18,991	„ Other Countries -	2,341	-	4,682	147
„ Australia -	827,762	-	827,762	43,662	Total -	-	-	3,339	322
„ British North America -	1,168,779	-	1,168,779	66,506	(Entered at Value only.)				
„ British West India Islands and British Guiana -	94,912	2,451	97,363	5,290	„ Sails, British-made:	£	£	£	
„ Other Countries -	6,493,661	418,907	6,912,568	16,359	To British India:				
Total -	-	-	7,250,257	382,713	Bombay and Sinde	797	-	797	
„ Checked, Printed, or Dyed, Unmixed with other Materials:	Yards.	Yards.	Yards.	£	„ British North America -	8,055	-	8,055	(See under Quantities.)
To Hamburg -	53,962	1,790	55,752	2,254	„ Other Countries -	6,852	-	6,852	
„ France -	1,091,271	-	1,091,271	71,808	Total -	-	-	11,218	
„ Cuba -	1,409	1,886,836	1,888,245	64,808					
„ St. Thomas -	546,101	17,880	563,981	12,897					
„ Hayti -	174,950	-	174,950	5,795					
„ United States:									
N. Atlantic Ports	7,878,656	5,434	7,884,090	267,399					
S. Atlantic Ports	28,603	1,199	29,802	1,269					
Pacific Ports -	16,704	2,193	18,897	964					
„ Mexico -	255,212	32,273	287,485	10,809					
„ New Granada -	162,539	-	162,539	5,734					
„ Venezuela -	36,384	34,342	70,726	1,932					
„ Chili -	59,220	-	59,220	2,733					
„ Brazil -	319,039	5,425	324,464	16,617					
„ Argentine Confederation	131,589	-	131,589	3,111					

PRINCIPAL ARTICLES AND COUNTRIES TO WHICH EXPORTED (Cont ^d).	QUANTITIES.			TOTAL VALUE.	PRINCIPAL ARTICLES AND COUNTRIES TO WHICH EXPORTED (Cont ^d).	QUANTITIES.			TOTAL VALUE.
	In British Vessels.	In Foreign Vessels.	Total.			In British Vessels.	In Foreign Vessels.	TOTAL.	
PRODUCE AND MANUFACTURES OF THE UNITED KINGDOM.					PRODUCE AND MANUFACTURES OF THE UNITED KINGDOM.				
(Entered at Value only.)					(Entered at Value only.)				
LINEN MANUFACTURES (Cont^d):					LINEN MANUFACTURES (Cont^d):				
" Tarpaulins, Tilts, &c.:					" Thread for Sewing (Cont ^d):				
To Holland - - -	£ 586	£ 73	£ 659		To Prussia - - -	Lbs. 66,805	Lbs. 27,198	Lbs. 94,003	£ 16,995
" Turkey Proper - - -	973	-	973		" Hamburg - - -	904,226	377,782	1,282,008	256,708
" Egypt - - -	2,847	-	2,847		" Bremen - - -	10,687	69,229	79,916	14,087
" Japan - - -	1,744	-	1,744		" Holland - - -	113,837	270	114,107	19,423
" Brazil - - -	488	14	502		" Belgium - - -	14,779	16	14,795	2,372
" Argentine Confederation	783	-	783		" France - - -	40,819	-	40,819	6,716
" British Possessions in				(See under	" Spain and the Canaries -	1,293	13,924	15,217	3,190
South Africa - - -	678	-	678	Quantities.)	" Italy: Tuscany - - -	24,478	-	24,478	2,671
" British India:					" Austrian Territories - -	41,657	-	41,657	5,139
Bengal and Pegu -	576	-	576		" Turkey Proper - - -	61,655	2,654	64,309	7,505
" Australia - - -	5,169	-	5,169		" Cuba - - -	-	30,436	30,436	3,124
	13,844	87			" United States:				
" Other Countries - - -	-	-	3,624		N. Atlantic Ports	1,479,771	-	1,479,771	149,044
Total - - -	-	-	17,555		S. Atlantic Ports	1,096	1,230	2,326	212
					Pacific Ports - - -	1,547	150	1,697	204
" Hosiery: Stockings and Socks					" Mexico - - -	19,166	2,307	21,473	1,958
of Thread:	Dozen Pairs.	Dozen Pairs.	Dozen Pairs.	£	" Brazil - - -	20,719	8,970	29,689	2,464
To United States:					" Argentine Confederation	27,769	-	27,769	1,561
N. Atlantic Ports	399	-	399	254	" British India:				
" Other Countries - - -	399	-	17	26	Bengal and Pegu -	15,668	-	15,668	1,294
Total - - -	-	-	416	280	" British North America -	154,323	-	154,323	14,383
					" British West India Islands		400	22,639	2,586
					and British Guiana -	22,239			
						3,164,224	652,213		
					" Other Countries - - -	-	-	118,455	12,590
					Total - - -	-	-	3,934,922	558,444
(Entered at Value only.)					(Entered at Value only.)				
Hosiery: Other Sorts:					Of all Sorts, except Yarn (Foreign):				
To Prussia - - -	£ 674	£ 146	£ 820		To Hamburg - - -	£ 353	£ 265	£ 618	
" Belgium - - -	158	2,450	2,608		" Portugal - - -	150	2,130	2,280	
" United States:				(See under	" Italy: Genoa - - -	1,280	-	1,280	
N. Atlantic Ports -	1,326	-	1,326	Quantities.)	" United States:				
" Mexico - - -	715	179	894		N. Atlantic Ports	8,123	21,513	29,636	
" Uruguay - - -	2,711	-	2,711		" Mexico - - -	400	1,970	2,370	
" Argentine Confederation	2,868	-	2,868		" New Granada - - -	1,352	-	1,352	(See under
" Australia - - -	5,631	-	5,631	Quantities.)	" Peru - - -	651	-	651	
	14,083	2,775	2,953		" Brazil - - -	1,151	103	1,254	
" Other Countries - - -	-	-	-		" British India:				
Total - - -	-	-	19,811		Bombay and Sinde	90	-	90	
					Bengal and Pegu -	1,544	-	1,544	
					" Other Countries - - -	2,223	225	2,448	
					Total - - -	17,317	26,206	43,523	
(Entered at Value only.)					(Entered at Value only.)				
Tapes and Small Wares:					PRODUCE AND MANUFACTURES OF THE UNITED KINGDOM.				
To Hamburg - - -	£ 1,912	£ 559	£ 2,471		(Entered at Value only.)				
" Bremen - - -	449	59	508		LUCIFER AND VESTA MATCHES:				
" Holland - - -	642	-	642		To Holland - - -	£ 997	£ 112	£ 1,109	
" France - - -	3,883	-	3,883		" Brazil - - -	6,083	988	7,071	
" United States:				(See under	" Channel Islands - - -	904	-	904	
N. Atlantic Ports -	8,006	168	8,174	Quantities.)	" British Possessions in				
S. Atlantic Ports -	980	-	980		South Africa - - -	2,076	231	2,307	
" New Granada - - -	701	-	701		" British India:				
" Brazil - - -	981	-	981		Bombay and Sinde	2,203	-	2,203	
" Australia - - -	203	-	203		Bengal and Pegu -	1,591	156	2,147	(See under
" Other Countries - - -	17,757	786	4,463	Quantities.)	" Singapore and Eastern				
Total - - -	-	-	23,006		Straits Settlements -	627	-	627	
					" Ceylon - - -	1,573	-	1,573	
					" Australia - - -	77,246	1,010	78,256	
						93,700	2,497		
					" Other Countries - - -	-	-	8,558	
					Total - - -	-	-	104,755	
Thread for Sewing:					Thread for Sewing:				
To Russia - - -	Lbs. 35,116	Lbs. 16,226	Lbs. 51,342	£ 6,552	To Russia - - -	Lbs. 35,116	Lbs. 16,226	Lbs. 51,342	£ 6,552
" Sweden - - -	50,586	-	50,586	7,819	" Sweden - - -	50,586	-	50,586	7,819
" Norway - - -	15,411	76,210	91,621	8,353	" Norway - - -	15,411	76,210	91,621	8,353
" Denmark - - -	40,577	25,241	65,818	11,494	" Denmark - - -	40,577	25,241	65,818	11,494

PRINCIPAL ARTICLES AND COUNTRIES TO WHICH EXPORTED (Cont ^d).	QUANTITIES.			TOTAL VALUE.
	In British Vessels.	In Foreign Vessels.	Total.	
PRODUCE AND MANUFACTURES OF THE UNITED KINGDOM.				
<i>(Entered at Value only.)</i>				
MACHINERY and MILL WORK :	£	£	£	
” Steam Engines or Parts of Steam Engines, Locomotive :				
To Russia - - - - -	82,598	380	82,978	
” Sweden - - - - -	18,800	-	18,800	
” Norway - - - - -	-	5,700	5,700	
” Denmark - - - - -	600	4,600	5,200	
” Schleswig-Holstein - - - - -	9,800	-	9,800	
” Hamburg - - - - -	6,477	940	7,417	
” Holland - - - - -	84,296	2,434	86,730	
” Belgium - - - - -	29,100	10	29,110	
” France - - - - -	2,630	-	2,630	
” Portugal, Azores, and Madeira - - - - -	12,440	160	12,600	
” Spain and the Canaries - - - - -	55,787	5,765	61,552	
” Italy : Sardinian States - - - - -	100,380	-	100,380	<i>(See under Quantities.)</i>
” Naples - - - - -	26,957	-	26,957	
” Turkey Proper - - - - -	60,968	-	60,968	
” Egypt - - - - -	117,497	691	118,188	
” Mexico - - - - -	4,487	-	4,487	
” Chili - - - - -	15,413	-	15,413	
” Brazil - - - - -	11,173	-	11,173	
” Argentine Confederation - - - - -	19,300	11,000	30,300	
” British India :				
Bombay and Sinde - - - - -	100,097	-	100,097	
Madras - - - - -	39,477	-	39,477	
Bengal and Pegu - - - - -	33,521	-	33,521	
” Australia - - - - -	62,775	600	63,375	
” Bermudas - - - - -	4,720	-	4,720	
” Other Countries - - - - -	899,293	32,280	931,573	
Total - - - - -			945,451	
<i>(Entered at Value only.)</i>				
” Steam Engines and Parts of Steam Engines, other than Locomotive :	£	£	£	
To Russia - - - - -	62,370	8,148	70,518	
” Denmark - - - - -	533	10,178	10,711	
” Prussia - - - - -	26,130	8,086	34,216	
” Hamburg - - - - -	44,621	6,474	51,095	
” Bremen - - - - -	3,580	5,903	9,483	
” Holland - - - - -	33,580	710	34,290	
” Belgium - - - - -	20,575	465	21,040	
” France - - - - -	16,207	122	16,329	
” Portugal Proper - - - - -	6,369	15	6,384	
” Spain and the Canaries - - - - -	8,178	7,989	16,167	
” Italy : Sardinian States - - - - -	12,505	-	12,505	
Naples and Sicily - - - - -	4,538	11	4,549	
” Turkey Proper - - - - -	7,073	70	7,143	
” Wallachia and Moldavia - - - - -	5,400	-	5,400	
” Egypt - - - - -	243,634	7,895	251,529	
” Java - - - - -	4,911	-	4,911	
” Siam - - - - -	16,602	-	16,602	
” Japan - - - - -	6,100	-	6,100	
” Cuba - - - - -	45,378	2,675	48,053	
” Porto Rico - - - - -	7,951	2,670	10,621	<i>(See under Quantities.)</i>
” United States :				
N. Atlantic Ports - - - - -	3,937	11,000	14,937	
” Mexico - - - - -	12,810	-	12,810	
” Peru - - - - -	35,390	-	35,390	
” Chili - - - - -	8,147	-	8,147	
” Brazil - - - - -	4,751	3,213	7,964	
” Mauritius - - - - -	8,405	-	8,405	
” British India :				
Bombay and Sinde - - - - -	69,515	-	69,515	
Madras - - - - -	5,612	-	5,612	
Bengal and Pegu - - - - -	28,436	498	28,934	
” Singapore and Eastern Straits Settlements - - - - -	13,863	-	13,863	
” Australia - - - - -	79,523	200	79,723	
” British North America - - - - -	13,012	-	13,012	
” British West India Islands and British Guiana - - - - -	39,470	645	40,115	
” Other Countries - - - - -	899,106	76,967	976,073	
Total - - - - -			1,013,082	

PRINCIPAL ARTICLES AND COUNTRIES TO WHICH EXPORTED (Cont ^d).	QUANTITIES.			TOTAL VALUE.	
	In British Vessels.	In Foreign Vessels.	Total.		
PRODUCE AND MANUFACTURES OF THE UNITED KINGDOM.					
<i>(Entered at Value only.)</i>					
MACHINERY and MILL WORK (Cont ^d) :	£	£	£		
” Not being Steam Engines ; Agricultural :					
To Russia - - - - -	20,826	4,119	24,945		
” Prussia - - - - -	7,195	198	7,393		
” Hanover - - - - -	8,738	-	8,738		
” Hamburg - - - - -	31,334	4,221	35,555		
” Bremen - - - - -	448	4,430	4,878		
” Holland - - - - -	16,444	685	17,129		
” France - - - - -	8,223	24	8,247		
” Spain and the Canaries - - - - -	104	10,607	10,711	<i>(See under Quantities.)</i>	
” Italy : Sardinian States - - - - -	4,484	-	4,484		
Naples - - - - -	8,695	-	8,695		
” Turkey Proper - - - - -	7,648	310	7,958		
” Egypt - - - - -	91,734	547	92,281		
” British India :					
Bengal and Pegu - - - - -	6,116	-	6,116		
” Australia - - - - -	20,905	129	21,034		
” Other Countries - - - - -	232,894	25,270	258,164		
Total - - - - -			282,019		
<i>(Entered at Value only.)</i>					
” Not being Steam Engines ; Other descriptions :	£	£	£		
To Russia - - - - -	304,059	18,906	322,965		
” Sweden - - - - -	22,012	2,522	24,534		
” Norway - - - - -	6,525	9,654	16,179		
” Denmark - - - - -	11,827	4,934	16,761		
” Prussia - - - - -	94,821	54,244	149,065		
” Hanover - - - - -	22,403	513	22,916		
” Hamburg - - - - -	163,818	26,910	190,728		
” Bremen - - - - -	7,490	27,576	35,066		
” Holland - - - - -	207,819	3,834	211,653		
” Belgium - - - - -	153,997	3,144	157,141		
” France - - - - -	313,606	37,181	350,787		
” Portugal, Azores, and Madeira - - - - -	16,532	3,654	20,186		
” Spain and the Canaries - - - - -	11,500	53,285	64,785		
” Italy : Sardinian States - - - - -	25,275	-	25,275		
Tuscany - - - - -	10,478	-	10,478		
Naples and Sicily - - - - -	23,593	-	23,593		
” Austrian Territories - - - - -	10,690	-	10,690		
” Turkey Proper - - - - -	47,711	2,581	50,292		
” Egypt - - - - -	215,549	4,144	219,693		
” Java - - - - -	7,451	5,131	12,582		
” Japan - - - - -	8,976	-	8,976		
” Cuba - - - - -	75,357	7,182	82,539		
” Porto Rico - - - - -	7,709	3,220	10,929	<i>(See under Quantities.)</i>	
” United States :					
N. Atlantic Ports - - - - -	91,994	12,811	104,805		
S. Atlantic Ports - - - - -	1,166	1,144	2,310		
Pacific Ports - - - - -	3,449	25	3,474		
” Mexico - - - - -	40,987	5,383	46,370		
” New Granada - - - - -	10,111	88	10,199		
” Peru - - - - -	28,497	-	28,497		
” Chili - - - - -	10,049	-	10,049		
” Brazil - - - - -	49,315	5,798	55,113		
” Argentine Confederation - - - - -	10,628	1,540	12,168		
” British Possessions in South Africa - - - - -	14,228	17	14,245		
” Mauritius - - - - -	43,257	12	43,269		
” British India :					
Bombay and Sinde - - - - -	175,087	-	175,087		
Madras - - - - -	22,395	-	22,395		
Bengal and Pegu - - - - -	106,623	405	107,028		
” Ceylon - - - - -	11,638	-	11,638		
” Australia - - - - -	114,354	657	115,011		
” British North America - - - - -	15,967	-	15,967		
” British West India Islands and British Guiana - - - - -	87,366	3,346	90,712		
” Other Countries - - - - -	2,606,309	299,841	2,906,150		
Total - - - - -			2,982,081		

PRINCIPAL ARTICLES AND COUNTRIES TO WHICH EXPORTED (Cont ^d).	QUANTITIES.			TOTAL VALUE.	PRINCIPAL ARTICLES AND COUNTRIES TO WHICH EXPORTED (Cont ^d).	QUANTITIES.			TOTAL VALUE.	
	In British Vessels.	In Foreign Vessels.	Total.			In British Vessels.	In Foreign Vessels.	Total.		
PRODUCE AND MANUFACTURES OF THE UNITED KINGDOM.					PRODUCE AND MANUFACTURES OF THE UNITED KINGDOM.					
(Entered at Value only.)					(Entered at Value only.)					
MANURE, not otherwise described :					MUSICAL INSTRUMENTS (Cont^d):					
To Prussia - - - - -	£ 152	£ 1,850	£ 2,002	(See under Quantities.)	" Other Sorts (Cont ^d):				(See under Quantities.)	
" Hanover - - - - -	1,895	2,852	4,747		To Ceylon - - - - -	£ 921	£ -	£ 921		
" Hamburg - - - - -	1,687	588	2,275		" Australia - - - - -	20,597	165	20,762		
" Holland - - - - -	6,081	8	6,089		" British North America -	1,840	3	1,843		
" Belgium - - - - -	4,162	2,042	6,204		" British West India Islands and British Guiana -	2,924	-	2,924		
" France - - - - -	17,389	8,133	25,522		" Other Countries - - - - -	51,610	331	7,816		
" United States : N. Atlantic Ports	1,730	3,657	5,387		Total - - - - -	-	-	59,757		
" Ceylon - - - - -	4,772	-	4,772		NAPHTHA, PARAFFINE OIL, PETROLEUM, &c. Products of Coal, Peat, or Shale):					
" British West India Islands and British Guiana -	78,124	5,558	83,682		To Russia - - - - -	Gallons. 154,015	Gallons. 39,277	Gallons. 193,292		£ 22,280
" Other Countries - - - - -	-	-	6,974		" Sweden - - - - -	91,224	38,454	129,678		11,241
Total - - - - -	115,992	24,688	147,654	" Norway - - - - -	36,034	21,227	57,261	5,855		
MATCHES. See "LUCIFER and VESTA MATCHES."					TO RUSSIA, AZORES, AND MADEIRA					
(Entered at Value only.)					(Entered at Value only.)					
MATS and MATTING, not being India-rubber Matting:					SPAIN AND THE CANARIES					
To Hamburg - - - - -	£ 5,238	£ 153	£ 5,391	(See under Quantities.)	" Portugal, Azores, and Madeira - - - - -	32,009	667	32,676	4,251	
" Holland - - - - -	4,345	195	4,540		" Spain and the Canaries -	29,284	25,954	55,238	6,191	
" Belgium - - - - -	1,320	1,115	2,435		" Italy : Naples and Sicily -	28,621	-	28,621	3,015	
" France - - - - -	4,966	-	4,966		" Brazil - - - - -	17,034	7,950	24,984	3,331	
" United States : N. Atlantic Ports -	15,322	8,380	23,702		" Channel Islands - - - - -	33,964	-	33,964	4,242	
S. Atlantic Ports -	175	7	182		" Australia - - - - -	23,934	5	23,939	3,259	
Pacific Ports -	1,805	-	1,805		" Other Countries - - - - -	1,556,953	286,488	63,591	8,508	
" Brazil - - - - -	1,417	304	1,721		Total - - - - -	-	-	1,907,032	236,624	
" Uruguay - - - - -	1,846	-	1,846		FOREIGN AND COLONIAL PRODUCE.					
" Australia - - - - -	13,163	66	13,229		(Entered at Value only.)					
" British North America -	2,613	-	2,613	NITRE, CUBIC:						
" Other Countries - - - - -	-	-	21,746	To Spain - - - - -	Cwts. 1,874	Cwts. 6,006	Cwts. 7,880	£ 5,121		
Total - - - - -	52,210	10,220	84,176	" Austrian Territories - - -	3,817	-	3,817	2,481		
MUSICAL INSTRUMENTS:					UNITED STATES:					
" Pianofortes :	No.	No.	No.	£	N. Atlantic Ports	6,846	17,729	24,575	15,974	
To Peru - - - - -	17	-	17	1,060	Pacific Ports -	1	-	1	1	
" Chili - - - - -	27	-	27	1,583	" British West India Islands and British Guiana -	4,227	25	4,252	2,764	
" Brazil - - - - -	15	4	19	1,104	" Other Countries - - - - -	1,451	392	1,843	1,198	
" Channel Islands - - - - -	68	-	68	1,851	Total - - - - -	18,216	24,152	42,368	27,539	
" British Possessions in South Africa -	137	4	141	6,000	OIL:					
" British India :					Chemical, Essential, or Perfumed:					
Bombay and Sinde	62	-	62	2,981	To Russia - - - - -	Lbs. 2,972	Lbs. 470	Lbs. 3,442	£ 1,912	
Madras - - - - -	31	-	31	1,805	" Prussia - - - - -	3,894	112	4,006	1,491	
Bengal and Pegu -	92	-	92	5,539	" Hamburg - - - - -	19,499	8,213	27,712	16,570	
" Ceylon - - - - -	18	-	18	1,120	" Bremen - - - - -	-	5,142	5,142	2,382	
" Australia - - - - -	1,167	5	1,172	48,356	" Holland - - - - -	10,532	1,997	12,529	5,811	
" British North America -	49	-	49	2,279	" Belgium - - - - -	1,220	1,872	3,092	2,449	
" British West India Islands and British Guiana -	95	2	97	4,348	" France - - - - -	15,701	1,531	17,232	7,813	
" Other Countries - - - - -	1,778	15	334	15,045	" Spain - - - - -	561	3,801	4,362	2,114	
Total - - - - -	-	-	2,127	93,071	" Italy: Genoa - - - - -	19,085	-	19,085	5,080	
(Entered at Value only.)					(Entered at Value only.)					
Other Sorts :					ITALY: NAPLES AND SICILY					
To Portugal, Azores, and Madeira - - - - -	£ 1,943	£ 38	£ 1,981	(See under Quantities.)	" Naples and Sicily - - - - -	3,321	-	3,321	2,000	
" Egypt - - - - -	6,097	-	6,097		" Austrian Territories - - -	4,053	-	4,053	1,410	
" British Possessions in South Africa - - -	2,902	125	3,027		" United States:					
" British India :					N. Atlantic Ports	64,674	9,811	74,485	44,935	
Bombay and Sinde	5,853	-	5,853		Pacific Ports -	4,750	-	4,750	1,894	
Madras - - - - -	1,326	-	1,326		" Australia - - - - -	4,645	-	4,645	2,666	
Bengal and Pegu -	7,207	-	7,207		" Other Countries - - - - -	13,173	828	14,001	6,004	
Total - - - - -	-	-	-		Total - - - - -	168,080	33,777	201,857	104,531	

PRINCIPAL ARTICLES AND COUNTRIES TO WHICH EXPORTED (Cont ^d).	QUANTITIES.			TOTAL VALUE.	PRINCIPAL ARTICLES AND COUNTRIES TO WHICH EXPORTED (Cont ^d).	QUANTITIES.			TOTAL VALUE.
	In British Vessels.	In Foreign Vessels.	Total.			In British Vessels.	In Foreign Vessels.	Total.	
FOREIGN AND COLONIAL PRODUCE.					PRODUCE AND MANUFACTURES OF THE UNITED KINGDOM.				
OIL (Cont^d):					OIL (Cont^d):				
" Cocoa-nut :					" Seed of all Sorts (British):				
To Russia - - -	Cwts. 4,071	Cwts. 662	Cwts. 4,733	£ 10,235	To Sweden - - -	Gallons. 38,307	Gallons. 20,474	Gallons. 58,781	£ 7,993
" Prussia - - -	35,640	1,255	36,895	79,786	" Norway - - -	25,929	50,512	76,441	10,403
" Hanover - - -	13,310	-	13,310	28,783	" Prussia - - -	704,354	171,995	876,349	112,973
" Hamburg - - -	14,467	8,514	22,981	49,696	" Hanover - - -	194,817	1,220	196,037	25,407
" Bremen - - -	1,729	6,878	8,607	18,613	" Hamburg - - -	1,294,097	397,404	1,691,501	229,981
" Holland - - -	71,428	12,856	84,284	182,265	" Bremen - - -	55,236	253,960	309,196	40,783
" France - - -	10,361	1,203	11,564	25,007	" Holland - - -	1,623,208	94,949	1,718,157	231,107
" Austrian Territories - - -	4,182	-	4,182	9,044	" Belgium - - -	253,691	62,865	316,556	43,081
" Other Countries - - -	12,448	4,881	17,329	37,473	" France - - -	2,522,906	198,889	2,721,795	377,638
Total - - -	167,636	36,249	203,885	440,902	" Portugal, Azores, and Madeira - - -	73,852	13,770	87,622	12,916
					" Spain and the Canaries - - -	21,219	45,078	66,297	9,423
" Olive :					" Italy: Sardinian States - - -	174,600	680	175,280	23,982
To Prussia - - -	Tuns. 119	-	Tuns. 119	£ 6,263	" Austrian Territories - - -	881,328	-	881,328	119,505
" Hamburg - - -	30	13	43	2,264	" Egypt - - -	230,998	803	231,801	31,696
" Holland - - -	119	-	119	6,264	" Cuba - - -	885	63,696	64,581	9,822
" Belgium - - -	83	17	100	5,264	" United States :				
" France - - -	4	43	47	2,474	N. Atlantic Ports	94,295	381,009	475,304	69,466
United States :					S. Atlantic Ports	261	1,879	2,140	302
N. Atlantic Ports	222	251	473	24,899	Pacific Ports - - -	10,012	3,460	13,472	2,270
" Australia - - -	227	12	239	12,580	" Brazil - - -	70,588	43,731	114,319	16,083
" British North America - - -	56	-	56	2,948	" Argentine Confederation	26,315	18,562	44,877	7,190
" Other Countries - - -	78	15	93	4,899	" British Possessions in				
Total - - -	938	351	1,289	67,855	South Africa - - -	40,224	-	40,224	6,901
					" Mauritius - - -	26,275	1,750	28,025	4,483
" Palm :					" British India :				
To Prussia - - -	Cwts. 15,315	Cwts. 13,283	Cwts. 28,598	£ 51,953	Bombay and Sinde	27,750	-	27,750	4,608
" Hamburg - - -	8,631	5,059	13,690	24,870	" Hong Kong - - -	30,700	-	30,700	4,899
" Bremen - - -	1,146	1,799	2,945	5,350	" Australia - - -	362,094	5,546	367,640	65,862
" Holland - - -	92,094	9,184	101,278	183,988	" British North America - - -	156,747	528	157,275	23,459
" Belgium - - -	29,372	7,411	36,783	66,823	" British West India Islands and British Guiana - - -	51,238	1,856	53,094	9,078
" France - - -	10,718	5,130	15,848	28,791	" Other Countries - - -	8,991,926	1,834,616	294,115	46,372
" Other Countries - - -	10,538	1,772	12,310	22,363	Total - - -	-	-	11,120,657	1,547,683
Total - - -	167,814	43,638	211,452	384,138					
					FOREIGN AND COLONIAL PRODUCE.				
PRODUCE AND MANUFACTURES OF THE UNITED KINGDOM.					PRODUCE AND MANUFACTURES OF THE UNITED KINGDOM.				
" Train and Spermaceti (British):					" Seed of all Sorts (Foreign):				
To Russia - - -	Gallons. 24,373	Gallons. 2,009	Gallons. 26,382	£ 9,289	To Hamburg - - -	Tuns. 139	Tuns. 16	Tuns. 155	£ 7,119
" Hamburg - - -	17,968	753	18,721	3,549	" Holland - - -	183	89	272	10,088
" Holland - - -	13,703	1,875	15,578	2,473	" Belgium - - -	80	3	83	3,084
" Belgium - - -	2,568	4,021	6,589	2,327	" France - - -	238	53	291	10,106
" France - - -	31,875	3,351	35,226	9,457	" Spain - - -	28	38	66	1,446
" British India :					" Austrian Territories - - -	137	-	137	4,470
Madras - - -	6,520	-	6,520	1,052	" United States :				
Bengal and Pegu - - -	2,539	-	2,539	650	N. Atlantic Ports	9	57	66	2,005
" Australia - - -	6,266	-	6,266	1,303	Pacific Ports - - -	2	-	2	69
" Other Countries - - -	105,812	12,009	12,434	3,132	" Other Countries - - -	111	4	115	4,571
Total - - -	-	-	130,255	33,232	Total - - -	927	260	1,187	42,958
FOREIGN AND COLONIAL PRODUCE.					PRODUCE AND MANUFACTURES OF THE UNITED KINGDOM.				
" Train and Spermaceti (Foreign):					" Other Sorts, not specifically enumerated (British):				
To Russia - - -	Tuns. 8	-	Tuns. 8	£ 816	To Prussia - - -	Gallons. 24,192	Gallons. 676	Gallons. 24,868	£ 3,411
" Holland - - -	171	21	192	8,788	" Hamburg - - -	45,004	1,657	46,661	6,109
" Belgium - - -	16	7	23	1,942	" Holland - - -	18,333	2,279	20,612	3,346
" France - - -	203	15	218	12,421	" Belgium - - -	61,448	9,890	71,338	9,388
" Italy: Tuscany - - -	27	-	27	1,195	" France - - -	91,916	4,380	96,296	10,848
" United States :					" Australia - - -	43,591	2,316	45,907	9,008
N. Atlantic Ports - - -	77	67	144	6,375	" British West India Islands and British Guiana - - -	7,459	445	7,904	1,616
" Other Countries - - -	46	25	71	4,242	" Other Countries - - -	291,943	21,643	128,729	15,563
Total - - -	548	135	683	35,779	Total - - -	-	-	442,315	59,289

PRINCIPAL ARTICLES AND COUNTRIES TO WHICH EXPORTED (Contd.).	QUANTITIES.			TOTAL VALUE.	PRINCIPAL ARTICLES AND COUNTRIES TO WHICH EXPORTED (Contd.).	QUANTITIES.			TOTAL VALUE.
	In British Vessels.	In Foreign Vessels.	Total.			In British Vessels.	In Foreign Vessels.	Total.	
OIL and FLOOR CLOTH :					PRODUCE AND MANUFACTURES OF THE UNITED KINGDOM.				
Oil Cloth : Japanned, Enamelled, &c. :					(Entered at Value only.)				
To Russia - - - - -	Square Yards.	Square Yards.	Square Yards.	£	To Russia - - - - -	£	£	£	
" Hanover - - - - -	273,262	23,854	297,116	15,028	" Sweden - - - - -	5,146	3,710	8,856	
" Hamburg - - - - -	65,545	-	65,545	3,459	" Norway - - - - -	1,534	1,375	2,909	
" Bremen - - - - -	287,097	49,019	336,116	20,105	" Denmark - - - - -	967	4,125	5,092	
" Holland - - - - -	20,020	163,387	183,407	11,303	" Prussia - - - - -	1,024	1,839	2,863	
" Belgium - - - - -	70,060	3,730	73,790	6,265	" Hamburg - - - - -	822	1,437	2,259	
" France - - - - -	38,037	42,304	80,341	5,543	" Holland - - - - -	22,157	1,623	23,780	
" Spain and the Canaries - - - - -	76,408	-	76,408	5,535	" Belgium - - - - -	12,764	1,411	14,175	
" Italy : Sardinian States - - - - -	23,043	57,910	80,953	5,357	" France - - - - -	9,615	3,483	13,098	
" Italy : Naples and Sicily - - - - -	33,533	-	33,533	3,079	" Portugal, Azores, and Madeira - - - - -	35,392	388	35,780	
" Austrian Territories - - - - -	55,811	-	55,811	3,209	" Spain and the Canaries - - - - -	5,436	962	6,398	
" Turkey Proper - - - - -	28,852	-	28,852	2,389	" Italy : Sardinian States - - - - -	2,842	5,040	7,882	
" United States : - - - - -	20,202	1,050	21,252	2,171	" Tuscany - - - - -	2,279	333	2,612	
" N. Atlantic Ports - - - - -	54,949	792	55,741	3,138	" Austria Territories - - - - -	3,061	151	3,212	
" Pacific Ports - - - - -	2,848	-	2,848	285	" Turkey Proper - - - - -	1,604	673	2,277	
" Brazil - - - - -	5,066	2,220	7,286	983	" Egypt - - - - -	1,593	2,764	4,357	
" Argentine Confederation - - - - -	14,072	7,320	21,392	2,143	" China (exclusive of Hong Kong) - - - - -	5,911	806	6,717	
" Gibraltar - - - - -	35,663	-	35,663	2,195	" Japan - - - - -	3,983	-	3,983	
" British Possessions in South Africa - - - - -	16,375	254	16,629	1,254	" Cuba - - - - -	2,175	-	2,175	
" British India : - - - - -					" St. Thomas - - - - -	1,067	11,414	12,481	
" Bengal and Pegu - - - - -	20,928	-	20,928	1,783	" United States : - - - - -	2,074	1,159	3,233	
" Australia - - - - -	290,966	-	290,966	19,618	" N. Atlantic Ports - - - - -	19,922	33,048	52,970	
" British North America - - - - -	73,126	40	73,166	5,635	" S. Atlantic Ports - - - - -	222	5	227	
	1,505,863	351,880			" Pacific Ports - - - - -	3,481	636	4,117	
" Other Countries - - - - -	-	-	236,692	17,982	" Peru - - - - -	4,772	-	4,772	
Total - - - - -			2,094,435	138,459	" Chili - - - - -	8,370	-	8,370	
					" Brazil - - - - -	5,917	4,087	10,004	
" Floor Cloth : (Including India-rubber Floor Cloth) :					PAINTERS' COLOURS and MATERIALS (not otherwise enumerated) :				
To Turkey Proper - - - - -	Square Yards.	Square Yards.	Square Yards.	£	To Russia - - - - -	£	£	£	
" Egypt - - - - -	21,050	437	21,487	2,497	" Sweden - - - - -	1,534	1,375	2,909	
" United States : - - - - -	37,409	-	37,409	5,440	" Norway - - - - -	967	4,125	5,092	
" N. Atlantic Ports - - - - -	6,675	6,856	13,531	1,738	" Denmark - - - - -	1,024	1,839	2,863	
" Pacific Ports - - - - -	450	-	450	56	" Prussia - - - - -	822	1,437	2,259	
" British Possessions in South Africa - - - - -	14,042	-	14,042	1,167	" Hamburg - - - - -	22,157	1,623	23,780	
" Australia - - - - -	126,051	132	126,183	17,181	" Holland - - - - -	12,764	1,411	14,175	
" British North America - - - - -	34,192	95	34,287	4,133	" Belgium - - - - -	9,615	3,483	13,098	
	239,869	7,520			" France - - - - -	35,392	388	35,780	
" Other Countries - - - - -	-	-	72,673	8,236	" Portugal, Azores, and Madeira - - - - -	5,436	962	6,398	
Total - - - - -			320,062	40,448	" Spain and the Canaries - - - - -	2,842	5,040	7,882	
					" Italy : Sardinian States - - - - -	2,279	333	2,612	
FOREIGN AND COLONIAL PRODUCE.					(See under Quantities.)				
OLIBANUM :					PAPER :				
To Russia - - - - -	Cwts.	Cwts.	Cwts.	£	" Writing or Printing (British) :	Cwts.	Cwts.	Cwts.	£
" Holland - - - - -	6,861	2,659	9,520	26,973	To Russia - - - - -	301	6	307	2,009
" Greece - - - - -	318	159	477	1,352	" Hamburg - - - - -	256	51	307	1,893
" Ionian Islands - - - - -	378	163	541	1,533	" France - - - - -	483	-	483	2,181
" Turkey Proper - - - - -	399	-	399	1,131	" Portugal, Azores, and Madeira - - - - -	408	73	481	2,639
" Wallachia and Moldavia - - - - -	305	728	1,033	2,927	" Turkey Proper - - - - -	480	288	768	3,139
" Other Countries - - - - -	787	30	817	2,315	" China (exclusive of Hong Kong) - - - - -	582	-	582	4,304
	1,926	514	1,740	4,929	" United States : - - - - -				
Total - - - - -	10,274	4,253	14,527	41,160	" N. Atlantic Ports - - - - -	2,216	157	2,373	10,134
					" S. Atlantic Ports - - - - -	14	120	134	753
OPIUM :					" Pacific Port - - - - -				
To Holland - - - - -	Lbs.	Lbs.	Lbs.	£	" Chili - - - - -	927	-	927	3,410
" Egypt - - - - -	22,966	9,688	32,654	23,402	" Brazil - - - - -	403	146	549	2,220
" Cuba - - - - -	1,812	-	1,812	1,299	" Argentine Confederation - - - - -	461	93	554	2,423
" United States : - - - - -	8,652	1,008	9,660	6,923	" British Possessions in South Africa - - - - -	2,613	38	2,651	8,488
" N. Atlantic Ports - - - - -	79,208	2,785	81,993	58,762					
" Pacific Ports - - - - -	224	-	224	161					
" New Granada - - - - -	20,530	1,120	21,650	15,515					
" Peru - - - - -	4,535	-	4,535	3,250					
" Brazil - - - - -	1,524	16	1,540	1,104					
" Australia - - - - -	2,297	75	2,372	1,700					
" British West India Islands and British Guiana - - - - -	11,433	-	11,433	8,194					
" Other Countries - - - - -	7,074	1,053	8,127	5,823					
Total - - - - -	160,255	15,745	176,000	126,133					

PRINCIPAL ARTICLES AND COUNTRIES TO WHICH EXPORTED (Cont ^d .)	QUANTITIES.			TOTAL VALUE.	PRINCIPAL ARTICLES AND COUNTRIES TO WHICH EXPORTED. (Cont ^d .)	QUANTITIES.			TOTAL VALUE.
	In British Vessels.	In Foreign Vessels.	Total.			In British Vessels.	In Foreign Vessels.	Total.	
PRODUCE AND MANUFACTURES OF THE UNITED KINGDOM.				PRODUCE AND MANUFACTURES OF THE UNITED KINGDOM.					
PAPER (Cont^d):					PAPER (Cont^d):				
" Writing or Printing (British) (Cont ^d):					" Brown, or other for Packing:				
To British India:					To Hamburg - - - -	Cwts. 1,665	Cwts. 244	Cwts. 1,909	£ 2,686
Bombay and Sinde	8,241	-	8,241	28,133	" Argentine Confederation	1,264	-	1,264	2,504
Madras - - - -	3,157	-	3,157	9,249	" British Possessions in South Africa - - -	856	-	856	1,408
Bengal and Pegu-	10,239	123	10,362	38,040	" British India:				
" Ceylon - - - -	939	-	939	3,908	Bombay and Sinde	1,910	-	1,910	5,298
" Hong Kong - - - -	805	-	805	4,334	Bengal and Pegu-	419	-	419	1,087
" Australia - - - -	47,975	255	48,230	151,849	" Australia - - - -	14,477	215	14,692	23,763
" British North America -	7,406	-	7,406	28,949	" British North America -	972	-	972	1,902
" British West India Islands and British Guiana -	1,978	5	1,983	8,260	" British West India Islands and British Guiana -	1,132	124	1,256	2,100
	89,926	1,355			" Other Countries - - -	22,695	583	3,070	5,697
" Other Countries - - -	-	-	3,994	17,531	Total - - - -	-	-	26,348	46,445
Total - - - -	-	-	95,275	334,075					
FOREIGN AND COLONIAL PRODUCE.				FOREIGN AND COLONIAL PRODUCE.					
" Printing or Writing (Foreign):					" Pasteboard and Millboard:				
To Spain - - - -	-	Cwts. 322	Cwts. 322	826	To British India:				
" Philippine Islands - -	260	573	833	2,138	Bombay and Sinde	318	-	318	354
" Brazil - - - -	224	40	264	678	Bengal and Pegu-	165	-	165	258
" British India:					" Australia - - - -	1,503	-	1,503	2,258
Bombay and Sinde	3,734	-	3,734	9,584	" Canada - - - -	587	-	587	644
Madras - - - -	941	-	941	2,415					
Bengal and Pegu-	8,716	-	8,716	22,371	" Other Countries - - -	2,573	-	561	1,027
" Australia - - - -	910	-	910	2,336	Total - - - -	-	-	3,134	4,541
" British North America -	569	-	569	1,460					
" British West India Islands and British Guiana -	298	24	322	826	" Cardboard and Cards (except Playing Cards):				
" Other Countries - - -	1,368	13	1,381	3,545	To Hamburg - - - -	Cwts. 95	Cwts. 18	Cwts. 113	£ 757
Total - - - -	17,020	972	17,992	46,179	" France - - - -	91	-	91	666
PRODUCE AND MANUFACTURES OF THE UNITED KINGDOM.				PRODUCE AND MANUFACTURES OF THE UNITED KINGDOM.					
" Envelopes:					" United States:				
To China (exclusive of Hong Kong) - - - -	Cwts. 23	Cwts. -	Cwts. 23	455	N. Atlantic Ports	18	45	63	401
" British India:					" Australia - - - -	298	12	310	1,494
Bombay and Sinde	74	-	74	649					
Bengal and Pegu-	46	-	46	323	" Other Countries - - -	502	75	341	889
" Hong Kong - - - -	29	-	29	321	Total - - - -	-	-	918	4,207
" Australia - - - -	1,176	35	1,211	7,571					
" British North America -	243	-	243	1,766	" Unenumerated:				
	1,591	35	360	2,678	To Russia - - - -	Cwts. 379	Cwts. 3	Cwts. 382	£ 2,687
" Other Countries - - -	-	-	1,986	13,768	" Hamburg - - - -	200	156	356	2,152
Total - - - -	-	-	1,986	13,768	" France - - - -	3,599	-	3,599	11,049
PRODUCE AND MANUFACTURES OF THE UNITED KINGDOM.				PRODUCE AND MANUFACTURES OF THE UNITED KINGDOM.					
" Hangings:					" Turkey Proper - - - -	1,059	174	1,233	5,147
To Hamburg - - - -	Cwts. 1,073	Cwts. 195	Cwts. 1,268	4,130	" United States:				
" Belgium - - - -	1,099	765	1,864	4,584	N. Atlantic Ports	484	753	1,237	3,560
" France - - - -	4,176	8	4,184	18,515	" Brazil - - - -	482	5	487	1,771
" Italy: Sardinian States -	640	-	640	2,068	" Channel Islands - - -	726	-	726	2,907
" Naples and Sicily - - -	1,971	-	1,971	6,171	" Australia - - - -	3,509	9	3,518	9,095
" United States:									
N. Atlantic Ports	2,201	58	2,259	6,384	" Other Countries - - -	10,438	1,100	1,876	6,337
Pacific Ports - - -	17	-	17	184	Total - - - -	-	-	13,414	44,705
" British Possessions in South Africa - - -	788	-	788	2,588					
" British India:					FOREIGN AND COLONIAL PRODUCE.				
Bombay and Sinde	438	-	438	2,321	" Of all other Kinds (except Hangings) (Foreign):				
" Australia - - - -	11,756	18	11,774	38,717	To Turkey Proper - - -	Cwts. 676	Cwts. -	Cwts. 676	£ 1,268
" British North America -	4,125	79	4,204	10,950	" United States:				
	28,284	1,123	3,486	12,708	N. Atlantic Ports	972	-	972	1,823
" Other Countries - - -	-	-	3,486	12,708	Pacific Ports - - -	25	-	25	47
Total - - - -	-	-	32,893	109,320	" Chili - - - -	1,182	-	1,182	2,216
					" Brazil - - - -	480	26	506	870

PRINCIPAL ARTICLES AND COUNTRIES TO WHICH EXPORTED (Cont ^d).	QUANTITIES.			TOTAL VALUE.
	In British Vessels.	In Foreign Vessels.	Total.	
FOREIGN AND COLONIAL PRODUCE.				
PAPER (Cont^d):				
" Of all other Kinds (except Hangings) (Foreign) (Cont ^d):				
To Channel Islands - - -	Cwts. 1,200	Cwts. -	Cwts. 1,200	£ 1,599
" British India :				
Bombay and Sinde	763	-	763	1,099
Madras - - -	7	-	7	13
Bengal and Pegu -	114	-	114	214
" Other Countries - - -	1,059	41	1,100	2,149
Total - - -	6,478	67	6,545	11,298
PRODUCE AND MANUFACTURES OF THE UNITED KINGDOM.				
" Articles Manufactured of Paper (except Papier-mâché):				
To United States:				
N. Atlantic Ports -	105	9	114	1,368
Pacific Ports - - -	26	-	26	166
" British India :				
Bombay and Sinde	56	-	56	248
Bengal and Pegu -	96	-	96	817
" Australia - - -	2,864	-	2,864	5,807
" British North America -	280	-	280	1,295
" Other Countries - - -	3,427	9	403	1,842
Total - - -	-	-	3,839	11,543
<i>(Entered at Value only.)</i>				
PENS, Metallic and Quill, included under Stationery.				
PERFUMERY of all Sorts :				
To Russia - - -	£ 2,619	£ 180	£ 2,799	
" Hamburg - - -	3,288	1,440	4,728	
" Holland - - -	1,787	143	1,930	
" Belgium - - -	644	1,159	1,803	
" France - - -	1,915	-	1,915	
" Egypt - - -	3,053	-	3,053	
" China (exclusive of Hong Kong) - - -	1,233	-	1,233	
" United States:				
N. Atlantic Ports -	5,389	188	5,577	
S. Atlantic Ports -	115	-	115	
Pacific Ports - - -	343	-	343	
" Brazil - - -	1,490	993	2,483	
" Argentine Confederation	1,276	351	1,627	(See under Quantities.)
" Channel Islands - - -	2,429	-	2,429	
" British Possessions in South Africa - - -	2,531	45	2,576	
" British India :				
Bombay and Sinde	4,178	-	4,178	
Madras - - -	2,179	-	2,179	
Bengal and Pegu -	9,477	65	9,542	
" Hong Kong - - -	1,404	-	1,404	
" Australia - - -	19,575	95	19,670	
" British North America -	3,097	-	3,097	
" British West India Islands and British Guiana -	5,411	72	5,483	
" Other Countries - - -	73,433	4,731	16,187	
Total - - -	-	-	94,351	
PETROLEUM (British). See NAPHTHA, &c.				

PRINCIPAL ARTICLES AND COUNTRIES TO WHICH EXPORTED (Cont ^d).	QUANTITIES.			TOTAL VALUE.
	In British Vessels.	In Foreign Vessels.	Total.	
FOREIGN AND COLONIAL PRODUCE.				
PETROLEUM (Foreign):				
" Unrefined:				
To Sweden - - -	Tuns. 102	Tuns. -	Tuns. 102	£ 2,050
" Bremen - - -	680	-	680	13,668
" Holland - - -	62	-	62	1,246
" Belgium - - -	344	-	344	6,914
" France - - -	708	37	745	14,975
" Other Countries - - -	88	10	98	1,970
Total - - -	1,984	47	2,031	40,823
" Refined:				
To Russia - - -	Gallons. 20,712	Gallons. 972	Gallons. 21,684	£ 3,253
" Sweden - - -	9,000	3,147	12,147	1,822
" Denmark - - -	11,323	190	11,513	1,727
" Holland - - -	41,578	-	41,578	6,237
" Belgium - - -	172,757	3,926	176,683	26,502
" France - - -	76,690	-	76,690	11,503
" Portugal, Azores, and Madeira - - -	9,390	-	9,390	1,408
" Spain and the Canaries -	5,651	4,587	10,238	1,536
" Brazil - - -	15,064	2,400	17,464	2,620
" Australia - - -	16,640	-	16,640	2,496
" Other Countries - - -	5,926	5,131	11,057	1,659
Total - - -	384,731	20,353	405,084	60,763
PRODUCE AND MANUFACTURES OF THE UNITED KINGDOM.				
<i>(Entered at Value only.)</i>				
PICKLES and SAUCES:				
To Russia - - -	£ 2,007	£ 529	£ 2,536	
" Hamburg - - -	2,017	1,472	3,489	
" Holland - - -	4,231	110	4,341	
" Belgium - - -	1,356	1,477	2,833	
" France - - -	4,328	15	4,343	
" China (exclusive of Hong Kong) - - -	5,426	-	5,426	
" Japan - - -	2,108	-	2,108	
" United States:				
N. Atlantic Ports -	7,069	18,634	25,703	
S. Atlantic Ports -	2,600	617	3,217	
Pacific Ports - - -	3,176	1,686	4,862	
" Brazil - - -	1,962	1,088	3,050	
" Uruguay - - -	2,276	214	2,490	
" Argentine Confederation	5,182	978	6,160	
" Channel Islands - - -	1,958	-	1,958	
" Western Africa (British)	2,239	-	2,239	(See under Quantities.)
" British Possessions in South Africa - - -	9,078	59	9,137	
" British India :				
Bombay and Sinde	13,684	-	13,684	
Madras - - -	6,461	-	6,461	
Bengal and Pegu -	26,819	201	27,020	
" Singapore and Eastern Straits Settlements -	4,729	-	4,729	
" Ceylon - - -	3,370	-	3,370	
" Hong Kong - - -	6,917	-	6,917	
" Australia - - -	130,895	1,652	132,547	
" British North America -	19,678	3	19,681	
" British West India Islands and British Guiana -	7,522	709	8,231	
" Other Countries - - -	277,088	29,444	21,849	
Total - - -	-	-	328,381	

PRINCIPAL ARTICLES AND COUNTRIES TO WHICH EXPORTED (Cont ^d).	QUANTITIES.			TOTAL VALUE.
	In British Vessels.	In Foreign Vessels.	Total.	
PRODUCE AND MANUFACTURES OF THE UNITED KINGDOM.				
(Entered at Value only.)				
PICTURES :	£	£	£	
To Holland - - -	6,883	150	7,033	
" Belgium - - -	3,730	2,280	6,010	
" France - - -	17,717	-	17,717	
" Egypt - - -	2,524	-	2,524	
" United States :				
N. Atlantic Ports -	5,931	420	6,351	(See under Quantities.)
S. Atlantic Ports -	340	-	340	
Pacific Ports -	50	-	50	
" Channel Islands - -	1,484	-	1,484	
" British India :				
Bombay and Sinde	2,463	-	2,463	
Bengal and Pegu -	1,231	-	1,231	
" Australia - - -	5,140	210	5,350	
" British North America -	1,199	-	1,199	
" Other Countries - -	48,692	3,060	9,277	
Total - - -	-	-	61,029	
PITCH. See "COAL PITCH" under "COALS," &c., also under the Account of "Other Articles."				
PLATE, Gold and Silver :	Ounces.	Ounces.	Ounces.	£
To Hamburg - - -	4,382	880	5,262	2,568
" France - - -	11,278	-	11,278	5,336
" Egypt - - -	20,747	-	20,747	10,923
" China (exclusive of Hong Kong) - - -	4,664	-	4,664	1,588
" Foreign West Indies -	6,038	154	6,192	2,564
" United States :				
N. Atlantic Ports -	6,797	360	7,157	4,167
S. Atlantic Ports -	21	-	21	10
" Channel Islands - -	7,718	-	7,718	3,063
" British Possessions in South Africa - - -	2,586	-	2,586	1,375
" British India :				
Bengal and Pegu -	3,703	-	3,703	2,113
Hong Kong - - -	1,264	-	1,264	580
" Australia - - -	17,424	80	17,504	9,839
" British North America -	7,048	-	7,048	3,640
" British West India Islands and British Guiana -	9,424	182	9,606	4,018
" Other Countries - -	103,094	1,656	23,725	10,748
Total - - -	-	-	128,475	62,532
(Entered at Value only.)				
PLATED WARES :	£	£	£	
To Holland - - -	2,075	77	2,152	
" France - - -	2,538	-	2,538	
" Egypt - - -	12,347	-	12,347	
" United States :				
N. Atlantic Ports -	7,059	65	7,124	(See under Quantities.)
Pacific Ports -	55	30	85	
" New Granada - - -	1,932	-	1,932	
" Chili - - -	1,837	-	1,837	
" British Possessions in South Africa - - -	3,023	-	3,023	
" British India :				
Bombay and Sinde	5,770	-	5,770	
Madras - - -	3,198	-	3,198	
Bengal and Pegu -	13,179	-	13,179	
" Ceylon - - -	1,712	-	1,712	

PRINCIPAL ARTICLES AND COUNTRIES TO WHICH EXPORTED (Cont ^d).	QUANTITIES.			TOTAL VALUE.
	In British Vessels.	In Foreign Vessels.	Total.	
PRODUCE AND MANUFACTURES OF THE UNITED KINGDOM.				
(Entered at Value only.)				
PLATED WARES (Cont^d) :	£	£	£	
To Australia - - -	28,331	25	28,356	(See under Quantities.)
" British North America -	9,660	-	9,660	
" British West India Islands and British Guiana -	2,353	100	2,453	
" Other Countries - -	95,069	297	17,086	
Total - - -	-	-	112,452	
PLATTING OF STRAW, &c. :	Lbs.	Lbs.	Lbs.	£
To Belgium - - -	123	926	1,049	971
" France - - -	82,156	-	82,156	26,882
" United States :				
N. Atlantic Ports -	67,599	5,954	73,553	21,345
" Other Countries - -	149,878	6,880	1,644	798
Total - - -	-	-	158,402	49,996
POTATOES. See Account of "Other Articles."				
(Entered at Value only.)				
PRINTS and DRAWINGS :	£	£	£	
To Holland - - -	1,127	18	1,145	(See under Quantities.)
" Belgium - - -	115	4,952	5,067	
" France - - -	1,625	-	1,625	
" Egypt - - -	1,321	-	1,321	
" United States :				
N. Atlantic Ports -	2,988	40	3,028	
S. Atlantic Ports -	25	-	25	
Pacific Ports -	35	-	35	
" British India :				
Bombay and Sinde	932	-	932	
Madras - - -	2,590	-	2,590	
Bengal and Pegu -	790	-	790	
" Australia - - -	6,705	80	6,785	
" Other Countries - -	18,253	5,090	7,593	
Total - - -	-	-	30,936	
(Entered at Value only.)				
PRINTING TYPES and MATERIALS :	£	£	£	
To Holland - - -	1,232	389	1,621	(See under Quantities.)
" Belgium - - -	1,240	582	1,822	
" Italy: Sardinian States -	4,280	-	4,280	
" Egypt - - -	2,023	-	2,023	
" United States :				
N. Atlantic Ports -	3,838	-	3,838	
" British Possessions in South Africa - - -	2,173	-	2,173	
" British India :				
Bombay and Sinde	4,660	-	4,660	
Madras - - -	3,521	-	3,521	
Bengal and Pegu -	10,043	70	10,113	
" Australia - - -	25,411	280	25,691	
" Other Countries - -	58,421	1,321	9,188	
Total - - -	-	-	68,930	

PRINCIPAL ARTICLES AND COUNTRIES TO WHICH EXPORTED (Contd.).	QUANTITIES.			TOTAL VALUE.
	In British Vessels.	In Foreign Vessels.	Total.	
PRODUCE AND MANUFACTURES OF THE UNITED KINGDOM.				
(Entered at Value only.)				
PROVISIONS (Unenumerated):	£	£	£	
To Holland - - - -	3,486	790	4,276	
" Belgium - - - -	1,177	1,542	2,719	
" France - - - -	27,448	2	27,450	
" Portugal, Azores, and Madeira - - - -	5,484	536	6,020	
" Egypt - - - -	23,074	-	23,074	
" Western Africa (Foreign)	5,538	25	5,563	
" China (exclusive of Hong Kong) - - - -	6,352	-	6,352	
" Japan - - - -	1,211	-	1,211	
" Foreign West Indies -	1,526	499	2,025	
" United States:				
N. Atlantic Ports -	2,459	4,166	6,625	
S. Atlantic Ports -	365	129	494	
Pacific Ports - - -	43	109	152	
" Mexico - - - -	2,241	259	2,500	
" Brazil - - - -	2,991	4	2,995	
" Channel Islands - - -	4,729	-	4,729	
" Malta - - - -	1,773	129	1,902	
" Western Africa (British)	5,450	-	5,450	
" British Possessions in South Africa - - - -	13,842	176	14,018	
" Mauritius - - - -	2,969	184	3,153	
" British India:				
Bombay and Sinde	27,379	-	27,379	
Madras - - - -	14,569	-	14,569	
Bengal and Pegu -	42,253	400	42,653	
" Singapore and Eastern Straits Settlements -	6,994	-	6,994	
" Ceylon - - - -	4,715	-	4,715	
" Hong Kong - - - -	6,785	-	6,785	
" Australia - - - -	46,887	439	47,326	
" British North America	3,158	-	3,158	
" British West India Islands and British Guiana -	15,272	782	16,054	
" Other Countries - - -	280,170	10,171	17,711	
Total - - - -	-	-	308,052	
FOREIGN AND COLONIAL PRODUCE.				
QUICKSILVER:	Lbs.	Lbs.	Lbs.	£
To Russia - - - -	86,587	2,189	88,776	9,156
" Hanover - - - -	16,636	-	16,636	1,716
" Hamburg - - - -	97,395	3,394	100,789	10,394
" Bremen - - - -	4,580	28,713	33,293	3,433
" Holland - - - -	61,612	66,158	127,770	13,176
" Belgium - - - -	15,152	29,224	44,376	4,576
" France - - - -	277,780	81,792	359,572	37,080
" United States:				
N. Atlantic Ports -	23,537	15,568	39,105	4,033
Pacific Ports - - -	210	5,040	5,250	541
" Mexico - - - -	13,723	-	13,723	1,415
" Central America - - -	52,889	-	52,889	5,454
" Chili - - - -	41,332	-	41,332	4,262
" British India:				
Bombay and Sinde	43,116	-	43,116	4,446
Madras - - - -	7,687	-	7,687	793
Bengal and Pegu -	68,600	-	68,600	7,074
" Australia - - - -	50,724	1,680	52,404	5,403
" Other Countries - - -	50,895	9,724	60,619	6,253
Total - - - -	912,455	243,482	1,155,937	119,205

PRINCIPAL ARTICLES AND COUNTRIES TO WHICH EXPORTED (Contd.).	QUANTITIES.			TOTAL VALUE.
	In British Vessels.	In Foreign Vessels.	Total.	
PRODUCE AND MANUFACTURES OF THE UNITED KINGDOM.				
RAGS, LINEN and COTTON (British):	Tons.	Tons.	Tons.	£
To Belgium - - - -	159	-	159	3,051
" France - - - -	62	-	62	1,258
" United States:				
N. Atlantic Ports -	3,371	1,172	4,543	87,963
" Canada - - - -	26	-	26	500
" Other Countries - - -	3,618	1,172	20	477
Total - - - -	-	-	4,810	93,249
" Vegetable Fibre: Old Rope and other Materials for making Paper (British):	Tons.	Tons.	Tons.	£
To Belgium - - - -	28	-	28	244
" France - - - -	502	-	502	5,340
" United States:				
N. Atlantic Ports -	486	750	1,236	17,508
" Canada - - - -	103	-	103	848
" Other Countries - - -	1,119	750	25	130
Total - - - -	-	-	1,894	24,070
FOREIGN AND COLONIAL PRODUCE.				
RAGS and PAPER STUFFS (Foreign):	Tons.	Tons.	Tons.	£
To France - - - -	42	-	42	945
" United States:				
N. Atlantic Ports -	448	989	1,437	23,094
" Other Countries - - -	25	1	26	275
Total - - - -	515	990	1,505	24,314
RHUBARB:	Lbs.	Lbs.	Lbs.	£
To Prussia - - - -	2,457	270	2,727	1,136
" Hanover - - - -	4,234	-	4,234	1,764
" Hamburg - - - -	21,026	12,134	33,160	13,816
" Bremen - - - -	571	4,922	5,493	2,289
" Holland - - - -	25,674	1,120	26,794	11,164
" Belgium - - - -	7,300	1,792	9,092	3,788
" France - - - -	23,783	96	23,879	9,950
" Italy: Genoa - - - -	4,031	-	4,031	1,680
" United States:				
N. Atlantic Ports -	38,835	-	38,835	16,182
Pacific Ports - - -	5,310	-	5,310	2,212
" Other Countries - - -	8,935	2,834	11,769	4,904
Total - - - -	142,156	23,168	165,324	68,885
RICE, not rough nor in the Husk:	Cwts.	Cwts.	Cwts.	£
To Russia - - - -	15,714	24,520	40,234	27,661
" Prussia - - - -	23,701	41,851	65,552	45,067
" Hamburg - - - -	14,861	18,501	33,362	22,936
" Bremen - - - -	13,660	90,405	104,065	71,545
" Holland - - - -	74,491	43,518	118,009	81,131
" Belgium - - - -	65,728	5,879	71,607	49,231
" France - - - -	48,817	3,119	51,936	35,706
" Portugal, Azores, and Madeira - - - -	101,955	27,652	129,607	89,104
" Turkey Proper - - - -	24,282	6,114	30,396	20,897
" Egypt - - - -	60,300	-	60,300	41,456
" Western Africa (Foreign)	11,931	1,132	13,063	8,980
" Cuba - - - -	8,099	147,831	155,930	107,202
" United States:				
N. Atlantic Ports -	77,981	57,926	135,907	93,436
S. Atlantic Ports -	50	-	50	34
Pacific Ports - - -	10,404	2,000	12,404	8,528
" Brazil - - - -	22,508	937	23,445	16,118
" Uruguay - - - -	13,366	4,521	17,887	12,298

PRINCIPAL ARTICLES AND COUNTRIES TO WHICH EXPORTED (Cont ^d).	QUANTITIES.			TOTAL VALUE.
	In British Vessels.	In Foreign Vessels.	Total.	
FOREIGN AND COLONIAL PRODUCE.				
RICE, not rough nor in the Husk (Cont ^d):	Cwts.	Cwts.	Cwts.	£
To Western Africa (British)	14,350	600	14,950	10,278
„ British North America -	66,115	8	66,123	45,458
„ British W. India Islands and British Guiana -	103,088	4,841	107,929	74,202
„ Other Countries -	109,057	34,481	143,538	98,684
Total -	880,458	515,836	1,396,294	959,952
„ Dust and Meal:	Cwts.	Cwts.	Cwts.	£
To Holland -	26,270	45,576	71,846	32,331
„ Other Countries -	164	-	164	74
Total -	26,434	45,576	72,010	32,405
PRODUCE AND MANUFACTURES OF THE UNITED KINGDOM.				
ROSIN (British):	Cwts.	Cwts.	Cwts.	£
To Russia -	216	700	916	733
„ Brazil -	467	204	671	583
„ British India:				
Madras -	358	-	358	352
Bengal and Pegu -	533	-	533	538
„ Australia -	5,689	10	5,699	6,081
„ Other Countries -	7,263	914	3,150	3,107
Total -	-	-	11,327	11,394
<i>Entered at Value only.</i>				
SADDLERY and HARNESS:	£	£	£	
To Hamburg -	3,365	388	3,753	
„ Holland -	1,662	415	2,077	
„ Belgium -	388	983	1,371	
„ France -	1,693	-	1,693	
„ Portugal, Azores, and Madeira -	589	603	1,192	
„ Egypt -	8,412	-	8,412	
„ Philippine Islands -	44	2,022	2,066	
„ China (exclusive of Hong Kong) -	1,716	-	1,716	
„ Japan -	802	-	802	
„ Foreign West Indies -	1,440	786	2,226	
„ United States:				
N. Atlantic Ports -	6,445	259	6,704	
S. Atlantic Ports -	51	-	51	
Pacific Ports -	587	56	643	
„ New Granada -	2,197	4	2,201	
„ Brazil -	12,355	758	13,113	(See under Quantities.)
„ Argentine Confederation -	4,945	256	5,201	
„ British Possessions in South Africa -	23,356	-	23,356	
„ Mauritius -	4,391	9	4,400	
„ British India:				
Bombay and Sinde -	19,004	-	19,004	
Madras -	5,005	-	5,005	
Bengal and Pegu -	17,980	40	18,020	
„ Singapore and Eastern Straits Settlements -	1,269	27	1,296	
„ Ceylon -	2,203	-	2,203	
„ Hong Kong -	975	-	975	
„ Australia -	186,881	2,738	189,619	
„ British North America -	2,790	24	2,814	
„ British West India Islands and British Guiana -	15,447	336	15,783	
„ Other Countries -	325,992	9,704	14,835	
Total -	-	-	350,531	

PRINCIPAL ARTICLES AND COUNTRIES TO WHICH EXPORTED (Cont ^d).	QUANTITIES.			TOTAL VALUE.
	In British Vessels.	In Foreign Vessels.	Total.	
FOREIGN AND COLONIAL PRODUCE.				
SAFFLOWER:	Cwts.	Cwts.	Cwts.	£
To Russia -	684	-	684	3,762
„ Hamburg -	409	87	496	2,728
„ Bremen -	13	350	363	1,997
„ Holland -	1,123	520	1,643	9,037
„ Belgium -	61	155	216	1,188
„ France -	2,575	14	2,589	14,240
„ United States:				
N. Atlantic Ports -	162	99	261	1,436
„ Other Countries -	96	-	96	526
Total -	5,123	1,225	6,348	34,914
PRODUCE AND MANUFACTURES OF THE UNITED KINGDOM.				
SALT (Rock and White):	Tons.	Tons.	Tons.	£
To Russia -	24,037	32,104	56,141	28,381
„ Norway -	4,184	8,279	12,463	6,218
„ Denmark -	6,902	2,848	9,750	5,021
„ Schleswig-Holstein -	163	3,778	3,941	1,935
„ Prussia -	8,776	44,334	53,110	25,271
„ Holland -	19,343	1,872	21,215	6,321
„ Belgium -	20,738	5,674	26,412	7,734
„ Western Africa (Foreign) -	16,794	658	17,452	9,874
„ United States:				
N. Atlantic Ports -	31,435	36,738	68,173	37,210
S. Atlantic Ports -	53,299	18,198	71,497	32,969
Pacific Ports -	170	-	170	94
„ British Possessions in South Africa -	1,158	-	1,158	1,117
„ British India:				
Bengal and Pegu -	108,514	9,289	117,803	58,548
„ Australia -	18,281	56	18,337	14,015
„ British North America -	78,577	4,034	82,611	27,837
„ Other Countries -	392,371	167,862	18,817	12,086
Total -	-	-	579,050	274,631
SALTPETRE (British):	Cwts.	Cwts.	Cwts.	£
To Holland -	2,296	8	2,304	3,418
„ France -	1,203	-	1,203	1,576
„ Portugal, Azores, and Madeira -	6,802	453	7,255	12,113
„ Spain and the Canaries -	2,602	6,689	9,291	14,135
„ Italy: Sardinian States -	634	-	634	998
Tuscany -	2,683	-	2,683	4,286
Naples and Sicily -	5,309	-	5,309	7,889
„ Austrian Territories -	2,671	-	2,671	4,065
„ Peru -	1,756	-	1,756	2,958
„ Brazil -	5,893	4,229	10,122	15,962
„ Gibraltar -	1,727	-	1,727	2,633
„ Australia -	2,233	-	2,233	3,469
„ Canada -	1,738	-	1,738	2,425
„ Bermudas and Bahamas -	4,060	1,620	5,680	9,403
„ Other Countries -	41,607	12,999	5,332	8,217
Total -	-	-	59,938	93,547
FOREIGN AND COLONIAL PRODUCE.				
SALTPETRE (Foreign):	Cwts.	Cwts.	Cwts.	£
To Sweden -	627	727	1,354	1,670
„ France -	2,319	-	2,319	2,860
„ Spain -	137	3,471	3,608	4,450
„ Italy: Naples and Sicily -	3,641	-	3,641	4,491

PRINCIPAL ARTICLES AND COUNTRIES TO WHICH EXPORTED (Cont ^d).	QUANTITIES.			TOTAL VALUE.
	In British Vessels.	In Foreign Vessels.	Total.	
FOREIGN AND COLONIAL PRODUCE.				
SALTPETRE (Foreign) (Cont^d):	Cwts.	Cwts.	Cwts.	£
To United States:				
N. Atlantic Ports -	3,807	1,759	5,566	6,865
" Gibraltar -	1,449	-	1,449	1,787
" British North America -	1,365	-	1,365	1,671
" British West India Islands and British Guiana -	2,769	-	2,769	3,415
" Other Countries -	1,163	425	1,588	1,958
Total - - -	17,267	6,382	23,649	29,167
PRODUCE AND MANUFACTURES OF THE UNITED KINGDOM.				
SEEDS:	Cwts.	Cwts.	Cwts.	£
" Garden (British):				
To Hamburg - - -	257	35	292	1,334
" France - - -	1,094	-	1,094	2,516
" Egypt - - -	154	-	154	2,259
" United States:				
N. Atlantic Ports -	2,016	899	2,915	11,402
S. Atlantic Ports -	55	-	55	225
" Australia - - -	1,111	2	1,113	5,208
	4,687	936		
" Other Countries - -	-	-	989	5,064
TOTAL - - -	-	-	6,612	28,008
" Grass (British):	Cwts.	Cwts.	Cwts.	£
To Denmark - - -	3,550	-	3,550	3,573
" Prussia - - -	9,683	-	9,683	9,880
" Hamburg - - -	12,731	-	12,731	13,252
" Holland - - -	3,144	566	3,710	4,339
" France - - -	7,424	-	7,424	6,568
" Australia - - -	1,878	-	1,878	6,913
	38,410	566		
" Other Countries - -	-	-	1,798	2,283
Total - - -	-	-	40,774	46,808
" Unenumerated (British):	Cwts.	Cwts.	Cwts.	£
To Hamburg - - -	2,325	273	2,598	6,705
" Holland - - -	1,980	41	2,021	2,974
" France - - -	7,235	509	7,744	10,689
" United States:				
N. Atlantic Ports -	1,397	1,848	3,245	6,303
Pacific Ports -	2	-	2	30
" Australia - - -	1,848	-	1,848	6,626
" British North America -	1,630	-	1,630	3,967
	16,417	2,671		
" Other Countries - -	-	-	3,249	6,629
Total - - -	-	-	22,337	43,923
FOREIGN AND COLONIAL PRODUCE.				
" Clover (Foreign):	Cwts.	Cwts.	Cwts.	£
To Denmark - - -	7,646	105	7,751	26,160
" Prussia - - -	1,339	-	1,339	4,182
" Hamburg - - -	8,743	697	9,440	31,860
" Holland - - -	359	-	359	1,212
" France - - -	273	-	273	921
" Other Countries - -	642	312	954	3,219
Total - - -	18,902	1,114	20,016	67,554

PRINCIPAL ARTICLES AND COUNTRIES TO WHICH EXPORTED (Cont ^d).	QUANTITIES.			TOTAL VALUE.
	In British Vessels.	In Foreign Vessels.	Total.	
FOREIGN AND COLONIAL PRODUCE.				
SEEDS (Foreign) (Cont^d):	Qrs.	Qrs.	Qrs.	£
" Flax and Linseed (Foreign):				
To Denmark - - -	738	3,080	3,818	10,611
" Holland - - -	33,398	64,929	98,327	273,267
" Belgium - - -	12,263	2,550	14,813	41,168
" France - - -	13,113	1,240	14,353	39,890
" United States:				
N. Atlantic Ports -	4,847	10,475	15,322	42,582
" Other Countries - -	49	116	165	450
Total - - -	64,408	82,390	146,798	407,968
" Poppy:	Qrs.	Qrs.	Qrs.	£
To France - - -	23,353	2,022	25,375	69,781
" Other Countries - -	59	195	254	699
Total - - -	23,412	2,217	25,629	70,480
" Rape (Foreign):	Qrs.	Qrs.	Qrs.	£
To Hamburg - - -	350	-	350	1,069
" Holland - - -	5,017	6,807	11,824	36,112
" Belgium - - -	7,274	3,674	10,948	33,437
" France - - -	56,496	5,058	61,554	187,996
" Other Countries - -	111	163	274	837
Total - - -	69,248	15,702	84,950	259,451
" Unenumerated, commonly used for expressing (Oil therefrom) (Foreign):	Qrs.	Qrs.	Qrs.	£
To Holland - - -	1,506	600	2,106	5,660
" Belgium - - -	1,780	400	2,180	5,859
" France - - -	24,745	440	25,185	67,685
" Other Countries - -	57	-	57	153
Total - - -	28,088	1,440	29,528	79,357
PRODUCE AND MANUFACTURES OF THE UNITED KINGDOM.				
SHEATHING, ROOFING, and BOILER FELT:	Cwts.	Cwts.	Cwts.	£
To Hamburg - - -	6,595	355	6,950	4,839
" France - - -	2,076	320	2,396	2,031
" Spain and the Canaries -	77	987	1,064	1,158
" United States:				
N. Atlantic Ports -	1,405	1,151	2,556	2,743
S. Atlantic Ports -	188	-	188	215
Pacific Ports -	3,118	442	3,560	2,841
" Chili - - -	1,090	-	1,090	981
" Mauritius - - -	1,080	-	1,080	1,284
" British India:				
Bombay and Sindh -	468	-	468	633
Bengal and Pegu -	1,848	-	1,848	2,147
" Singapore and Eastern Straits Settlements -	925	60	985	976
" Hong Kong - - -	709	-	709	794
" Australia - - -	2,178	-	2,178	2,239
	21,757	3,315		
" Other Countries - -	-	-	14,062	13,804
Total - - -	-	-	39,134	36,685
FOREIGN AND COLONIAL PRODUCE.				
SHUMACH:	Tons.	Tons.	Tons.	£
To Russia - - -	1,268	635	1,903	27,784
" United States:				
N. Atlantic Ports -	2,006	93	2,099	30,646
" Other Countries - -	167	34	201	2,934
Total - - -	3,441	762	4,203	61,364

PRINCIPAL ARTICLES AND COUNTRIES TO WHICH EXPORTED (Cont ^d).	QUANTITIES.			TOTAL VALUE.
	In British Vessels.	In Foreign Vessels.	Total.	
FOREIGN AND COLONIAL PRODUCE.				
SILK: Raw:	Lbs.	Lbs.	Lbs.	£
To Hamburg - - - -	26,323	823	27,146	35,742
„ Bremen - - - -	644	7,280	7,924	10,433
„ Holland - - - -	127,211	13,307	140,518	185,015
„ Belgium - - - -	42,502	3,773	46,275	60,929
„ France - - - -	2,481,490	-	2,481,490	3,267,295
„ Portugal - - - -	31,325	820	32,145	42,324
„ Spain - - - -	14,014	17,126	31,140	41,000
„ United States:				
N. Atlantic Ports -	316,544	20,627	337,171	443,942
„ Mexico - - - -	19,512	-	19,512	25,691
„ Other Countries - -	12,871	1,100	13,971	18,396
Total - - - -	3,072,436	64,856	3,137,292	4,130,767
„ Knubs or Husks:	Cwts.	Cwts.	Cwts.	£
To France - - - -	960	20	980	22,679
„ Spain - - - -	-	4	4	92
„ United States:				
N. Atlantic Ports	44	-	44	1,018
„ Malta - - - -	184	-	184	4,258
Total - - - -	1,188	24	1,212	28,047
PRODUCE AND MANUFACTURES OF THE UNITED KINGDOM.				
„ Thrown, Singles (British):	Lbs.	Lbs.	Lbs.	£
To France - - - -	3,707	-	3,707	4,755
„ United States:				
N. Atlantic Ports	47,301	-	47,301	49,515
„ Other Countries - -	51,008	-	75	90
Total - - - -	-	-	51,083	54,360
„ Thrown, Organzine (British):	Lbs.	Lbs.	Lbs.	£
To Hamburg - - - -	2,780	160	2,940	4,299
„ Holland - - - -	20,627	5,571	26,198	39,838
„ Belgium - - - -	18,418	30	18,448	23,964
„ France - - - -	30,005	-	30,005	43,531
„ Portugal - - - -	1,987	58	2,045	2,740
„ United States:				
N. Atlantic Ports -	26,925	-	26,925	29,761
Total - - - -	100,742	5,819	3,127	3,920
„ Other Countries - -	-	-	109,688	148,053
FOREIGN AND COLONIAL PRODUCE.				
„ Thrown, Singles and Organzine (Foreign):	Lbs.	Lbs.	Lbs.	£
To Holland - - - -	11,961	2,478	14,439	30,502
„ Belgium - - - -	5,210	-	5,210	11,006
„ France - - - -	277,950	196	278,146	587,583
„ United States:				
N. Atlantic Ports	6,366	196	6,562	13,862
Total - - - -	301,487	2,870	304,357	642,953

PRINCIPAL ARTICLES AND COUNTRIES TO WHICH EXPORTED (Cont ^d).	QUANTITIES.			TOTAL VALUE.
	In British Vessels.	In Foreign Vessels.	Total.	
PRODUCE AND MANUFACTURES OF THE UNITED KINGDOM.				
SILK (Cont^d):	Lbs.	Lbs.	Lbs.	£
„ Thrown, Tram (British):				
To Hamburg - - - -	24,400	3,815	28,215	31,205
„ Holland - - - -	94,877	10,330	105,207	134,889
„ Belgium - - - -	20,715	833	21,548	29,504
„ France - - - -	32,033	-	32,033	52,389
„ Portugal - - - -	17,176	-	17,176	21,002
„ United States:				
N. Atlantic Ports	3,324	-	3,324	4,070
Total - - - -	192,525	14,978	1,897	2,118
„ Other Countries - -	-	-	209,400	275,177
FOREIGN AND COLONIAL PRODUCE.				
„ Thrown, Tram (Foreign):	Lbs.	Lbs.	Lbs.	£
To Hamburg - - - -	800	-	800	1,690
„ Holland - - - -	451	-	451	953
„ Portugal - - - -	600	-	600	1,268
„ United States:				
N. Atlantic Ports	493	-	493	1,041
Total - - - -	2,344	-	2,344	4,952
PRODUCE AND MANUFACTURES OF THE UNITED KINGDOM.				
„ Twist or Yarn of Silk:	Lbs.	Lbs.	Lbs.	£
To Hamburg - - - -	37,696	15,316	53,012	42,419
„ Bremen - - - -	1,216	5,901	7,117	6,598
„ Holland - - - -	56,204	196	56,400	49,482
„ Belgium - - - -	4,842	3,863	8,705	9,138
„ France - - - -	194,356	-	194,356	115,029
„ United States:				
N. Atlantic Ports -	2,314	-	2,314	2,181
Total - - - -	296,628	25,276	4,601	4,208
„ Other Countries - -	-	-	326,505	229,055
PRODUCE AND MANUFACTURES OF THE UNITED KINGDOM.				
„ Twist or Yarn of Waste Silk:	Lbs.	Lbs.	Lbs.	£
To Hamburg - - - -	26,404	6,934	33,338	21,110
„ Holland - - - -	17,134	-	17,134	10,601
„ France - - - -	14,324	-	14,324	7,917
„ United States:				
N. Atlantic Ports -	7,924	-	7,924	5,962
Total - - - -	65,786	6,934	2,739	2,109
„ Other Countries - -	-	-	75,459	47,699
PRODUCE AND MANUFACTURES OF THE UNITED KINGDOM.				
„ Twist or Yarn of Silk and other Materials:	Lbs.	Lbs.	Lbs.	£
To Hamburg - - - -	14,858	4,598	19,456	6,478
„ Bremen - - - -	1,200	6,345	7,545	2,768
„ France - - - -	6,590	527	7,117	2,264
Total - - - -	22,648	11,470	3,664	1,504
„ Other Countries - -	-	-	37,782	12,714

PRINCIPAL ARTICLES AND COUNTRIES TO WHICH EXPORTED (Cont ^d).	QUANTITIES.			TOTAL VALUE.	PRINCIPAL ARTICLES AND COUNTRIES TO WHICH EXPORTED (Cont ^d).	QUANTITIES.			TOTAL VALUE.
	In British Vessels.	In Foreign Vessels.	Total.			In British Vessels.	In Foreign Vessels.	Total.	
SILK MANUFACTURES:					SILK MANUFACTURES (Cont^d):				
OF SILK ONLY:					OF SILK ONLY (Cont^d):				
PRODUCE AND MANUFACTURES OF THE UNITED KINGDOM.					PRODUCE AND MANUFACTURES OF THE UNITED KINGDOM.				
" Broad Piece Goods:	Yards.	Yards.	Yards.	£	" Handkerchiefs, Scarfs, and Shawls (Cont ^d):	Dozens.	Dozens.	Dozens.	£
To Hamburg - - - -	16,173	95	16,268	3,614	To Mexico - - - -	8,537	1,445	9,982	13,208
" Holland - - - -	8,818	773	9,591	2,007	" New Granada - - - -	8,528	-	8,528	14,099
" France - - - -	64,752	-	64,752	9,002	" Peru - - - -	456	-	456	1,026
" Portugal, Azores, and Madeira - - - -	8,024	580	8,604	1,633	" Chili - - - -	2,087	-	2,087	2,508
" Turkey Proper - - - -	11,939	46	11,985	1,188	" Brazil - - - -	4,439	-	4,439	5,140
" Egypt - - - -	739,362	-	739,362	171,599	" Uruguay - - - -	3,305	-	3,305	5,421
" China (exclusive of Hong Kong) - - - -	3,192	-	3,192	734	" Argentine Confederation - - - -	2,988	-	2,988	4,277
" Japan - - - -	21,460	-	21,460	2,180	" Gibraltar - - - -	3,570	-	3,570	5,774
" Cuba - - - -	350	9,600	9,950	1,282	" Australia - - - -	2,104	-	2,104	3,310
" United States:					" Other Countries - - - -	106,021	14,616	8,923	13,391
N. Atlantic Ports -	348,183	15,035	363,218	70,425	Total - - - -	-	-	129,560	235,325
Mexico - - - -	5,971	1,280	7,251	1,034					
New Granada - - - -	32,486	-	32,486	6,586	" Ribbons, Silk and Satin:	Lbs.	Lbs.	Lbs.	£
Brazil - - - -	6,356	-	6,356	1,089	To Egypt - - - -	9,909	-	9,909	11,268
Uruguay - - - -	37,026	-	37,026	4,987	" United States:				
Argentine Confederation - - - -	48,574	-	48,574	6,579	N. Atlantic Ports -	31,747	592	32,339	40,803
Gibraltar - - - -	17,085	-	17,085	2,019	New Granada - - - -	2,569	-	2,569	3,483
British Possessions in South Africa - - - -	21,368	-	21,368	4,127	Australia - - - -	15,005	-	15,005	20,404
British India:					British North America -	5,131	-	5,131	7,171
Bombay and Sind -	17,684	-	17,684	3,887	" Other Countries - - - -	64,361	592	4,795	8,189
Bengal and Pegu -	23,438	-	23,438	3,537	Total - - - -	-	-	69,748	91,318
Australia - - - -	184,766	78	184,844	32,849					
British North America -	85,397	-	85,397	18,060	" Ribbons, Gauze and Velvet:	Lbs.	Lbs.	Lbs.	£
British West India Islands and British Guiana -	10,740	196	10,936	2,090	To Australia - - - -	4,938	-	4,938	7,307
" Other Countries - - - -	1,713,144	27,683	80,743	13,747	" Other Countries - - - -	-	-	800	1,277
Total - - - -	-	-	1,821,570	364,255	Total - - - -	-	-	5,738	8,584
" Fancy Silks and Satin:	Yards.	Yards.	Yards.	£	" Plush for making Hats:	Lbs.	Lbs.	Lbs.	£
To Egypt - - - -	2,419	-	2,419	697	To all Countries - - - -	-	-	418	443
" United States:									
N. Atlantic Ports -	3,719	-	3,719	1,260	" Hosiery: Stockings and Socks:	Dozen Pairs.	Dozen Pairs.	Dozen Pairs.	£
" Other Countries - - - -	6,138	-	3,654	1,119	To all Countries - - - -	-	-	440	1,068
Total - - - -	-	-	9,792	3,076					
					<i>(Entered at Value only.)</i>				
" Velvet:	Yards.	Yards.	Yards.	£	" Hosiery: Other Kinds:	£	£	£	
To Hamburg - - - -	2,854	2,470	5,324	1,345	To Belgium - - - -	70	10,008	10,078	
" Belgium - - - -	2,900	99	2,999	822	" Egypt - - - -	688	-	688	
" France - - - -	3,176	-	3,176	745	" United States:				
" Egypt - - - -	4,580	-	4,580	1,508	N. Atlantic Ports -	4,998	-	4,998	
" United States:					Brazil - - - -	821	-	821	(See under Quantities.)
N. Atlantic Ports -	7,574	-	7,574	1,912	Uruguay - - - -	946	-	946	
Australia - - - -	10,115	-	10,115	3,008	Australia - - - -	1,577	-	1,577	
" Other Countries - - - -	31,199	2,569	5,170	1,409	" Other Countries - - - -	9,100	10,008	3,745	
Total - - - -	-	-	38,938	10,749	Total - - - -	-	-	22,853	
" Handkerchiefs, Scarfs, and Shawls:	Dozens.	Dozens.	Dozens.	£	" Lace:	Yards.	Yards.	Yards.	£
To Hamburg - - - -	2,660	151	2,811	4,630	To Hamburg - - - -	41,564	11,486	53,050	2,579
" France - - - -	6,313	-	6,313	10,873	" Belgium - - - -	42,936	3,783	46,719	2,061
" Portugal and Azores -	4,967	2,303	7,270	8,285	" France - - - -	208,475	-	208,475	7,850
" Spain and the Canaries -	1,080	4,997	6,077	8,907	" United States:				
" Egypt - - - -	50,235	-	50,235	120,638	N. Atlantic Ports -	650,492	-	650,492	34,933
" Western Africa (Foreign) -	2,446	-	2,446	2,976	Channel Islands - - - -	37,200	-	37,200	4,000
" Cuba - - - -	511	4,380	4,891	7,426	Gibraltar - - - -	25,698	-	25,698	1,493
" United States:					British North America -	102,550	-	102,550	5,262
N. Atlantic Ports -	1,795	-	1,795	2,733	" Other Countries - - - -	1,108,915	15,269	90,958	5,173
S. Atlantic Ports -	-	40	40	76	Total - - - -	-	-	1,215,142	63,351
Pacific Ports -	-	1,300	1,300	627					

PRINCIPAL ARTICLES AND COUNTRIES TO WHICH EXPORTED (Cont ^d).	QUANTITIES.			TOTAL VALUE.	PRINCIPAL ARTICLES AND COUNTRIES TO WHICH EXPORTED (Cont ^d).	QUANTITIES.			TOTAL VALUE.	
	In British Vessels.	In Foreign Vessels.	Total.			In British Vessels.	In Foreign Vessels.	Total.		
PRODUCE AND MANUFACTURES OF THE UNITED KINGDOM.				PRODUCE AND MANUFACTURES OF THE UNITED KINGDOM.						
(Entered at Value only.)				(Entered at Value only.)						
SILK MANUFACTURES (Cont^d):				MANUFACTURES OF SILK and OTHER MATERIALS in which Silk predominates (Cont^d):						
Of SILK ONLY (Cont ^d):				" Handkerchiefs, Scarfs, and Shawls (Mixed):						
" Small Wares, Fringes, Trimmings, Laces, &c.:				To Spain and the Canaries - Dozen. 123 £ 463						
To Russia - - - -	1,580	-	1,580	" Western Africa (Foreign) - - - -	1,756	-	1,756	1,803		
" Denmark - - - -	1,598	2,088	3,686	" Cuba - - - -	-	3,086	3,086	2,805		
" Hamburg - - - -	9,287	4,076	13,363	" Mexico - - - -	4,294	150	4,444	4,903		
" Bremen - - - -	-	1,587	1,587	" New Granada - - - -	1,483	-	1,483	1,677		
" Holland - - - -	11,592	164	11,756	" Gibraltar - - - -	683	-	683	994		
" Belgium - - - -	7,523	37,601	45,124	" Other Countries - - - -	8,339	3,441	3,733	3,816		
" France - - - -	50,380	-	50,380	Total - - - -	-	-	15,513	16,461		
" Portugal - - - -	3,000	65	3,065	(See under Quantities.)						
" Spain and the Canaries - - - -	224	1,649	1,873							
" Italy: Naples and Sicily - - - -	2,103	-	2,103							
" Egypt - - - -	5,145	-	5,145							
" United States:										
N. Atlantic Ports - - - -	88,375	135	88,510							
Pacific Ports - - - -	450	-	450							
" New Granada - - - -	4,333	-	4,333							
" Gibraltar - - - -	1,812	-	1,812							
" Australia - - - -	6,710	-	6,710							
" British North America - - - -	1,425	-	1,425							
" Other Countries - - - -	-	-	12,193	" Ribbons, Silk or Satin (Mixed):						
Total - - - -	-	-	255,095	To Hamburg - - - -	Lbs. 6,299	Lbs. -	Lbs. 6,299	£ 3,465		
Sewing Silk:				" United States:						
To Holland - - - -	Lbs. 1,137	Lbs. -	Lbs. 1,137	£ 1,209	(See under Quantities.)					
" France - - - -	819	337	1,156	1,444						
" United States:										
N. Atlantic Ports - - - -	928	-	928	820						
S. Atlantic Ports - - - -	6	-	6	11						
" Australia - - - -	4,474	-	4,474	6,722						
" British North America - - - -	3,945	-	3,945	5,401						
" Other Countries - - - -	-	-	3,160	3,652						
Total - - - -	-	-	14,806	19,259						
MANUFACTURES OF SILK and OTHER MATERIALS in which Silk predominates:				MANUFACTURES OF SILK and OTHER MATERIALS in which Silk predominates (Cont^d):						
" Broad Piece Goods (Mixed):				" Broad Piece Goods (Mixed):						
To Hamburg - - - -	Yards. 13,269	Yards. 2,256	Yards. 15,525	£ 2,752	(Entered at Value only.)					
" Holland - - - -	14,536	298	14,834	2,244						
" France - - - -	301,980	-	301,980	79,848						
" Turkey Proper - - - -	31,208	-	31,208	3,530						
" Egypt - - - -	15,278	-	15,278	3,063						
" Philippine Islands - - - -	-	15,440	15,440	1,450						
" China (exclusive of Hong Kong) - - - -	8,195	-	8,195	1,010						
" Japan - - - -	36,396	-	36,396	4,173						
" United States:										
N. Atlantic Ports - - - -	223,525	-	223,525	31,881						
S. Atlantic Ports - - - -	418	-	418	100						
" New Granada - - - -	17,381	-	17,381	1,397						
" Brazil - - - -	9,227	-	9,227	895						
" Uruguay - - - -	14,953	-	14,953	1,535						
" Argentine Confederation - - - -	14,842	-	14,842	2,980						
" British India:										
Bombay and Sind - - - -	61,654	-	61,654	6,317						
" Australia - - - -	127,949	1,320	129,269	17,986						
" British North America - - - -	30,985	-	30,985	4,245						
" Other Countries - - - -	-	-	62,029	7,366						
Total - - - -	-	-	1,003,139	172,772						
MANUFACTURES OF SILK and OTHER MATERIALS in which Silk predominates:				MANUFACTURES OF SILK and OTHER MATERIALS in which Silk predominates (Cont^d):						
" Hosiery: Stockings and Socks (Mixed):				" Hosiery: Stockings and Socks (Mixed):						
To all Countries - - - -				Dozen Pairs. 176 Dozen Pairs. 46 Dozen Pairs. 222 £ 426						
MANUFACTURES OF SILK and OTHER MATERIALS in which Silk predominates:				MANUFACTURES OF SILK and OTHER MATERIALS in which Silk predominates (Cont^d):						
" Broad Piece Goods (Mixed):				" Broad Piece Goods (Mixed):						
To Hamburg - - - -	Yards. 13,269	Yards. 2,256	Yards. 15,525	£ 2,752	(Entered at Value only.)					
" Holland - - - -	14,536	298	14,834	2,244						
" France - - - -	301,980	-	301,980	79,848						
" Turkey Proper - - - -	31,208	-	31,208	3,530						
" Egypt - - - -	15,278	-	15,278	3,063						
" Philippine Islands - - - -	-	15,440	15,440	1,450						
" China (exclusive of Hong Kong) - - - -	8,195	-	8,195	1,010						
" Japan - - - -	36,396	-	36,396	4,173						
" United States:										
N. Atlantic Ports - - - -	223,525	-	223,525	31,881						
S. Atlantic Ports - - - -	418	-	418	100						
" New Granada - - - -	17,381	-	17,381	1,397						
" Brazil - - - -	9,227	-	9,227	895						
" Uruguay - - - -	14,953	-	14,953	1,535						
" Argentine Confederation - - - -	14,842	-	14,842	2,980						
" British India:										
Bombay and Sind - - - -	61,654	-	61,654	6,317						
" Australia - - - -	127,949	1,320	129,269	17,986						
" British North America - - - -	30,985	-	30,985	4,245						
" Other Countries - - - -	-	-	62,029	7,366						
Total - - - -	-	-	1,003,139	172,772						
MANUFACTURES OF SILK and OTHER MATERIALS in which Silk predominates:				MANUFACTURES OF SILK and OTHER MATERIALS in which Silk predominates (Cont^d):						
" Lace (Mixed):				" Lace (Mixed):						
To Hamburg - - - -				Yards. 3,902,363 Yards. - Yards. 3,902,363 £ 81,546						
" France - - - -				24,098 24,098 1,266						
" United States:										
N. Atlantic Ports - - - -				15,568 - 15,568 1,003						
" Other Countries - - - -				3,942,029 - 16,994 499						
Total - - - -				- - 3,959,023 84,314						

PRINCIPAL ARTICLES AND COUNTRIES TO WHICH EXPORTED (Cont ^d).	QUANTITIES.			TOTAL VALUE.
	In British Vessels.	In Foreign Vessels.	Total.	
PRODUCE AND MANUFACTURES OF THE UNITED KINGDOM.				
<i>(Entered at Value only.)</i>				
MANUFACTURES OF SILK and OTHER MATERIALS in which Silk predominates (Cont ^d):				
„ Smallwares, Fringes, Trimmings, Laces, &c. (Mixed):				
To Hamburg - - - -	£ 8,388	£ 4,840	£ 13,228	
„ Bremen - - - -	-	1,444	1,444	
„ Holland - - - -	1,132	105	1,237	
„ Belgium - - - -	2,031	24	2,055	
„ Spain and the Canaries - -	-	1,532	1,532	
„ United States:				
N. Atlantic Ports -	4,164	-	4,164	(See under Quantities.)
„ Mexico - - - -	1,687	7	1,694	
„ Australia - - - -	1,804	-	1,804	
„ Other Countries - - - -	19,206	7,952	4,921	
Total - - - -	-	-	32,079	
FOREIGN AND COLONIAL PRODUCE.				
SILK MANUFACTURES OF INDIA, CHINA, &c.:				
„ Corahs, Bandannas, &c.:				
To Hamburg - - - -	Pieces. 985	Pieces. -	Pieces. 985	£ 985
„ France - - - -	3,874	-	3,874	3,554
„ Spain and the Canaries - -	756	3,635	4,391	4,482
„ Western Africa (Foreign)	9,227	-	9,227	7,226
„ Central America - - - -	1,481	-	1,481	1,371
„ New Granada - - - -	1,534	-	1,534	1,734
„ Western Africa (British)	1,619	-	1,619	1,319
„ Other Countries - - - -	5,107	201	5,308	4,737
Total - - - -	24,583	3,836	28,419	25,408
„ China Crape Shawls, &c.:				
Plain and Embroidered:				
To Hamburg - - - -	Lbs. 9,299	Lbs. 1,045	Lbs. 10,344	£ 15,816
„ France - - - -	3,744	-	3,744	11,670
„ Italy: Naples and Sicily -	449	-	449	893
„ Western Africa (Foreign)	1,292	-	1,292	1,173
„ Central America - - - -	492	-	492	1,425
„ New Granada - - - -	1,003	-	1,003	834
„ Belize (Honduras) - - -	1,310	-	1,310	1,356
„ Other Countries - - - -	2,022	-	2,022	2,550
Total - - - -	19,611	1,045	20,656	35,717
<i>(Entered at Value only.)</i>				
„ Unenumerated:				
To Holland - - - -	£ 206	£ -	£ 206	
„ France - - - -	1,891	-	1,891	
„ Spain - - - -	124	247	371	
„ Italy: Tuscany - - - -	187	-	187	
„ Central America - - - -	245	-	245	
„ New Granada - - - -	870	-	870	
„ Belize (Honduras) - - -	292	-	292	
„ Other Countries - - - -	405	62	467	(See under Quantities.)
Total - - - -	4,220	309	4,529	
SILK MANUFACTURES OF EUROPE:				
„ Broad Stuffs:				
To Hamburg - - - -	Lbs. 840	Lbs. -	Lbs. 840	£ 2,016
„ Holland - - - -	1,354	-	1,354	3,553
„ Belgium - - - -	283	-	283	813
„ France - - - -	6,381	-	6,381	16,734
„ Japan - - - -	1,458	-	1,458	3,731
„ United States:				
N. Atlantic Ports -	690	188	878	2,107
„ Mexico - - - -	700	-	700	1,820
„ New Granada - - - -	600	-	600	1,440

PRINCIPAL ARTICLES AND COUNTRIES TO WHICH EXPORTED (Cont ^d).	QUANTITIES.			TOTAL VALUE.
	In British Vessels.	In Foreign Vessels.	Total.	
FOREIGN AND COLONIAL PRODUCE.				
SILK MANUFACTURES OF EUROPE (Cont ^d):				
„ Broadstuffs (Cont ^d):				
To British India:				
Bombay and Sinde	Lbs. 180	Lbs. -	Lbs. 180	£ 540
Bengal and Pegu -	112	-	112	364
„ Australia - - - -	230	-	230	606
„ Other Countries - - -	396	-	396	986
Total - - - -	13,224	188	13,412	34,710
„ Ribbons:				
To Holland - - - -	Lbs. 610	Lbs. 350	Lbs. 960	£ 2,079
„ Belgium - - - -	214	-	214	479
„ France - - - -	2,473	-	2,473	5,913
„ Philippine Islands - -	-	262	262	629
„ Japan - - - -	244	-	244	585
„ United States:				
N. Atlantic Ports -	614	-	614	1,586
Pacific Ports - - -	-	60	60	144
„ Mexico - - - -	182	-	182	519
„ New Granada - - - -	758	-	758	1,932
„ Uruguay - - - -	200	-	200	570
„ Australia - - - -	1,434	-	1,434	3,161
„ Other Countries - - -	342	-	342	821
Total - - - -	7,071	672	7,743	18,418
<i>(Entered at Value only.)</i>				
„ Unenumerated:				
To Hamburg - - - -	£ 760	£ -	£ 760	
„ Belgium - - - -	1,053	-	1,053	
„ France - - - -	17,295	120	17,415	
„ East Coast of Africa - -	2,321	-	2,321	
„ United States:				
N. Atlantic Ports -	14,696	488	15,184	(See under Quantities.)
Pacific Ports - - - -	1,034	-	1,034	
„ Mexico - - - -	753	300	1,053	
„ Uruguay - - - -	931	-	931	
„ British India:				
Bombay and Sinde	1,600	-	1,600	
Bengal and Pegu -	1,280	-	1,280	
„ Ceylon - - - -	120	-	120	
„ Australia - - - -	989	-	989	
„ Other Countries - - - -	3,731	683	4,414	
Total - - - -	46,563	1,591	48,154	
SKINS AND FURS:				
„ Beaver:				
To Hamburg - - - -	No. 49,464	No. -	No. 49,464	£ 27,617
„ Bremen - - - -	-	3,087	3,087	1,724
„ United States:				
N. Atlantic Ports -	12,785	16,222	29,007	16,196
Total - - - -	62,249	19,309	81,558	45,537
PRODUCE AND MANUFACTURES OF THE UNITED KINGDOM.				
„ Coney and Hare:				
To Hamburg - - - -	No. 625,021	No. 43,848	No. 668,869	£ 8,604
„ Holland - - - -	1,292,044	9,000	1,301,044	15,994
„ Belgium - - - -	1,717,195	536,044	2,253,239	24,993
„ France - - - -	2,965,116	116,954	3,082,070	22,540
„ United States:				
N. Atlantic Ports -	386,963	20,100	407,063	7,578
„ Other Countries - - - -	6,986,339	725,946	8,400	80
Total - - - -	-	-	7,720,685	79,789

PRINCIPAL ARTICLES AND COUNTRIES TO WHICH EXPORTED (Cont ^d).	QUANTITIES.			TOTAL VALUE.	PRINCIPAL ARTICLES AND COUNTRIES TO WHICH EXPORTED (Cont ^d).	QUANTITIES.			TOTAL VALUE.
	In British Vessels.	In Foreign Vessels.	Total.			In British Vessels.	In Foreign Vessels.	Total.	
FOREIGN AND COLONIAL PRODUCE.					PRODUCE AND MANUFACTURES OF THE UNITED KINGDOM.				
SKINS AND FURS (Cont^d):					SKINS AND FURS (Cont^d):				
„ Fox:					„ Sheep and Lambs' Undressed, without the Wool (British):				
To Hanover - - -	No. 2,018	No. -	No. 2,018	£ 1,026	To Hamburg - - -	No. 160,936	No. -	No. 160,936	£ 2,071
„ Hamburg - - -	49,567	-	49,567	76,567	„ Belgium - - -	1,671	16,942	18,613	2,245
„ Belgium - - -	-	149	149	909	„ France - - -	41,776	-	41,776	3,238
„ Other Countries - -	1,341	498	1,839	919	„ United States:				
Total - - -	52,926	647	53,573	79,421	N. Atlantic Ports -	3,107,852	662,818	3,770,670	209,033
					„ British North America -	13,812	-	13,812	1,340
					„ Other Countries - - -	3,326,047	679,760	4,005,807	962
					Total - - -	-	-	4,018,998	218,889
PRODUCE AND MANUFACTURES OF THE UNITED KINGDOM.					FOREIGN AND COLONIAL PRODUCE.				
„ Goat and Kid: Foreign, British dressed:					„ Sheep and Lambs, Dressed and Undressed (Foreign):				
To Hamburg - - -	No. 92,712	No. 60	No. 92,772	£ 8,237	To Hamburg - - -	No. 290,420	No. -	No. 290,420	£ 13,927
„ Belgium - - -	5,364	16,839	22,203	2,241	„ Holland - - -	217,837	814	218,651	10,424
„ France - - -	30,452	-	30,452	2,058	„ Belgium - - -	31,884	180,169	212,053	11,328
„ United States:					„ France - - -	144,735	43,500	188,235	10,438
N. Atlantic Ports -	19,055	18,762	37,817	3,370	„ United States:				
„ Other Countries - -	-	-	1,691	399	N. Atlantic Ports -	77,022	30,437	107,459	6,538
Total - - -	-	-	184,935	16,305	„ Other Countries - - -	19,722	860	20,582	1,066
					Total - - -	781,620	255,780	1,037,400	53,721
FOREIGN AND COLONIAL PRODUCE.					PRODUCE AND MANUFACTURES OF THE UNITED KINGDOM.				
„ Goat, Dressed and Undressed:					<i>(Entered at Value only.)</i>				
To Hanover - - -	No. 14,163	No. -	No. 14,163	£ 1,496	„ Of all other Sorts (British):				
„ Hamburg - - -	389,703	3,352	393,055	40,151	To Hamburg - - -	£ 1,968	£ -	£ 1,968	
„ Holland - - -	121,902	-	121,902	12,274	„ France - - -	16,585	-	16,585	(See under Quantities.)
„ Belgium - - -	38,350	75,888	114,238	11,499	„ United States:				
„ France - - -	310,978	18,500	329,478	40,636	N. Atlantic Ports -	6,386	1,561	7,947	
„ United States:									
N. Atlantic Ports -	258,795	18,207	277,002	32,973	„ Other Countries - - -	24,939	1,561	26,500	
„ Other Countries - -	750	500	1,250	144	Total - - -	-	-	29,448	
Total - - -	1,134,641	116,447	1,251,088	139,173					
PRODUCE AND MANUFACTURES OF THE UNITED KINGDOM.					<i>(Entered at Value only.)</i>				
„ Musquash: Foreign, British dressed:					„ Of all other Sorts: Foreign, British dressed:				
To Hamburg - - -	No. 310,668	No. 17,350	No. 328,018	£ 20,435	To Norway - - -	£ 995	£ 477	£ 1,472	
„ Bremen - - -	6,000	32,121	38,121	1,651	„ Hamburg - - -	11,861	67	11,928	
„ Other Countries - -	-	-	-	-	„ Bremen - - -	-	825	825	
Total - - -	316,668	49,471	366,139	22,086	„ Holland - - -	4,888	10	4,898	
					„ France - - -	1,388	-	1,388	(See under Quantities.)
					„ United States:				
					N. Atlantic Ports -	58,154	8	58,162	
					„ Australia - - -	3,675	-	3,675	
					„ Canada - - -	6,042	-	6,042	
					Total - - -	87,003	1,387	88,390	
					„ Other Countries - - -	-	-	5,297	
					Total - - -	-	-	93,687	
FOREIGN AND COLONIAL PRODUCE.					FOREIGN AND COLONIAL PRODUCE.				
„ Musquash:					„ Unenumerated, being Furs:				
To Hamburg - - -	No. 1,444,408	No. 5,000	No. 1,449,408	£ 57,372	To Hanover - - -	No. 28,863	No. -	No. 28,863	£ 1,950
„ Bremen - - -	1,000	22,847	23,847	944	„ Hamburg - - -	138,439	276	138,715	20,155
„ France - - -	30,027	-	30,027	1,189	„ Bremen - - -	-	9,344	9,344	1,510
„ Other Countries - -	28,348	2,595	30,943	1,225	„ Belgium - - -	4,100	1,250	5,350	1,937
Total - - -	1,503,783	30,442	1,534,225	60,730	„ France - - -	55,768	-	55,768	3,865
					„ Other Countries - - -	37,625	200	37,825	1,621
					Total - - -	264,795	11,070	275,865	31,038
„ Raccoon:									
To Russia - - -	No. 43,834	No. -	No. 43,834	£ 4,018					
„ Hanover - - -	17,128	-	17,128	1,570					
„ Hamburg - - -	433,964	2,000	435,964	39,964					
Total - - -	494,926	2,000	496,926	45,552					

PRINCIPAL ARTICLES AND COUNTRIES TO WHICH EXPORTED (Cont ^d).	QUANTITIES.			TOTAL VALUE.
	In British Vessels.	In Foreign Vessels.	Total.	
PRODUCE AND MANUFACTURES OF THE UNITED KINGDOM.				
SOAP :	Cwts.	Cwts.	Cwts.	£
To France - - - - -	722	16	738	2,202
„ Portugal, Azores, and Madeira - - - - -	1,221	660	1,881	2,528
„ Italy : Sardinian States - - - - -	2,075	-	2,075	2,830
Tuscany - - - - -	712	-	712	1,458
„ Western Africa (Foreign)	2,263	-	2,263	2,332
„ Java - - - - -	6,126	4,088	10,214	9,417
„ China (exclusive of Hong Kong) - - - - -	1,397	-	1,397	1,743
„ Japan - - - - -	2,045	-	2,045	2,797
„ Foreign West Indies - - - - -	5,490	3,537	9,027	10,030
„ United States :				
N. Atlantic Ports - - - - -	1,203	628	1,831	7,172
S. Atlantic Ports - - - - -	425	26	451	853
Pacific Ports - - - - -	58	14	72	332
„ Central America - - - - -	2,267	112	2,379	2,993
„ Brazil - - - - -	6,499	608	7,107	7,007
„ Argentine Confederation - - - - -	462	110	572	1,883
„ Channel Islands - - - - -	4,482	-	4,482	6,982
„ British Possessions in South Africa - - - - -	16,476	140	16,616	15,864
„ British India :				
Bombay and Sindh - - - - -	976	-	976	2,489
Madras - - - - -	778	-	778	1,467
Bengal and Pegu - - - - -	759	-	759	1,826
„ Ceylon - - - - -	282	-	282	870
„ Hong Kong - - - - -	1,301	-	1,301	1,664
„ Australia - - - - -	7,841	224	8,065	12,473
„ British North America - - - - -	11,804	40	11,844	14,103
„ British West India Islands and British Guiana - - - - -	38,031	1,617	39,648	51,016
„ British Honduras - - - - -	2,397	1,256	3,653	4,340
„ Other Countries - - - - -	118,092	13,076	9,073	15,608
Total - - - - -	-	-	140,241	184,279
FOREIGN AND COLONIAL PRODUCE.				
SPICES :	Lbs.	Lbs.	Lbs.	£
„ Cinnamon :				
To Prussia - - - - -	25,858	301	26,159	2,670
„ Hanover - - - - -	16,839	-	16,839	1,719
„ Hamburg - - - - -	23,283	10,003	33,286	3,398
„ Bremen - - - - -	7,000	48,633	55,633	5,679
„ Holland - - - - -	11,070	3,038	14,108	1,440
„ France - - - - -	50,597	280	50,877	5,194
„ Portugal - - - - -	18,113	9,703	27,816	2,840
„ Spain - - - - -	7,848	345,276	353,124	36,048
„ Italy : Genoa - - - - -	36,180	-	36,180	3,693
„ Cuba - - - - -	199	8,740	8,939	913
„ Mexico - - - - -	27,649	5,200	32,849	3,353
„ New Granada - - - - -	11,689	-	11,689	1,193
„ Gibraltar - - - - -	131,018	-	131,018	13,374
„ Other Countries - - - - -	48,545	5,982	54,527	5,568
Total - - - - -	415,888	437,156	853,044	87,082
„ Cloves :				
To Russia - - - - -	37,581	14,172	51,753	755
„ Denmark - - - - -	52,348	8,960	61,308	894
„ Prussia - - - - -	90,480	13,681	104,161	1,519
„ Hamburg - - - - -	177,646	177,589	355,235	5,181
„ Bremen - - - - -	1,680	114,194	115,874	1,690
„ Holland - - - - -	139,479	38,076	177,555	2,589
„ France - - - - -	161,448	1,632	163,080	2,378
„ Portugal, Azores, and Madeira - - - - -	8,016	49,702	57,718	842
„ Spain and the Canaries - - - - -	130	141,003	141,133	2,058
„ Italy : Genoa - - - - -	123,795	-	123,795	1,805
Tuscany - - - - -	95,164	-	95,164	1,394

PRINCIPAL ARTICLES AND COUNTRIES TO WHICH EXPORTED (Cont ^d).	QUANTITIES.			TOTAL VALUE.
	In British Vessels.	In Foreign Vessels.	TOTAL.	
FOREIGN AND COLONIAL PRODUCE.				
SPICES (Cont^d) :	Lbs.	Lbs.	Lbs.	£
„ Cloves (Cont ^d) :				
To Morocco - - - - -	72,794	-	72,794	1,061
„ United States :				
N. Atlantic Ports - - - - -	168,406	69,776	238,182	3,473
Pacific Ports - - - - -	580	560	1,140	17
„ Gibraltar - - - - -	213,985	-	213,985	3,121
„ Other Countries - - - - -	273,688	86,775	350,463	5,251
Total - - - - -	1,617,220	716,120	2,333,340	34,028
„ Ginger :	Cwts.	Cwts.	Cwts.	£
To Russia - - - - -	659	444	1,103	2,229
„ Prussia - - - - -	983	184	1,167	2,358
„ Hamburg - - - - -	2,411	4,706	7,117	14,382
„ Bremen - - - - -	-	1,767	1,767	3,571
„ Holland - - - - -	568	126	694	1,402
„ Turkey Proper - - - - -	108	412	520	1,051
„ United States :				
N. Atlantic Ports - - - - -	2,966	4,695	7,661	15,482
Pacific Ports - - - - -	94	10	104	210
„ Gibraltar - - - - -	527	-	527	1,065
„ Australia - - - - -	1,315	-	1,315	2,657
„ British North America - - - - -	852	-	852	1,723
„ Other Countries - - - - -	2,450	661	3,111	6,286
Total - - - - -	12,933	13,005	25,938	52,416
„ Pepper :	Lbs.	Lbs.	Lbs.	£
To Russia - - - - -	530,906	372,074	902,980	13,167
„ Prussia - - - - -	1,746,228	778,951	2,525,179	36,825
„ Hanover - - - - -	284,013	-	284,013	4,141
„ Hamburg - - - - -	316,518	240,425	556,943	8,122
„ Holland - - - - -	1,191,539	430,570	1,622,109	23,656
„ Belgium - - - - -	244,968	156,122	401,090	5,849
„ France - - - - -	381,989	88,203	470,192	6,855
„ Spain and the Canaries - - - - -	33,688	343,198	376,886	5,497
„ Italy : Genoa - - - - -	676,893	223,794	900,687	13,135
Tuscany - - - - -	387,559	-	387,559	5,652
Naples and Sicily - - - - -	344,392	-	344,392	5,023
„ Turkey Proper - - - - -	226,677	237,940	464,617	6,766
„ Syria and Palestine - - - - -	272,317	105,313	377,630	5,507
„ Egypt - - - - -	582,832	1,056	583,888	8,515
„ United States :				
N. Atlantic Ports - - - - -	450,434	653,034	1,103,468	16,092
S. Atlantic Ports - - - - -	11,516	-	11,516	168
Pacific Ports - - - - -	940	956	1,896	28
„ Gibraltar - - - - -	401,260	-	401,260	5,852
„ Other Countries - - - - -	1,705,670	411,027	2,116,697	30,881
Total - - - - -	9,790,339	4,042,663	13,833,002	201,731
PRODUCE AND MANUFACTURES OF THE UNITED KINGDOM.				
SPIRITS, BRITISH AND IRISH :	Gallons.	Gallons.	Gallons.	£
To France - - - - -	35,056	-	35,056	4,139
„ Portugal, Azores, and Madeira - - - - -	698,456	15,654	714,110	88,271
„ Spain and the Canaries - - - - -	61,939	24,182	86,121	7,966
„ Turkey Proper - - - - -	22,649	-	22,649	2,634
„ Western Africa (Foreign)	314,998	3,827	318,825	39,861
„ United States :				
N. Atlantic Ports - - - - -	113,613	7,077	120,690	15,104
S. Atlantic Ports - - - - -	7,725	2,168	9,893	1,230
Pacific Ports - - - - -	976	2,266	3,242	407
„ Uruguay - - - - -	14,469	8,517	22,986	1,946
„ Argentine Confederation - - - - -	23,562	9,683	33,245	3,510
„ Gibraltar - - - - -	13,039	5,367	18,406	1,924
„ Malta - - - - -	23,596	-	23,596	2,845

PRINCIPAL ARTICLES AND COUNTRIES TO WHICH EXPORTED (Cont ^d).	QUANTITIES.			TOTAL VALUE.	PRINCIPAL ARTICLES AND COUNTRIES TO WHICH EXPORTED (Cont ^d).	QUANTITIES.			TOTAL VALUE.
	In British Vessels.	In Foreign Vessels.	Total.			In British Vessels.	In Foreign Vessels.	Total.	
PRODUCE AND MANUFACTURES OF THE UNITED KINGDOM.				FOREIGN AND COLONIAL PRODUCE.					
SPIRITS, BRITISH AND IRISH (Cont^d):	Gallons.	Gallons.	Gallons.	£	SPIRITS, FOREIGN (Cont^d):				£
To Western Africa (British)	54,641	-	54,641	6,603	„ Sweetened and Perfumed, of all Kinds (Cont^d):				
„ British India :					To British India :				
Bombay and Sinde	24,877	-	24,877	3,147	Bombay and Sinde				3,037
Madras - - - -	9,128	-	9,128	1,288	Madras - - - -				1,076
Bengal and Pegu -	39,072	-	39,072	5,168	Bengal and Pegu -				5,522
„ Australia - - - -	237,678	1,272	238,950	31,126	„ Australia - - - -				11,379
„ British North America -	108,253	50	108,303	13,609	„ British North America -				3,611
					„ British West India Islands and British Guiana -				8,208
„ Other Countries - - -	-	-	103,977	13,326	„ Other Countries - - -				9,044
Total - - - -	1,803,727	80,063	1,987,767	244,104	Total - - - -	121,362	3,480	124,842	124,721
FOREIGN AND COLONIAL PRODUCE.				FOREIGN AND COLONIAL PRODUCE.					
SPIRITS, FOREIGN :	ProofGallons.	ProofGallons.	ProofGallons.	£	„ Mixed, in Bond :				£
„ Brandy :					To France - - - -				61,163
To France - - - -	7,651	-	7,651	2,040	„ Italy : Genoa - - - -				25,845
China - - - -	5,479	-	5,479	1,461	Tuscany - - - -				257,573
„ St. Thomas - - - -	6,532	1,735	8,267	2,204	Naples and Sicily -				81,240
„ United States :					„ Greece - - - -				68,406
N. Atlantic Ports -	7,658	2,523	10,181	2,715	„ Ionian Islands - - - -				18,217
S. Atlantic Ports -	8,009	-	8,009	2,136	„ Turkey Proper - - - -				40,601
Pacific Ports - - -	1,512	55	1,567	418	„ Western Africa (Foreign)				483,816
„ Argentine Confederation	5,725	32	5,757	1,535	Malta - - - -				24,713
„ British Possessions in					„ Western Africa (British)				108,050
South Africa - - - -	12,698	-	12,698	3,386	„ Australia - - - -				148,634
„ British India :					„ Other Countries - - -				54,097
Bombay and Sinde	14,844	-	14,844	3,959	Total - - - -	1,372,355	41,611	1,413,966	141,397
Madras - - - -	12,331	-	12,331	3,288	PRODUCE AND MANUFACTURES OF THE UNITED KINGDOM.				
Bengal and Pegu -	18,435	110	18,545	4,945					
„ Singapore and Eastern									
Straits Settlements -	2,853	-	2,853	760					
„ Ceylon - - - -	7,039	-	7,039	1,877					
„ Hong Kong - - - -	5,271	-	5,271	1,407					
„ Australia - - - -	244,969	2,770	247,739	66,064					
„ British North America -	44,981	-	44,981	11,996					
„ Bermudas - - - -	9,726	-	9,726	2,593					
„ British West India Islands									
and British Guiana -	47,864	742	48,606	12,961					
„ Other Countries - - -	54,166	12,254	66,420	17,712					
Total - - - -	517,743	20,221	537,964	143,457					
„ Rum (Foreign) :	ProofGallons.	ProofGallons.	ProofGallons.	£	STARCH :				
To Denmark - - - -	19,502	3,702	23,204	2,129	To Norway - - - -				248
„ Prussia - - - -	30,121	13,274	43,395	3,983	„ Turkey Proper - - -				671
„ Hanover - - - -	22,767	-	22,767	2,157	„ British Possessions in				
„ Hamburg - - - -	94,550	61,051	155,601	14,968	South Africa - - -				954
„ Bremen - - - -	2,188	78,517	80,705	6,617	„ Australia - - - -				9,726
„ Holland - - - -	46,180	10,450	56,630	5,325	„ British North America -				703
„ France - - - -	41,452	3,389	44,841	4,352	„ Other Countries - - -	12,302	1,435	2,708	4,189
„ Italy : Naples and Sicily -	25,642	266	25,908	2,509	Total - - - -	-	-	16,445	26,261
„ Greece - - - -	35,611	27,785	63,396	5,490	(Entered at Value only.)				
„ Ionian Islands - - - -	25,168	-	25,168	2,130					
„ Wallachia and Moldavia -	33,523	3,198	36,721	3,173					
„ Western Africa (Foreign)	229,265	-	229,265	20,288					
„ Channel Islands - - -	23,082	-	23,082	2,257					
„ Malta - - - -	21,452	4,535	25,987	2,381					
„ Western Africa (British)	114,273	56	114,329	10,454					
„ Australia - - - -	900,022	5,931	905,953	87,034					
„ British North America -	64,930	-	64,930	6,369					
„ Other Countries - - -	115,575	45,491	161,066	15,265					
Total - - - -	1,845,303	257,645	2,102,948	196,881					
„ Sweetened and Perfumed, of all Kinds :	Gallons.	Gallons.	Gallons.	£	STATIONERY, other than Paper :				
To Hamburg - - - -	8,319	2,141	10,460	10,383	To Russia - - - -				3,058
„ France - - - -	34,948	522	35,470	35,470	„ Sweden - - - -				2,050
„ Italy : Tuscany - - -	15,090	-	15,090	15,090	„ Hamburg - - - -				3,703
Naples and Sicily	13,368	-	13,368	13,368	„ Holland - - - -				4,221
„ Channel Islands - - -	7,803	-	7,803	7,802	„ Belgium - - - -				4,336
					„ France - - - -				31,240
					„ Portugal, Azores, and				
					Madeira - - - -				2,558
					„ Spain and the Canaries -				1,134
					„ Turkey Proper - - -				1,951
					„ Egypt - - - -				52,834
					„ China (exclusive of Hong				
					Kong) - - - -				2,396
					„ Cuba - - - -				934
					„ Hayti - - - -				2,915
					„ United States :				
					N. Atlantic Ports -				33,948
					S. Atlantic Ports -				169
					Pacific Ports - - -				1,651
					„ Mexico - - - -				1,247
					„ New Granada - - -				5,751
					„ Peru - - - -				2,281
					„ Chili - - - -				4,279
					„ Brazil - - - -				7,232

PRINCIPAL ARTICLES AND COUNTRIES TO WHICH EXPORTED (Cont ^d).	QUANTITIES.			TOTAL VALUE.	PRINCIPAL ARTICLES AND COUNTRIES TO WHICH EXPORTED (Cont ^d).	QUANTITIES.			TOTAL VALUE.
	In British Vessels.	In Foreign Vessels.	Total.			In British Vessels.	In Foreign Vessels.	Total.	
PRODUCE AND MANUFACTURES OF THE UNITED KINGDOM.				PRODUCE AND MANUFACTURES OF THE UNITED KINGDOM.					
(Entered at Value only.)				(Entered at Value only.)					
STATIONERY, other than Paper (Cont ^d):	£	£	£		STONES (Cont ^d):	£	£	£	
To Uruguay - - -	2,649	80	2,729		" Of all other Sorts (Cont ^d):				
" Argentine Confederation	8,635	743	9,378		To Channel Islands - - -	2,185	-	2,185	
" Channel Islands - - -	17,700	-	17,700		" British India :				
" British Possessions in					Bombay and Sinde	7,898	-	7,898	
South Africa - - -	11,226	39	11,265		Madras - - -	1,491	-	1,491	(See under
" Mauritius - - -	4,181	-	4,181		Bengal and Pegu -	4,633	130	4,763	Quantities.)
" British India :					" Australia - - -	16,447	166	16,613	
Bombay and Sinde	7,866	-	7,866		" Other Countries - - -	59,860	12,493	18,663	
Madras - - -	4,087	-	4,087		Total - - -	-	-	91,016	
Bengal and Pegu -	14,680	197	14,877		FOREIGN AND COLONIAL PRODUCE.				
" Singapore and Eastern					SUGAR, UNREFINED :				
Straits Settlements -	1,333	34	1,367	(See under	" Of British Possessions in				
" Ceylon - - -	4,740	-	4,740	Quantities.)	America and Mauritius :				
" Hong Kong - - -	2,028	-	2,028		To Sweden - - -	Cwts. 916	Cwts. 19,592	Cwts. 20,508	£ 26,436
" Australia - - -	81,217	670	81,887		" Denmark - - -	21,241	2,425	23,666	26,783
" British North America -	17,714	5	17,719		" Hamburg - - -	258	1,029	1,287	1,442
" British West India Islands					" Holland - - -	15,292	978	16,270	19,779
and British Guiana -	11,362	638	12,000		" Belgium - - -	9,240	6,965	16,205	18,473
" Other Countries - - -	359,906	27,346	17,815		" France - - -	7,214	-	7,214	9,177
Total - - -	-	-	405,067		" Portugal - - -	17,379	8,224	25,603	33,168
					" Italy : Genoa - - -	34	-	34	38
					" United States :				
STONES :					N. Atlantic Ports -	194	-	194	217
" Slate, by Tale :	Mille.	Mille.	Mille.	£	" Gibraltar - - -	388	-	388	470
To Hayti - - -	643	221	864	1,348	" Malta - - -	34	247	281	307
" United States :					" British North America -	19,534	-	19,534	22,062
S. Atlantic Ports -	747	98	845	3,737	" Other Countries - - -	3,172	2,511	5,683	6,767
" British Possessions in					Total - - -	94,896	41,971	136,867	165,119
South Africa - - -	417	-	417	3,425					
" British India :					" Of British India :				
Bombay and Sinde	188	-	188	1,373	To Denmark - - -	Cwts. 5,550	Cwts. 738	Cwts. 6,288	£ 7,551
" Australia - - -	4,237	-	4,237	34,582	" Hamburg - - -	2,087	15,829	17,916	17,002
" Demerara - - -	130	-	130	1,136	" Bremen - - -	-	6	6	7
" Other Countries - - -	6,362	319	453	4,063	" Holland - - -	9,608	138	9,746	11,472
Total - - -	-	-	7,134	49,664	" Belgium - - -	4,554	1,148	5,702	6,865
					" France - - -	221	-	221	260
					" Portugal, Azores, and				
" Slate, by Weight :	Tons.	Tons.	Tons.	£	Madeira - - -	12,745	5,934	18,679	21,828
To Hayti - - -	682	-	682	1,595	" Italy : Genoa - - -	8,842	-	8,842	10,458
" United States :					" Gibraltar - - -	9,723	-	9,723	11,311
S. Atlantic Ports -	301	93	394	1,605	" Malta - - -	7,126	1,299	8,425	9,855
" Australia - - -	1,247	-	1,247	6,941	" Other Countries - - -	7,486	587	8,073	9,507
" Other Countries - - -	2,230	93	221	920	Total - - -	67,942	25,679	93,621	106,116
Total - - -	-	-	2,544	11,061	" From other British Possessions				
					out of Europe :				
					To Holland - - -	Cwts. 8	Cwts. -	Cwts. 8	£ 9
					" Belgium - - -	410	155	565	604
					" Gibraltar - - -	115	-	115	129
					" Other Countries - - -	281	1	282	314
					Total - - -	814	156	970	1,056
					" Foreign :				
" Of all other Sorts :	£	£	£		To Sweden - - -	Cwts. 20,143	Cwts. 9,597	Cwts. 29,740	£ 35,933
To Russia - - -	3,527	2,637	6,164		" Denmark - - -	20,020	17,231	37,251	45,623
" Norway - - -	824	671	1,495		" Hamburg - - -	25,459	16,984	42,443	42,795
" Denmark - - -	400	1,915	2,315		" Bremen - - -	4,592	16,357	20,949	24,452
" Prussia - - -	1,662	1,459	3,121		" Holland - - -	23,441	837	24,278	28,581
" Hamburg - - -	8,138	1,228	9,366	(See under	" Belgium - - -	10,911	9,437	20,348	24,331
" Holland - - -	1,860	628	2,488	Quantities.)	" France - - -	1,157	602	1,759	2,067
" Belgium - - -	3,088	28	3,116						
" France - - -	3,503	175	3,678						
" United States :									
N. Atlantic Ports -	1,955	2,931	4,886						
S. Atlantic Ports -	79	-	79						
Pacific Ports - - -	164	-	164						
" Brazil - - -	2,006	525	2,531						

PRINCIPAL ARTICLES AND COUNTRIES TO WHICH EXPORTED (Cont ^d).	QUANTITIES.			TOTAL VALUE.	PRINCIPAL ARTICLES AND COUNTRIES TO WHICH EXPORTED (Cont ^d).	QUANTITIES.			TOTAL VALUE.
	In British Vessels.	In Foreign Vessels.	Total.			In British Vessels.	In Foreign Vessels.	Total.	
FOREIGN AND COLONIAL PRODUCE.				FOREIGN AND COLONIAL PRODUCE.					
SUGAR, UNREFINED (Cont^d):					SUGAR, REFINED and CANDY (Foreign) (Cont^d):				
Foreign (Cont^d):					To United States:				
To Portugal - - - -	Cwts. 866	Cwts. 3,589	Cwts. 4,455	£ 5,570	N. Atlantic Ports - - -	Cwts. 40	Cwts. -	Cwts. 40	£ 62
" Italy: Genoa - - - -	1,668	-	1,668	2,172	Pacific Ports - - - -	900	-	900	1,391
" United States:					" Channel Islands - - - -	918	-	918	1,415
N. Atlantic Ports -	23,974	5,948	29,922	33,195	" Gibraltar - - - -	1,794	-	1,794	2,773
Pacific Ports - - -	9	-	9	11	" Australia - - - -	908	2	910	1,407
" Gibraltar - - - -	11	-	11	12	" British North America - -	665	-	665	999
" Malta - - - -	3,474	-	3,474	4,362	" British West India Islands				
" British North America -	35,748	-	35,748	41,511	and British Guiana -	592	-	592	914
" Other Countries - - -	4,373	5,260	9,633	10,870	" Other Countries - - - -	4,031	466	4,497	6,875
Total - - - -	175,846	85,842	261,688	301,485	Total - - - -	35,417	10,072	45,489	69,997
Total:					PRODUCE AND MANUFACTURES OF THE UNITED KINGDOM.				
To Sweden - - - -	Cwts. 21,059	Cwts. 29,189	Cwts. 50,248	£ 62,369	" MOLASSES, TREACLE, and SYRUP (British):				
" Denmark - - - -	46,811	20,394	67,205	79,957	To Prussia - - - -	Cwts. 4,561	Cwts. 1,532	Cwts. 6,093	£ 5,169
" Hamburg - - - -	27,804	33,842	61,646	61,239	" Mecklenburg - - - -	3,318	4,669	7,987	6,918
" Bremen - - - -	4,592	16,363	20,955	24,459	" Hanover - - - -	10,855	-	10,855	9,439
" Holland - - - -	48,349	1,953	50,302	59,841	" Hamburg - - - -	4,111	2,306	6,417	5,563
" Belgium - - - -	25,115	17,705	42,820	50,273	" Other Countries - - - -	-	-	4,312	3,786
" France - - - -	8,592	602	9,194	11,504	Total - - - -	22,845	8,507	35,664	30,875
" Portugal, Azores, and Madeira - - - -	30,990	17,747	48,737	60,566	FOREIGN AND COLONIAL PRODUCE.				
" Italy: Genoa - - - -	10,544	-	10,544	12,668	" Molasses of British Possessions (Colonial):				
" United States:					To Prussia - - - -	Cwts. 765	Cwts. 844	Cwts. 1,609	£ 945
N. Atlantic Ports -	24,168	5,948	30,116	33,412	" Hanover - - - -	1,675	-	1,675	984
Pacific Ports - - -	9	-	9	11	" Hamburg - - - -	5,069	5,381	10,450	6,139
" Gibraltar - - - -	10,237	-	10,237	11,922	" Holland - - - -	5,336	1,030	6,366	3,740
" Malta - - - -	10,634	1,546	12,180	14,524	" British North America - -	2,178	-	2,178	1,279
" British North America -	55,282	-	55,282	63,573	" Other Countries - - - -	752	671	1,423	837
" Other Countries - - -	15,312	8,359	23,671	27,458	Total - - - -	15,775	7,926	23,701	13,924
Total - - - -	339,498	153,648	493,146	573,776	" Molasses (Foreign):				
PRODUCE AND MANUFACTURES OF THE UNITED KINGDOM.					To Hamburg - - - -	Cwts. 533	Cwts. 4,447	Cwts. 4,980	£ 2,988
" REFINED and CANDY (British):					" Holland - - - -	1,059	-	1,059	635
To Russia - - - -	Cwts. 3,809	Cwts. 297	Cwts. 4,106	£ 6,212	" Portugal, Azores, and Madeira - - - -	928	-	928	557
" France - - - -	4,240	-	4,240	7,933	" Other Countries - - - -	773	53	826	496
" Portugal, Azores, and Madeira - - - -	5,000	2,162	7,162	10,840	Total - - - -	3,293	4,500	7,793	4,676
" Italy: Sardinian States -	35,013	-	35,013	49,235	TALLOW:				
" Naples and Sicily - - -	2,327	-	2,327	3,253	To Sweden - - - -	Cwts. -	Cwts. 1,877	Cwts. 1,877	£ 4,317
" Greece - - - -	579	-	579	870	" Hamburg - - - -	1,792	380	2,172	4,996
" Ionian Islands - - - -	10,648	-	10,648	15,714	" Holland - - - -	9,257	4,738	13,995	32,189
" Turkey Proper - - - -	11,773	2,714	14,487	22,236	" Belgium - - - -	7,612	2,746	10,358	23,823
" Egypt - - - -	1,013	-	1,013	1,617	" Portugal - - - -	3,204	18	3,222	7,411
" Morocco - - - -	3,420	-	3,420	5,169	" Spain - - - -	2,363	3,615	5,978	13,749
" Western Africa (Foreign)	1,310	-	1,310	2,000	" Other Countries - - - -	2,472	871	3,343	7,689
" Chili - - - -	6,694	-	6,694	11,403	Total - - - -	26,700	14,245	40,945	94,174
" Uruguay - - - -	441	754	1,195	1,794	TAR, COAL. See COAL TAR, under "COALS, &c."				
" Argentine Confederation	1,256	-	1,256	1,885	TEA:				
" Gibraltar - - - -	9,315	-	9,315	13,460	To Russia - - - -	Lbs. 802,428	Lbs. 592,218	Lbs. 1,394,646	£ 116,220
" Western Africa (British)	1,480	-	1,480	2,330	" Denmark - - - -	413,116	35,587	448,703	37,392
" British Possessions in South Africa - - - -	4,581	94	4,675	7,550	" Prussia - - - -	7,446,506	1,075,869	8,522,375	710,198
" Australia - - - -	14,994	-	14,994	23,634	" Hamburg - - - -	985,933	486,593	1,472,526	122,710
" British North America -	19,549	-	19,549	28,726	" Bremen - - - -	10,227	133,332	143,559	1,963
" British West India Islands and British Guiana -	9,044	-	9,044	13,850	" Holland - - - -	1,373,791	106,711	1,480,502	123,377
Total - - - -	146,486	6,021	152,507	199,666	" Belgium - - - -	38,314	25,178	63,492	5,291
" Other Countries - - -	-	-	12,624	19,966	" France - - - -	215,270	4,500	219,770	18,314
Total - - - -	-	-	165,131	249,677	" Portugal, Azores, and Madeira - - - -	18,311	623,263	641,574	53,464
FOREIGN AND COLONIAL PRODUCE.									
" REFINED and CANDY (Foreign):									
To Hamburg - - - -	Cwts. 23	Cwts. 1,583	Cwts. 1,606	£ 2,483					
" Holland - - - -	14,194	-	14,194	21,776					
" Belgium - - - -	8,794	5,809	14,603	22,531					
" Portugal, Azores, and Madeira - - - -	83	1,740	1,823	2,815					
" Turkey Proper - - - -	650	472	1,122	1,734					
" Morocco - - - -	1,825	-	1,825	2,822					

PRINCIPAL ARTICLES AND COUNTRIES TO WHICH EXPORTED (Cont ^d).	QUANTITIES.			TOTAL VALUE.
	In British Vessels.	In Foreign Vessels.	Total.	
FOREIGN AND COLONIAL PRODUCE.				
TEA (Cont^d):	Lbs.	Lbs.	Lbs.	£
To Spain and the Canaries -	5,694	52,642	58,336	4,861
" Turkey Proper -	121,593	152,215	273,808	22,817
" Morocco -	116,006	-	116,006	9,667
" United States:				
N. Atlantic Ports -	6,280,899	1,581,392	7,862,291	655,191
S. Atlantic Ports -	26,819	-	26,819	2,235
" Chili -	67,534	281	67,815	5,651
" Brazil -	210,230	30,389	240,619	20,052
" Argentine Confederation -	184,419	10,598	195,017	16,251
" Channel Islands -	476,105	-	476,105	39,676
" Gibraltar -	169,390	-	169,390	14,116
" Malta -	54,616	10,464	65,080	5,423
" Australia -	573,416	10,029	583,445	48,620
" British North America -	7,655,533	-	7,655,533	637,960
" British West India Islands and British Guiana -	91,847	2,236	94,083	7,840
" Other Countries -	302,634	59,323	361,957	30,165
Total -	27,640,631	4,992,820	32,633,451	2,719,454
PRODUCE AND MANUFACTURES OF THE UNITED KINGDOM.				
<i>(Entered at Value only.)</i>				
TEETH, Elephants:	Cwts.	Cwts.	Cwts.	£
To Hamburg -	1,231	480	1,711	51,281
" Holland -	143	9	152	4,822
" Belgium -	69	96	165	5,234
" France -	2,335	107	2,442	77,472
" Italy: Genoa -	138	-	138	4,378
" United States:				
N. Atlantic Ports -	1,439	172	1,611	51,114
" Other Countries -	202	22	224	7,103
Total -	5,557	886	6,443	204,404
PRODUCE AND MANUFACTURES OF THE UNITED KINGDOM.				
<i>(Entered at Value only.)</i>				
TELEGRAPHIC WIRE AND APPARATUS:	£	£	£	
To Russia -	3,574	20	3,594	
" Sweden -	20,900	-	20,900	
" Prussia -	12,000	125	12,125	
" Holland -	1,607	244	1,851	
" Belgium -	901	2,639	3,540	
" Spain and the Canaries -	30	2,701	2,731	
" Italy: Sardinian States -	3,463	-	3,463	
Naples and Sicily -	14,953	-	14,953	
" Turkey Proper -	1,806	10	1,816	
" Egypt -	7,470	-	7,470	
" United States:				
N. Atlantic Ports -	490	-	490	
Pacific Ports -	6,700	-	6,700	
" Mexico -	9,504	-	9,504	
" Brazil -	2,522	-	2,522	
" Malta -	22,800	-	22,800	
" British India:				
Bombay and Sindh -	5,138	-	5,138	
Bengal and Pegu -	6,258	-	6,258	
" Ceylon -	3,196	-	3,196	
" Australia -	8,435	-	8,435	
" Bermudas and Bahamas -	2,560	-	2,560	
" Other Countries -	134,307	5,739	140,046	
Total -	148,679	-	148,679	
PRODUCE AND MANUFACTURES OF THE UNITED KINGDOM.				
<i>(See under Quantities.)</i>				
TIN:	Cwts.	Cwts.	Cwts.	£
" Unwrought (British):				
To Russia -	8,601	934	9,535	46,475
" Sweden -	131	342	473	2,331
" Prussia -	2,537	57	2,594	12,358
" Hanover -	1,874	-	1,874	6,484
" Hamburg -	3,174	763	3,937	18,704
" Bremen -	20	516	536	2,591
" Holland -	2,121	1,658	3,779	17,603

PRINCIPAL ARTICLES AND COUNTRIES TO WHICH EXPORTED (Cont ^d).	QUANTITIES.			TOTAL VALUE.
	In British Vessels.	In Foreign Vessels.	Total.	
PRODUCE AND MANUFACTURES OF THE UNITED KINGDOM.				
TIN (Cont^d):	Cwts.	Cwts.	Cwts.	£
" Unwrought (British) (Cont ^d):				
To Belgium -	568	237	805	3,790
" France -	19,272	1,838	21,110	106,341
" Portugal, Azores, and Madeira -	1,191	263	1,454	6,142
" Spain and the Canaries -	498	1,979	2,477	12,254
" Italy: Sardinian States -	793	-	793	3,876
Tuscany -	232	-	232	1,125
Naples and Sicily -	1,068	6	1,074	5,331
" Greece -	420	100	520	2,496
" Ionian Islands -	147	-	147	712
" Turkey Proper -	3,968	453	4,421	21,590
" Wallachia and Moldavia -	230	100	330	1,583
" Syria and Palestine -	1,117	100	1,217	5,796
" Egypt -	2,687	-	2,687	12,803
" United States:				
N. Atlantic Ports -	32,916	5,005	37,921	179,250
S. Atlantic Ports -	35	142	177	834
Pacific Ports -	334	44	378	1,770
" Brazil -	753	244	997	4,789
" Gibraltar -	459	-	459	2,273
" Australia -	572	-	572	2,795
" British North America -	882	-	882	4,271
" Other Countries -	-	-	2,107	10,372
Total -	86,600	14,781	101,381	496,742
FOREIGN AND COLONIAL PRODUCE.				
" Tin in Blocks, Ingots, &c., Unwrought (Foreign):	Cwts.	Cwts.	Cwts.	£
To Hamburg -	1,011	195	1,206	5,608
" Holland -	811	494	1,305	6,068
" Belgium -	567	388	955	4,441
" France -	8,892	2,534	11,426	53,131
" Spain -	246	1,609	1,855	8,626
" Italy: Genoa -	1,677	-	1,677	7,798
" United States:				
N. Atlantic Ports -	13,477	5,696	19,173	89,154
Pacific Ports -	724	280	1,004	4,669
" Other Countries -	1,432	62	1,494	6,947
Total -	28,837	11,258	40,095	186,442
PRODUCE AND MANUFACTURES OF THE UNITED KINGDOM.				
" Foil:	Cwts.	Cwts.	Cwts.	£
To Russia -	30	-	30	300
" United States:				
N. Atlantic Ports -	88	-	88	843
" Australia -	60	-	60	327
" Other Countries -	178	-	178	358
Total -	276	-	276	1,828
" Plates:	Cwts.	Cwts.	Cwts.	£
To Russia -	14,755	4,474	19,229	24,992
" Sweden -	1,095	3,645	4,740	6,455
" Norway -	1,708	1,941	3,649	4,877
" Denmark -	1,815	1,633	3,448	4,650
" Prussia -	7,207	3,837	11,044	14,649
" Hamburg -	7,896	6,052	13,948	19,697
" Bremen -	6	2,012	2,018	2,657
" Holland -	14,218	6,079	20,297	26,532
" Belgium -	1,522	6,871	8,393	10,916
" France -	50,815	4,691	55,506	65,127
" Portugal, Azores, and Madeira -	12,942	3,929	16,871	19,158

PRINCIPAL ARTICLES AND COUNTRIES TO WHICH EXPORTED (Cont ^d).	QUANTITIES.			TOTAL VALUE.	PRINCIPAL ARTICLES AND COUNTRIES TO WHICH EXPORTED (Cont ^d).	QUANTITIES.			TOTAL VALUE.
	In British Vessels.	In Foreign Vessels.	Total.			In British Vessels.	In Foreign Vessels.	Total.	
PRODUCE AND MANUFACTURES OF THE UNITED KINGDOM.				PRODUCE AND MANUFACTURES OF THE UNITED KINGDOM.					
TIN (Cont^d):					TOBACCO:				
„ Plates (Cont ^d):					„ Manufactured, and Cigars (British):				
To Spain and the Canaries -	Cwts. 5,574	Cwts. 22,475	Cwts. 28,049	£ 38,338	To Hamburg - - - -	Lbs. 8,234	Lbs. -	Lbs. 8,234	£ 1,753
„ Italy: Sardinian States -	19,082	-	19,082	20,832	„ Holland - - - -	8,459	-	8,459	1,241
„ Tuscany - - - -	7,071	-	7,071	7,902	„ Egypt - - - -	2,135	-	2,135	817
„ Naples and Sicily -	10,416	50	10,466	11,131	„ British India:				
„ Austrian Territories -	8,910	566	9,476	11,026	„ Bombay and Sinde	2,603	-	2,603	617
„ Greece - - - -	2,096	-	2,096	2,359	„ Madras - - - -	1,654	-	1,654	447
„ Ionian Islands - -	977	-	977	1,119	„ Bengal and Pegu -	6,059	-	6,059	1,594
„ Turkey Proper - -	10,163	1,013	11,176	12,916	„ Australia - - - -	5,946	-	5,946	1,390
„ Wallachia and Moldavia	12,651	5,380	18,031	20,776	„ British North America -	40,676	-	40,676	9,106
„ Syria and Palestine -	1,636	1,000	2,636	2,871					
„ Egypt - - - -	5,338	-	5,338	5,976	„ Other Countries - - -	75,766	-	25,657	5,842
„ China (exclusive of Hong Kong) - - - -	3,281	-	3,281	4,140	Total - - - -	-	-	101,423	22,807
„ Japan - - - -	3,921	-	3,921	4,665					
„ Cuba - - - -	917	7,930	8,847	11,383	„ Snuff (British):				
„ United States:					To Denmark - - - -	Lbs. 18,100	Lbs. -	Lbs. 18,100	£ 4,073
„ N. Atlantic Ports -	455,094	369,458	824,552	949,414	„ Hamburg - - - -	38,527	3,638	42,165	8,130
„ S. Atlantic Ports -	9,518	5,078	14,596	18,141	„ Holland - - - -	18,169	1,924	20,093	4,247
„ Pacific Ports - - -	5,883	232	6,115	7,851	„ France - - - -	25,874	-	25,874	3,720
„ Mexico - - - -	5,043	1,676	6,719	8,348	„ Channel Islands - -	26,668	-	26,668	5,993
„ Peru - - - -	2,010	-	2,010	2,383	„ Australia - - - -	10,170	-	10,170	1,643
„ Chili - - - -	2,616	-	2,616	3,119	„ British Guiana - - -	4,322	-	4,322	1,011
„ Brazil - - - -	8,916	4,459	13,375	16,183					
„ Uruguay - - - -	3,041	250	3,291	4,101	„ Other Countries - - -	141,830	5,562	6,412	1,589
„ Argentine Confederation-	4,563	207	4,770	6,453	Total - - - -	-	-	153,804	30,406
„ Channel Islands - -	1,836	-	1,836	2,376					
„ Gibraltar - - - -	2,767	-	2,767	3,613	FOREIGN AND COLONIAL PRODUCE.				
„ Malta - - - -	2,004	-	2,004	2,175					
„ British Possessions in South Africa - - -	1,545	-	1,545	2,211	„ Unmanufactured (Foreign):				
„ Mauritius - - - -	7,705	1,284	8,989	10,804	To Russia - - - -	Lbs. 187,990	Lbs. -	Lbs. 187,990	£ 6,658
„ British India:					„ Hamburg - - - -	341,255	45,450	386,705	14,499
„ Bombay and Sinde	5,104	-	5,104	5,664	„ Bremen - - - -	450,057	1,613,869	2,063,926	74,924
„ Madras - - - -	2,073	-	2,073	2,275	„ Holland - - - -	2,578,694	306,132	2,884,826	102,271
„ Bengal and Pegu -	4,262	-	4,262	4,839	„ Belgium - - - -	557,237	219,992	777,229	28,558
„ Singapore and Eastern Straits Settlements -	1,800	100	1,900	1,994	„ France - - - -	1,528,746	31,796	1,560,542	55,275
„ Hong Kong - - - -	4,200	-	4,200	5,352	„ Portugal, Azores, and Madeira - - - -	990,534	254,896	1,245,430	44,498
„ Australia - - - -	17,311	150	17,461	23,882	„ Spain and Canaries -	225,151	635,545	860,696	30,482
„ British North America -	21,921	-	21,921	28,886	„ Italy: Genoa - - - -	32,103	679,089	711,192	25,188
„ British West India Islands and British Guiana -	4,443	32	4,475	6,127	„ Western Africa (Foreign)	2,384,214	-	2,384,214	84,441
					„ United States:				
„ Other Countries - - -	779,697	466,507	8,163	9,763	„ N. Atlantic Ports -	488,637	57,545	546,182	19,344
Total - - - -	-	-	1,254,367	1,481,098	„ Brazil - - - -	70,852	60,850	131,702	4,745
					„ Channel Islands - -	761,419	-	761,419	27,040
„ Tin and Tinned Wares, Unenumerated:					„ Malta - - - -	396,685	10,388	407,073	14,418
To British Possessions in South Africa - - -	Cwts. 586	Cwts. 3	Cwts. 589	£ 2,227	„ Australia - - - -	526,367	-	526,367	21,433
„ British India:					„ Other Countries - - -	944,605	22,411	967,016	34,247
„ Bombay and Sinde	201	-	201	688	Total - - - -	12,464,546	3,937,963	16,402,509	588,021
„ Madras - - - -	31	-	31	263					
„ Bengal and Pegu -	247	20	267	1,572	Manufactured, of all Sorts (Foreign):				
„ Australia - - - -	3,656	16	3,672	13,651	To Russia - - - -	Lbs. 4,197	Lbs. -	Lbs. 4,197	£ 1,640
„ British North America -	236	-	236	918	„ Hamburg - - - -	146,453	9,064	155,517	15,203
„ British Guiana - - -	1,108	50	1,158	3,222	„ Holland - - - -	54,934	14,873	69,807	11,533
					„ Belgium - - - -	71,858	10,248	82,106	11,859
„ Other Countries - - -	6,065	89	1,331	4,840	„ France - - - -	18,770	112	18,882	3,04
Total - - - -	-	-	7,485	27,381	„ Portugal, Azores, and Madeira - - - -	44,828	13,097	57,925	7,642
					„ Spain and the Canaries -	425	4,149	4,574	1,266
See also Account of "Other Articles."					„ Austrian Territories -	3,112	-	3,112	1,216
					„ Egypt - - - -	10,166	123	10,289	2,860
					„ China - - - -	21,825	-	21,825	1,121
					„ United States:				
					„ N. Atlantic Ports -	32,234	381	32,615	3,103
					„ S. Atlantic Ports -	105	-	105	5
					„ Pacific Ports - - -	2,390	-	2,390	189

PRINCIPAL ARTICLES AND COUNTRIES TO WHICH EXPORTED (Cont ^d).	QUANTITIES.			TOTAL VALUE.
	In British Vessels.	In Foreign Vessels.	Total.	
TOBACCO (Cont^d):				
" Manufactured, of all Sorts (Foreign) (Cont ^d):				
FOREIGN AND COLONIAL PRODUCE.				
To Brazil - - - - -	Lbs. 12,184	Lbs. 589	Lbs. 12,773	4,071
" Argentine Confederation	7,775	449	8,224	1,396
" Channel Islands - - -	79,804	-	79,804	5,297
" Gibraltar - - - - -	24,379	-	24,379	1,381
" British India:				
Bombay and Sinde	16,281	111	16,392	1,229
Madras - - - - -	4,633	-	4,633	262
Bengal and Pegu -	12,885	563	13,448	935
" Hong Kong - - - - -	9,092	-	9,092	407
" Australia - - - - -	631,367	1,803	633,170	48,695
" British North America	139,396	-	139,396	8,523
" British West India Islands and British Guiana	8,098	61	8,159	1,741
" Other Countries - - -	128,498	6,231	134,729	9,794
Total - - - - -	1,485,689	61,854	1,547,543	144,416
PRODUCE AND MANUFACTURES OF THE UNITED KINGDOM.				
(Entered at Value only.)				
To Russia - - - - -	£ 3,273	£ 2,619	£ 5,892	
" Norway - - - - -	567	677	1,244	
" Hamburg - - - - -	991	658	1,649	
" Holland - - - - -	3,366	20	3,386	
" France - - - - -	1,112	165	1,277	
" Spain and the Canaries	342	1,194	1,536	
" Egypt - - - - -	830	25	855	
" United States:				
N. Atlantic Ports -	3,480	13	3,493	
Pacific Ports - - -	76	-	76	
" Argentine Confederation	670	307	977	(See under
" British Possessions in South Africa - - -	2,501	-	2,501	Quantities.)
" British India:				
Bombay and Sinde	7,497	-	7,497	
Bengal and Pegu -	5,477	-	5,477	
" Ceylon - - - - -	660	-	660	
" Australia - - - - -	31,433	658	32,091	
" British North America	2,266	-	2,266	
" Other Countries - - -	-	-	16,310	
Total - - - - -	64,541	6,336	87,187	
(Entered at Value only.)				
Toys:				
To Egypt - - - - -	£ 2,433	£ -	£ 2,433	
" United States:				
N. Atlantic Ports -	2,108	1,113	3,221	
Pacific Ports - - -	165	-	165	
" Channel Islands - - -	1,579	-	1,579	(See under
" British Possessions in South Africa - - -	4,009	41	4,050	Quantities.)
" British India:				
Bombay and Sinde	5,325	-	5,325	
Madras - - - - -	4,785	-	4,785	
Bengal and Pegu -	10,162	520	10,682	
" Singapore and Eastern Straits Settlements	857	-	857	
" Australia - - - - -	33,848	338	34,186	
" British North America	5,456	-	5,456	
" British West India Islands and British Guiana	5,004	60	5,064	
" Other Countries - - -	-	-	7,177	
Total - - - - -	75,731	2,072	84,980	
See also Account of " Other Articles."				

PRINCIPAL ARTICLES AND COUNTRIES TO WHICH EXPORTED (Cont ^d).	QUANTITIES.			TOTAL VALUE.
	In British Vessels.	In Foreign Vessels.	Total.	
TURPENTINE, OIL OF SPIRIT OF, and TURPENTINE SUBSTITUTE:				
To Portugal, Azores, and Madeira - - - - -				
" Peru - - - - -	Gallons. 3,154	Gallons. 171	Gallons. 3,325	£ 829
" Brazil - - - - -	900	-	900	211
" Argentine Confederation	5,093	1,856	6,949	1,725
" British Possessions in South Africa - - -	2,410	2,380	4,790	1,198
" Mauritius - - - - -	4,012	-	4,012	990
" British India:				
Bombay and Sinde	3,765	500	4,265	995
Madras - - - - -	8,465	-	8,465	2,374
Bengal and Pegu -	1,479	-	1,479	317
" Australia - - - - -	5,406	-	5,406	1,176
" Other Countries - - -	30,498	155	30,653	7,622
Total - - - - -	65,182	5,062	88,713	22,105
(Entered at Value only.)				
UMBRELLAS and PARASOLS:				
To Holland - - - - -	£ 1,189	£ 224	£ 1,413	
" Italy: Tuscany - - -	1,397	-	1,397	
" Egypt - - - - -	2,826	-	2,826	
" Western Africa (Foreign)	2,732	-	2,732	
" Philippine Islands -	-	18,635	18,635	
" China (exclusive of Hong Kong) - - - - -	3,785	-	3,785	
" Cuba - - - - -	70	808	878	
" United States:				
N. Atlantic Ports -	19,440	111	19,551	
S. Atlantic Ports -	45	-	45	
Pacific Ports - - -	14	-	14	(See under
" Brazil - - - - -	15,476	360	15,836	Quantities.)
" British India:				
Bombay and Sinde	13,442	-	13,442	
Madras - - - - -	1,059	-	1,059	
Bengal and Pegu -	30,174	-	30,174	
" Singapore and Eastern Straits Settlements	3,292	-	3,292	
" Ceylon - - - - -	616	-	616	
" Hong Kong - - - - -	5,560	-	5,560	
" Australia - - - - -	18,934	39	18,973	
" British North America	1,736	-	1,736	
" British West India Islands and British Guiana	4,411	50	4,461	
" Other Countries - - -	126,198	20,227	13,752	
Total - - - - -	-	-	160,177	
VITRIOL. See COPPERAS.				
WINE, FOREIGN:				
" Red:				
To Russia - - - - -	Gallons. 2,196	Gallons. 2,199	Gallons. 4,395	£ 1,081
" Sweden - - - - -	4,411	4,813	9,224	2,267
" Norway - - - - -	1,315	2,885	4,200	1,033
" Denmark - - - - -	5,188	113	5,301	1,304
" Hamburg - - - - -	7,565	1,000	8,565	2,106
" Bremen - - - - -	58	5,488	5,546	1,363
" Holland - - - - -	12,540	3,300	15,840	3,893
" Belgium - - - - -	4,542	8,549	13,091	3,218
" France - - - - -	29,758	7,650	37,408	9,196
" Spain - - - - -	777	1,311	2,088	514
" Egypt - - - - -	8,996	1,208	10,204	2,508
" China - - - - -	9,330	-	9,330	2,293
" United States:				
N. Atlantic Ports -	16,839	7,051	23,890	5,873
S. Atlantic Ports -	2,659	-	2,659	656
Pacific Ports - - -	3,062	2,291	5,353	1,316
FOREIGN AND COLONIAL PRODUCE.				

PRINCIPAL ARTICLES AND COUNTRIES TO WHICH EXPORTED (Cont ^d).	QUANTITIES.			TOTAL VALUE.	PRINCIPAL ARTICLES AND COUNTRIES TO WHICH EXPORTED (Cont ^d).	QUANTITIES.			TOTAL VALUE.
	In British Vessels.	In Foreign Vessels.	Total.			In British Vessels.	In Foreign Vessels.	Total.	
FOREIGN AND COLONIAL PRODUCE.					FOREIGN AND COLONIAL PRODUCE.				
WINE, FOREIGN (Cont ^d):					WINE, FOREIGN (Cont ^d):				
" Red (Cont ^d):					" Red and White, Mixed (Cont ^d):				
To Chili - - - -	Gallons. 3,718	Gallons. -	Gallons. 3,718	£ 914	T British India:	Gallons. 1,769	Gallons. -	Gallons. 1,769	£ 531
" Brazil - - - -	6,223	3,126	9,349	2,298	Bombay and Sinde	1,840	-	1,840	552
" Argentine Confederation-	6,106	364	6,470	1,591	Madras - - - -	2,288	-	2,288	686
" Channel Islands - -	12,334	-	12,334	3,032	Bengal and Pegu -	-	-	-	-
" Gibraltar - - - -	237	-	237	58	" Singapore and Eastern	24	-	24	7
" British Possessions in					Straits Settlements -	541	-	541	162
South Africa - - -	5,922	58	5,980	1,471	" Ceylon - - - - -	8,777	-	8,777	2,633
" Mauritius - - - -	2,059	4	2,063	507	" Australia - - - - -	1,489	-	1,489	447
" British India:					" British North America -	353	342	695	208
Bombay and Sinde	45,019	-	45,019	11,068	" Other Countries - - -	-	-	-	-
Madras - - - - -	16,883	-	16,883	4,150	Total - - - - -	32,801	8,339	41,140	12,342
Bengal and Pegu -	71,958	333	72,291	17,772					
" Singapore and Eastern					" Total of all Sorts (Foreign):	Gallons. 34,685	Gallons. 10,862	Gallons. 45,547	£ 13,512
Straits Settlements -	3,688	-	3,688	906	To Russia - - - - -	7,254	9,122	16,376	4,427
" Ceylon - - - - -	8,974	-	8,974	2,206	" Sweden - - - - -	2,480	11,826	14,306	4,085
" Hong Kong - - - - -	10,105	-	10,105	2,485	" Norway - - - - -	15,240	1,156	16,396	4,652
" Australia - - - - -	308,770	1,731	310,501	76,331	" Denmark - - - - -	64,776	6,296	71,072	20,988
" British North America -	46,329	-	46,329	11,390	" Hamburg - - - - -	709	15,112	15,821	4,466
" British West India Islands					" Bremen - - - - -	52,075	13,010	65,085	18,758
and British Guiana -	64,694	1,759	66,443	16,334	" Holland - - - - -	14,661	27,311	41,972	11,933
" Other Countries - - -	29,801	7,786	37,587	9,236	" Belgium - - - - -	151,122	25,074	176,196	51,101
Total - - - - -	752,046	63,019	815,065	200,370	" France - - - - -	74,418	13,868	88,286	26,553
					" Spain and Canaries -	13,819	1,275	15,094	3,986
" White:					" Egypt - - - - -	32,510	-	32,510	9,296
To Russia - - - - -	Gallons. 32,433	Gallons. 8,410	Gallons. 40,843	£ 12,338	" China - - - - -	-	-	-	-
" Sweden - - - - -	2,815	4,232	7,047	2,129	" United States:				
" Norway - - - - -	1,108	8,697	9,805	2,962	N. Atlantic Ports -	29,785	24,993	54,778	15,203
" Denmark - - - - -	8,397	926	9,323	2,816	S. Atlantic Ports -	5,006	212	5,218	1,428
" Hamburg - - - - -	56,868	5,296	62,164	18,779	Pacific Ports - - -	13,631	2,913	16,544	4,697
" Bremen - - - - -	651	9,624	10,275	3,103	" Chili - - - - -	13,381	-	13,381	3,833
" Holland - - - - -	35,241	8,279	43,520	13,147	" Brazil - - - - -	10,528	4,718	15,246	4,079
" Belgium - - - - -	9,435	15,125	24,560	7,419	" Argentine Confederation -	16,151	2,013	18,164	5,124
" France - - - - -	113,615	15,186	128,801	38,909	" Channel Islands - - -	31,023	-	31,023	8,676
" Spain and Canaries -	73,641	12,557	86,198	26,039	" Gibraltar - - - - -	41,131	-	41,131	12,411
" Egypt - - - - -	4,823	67	4,890	1,478	" British Possessions in				
" China - - - - -	23,180	-	23,180	7,003	South Africa - - -	24,498	58	24,556	7,083
" United States:					" Mauritius - - - - -	11,430	8	11,438	3,340
N. Atlantic Ports -	12,946	17,942	30,888	9,330	" British India:				
Southern States - -	2,268	212	2,480	748	Bombay and Sinde	119,160	-	119,160	33,461
Pacific Ports - - -	10,569	622	11,191	3,381	Madras - - - - -	60,901	-	60,901	17,443
" Chili - - - - -	9,663	-	9,663	2,919	Bengal and Pegu -	183,825	1,136	184,961	51,802
" Brazil - - - - -	4,305	1,592	5,897	1,781	" Singapore and Eastern				
" Argentine Confederation -	10,045	1,649	11,694	3,533	Straits Settlements -	14,737	-	14,737	4,244
" Channel Islands - - -	18,143	-	18,143	5,480	" Ceylon - - - - -	36,688	79	36,767	10,600
" Gibraltar - - - - -	40,894	-	40,894	12,353	" Hong Kong - - - - -	34,307	-	34,307	9,796
" British Possessions in					" Australia - - - - -	562,169	3,003	565,172	153,245
South Africa - - -	18,347	-	18,347	5,543	" British North America -	113,305	-	113,305	31,619
" Mauritius - - - - -	9,371	4	9,375	2,833	" British West India Islands				
" British India:					and British Guiana -	132,830	2,088	134,918	37,020
Bombay and Sinde	72,372	-	72,372	21,862	" Other Countries - - -	90,920	19,292	110,212	31,173
Madras - - - - -	42,178	-	42,178	12,741	Total - - - - -	2,009,155	195,425	2,204,580	620,034
Bengal and Pegu -	109,579	803	110,382	33,344					
" Singapore and Eastern					PRODUCE AND MANUFACTURES OF THE UNITED KINGDOM.				
Straits Settlements -	11,025	-	11,025	3,331	WOOD and TIMBER (British):				
" Ceylon - - - - -	27,173	79	27,252	8,232	" Hoops:	No. 4,598,318	No. 136,223	No. 4,734,541	£ 26,703
" Hong Kong - - - - -	24,202	-	24,202	7,311	To British West India Islands	-	-	174,030	861
" Australia - - - - -	244,622	1,272	245,894	74,281	" Other Countries - - -	-	-	-	-
" British North America -	65,487	-	65,487	19,782	Total - - - - -	-	-	4,908,571	27,564
" British West India Islands									
and British Guiana -	68,146	329	68,475	20,686	" Staves and Empty Casks:	Packs. 426	Packs. 281	Packs. 707	£ 1,261
" Other Countries - - -	60,766	11,164	71,930	21,729	To Spain - - - - -	6,469	-	6,469	5,944
Total - - - - -	1,224,308	124,067	1,348,375	407,322	" Morocco - - - - -	69,840	1,360	71,200	72,597
					" Western Africa (Foreign)	7,483	-	7,483	7,290
" Red and White, Mixed:					" Australia - - - - -	1,382	-	1,382	1,543
To Russia - - - - -	Gallons. 56	Gallons. 253	Gallons. 309	£ 93	" British West India Islands				
" Sweden - - - - -	28	77	105	31	and British Guiana -	106,087	715	106,802	73,776
" Norway - - - - -	57	244	301	90	Total - - - - -	191,687	2,356	-	-
" Denmark - - - - -	1,655	117	1,772	532	" Other Countries - - -	-	-	10,647	6,122
" Hamburg - - - - -	343	-	343	103	Total - - - - -	-	-	204,690	168,533
" Holland - - - - -	4,294	1,431	5,725	1,718					
" Belgium - - - - -	684	3,637	4,321	1,296					
" France - - - - -	7,749	2,238	9,987	2,996					
" United States:									
S Atlantic Ports -	79	-	79	24					
" Channel Islands - - -	546	-	546	164					
" British Possessions in									
South Africa - - -	229	-	229	69					

PRINCIPAL ARTICLES AND COUNTRIES TO WHICH EXPORTED (Cont ^d).	QUANTITIES.			TOTAL VALUE.
	In British Vessels.	In Foreign Vessels.	Total.	
FOREIGN AND COLONIAL PRODUCE.				
WOOD and TIMBER (Foreign):				
" Hewn :	Loads.	Loads.	Loads.	£
To Norway - - -	36	209	245	1,068
" France - - -	460	-	460	1,609
" Portugal - - -	6,997	182	7,179	20,598
" Brazil - - -	1,232	-	1,232	3,527
" Channel Islands - - -	412	-	412	1,178
" British India :				
Bombay and Sinde	1,005	-	1,005	2,871
Bengal and Pegu -	2,725	-	2,725	7,800
" Ceylon - - -	1,083	-	1,083	3,100
" Other Countries - - -	1,697	77	1,774	5,133
Total - - -	15,647	468	16,115	46,884
" Sawn :	Loads.	Loads.	Loads.	£
To Portugal - - -	662	-	662	2,025
" Italy: Tuscany - - -	1,333	-	1,333	4,076
" Morocco - - -	516	-	516	1,578
" British Possessions in				
South Africa - - -	1,380	-	1,380	4,220
" Mauritius - - -	698	-	698	2,135
" British India :				
Bombay and Sinde	1,681	-	1,681	5,141
Madras - - -	26	-	26	80
Bengal and Pegu -	5,460	-	5,460	16,698
" Ceylon - - -	1,315	-	1,315	4,022
" Australia - - -	14,326	-	14,326	43,814
" Other Countries - - -	908	107	1,015	3,119
Total - - -	28,305	107	28,412	86,908
" For Shipbuilding, Teak :	Loads.	Loads.	Loads.	£
To Russia - - -	1,038	1	1,039	11,950
" Holland - - -	50	51	101	1,161
" Belgium - - -	128	-	128	1,472
" France - - -	1,450	19	1,469	16,893
" Italy: Genoa - - -	700	-	700	8,050
Tuscany - - -	600	-	600	6,900
" Other Countries - - -	135	10	145	1,667
Total - - -	4,101	81	4,182	48,003
" Furniture and Hardwoods :				
Mahogany :	Tons.	Tons.	Tons.	£
To Russia - - -	127	3	130	1,284
" Prussia - - -	49	68	117	1,155
" Hamburg - - -	1,025	153	1,178	11,633
" Holland - - -	743	1	744	7,347
" Belgium - - -	495	43	538	5,312
" France - - -	1,931	-	1,931	19,068
" British Possessions in				
South Africa - - -	122	-	122	1,205
" Other Countries - - -	135	27	162	1,601
Total - - -	4,627	295	4,922	48,605
" Of all other Sorts :	Tons.	Tons.	Tons.	£
To Hamburg - - -	159	163	322	2,261
" Holland - - -	782	45	827	6,106
" Belgium - - -	404	188	592	5,939
" France - - -	742	69	811	6,980
" United States :				
N. Atlantic Ports -	79	255	334	2,697
" Other Countries - - -	259	140	399	2,777
Total - - -	2,425	860	3,285	26,760

PRINCIPAL ARTICLES AND COUNTRIES TO WHICH EXPORTED (Cont ^d).	QUANTITIES.			TOTAL VALUE.
	In British Vessels.	In Foreign Vessels.	Total.	
FOREIGN AND COLONIAL PRODUCE.				
WOOD, DYEWOODS :				
" Nicaragua Wood :	Tons.	Tons.	Tons.	£
To Russia - - -	103	416	519	6,987
" Hamburg - - -	114	368	482	6,489
" Bremen - - -	3	300	303	4,079
" Holland - - -	167	12	179	2,410
" Belgium - - -	217	110	327	4,402
" France - - -	313	100	413	5,560
" Spain - - -	21	557	578	7,781
" Other Countries - - -	113	60	173	2,329
Total - - -	1,051	1,923	2,974	40,037
PRODUCE AND MANUFACTURES OF THE UNITED KINGDOM.				
WOOL :				
" Coney and Hares' :	Lbs.	Lbs.	Lbs.	£
To Hamburg - - -	4,362	3,370	7,732	2,615
" France - - -	137,605	-	137,605	40,105
" United States :				
N. Atlantic Ports -	295,214	22,075	317,289	95,516
" Other Countries - - -	437,181	25,445	462,626	2,830
Total - - -	-	-	469,692	141,066
" Sheep and Lambs' (British) :	Lbs.	Lbs.	Lbs.	£
To Russia - - -	245,135	-	245,135	21,737
" Sweden - - -	38,181	600	38,781	4,474
" Hanover - - -	42,844	476	43,320	5,465
" Hamburg - - -	2,046,637	102,555	2,149,192	221,010
" Bremen - - -	63,986	93,465	157,451	18,429
" Holland - - -	745,810	-	745,810	67,099
" Belgium - - -	2,005,213	29,725	2,034,938	216,444
" France - - -	3,199,154	49,847	3,249,001	312,446
" United States :				
N. Atlantic Ports -	280,412	71,920	352,332	31,410
" Other Countries - - -	8,667,372	348,488	9,015,860	3,146
Total - - -	-	-	9,056,942	901,660
FOREIGN AND COLONIAL PRODUCE.				
" Sheep and Lambs' (Foreign) :	Lbs.	Lbs.	Lbs.	£
To Russia - - -	309,644	-	309,644	22,901
" Sweden - - -	632,920	558,488	1,191,408	77,559
" Prussia - - -	431,628	41,432	473,060	34,987
" Hanover - - -	280,322	-	280,322	20,415
" Hamburg - - -	2,980,221	742,442	3,722,663	273,484
" Bremen - - -	72,679	1,769,545	1,842,224	134,290
" Holland - - -	1,082,021	278,472	1,360,493	96,066
" Belgium - - -	13,277,475	1,924,468	15,201,943	1,068,230
" France - - -	46,839,396	3,289,777	50,129,173	3,663,124
" Italy: Genoa - - -	114,884	-	114,884	8,187
" United States :				
N. Atlantic Ports -	2,537,835	4,606,021	7,143,856	459,229
Pacific Ports -	409	-	409	23
" British North America -	114,411	-	114,411	6,737
" Other Countries - - -	321,270	37,995	359,265	23,681
Total - - -	68,995,115	13,448,640	82,443,755	5,888,913

PRINCIPAL ARTICLES AND COUNTRIES TO WHICH EXPORTED (Cont ^d).	QUANTITIES.			TOTAL VALUE.	PRINCIPAL ARTICLES AND COUNTRIES TO WHICH EXPORTED (Cont ^d).	QUANTITIES.			TOTAL VALUE.		
	In British Vessels.	In Foreign Vessels.	Total.			In British Vessels.	In Foreign Vessels.	Total.			
WOOL (Cont^d):				PRODUCE AND MANUFACTURES OF THE UNITED KINGDOM.				WOOLLEN and WORSTED YARN (Cont^d):			
" Wool Flocks and Rag Wool (British):	Cwts.	Cwts.	Cwts.	£	" Alpaca Yarn:	Lbs.	Lbs.	Lbs.	£		
To Hamburg - - -	4,329	351	4,680	15,454	To Russia - - -	11,789	-	11,789	2,797		
" Bremen - - -	170	1,289	1,459	4,862	" Hamburg - - -	53,724	16,727	70,451	14,490		
" Holland - - -	4,045	-	4,045	20,270	" Holland - - -	45,272	-	45,272	9,586		
" Belgium - - -	18,263	503	18,766	64,268	" Belgium - - -	8,098	-	8,098	1,649		
" France - - -	4,538	409	4,947	13,744	" France - - -	36,190	-	36,190	6,537		
" United States: N. Atlantic Ports -	13,305	19,302	32,607	64,202	" Other Countries - -	155,073	16,727	17,182	3,838		
" Other Countries - -	44,650	21,854	1,575	5,746	Total - - -	-	-	188,982	38,897		
Total - - -	-	-	68,079	188,546	" Mohair Yarn:	Lbs.	Lbs.	Lbs.	£		
" Foreign, of all Sorts, not otherwise described, British dressed:	Lbs.	Lbs.	Lbs.	£	To Russia - - -	16,705	-	16,705	4,432		
To Sweden - - -	42,348	-	42,348	4,497	" Hamburg - - -	72,489	36,513	109,002	36,521		
" Belgium - - -	50,957	160	51,117	3,412	" Bremen - - -	4,033	7,110	11,143	3,325		
" Other Countries - -	93,305	160	17,477	2,262	" Holland - - -	70,569	-	70,569	21,917		
Total - - -	-	-	110,942	10,171	" Belgium - - -	41,756	-	41,756	7,904		
" Woollen (Carded):	Lbs.	Lbs.	Lbs.	£	" France - - -	658,806	-	658,806	189,612		
To Russia - - -	10,676	5,135	15,811	3,323	" Other Countries - -	864,358	43,623	17,736	4,037		
" Hamburg - - -	54,715	11,631	66,346	13,196	Total - - -	-	-	925,717	267,748		
" France - - -	22,901	-	22,901	5,093	WOOLLEN and WORSTED MANUFACTURES (BRITISH):						
" Australia - - -	10,371	-	10,371	1,583	" Broad Cloths: Plain, all Wool:	Yards.	Yards.	Yards.	£		
" Canada - - -	22,733	-	22,733	2,947	To Russia - - -	11,954	2,019	13,973	6,204		
" Other Countries - -	121,396	16,766	65,767	9,552	" Denmark - - -	50,692	41,258	91,950	19,235		
Total - - -	-	-	203,929	35,694	" Hamburg - - -	107,655	12,290	119,945	36,931		
" Worsted (Combed):	Lbs.	Lbs.	Lbs.	£	" Holland - - -	94,731	1,874	96,605	28,461		
To Russia - - -	1,523,504	899	1,524,403	252,558	" Belgium - - -	68,985	29,575	98,560	30,649		
" Sweden - - -	110,435	-	110,435	19,428	" France - - -	322,300	-	322,300	77,838		
" Norway - - -	9,171	41,585	50,756	8,046	" Portugal, Azores, and Madeira - - -	154,987	6,419	161,406	43,549		
" Denmark - - -	15,789	10,404	26,193	4,258	" Spain and the Canaries - -	4,130	10,961	15,091	4,048		
" Prussia - - -	598,323	79,343	677,666	106,530	" Italy: Sardinian States - -	35,434	-	35,434	9,472		
" Hanover - - -	342,316	13,267	355,583	52,830	" Tuscany - - -	51,125	-	51,125	12,684		
" Hamburg - - -	15,654,657	1,768,916	17,423,573	2,835,260	" Naples and Sicily - - -	84,331	-	84,331	28,889		
" Bremen - - -	318,938	1,125,580	1,444,518	252,222	" Austrian Territories - - -	15,107	-	15,107	2,169		
" Holland - - -	6,816,770	47,334	6,864,104	1,233,446	" Greece - - -	10,946	-	10,946	2,985		
" Belgium - - -	426,434	-	426,434	69,832	" Ionian Islands - - -	7,686	-	7,686	1,440		
" France - - -	1,189,051	2,320	1,191,371	219,867	" Turkey Proper - - -	42,048	1,238	43,286	10,703		
" Spain - - -	2,646	10,166	12,812	2,507	" Egypt - - -	196,497	-	196,497	45,402		
" Italy: Sardinian States - -	20,769	-	20,769	3,496	" Morocco - - -	22,042	-	22,042	6,505		
" United States: N. Atlantic Ports -	35,270	1,680	36,950	6,372	" Western Africa (Foreign) - -	418	46,040	46,458	8,688		
" Canada - - -	16,933	-	16,933	2,587	" Philippine Islands - - -	-	19,939	19,939	2,897		
" Other Countries - -	27,081,006	3,101,494	39,305	5,541	" China (exclusive of Hong Kong) - - -	741,052	-	741,052	145,088		
Total - - -	-	-	30,221,805	5,074,780	" Japan - - -	140,464	-	140,464	17,504		
" Of mixed Material (Angola, &c.):	Lbs.	Lbs.	Lbs.	£	" Cuba - - -	600	32,215	32,815	10,301		
To Hamburg - - -	7,269	4,269	11,538	1,745	" St. Thomas - - -	5,610	6,267	11,877	2,190		
" Holland - - -	96,994	-	96,994	6,902	" United States: N. Atlantic Ports -	806,849	-	806,849	218,878		
" France - - -	9,078	-	9,078	2,042	" S. Atlantic Ports -	12,491	1,314	13,805	1,532		
" Other Countries - -	113,341	4,269	13,211	1,696	" Pacific Ports -	14,116	5,111	19,227	3,272		
Total - - -	-	-	130,821	12,385	" Mexico - - -	88,650	9,484	98,134	15,324		
					" New Granada - - -	188,862	-	188,862	32,730		
					" Venezuela - - -	41,911	69,785	111,696	17,149		
					" Peru - - -	427,897	-	427,897	87,879		
					" Chili - - -	241,162	-	241,162	36,494		
					" Brazil - - -	620,486	24,088	644,574	109,023		
					" Uruguay - - -	243,239	300	243,539	41,032		
					" Argentine Confederation - -	664,820	-	664,820	109,141		
					" Gibraltar - - -	38,979	-	38,979	11,394		
					" Malta - - -	17,187	-	17,187	3,859		
					" British Possessions in South Africa - -	185,487	390	185,877	44,966		
					" British India: Bombay and Sindh - - -	350,217	-	350,217	69,261		
					" Madras - - -	63,317	-	63,317	10,910		
					" Bengal and Pegu - - -	520,243	1,480	521,723	87,852		

PRINCIPAL ARTICLES AND COUNTRIES TO WHICH EXPORTED (Cont ^d).	QUANTITIES.			TOTAL VALUE.	PRINCIPAL ARTICLES AND COUNTRIES TO WHICH EXPORTED (Cont ^d).	QUANTITIES.			TOTAL VALUE.
	In British Vessels.	In Foreign Vessels.	Total.			In British Vessels.	In Foreign Vessels.	Total.	
WOOLLEN and WORSTED MANUFACTURES (BRITISH) (Cont^d):					WOOLLEN and WORSTED MANUFACTURES (BRITISH) (Cont^d):				
PRODUCE AND MANUFACTURES OF THE UNITED KINGDOM.					PRODUCE AND MANUFACTURES OF THE UNITED KINGDOM.				
" Broad Cloths: Plain, all Wool (Cont ^d):	Yards.	Yards.	Yards.	£	" Broad Cloths: Coatings, Duffels, &c., of Wool Mixed with other Materials:	Yards.	Yards.	Yards.	£
To Ceylon - - - - -	5,741	-	5,741	1,476	To United States:				
" Hong Kong - - - - -	161,359	-	161,359	28,397	N. Atlantic Ports -	2,731	-	2,731	667
" Australia - - - - -	474,884	-	474,884	130,841	British India:				
" British North America -	356,663	-	356,663	88,301	Bengal and Pegu -	4,110	-	4,110	905
" British West India Islands and British Guiana -	155,103	753	155,856	40,432	British North America -	26,206	-	26,206	5,134
	7,848,457	322,800				33,047	-		
" Other Countries - - - - -	-	-	62,687	13,350	" Other Countries - - - - -	-	-	3,472	710
Total - - - - -	-	-	8,233,944	1,757,325	Total - - - - -	-	-	36,519	7,416
" Broad Cloths: Plain, of Wool Mixed with other Materials:					" Narrow Cloths: Plain, all Wool:				
To Sweden - - - - -	12,219	-	12,219	2,246	To Russia - - - - -	10,752	527	11,279	3,431
" Denmark - - - - -	57,754	42,032	99,786	18,124	" Norway - - - - -	7,894	8,132	16,026	2,990
" Hamburg - - - - -	27,867	2,904	30,771	6,615	" Denmark - - - - -	13,399	8,340	21,739	4,527
" Holland - - - - -	9,952	181	10,133	2,918	" Hamburg - - - - -	83,440	19,083	102,523	22,173
" France - - - - -	14,409	-	14,409	2,770	" Holland - - - - -	46,359	285	46,644	12,336
" Portugal, Azores, and Madeira -	42,916	-	42,916	7,722	" Belgium - - - - -	46,626	38,662	85,288	18,623
" Spain and the Canaries -	11,908	3,188	15,096	2,995	" France - - - - -	20,098	-	20,098	3,829
" Italy: Sardinian States -	32,169	-	32,169	6,365	" Portugal, Azores, and Madeira -	83,991	10,396	93,787	11,086
Tuscany - - - - -	71,911	-	71,911	16,195	" Spain and the Canaries -	6,701	7,824	14,525	3,052
Naples and Sicily -	89,844	-	89,844	17,522	" Italy: Sardinian States -	24,438	-	24,438	3,923
" Austrian Territories -	20,790	-	20,790	3,903	Tuscany - - - - -	31,457	-	31,457	4,009
" Turkey Proper - - - - -	29,382	-	29,382	4,487	Naples and Sicily -	55,002	-	55,002	9,031
" Philippine Islands - - -	-	29,349	29,349	4,658	" Austrian Territories -	17,428	-	17,428	2,621
" China (exclusive of Hong Kong) - - - - -	42,960	-	42,960	7,885	" Greece - - - - -	36,193	-	36,193	5,790
" United States:					" Ionian Islands - - - - -	33,950	-	33,950	3,461
N. Atlantic Ports -	793,869	2,248	796,117	140,595	" Turkey Proper - - - - -	59,136	99	59,235	6,418
S. Atlantic Ports -	868	310	1,178	285	" Egypt - - - - -	13,896	-	13,896	2,223
Pacific Ports - - - - -	650	-	650	120	" China (exclusive of Hong Kong) -	456,078	-	456,078	54,319
" Mexico - - - - -	70,814	13,378	84,192	13,809	" Japan - - - - -	13,435	-	13,435	1,655
" New Granada - - - - -	58,495	526	59,021	9,353	" Cuba - - - - -	-	85,977	85,977	6,735
" Venezuela - - - - -	21,982	14,900	36,882	5,536	" United States:				
" Peru - - - - -	56,986	-	56,986	10,261	N. Atlantic Ports -	1,071,254	4,140	1,075,394	143,614
" Chili - - - - -	103,041	-	103,041	17,687	S. Atlantic Ports -	272	20,974	21,246	1,688
" Brazil - - - - -	98,072	24,858	122,930	13,148	Pacific Ports - - - - -	4,546	-	4,546	605
" Uruguay - - - - -	68,281	-	68,281	10,447	" Mexico - - - - -	44,198	9,566	53,764	6,050
" Argentine Confederation -	342,523	-	342,523	43,162	" New Granada - - - - -	96,120	-	96,120	10,505
" Gibraltar - - - - -	27,287	-	27,287	4,527	" Peru - - - - -	114,397	-	114,397	16,762
" Malta - - - - -	23,020	-	23,020	3,662	" Chili - - - - -	182,162	-	182,162	21,329
" British India:					" Brazil - - - - -	949,521	170,760	1,120,281	93,037
Bombay and Sinde -	20,695	-	20,695	3,399	" Uruguay - - - - -	126,495	-	126,495	16,215
Bengal and Pegu -	167,439	-	167,439	22,064	" Argentine Confederation -	547,425	-	547,425	53,897
" Australia - - - - -	319,182	-	319,182	55,715	" Gibraltar - - - - -	22,183	-	22,183	4,765
" Canada - - - - -	180,600	-	180,600	22,455	" British Possessions in South Africa -	27,672	-	27,672	3,816
" Nova Scotia - - - - -	25,190	-	25,190	4,845	" British India:				
" Bahamas - - - - -	17,900	-	17,900	5,910	Bombay and Sinde -	173,371	-	173,371	25,035
	2,860,975	133,874			Madras - - - - -	25,755	-	25,755	4,073
" Other Countries - - - - -	-	-	81,091	13,203	Bengal and Pegu -	633,969	12,661	646,630	90,559
Total - - - - -	-	-	3,075,940	504,588	" Singapore and Eastern Straits Settlements -	66,833	9,189	76,022	7,880
" Broad Cloths: Coatings, Duffels, &c., all Wool:					" Other Countries - - - - -				
To Holland - - - - -	6,539	-	6,539	1,962		7,358,400	407,491	154,128	19,623
" Belgium - - - - -	5,315	1,057	6,372	1,580	Total - - - - -	-	-	7,920,019	1,007,885
" British India:					" Narrow Cloths: Plain, of Wool Mixed with other Materials:				
Bengal and Pegu -	2,694	-	2,694	1,113	To Sweden - - - - -	27,229	-	27,229	5,202
" Australia - - - - -	14,153	-	14,153	3,293	" Norway - - - - -	9,343	13,847	23,190	3,335
" British North America -	11,355	-	11,355	2,536	" Hamburg - - - - -	72,889	51,092	123,981	18,939
	40,056	1,057			" Holland - - - - -	202,621	-	202,621	28,967
" Other Countries - - - - -	-	-	14,465	3,929	" Belgium - - - - -	70,768	3,061	73,829	10,042
Total - - - - -	-	-	55,578	14,413	" France - - - - -	1,019,267	-	1,049,267	172,862

PRINCIPAL ARTICLES AND COUNTRIES TO WHICH EXPORTED (Cont ^d).	QUANTITIES.			TOTAL VALUE.
	In British Vessels.	In Foreign Vessels.	Total.	
PRODUCE AND MANUFACTURES OF THE UNITED KINGDOM.				
WOOLLEN and WORSTED MANUFACTURES (BRITISH) (Cont ^d):				
” Narrow Cloths: Plain, of Wool Mixed with other Materials (Cont ^d):	Yards.	Yards.	Yards.	£
To Portugal, Azores, and Madeira - - - - -	114,353	480	114,833	9,440
” Spain and the Canaries - - - - -	676	37,567	38,243	3,234
” Italy: Sardinian States - - - - -	168,169	-	168,169	18,388
” Tuscany - - - - -	207,659	-	207,659	24,203
” Adriatic Ports of Ancona and the Romagna - - - - -	29,643	-	29,643	5,499
” Naples and Sicily - - - - -	301,732	-	301,732	42,280
” Austrian Territories - - - - -	63,882	-	63,882	7,003
” Greece - - - - -	21,158	-	21,158	2,607
” Ionian Islands - - - - -	75,290	-	75,290	6,699
” Turkey Proper - - - - -	171,357	-	171,357	17,509
” Syria and Palestine - - - - -	19,860	-	19,860	2,199
” Egypt - - - - -	17,087	-	17,087	2,000
” China (exclusive of Hong Kong) - - - - -	26,666	-	26,666	3,681
” Cuba - - - - -	1,639	137,877	139,516	11,382
” United States:				
” N. Atlantic Ports - - - - -	523,063	3,847	526,910	55,021
” S. Atlantic Ports - - - - -	18,597	8,407	27,004	2,590
” Pacific Ports - - - - -	1,275	4,440	5,715	489
” Mexico - - - - -	236,622	52,204	288,826	25,297
” New Granada - - - - -	113,508	-	113,508	10,723
” Venezuela - - - - -	19,940	9,163	29,103	2,605
” Peru - - - - -	81,806	-	81,806	11,989
” Chili - - - - -	88,455	-	88,455	9,944
” Brazil - - - - -	283,052	67,833	350,885	27,551
” Uruguay - - - - -	117,166	-	117,166	8,438
” Argentine Confederation - - - - -	219,073	-	219,073	22,433
” Gibraltar - - - - -	38,916	-	38,916	4,862
” Malta - - - - -	32,706	-	32,706	3,706
” Western Africa (British) - - - - -	25,388	-	25,388	2,036
” British India:				
” Bengal and Pegu - - - - -	231,281	8,970	240,251	27,770
” Singapore and Eastern Straits Settlements - - - - -	7,812	6,544	14,356	2,086
” Hong Kong - - - - -	43,150	-	43,150	5,375
” Australia - - - - -	190,814	-	190,814	18,681
” British North America - - - - -	770,077	7,398	777,475	72,728
” British West India Islands and British Guiana - - - - -	48,409	1,031	49,440	4,661
” Other Countries - - - - -	5,742,398	413,761	6,156,159	10,271
Total - - - - -	-	-	6,246,382	724,727
” Narrow Cloths: Coatings, Duffels, &c., all Wool:	Yards.	Yards.	Yards.	£
To Russia - - - - -	3,200	-	3,200	600
” Holland - - - - -	3,635	-	3,635	1,151
” United States:				
” N. Atlantic Ports - - - - -	10,516	-	10,516	1,456
” S. Atlantic Ports - - - - -	-	800	800	90
” British India:				
” Madras - - - - -	2,303	-	2,303	574
” New Zealand - - - - -	2,265	-	2,265	346
” Other Countries - - - - -	21,919	800	22,719	2,074
Total - - - - -	-	-	37,704	6,291

PRINCIPAL ARTICLES AND COUNTRIES TO WHICH EXPORTED (Cont ^d).	QUANTITIES.			TOTAL VALUE.
	In British Vessels.	In Foreign Vessels.	Total.	
PRODUCE AND MANUFACTURES OF THE UNITED KINGDOM.				
WOOLLEN and WORSTED MANUFACTURES (BRITISH) (Cont ^d):				
” Narrow Cloths: Coatings, Duffels, &c., Mixed with other Materials:	Yards.	Yards.	Yards.	£
To Java - - - - -	995	-	995	116
” United States:				
” N. Atlantic Ports - - - - -	5,528	-	5,528	675
” New Zealand - - - - -	1,051	-	1,051	307
” Other Countries - - - - -	7,574	-	7,574	211
Total - - - - -	-	-	9,603	1,309
” Worsted Stuffs (Combed, not Milled), all Wool:	Yards.	Yards.	Yards.	£
To Russia - - - - -	55,511	42,068	97,579	9,554
” Norway - - - - -	20,368	30,786	51,154	5,287
” Denmark - - - - -	129,933	108,586	238,519	19,094
” Prussia - - - - -	28,929	7,730	36,659	3,759
” Hamburg - - - - -	632,878	131,365	764,243	62,064
” Bremen - - - - -	4,040	78,499	82,539	5,013
” Holland - - - - -	1,544,339	16,988	1,561,327	99,624
” Belgium - - - - -	670,399	12,444	682,843	47,204
” France - - - - -	4,970,613	3,720,900	8,691,513	813,665
” Portugal, Azores, and Madeira - - - - -	151,495	36,781	188,276	13,739
” Spain and the Canaries - - - - -	78,947	126,471	205,418	16,750
” Italy: Sardinian States - - - - -	101,021	-	101,021	7,444
” Tuscany - - - - -	55,793	-	55,793	4,369
” Naples and Sicily - - - - -	66,551	-	66,551	5,137
” Austrian Territories - - - - -	31,756	-	31,756	2,669
” Turkey Proper - - - - -	210,680	8,422	219,102	10,396
” Java - - - - -	39,006	-	39,006	4,395
” Philippine Islands - - - - -	-	48,708	48,708	3,184
” China (exclusive of Hong Kong) - - - - -	11,526,393	-	11,526,393	901,596
” Japan - - - - -	7,318,396	-	7,318,396	528,305
” Cuba - - - - -	3,160	162,029	165,189	10,043
” St. Thomas - - - - -	48,348	220	48,568	2,518
” United States:				
” N. Atlantic Ports - - - - -	3,642,702	-	3,642,702	159,052
” S. Atlantic Ports - - - - -	10,903	-	10,903	941
” Pacific Ports - - - - -	6,980	1,890	8,870	1,036
” Mexico - - - - -	69,790	9,396	79,186	7,472
” New Granada - - - - -	260,484	-	260,484	13,992
” Peru - - - - -	78,443	-	78,443	4,174
” Chili - - - - -	22,237	-	22,237	1,817
” Brazil - - - - -	277,035	27,150	304,185	16,962
” Uruguay - - - - -	20,408	8,182	28,590	2,814
” Argentine Confederation - - - - -	211,651	6,288	217,939	11,446
” Gibraltar - - - - -	86,512	-	86,512	5,793
” British Possessions in South Africa - - - - -	297,864	-	297,864	17,507
” Mauritius - - - - -	45,782	7,285	53,067	2,947
” British India:				
” Bombay and Sind - - - - -	141,245	-	141,245	12,394
” Madras - - - - -	48,074	-	48,074	3,459
” Bengal and Pegu - - - - -	351,954	130	352,084	28,640
” Singapore and Eastern Straits Settlements - - - - -	162,961	408	163,369	10,309
” Hong Kong - - - - -	1,742,801	-	1,742,801	151,231
” Australia - - - - -	6,249,447	-	6,249,447	394,578
” British North America - - - - -	1,579,680	-	1,579,680	86,528
” British West India Islands and British Guiana - - - - -	338,977	13,319	352,296	19,394
” Other Countries - - - - -	43,334,386	4,606,045	47,940,431	13,346
Total - - - - -	-	-	48,146,604	3,541,641

PRINCIPAL ARTICLES AND COUNTRIES TO WHICH EXPORTED (Cont'd).	QUANTITIES.			TOTAL VALUE.	PRINCIPAL ARTICLES AND COUNTRIES TO WHICH EXPORTED (Cont'd).	QUANTITIES.			TOTAL VALUE.
	In British Vessels.	In Foreign Vessels.	Total.			In British Vessels.	In Foreign Vessels.	Total.	
PRODUCE AND MANUFACTURES OF THE UNITED KINGDOM.					PRODUCE AND MANUFACTURES OF THE UNITED KINGDOM.				
WOOLLEN and WORSTED MANUFACTURES (BRITISH) (Cont'd):					WOOLLEN and WORSTED MANUFACTURES (BRITISH) (Cont'd):				
" Worsteds Stuffs (Combed, not Milled), of Wool Mixed with other Materials:					" Baizes of Wool, Unmixed or Mixed with other Materials:				
To Russia - - - -	318,122	21,491	339,613	25,353	To Portugal, Azores, and Madeira - - - -	127,213	1,310	128,523	15,225
" Sweden - - - -	681,782	200	681,982	55,158	" New Granada - - - -	14,669	-	14,669	2,039
" Norway - - - -	273,976	579,542	853,518	53,514	" Venezuela - - - -	6,234	8,295	14,529	2,430
" Denmark - - - -	405,390	190,192	595,582	41,664	" Peru - - - -	181,764	-	181,764	29,003
" Prussia - - - -	272,754	44,265	317,019	22,044	" Chili - - - -	130,762	-	130,762	16,081
" Hanover - - - -	127,007	17,310	144,317	9,304	" Brazil - - - -	341,497	110,095	451,592	33,882
" Hamburg - - - -	28,517,072	2,180,593	30,697,665	2,703,674	" Uruguay - - - -	84,295	-	84,295	7,314
" Bremen - - - -	397,901	1,737,901	2,135,802	130,452	" Argentine Confederation - - - -	92,650	-	92,650	6,881
" Holland - - - -	6,528,276	25,567	6,553,843	365,534	" British India : - - - -				
" Belgium - - - -	3,651,098	23,180	3,674,278	216,283	Bombay and Sinde - - - -	54,777	-	54,777	8,049
" France - - - -	10,295,378	7,550	10,302,928	518,617	" British Possessions in South Africa - - - -	18,886	-	18,886	2,062
" Portugal, Azores, and Madeira - - - -	1,100,762	19,627	1,120,389	55,206					
" Spain and the Canaries - - - -	130,880	770,879	901,759	55,128	" Other Countries - - - -	1,052,747	119,700	1,172,447	5,343
" Italy : Sardinian States - - - -	2,300,004	-	2,300,004	108,351					
Tuscany - - - -	1,862,761	-	1,862,761	91,475					
Adriatic Ports of Ancona and the Romagna - - - -	653,611	-	653,611	27,147					
Naples and Sicily - - - -	2,941,839	-	2,941,839	144,498					
" Austrian Territories - - - -	941,446	-	941,446	46,024					
" Greece - - - -	404,080	-	404,080	17,519					
Ionian Islands - - - -	186,275	-	186,275	7,684					
" Turkey Proper - - - -	1,871,393	700	1,872,093	94,953					
" Syria and Palestine - - - -	353,536	-	353,536	12,917					
" Wallachia and Moldavia - - - -	72,440	-	72,440	3,649					
" Egypt - - - -	247,001	360	247,361	11,271					
" Java - - - -	60,039	26,834	86,873	3,954					
" Philippine Islands - - - -	-	147,579	147,579	7,462					
" China (exclusive of Hong Kong) - - - -	3,388,674	-	3,388,674	186,984					
" Japan - - - -	2,256,339	-	2,256,339	100,598					
" Sandwich Islands - - - -	51,376	-	51,376	1,826					
" Cuba - - - -	1,256	239,753	241,009	14,698					
" Hayti - - - -	65,227	2,000	67,227	3,770					
" United States :									
N. Atlantic Ports - - - -	84,317,382	236,362	84,553,744	3,613,258					
S. Atlantic Ports - - - -	103,072	73,740	176,812	7,627					
Pacific Ports - - - -	52,785	26,006	78,791	3,309					
" Mexico - - - -	650,201	110,628	760,829	32,884					
" New Granada - - - -	1,241,703	500	1,242,203	53,077					
" Venezuela - - - -	38,759	18,850	57,609	2,585					
" Peru - - - -	516,192	-	516,192	23,620					
" Chili - - - -	647,917	-	647,917	27,328					
" Brazil - - - -	1,721,862	133,444	1,855,306	81,167					
" Uruguay - - - -	422,936	7,372	430,308	23,152					
" Argentine Confederation - - - -	1,031,102	-	1,031,102	64,474					
" Gibraltar - - - -	1,315,440	-	1,315,440	68,003					
" Malta - - - -	241,708	-	241,708	11,826					
" British Possessions in South Africa - - - -	63,302	2,323	65,625	2,840					
" British India :									
Bombay and Sinde - - - -	72,696	-	72,696	4,335					
Bengal and Pegu - - - -	525,548	-	525,548	25,729					
" Singapore and Eastern Straits Settlements - - - -	84,254	27,612	111,866	7,643					
" Hong Kong - - - -	173,915	-	173,915	13,642					
" Australia - - - -	7,832,913	4,131	7,837,044	316,018					
" British North America - - - -	6,281,979	1,320	6,283,299	274,335					
" British West India Islands and British Guiana - - - -	356,049	10,813	366,862	15,431					
	178,049,410	6,688,624	184,738,034	9,818,766					
" Other Countries - - - -	-	-	193,011	9,772					
Total - - - -			184,931,045	9,818,766					
Waistcoatings of Wool, Unmixed or Mixed with other Materials:					WOOLLEN and WORSTED MANUFACTURES (BRITISH) (Cont'd):				
To All Countries - - - -	490	3	493	120	" Blankets of Wool, Unmixed or Mixed with other Materials:				
					To Hamburg - - - -	10,926	1,156	12,082	2,009
					" United States :				
					N. Atlantic Ports - - - -	11,061	-	11,061	772
					" British Possessions in South Africa - - - -	17,814	-	17,814	1,044
					" Hong Kong - - - -	9,300	-	9,300	1,000
					" Australia - - - -	179,214	-	179,214	18,332
					" British North America - - - -	28,916	-	28,916	2,390
					" Other Countries - - - -	257,231	1,156	258,387	4,081
					Total - - - -			291,397	29,628

PRINCIPAL ARTICLES AND COUNTRIES TO WHICH EXPORTED (Cont ^d).	QUANTITIES.			TOTAL VALUE.	PRINCIPAL ARTICLES AND COUNTRIES TO WHICH EXPORTED (Cont ^d).	QUANTITIES.			TOTAL VALUE.
	In British Vessels.	In Foreign Vessels.	Total.			In British Vessels.	In Foreign Vessels.	Total.	
WOOLLEN and WORSTED MANUFACTURES (BRITISH) (Cont^d):					WOOLLEN and WORSTED MANUFACTURES (BRITISH) (Cont^d):				
Flannels of Wool, Unmixed or Mixed with other Materials:					Rugs, Coverlets, or Wrappers, of Wool, Unmixed or Mixed with other Materials (Cont^d):				
To Hamburg - - - -	Yards.	Yards.	Yards.	£	To United States:	No.	No.	No.	£
" Holland - - - -	51,380	9,769	61,149	5,214	N. Atlantic Ports -	12,500	-	12,500	8,435
" Belgium - - - -	57,256	4,087	61,343	4,715	S. Atlantic Ports -	312	-	312	96
" China (exclusive of Hong Kong) - - - -	27,514	3,043	30,557	2,642	Pacific Ports -	623	354	977	697
" Japan - - - -	41,516	-	41,516	3,102	" Mexico - - - -	1,055	819	1,874	997
" United States:	42,622	-	42,622	3,616	" New Granada - - -	5,147	264	5,411	2,778
N. Atlantic Ports -	394,568	-	394,568	21,764	" Brazil - - - -	31,200	6,538	37,738	7,878
S. Atlantic Ports -	59,454	-	59,454	3,907	" Uruguay - - - -	18,559	216	18,775	2,932
Pacific Ports -	300	1,320	1,620	154	" Argentine Confederation	36,454	-	36,454	7,676
" Mexico - - - -	36,256	10,983	47,239	4,096	" British India:	4,589	90	4,679	2,554
" Argentine Confederation	110,667	-	110,667	7,356	Bengal and Pegu -	26,273	12	26,285	13,126
" Channel Islands - - -	194,008	-	194,008	15,806	" Australia - - - -	-	-	-	-
" British Possessions in South Africa - - -	102,805	-	102,805	6,956		150,402	23,909	36,196	17,015
" Mauritius - - - -	28,707	430	29,137	2,351	" Other Countries - - -	-	-	-	-
" British India:	71,237	-	71,237	5,590		-	-	210,507	77,704
Bombay and Sinde	71,702	-	71,702	4,810					
Madras - - - -	347,281	-	347,281	21,490					
Bengal and Pegu -	7,437	1,772	9,209	943					
" Singapore and Eastern Straits Settlements -	17,833	-	17,833	1,358					
" Ceylon - - - -	11,946	-	11,946	1,004					
" Hong Kong - - - -	2,803,420	4,810	2,808,230	189,973					
" Australia - - - -	1,826,756	-	1,826,756	95,350					
" British North America	201,120	3,765	204,885	12,470					
" British West India Islands and British Guiana -	6,505,785	39,979	6,545,764	431,915					
" Other Countries - - -	-	-	231,568	17,248					
Total - - - -			6,777,332	431,915					
Shawls, Woollen and Worsted, Unmixed or Mixed with other Materials:					Other Countries - - -				
To Denmark - - - -	No.	No.	No.	£	" Carpets of Wool, Unmixed or Mixed with other Materials:				
" Hamburg - - - -	2,647	2,818	5,465	2,811	To Russia - - - -	Yards.	Yards.	Yards.	£
" Spain and the Canaries -	27,159	4,099	31,258	23,996	" Sweden - - - -	19,986	2,409	22,395	4,260
" Italy: Tuscany - - - -	10,848	283	11,131	2,880	" Denmark - - - -	44,704	2,315	47,019	7,353
" Egypt - - - -	1,638	-	1,638	2,163	" Prussia - - - -	25,092	11,911	37,003	4,725
" United States:	3,763	-	3,763	2,769	" Hamburg - - - -	26,421	335	26,756	5,596
N. Atlantic Ports -	99,354	-	99,354	26,032	" Bremen - - - -	148,706	33,125	181,831	33,562
Pacific Ports -	-	456	456	154	" Holland - - - -	3,410	18,634	22,044	3,929
" Mexico - - - -	11,388	648	12,036	3,194	" Holland - - - -	172,251	4,618	176,869	30,928
" New Granada - - - -	33,331	-	33,331	7,579	" Belgium - - - -	34,113	58,153	92,266	15,042
" Peru - - - -	7,046	-	7,046	2,231	" France - - - -	432,510	-	432,510	52,611
" Chili - - - -	14,406	-	14,406	4,053	" Portugal, Azores, and Madeira - - - -	17,516	1,568	19,084	3,274
" Brazil - - - -	10,503	300	10,803	3,022	" Spain and the Canaries -	9,905	101,050	110,955	16,915
" Uruguay - - - -	14,783	-	14,783	3,145	" Italy: Sardinian States -	31,781	-	31,781	4,560
" Argentine Confederation	26,159	-	26,159	6,496	Tuscany - - - -	32,516	-	32,516	4,729
" Gibraltar - - - -	7,548	-	7,548	2,163	Naples and Sicily -	24,492	-	24,492	3,386
" British Possessions in South Africa - - -	6,123	-	6,123	1,711	" Austrian Territories -	20,839	-	20,839	2,717
" Australia - - - -	32,404	-	32,404	13,754	" Turkey Proper - - -	86,926	2,626	89,552	12,258
" British North America	57,920	-	57,920	22,233	" Egypt - - - -	43,493	-	43,493	7,949
" Other Countries - - -	367,020	8,604	375,624	15,184	" China (exclusive of Hong Kong) - - - -	8,648	-	8,648	1,737
Total - - - -			431,350	145,570	" Japan - - - -	12,205	-	12,205	1,446
Rugs, Coverlets, or Wrappers, of Wool, Unmixed or Mixed with other Materials:					United States:				
To Hamburg - - - -	No.	No.	No.	£	N. Atlantic Ports -	1,996,643	95,608	2,092,251	371,938
" Holland - - - -	7,146	663	7,809	5,044	S. Atlantic Ports -	6,040	1,050	7,090	1,465
" Belgium - - - -	3,990	329	4,319	2,456	Pacific Ports -	58,947	5,788	64,735	8,786
" Spain and the Canaries -	1,232	2,247	3,479	1,952	" Mexico - - - -	57,129	7,091	64,220	6,947
" Total - - - -	1,322	12,377	13,699	4,068	" New Granada - - -	20,929	-	20,929	3,036
					" Peru - - - -	68,471	-	68,471	12,745
					" Chili - - - -	76,447	-	76,447	13,023
					" Brazil - - - -	28,108	4,598	32,706	4,675
					" Uruguay - - - -	26,349	-	26,349	3,917
					" Argentine Confederation	130,142	5,076	135,218	17,074
					" Channel Islands - -	335,736	-	335,736	36,355
					" Gibraltar - - - -	18,547	-	18,547	2,757
					" Malta - - - -	3,545	-	3,545	639
					" British Possessions in South Africa - - -	22,626	-	22,626	3,015
					" British India:	22,605	-	22,605	3,905
					Bombay and Sinde	18,037	450	18,487	2,801
					Bengal and Pegu -	3,353	-	3,353	620
					" Hong Kong - - - -	486,898	255	487,153	61,235
					" Australia - - - -	297,800	-	297,800	38,468
					" British North America	-	-	-	-
					" Other Countries - - -	4,873,866	356,660	5,230,526	818,847
					Total - - - -			5,284,057	818,847

PRINCIPAL ARTICLES AND COUNTRIES TO WHICH EXPORTED (Cont ^d).	QUANTITIES.			TOTAL VALUE.	PRINCIPAL ARTICLES AND COUNTRIES TO WHICH EXPORTED (Cont ^d).	QUANTITIES.			TOTAL VALUE.
	In British Vessels.	In Foreign Vessels.	Total.			In British Vessels.	In Foreign Vessels.	Total.	
WOOLLEN and WORSTED MANUFACTURES (BRITISH) (Cont^d):					WOOLLEN and WORSTED MANUFACTURES (BRITISH) (Cont^d):				
” Carpet Rugs of Wool, Unmixed or Mixed with other Materials:					” Hosiery: Under Clothing, Shirts, Drawers, &c., all Wool:				
To Spain - - -	No. 86	No. 1,676	No. 1,762	£ 901	To Italy: Tuscany - -	Dozen. 1,487	Dozen. -	Dozen. 1,487	£ 2,640
” Mexico - - -	1,325	-	1,325	819	” Turkey Proper - -	1,470	-	1,470	2,804
” Brazil - - -	12,127	7,162	19,289	4,247	” United States:				
” Argentine Confederation	20,720	-	20,720	3,296	” N. Atlantic Ports-	2,778	-	2,778	4,877
” Australia - - -	1,709	-	1,709	995	” Mexico - - -	332	180	512	1,054
” Nova Scotia - - -	3,545	-	3,545	502	” New Granada - - -	882	-	882	2,102
” Other Countries - - -	39,512	8,838	12,641	7,144	” Peru - - -	1,280	-	1,280	2,479
Total - - -	-	-	60,991	17,904	” Brazil - - -	889	575	1,464	2,626
” Druggets or Felted Carpeting of Wool, Unmixed or Mixed with other Materials:					” Argentine Confederation-				
To Russia - - -	Yards. 17,376	Yards. 2,428	Yards. 19,804	£ 1,949	” British Possessions in	1,555	-	1,555	1,832
” Hamburg - - -	2,824	12,105	14,929	1,226	” South Africa - - -	421	-	421	1,078
” Belgium - - -	2,030	22,637	24,667	1,756	” Australia - - -	10,854	-	10,854	27,445
” France - - -	16,681	-	16,681	2,013	” British North America -	2,248	-	2,248	4,684
” Spain and the Canaries -	1,800	78,804	80,604	9,076	” British West India Islands	1,181	63	1,244	2,090
” Turkey Proper - - -	8,523	7,640	16,163	1,432	and British Guiana - -	-	-	-	-
” Cuba - - -	-	10,176	10,176	1,249	” Other Countries - - -	-	-	4,787	8,417
” United States:					Total - - -	-	-	30,982	64,128
” N. Atlantic Ports -	43,514	-	43,514	3,652	” Hosiery: Shirts, Drawers, &c., of Mixed Materials, Wool predominating:				
” Gibraltar - - -	21,765	-	21,765	2,554	To United States:	Dozen.	Dozen.	Dozen.	£
” Australia - - -	123,145	-	123,145	10,286	” N. Atlantic Ports -	481	-	481	472
” British North America -	34,794	-	34,794	2,076	” New Granada - - -	176	-	176	317
” Other Countries - - -	-	-	52,791	5,337	” British India:				
Total - - -	-	-	459,033	42,606	” Bengal and Pegu -	478	-	478	277
” Hosiery, Woollen and Worsted: Stockings and Socks, all Wool:					” Australia - - -	398	-	398	891
To France - - -	Dozen Pairs. 6,794	Dozen Pairs. -	Dozen Pairs. 6,794	£ 2,537	” Other Countries - - -	1,533	-	782	1,192
” Italy: Tuscany - - -	1,985	-	1,985	2,228	Total - - -	-	-	2,315	3,149
” United States:					<i>(Entered at Value only.)</i>				
” N. Atlantic Ports -	14,288	-	14,288	6,875	” Hosiery, Woollen and Worsted: Other Kinds, of all descriptions:				
” S. Atlantic Ports -	161	-	161	183	To Hamburg - - -	£ 5,023	£ 1,374	£ 6,397	<i>(See under Quantities.)</i>
” Pacific Ports - - -	50	-	50	33	” Holland - - -	4,020	70	4,090	
” Brazil - - -	6,180	31	6,211	3,305	” Belgium - - -	1,101	2,148	3,249	
” British Possessions in					” France - - -	15,963	-	15,963	
” South Africa - - -	2,317	-	2,317	1,065	” Spain and the Canaries -	19	2,607	2,626	
” British India:					” Italy: Tuscany - - -	5,843	-	5,843	
” Bengal and Pegu -	2,815	-	2,815	1,790	” Naples and Sicily-	4,132	-	4,132	
” Australia - - -	122,341	-	122,341	64,555	” Austrian Territories -	2,931	-	2,931	
” British North America -	13,252	-	13,252	9,262	” Turkey Proper - - -	3,903	-	3,903	
” Other Countries - - -	170,183	31	12,605	9,031	” United States:				
Total - - -	-	-	182,819	100,864	” N. Atlantic Ports -	34,175	171	34,346	
” Hosiery: Stockings and Socks, of Mixed Materials, Wool predominating:					” S. Atlantic Ports -	428	-	428	
To United States:					” New Granada - - -	1,602	-	1,602	
” N. Atlantic Ports -	1,913	-	1,913	869	” Brazil - - -	2,315	1,058	3,373	
” Australia - - -	1,766	-	1,766	897	” Uruguay - - -	3,336	-	3,336	
” Canada - - -	1,521	-	1,521	901	” Argentine Confederation	3,596	30	3,626	
” Other Countries - - -	5,200	-	1,454	810	” Gibraltar - - -	1,505	-	1,505	
Total - - -	-	-	6,654	3,477	” Australia - - -	6,811	-	6,811	
” Hosiery: Stockings and Socks, of Mixed Materials, Wool predominating:					” British North America -	15,596	-	15,596	
To United States:					” Other Countries - - -	112,299	7,458	16,407	
” N. Atlantic Ports -	1,913	-	1,913	869	Total - - -	-	-	136,164	
” Australia - - -	1,766	-	1,766	897					
” Canada - - -	1,521	-	1,521	901					
” Other Countries - - -	5,200	-	1,454	810					
Total - - -	-	-	6,654	3,477					

PRINCIPAL ARTICLES AND COUNTRIES TO WHICH EXPORTED (Cont ^d).	QUANTITIES.			TOTAL VALUE.
	In British Vessels.	In Foreign Vessels.	Total.	
PRODUCE AND MANUFACTURES OF THE UNITED KINGDOM.				
<i>(Entered at Value only.)</i>				
WOOLLEN and WORSTED MANUFACTURES (BRITISH) (Cont^d):				
" Small Wares :				
To Russia - - - -	£ 3,357	£ -	£ 3,357	
" Denmark - - - -	1,985	845	2,830	
" Prussia - - - -	2,069	379	2,448	
" Hamburg - - - -	3,065	454	3,519	
" Holland - - - -	3,433	46	3,479	
" Belgium - - - -	1,567	658	2,225	
" France - - - -	18,828	-	18,828	
" Egypt - - - -	2,464	-	2,464	
" United States :				
N. Atlantic Ports -	35,977	258	36,235	(See under Quantities.)
" New Granada - -	2,130	-	2,130	
" Argentine Confederation	1,566	-	1,566	
" British India :				
Bengal and Pegu -	9,362	-	9,362	
" Australia - - -	2,908	25	2,933	
" British North America -	3,750	-	3,750	
" Other Countries - -	92,461	2,665	95,126	
Total - - - -	-	-	106,709	
FOREIGN AND COLONIAL PRODUCE.				
WOOLLEN MANUFACTURES (FOREIGN) :				
" Cloths :				
To Belgium - - - -	Pieces. 116	Pieces. -	Pieces. 116	£ 853
" Philippine Islands - -	-	230	230	790
" China - - - -	2,707	-	2,707	23,747
" Japan - - - -	3,085	-	3,085	8,787
" United States :				
N. Atlantic Ports -	180	-	180	955
" Pacific Ports - -	54	-	54	526
" Mauritius - - - -	517	-	517	1,600
" British India :				
Bombay and Sinde	832	-	832	259
" Madras - - - -	32	-	32	240
" Bengal and Pegu -	1,043	-	1,043	6,552
" Hong Kong - - - -	333	-	333	3,465
" Other Countries - -	891	164	1,055	4,953
Total - - - -	9,790	394	10,184	52,727
" Stuffs :				
To China - - - -	Pieces. 1,039	Pieces. -	Pieces. 1,039	£ 1,955
" New Granada - - -	1,814	-	1,814	3,126
" Venezuela - - - -	550	300	850	1,500
" British India :				
Bombay and Sinde	805	-	805	2,520
" Bengal and Pegu -	1,383	-	1,383	5,713
" Australia - - - -	964	-	964	3,905
" Other Countries - -	1,363	42	1,405	3,469
Total - - - -	7,918	342	8,260	22,188
<i>(Entered at Value only.)</i>				
" Of all Other Sorts :				
To Sweden - - - -	£ 1,208	£ -	£ 1,208	(See under Quantities.)
" Hamburg - - - -	896	200	1,096	
" France - - - -	3,601	-	3,601	
" China - - - -	7,417	-	7,417	
" Japan - - - -	3,035	-	3,035	

PRINCIPAL ARTICLES AND COUNTRIES TO WHICH EXPORTED (Cont ^d).	QUANTITIES.			TOTAL VALUE.
	In British Vessels.	In Foreign Vessels.	Total.	
FOREIGN AND COLONIAL PRODUCE.				
<i>(Entered at Value only.)</i>				
WOOLLEN MANUFACTURES (FOREIGN) (Cont^d):				
" Of all other Sorts (Cont ^d):				
To United States :				
N. Atlantic Ports -	£ 1,772	£ 600	£ 2,372	
" S. Atlantic Ports -	80	-	80	
" Pacific Ports - -	-	90	90	
" New Granada - - -	1,208	-	1,208	
" Mauritius - - - -	710	-	710	
" British India :				
Bombay and Sinde	4,143	-	4,143	(See under Quantities.)
" Bengal and Pegu -	5,721	-	5,721	
" Hong Kong - - - -	260	-	260	
" Australia - - - -	2,603	-	2,603	
" Other Countries - -	3,146	1,420	4,566	
Total - - - -	35,800	2,310	38,110	
YARN. See COTTON, LINEN, SILK, and WOOLLEN YARN.				
YELLOW METAL. See COPPER.				
ZINC or SPELTER :				
" Crude, in Cakes (British) :				
To France - - - -	Cwts. 945	Cwts. 990	Cwts. 1,935	£ 1,328
" British India :				
Bombay and Sinde	1,765	-	1,765	1,227
" Madras - - - -	1,560	-	1,560	1,870
" Bengal and Pegu -	38,604	-	38,604	27,901
" Hong Kong - - - -	1,000	-	1,000	900
Total - - - -	43,874	990	44,864	34,103
" Other Countries - -	-	-	804	877
Total - - - -	-	-	45,668	34,103
FOREIGN AND COLONIAL PRODUCE.				
" Crude, in Cakes (Foreign) :				
To France - - - -	Tons. 1,665	Tons. -	Tons. 1,665	£ 36,332
" United States :				
N. Atlantic Ports -	332	473	805	17,566
" British India :				
Bombay and Sinde	200	-	200	4,364
" Madras - - - -	106	-	106	2,313
" Bengal and Pegu -	452	-	452	9,863
" Other Countries - -	79	3	82	1,789
Total - - - -	2,834	476	3,310	72,227
PRODUCE AND MANUFACTURES OF THE UNITED KINGDOM.				
" Sheets and Nails :				
To France - - - -	Cwts. 1,600	Cwts. -	Cwts. 1,600	£ 1,570
" Turkey Proper - - -	3,787	373	4,160	5,329
" United States :				
N. Atlantic Ports -	3,827	4,525	8,352	11,087
" Pacific Ports - -	919	90	1,009	1,431
" British Possessions in				
South Africa - - -	1,076	-	1,076	1,467
" British India :				
Bombay and Sinde	1,107	-	1,107	1,486
" Bengal and Pegu -	2,689	-	2,689	3,481
" Australia - - - -	8,472	-	8,472	12,112
" British North America -	1,181	-	1,181	1,598
Total - - - -	24,658	4,988	29,646	56,786
" Other Countries - -	-	-	12,519	17,225
Total - - - -	-	-	42,165	56,786

PRINCIPAL ARTICLES AND COUNTRIES TO WHICH EXPORTED (Cont ^d).	QUANTITIES.			TOTAL VALUE.	PRINCIPAL ARTICLES AND COUNTRIES TO WHICH EXPORTED (Cont ^d).	QUANTITIES.			TOTAL VALUE.
	In British Vessels.	In Foreign Vessels.	Total.			In British Vessels.	In Foreign Vessels.	Total.	
PRODUCE AND MANUFACTURES OF THE UNITED KINGDOM.					FOREIGN AND COLONIAL PRODUCE.				
ZINC OR SPELTER (Cont ^d):					” Rolled (Foreign):				
” Manufactures of, not otherwise described (British):					To France - - -	Tons. 194	Tons. -	Tons. 194	£ 4,976
To Russia - - -	Cwts. 81	Cwts. 55	Cwts. 136	£ 455	” Italy: Naples - - -	25	-	25	642
” France - - -	50	-	50	173	” Turkey Proper - - -	3	21	24	616
” British India:					” United States:				
Bombay and Sindh	117	-	117	298	Pacific Ports - - -	31	-	31	795
” Australia - - -	560	-	560	1,606	” Australia - - -	66	-	66	1,691
” Other Countries - - -	808	55	500	1,238	” British North America - - -	51	-	51	1,308
Total - - -	-	-	1,363	3,770	” Other Countries - - -	68	2	70	1,795
					Total - - -	438	23	461	11,823

TOTAL VALUE OF THE EXPORTS FROM THE UNITED KINGDOM.			
	DECLARED REAL VALUE OF THE PRODUCE OF THE UNITED KINGDOM.	COMPUTED REAL VALUE OF FOREIGN AND COLONIAL PRODUCE.	TOTAL REAL VALUE.
PRINCIPAL ARTICLES (Enumerated in Account No. 38.)	£ 164,383,202	£ 51,244,629	£ 215,627,831
OTHER ARTICLES (Enumerated in Account No. 38*.)	1,452,523	1,751,222	3,203,745
TOTAL	165,835,725	52,995,851	218,831,576

No. 38*.

GENERAL EXPORTS.

OTHER ARTICLES.

IN THE YEAR 1865.

PRODUCE AND MANUFACTURES OF THE UNITED KINGDOM.

OTHER ARTICLES.			QUANTITIES.	DECLARED REAL VALUE.	OTHER ARTICLES. (Continued.)			QUANTITIES.	DECLARED REAL VALUE.
Aniline, Dye Stuffs	-	Lbs.	41,165	£	Oil of Tallow	-	Cwts.	922	£
Animals, Living: Asses and Mules	-	No.	130	1,291	" Lard and Neatsfoot	-	Gallons	53,175	10,362
" Neat Cattle	-	"	303	8,541	" Rosin	-	"	48,861	6,381
" Sheep	-	"	2,340	21,863	Papier Maché, Manufactures of	-	Lbs.	38,443	4,714
" Swine	-	"	148	559	Paraffine	-	Cwts.	287	1,233
Arsenic	-	Cwts.	24,363	9,753	Pewter and Britannia Metal, Manufactures of	-	"	1,215	13,249
Art, Works of, in Bronze or other Metal	-	Value	-	4,319	Pitch	-	Barrels	6,059	7,775
Barley, Pearled	-	Cwts.	12,020	10,038	Plumbago	-	Cwts.	7,502	7,630
Barytes, Sulphate of	-	"	89,192	12,567	Potatoes	-	"	40,271	6,274
Bells and Bell Metal	-	"	963	4,617	Retorts of Fire Clay	-	No.	1,916	2,384
Blacking	-	Value	-	20,674	Sal Ammoniac	-	Cwts.	17,194	32,672
Boats, Wooden	-	No.	137	8,613	Scales and Weights	-	Value	-	15,500
Bristles	-	Lbs.	30,872	5,671	Sculptures of Stone or Marble	-	"	-	11,408
Canes or Sticks	-	No.	118,713	3,126	Specimens illustrative of Natural Science	-	"	-	4,273
Cards, Playing	-	Cwts.	348	4,346	Stone, Blue	-	Lbs.	690,106	17,820
Carriage Wheels (except for Railways)	-	No.	150	556	Tiles, Roofing or Paving	-	Mille	1,167	8,347
Chalk and Lime	-	Tons	14,425	8,683	" Drain Tubes, Sewerage Pipes, &c.	-	No.	454,601	27,066
Clock and Watch Movements	-	Value	-	6,156	Trunks, Travelling Bags, &c.	-	Value	-	14,285
Cocoa Paste and Chocolate	-	Lbs.	440,477	18,788	Turnery and Turners' Wares	-	"	-	16,876
Corks	-	Cwts.	2,300	19,931	Vinegar	-	Gallons	345,123	33,149
Emery and Preparations of	-	Value	-	11,964	Wax, Bees', Bleached in the United Kingdom	-	Cwts.	743	7,209
Feathers for Beds	-	Cwts.	866	7,569	Whiting	-	"	100,271	8,724
Fire Lumps	-	No.	71,586	2,365	Wine, British-made	-	Gallons	3,877	1,634
Frames for Pictures, Mirrors, &c.	-	Value	-	4,181	Wood and Timber:	-	-	-	-
German Silver, Manufactures of	-	"	-	4,470	Hewn, Unenumerated	-	Loads	1,467	11,082
Gutta Percha, Manufactures of	-	Cwts.	1,733	27,136	Sawn, of all Sorts	-	"	2,125	9,093
Hair, Horse	-	"	1,454	6,974	House Frames, Fittings, &c.	-	Value	-	12,269
" Unenumerated	-	"	368	850	Articles, Unenumerated	-	"	-	47,569
" Cloth	-	Yards	132,831	13,363	Foreign, Cut or Polished	-	"	-	2,430
" Manufactures: Unenumerated	-	Value	-	8,189	Writing Desks, Dressing Cases, &c.	-	"	-	5,978
Hay	-	Tons	598	4,009	Yeast	-	Cwts.	46,322	23,258
Horn and Bone, Manufactures of	-	Value	-	19,208	Unenumerated Articles: Unmanufactured	-	Value	-	282,392
Lace and Thread of Gold and Silver	-	Lbs.	631	4,112	" Manufactured	-	"	-	452,087
Maps and Charts	-	Value	-	6,571	TOTAL VALUE	-	£	-	1,452,523
Moss, Rock and Irish	-	Cwts.	3,841	6,351					
Naval Stores, Unenumerated	-	Value	-	18,744					
Oakum	-	Cwts.	14,447	17,165					
Oil Cake: Linseed	-	Tons	858	8,746					
" Rape and other Seed Cake	-	"	214	1,906					

FOREIGN AND COLONIAL PRODUCE AND MANUFACTURES.

OTHER ARTICLES.			QUANTITIES.	COMPUTED REAL VALUE.	OTHER ARTICLES. (Continued.)			QUANTITIES.	COMPUTED REAL VALUE.		
Albumen	-	-	Cwts.	40	£ 175	Cassia Buds	-	-	Lbs.	55,726	£ 5,573
Alkali, Barilla	-	-	"	2	1	" Fistula	-	-	"	3,972	50
" Pearl and Pot Ashes	-	-	"	4,107	6,469	Castor	-	-	"	3,374	703
" Unenumerated	-	-	"	211	119	Casts of Busts, &c.	-	-	Cwts.	4	50
Aloes	-	-	Lbs.	401,083	11,698	Chicory, Raw or Kiln-dried	-	-	"	4,412	1,949
Alum	-	-	Cwts.	572	172	" Roasted or Ground	-	-	Lbs.	1,104,378	13,805
Amber, Rough	-	-	"	56	497	China or Porcelain Ware	-	-	Cwts.	562	4,202
Amber, Manufactures (except Beads)	-	-	Value	—	1,881	Chloroform	-	-	Lbs.	3,122	546
Ammunition, Rockets, &c., and Ammunition,	-	-	"	—	694	Citron, preserved in Salt	-	-	Value	—	85
Unenumerated	-	-	"	—	—	Clocks	-	-	No.	16,135	11,195
Aluminium	-	-	Lbs.	560	1,339	Cobalt, Oxide of	-	-	Tons	12	244
Animals: Cows	-	-	No.	2	33	Cochineal, Granilla	-	-	Cwts.	21	142
" Lambs	-	-	"	1	1	Cocoa, Husks and Shells	-	-	"	8	4
" Oxen	-	-	"	2	37	" Paste and Chocolate	-	-	Lbs.	6,955	435
" Sheep	-	-	"	137	271	Coculus Indicus	-	-	Cwts.	238	357
" Unenumerated	-	-	"	493	2,589	Coir (Fibre)	-	-	Tons	83	2,285
Annatto, Roll	-	-	Cwts.	666	2,806	" Rope, Twine, and Strands	-	-	Cwts.	2,023	2,925
" Flag	-	-	"	56	425	" Yarn	-	-	"	7,793	14,157
Antimony: Ore	-	-	Tons	4	34	Collodion	-	-	Gallons	4	7
" Crude	-	-	Cwts.	32	37	Copper, Old	-	-	Tons	3	225
" Regulus	-	-	"	727	1,221	" in Plates and Coin	-	-	"	223	22,768
Argol	-	-	"	1,817	5,587	" Wire	-	-	"	3	509
Arms, Swords, Cutlasses, &c., not mounted	-	-	"	413	2,430	" Manufactures, Unenumerated	-	-	Value	—	2,033
or accompanied with carriages	-	-	"	—	—	" Ore of	-	-	Tons	1,163	17,479
Arrow Root	-	-	"	3,028	5,905	Copperas, Blue	-	-	"	12	270
Arsenic	-	-	"	1,218	487	" Green	-	-	"	105	298
Art, Works of, in Bronze or other Metal	-	-	Value	—	490	" White	-	-	"	4	44
in Stone or Marble	-	-	"	—	1,530	Coral in fragments	-	-	Lbs.	2,912	886
						" Whole, Polished	-	-	"	7	31
						Cordage and Cables, not of Iron	-	-	Cwts.	13,768	25,815
Balsam: Capivi	-	-	Lbs.	134,096	11,175	Cork	-	-	Tons	618	20,100
" Peru	-	-	"	26,227	6,229	Corks, ready made	-	-	Lbs.	202,796	10,935
" Unenumerated	-	-	"	14,711	2,842	Corn, Barley	-	-	Cwts.	466	151
Bark: Quercitron	-	-	Cwts.	4,469	1,489	" Oats	-	-	"	3,402	1,219
" For Tanners' Use	-	-	"	1,895	742	" Rye	-	-	"	4,030	1,226
" Cascarella	-	-	"	5,143	7,543	" Pease	-	-	"	843	344
" Unenumerated	-	-	"	482	2,708	" Beans	-	-	"	71	29
Barley, Pearled	-	-	"	83	62	" Indian	-	-	"	8,779	2,780
Baskets	-	-	Value	—	443	" Maize or Indian Meal	-	-	"	90	33
Bass or Bast, Ropes, Twines, and Strands	-	-	Cwts.	57	86	Cowries	-	-	"	5,583	7,561
Beads, Coral	-	-	Lbs.	2,950	11,130	Cream of Tartar	-	-	"	4,425	20,705
" Unenumerated	-	-	"	16,768	2,260	Cubebs	-	-	Lbs.	60,493	2,268
Beer or Ale, Spruce	-	-	Barrels	11	76						
not Mum or Spruce	-	-	"	98	118	Divi Divi	-	-	Tons	6	79
Berries, Juniper	-	-	Cwts.	89	37	Down	-	-	Lbs.	1,041	156
" Yellow	-	-	"	1,116	6,031	Dye Stuffs, Unenumerated	-	-	Cwts.	298	1,178
" Myrobolan	-	-	"	2,977	2,121						
" Unenumerated	-	-	"	3	7	Earthenware, not being Chinaware	-	-	Cwts.	158	610
Biscuit or Bread	-	-	"	353	282	Ebony, Green	-	-	Tons	39	102
Bladders	-	-	No.	2,000	8	Embroidery, Swiss Curtains	-	-	Lbs.	20	10
Bones for Manufacturing Purposes	-	-	Tons	6	46	" Of other Sorts, Unenumerated	-	-	Value	—	1,633
Books, Bound and Unbound	-	-	Cwts.	459	5,110	Ether	-	-	Gallons	268	214
Boracic Acid	-	-	"	1,843	4,608	Extract of Bark for Tanning, &c.	-	-	Cwts.	287	787
Borax, Refined	-	-	"	1,493	2,930	" Unenumerated	-	-	Value	—	1,323
" Unrefined	-	-	"	939	1,890						
Brass Manufactures, Unenumerated	-	-	"	431	3,144	Feathers for Beds	-	-	Cwts.	118	1,064
Brimstone, Unrefined	-	-	Cwts.	26,442	9,640	" Ornamental Ostrich, White	-	-	Lbs.	2,813	8,193
" Refined in Rolls	-	-	"	175	79	" " Black	-	-	"	5,862	14,339
" in Flour	-	-	"	36	20	" Unenumerated	-	-	"	4,072	4,012
Bristles	-	-	Lbs.	175,301	22,643	Flower Roots	-	-	Value	—	873
Brooms and Brushes	-	-	Value	—	374	Flowers, Artificial	-	-	"	—	634
Bronze Manufactures	-	-	Cwts.	131	1,610	Frames for Pictures	-	-	"	—	121
" Powder	-	-	Value	—	61	Fruit, Apples, Raw	-	-	Bushels	149	36
Buttons and Studs of Metal	-	-	"	—	397	" Dried	-	-	Lbs.	128	132
" Other Sorts	-	-	"	—	1,495	" Dates	-	-	Cwts.	1,264	1,612
						" Figs	-	-	"	7,663	11,079
Cameos, not set	-	-	Value	—	75	" Grapes	-	-	Bushels	1,369	1,101
Candles, Spermaceti	-	-	Cwts.	72	416	" Nuts: Chesnuts	-	-	"	1,018	390
" Wax	-	-	"	214	2,276	" Coco	-	-	No.	10,005	84
Canes, Bamboo	-	-	No.	313,889	981	" Small	-	-	Bushels	22,653	18,783
" Rattan, not Ground	-	-	"	3,968,797	10,087	" Walnuts	-	-	"	2,479	744
" Or Sticks, Unenumerated	-	-	"	2,316,069	20,403	Unenumerated, preserved, without	-	-	Lbs.	22,780	510
" " Walking, mounted or orna- mented	-	-	"	1,130	142	" Sugar	-	-	"	—	—
Cantharides	-	-	Lbs.	1,618	185	" Olives	-	-	Gallons	973	178
Caoutchouc Manufactures, Over Shoes	-	-	"	36,310	1,816	" Oranges and Lemons, Peel of, dried, &c.	-	-	Lbs.	6,070	76
" Other Sorts	-	-	"	35,766	3,861	" " in Brine	-	-	Pipes	70	379
Capers	-	-	"	22,115	921	" " Juice of	-	-	Gallons	4,253	372
Cards, Playing	-	-	Doz. Packs	36,807	7,361	" Pears, Raw	-	-	Bushels	50	21
Carriages, of all Sorts	-	-	Value	—	879						
Carmine	-	-	Ozs.	24,256	270						
Casks, Empty	-	-	"	—	168						

FOREIGN AND COLONIAL PRODUCE AND MANUFACTURES—Contd.

OTHER ARTICLES. (Continued.)			QUANTITIES.	COMPUTED REAL VALUE.	OTHER ARTICLES. (Continued.)			QUANTITIES.	COMPUTED REAL VALUE.			
Fruit, Plums : French and Prunellos	Cwts.	476	£	2,840	Leeches	-	-	-	Value	-	£	276
" " Dried, not in Sugar	"	16		42	Linen Yarn	-	-	-	Lbs.	37,230		6,541
" Prunes	"	1,154		1,067	Liquorice : Paste	-	-	-	Cwts.	11,486		15,458
" Raw, Unenumerated	Bushels	1,430		2,944	" Juice	-	-	-	"	3,049		13,047
" Dried, Unenumerated	"	31		37	" Root	-	-	-	"	65		84
" Tamarinds	Lbs.	851,343		6,208	Lucifers, of Wood	-	-	-	Cubic Feet	24,742		4,639
Furniture, Household and Cabinetware	Value	-		3,467	" Vesta of Wax	-	-	-	No. of Packages	243,000		6
Gamboge	Cwts.	203		1,956	Mace	-	-	-	Lbs.	84,419		5,628
Garancine	"	823		5,761	Madder	-	-	-	Cwts.	821		1,919
Gelatine	"	64		269	" Root	-	-	-	"	1,695		3,425
Ginger, Preserved	Lbs.	43,722		2,004	Malt (Ground)	-	-	-	Qrs.	5		8
Glass, Flint, Cut, Coloured, &c.	Cwts.	1,505		7,950	Mandioca, Flour	-	-	-	Cwts.	1		1
" Plain	"	501		701	Manganese, Ore of	-	-	-	Tons	20		71
" Plate	"	76		355	Manna	-	-	-	Lbs.	9,993		1,416
" Silvered or Mirrors	"	177		1,115	Manna Croup	-	-	-	Cwts.	1		1
" Bottles of Green or Common Glass	"	1,401		736	Manures, Unenumerated	-	-	-	Tons	325		2,735
" Manufactures	"	838		2,035	Maps and Charts	-	-	-	No.	11		25
Glue	"	359		673	Mats and Matting	-	-	-	Value	-		1,853
" Clippings or Waste	"	988		563	Meat, Preserved, not Salted	-	-	-	Cwts.	80		280
Gold, Leaves of	No.	16,400		37	Metal, Bell	-	-	-	Tons	1		70
Grains, Guinea	Cwts.	198		639	" Leaf, not Gold	-	-	-	Packets of 250 Leaves	160		12
Grease	"	812		1,448	Metals and Ores, Unenumerated, viz. :							
Gunpowder	"	2		11	Ores, Unenumerated	-	-	-	Tons	807		5,109
Gunstocks in the Rough, of Wood	"	13		29	Metals, Unenumerated, Unwrought	-	-	-	"	15		1,250
Gutta Percha	"	1,655		9,137	Minerals and Fossils, Unenumerated	-	-	-	Value	-		535
" Manufactures of	"	8		72	Moss, Rock	-	-	-	Tons	49		1,593
Hair : Camels'	Lbs.	557,103		16,249	Mother-of-Pearl Shells	-	-	-	Cwts.	7,802		14,796
" Cow, Ox, Bull, or Elk Hair	Cwts.	85		418	Musical Instruments ; viz. :							
" Horse	"	4,640		23,529	Musical Boxes	-	-	-	No.	926		2,188
" Human	Lbs.	200		80	Pianofortes	-	-	-	"	82		2,681
" Unenumerated	Value	-		1,411	Harmoniums	-	-	-	"	93		1,526
Hats or Bonnets, of Straw	Lbs.	2,043		7,014	Unenumerated	-	-	-	Value	-		6,156
" of Felt	No.	23,770		7,131	Strings of	-	-	-	"	-		301
" of Silk, &c.	"	132		20	Munjeet	-	-	-	Cwts.	43		55
Hides or Pieces thereof, Undressed	Value	-		441	Musk	-	-	-	Ozs.	6,396		8,182
Hones	No.	600		12	Myrrh	-	-	-	Cwts.	296		1,680
Honey	Cwts.	758		1,254	Naphtha	-	-	-	Gallons	3,274		464
Hoofs of Cattle	Value	-		1,480	Nickel, Metallic, and Oxide of, Refined	-	-	-	Value	-		322
Horns, Deer	Tons	6		304	" Ore of	-	-	-	Ton	20		865
" Of other Sorts	"	602		14,784	Nutmegs	-	-	-	Lbs.	490,152		26,550
Ice	Tons	55		49	" Wild	-	-	-	"	13,813		345
Ink for Writing	Value	-		165	Nuts, Corosso, or Vegetable Ivory	-	-	-	Cwts.	4,965		5,710
" for Printing	Cwts.	4		34	" Ground Nuts	-	-	-	Tons	1,253		17,150
" Indian	Lbs.	1,085		298	" and Kernels, for expressing Oil there- from	-	-	-	"	656		9,832
Instruments, Anatomical or Surgical	Value	-		215	" " not for expressing Oil therefrom	-	-	-	Value	-		3,624
" Astronomical, &c.	"	-		465	Nux Vomica	-	-	-	Cwts.	2,357		1,679
Ipecacuanha	Lbs.	43,723		19,675	Oakum	-	-	-	Cwts.	256		333
Iron, Pig	Tons	1		6	Ochre	-	-	-	"	89		18
" Rough Castings	Cwts.	10		7	Oil : Fish Oil, Cod Liver	-	-	-	Tons	74		5,726
" Sheet	Tons	21		225	" Animal, Lard	-	-	-	Cwts.	288		1,037
" Wire	Cwts.	2,190		2,519	" Tallow	-	-	-	"	114		218
" Slit or hammered into Rods	Tons	52		445	" Castor	-	-	-	"	6,103		15,944
" Cast	"	49		588	" Unenumerated	-	-	-	Value	-		6,773
" Old Broken and Old Cast	"	20		60	Oil Cloth	-	-	-	Square Yards	32,126		2,409
" Chromate of	"	109		440	Oil Seed Cake, Cotton Seed	-	-	-	Tons	1		5
" Hoops	"	91		921	" Linseed	-	-	-	"	2		18
" Steel, Unwrought	"	746		11,084	" Rapeseed	-	-	-	"	2		11
Isinglass	Cwts.	105		2,851	Oil, Turpentine	-	-	-	Cwts.	1,256		3,161
Jalap	Lbs.	55,123		12,173	Onions	-	-	-	Bushels	251		90
Japanned Ware	Cwts.	170		2,378	" in Salt and Water	-	-	-	Gallons.	80		9
Jewellery, not mock	Value	-		4,257	Opera Glasses	-	-	-	No.	150		184
Lace, Pillow, of Thread or Cotton	Value	-		16,728	Orchal	-	-	-	Cwts.	2,525		4,293
" Silk	"	-		197	Orsedew	-	-	-	"	151		2,031
" Machine or imitation made by the hand	"	-		164	Painter's Colours, Unmanufactured	-	-	-	Value	-		238
Lard	Cwts.	2,158		7,382	" Manufactured	-	-	-	"	-		1,779
Lead : Ore of	Tons	17		186	Palmetto Thatch	-	-	-	Cwts.	2,369		2,970
" Pig and Sheet	"	403		7,744	Paper, Printed or Stained Paper Hangings	-	-	-	"	184		773
" Red	"	3		63	Paraffine	-	-	-	"	86		290
" White	"	3		79	Pearls	-	-	-	Value	-		9,860
" Acetate of	Cwts.	157		249	Pencils of Slate	-	-	-	"	-		153
" Litharge	Tons	8		151	" not of Slate	-	-	-	"	-		552
" Manufactures	Cwts.	264		740	Percussion Caps	-	-	-	No.	2,109,400		273
					Perfumery, Unenumerated	-	-	-	Lbs.	5,718		961
					Pickles, in Vinegar	-	-	-	Gallons	135		34
					" and Vegetables preserved in Salt	-	-	-	Value	-		155

FOREIGN AND COLONIAL PRODUCE AND MANUFACTURES—Contd.

OTHER ARTICLES. (Continued.)			QUANTITIES.	COMPUTED REAL VALUE.	OTHER ARTICLES. (Continued.)			QUANTITIES.	COMPUTED REAL VALUE.
				£					£
Pictures, Oil Paintings	No.	1,022	26,847	Skins and Furs, Kid, Tanned, &c.	No.	2,937	257		
Pimento	Cwts.	17,469	20,308	" Kolinski	"	1,732	217		
Pink Root	Lbs.	813	132	" Lynx	"	3,818	2,148		
Pitch	Cwts.	9,726	4,863	" Marten	"	22,171	16,905		
Plants, Shrubs, and Trees	Value	—	640	" Nutria	"	17,275	1,008		
Plate of Silver	Ozs.	7,154	1,789	" Otter, Common	"	18,786	14,246		
Plated Ware	Value	—	488	" " Sea	"	155	1,277		
Platina, metallic	Ozs.	951	1,046	" Sable	"	2,035	4,765		
Platting, of Straw	Lbs.	169	175	" Seal	"	15,864	2,578		
Plumbago	Tons	2,147	23,080	" Squirrel	"	81,000	1,350		
Pomatum	Lbs.	1,768	133	" Wolf	"	1,923	721		
Potash, Prussiate of	"	48,756	2,641	" Unenumerated, not being	"	134,388	9,621		
" Sulphate of	"	3,763	27	Furs, undressed }	"	14,878	2,967		
" Bichromate of	"	101,208	2,319	" Tanned	"	—	498		
" Muriate of	Cwts.	582	245	" Articles manufactured of }	Value	—	498		
Potatoes	"	68	14	Skins and Furs	"	108	1,041		
Potato Flour	"	131	88	Smalts	Cwts.	479	1,046		
Poultry and Game	Value	—	120	Soap, Hard	"	66	18		
Precious Stones of the higher Class	"	—	4,500	Soda, Sulphate of	"	746	131		
" of the inferior Class	"	—	3,236	Soy	Gallons	—	3,130		
Prints, including Engravings and Photographs	No.	41,718	691	Specimens illustrative of Natural Science	Value	—	284		
" on Paper	"	—	542	Spectacles	"	87,779	4,687		
Pyrites of Iron, or Copper or Sulphur Ore	Tons	182	542	Spermaceti	Lbs.	78,386	6,859		
				Spirits, Geneva	Proof Gallons	14	1		
				" Unenumerated, not Sweet, B.P.	"	342,109	22,807		
Quassia	Cwts.	1,310	267	" " Foreign	"	133,843	15,747		
Quills, Goose	No.	11,508	14	Sponge	Lbs.	71	73		
Quinine, Sulphate of	Ozs.	96,341	26,092	Starch	Cwts.	—	633		
				Stationery	Value	377	1,363		
				Stearine	Cwts.	4,476	1,921		
				Stones, Emery	"	218	203		
				" for Lithography	"	40	297		
Rags, &c., not for making Paper, viz.:				" Marble, Rough	Tons	2,241	1,606		
" Woollen, fit only for Manure	Tons	10	33	" " Sawn or Manufactured	Cwts.	94	376		
" " for other Uses than Manure	"	2	49	" " Shaped	"	91	410		
" " torn up to be used as Wool	"	56	2,620	" Pumice	"	32	139		
Rosin	Cwts.	16,165	16,465	" Unenumerated, in Lumps, not Hewn	"	130	405		
				" " Hewn	"	3	195		
				" " Blocks, Shaped	"	1	5		
Saffron	Lbs.	7,601	12,542	Straw or Grass for platting	Cwts.	141	1,128		
Sago	Cwts.	7,407	7,407	Succades	Lbs.	158,019	11,851		
Sago Flour	"	5,479	3,995	Sugar Cane Juice, of British Possessions	Cwts.	1,959	1,347		
Salt	Tons	504	504	" " Foreign Possessions	"	698	480		
Sarsaparilla	Lbs.	230,980	11,549	" " Syrup or Vegetable Juice	"	11	6		
Sassafras	Cwts.	160	103	Sulphuric Acid	Lbs.	21	—		
Sauces and Condiments, Unenumerated	Lbs.	15,624	621						
Sausages or Puddings	"	1,501	75	Tapioca	Cwts.	16,202	10,233		
Scammony	"	1,119	1,692	Tar	Barrels	10,434	9,782		
Seeds, Aniseed	Cwts.	1,543	3,780	Tartaric Acid	Lbs.	249,805	18,735		
" Beans, Kidney or French	Bushels	554	353	Telescopes	Value	—	25		
" Canary	Cwts.	7,881	5,320	Teeth, Sea Cow, &c.	Cwts.	145	2,610		
" Caraway	"	1,667	2,167	Thread, Unenumerated	Value	—	8,845		
" Cotton	Tons	1,843	13,423	Tin, Plates	Value	—	74		
" Cummin	Cwts.	1,916	1,868	" Manufactures	Cwts.	31	170		
" Garden, Unenumerated	Lbs.	37,739	1,480	Tongues	"	4	13		
" Grass	Cwts.	878	462	Tobacco Pipes of Clay	Value	—	78		
" Hemp	Qrs.	411	914	Tortoise Shell or Turtle Shell, Unmanufactured,					
" Lentils	Bushels	24	12	" " viz.:					
" Lucerne	Cwts.	164	448	Tortoise Shell	Lbs.	17,850	11,826		
" Millet	"	552	138	Turtle Shell	"	915	183		
" Mustard	"	1,184	1,204	Toys	Value	—	9,524		
" Onion	"	1	7	Truffles	Lbs.	155	54		
" Sesamum	Quarters	1,040	3,510	Turmeric	Tons	1,085	25,100		
" Tares	Qrs.	185	418	Turnery	Value	—	103		
" Trefoil	Cwts.	803	1,064	Turpentine	Cwts.	62	50		
" Unenumerated, not for expressing Oil	"	1,665	1,951	Twine	Lbs.	112	5		
" therefrom	"	—	—						
Semolina	"	1	1	Ultramarine	Cwts.	1,396	6,325		
Seneka Root	Lbs.	17,081	2,776						
Senna	"	484,446	12,111	Valonia	Tons	65	1,057		
Silkworm Gut	Value	—	205	Vanilla	Lbs.	5,486	1,783		
Silver Ore	Tons	131	18,321	Varnish containing Spirits	Gallons	209	105		
" Wire	Ozs.	16,164	167	" Unenumerated	Value	—	61		
Skins and Furs, Bear	No.	8,473	13,345	Vegetables, Unenumerated	"	—	748		
" Chinchilla	"	13,882	3,412	Veneers	Cwts.	269	442		
" Coney	"	91,796	765	Verdigris	"	176	864		
" Deer, Undressed	"	47,492	5,937	Vermicelli and Macaroni	"	690	1,656		
" " Tanned, &c.	"	982	196	Vermilion	Lbs.	18,276	2,513		
" Ermine	"	12,275	818	Vinegar	Gallons	3,838	384		
" Fisher	"	5,651	9,324						
" Pitch	"	13,906	1,970						
" Kid, Undressed	"	12,590	630						

FOREIGN AND COLONIAL PRODUCE AND MANUFACTURES—Cont^d.

OTHER ARTICLES. (Continued.)			QUANTITIES.	COMPUTED REAL VALUE.	OTHER ARTICLES. (Continued.)			QUANTITIES.	COMPUTED REAL VALUE.				
Watches, Gold	-	-	No.	320	£	1,837	Wool, Goats' Wool or Hair	-	-	Lbs.	36,556	£	5,636
" Silver, or any other Metal, not Gold	-	-	"	439	1,078		Woolen and Worsted Yarn, viz.:						
Water, Cologne, in Flasks	-	-	Flasks	22,122	645		Berlin Wool, &c., and Yarn for Fancy				11,501	3,163	
" Mineral	-	-	Gallons	2,498	63		Purposes	-	-	-			
Wax, Bees', Unbleached	-	-	Cwts.	1,662	14,418								
" Bleached	-	-	"	502	5,035								
" Vegetable	-	-	"	5,548	21,868								
Whalefins	-	-	Tons	15	6,495		Yeast, dried	-	-	-	Cwts.	4	8
Wire, Gilt or Plated	-	-	Lbs.	59,978	8,435								
Wood and Timber, viz.:													
" Staves not exceeding 72 inches in length	-	-	Loads	1,350	12,983		Zaffre	-	-	-	Cwts.	21	147
" for shipbuilding, Greenhart	-	-	"	10	66		Zinc, Oxide or White of	-	-	-	Tons	30	870
" Lathwood	-	-	"	86	169		" Ore of	-	-	-	"	14	126
" Dyewoods, viz.:							" Manufactures, Unenumerated	-	-	-	Cwts.	195	279
" Barwood	-	-	Tons	811	2,643								
" Braziletto	-	-	"	3	21		Unenumerated Articles: Unmanufactured	-	-	-	Value	-	17,855
" Brazilwood	-	-	"	143	1,629		" Manufactured	-	-	-	"	-	121,135
" Camwood	-	-	"	28	582								
" Fustic	-	-	"	696	4,193		TOTAL VALUE	-	-	-	£	-	1,751,222
" Logwood	-	-	"	5,305	24,845								
" Red or Guinea Wood	-	-	"	467	1,541								
" Sandal Wood, Red	-	-	"	1,619	7,792								
" Sapan Wood	-	-	"	546	6,074								
" Unenumerated	-	-	"	36	366								
Wool, Alpaca	-	-	Lbs.	1,175	169								
" Coney	-	-	"	47,675	20,262								

TOTAL VALUE OF OTHER ARTICLES.

	£
PRODUCE AND MANUFACTURES OF THE UNITED KINGDOM (Declared Real Value)	1,452,523
FOREIGN AND COLONIAL PRODUCE AND MANUFACTURES (Computed Real Value)	1,751,222
TOTAL	£ 3,203,745

EXPORTS AT PRINCIPAL PORTS.
(QUANTITIES OF THE PRODUCE OF THE
UNITED KINGDOM.)

YEAR 1865.

No. 39.

PRINCIPAL ARTICLES.	TOTAL FROM THE UNITED KINGDOM.	TOTAL FROM PORTS IN ENGLAND AND WALES.	PRINCIPAL PORTS IN				
			LONDON.	LIVERPOOL.	HULL.	NEWCASTLE.	SOUTHAMPTON.
Alkali: Soda - - - - - <i>Cwts.</i>	2,572,794	2,441,618	209,561	1,135,617	54,771	950,068	71
Apparel - - - - - <i>Value £</i>	2,639,012	2,557,928	1,743,109	472,129	3,015	249	307,144
Arms and Ammunition:							
Fire-arms (small) - - - - <i>No.</i>	291,035	281,390	121,012	105,868	9,127	1	19,103
Gunpowder - - - - - <i>Lbs.</i>	16,833,723	13,841,964	7,911,401	5,094,568	—	40,541	—
Beer and Ale - - - - - <i>Barrels</i>	561,907	503,945	395,677	92,109	501	52	7,127
Butter - - - - - <i>Cwts.</i>	64,333	43,341	8,934	31,940	71	127	2,162
Candles, Stearine - - - - <i>Lbs.</i>	3,222,585	3,203,743	2,957,525	169,681	—	216	15,943
Coals, Cinders, and Culm - - <i>Tons</i>	9,170,477	8,180,898	73,131	637,750	202,813	2,434,442	192
Cotton Yarn - - - - - <i>Lbs.</i>	103,533,609	97,746,534	5,731,196	37,344,463	37,406,978	2,946	129,105
Cotton Manufactures:							
Piece Goods - - - - - <i>Yards</i>	2,014,303,716	1,887,176,203	310,370,162	1,413,447,874	54,333,666	13,011	45,541,773
Hosiery and Small Wares - - <i>Value £</i>	2,047,021	1,897,489	279,141	1,262,709	234,172	803	28,113
Drugs and Chemical Products - - - - - "	919,256	795,731	454,699	173,564	46,403	20,979	51,202
Earthenware and Porcelain - - <i>Packages</i>	240,719	223,562	37,039	155,954	7,327	6,408	313
Fish, Herrings - - - - - <i>Barrels</i>	352,250	37,398	17,835	3,275	255	106	1,333
Glass of all Kinds - - - - - <i>Value £</i>	744,594	694,281	378,353	258,010	17,048	15,577	3,881
Haberdashery and Millinery - - - - - "	5,030,740	4,814,548	1,770,821	2,000,900	103,540	565	706,273
Hardwares and Cutlery, of all Sorts - - - - - "	4,326,741	4,296,645	1,026,518	1,995,669	813,467	5,315	216,765
Leather:							
Tanned, Unwrought - - - - <i>Cwts.</i>	42,754	42,221	24,684	6,715	993	889	563
Wrought - - - - - <i>Value £</i>	1,702,404	1,686,618	1,118,353	323,425	17,224	101	193,095
" Saddlery and Harness - - - - - "	350,531	341,405	233,024	88,962	1,991	5	14,517
Linen Yarn - - - - - <i>Lbs.</i>	36,796,673	29,377,854	8,046,109	12,335,393	7,594,649	—	5,600
Linen Manufactures:							
Piece Goods - - - - - <i>Yards</i>	247,006,491	206,383,743	16,611,248	179,296,238	6,152,748	317,070	1,291,350
Thread, Tapes, and Small Wares - <i>Value £</i>	630,666	612,874	40,007	222,663	345,097	123	101
Machinery and Millwork - - - - - "	5,222,633	4,762,374	1,099,020	1,613,981	1,338,866	58,683	31,860
Metals:							
Iron—Pig, Bar, Bolt, Wire, and Cast - <i>Tons</i>	917,357	511,784	72,159*	177,468	29,978	25,277	273
" Railroad - - - - - "	434,300	381,681	51,952	59,938	11,204	9,287	92
" Of all other Kinds - - - - - "	241,975	227,937	75,344	99,179	32,416	7,437	147
Steel, Unwrought - - - - - "	23,877	23,844	1,345	13,816	6,045	36	—
Copper, Unwrought - - - - - <i>Cwts.</i>	111,386	109,599	33,220	12,258	3,402	1,765	1,700
" Part Wrought, and Wrought - - - - - "	520,788	512,242	252,543	204,103	16,111	1,016	1,481
Lead and Shot - - - - - <i>Tons</i>	27,278	27,054	18,219	4,314	558	1,844	82
Tin, Unwrought - - - - - <i>Cwts.</i>	103,715	103,378	36,030	48,237	98	188	4,207
" Plates - - - - - "	1,254,367	1,247,906	146,988	993,269	10,548	1,311	869
Oil, Seed - - - - - <i>Gallons</i>	11,120,657	10,987,226	4,050,488	961,331	5,387,126	62,439	82,940
Painters' Colours - - - - - <i>Value £</i>	473,051	437,778	268,243	73,944	24,688	29,634	9,809
Paper (except Hangings) - - - - <i>Cwts.</i>	141,075	127,313	92,185	27,046	784	1,886	438
Salt - - - - - <i>Tons</i>	579,050	576,053	12,132	483,707	14,266	5	—
Silk, Thrown, and Yarn - - - - <i>Lbs.</i>	809,917	807,592	367,007	91,783	209,501	—	—
" Manufactures - - - - - <i>Value £</i>	1,404,381	1,382,380	211,242	492,802	67,107	8	371,750
Spirits, British and Irish - - - - <i>Gallons</i>	1,987,767	794,492	291,067	319,059	1,485	128	1,316
Sugar, Refined - - - - - <i>Cwts.</i>	165,131	160,615	93,473	66,690	—	193	190
Wool, Sheep and Lambs' - - - - <i>Lbs.</i>	9,056,942	8,907,373	2,142,843	358,592	1,962,506	—	39,312
Woollen and Worsted Yarn - - - - - "	31,671,254	31,395,363	84,103	170,733	16,132,404	—	468
Woollen Manufactures:							
Cloths of all Kinds - - - - - <i>Yards</i>	25,615,689	25,272,822	3,546,597	19,513,953	903,606	50	382,472
Worsted and Mixed Stuffs - - - - - "	233,078,142	229,482,807	39,667,994	122,290,677	23,086,031	843	179,092
Flannels, Carpets, &c. - - - - - "	20,512,487	19,786,375	6,159,892	11,764,748	744,781	1,569	566,720
Hosiery and other Goods - - - - - <i>Value £</i>	655,669	599,995	224,653	303,015	38,657	177	6,024

ENGLAND AND WALES.

PRINCIPAL ARTICLES.

HARTLEPOOL.	CARDIFF.	FOLKESTONE.	GRIMSBY.	NEWPORT.	SWANSEA.	BRISTOL.	
68,632	240	—	2,952	100	2,087	1,191	<i>Cwts.</i> Alkali : Soda.
270	215	11,321	15	6	135	2,420	<i>Value £</i> Apparel.
—	700	9	—	—	—	23,245	Arms and Ammunition :
—	6,720	—	100,100	24,500	136,200	574,156	<i>No.</i> Fire-arms (small).
7	32	773	182	11	64	35	<i>Lbs.</i> Gunpowder.
—	6	—	—	1	—	—	<i>Barrels</i> Beer and Ale.
—	—	—	3,440	150	—	300	<i>Cwts.</i> Butter.
570,802	1,452,741	—	172,097	292,700	528,315	10,085	<i>Lbs.</i> Candles, Stearine.
6,430,725	—	954,982	7,077,802	—	330	—	<i>Tons</i> Coals, Cinders, and Culm.
4,797,332	3,940	5,972,780	46,369,619	900	60,356	1,365,530	<i>Lbs.</i> Cotton Yarn.
5,662	—	65,920	1,732	—	25	62	Cotton Manufactures :
290	1,223	2,458	2,642	46	289	5,174	<i>Yards</i> Piece Goods.
1,583	879	1,176	3,995	1	400	398	<i>Value £</i> Hosiery and Small Wares.
133	—	—	—	—	—	—	„ Drugs and Chemical Products.
310	236	5,887	1,094	16	222	792	<i>Packages</i> Earthenware and Porcelain.
—	—	113,633	24	—	54	218	<i>Barrels</i> Fish, Herrings.
6,095	900	144,071	5,411	658	720	4,012	<i>Value £</i> Glass of all Kinds.
86	—	2,958	52	3	1	12	„ Haberdashery and Millinery.
10	109	26,479	522	—	36	411	„ Hardwares and Cutlery, of all Sorts.
8	44	233	40	—	94	615	Leather :
477,698	—	523,550	14,306	—	—	—	<i>Cwts.</i> Tanned, Unwrought.
495,464	2,916	1,349,440	586,992	—	2,042	3,934	<i>Value £</i> Wrought.
1,202	105	—	91	—	60	720	„ „ Saddlery and Harness.
115,940	1,239	21,867	152,363	5,135	12,858	69,509	<i>Lbs.</i> Linen Yarn.
41,320	36,183	—	4,076	2,200	4,704	1,366	Linen Manufactures :
181	128,353	—	31	81,115	4,033	10,328	<i>Yards</i> Piece Goods.
4,126	4,724	93	1,106	1,263	1,225	692	<i>Value £</i> Thread, Tapes, and Small Wares.
42	—	627	835	6	12	3	„ Machinery and Millwork.
9,380	—	—	—	—	41,840	2,700	Metals :
6,540	500	1	5	43	27,800	60	<i>Tons</i> Iron—Pig, Bar, Bolt, Wire, and Cast.
11	4	—	12	1	61	25	„ „ Railroad.
10	—	—	8	—	212	7	„ „ Of all other Kinds.
123	5,876	—	516	12	76,369	3,622	„ Steel, Unwrought.
—	—	48,873	209,281	—	815	2,885	<i>Cwts.</i> Copper, Unwrought.
988	82	21,343	182	100	308	590	„ „ Part Wrought, & Wrought.
21	7	2,159	39	—	4	11	<i>Tons</i> Lead and Shot.
820	—	30	5,167	640	250	2,247	<i>Cwts.</i> Tin, Unwrought.
12,161	—	116,190	6,396	—	—	—	„ „ Plates.
1,553	—	122,961	81,401	—	—	230	<i>Gallons</i> Oil, Seed.
43	—	285	—	—	45	265	<i>Value £</i> Painters' Colours.
—	5	—	18	—	42	4	<i>Cwts.</i> Paper (except Hangings).
1,455,924	—	429,900	1,857,541	—	—	—	<i>Tons</i> Salt.
4,114,769	—	1,511,764	8,977,930	—	—	—	<i>Lbs.</i> Silk, Thrown, and Yarn.
—	—	755,607	—	32	—	2,821	<i>Value £</i> „ Manufactures.
2,971,714	352	10,333,458	30,699,321	—	144	3,191	<i>Gallons</i> Spirits, British and Irish.
5,155	—	329,713	700	—	—	3,900	<i>Cwts.</i> Sugar, Refined.
242	—	12,314	163	14	—	460	<i>Lbs.</i> Wool, Sheep and Lambs'.
—	—	—	—	—	—	—	„ Woollen and Worsted Yarn.
—	—	—	—	—	—	—	Woollen Manufactures :
—	—	—	—	—	—	—	<i>Yards</i> Cloths of all Kinds.
—	—	—	—	—	—	—	„ Worsted and Mixed Stuffs.
—	—	—	—	—	—	—	„ Flannels, Carpets, &c.
—	—	—	—	—	—	—	<i>Value £</i> Hosiery and other Goods.

EXPORTS AT PRINCIPAL PORTS.
(QUANTITIES OF THE PRODUCE OF THE
UNITED KINGDOM.)

No. 39.—Continued.

YEAR 1865.

PRINCIPAL ARTICLES.	TOTAL FROM PORTS IN SCOTLAND.	PRINCIPAL PORTS IN SCOTLAND.					
		GLASGOW.	LEITH.	GREENOCK.	GRANGEMOUTH.	ARDROSSAN and TROON.	DUNDEE.
Alkali : Soda - - - - Cwts.	131,176	72,979	35,475	1,411	18,973	2,292	46
Apparel - - - - Value £	80,519	72,149	2,178	6,037	—	—	22
Arms and Ammunition :							
Fire-arms (small) - - - No.	9,645	9,563	—	82	—	—	—
Gunpowder - - - - lbs.	2,991,759	166,866	160,150	2,663,293	—	—	—
Beer and Ale - - - - Barrels	56,797	50,099	3,035	3,391	112	113	8
Butter - - - - Cwts.	504	302	—	195	—	—	—
Candles, Stearine - - - lbs.	18,842	18,786	—	—	56	—	—
Coals, Cinders, and Culm - - Tons	987,982	88,851	87,144	82,508	118,036	189,337	37,535
Cotton Yarn - - - - lbs.	5,787,075	5,642,490	144,585	—	—	—	—
Cotton Manufactures :							
Piece Goods - - - - Yards	126,912,955	122,164,428	2,823,235	1,251,014	220,995	97,106	14,993
Hosiery and Small Wares - - Value £	149,274	143,797	1,826	1,338	1,870	379	—
Drugs and Chemical Products - - "	123,525	59,115	44,352	736	18,561	435	—
Earthenware and Porcelain - - Packages	17,153	15,493	854	341	16	61	—
Fish, Herrings - - - - Barrels	314,852	820	19,471	425	272	—	320
Glass of all Kinds - - - - Value £	50,231	43,831	3,864	2,374	15	132	2
Haberdashery and Millinery - - "	216,192	188,526	7,801	19,642	12	—	2
Hardwares and Cutlery, of all Sorts - "	29,906	23,060	5,481	1,036	33	55	6
Leather, Tanned, Unwrought - Cwts.	452	336	58	43	—	—	14
" Wrought - - - - Value £	15,536	10,524	138	4,867	—	—	7
" Saddlery and Harness "	9,126	8,447	16	655	—	8	—
Linen Yarn - - - - lbs.	7,389,587	509,569	6,798,284	—	18,880	—	62,854
Linen Manufactures :							
Piece Goods - - - - Yards	40,602,410	31,795,508	7,206,186	636,106	74,460	29,450	779,700
Thread, Tapes, and Small Wares - Value £	17,752	15,833	892	948	8	12	—
Machinery and Millwork - - - "	459,259	339,792	101,191	9,943	4,404	306	3,041
Metals :							
Iron—Pig, Bar, Bolt, Wire, and Cast - Tons	401,134	124,663	135,038	6,331	54,565	65,056	1
" Railroad - - - - "	52,619	51,493	8	664	—	19	—
" Of all other Kinds - - - - "	13,332	11,814	603	788	68	17	—
Steel, Unwrought - - - - Cwts.	33	27	3	—	—	3	—
Copper, Unwrought - - - - "	1,787	866	577	—	344	—	—
" Part Wrought, and Wrought "	8,546	8,214	52	215	—	—	61
Lead and Shot - - - - Tons	217	185	24	7	—	1	—
Tin, Unwrought - - - - Cwts.	337	323	1	—	4	—	—
" Plates - - - - - "	6,461	6,266	59	60	36	—	—
Oil, Seed - - - - Gallons	133,431	23,453	97,602	11,947	60	200	—
Painters' Colours - - - - Value £	35,273	20,347	12,309	933	1,420	99	—
Paper (except Hangings) - - - Cwts.	13,738	10,021	2,199	1,468	—	4	39
Salt - - - - Tons	1,344	872	170	295	—	—	—
Silk, Thrown, and Yarn - - - lbs.	2,325	2,325	—	—	—	—	—
" Manufactures - - - - Value £	22,001	20,951	284	502	223	—	—
Spirits, British and Irish - - - Gallons	1,177,816	1,146,755	11,822	17,449	430	390	536
Sugar, Refined - - - - Cwts.	4,515	4,410	43	62	—	—	—
Wool, Sheep and Lambs' - - - lbs.	149,569	—	149,569	—	—	—	—
Woollen and Worsted Yarn - - - "	275,891	37,419	232,692	5,780	—	—	—
Woollen Manufactures :							
Cloths of all Kinds - - - - Yards	342,147	235,959	9,435	90,403	—	3,950	—
Worsted and Mixed Stuffs - - - "	3,595,335	3,542,116	13,468	38,807	—	944	—
Flannels, Carpets, &c. - - - - "	724,000	660,227	32,404	21,954	3,733	—	—
Hosiery and other Goods - - - - Value £	55,673	49,295	4,421	1,948	—	—	—

YEAR 1865.

No. 39.—Continued.

PRINCIPAL ARTICLES.	TOTAL FROM PORTS IN IRELAND.	PRINCIPAL PORTS IN IRELAND.					
		CORK.	GALWAY.	DUBLIN.	LONDONDERRY.	BELFAST.	WATERFORD.
Alkali: Soda - - - - <i>Cwts.</i>	—	—	—	—	—	—	—
Apparel - - - - <i>Value £</i>	565	565	—	—	—	—	—
Arms and Ammunition:							
Fire-arms (small) - - - <i>No.</i>	—	—	—	—	—	—	—
Gunpowder - - - - <i>Lbs.</i>	—	—	—	—	—	—	—
Beer and Ale - - - - <i>Barrels</i>	1,165	1,138	—	27	—	—	—
Butter - - - - <i>Cwts.</i>	20,488	20,480	—	—	—	—	—
Candles, Stearine - - - <i>Lbs.</i>	—	—	—	—	—	—	—
Coals, Cinders, and Culm - - <i>Tons</i>	1,597	324	—	447	—	—	236
Cotton Yarn - - - - <i>Lbs.</i>	—	—	—	—	—	—	—
Cotton Manufactures:							
Piece Goods - - - - <i>Yards</i>	214,558	214,558	—	—	—	—	—
Hosiery and Small Wares - - <i>Value £</i>	258	258	—	—	—	—	—
Drugs and Chemical Products - - "	—	—	—	—	—	—	—
Earthenware and Porcelain - - <i>Packages</i>	4	4	—	—	—	—	—
Fish, Herrings - - - - <i>Barrels</i>	—	—	—	—	—	—	—
Glass of all Kinds - - - - <i>Value £</i>	82	82	—	—	—	—	—
Haberdashery and Millinery - - "	—	—	—	—	—	—	—
Hardware and Cutlery, of all Sorts - "	190	15	—	—	—	—	—
Leather, Tanned, Unwrought - - <i>Cwts.</i>	81	31	—	50	—	—	—
" Wrought - - - - <i>Value £</i>	250	—	—	—	—	—	—
" " Saddlery and Harness "	—	—	—	—	—	—	—
Linen Yarn - - - - <i>Lbs.</i>	29,232	—	—	—	—	29,232	—
Linen Manufactures:							
Piece Goods - - - - <i>Yards</i>	20,338	16,170	—	—	—	4,168	—
Thread, Tapes, and Small Wares - <i>Value £</i>	40	40	—	—	—	—	—
Machinery and Millwork - - - "	1,000	—	—	—	—	1,000	—
Metals:							
Iron—Pig, Bar, Bolt, Wire, and Cast <i>Tons</i>	4,439	1	—	—	4,437	1	—
" Railroad - - - - "	—	—	—	—	—	—	—
" Of all other Kinds - - - "	706	14	—	602	90	—	—
Steel, Unwrought - - - - "	—	—	—	—	—	—	—
Copper, Unwrought - - - <i>Cwts.</i>	—	—	—	—	—	—	—
" Part Wrought, and Wrought "	—	—	—	—	—	—	—
Lead and Shot - - - - <i>Tons</i>	7	7	—	—	—	—	—
Tin, Unwrought - - - - <i>Cwts.</i>	—	—	—	—	—	—	—
" Plates - - - - "	—	—	—	—	—	—	—
Oil, Seed - - - - <i>Gallons</i>	—	—	—	—	—	—	—
Painters' Colours - - - - <i>Value £</i>	—	—	—	—	—	—	—
Paper, except Hangings - - - <i>Cwts.</i>	24	24	—	—	—	—	—
Salt - - - - <i>Tons</i>	1,653	—	—	—	562	779	—
Silk, Thrown and Yarn - - - <i>Lbs.</i>	—	—	—	—	—	—	—
" Manufactures - - - - <i>Value £</i>	—	—	—	—	—	—	—
Spirits, British and Irish - - <i>Gallons</i>	15,459	7,900	2,554	18	4,984	3	—
Sugar, Refined - - - - <i>Cwts.</i>	1	—	1	—	—	—	—
Wool, Sheep and Lambs' - - - <i>Lbs.</i>	—	—	—	—	—	—	—
Woollen and Worsted Yarn - - - "	—	—	—	—	—	—	—
Woollen Manufactures:							
Cloths of all Kinds - - - <i>Yards</i>	720	720	—	—	—	—	—
Worsted and Mixed Stuffs - - - "	—	—	—	—	—	—	—
Flannels, Carpets, &c. - - - "	2,112	1,800	—	—	—	312	—
Hosiery and other Goods - - - <i>Value £</i>	1	1	—	—	—	—	—

EXPORTS AT PRINCIPAL PORTS.
(DECLARED REAL VALUE OF THE PRODUCE OF THE
UNITED KINGDOM.)

YEAR 1865.

No. 39.—Continued.

PRINCIPAL ARTICLES.	TOTAL FROM THE UNITED KINGDOM.	TOTAL FROM PORTS IN ENGLAND AND WALES.	PRINCIPAL PORTS IN				
			LONDON.	LIVERPOOL.	HULL.	NEWCASTLE.	SOUTHAMPTON.
	£	£	£	£	£	£	£
Alkali : Soda - - - - -	1,123,946	1,070,251	100,680	517,344	32,691	359,168	20
Apparel - - - - -	2,639,012	2,557,928	1,743,109	472,129	3,015	249	307,144
Arms and Ammunition :							
Fire-arms (small) - - - - -	424,860	420,781	204,317	109,503	34,588	4	58,887
Gunpowder - - - - -	457,078	383,933	248,130	117,588	—	792	—
Beer and Ale - - - - -	2,060,976	1,812,473	1,333,247	429,933	1,918	166	22,904
Butter - - - - -	333,228	228,523	47,950	166,662	297	618	12,570
Candles, Stearine - - - - -	110,575	109,886	100,007	6,333	—	9	534
Coals, Cinders, and Culm - - - - -	4,427,177	3,944,150	69,536	397,718	97,671	1,100,839	156
Cotton Yarn - - - - -	10,342,737	9,689,582	655,833	3,160,406	3,812,380	193	14,283
Cotton Manufactures :							
Piece Goods - - - - -	44,876,363	41,867,220	6,936,093	30,826,243	1,523,828	513	999,954
Hosiery and Small Wares - - - - -	2,047,021	1,897,489	279,141	1,262,709	234,172	803	28,113
Drugs and Chemical Products - - - - -	919,256	795,731	454,699	173,564	46,403	20,979	51,202
Earthenware and Porcelain - - - - -	1,442,197	1,362,772	258,034	899,914	61,961	31,898	2,630
Fish, Herrings - - - - -	500,233	44,786	20,299	4,284	433	76	1,733
Glass of all Kinds - - - - -	744,594	694,281	378,353	258,010	17,048	15,577	3,881
Haberdashery and Millinery - - - - -	5,030,740	4,814,548	1,770,821	2,000,900	103,540	565	706,273
Hardwares and Cutlery, of all Sorts - - - - -	4,326,741	4,296,645	1,026,518	1,995,669	813,467	5,315	216,765
Leather, Tanned, Unwrought - - - - -	409,249	404,583	243,756	74,459	11,007	5,665	5,282
" Wrought - - - - -	1,702,404	1,686,618	1,118,353	323,425	17,224	101	193,095
" " Saddlery and Harness - - - - -	350,531	341,405	233,024	88,962	1,991	5	14,517
Linen Yarn - - - - -	2,535,321	2,065,847	440,023	774,458	679,146	—	350
Linen Manufactures :							
Piece Goods - - - - -	8,526,324	7,254,431	654,738	6,008,808	355,889	6,785	68,706
Thread, Tapes, and Small Wares - - - - -	630,666	612,874	40,007	222,663	345,097	123	101
Machinery and Millwork - - - - -	5,222,633	4,762,374	1,099,020	1,613,981	1,338,866	58,683	31,860
Metals :							
Iron—Pig, Bar, Bolt, Wire, and Cast - - - - -	5,065,914	3,642,425	720,982	1,491,584	341,228	132,298	3,604
" Railroad - - - - -	3,550,563	3,302,821	499,725	630,627	187,477	63,333	1,910
" Of all other Kinds - - - - -	4,072,753	3,804,341	1,457,709	1,519,335	471,707	119,454	3,531
Steel, Unwrought - - - - -	782,129	780,910	39,516	446,475	207,581	1,298	—
Copper, Unwrought - - - - -	496,148	487,246	152,146	54,653	16,220	7,459	7,335
" Part Wrought, and Wrought - - - - -	2,434,062	2,397,430	1,154,336	990,357	68,960	4,178	6,289
Lead and Shot - - - - -	581,684	576,958	391,336	92,572	12,849	37,586	1,994
Tin, Unwrought - - - - -	498,570	496,944	173,483	221,199	479	940	21,131
" Plates - - - - -	1,481,098	1,472,713	195,304	1,151,998	13,963	1,882	1,283
Oil, Seed - - - - -	1,547,683	1,527,231	568,273	139,188	727,652	8,116	11,277
Painters' Colours - - - - -	473,051	437,778	£,243	73,944	24,688	29,634	9,809
Paper (except Hangings) - - - - -	447,741	407,888	305,916	81,691	2,790	2,531	3,201
Salt - - - - -	274,631	272,708	16,012	220,121	10,163	11	—
Silk, Thrown, and Yarn - - - - -	767,058	765,175	441,402	94,254	148,006	—	—
" Manufactures - - - - -	1,404,381	1,382,380	211,242	492,802	67,107	8	371,750
Spirits, British and Irish - - - - -	244,104	94,949	31,940	40,165	193	19	163
Sugar, Refined - - - - -	249,677	241,271	142,270	98,149	—	434	290
Wool, Sheep and Lambs' - - - - -	901,660	887,701	195,350	31,943	197,869	—	2,593
Woollen and Worsted Yarn - - - - -	5,429,504	5,388,776	15,516	24,543	2,789,396	—	82
Woollen Manufactures :							
Cloths of all Kinds - - - - -	4,023,954	3,973,436	717,599	2,782,937	156,774	16	85,033
Worsted and Mixed Stuffs - - - - -	13,360,527	13,194,780	2,540,024	5,477,192	1,470,902	67	10,144
Flannels, Carpets, &c. - - - - -	2,064,580	2,008,437	572,841	1,226,289	107,183	177	58,902
Hosiery and other Goods - - - - -	655,669	599,995	224,653	303,015	38,657	177	6,024
All Other Articles - - - - -	13,844,722	12,730,486	6,518,212	3,476,075	677,732	226,718	664,804
TOTAL DECLARED REAL VALUE -	165,835,725	153,993,890	37,009,718	73,066,773	17,272,208	2,245,462	4,012,109

ENGLAND AND WALES.							PRINCIPAL ARTICLES.
HARTLEPOOL.	CARDIFF.	FOLKESTONE.	GRIMSBY.	NEWPORT.	SWANSEA.	BRISTOL.	
£	£	£	£	£	£	£	
50,752	53	—	2,859	40	643	803	Alkali : Soda.
270	215	11,321	15	6	135	2,420	Apparel.
—	875	87	—	—	—	9,803	Arms and Ammunition : Fire-arms (small).
—	336	—	606	585	2,928	12,038	Gunpowder.
19	74	1,793	801	49	336	142	Beer and Ale.
—	23	—	—	3	—	—	Butter.
—	—	—	146	5	—	8	Candles, Stearine.
213,582	826,609	—	86,075	152,428	275,005	6,109	Coals, Cinders, and Culm.
880,668	—	199,980	696,280	—	32	—	Cotton Yarn.
192,127	96	255,384	945,682	26	1,089	29,114	Cotton Manufactures : Piece Goods.
5,662	—	65,920	1,732	—	25	62	Hosiery and Small Wares.
290	1,223	2,458	2,642	46	289	5,174	Drugs and Chemical Products.
9,481	6,499	9,385	17,319	11	2,034	1,978	Earthenware and Porcelain.
104	—	—	—	—	—	—	Fish, Herrings.
310	236	5,887	1,094	16	222	792	Glass of all Kinds.
—	—	113,633	24	—	54	218	Haberdashery and Millinery.
6,095	900	144,071	5,411	658	720	4,012	Hardwares and Cutlery, of all Sorts.
573	—	23,659	356	25	11	87	Leather, Tanned, Unwrought.
10	109	26,479	522	—	36	411	„ Wrought.
8	44	233	40	—	94	615	„ „ Saddlery and Harness.
67,402	—	50,450	1,435	—	—	—	Linen Yarn.
24,839	93	91,776	28,273	—	81	260	Linen Manufactures : Piece Goods.
1,202	105	—	91	—	60	720	Thread, Tapes, and Small Wares.
115,940	1,239	21,867	152,363	5,135	12,858	69,509	Machinery and Millwork.
147,882	267,737	—	42,990	14,674	35,259	10,649	Metals :
1,930	986,767	—	953	624,184	32,684	77,754	Iron—Pig, Bar, Bolt, Wire, and Cast.
49,314	61,510	3,989	13,020	21,653	19,870	8,996	„ Railroad.
1,180	—	19,198	33,041	337	552	139	„ Of all other Kinds.
41,994	—	—	—	—	182,481	13,995	Steel, Unwrought.
29,936	1,968	19	29	216	131,064	447	Copper, Unwrought.
247	111	—	355	22	1,246	696	„ Part Wrought, and Wrought.
56	—	—	43	—	1,169	33	Lead and Shot.
362	8,087	—	629	15	88,151	4,134	Tin, Unwrought.
—	—	6,642	35,921	—	111	487	„ Plates.
988	82	21,343	182	100	308	590	Oil, Seed.
41	8	8,163	164	—	32	7	Painters' Colours.
760	—	10	3,616	416	179	1,531	Paper (except Hangings).
10,171	—	62,080	2,213	—	—	—	Salt.
1,553	—	122,961	81,401	—	—	230	Silk, Thrown, and Yarn.
9	—	36	—	—	6	34	„ Manufactures.
—	14	—	26	—	82	6	Spirits, British and Irish.
162,527	—	46,370	189,558	—	—	—	Sugar, Refined.
649,919	—	347,625	1,495,771	—	—	—	Wool, Sheep and Lambs'.
—	—	145,966	—	16	—	518	Woollen and Worsted Yarn.
152,399	22	574,577	2,954,487	—	11	261	Woollen Manufactures : Cloths of all Kinds.
896	—	37,473	100	—	—	240	Worsted and Mixed Stuffs.
242	—	12,314	163	14	—	460	Flannels, Carpets, &c.
81,906	25,883	331,125	17,719	13,099	60,989	26,485	Hosiery and other Goods.
							All Other Articles.
2,903,646	2,190,918	2,764,274	6,816,147	833,779	850,846	291,967	TOTAL DECLARED REAL VALUE.

EXPORTS AT PRINCIPAL PORTS.
(DECLARED REAL VALUE OF THE PRODUCE OF THE
UNITED KINGDOM.)

YEAR 1865.

No. 39.—Continued.

PRINCIPAL ARTICLES.	TOTAL FROM PORTS IN SCOTLAND.	PRINCIPAL PORTS IN SCOTLAND.					
		GLASGOW.	LEITH.	GREENOCK.	GRANGEMOUTH.	ARDROSSAN and TROON.	DUNDEE.
	£	£	£	£	£	£	£
Alkali: Soda - - - - -	53,695	27,880	16,068	429	8,544	742	32
Apparel - - - - -	80,519	72,149	2,178	6,037	—	—	22
Arms and Ammunition:							
Fire-arms (small) - - - - -	4,079	3,698	—	381	—	—	—
Gunpowder - - - - -	73,145	3,748	3,642	65,713	—	—	—
Beer and Ale - - - - -	245,823	219,054	12,376	13,265	524	413	26
Butter - - - - -	2,263	1,572	—	680	—	—	—
Candles, Stearine - - - - -	689	687	—	—	2	—	—
Coals, Cinders, and Culm - - - - -	481,984	45,602	89,836	34,404	44,247	68,180	17,431
Cotton Yarn - - - - -	653,155	641,345	11,810	—	—	—	—
Cotton Manufactures:							
Piece Goods - - - - -	3,004,909	2,879,337	71,386	30,437	4,805	2,479	511
Hosiery and Small Wares - - - - -	149,274	143,797	1,826	1,338	1,870	379	—
Drugs and Chemical Products - - - - -	123,525	59,115	44,352	736	18,561	435	—
Earthenware and Porcelain - - - - -	79,400	70,828	4,399	2,034	72	303	—
Fish, Herrings - - - - -	455,447	1,533	31,590	1,074	322	—	529
Glass of all Kinds - - - - -	50,231	43,831	3,864	2,374	15	132	2
Haberdashery and Millinery - - - - -	216,192	188,526	7,801	19,642	12	—	2
Hardwares and Cutlery, of all Sorts - - - - -	29,906	23,060	5,481	1,036	33	55	6
Leather, Tanned, Unwrought - - - - -	4,068	3,231	269	348	—	—	211
" Wrought - - - - -	15,536	10,524	138	4,867	—	—	7
" " Saddlery and Harness - - - - -	9,126	8,447	16	655	—	8	—
Linen Yarn - - - - -	468,368	31,603	432,372	—	1,294	—	3,099
Linen Manufactures:							
Piece Goods - - - - -	1,271,396	982,581	249,206	21,929	2,472	1,075	11,575
Thread, Tapes, and Small Wares - - - - -	17,752	15,833	892	948	8	12	—
Machinery and Millwork - - - - -	459,259	339,792	101,191	9,943	4,404	306	3,041
Metals:							
Iron—Pig, Bar, Bolt, Wire, and Cast - - - - -	1,411,438	564,989	402,527	29,053	177,514	191,454	5
" Railroad - - - - -	247,742	240,544	222	4,260	—	192	—
" Of all other Kinds - - - - -	265,353	238,183	12,244	12,805	630	380	—
Steel, Unwrought - - - - -	1,219	879	280	—	—	60	—
Copper, Unwrought - - - - -	8,902	4,011	3,243	—	1,648	—	—
" Part Wrought, and Wrought - - - - -	36,632	35,366	246	787	—	—	215
Lead and Shot - - - - -	4,576	3,877	528	147	—	24	—
Tin, Unwrought - - - - -	1,626	1,553	5	—	18	—	—
" Plates - - - - -	8,385	8,069	91	127	38	—	—
Oil, Seed - - - - -	20,452	4,296	13,982	2,080	15	50	—
Painters' Colours - - - - -	35,273	20,434	12,309	933	1,420	99	—
Paper (except Hangings) - - - - -	39,817	34,357	2,843	2,498	—	5	92
Salt - - - - -	1,053	637	157	253	—	—	—
Silk, Thrown, and Yarn - - - - -	1,883	1,883	—	—	—	—	—
" Manufactures - - - - -	22,001	20,951	284	502	223	—	—
Spirits, British and Irish - - - - -	147,314	143,398	1,483	2,181	65	62	73
Sugar, Refined - - - - -	8,404	8,219	85	100	—	—	—
Wool, Sheep and Lambs' - - - - -	13,959	—	13,959	—	—	—	—
Woollen and Worsted Yarn - - - - -	40,728	4,972	34,923	833	—	—	—
Woollen Manufactures:							
Cloths of all Kinds - - - - -	50,446	42,956	1,815	5,158	—	126	—
Worsted and Mixed Stuffs - - - - -	165,747	161,790	1,158	2,709	—	90	—
Flannels, Carpets, &c. - - - - -	56,058	47,644	5,060	2,782	218	—	—
Hosiery and other Goods - - - - -	55,673	49,295	4,421	1,948	—	—	—
All Other Articles - - - - -	1,083,855	442,248	436,659	52,111	26,743	3,492	37,038
TOTAL DECLARED REAL VALUE -	11,633,277	7,898,324	2,039,217	339,537	295,717	270,553	73,917

PRINCIPAL ARTICLES.	TOTAL FROM PORTS IN IRELAND.	PRINCIPAL PORTS IN IRELAND.					
		CORK.	GALWAY.	DUBLIN.	LONDONDERRY.	BELFAST.	WATERFORD.
	£	£	£	£	£	£	£
Alkali : Soda - - - - -	—	—	—	—	—	—	—
Apparel - - - - -	565	565	—	—	—	—	—
Arms and Ammunition :							
Fire-arms (small) - - - - -	—	—	—	—	—	—	—
Gunpowder - - - - -	—	—	—	—	—	—	—
Beer and Ale - - - - -	2,680	2,598	—	82	—	—	—
Butter - - - - -	102,442	102,407	—	—	—	—	—
Candles, Stearine - - - - -	—	—	—	—	—	—	—
Coals, Cinders, and Culm - - - - -	1,043	253	—	285	—	—	177
Cotton Yarn - - - - -	—	—	—	—	—	—	—
Cotton Manufactures :							
Piece Goods - - - - -	4,234	4,234	—	—	—	—	—
Hosiery and Small Wares - - - - -	258	258	—	—	—	—	—
Drugs and Chemical Products - - - - -	—	—	—	—	—	—	—
Earthenware and Porcelain - - - - -	25	25	—	—	—	—	—
Fish, Herrings - - - - -	—	—	—	—	—	—	—
Glass of all Kinds - - - - -	82	82	—	—	—	—	—
Haberdashery and Millinery - - - - -	—	—	—	—	—	—	—
Hardware and Cutlery, of all Sorts - - - - -	190	15	—	—	—	—	—
Leather, Tanned, Unwrought - - - - -	598	188	—	410	—	—	—
„ Wrought - - - - -	250	—	—	—	—	—	—
„ „ Saddlery and Harness - - - - -	—	—	—	—	—	—	—
Linen Yarn - - - - -	1,106	—	—	—	—	1,106	—
Linen Manufactures :							
Piece Goods - - - - -	497	391	—	—	—	106	—
Thread, Tapes, and Small Wares - - - - -	40	40	—	—	—	—	—
Machinery and Millwork - - - - -	1,000	—	—	—	—	1,000	—
Metals :							
Iron—Pig, Bar, Bolt, Wire, and Cast - - - - -	12,051	8	—	—	12,028	15	—
„ Railroad - - - - -	—	—	—	—	—	—	—
„ Of all other Kinds - - - - -	3,059	279	—	2,420	360	—	—
Steel, Unwrought - - - - -	—	—	—	—	—	—	—
Copper, Unwrought - - - - -	—	—	—	—	—	—	—
„ Part Wrought, and Wrought - - - - -	—	—	—	—	—	—	—
Lead and Shot - - - - -	150	150	—	—	—	—	—
Tin, Unwrought - - - - -	—	—	—	—	—	—	—
„ Plates - - - - -	—	—	—	—	—	—	—
Oil, Seed - - - - -	—	—	—	—	—	—	—
Painters' Colours - - - - -	—	—	—	—	—	—	—
Paper (except Hangings) - - - - -	36	36	—	—	—	—	—
Salt - - - - -	870	—	—	—	298	272	—
Silk, Thrown, and Yarn - - - - -	—	—	—	—	—	—	—
„ Manufactures - - - - -	—	—	—	—	—	—	—
Spirits, British and Irish - - - - -	1,841	895	320	2	623	1	—
Sugar, Refined - - - - -	2	—	2	—	—	—	—
Wool, Sheep and Lambs' - - - - -	—	—	—	—	—	—	—
Woollen and Worsted Yarn - - - - -	—	—	—	—	—	—	—
Woollen Manufactures :							
Cloths of all Kinds - - - - -	72	72	—	—	—	—	—
Worsted and Mixed Stuffs - - - - -	—	—	—	—	—	—	—
Flannels, Carpets, &c. - - - - -	85	60	—	—	—	25	—
Hosiery and other Goods - - - - -	1	1	—	—	—	—	—
All Other Articles - - - - -	75,381	22,083	17	32,443	392	15,038	434
TOTAL DECLARED REAL VALUE - - - - -	208,558	134,640	339	35,642	13,701	17,563	611

PRINCIPAL ARTICLES.	TOTAL FROM THE UNITED KINGDOM.	TOTAL FROM PORTS IN ENGLAND AND WALES.	PRINCIPAL PORTS IN ENGLAND AND WALES.							
			LONDON.	LIVERPOOL.	HULL.	SOUTH-AMPTON.	BRISTOL.	NEW-CASTLE.	FOLKESTONE.	GRIMSBY.
Bacon and Hams - - - Cwts.	4,569	4,547	844	3,492	211	—	—	—	—	—
Bark, Peruvian - - - "	14,975	14,975	10,818	1,149	—	—	—	—	97	—
Caoutchouc - - - "	26,050	25,621	10,047	8,650	2,048	191	172	—	997	—
Cocoa - - - - - Lbs.	3,458,637	3,443,639	2,109,960	1,332,967	11	156	485	—	—	—
Coffee - - - - - "	99,884,182	99,806,184	93,542,838	5,810,651	117,184	6,488	3,306	7,182	—	—
Corn :										
Wheat - - - - - Cwts.	27,124	27,124	11,473	15,363	288	—	—	—	—	—
Wheatmeal or Flour - - - "	21,072	19,978	6,294	13,671	—	—	13	—	—	—
Cotton, Raw - - - - - "	2,704,544	2,691,113	392,113	499,612	956,074	125,373	—	1,047	12,238	282,020
" Manufactures—Piece Goods Pieces	221,791	221,791	207,987	9,511	—	242	—	—	1,120	1,200
" " Other Articles Value £	68,715	68,715	58,407	7,640	388	—	670	—	18	1,108
Dyes and Dyeing Stuffs :										
Cochineal - - - - - Cwts.	17,412	17,412	12,186	3,560	13	192	—	—	617	—
Indigo - - - - - "	66,547	66,534	54,234	7,842	81	2,476	—	6	1,057	—
Flax, Dressed and Undressed - - - "	45,459	45,316	6,228	2,938	32,791	—	—	—	—	—
Fruit :										
Currants - - - - - "	115,709	115,408	85,537	29,832	—	9	5	3	—	—
Raisins - - - - - "	48,198	46,206	36,966	9,180	3	50	—	2	—	—
Guano - - - - - Tons	9,342	9,238	5,026	1,387	2,566	—	—	—	—	—
Gum Lac, viz. Shell Lac - - - Cwts.	29,902	29,902	23,290	947	18	397	—	—	89	—
Hair, Manufactures thereof, or of Goats' Wool - - - } Value £	117,017	117,017	29,135	7,276	—	—	—	—	80,606	—
Hemp, Dressed and Undressed - - - Cwts.	570,036	569,685	450,217	68,481	8,924	2,056	—	4	13,163	24
Hides, Untanned - - - - - "	221,091	221,091	164,368	23,014	20,874	—	1,429	—	—	2,169
Metals :										
Copper Unwrought, & part Wrought Tons	9,344	9,344	1,973	7,088	64	—	—	—	—	—
Iron in Bars - - - - - "	9,636	9,636	9,236	246	154	—	—	—	—	—
Spelter or Zinc - - - - - "	3,771	3,719	3,198	76	445	—	—	—	—	—
Tin in Blocks, Ingots, Bars, or Slabs Cwts.	40,095	40,065	35,610	2,641	38	728	—	—	—	—
Oil :										
Cocoa-nut - - - - - "	203,885	203,885	199,429	1,330	561	354	—	—	56	—
Palm - - - - - "	211,452	202,539	70,012	93,753	18,717	—	3,462	27	330	—
Opium - - - - - Lbs.	176,000	176,000	33,175	94,921	—	45,747	—	—	—	—
Quicksilver - - - - - "	1,155,937	1,155,937	964,313	41,272	216	16,368	—	—	66,612	—
Rice, not in the husk - - - - - Cwts.	1,396,294	1,370,616	687,984	656,148	24,904	—	280	164	—	509
Saltpetre - - - - - "	23,649	23,649	11,279	12,356	—	—	—	—	—	—
Seeds :										
Flax and Linseed - - - - - Qrs.	146,798	146,798	133,382	12,771	645	—	—	—	—	—
Rape - - - - - "	84,950	84,950	75,892	4,075	2,128	1,159	—	—	—	—
Silk :										
Raw - - - - - Lbs.	3,137,292	3,136,982	356,740	336,384	10,254	20,621	—	—	2,406,530	—
Thrown - - - - - "	306,701	306,701	21,696	6,859	—	196	—	—	277,950	—
Bandannas, Corahs, Choppas, Romals, and Tafaties } Pieces	28,419	28,419	8,943	18,345	—	830	68	—	—	—
Spices :										
Cinnamon - - - - - Lbs.	853,044	853,016	785,892	61,734	—	—	—	—	—	—
Pepper - - - - - "	13,833,002	13,832,255	11,927,216	1,901,140	—	1,981	1,214	115	—	—
Spirits :										
Rum - - - - - Proof Gallons	2,102,948	2,085,334	1,808,621	177,469	171	1,630	96,854	121	17	—
Brandy - - - - - "	537,964	498,277	446,858	45,674	607	2,111	269	313	125	65
Geneva - - - - - "	78,386	68,331	27,126	30,094	191	54	5,792	3	—	87
Unenumerated, not Sweetened - - - "	342,123	341,894	242,816	98,807	—	6	—	84	—	—
Mixed in Bond - - - - - "	1,413,966	1,175,658	527,444	648,214	—	—	—	—	—	—
Sugar :										
Unrefined - - - - - Cwts.	493,146	469,235	390,364	78,594	251	2	4	15	—	1
Foreign, Refined and Candy - - - "	45,489	45,121	41,658	3,220	32	7	127	1	—	—
Molasses - - - - - "	31,494	29,692	23,354	6,308	—	—	—	—	—	—
Tallow - - - - - "	40,945	40,813	34,321	2,535	—	—	—	—	—	—
Tea - - - - - Lbs.	32,633,451	32,583,771	31,525,990	1,006,616	10,374	2,112	28,792	1,376	422	615
Tobacco :										
Stemmed - - - - - "	324,533	324,533	190,385	105,434	—	28,714	—	—	—	—
Unstemmed - - - - - "	16,077,976	16,075,532	5,075,208	10,828,620	16,166	48,836	104,931	1,771	—	—
Foreign Manufactured and Snuff - - - "	1,547,543	1,532,437	798,907	589,449	1,851	117,925	549	200	19	7
Wine - - - - - Gallons	2,204,580	2,104,842	1,951,254	100,741	1,485	6,302	8,739	546	15,098	425
Wool Sheep, Lamb, and Alpaca - - - Lbs.	82,444,930	82,444,930	43,190,720	3,982,300	5,948,145	3,053,886	—	—	18,532,530	—

PRINCIPAL ARTICLES.	TOTAL FROM PORTS IN SCOTLAND.	PRINCIPAL PORTS IN SCOTLAND.			TOTAL FROM PORTS IN IRELAND.
		LEITH.	GLASGOW.	GREENOCK.	
Bacon and Hams - - - - - <i>Cwts.</i>	22	22	—	—	—
Bark, Peruvian - - - - - "	—	—	—	—	—
Caoutchouc - - - - - "	429	243	60	126	—
Cocoa - - - - - <i>Lbs.</i>	14,998	—	14,998	—	—
Coffee - - - - - "	77,998	6,894	66,427	—	—
Corn :					
Wheat - - - - - <i>Cwts.</i>	—	—	—	—	—
Wheatmeal or Flour - - - - - "	1,094	—	1,094	—	—
Cotton, Raw - - - - - "	13,431	13,354	77	—	—
" Manufactures—Piece Goods - - - - - <i>Pieces</i>	—	—	—	—	—
" " Other Articles - - - - - <i>Value £</i>	—	—	—	—	—
Dyes and Dyeing Stuffs :					
Cochineal - - - - - <i>Cwts.</i>	—	—	—	—	—
Indigo - - - - - "	13	—	13	—	—
Flax, Dressed and Undressed - - - - - "	143	143	—	—	—
Fruit :					
Currants - - - - - "	301	—	299	—	—
Raisins - - - - - "	1,992	—	1,985	—	—
Guano - - - - - <i>Tons</i>	104	5	99	—	—
Gum Lac, viz. Shell Lac - - - - - <i>Cwt.</i>	—	—	—	—	—
Hair, Manufactures thereof, or of Goats' Wool - - - - - <i>Value £</i>	—	—	—	—	—
Hemp, Dressed and Undressed - - - - - <i>Cwts.</i>	351	127	224	—	—
Hides, Untanned - - - - - "	—	—	—	—	—
Metals :					
Copper, Unwrought, and part Wrought - - - - - <i>Tons</i>	—	—	—	—	—
Iron in Bars - - - - - "	—	—	—	—	—
Spelter or Zinc - - - - - "	52	—	52	—	—
Tin in Blocks, Ingots, Bars, or Slabs - - - - - <i>Cwts.</i>	30	—	30	—	—
Oil :					
Cocoa-nut - - - - - "	—	—	—	—	—
Palm - - - - - "	8,913	2,506	—	670	—
Opium - - - - - <i>Lbs.</i>	—	—	—	—	—
Quicksilver - - - - - "	—	—	—	—	—
Rice, not in the husk - - - - - <i>Cwts.</i>	25,678	—	22,488	2,790	—
Saltpetre - - - - - "	—	—	—	—	—
Seeds :					
Flax and Linseed - - - - - <i>Qrs.</i>	—	—	—	—	—
Rape - - - - - "	—	—	—	—	—
Silk :					
Raw - - - - - <i>Lbs.</i>	310	—	310	—	—
Thrown - - - - - "	—	—	—	—	—
Bandannas, Corahs, Choppas, Romals, and Taffaties - <i>Pieces</i>	—	—	—	—	—
Spices :					
Cinnamon - - - - - <i>Lbs.</i>	28	—	28	—	—
Pepper - - - - - "	747	—	—	—	—
Spirits :					
Rum - - - - - <i>Proof Gallons</i>	17,376	3,808	6,369	6,937	238
Brandy - - - - - "	36,916	1,642	34,941	264	2,771
Geneva - - - - - "	9,925	33	9,418	31	130
Unenumerated, not Sweetened - - - - - "	229	15	214	—	—
Mixed in Boud - - - - - "	238,308	—	238,308	—	—
Sugar :					
Unrefined - - - - - <i>Cwts.</i>	23,911	—	55	23,822	—
Foreign, Refined and Candy - - - - - "	368	2	274	—	—
Molasses - - - - - "	1,802	—	—	1,802	—
Tallow - - - - - "	132	40	90	—	—
Tea - - - - - <i>Lbs.</i>	49,243	4,887	38,920	4,765	437
Tobacco :					
Stemmed - - - - - "	—	—	—	—	—
Unstemmed - - - - - "	2,444	—	2,444	—	—
Foreign Manufactured and Snuff - - - - - "	14,911	292	10,994	2,540	195
Wine - - - - - <i>Gallons</i>	72,402	18,426	53,309	246	27,336
Wool: Sheep, Lamb, and Alpaca - - - - - <i>Lbs.</i>	—	—	—	—	—

GENERAL TRANSIT

IN THE YEAR 1865.

ARTICLES.	IMPORTED.		EXPORTED.		COMPUTED REAL VALUE OF ARTICLES.
	COUNTRIES FROM WHICH IMPORTED FOR TRANSHIPMENT.	QUANTITIES.	COUNTRIES TO WHICH EXPORTED AFTER TRANSHIPMENT.	QUANTITIES.	
BEADS and BUGLES of GLASS	Austrian Territories - - - Other Parts - - -	Lbs. 75,468	British India - - - Other Parts - - -	Lbs. 79,100	£ —
		5,566		1,934	
		81,034		81,034	4,237
CANDLES, Stearine	Holland - - - Belgium - - - France - - - Other Parts - - -	Cwts. 218	Foreign West Indies - - - United States - - - New Granada - - - Peru - - - Other Parts - - -	Cwts. 104	£ —
		69		149	
		87		42	—
		34		41	—
		408		408	1,476
CHEESE	Hanse Towns - - - Holland - - - France - - -	Cwts. 169	Channel Islands - - - Gibraltar - - - Malta - - - British Possessions in South Africa - - - United States - - - Mexico - - - Uruguay - - - Other Parts - - -	Cwts. 183	£ —
		1,231		98	
		53		300	—
		1,453		1,453	4,105
CHICORY	Hanse Towns - - - Belgium - - - Channel Islands - - -	Lbs. 21,160	British Possessions in South Africa - - - Australia - - - Other Parts - - -	Lbs. 287,710	£ —
		3,368,565		3,144,150	
		69,950		27,815	—
		3,459,675		3,459,675	15,097
COFFEE, Raw and Roasted	Hanse Towns - - - Holland - - - Channel Islands - - - France - - - British India - - - Philippine Islands - - - China - - - Foreign West Indies - - - Central America - - - Brazil - - - Other Parts - - -	Lbs. 20,120	Russia - - - Norway - - - Denmark - - - Schleswig and Hols'cin - - - Prussia - - - Hanse Towns - - - Holland - - - Belgium - - - France - - - Italy: Sardinia - - - Naples - - - Greece - - - United States - - - Other Parts - - -	Lbs. 22,400	£ —
		300,461		23,000	
		24,976		67,000	—
		580,298		712,320	—
		1,119,991		330,610	—
		36,640		479,061	—
		120,050		718,027	—
		89,628		78,600	—
		25,500		215,652	—
		815,970		28,000	—
		7,643		99,000	—
		3,141,287		3,141,287	104,605
Corks, Cut	Channel Islands - - - France - - -	Lbs. 5,100	British Possessions in South Africa - - - Australia - - - Other Parts - - -	Lbs. 500	£ —
		2,520		6,000	
		7,620		7,620	413
CORN: Wheat	Hanse Towns - - - Other Parts - - -	Cwts. 7,002	Holland - - - Belgium - - - Other Parts - - -	Cwts. 2,015	£ —
		2,200		4,987	
		9,202		9,202	4,033

ARTICLES.	I M P O R T E D.		E X P O R T E D.		COMPUTED REAL VALUE OF ARTICLES.
	COUNTRIES FROM WHICH IMPORTED FOR TRANSHIPMENT.	QUANTITIES.	COUNTRIES TO WHICH EXPORTED AFTER TRANSHIPMENT.	QUANTITIES.	
CORN—cont. Other Kinds of Corn and Grain	Russia - - - -	Cwts. 12,600	Hanse Towns - - - -	Quarters. 2,040	£ —
	Sweden - - - -	2,140	Portugal - - - -	2,220	—
	Denmark - - - -	4,326	Australia - - - -	4,286	—
	France - - - -	2,344	British West India Islands - - - -	3,400	—
	Turkey - - - -	2,220	Brazil - - - -	12,600	—
	Other Parts - - - -	2,419	Other Parts - - - -	1,503	—
		26,049		26,049	8,694
" Wheatmeal and Flour	France - - - -	Cwts. 430	British India - - - -	Cwts. 1,284	£ —
	Austrian Territories - - - -	2,951	Brazil - - - -	2,115	—
	United States - - - -	88	Other Parts - - - -	70	—
		3,469		3,469	2,331
GLASS, Window	Belgium - - - -	Cwts. 7,196	British India - - - -	Cwts. 687	£ —
	Other Parts - - - -	460	China - - - -	3,466	—
		7,656	Australia - - - -	500	—
			United States - - - -	2,861	—
			Other Parts - - - -	142	—
		7,656		7,656	6,125
" Flint, Cut or Uncut	Hanse Towns - - - -	Lbs. 13,440	Russia - - - -	Lbs. 1,120	£ —
	Belgium - - - -	11,648	Spain: Canaries - - - -	1,456	—
	France - - - -	18,144	British Possessions in South Africa - - - -	8,960	—
			British India - - - -	22,176	—
			Philippine Islands - - - -	3,136	—
			Australia - - - -	2,240	—
			British West India Islands - - - -	1,344	—
			New Granada - - - -	1,344	—
			Other Parts - - - -	1,456	—
		43,232		43,232	1,784
HATS or BONNETS, of Straw	France - - - -	Lbs. 410	France - - - -	Lbs. 460	£ —
	Foreign West Indies - - - -	4,766	Venezuela - - - -	410	—
	Ecuador - - - -	10,260	Brazil - - - -	14,566	—
		15,436		15,436	50,167
IRON and STEEL MANUFACTURES	Hanse Towns - - - -	Cwts. 58	British India - - - -	Cwts. 30	£ —
	Holland - - - -	141	Philippine Islands - - - -	30	—
	Belgium - - - -	130	United States - - - -	99	—
	France - - - -	4	Mexico - - - -	22	—
		333	New Granada - - - -	93	—
			Brazil - - - -	55	—
			Other Parts - - - -	4	—
		333		333	2,855
OIL: Chemical, Essential, and Perfumed	Italy: Naples and Sicily - - - -	Lbs. 9,194	United States - - - -	Lbs. 12,981	£ —
	Turkey - - - -	3,757			—
	Other Parts - - - -	30			—
		12,981		12,981	4,521
OPIUM	Turkey - - - -	Lbs. 65,708	Holland - - - -	Lbs. 7,800	£ —
			United States - - - -	57,908	—
				65,708	48,460
PAPER of all Sorts (except Paper Hangings)	Hanse Towns - - - -	Lbs. 110,320	British Possessions in South Africa - - - -	Lbs. 18,592	£ —
	Holland - - - -	142,576	British India - - - -	1,515,808	—
	Belgium - - - -	1,566,208	Philippine Islands - - - -	171,360	—
	France - - - -	67,200	China and Japan - - - -	28,336	—
	Sardinia - - - -	22,400	Australia - - - -	29,904	—
	Other Parts - - - -	16,688	British North America - - - -	7,840	—
		1,925,392	United States - - - -	22,960	—
			Mexico - - - -	18,032	—
			Central America - - - -	12,880	—
			Spain - - - -	49,056	—
			Gibraltar - - - -	32,032	—
			Other Parts - - - -	18,592	—
		1,925,392		1,925,392	32,930

ARTICLES.	IMPORTED.		EXPORTED.		COMPUTED REAL VALUE OF ARTICLES.
	COUNTRIES FROM WHICH IMPORTED FOR TRANSHIPMENT.	QUANTITIES.	COUNTRIES TO WHICH EXPORTED AFTER TRANSHIPMENT.	QUANTITIES.	
PAPER HANGINGS -	Hanse Towns - - - Belgium - - - France - - -	Lbs. 2,128	British Possessions in South Africa - British India - - - Australia - - - Other Parts - - -	Lbs. 6,832	£ —
		34,944		1,904	—
		5,264		28,000	—
		42,336		5,600	—
				42,336	1,858
PEPPER - - -	British India - - - Other Parts - - -	Lbs. 604,123	Hanse Towns - - - United States - - - Chili - - - Other Parts - - -	Lbs. 395,803	£ —
		10,568		208,768	—
		614,691		9,520	—
				600	—
		614,691		614,691	8,964
RICE - - -	Hanse Towns - - - Egypt - - -	Cwts. 11	Holland - - - Western Africa - - -	Cwts. 1	£ —
		1		11	—
		12		12	19
SPIRITS: Rum -	Hanse Towns - - - France - - - British West India Islands - Other Parts - - -	Gallons. 36,183	West Coast of Africa - - - Other Parts - - -	Gallons. 62,867	£ —
		23,491		2,055	—
		5,220		64,922	5,004
		28		64,922	5,004
		64,922		64,922	5,004
" Brandy -	Hanse Towns - - - France - - - Other Parts - - -	Gallons. 9,756	Sweden - - - Channel Islands - - - Gibraltar - - - British Possessions in South Africa - Mauritius - - - British India - - - Philippine Islands - - - Siam - - - China - - - Japan - - - Australia - - - British North America - - - British West Indies and British Guiana - Foreign West Indies - - - United States - - - Mexico - - - New Granada - - - Ecuador - - - Chili - - - Argentine Confederation - - - Other Parts - - -	Gallons. 826	£ —
		539,249		1,426	—
		1,631		1,370	—
				11,967	—
				395	—
				101,315	—
				1,429	—
				3,350	—
				12,959	—
				1,053	—
				290,834	—
				40,423	—
				49,592	—
				1,050	—
				15,013	—
				4,662	—
				2,509	—
				1,328	—
				2,005	—
				1,860	—
				5,270	—
		550,636		550,636	146,814
" Geneva -	Hanse Towns - - - Holland - - - Belgium - - - Other Parts - - -	Gallons. 42,295	Channel Islands - - - Spain and Canaries - - - Gibraltar - - - Italy: Naples - - - Turkey - - - West Coast of Africa - - - British Possessions in South Africa - St. Helena - - - Mauritius - - - British India - - - China and Japan - - - Australia - - - British North America - - - British West Indies and British Guiana - Belize - - - Foreign West Indies - - - United States - - - Mexico - - - Central America - - - New Granada - - - Brazil - - - Uruguay - - - Other Parts - - -	Gallons. 19,783	£ —
		472,013		16,567	—
		23,795		2,428	—
		716		3,156	—
				3,441	—
				97,037	—
				23,000	—
				1,944	—
				2,833	—
				34,738	—
				2,166	—
				98,808	—
				137,566	—
				58,181	—
				11,366	—
				1,965	—
				2,422	—
				4,121	—
				2,019	—
				1,934	—
				6,188	—
				1,275	—
				5,881	—
		538,819		538,819	46,305

ARTICLES.	IMPORTED.		EXPORTED.		COMPUTED REAL VALUE OF ARTICLES.
	COUNTRIES FROM WHICH IMPORTED FOR TRANSHIPMENT.	QUANTITIES.	COUNTRIES TO WHICH EXPORTED AFTER TRANSHIPMENT.	QUANTITIES.	
SPIRITS—cont. Of all other Sorts	Prussia - - -	Gallons. 4,650	Russia - - -	Gallons. 10,474	£ —
	Hanse Towns - - -	396,883	Channel Islands - - -	17,944	—
	Holland - - -	45,177	Portugal - - -	27,259	—
	Channel Islands - - -	2,787	Spain and Canaries - - -	147,183	—
	France - - -	7,395	Gibraltar - - -	103,019	—
Other Parts - - -	1,731	Italy: Sardinia - - -	18,194	—	
			Naples and Sicily - - -	17,303	—
			West Coast of Africa - - -	75,607	—
			British Possessions in South Africa - - -	990	—
			British India - - -	5,925	—
			Australia - - -	13,142	—
			British North America - - -	12,278	—
			British West Indies and British Guiana - - -	875	—
			United States - - -	2,151	—
			Mexico - - -	785	—
			Other Parts - - -	5,494	—
		458,623		458,623	84,122
SUCCADES - - -		Lbs. 9,910	Russia - - -	Lbs. 3,540	£ —
	Hanse Towns - - -	574	Channel Islands - - -	2,860	—
	Channel Islands - - -	5,960	British Possessions in South Africa - - -	7,848	—
	France - - -	58,424	Mauritius - - -	2,000	—
	Italy: Tuscany - - -	17,339	British India - - -	12,742	—
	Sicily - - -	13,000	China and Japan - - -	10,436	—
	Other Parts - - -	1,672	Australia - - -	27,346	—
		106,879	British North America - - -	590	—
			British West Indies - - -	800	—
			United States - - -	31,319	—
			Mexico - - -	2,310	—
			Other Parts - - -	5,088	—
		106,879		106,879	8,016
SUGAR, Unrefined - - -		Cwts. 1,820	Hanse Towns - - -	Cwts. 764	£ —
	Mauritius - - -	761	Channel Islands - - -	1,820	—
	Other Parts - - -	164	Other Parts - - -	161	—
		2,745		2,745	3,065
" Refined and Candy		Cwts. 217,629	Russia - - -	Cwts. 1,250	£ —
	Holland - - -	1,978	Channel Islands - - -	4,100	—
	France - - -	18,547	Gibraltar - - -	9,831	—
	Other Parts - - -	124	Malta - - -	5,765	—
			reece - - -	8,238	—
			Ionian Islands - - -	26,910	—
			Turkish Dominions and Egypt - - -	148,389	—
			Morocco - - -	6,328	—
			British Possessions in South Africa - - -	520	—
			Australia - - -	6,402	—
		British North America - - -	410	—	
		Chili - - -	8,092	—	
		Argentine Confederation - - -	5,833	—	
		Other Parts - - -	6,210	—	
		238,278		238,278	351,460
TEA - - -		Lbs. 7,982	Russia - - -	Lbs. 210,580	£ —
	Hanse Towns - - -	51,329	Prussia - - -	124,561	—
	China - - -	599,855	Hanse Towns - - -	238,754	—
	Other Parts - - -	380	Portugal - - -	13,950	—
			Malta - - -	8,000	—
			Turkey - - -	51,080	—
			Peru - - -	6,100	—
			Argentine Confederation - - -	4,030	—
			Other Parts - - -	2,491	—
			659,546		659,546

ARTICLES.	IMPORTED.		EXPORTED.		COMPUTED REAL VALUE OF ARTICLES.	
	COUNTRIES FROM WHICH IMPORTED FOR TRANSHIPMENT.	QUANTITIES.	COUNTRIES TO WHICH EXPORTED AFTER TRANSHIPMENT.	QUANTITIES.		
TOBACCO, Unmanufactured	Russia	Lbs. 43,000	Russia	Lbs. 293,000	£	
	Hanse Towns	40,513	Hanse Towns	395,638	—	
	Holland	77,624	Holland	266,736	—	
	Belgium	179,300	Belgium	37,950	—	
	France	26,541	Portugal	27,200	—	
	Turkey	71,000	Spain: Canaries	4,275	—	
	British Possessions in S. Africa	19,100	West Coast of Africa	11,530	—	
	British India	12,500	Philippine Islands	75,124	—	
	Philippine Islands	290,686	China and Japan	2,320	—	
	British North America	12,000	Chili	20,248	—	
	Cuba	61,275	Other Parts	2,844	—	
	United States	15,718				
	Brazil	285,687				
Other States	1,920					
		1,136,864		1,136,864	40,264	
" Manufactured and Cigars	Hanse Towns	Lbs. 101,059	Hanse Towns	Lbs. 152,780	£	
	Holland	104,667	Holland	40,283	—	
	Belgium	19,082	Channel Islands	4,060	—	
	Channel Islands	5,300	France	356,459	—	
	France	69,521	Portugal and Madeira	17,052	—	
	Philippine Islands	41,550	Gibraltar	1,600	—	
	Bahamas	22,400	Malta	2,636	—	
	Foreign West Indies	374,076	Turkey and Egypt	67,059	—	
	United States	79,436	Greece	3,620	—	
	Brazil	147,480	China and Japan	13,909	—	
	Other Parts	3,233	Australia	184,402	—	
			967,834		967,834	257,824
	VINEGAR	Hanse Towns	Gallons. 1,712	British Possessions in South Africa	Gallons. 750	£
France		4,592	Australia	1,068	—	
Other Parts		597	British North America	2,310	—	
			United States	1,090	—	
			Mexico	510	—	
			Brazil	580	—	
		6,901		6,901	632	
WINE	Hanse Towns	Gallons. 88,950	Russia	Gallons. 45,483	£	
	Holland	73,443	Norway	1,465	—	
	Belgium	8,940	Denmark	8,229	—	
	Channel Islands	3,784	Hanse Towns	3,430	—	
	France	213,970	Holland	4,014	—	
	Portugal	77,876	Belgium	4,683	—	
	Madeira	968	France	7,905	—	
	Spain and Canaries	161,563	Channel Islands	13,247	—	
	Italy: Sicily	5,168	British Possessions in South Africa	4,371	—	
	Other Parts	18,150	British India	62,239	—	
			China	32,794	—	
			Japan	3,093	—	
			Australia	239,230	—	
			British North America	38,220	—	
			British West Indies and British Guiana	13,686	—	
			Foreign West Indies	1,474	—	
			United States	124,682	—	
			Mexico	12,720	—	
			Central America	1,450	—	
		New Granada	1,872	—		
		Ecuador	2,630	—		
		Chili	1,978	—		
		Brazil	2,112	—		
		Argentine Confederation	1,372	—		
		Other Parts	20,433	—		
		652,812		652,812	182,693	

ARTICLES.	I M P O R T E D.		E X P O R T E D.		COMPUTED REAL VALUE OF ARTICLES.
	COUNTRIES FROM WHICH IMPORTED FOR TRANSHIPMENT.	QUANTITIES.	COUNTRIES TO WHICH EXPORTED AFTER TRANSHIPMENT.	QUANTITIES.	
OTHER ARTICLES, Unmanufactured and partially Manufactured. (Entered by Quantity.)		Computed Real Value. £		Computed Real Value. £	£
	Hanse Towns - - -	5,538	Russia - - - - -	1,087	-
	Holland - - - - -	27,871	Sweden - - - - -	1,816	-
	Belgium - - - - -	340	Holland - - - - -	824	-
	France - - - - -	16,149	Belgium - - - - -	477	-
	Portugal, Azores, and Madeira	799	Channel Islands - - -	583	-
	Spain and Canaries	16,646	France - - - - -	17,253	-
	Austrian Italy - - -	9,310	Portugal, Azores, and Madeira	131	-
	Turkey - - - - -	23,037	Turkey - - - - -	26,990	-
	British India - - -	12,114	British Possessions in South Africa	460	-
	United States - - -	1,448	British India - - -	913	-
	Brazil - - - - -	2,415	Philippine Islands - - -	773	-
	Other Parts - - - -	3,799	Australia - - - - -	1,348	-
			British North America	3,740	-
			British West Indies - - -	858	-
		Foreign West Indies - - -	476	-	
		United States - - - - -	56,200	-	
		Mexico - - - - -	1,211	-	
		New Granada - - - - -	1,408	-	
		Brazil - - - - -	1,239	-	
		Other Parts - - - - -	1,679	-	
	119,466		119,466	119,466	
SILK, WOOLEN, COTTON, and LEATHER MANUFACTURES, and other Manufactured Goods not separately specified. (Entered at Value.)		Declared Real Value. £		Declared Real Value. £	£
	Russia - - - - -	13,756	Russia - - - - -	38,142	-
	Denmark - - - - -	1,453	Sweden - - - - -	13,980	-
	Prussia - - - - -	3,170	Denmark - - - - -	1,769	-
	Hanse Towns - - - -	1,000,700	Hanse Towns - - - - -	14,184	-
	Holland - - - - -	286,695	Holland - - - - -	3,106	-
	Belgium - - - - -	751,625	Belgium - - - - -	3,872	-
	Channel Islands - - -	12,131	Channel Islands - - -	2,419	-
	France - - - - -	2,680,780	France - - - - -	62,275	-
	Spain and Canaries	4,523	Portugal, Azores, and Madeira	8,280	-
	Italy: Sardinia - - -	230	Spain and Canaries	15,828	-
	Tuscany - - - - -	1,650	Italian States - - - - -	4,282	-
	Naples and Sicily - -	54,432	Turkey - - - - -	30,489	-
	Austrian Italy - - -	16,353	Egypt - - - - -	7,831	-
	Turkey - - - - -	3,332	Morocco and West Coast of Africa	6,266	-
Egypt - - - - -	4,755	British Possessions in South Africa	14,999	-	
British India - - -	2,040	British East Indies	255,624	-	
China - - - - -	2,433	Philippine Islands - - -	32,290	-	
Japan - - - - -	4,780	China - - - - -	112,106	-	
United States - - -	7,438	Japan - - - - -	69,302	-	
Other Parts - - - - -	14,515	Australia - - - - -	72,646	-	
	4,866,841	British North America	44,612	-	
		British West Indies and British Guiana	19,412	-	
		Hayti and Foreign West Indies	365,983	-	
		United States - - - - -	2,954,618	-	
		Mexico - - - - -	99,424	-	
		Central America - - - -	5,313	-	
		New Granada - - - - -	281,800	-	
		Venezuela - - - - -	35,489	-	
		Peru - - - - -	7,876	-	
		Chili - - - - -	2,075	-	
		Brazil - - - - -	191,186	-	
		Uruguay and Argentine Confederation	53,089	-	
		Other Parts - - - - -	36,274	-	
	4,866,841		4,866,841	4,866,841	
TOTAL VALUE OF ARTICLES TRANSHIPPED.					£
ARTICLES ENTERED by QUANTITY (Computed Real Value)	-	-	-	-	1,602,678
ARTICLES ENTERED at VALUE (Declared Real Value)	-	-	-	-	4,866,841
TOTAL	-	-	-	-	6,469,519

ARTICLES.	PORTS AT WHICH IMPORTED						
	LONDON.	LIVERPOOL.	LITTLEHAMPTON.	DOVER.	SOUTHAMPTON.	HULL.	HARTLEPOOL.
Beads and Bugles of Glass - Lbs.	—	75,916	—	—	—	—	18
Candles, Stearine - Cwts.	—	356	—	—	—	23	5
Cheese - - - - - "	853	300	—	—	—	297	3
Chicory - - - - - Lbs.	3,459,675	—	—	—	—	—	—
Coffee - - - - - "	1,447,422	433,677	—	712,320	100,858	447,010	—
Corks, Cut - - - - - "	7,620	—	—	—	—	—	—
Corn: Wheat - - - - - Cwts.	—	2,200	—	—	—	130	6,872
— Other Kinds of Grain - "	8,146	8	—	—	300	2,240	535
— Wheatmeal and Flour - "	1,284	2,115	—	—	70	—	—
Glass, Window - - - - - "	5,277	2,070	—	—	—	281	8
— Flint, Cut or Uncut - Lbs.	42,672	—	—	—	—	560	—
Hats of Straw - - - - - "	—	410	—	—	15,026	—	—
Iron and Steel Manufactures - Cwts.	—	122	—	—	—	103	101
Oil, Chemical, Essential, or Perfumed Lbs.	—	12,981	—	—	—	—	—
Opium - - - - - "	—	65,708	—	—	—	—	—
Paper of all Sorts (except Paper } Hangings) - - - - - "	1,756,496	87,696	—	—	—	45,696	1,008
— Paper Hangings - - - - - "	42,336	—	—	—	—	—	—
Pepper - - - - - "	396,403	218,288	—	—	—	—	—
Rice - - - - - Cwts.	11	1	—	—	—	—	—
Spirits: Rum - - - - - Gallons	38,796	—	—	—	26	—	26,100
— Brandy - - - - - "	492,861	55,665	—	—	274	1,706	130
— Geneva - - - - - "	446,820	56,609	—	—	100	8,927	25,463
— Of all other Sorts - - - - - "	399,850	3,963	—	—	389	10,207	9,108
Succades - - - - - Lbs.	64,142	35,407	—	—	2,960	4,170	200
Sugar, Unrefined - - - - - Cwts.	2,742	—	—	—	3	—	—
— Refined and Candy - - - - - "	223,300	10,463	—	—	1,848	2,494	—
Tea - - - - - Lbs.	653,196	6,210	40	—	—	100	—
Tobacco, Unmanufactured - - - - - "	924,811	20,918	—	—	11,193	179,642	300
— Manufactured and Cigars - - - - - "	365,546	145,686	—	—	389,831	57,106	4,995
Vinegar - - - - - Gallons	3,771	3,080	—	—	—	50	—
Wine - - - - - "	506,600	113,313	—	—	6,428	22,000	3,404
Other Articles, Unmanufactured } or partially Manufactured. } (Entered by Quantity.) - } Value £	27,018	80,049	—	—	1,989	6,840	1,908
Silk, Woollen, Cotton, and Leather } Manufactures, and other Manu- } factured Goods not separately } specified. (Entered at Value.) }	391,403	1,884,036	—	—	811,315	919,799	94,476

FOR TRANSHIPMENT.

GRIMSBY.	GOOLE.	POOLE.	DUBLIN.	CORK.	TOTAL.	ARTICLES.
5,100	—	—	—	—	81,034	<i>Lbs.</i> Beads and Bugles of Glass.
24	—	—	—	—	408	<i>Cwts.</i> Candles, Stearine.
—	—	—	—	—	1,453	" Cheese.
—	—	—	—	—	3,459,675	<i>Lbs.</i> Chicory.
—	—	—	—	—	3,141,287	" Coffee.
—	—	—	—	—	7,620	" Corks, Cut.
—	—	—	—	—	9,202	<i>Cwts.</i> Corn: Wheat.
—	—	—	12,600	2,220	26,049	" ——— Other Kinds of Grain.
—	—	—	—	—	3,469	" ——— Wheatmeal and Flour.
20	—	—	—	—	7,656	" Glass, Window.
—	—	—	—	—	43,232	<i>Lbs.</i> ——— Flint, Cut or Uncut.
—	—	—	—	—	15,436	" Hats of Straw.
1	6	—	—	—	333	<i>Cwts.</i> Iron and Steel Manufactures.
—	—	—	—	—	12,981	<i>Lbs.</i> Oil, Chemical, Essential, or Perfumed.
—	—	—	—	—	65,708	" Opium.
10,416	24,080	—	—	—	1,925,392	" { Paper of all Sorts (except Paper Hangings).
—	—	—	—	—	42,336	" ——— Paper Hangings.
—	—	—	—	—	614,691	" Pepper.
—	—	—	—	—	12	<i>Cwts.</i> Rice.
—	—	—	—	—	64,922	<i>Gallons</i> Spirits: Rum.
480	420	—	—	—	550,636	" ——— Brandy.
35,106	—	—	—	—	538,819	" ——— Geneva.
—	—	—	—	—	458,623	" ——— Of all other Sorts.
—	—	—	—	—	106,879	<i>Lbs.</i> Succades.
—	—	—	—	—	2,745	<i>Cwts.</i> Sugar, Unrefined.
—	173	—	—	—	238,278	" ——— Refined and Candy.
—	—	—	—	—	659,546	<i>Lbs.</i> Tea.
4,670	—	—	—	—	1,136,864	" Tobacco, Unmanufactured.
—	—	—	—	—	967,834	" ——— Manufactured and Cigars.
467	600	—	—	—	6,901	<i>Gallons</i> Vinegar.
897	125	640	—	—	652,812	" Wine.
427,606	38,129	77	—	—	119,466	<i>Value</i> £ { Other Articles, Unmanufactured or partially Manufactured. (Entered by Quantity.)
					4,866,841	" { Silk, Woollen, Cotton, and Leather Manufactures, and other Manufactured Goods not separately specified. (Entered at Value.)

ARTICLES.	PORTS AT WHICH EXPORTED						
	LONDON.	LIVERPOOL.	LITTLE-HAMPTON.	DOVER.	SOUTH-AMPTON.	HULL.	HARTLE-POOL.
Beads and Bugles of Glass - - Lbs.	—	Direct - - 75,916 Rec ^d from Hartlepool 18 " Grimsby 5,100	81,034	—	—	—	—
Candles, Stearine - - - Cwts.	—	Direct - - 356 Received from Hull 18 " Hartlepool 5 " Grimsby 24	403	—	—	5	—
Cheese - - - - "	853	Direct - - 300 Received from Hull 297 " Hartlepool 3	600	—	—	—	—
Chicory - - - - Lbs.	3,459,675	—	—	—	—	—	—
Coffee - - - - "	1,447,422	—	433,677	712,320	100,858	447,010	—
Corks, Cut - - - - "	7,620	—	—	—	—	—	—
Corn: Wheat - - - - Cwts.	—	—	2,200	—	—	130	6,872
Other Kinds of Grain - - - "	8,146	—	8	—	300	2,240	535
Wheatmeal and Flour - - - "	1,284	—	2,115	—	70	—	—
Glass, Window - - - - "	5,277	Direct - - 2,070 Rec ^d from Hartlepool 8 " Grimsby 20	2,098	—	—	281	—
Flint, Cut or Uncut - - - Lbs.	42,672	—	—	—	—	560	—
Hats, Straw - - - - "	—	—	410	—	15,026	—	—
Iron and Steel Manufactures - Cwts.	—	Direct - - 122 Received from Hull 103 " Hartlepool 101 " Grimsby 1 " Goole 6	333	—	—	—	—
Oil, Chemical, Essential, or Perfumed Lbs.	—	—	12,981	—	—	—	—
Opium - - - - "	—	—	65,708	—	—	—	—
Paper of all Sorts (except Paper } Hangings) - - - - "	1,756,496	Direct - - 87,696 Received from Hull 45,696 " Hartlepool 1,008 " Grimsby 10,416 " Goole 24,080	168,896	—	—	—	—
Paper Hangings - - - - "	42,336	—	—	—	—	—	—
Pepper - - - - - "	396,403	—	218,288	—	—	—	—
Rice - - - - - Cwts.	11	—	1	—	—	—	—
Spirits: Rum - - - - Gallons	38,796	Rec ^d from Hartlepool - - -	26,100	—	26	—	—
Brandy - - - - - "	492,861	Direct - - 55,665 Received from Hull 26 " Hartlepool 130	55,821	—	274	1,680	—
Geneva - - - - - "	446,820	Direct - - 56,609 Received from Hull 8,527 " Hartlepool 25,463 " Grimsby 480 " Goole 420	91,499	—	100	400	—
Of all other Sorts - - - - "	399,850	Direct - - 3,963 Rec ^d from Southampton 100 " Hull 10,095 " Hartlepool 9,108 " Grimsby 35,106	58,372	—	289	112	—
Succades - - - - - Lbs.	64,142	Direct - - 35,407 Rec ^d from Hartlepool 200	35,607	—	2,960	4,170	—
Sugar, Unrefined - - - - Cwts.	2,742	—	—	—	3	—	—
Refined and Candy - - - - "	223,300	Direct - - 10,463 Received from Hull 1,654 " Goole 173	12,290	—	1,848	840	—
Tea - - - - - Lbs.	653,196	Direct - - 6,210 Received from Hull 100 Direct - - 20,918	6,310	40	—	—	—
Tobacco, Unmanufactured - - - "	924,811	Received from Hull 642 " Hartlepool 300	21,860	—	11,193	179,000	—
Manufactured and Cigars - - - "	365,546	Direct - - 145,686 Received from Hull 33,066 " Hartlepool 4,995 " Grimsby 4,670	188,417	—	389,831	24,040	—
Vinegar - - - - - Gallons	3,771	—	3,080	—	—	50	—
Wine - - - - - "	506,600	Direct - - 113,313 Rec ^d from Southampton 50 " Hull 8,180 " Hartlepool 3,404 " Grimsby 467 " Goole 600	126,014	—	6,378	13,820	—
Other Articles, Unmanufactured or } partially Manufactured. (Entered } by Quantity.) - - - - "	27,018	Direct - - 80,049 Received from Hull 2,215 " Hartlepool 1,908 " Grimsby 897 " Goole 125	85,194	—	1,989	4,625	—
Silk, Woollen, Cotton, and Leather } Manufactures, and other Manu- } factured Goods not separately } specified. (Entered at Value.) - }	691,403	Direct - - 1,884,036 R ^d from Southampton 247,465 " Hull 876,078 " Hartlepool 93,956 " Grimsby 426,164 " Goole 37,969	3,565,668	—	563,850	43,721 Rec ^d from Hartlepool 340	180
						44,061	

AFTER TRANSHIPMENT.						ARTICLES.
GRIMSBY.	GOOLE.	POOLE.	DUBLIN.	CORK.	TOTAL.	
—	—	—	—	—	81,034	<i>Lbs.</i> Beads and Bugles of Glass.
—	—	—	—	—	408	<i>Cwts.</i> Candles, Stearine.
—	—	—	—	—	1,453	„ Cheese.
—	—	—	—	—	3,459,675	<i>Lbs.</i> Chicory.
—	—	—	—	—	3,141,287	„ Coffee.
—	—	—	—	—	7,620	„ Corks, Cut.
—	—	—	—	—	9,202	<i>Cwts.</i> Corn: Wheat.
—	—	—	12,600	2,220	26,049	„ ——— Other Kinds of Grain.
—	—	—	—	—	3,469	„ ——— Wheatmeal and Flour.
—	—	—	—	—	7,656	„ Glass, Window.
—	—	—	—	—	43,232	<i>Lbs.</i> ——— Flint, Cut or Uncut.
—	—	—	—	—	15,436	„ Hats, Straw.
—	—	—	—	—	333	<i>Cwts.</i> Iron and Steel Manufactures.
—	—	—	—	—	12,981	<i>Lbs.</i> Oil, Chemical, Essential, or Perfumed.
—	—	—	—	—	65,708	„ Opium.
—	—	—	—	—	1,925,392	„ { Paper of all Sorts (except Paper Hangings).
—	—	—	—	—	42,336	„ ——— Paper Hangings.
—	—	—	—	—	614,691	„ Pepper.
—	—	—	—	—	12	<i>Cwts.</i> Rice.
—	—	—	—	—	64,922	<i>Gallons</i> Spirits: Rum.
—	—	—	—	—	550,636	„ ——— Brandy.
—	—	—	—	—	538,819	„ ——— Geneva.
—	—	—	—	—	458,623	„ ——— Of all other Sorts.
—	—	—	—	—	106,879	<i>Lbs.</i> Succades.
—	—	—	—	—	2,745	<i>Cwts.</i> Sugar, Unrefined.
—	—	—	—	—	238,278	„ ——— Refined and Candy.
—	—	—	—	—	659,546	<i>Lbs.</i> Tea.
—	—	—	—	—	1,136,864	„ Tobacco, Unmanufactured.
—	—	—	—	—	967,834	„ ——— Manufactured and Cigars.
—	—	—	—	—	6,901	<i>Gallons</i> Vinegar.
—	—	—	—	—	652,812	„ Wine.
—	—	640	—	—	119,466	<i>Value £</i> { Other Articles, Unmanufactured or partially Manufactured. (Entered by Quantity.)
1,442	160	77	—	—	4,866,841	„ { Silk, Woollen, Cotton, and Leather Manufactures, and other Manufactured Goods not separately specified. (Entered at Value.)

THE PRINCIPAL IMPORTS AND EXPORTS
FROM AND TO EACH FOREIGN COUNTRY AND BRITISH POSSESSION.
IN EACH YEAR FROM 1861 to 1865.

RUSSIA.

NORTHERN PORTS.

IMPORTS THEREFROM.

PRINCIPAL AND OTHER ARTICLES.		QUANTITIES.					COMPUTED REAL VALUE.				
		1861.	1862.	1863.	1864.	1865.	1861.	1862.	1863.	1864.	1865.
Bones of Animals and Fish (except Whalefins)	Tons	9,526	10,050	7,472	5,855	9,940	£ 44,709	£ 53,886	£ 40,621	£ 32,917	£ 54,040
Bristles	Lbs.	1,643,267	1,965,039	2,257,404	1,956,710	2,032,478	201,839	237,443	282,177	252,742	258,325
Candles, Stearine	Cwts.	6,542	6,072	6,428	8,788	10,499	32,057	29,518	28,497	35,586	36,141
Corn: Wheat	"	677,127	669,730	670,683	1,307,278	814,045	396,167	331,335	291,797	531,750	372,079
" Oats	"	1,349,496	867,132	1,058,860	2,222,879	1,857,582	530,099	345,236	369,937	728,430	700,237
" Other Kinds	"	(Not computed.)			89,152	33,040	35,878	10,553	5,658	32,970	12,702
Cotton, Raw	"	—	9,199	632	346	525	—	73,723	6,384	4,607	5,329
" Yarn	Lbs.	—	304,066	—	—	6,390	—	31,948	—	—	611
Feathers for Beds	Cwts.	2,449	3,407	3,345	1,919	4,490	16,000	23,849	32,781	18,807	46,098
Flax, Dressed	"	3,460	12,415	23,841	24,500	47,622	10,504	44,181	80,683	80,001	156,389
" Rough or Undressed	"	781,607	1,015,091	843,224	1,141,592	1,203,060	1,891,772	2,849,621	2,265,692	3,047,595	3,122,589
" Tow and Codilla of	"	167,492	207,050	148,892	185,090	192,953	342,635	487,840	333,947	453,592	470,585
Hair, Camel	Lbs.	317,647	766,961	821,762	825,469	691,388	7,941	19,174	22,256	24,077	20,165
" Horse	Cwts.	1,625	1,478	1,753	1,521	2,452	8,302	7,415	8,890	7,716	12,531
Hemp, Dressed	"	22,873	46,871	28,175	26,555	49,064	51,646	119,165	78,305	62,695	112,976
" Rough or Undressed	"	455,701	555,493	480,460	512,430	582,857	696,291	986,371	970,788	850,715	905,672
" Tow and Codilla of	"	1,765	6,833	3,367	1,108	4,944	2,030	9,012	5,543	1,784	6,180
Hides, not Tanned	"	3,399	4,061	3,039	4,292	9,408	13,300	16,438	11,554	20,790	45,620
" Tanned, Tawed, Curried, or in any way Dressed	Lbs.	65,510	10,838	37,665	61,215	7,498	3,881	600	2,315	3,881	459
" Muscovy or Russia Hides	"	61,288	96,210	82,444	151,322	212,230	7,661	12,026	10,649	19,546	27,414
Iron in Bars, Unwrought	Tons	1,827	6,476	1,671	1,626	1,972	27,552	97,140	26,696	26,016	31,552
" Chromate of	"	34	873	2,842	8,246	8,748	266	6,821	23,838	19,725	40,667
Isinglass	Cwts.	481	1,039	1,008	1,045	719	26,751	58,180	56,439	58,539	32,236
Linen Manufactures	Value	—	—	—	—	—	51,800	76,680	28,078	51,476	77,199
Mats and Matting	"	—	—	—	—	—	8,977	25,015	9,820	11,294	9,027
Oil Seed Cake	Tons	3,958	5,580	4,800	7,731	5,134	32,675	45,326	34,773	58,471	41,292
Quills, Goose and Swan	Number	5,902,500	6,882,000	6,086,156	10,565,600	5,633,300	5,296	5,633	5,525	11,822	5,921
Rags and other Materials for making Paper	Tons	1,701	961	1,154	1,440	1,154	32,970	16,565	24,195	30,674	25,404
Seeds: Linseed and Flaxseed	Qrs.	221,927	315,226	258,581	401,489	360,512	569,592	874,670	728,052	1,024,063	866,099
Silk, Raw	Lbs.	—	68,806	47	50,929	2,808	—	44,062	33	44,104	2,786
Tallow	Cwts.	572,219	376,697	501,645	437,082	628,196	1,452,834	857,812	1,062,939	895,421	1,528,197
Tar	Lasts	10,677	13,798	18,298	15,907	10,718	191,352	286,037	280,870	197,551	121,879
Wood and Timber, not Sawed or Split	Loads	70,486	100,340	109,908	129,950	211,418	270,056	367,577	386,162	494,716	747,680
" Deals, Battens, Boards, &c., Sawed or Split	"	264,631	291,457	330,904	379,452	461,844	945,649	1,020,069	1,160,740	1,414,956	1,639,551
" Lathwood	"	24,930	24,032	25,831	34,491	45,439	39,668	37,662	45,343	69,003	95,012
Wool or Hair, Goats'	Lbs.	58,231	34,476	71,916	259,206	71,540	7,279	5,687	10,358	35,341	10,317
Wool, Sheep and Lambs'	"	4,285,305	9,959,949	5,634,118	7,348,548	6,816,414	179,818	439,362	277,536	390,316	371,952
Yarn, Cable	"	7,543,768	11,756,026	8,295,524	11,339,552	10,775,843	105,821	194,106	150,358	178,340	159,294
All Other Articles	Value	—	—	—	—	—	121,453	180,411	131,775	215,528	177,594
TOTAL.		—	—	—	—	—	8,360,521	10,328,149	9,292,004	11,437,557	12,349,801

EXPORTS THERETO.

PRODUCE AND MANUFACTURES OF THE UNITED KINGDOM.

PRINCIPAL AND OTHER ARTICLES.	QUANTITIES.					DECLARED REAL VALUE.				
	1861.	1862.	1863.	1864.	1865.	1861.	1862.	1863.	1864.	1865.
Agricultural Implements - - - Value	—	—	—	—	—	£ 18,281	£ 9,807	£ 7,948	£ 2,560	£ 3,842
Alkali, Soda - - - Cwts.	102,601	102,197	149,587	112,392	119,857	52,260	51,472	69,570	55,541	62,597
Apparel and Haberdashery - Value	—	—	—	—	—	16,003	10,957	9,840	5,847	7,286
Beer and Ale - - - Barrels	3,435	3,140	2,705	2,595	2,759	14,434	11,037	9,617	9,663	10,061
Bleaching Materials - - - Cwts.	9,303	21,311	7,395	11,231	18,635	3,812	13,889	3,442	6,625	10,480
Coals, Cinders, and Culm - - Tons	354,190	372,285	416,533	397,552	384,183	150,175	162,642	177,538	169,101	173,619
Copper, Wrought and Unwrought - Cwts.	2,043	2,723	22,064	5,642	13,336	8,104	15,096	109,081	29,429	64,731
Cotton Yarn - - - Lbs.	3,043,685	885,875	1,222,381	2,487,409	1,607,527	195,712	76,273	159,470	393,575	194,122
Cottons, Entered by the Yard - Yards	3,224,182	1,422,428	678,912	1,095,015	907,517	80,572	35,537	23,846	41,781	30,305
" " at Value - - - Value	—	—	—	—	—	32,271	17,357	12,619	10,968	22,149
Drugs and Chemical Products - - "	—	—	—	—	—	23,185	13,727	15,423	14,388	15,797
Earthenware and Porcelain - - "	—	—	—	—	—	14,223	11,177	10,720	10,957	9,631
Fish, Herrings - - - Barrels	14,457	14,248	10,020	12,801	6,352	20,715	16,075	11,133	13,085	6,511
Hardware and Cutlery, Unenumerated - - - Cwts.	27,321	13,119	7,382	7,080	8,687	117,001	53,270	34,542	40,136	44,559
Iron, Wrought and Unwrought - Tons	47,549	30,931	62,709	51,611	70,734	456,949	283,935	627,168	448,857	667,461
Lead and Shot - - - " "	3,819	2,963	2,683	1,563	1,865	79,352	61,032	55,170	30,397	38,907
Linen Yarn - - - Lbs.	1,278	4,221	17,450	37,747	8,847	134	409	1,798	4,448	741
Linens, Entered by the Yard - Yards	828,754	609,723	402,260	328,991	325,670	49,034	34,130	25,143	20,397	17,429
" " at Value - - - Value	—	—	—	—	—	3,536	3,198	2,122	4,547	3,467
Machinery : Steam Engines - - "	—	—	—	—	—	182,239	46,465	76,415	79,969	143,625
" " All Other Sorts - - - "	—	—	—	—	—	386,365	240,000	257,857	302,997	326,538
Oil Cloth - - - Yards	206,523	46,355	165,426	328,029	256,147	11,029	3,092	9,516	19,790	12,600
Painters' Colours (not otherwise described) - - - Value	—	—	—	—	—	12,391	4,558	8,047	7,111	6,065
Paper of all Sorts (including Paper Hangings) - - - Cwts.	820	896	678	830	943	7,283	6,422	4,377	5,018	5,501
Salt - - - Tons	66,464	63,067	63,181	72,199	56,141	41,712	36,128	36,469	37,937	28,381
Silk, Thrown and Yarn - - - Lbs.	4,169	1,915	4,707	15,228	—	5,303	2,364	5,544	16,310	—
" Manufactures - - - Value	—	—	—	—	—	11,990	5,735	6,128	4,699	2,759
Sugar, Refined - - - Cwts.	1	70	28,463	—	—	3	165	47,775	—	—
Tin, Unwrought - - - " "	8,522	7,473	8,919	4,948	8,436	52,655	43,415	54,036	26,898	41,311
Tin Plates - - - Value	—	—	—	—	—	14,872	19,568	28,201	14,990	18,325
Wool, Sheep and Lambs' - - - Lbs.	186,667	202,986	413,724	203,519	245,135	13,159	18,969	38,255	18,666	21,737
Woolen and Worsted Yarn - - - "	2,511,376	1,206,003	965,678	2,004,226	1,569,167	340,206	175,731	164,040	398,530	263,203
Woolens, Entered by the Yard (including those formerly entered by the Piece) - - Yards	758,760	656,618	383,858	403,520	458,064	65,691	38,358	37,911	40,543	49,532
" " at Value - - - Value	—	—	—	—	—	5,121	7,837	10,707	4,785	7,513
All Other Articles - - - "	—	—	—	—	—	175,715	213,635	272,366	284,625	277,569
TOTAL - - - -	—	—	—	—	—	2,661,487	1,743,462	2,423,834	2,575,170	2,588,354

FOREIGN AND COLONIAL PRODUCE AND MANUFACTURES.

PRINCIPAL AND OTHER ARTICLES.	QUANTITIES.					COMPUTED REAL VALUE.				
	1861.	1862.	1863.	1864.	1865.	1861.	1862.	1863.	1864.	1865.
Caoutchouc - - - Cwts.	1,221	1,136	862	3,650	2,465	£ 9,203	£ 9,202	£ 6,727	£ 25,824	£ 18,323
Cochineal - - - " "	3,450	5,659	2,909	1,991	2,944	51,649	81,607	46,908	35,075	53,691
Coffee - - - Lbs.	3,017,351	3,786,520	4,590,605	3,835,728	4,774,366	96,597	137,412	165,845	127,562	158,775
Cotton, Raw - - - Cwts.	508,252	67,496	152,678	222,446	276,238	1,812,442	506,903	1,535,816	2,451,679	2,263,233
Gambier and Cutch - - - Tons	268	107	79	373	258	5,095	2,610	1,828	9,333	6,178
Gum Lac, Shell Lac - - - Cwts.	915	1,686	1,552	823	1,670	8,075	14,837	11,879	5,003	7,077
" Sticklac - - - " "	80	2,035	3,727	1,742	3,033	408	9,412	13,045	4,652	6,761
Hides, Untanned - - - " "	4,454	3,611	8,117	3,353	9,088	15,289	11,599	21,552	8,610	19,860
Indigo - - - Tons	10,645	5,650	9,401	6,527	8,086	381,312	198,597	264,090	192,520	243,625
Logwood - - - Tons	1,039	110	990	729	518	6,234	684	5,496	3,630	2,426
Nicaragua Wood - - - Tons	266	199	114	125	519	2,343	1,620	1,166	1,488	6,987
Oil, Cocoa-nut - - - Cwts.	10,565	7,381	8,121	7,817	4,423	24,827	19,283	19,118	14,917	9,565
" Olive - - - Tons	376	286	92	120	16	21,361	16,424	5,243	6,885	842
Olibanum - - - Cwts.	2,202	4,165	5,721	4,851	6,330	5,138	11,766	18,188	16,271	17,935
Pepper - - - Lbs.	390,558	241,268	260,325	56,687	433,641	6,509	4,021	4,067	827	6,323
Petroleum, Refined and Unrefined - Tons	—	5	1,083	213	91	—	74	22,106	4,129	2,843
Quicksilver - - - Lbs.	24,796	88,675	59,036	152,229	87,641	2,247	8,036	5,349	16,333	9,039
Rice, not in the Husk - - - Cwts.	48,553	34,764	55,828	15,269	28,757	31,357	21,293	33,962	8,653	19,771
Shumach - - - Tons	74	207	95	375	1,903	885	2,271	1,042	5,144	27,784
Silk, Thrown - - - Lbs.	170	—	1,008	—	—	275	—	1,596	—	—
Spirits : Rum - - - Proof Gallons	33,802	16,615	19,529	7,205	8,801	3,288	1,446	1,577	621	740
Sugar, Unrefined - - - Cwts.	1,276	7,531	2	1,090	380	1,808	10,330	2	1,568	446
" Refined - - - " "	13,329	1,624	2,441	5	26	23,104	2,741	4,109	9	41
Tea - - - Lbs.	129,447	3,950,516	851,068	1,413,636	553,548	9,169	312,749	66,489	107,520	46,128
Tobacco, Unmanufactured - - - " "	7,603	—	—	52,672	187,990	265	—	—	2,104	6,658
Wine - - - Gallons	49,613	63,956	53,719	30,801	42,334	17,668	20,825	18,842	10,847	12,577
Wood for Ship-building, viz., Teak - Loads	190	208	3,182	225	1,039	3,012	2,782	38,012	2,775	11,950
Wool, Sheep and Lambs - - - Lbs.	88,632	9,260	20,389	13,635	309,644	5,982	629	1,407	1,097	22,901
All Other Articles - - - Value	—	—	—	—	—	114,392	71,840	98,738	72,812	104,887
TOTAL - - - -	—	—	—	—	—	2,659,934	1,480,993	2,414,199	3,137,888	3,087,566
TOTAL OF BRITISH AND FOREIGN PRODUCE	—	—	—	—	—	5,321,421	3,224,455	4,838,033	5,713,058	5,675,920

RUSSIA
 (SOUTHERN PORTS.)

SOUTHERN PORTS.
IMPORTS THEREFROM.

YEARS 1861 to 1865.

PRINCIPAL AND OTHER ARTICLES.	QUANTITIES.					COMPUTED REAL VALUE.				
	1861.	1862.	1863.	1864.	1865.	1861.	1862.	1863.	1864.	1865.
Corn: Wheat - - - - - <i>Cwts.</i>	3,835,871	5,081,288	3,863,622	3,811,956	7,249,834	£ 2,401,909	£ 2,796,725	£ 1,747,484	£ 1,621,879	£ 3,160,770
" Barley - - - - - "	773,936	831,857	240,646	311,938	843,677	299,087	289,903	81,224	97,347	231,844
" Maize or Indian Corn - - - - - "	528,951	935,070	987,236	1,401,343	1,181,756	203,597	312,370	319,804	442,474	362,071
" Other Kinds - - - - - "		(Not computed).		6,442	123,679	58,451	2,572	6,059	2,584	47,372
Seeds: Linseed and Flaxseed - - - - - <i>Qrs.</i>	291,577	259,082	138,934	197,680	211,405	766,643	724,004	413,519	521,938	576,276
" Rapeseed - - - - - "	22,391	25,862	9,252	32,772	27,908	42,556	52,792	16,665	48,571	47,066
Tallow - - - - - <i>Cwts.</i>	101,778	61,685	58,066	34,334	65,287	258,970	144,295	121,918	70,891	143,765
Wool, Sheep and Lambs' - - - - - <i>Lbs.</i>	8,333,679	8,227,235	7,949,037	8,050,051	8,233,529	363,116	426,349	394,902	430,784	413,734
All Other Articles - - - - - <i>Value</i>						41,083	15,928	25,684	38,605	50,998
TOTAL - - - - -						4,462,167	4,772,906	3,127,259	3,275,073	5,033,896

EXPORTS THERETO.

PRODUCE AND MANUFACTURES OF THE UNITED KINGDOM.										
PRINCIPAL AND OTHER ARTICLES.	QUANTITIES.					DECLARED REAL VALUE.				
	1861.	1862.	1863.	1864.	1865.	1861.	1862.	1863.	1864.	1865.
Agricultural Implements - - - - - <i>Value</i>						£ 23,385	£ 13,763	£ 1,948	£ 1,260	£ 164
Alkali, Soda - - - - - <i>Cwts.</i>	9,498	11,321	10,150	7,840	11,652	4,284	5,253	4,818	3,749	5,633
Apparel and Haberdashery - - - - - <i>Value</i>						3,140	5,033	3,677	4,987	5,692
Beer and Ale - - - - - <i>Barrels</i>	1,054	515	654	808	479	3,998	2,202	2,458	3,251	1,716
Cement - - - - - <i>Cwts.</i>	775	9,881	40,254	10,680	29,573	260	1,481	4,328	1,254	3,877
Coals, Cinders, and Culm - - - - - <i>Tons</i>	53,208	65,785	43,643	75,292	103,995	25,268	29,073	21,741	37,159	51,172
Coal Pitch and Tar - - - - - <i>Cwts.</i>	31,698	15,248	2,250	4,810	5,922	2,718	1,395	180	433	647
Copper, Wrought and Unwrought - - - - -	643	514	1,456	789	993	3,308	2,716	7,641	5,007	4,853
Cotton Yarn - - - - - <i>Lbs.</i>	217,192	50,420	37,226	51,954	78,055	17,116	4,480	5,019	6,463	10,778
Cottons, Entered by the Yard - - - - - <i>Yards</i>	1,572,348	1,212,607	147,681	566,743	309,245	28,543	24,945	4,559	19,668	7,804
" " at Value - - - - - <i>Value</i>						1,734	874	165	2,300	632
Earthenware and Porcelain - - - - -						9,007	10,690	10,758	19,768	23,419
Glass Manufactures - - - - -						3,765	2,504	3,720	5,382	4,814
Hardware and Cutlery, Unenu- merated - - - - - <i>Cwts.</i>	2,197	1,141	989	1,364	2,173	12,039	6,559	6,891	6,894	9,208
Iron, Wrought and Unwrought - - - - - <i>Tons</i>	4,232	3,465	4,427	3,327	6,427	39,627	38,654	41,820	44,340	68,367
Lead and Shot - - - - - <i>"</i>	56	77	64	25	75	1,283	1,820	1,356	546	1,626
Linen Manufactures - - - - - <i>Value</i>						3,757	2,525	3,837	8,458	16,216
Machinery: Steam Engines - - - - -						20,898	12,401	16,074	16,713	9,871
" All Other Sorts - - - - -						87,021	82,173	59,548	26,569	21,372
Painters' Colours - - - - -						2,081	2,074	1,813	2,030	2,791
Sugar, Refined - - - - - <i>Cwts.</i>	8,938	6,159	5,442	1,280	4,106	25,718	17,178	9,522	1,794	6,212
Tin, Unwrought - - - - - <i>"</i>	670	702	1,084	659	1,129	4,113	4,134	6,263	3,503	5,464
Tin Plates - - - - - <i>Value</i>						1,817	2,814	7,468	3,794	6,667
Woollens, Entered by the Yard (including those formerly en- tered by the Piece) - - - - - <i>Yards</i>	400,598	203,450	74,335	99,298	72,096	16,238	9,721	4,361	8,943	6,325
All Other Articles - - - - - <i>Value</i>						38,843	42,994	41,447	36,974	59,332
TOTAL - - - - -						379,961	327,456	271,442	271,239	334,652

FOREIGN AND COLONIAL PRODUCE AND MANUFACTURES.

PRINCIPAL AND OTHER ARTICLES.	QUANTITIES.					COMPUTED REAL VALUE.				
	1861.	1862.	1863.	1864.	1865.	1861.	1862.	1863.	1864.	1865.
Candles, Wax - - - - - <i>Cwts.</i>			300	-		£ -	£ -	£ 3,080	£ -	£ -
Cassia Lignea - - - - - <i>Lbs.</i>	21,196	14,451	20,528	21,965	28,962	839	593	813	847	1,116
Cochineal - - - - - <i>Cwts.</i>	91	230	170	161	120	1,362	3,317	2,741	2,836	2,188
Cocoa - - - - - <i>Lbs.</i>	14,673	12,189	21,410	6,257	24,531	390	330	558	163	715
Coffee - - - - - <i>"</i>	773,762	1,164,811	1,591,039	832,061	1,191,190	24,037	39,143	55,700	27,016	37,839
Hides, Untanned - - - - - <i>Cwts.</i>		204	800				578	1,857		
Indigo - - - - - <i>"</i>	35	268	353	236	362	1,254	9,420	9,916	6,961	10,907
Linen Yarn - - - - - <i>Lbs.</i>		12,000	28,200				1,200	2,400		
Oil, Cocoa-nut - - - - - <i>Cwts.</i>	1,142	1,466	1,352	430	310	2,684	3,827	3,183	821	670
Olibanum - - - - - <i>"</i>	849	1,715	1,482	1,210	3,190	1,981	4,844	4,711	4,058	9,038
Pepper - - - - - <i>Lbs.</i>	374,284	619,057	380,610	312,387	469,339	6,238	10,317	5,947	4,556	6,844
Rice, not in the Husk - - - - - <i>Cwts.</i>	11,577	13,091	18,847	6,789	11,477	7,477	8,018	11,465	3,847	7,890
Spirits: Rum - - - - - <i>Proof Gallons</i>	20,878	25,114	8,573	5,990	9,725	1,897	1,924	682	516	859
Sugar, Refined - - - - - <i>Cwts.</i>			858					1,444		
Tea - - - - - <i>Lbs.</i>	144	981,821	429,720	416,577	841,098	10	77,728	33,572	31,677	70,092
Wine - - - - - <i>Gallons</i>	1,537	2,770	2,547	3,065	3,213	545	848	843	1,015	935
All Other Articles - - - - - <i>Value</i>						15,384	19,620	38,195	17,722	20,784
TOTAL - - - - -						64,098	181,707	177,107	102,035	169,877
TOTAL OF BRITISH AND FOREIGN PRODUCE						444,059	509,163	448,549	373,274	504,529

RUSSIAN PORTS ON THE NORTH PACIFIC OCEAN.
IMPORTS THEREFROM.
Nil.

EXPORTS THERETO.

PRODUCE AND MANUFACTURES OF THE UNITED KINGDOM.

PRINCIPAL AND OTHER ARTICLES.	QUANTITIES.					DECLARED REAL VALUE.				
	1861.	1862.	1863.	1864.	1865.	1861.	1862.	1863.	1864.	1865.
Coals, Cinders, and Culm - - - Tons	—	120	—	—	—	£	£ 69	£	£	£
Cottons, Entered by the Yard - - - Yards	—	256,516	—	—	—	—	4,105	—	—	—
Iron, Wrought and Unwrought - - - Tons	—	8	—	—	—	—	235	—	—	—
Machinery and Millwork - - - Value	—	—	—	—	—	—	260	—	—	—
Woollen Manufactures - - - - - "	—	—	—	—	—	—	974	—	—	—
All Other Articles - - - - - "	—	—	—	—	—	—	2,271	—	—	—
TOTAL - - - - -	—	—	—	—	—	—	7,914	—	—	—

FOREIGN AND COLONIAL PRODUCE AND MANUFACTURES.

PRINCIPAL AND OTHER ARTICLES.	QUANTITIES.					COMPUTED REAL VALUE.				
	1861.	1862.	1863.	1864.	1865.	1861.	1862.	1863.	1864.	1865.
Spirits: Rum - - - - - Proof Gallons	1,677	—	—	—	—	£ 168	£	£	£	£
Wine - - - - - Gallons	217	—	—	—	—	78	—	—	—	—
All Other Articles - - - - - Value	—	—	—	—	—	104	—	47	—	—
TOTAL - - - - -	—	—	—	—	—	350	—	47	—	—
TOTAL OF BRITISH AND FOREIGN PRODUCE -	—	—	—	—	—	350	7,914	47	—	—

SWEDEN.
IMPORTS THEREFROM.

PRINCIPAL AND OTHER ARTICLES.	QUANTITIES.					COMPUTED REAL VALUE.				
	1861.	1862.	1863.	1864.	1865.	1861.	1862.	1863.	1864.	1865.
Animals: Oxen and Bulls - - - - - No.	—	3	—	—	3,406	£	£ 49	£	£	£ 61,913
" Cows and Calves - - - - - "	—	6	—	—	157	—	27	—	—	1,682
Corn: Wheat - - - - - Cwts.	65,568	19,188	28,498	80,479	26,786	42,532	12,036	13,126	34,947	11,976
" Barley - - - - - "	160,146	79,293	70,314	104,051	174,382	72,389	32,111	27,823	36,690	64,447
" Oats - - - - - "	1,511,056	1,492,711	2,266,759	2,048,900	3,069,280	615,190	552,891	767,880	675,780	1,091,916
" Other Kinds - - - - - "	—	(Not computed).	—	17,992	25,277	2,377	1,889	484	6,732	10,170
Copper Ore - - - - - Tons	2	20	—	285	983	8	345	—	4,821	15,237
Cotton, Raw - - - - - Cwts.	8,994	1,696	252	20	91	45,986	17,628	2,829	266	825
Iron, Ore - - - - - Tons	1	50	2	528	6,338	5	151	21	728	12,896
" in Bars, Unwrought - - - - - "	31,408	41,811	43,164	46,812	45,016	343,077	434,147	481,179	536,273	502,350
" Pig - - - - - "	4,943	10,328	6,954	9,094	7,284	27,007	51,640	40,987	54,564	43,704
" Bloom - - - - - "	2,572	1,690	1,702	2,086	2,735	24,537	13,464	15,318	18,774	24,615
" Steel, Unwrought - - - - - "	2,973	4,126	1,557	2,826	4,340	47,440	64,499	25,180	46,040	64,253
Lucifers of Wood - - - - - Cubic Feet of Packages	65,000	92,685	85,802	100,737	125,500	12,189	17,380	16,089	19,288	23,532
Oil-seed Cake - - - - - Tons	895	932	1,458	2,186	980	7,347	7,750	10,581	15,967	7,560
Tar - - - - - Lasts	785	2,030	1,360	1,159	309	13,739	40,573	18,544	13,810	3,420
Wood and Timber, not Sawn or Split - - - - - Loads	127,194	158,235	174,526	193,934	214,365	326,123	416,834	436,658	512,665	490,355
" " Deals, Battens, Boards, &c., Sawn or Split - - - - - "	303,976	316,995	428,831	453,134	506,440	967,063	952,045	1,287,244	1,414,575	1,588,595
" " Firewood - - - - - "	25,251	23,018	29,627	33,137	35,944	21,089	21,867	28,144	31,480	34,147
" " Lathwood - - - - - "	12,077	10,948	8,029	22,602	25,510	20,339	17,677	13,796	45,471	52,203
All Other Articles - - - - - Value	—	—	—	—	—	32,283	43,213	46,196	57,715	93,998
TOTAL - - - - -	—	—	—	—	—	2,620,720	2,698,216	3,232,079	3,526,586	4,199,794

EXPORTS THERETO.

PRODUCE AND MANUFACTURES OF THE UNITED KINGDOM.										
PRINCIPAL AND OTHER ARTICLES.	QUANTITIES.					DECLARED REAL VALUE.				
	1861.	1862.	1863.	1864.	1865.	1861.	1862.	1863.	1864.	1865.
Alkali, Soda - - - Cwts.	22,505	26,572	28,534	21,091	25,696	£ 8,303	£ 9,055	£ 10,201	£ 7,198	£ 9,837
Apparel and Haberdashery - Value	—	—	—	—	—	25,713	22,999	26,736	43,759	44,387
Brass Manufactures - - - Cwts.	680	1,436	832	408	783	3,805	7,178	4,197	2,350	3,844
Coals, Cinders, and Culm - - - Tons	236,412	245,673	230,862	245,894	261,982	101,377	99,449	96,247	103,418	116,879
Copper, Wrought and Unwrought Cwts.	2,428	3,058	2,540	2,796	3,143	10,744	13,920	11,686	12,859	14,218
Cotton Yarn - - - Lbs.	910,313	615,452	442,905	424,984	1,431,740	47,144	35,448	39,430	45,277	129,687
Cottons, Entered by the Yard - Yards	1,164,917	1,381,139	1,099,369	978,519	1,545,980	23,243	31,558	29,903	34,616	37,762
" " at Value - - - Value	—	—	—	—	—	3,944	5,396	8,598	7,706	8,121
Hardwares and Cutlery, Unenumerated - - - Cwts.	4,683	5,064	4,320	4,573	7,026	30,951	25,368	27,284	31,264	42,027
Iron, Wrought and Unwrought - Tons	16,913	20,173	15,894	20,285	25,024	119,413	131,056	89,391	149,193	201,021
Lead and Shot - - - "	129	102	93	115	91	2,759	2,161	2,110	2,511	1,990
Machinery: Steam Engines - Value	—	—	—	—	—	13,185	14,243	30,416	44,630	22,015
" All Other Sorts - - - "	—	—	—	—	—	41,593	23,880	22,467	23,999	24,771
Oil, Seed - - - Gallons	197,972	56,058	99,571	85,755	58,781	24,247	8,670	17,235	13,201	7,993
Painters' Colours (not otherwise described) - - - Value	—	—	—	—	—	3,569	3,699	3,098	2,207	2,909
Tin, Unwrought - - - Cwts.	571	690	478	696	473	3,640	4,332	2,835	3,729	2,334
Tin Plates - - - Value	—	—	—	—	—	5,382	6,559	6,650	6,517	6,455
Wool, Sheep and Lambs' - - - Lbs.	26,140	62,091	43,600	48,920	38,781	2,815	6,917	5,593	6,125	4,471
Woollen and Worsted Yarn - - - "	135,296	92,206	64,778	95,966	111,435	20,159	13,147	10,196	15,587	19,708
Woollens, Entered by the Yard (including those formerly entered by the Piece) - - - Yards	659,758	756,946	890,279	917,043	798,632	43,214	54,570	64,381	56,841	74,513
Woollens, Entered at Value - - - Value	—	—	—	—	—	1,776	3,561	1,725	649	838
All Other Articles - - - "	—	—	—	—	—	71,978	79,847	96,608	117,658	127,524
TOTAL - - -	—	—	—	—	—	608,954	603,013	606,987	731,294	903,307

FOREIGN AND COLONIAL PRODUCE AND MANUFACTURES.										
PRINCIPAL AND OTHER ARTICLES.	QUANTITIES.					COMPUTED REAL VALUE.				
	1861.	1862.	1863.	1864.	1865.	1861.	1862.	1863.	1864.	1865.
Bacon - - - Cwts.	—	1,880	28,944	15,323	—	£ —	£ 3,478	£ 41,486	£ 32,689	£ —
Coffee - - - Lbs.	190,087	780,604	380,909	1,827,225	1,221,505	5,452	24,951	13,392	56,236	37,225
Cotton, Raw - - - Cwts.	81,406	20,825	15,953	28,964	65,445	262,947	133,465	149,717	269,840	448,495
Guano - - - Tons	273	468	269	322	—	3,086	5,408	3,065	3,572	—
Hides, not Tanned - - - Cwts.	9,953	12,368	13,915	11,985	8,158	36,314	42,102	44,018	39,068	27,265
Indigo - - - "	593	407	287	265	377	21,242	14,306	8,063	7,817	11,359
Logwood - - - Tons	475	613	687	802	903	2,854	3,813	3,812	3,994	4,229
Oil, Palm - - - Cwts.	7,569	5,311	705	653	1,396	16,147	10,578	1,266	1,099	2,537
Petroleum, Refined and Unrefined Tons	—	—	260	78	150	—	—	4,563	1,897	3,872
Pork - - - Cwts.	—	980	21,598	4,444	—	—	1,752	39,326	9,444	—
Rice, not in the Husk - - - "	8,838	17,821	12,654	14,755	8,782	5,708	10,915	7,698	8,361	6,038
Saltpetre - - - "	1,686	702	353	1,662	1,354	2,740	1,217	647	2,681	1,670
Seeds, Clover - - - "	697	388	19,198	451	237	1,847	1,028	50,635	1,227	800
" Rape - - - Qrs.	212	—	1,039	—	135	604	—	3,078	—	412
Spirits: Rum - - - Proof Gallons	4,860	9,156	9,436	6,802	1,867	439	749	739	559	173
Sugar, Unrefined - - - "	34,229	6,021	7,291	26,588	50,248	44,866	7,326	8,519	38,676	62,369
" Molasses - - - Cwts.	206	6,724	6,746	323	293	101	3,407	3,430	209	172
Tallow - - - "	5,459	2,675	4,322	4,415	1,877	13,784	6,086	9,076	9,050	4,317
Tea - - - Lbs.	46,381	26,028	29,385	21,016	34,327	3,296	2,061	2,296	1,577	2,861
Wine - - - Gallons	11,392	11,571	20,156	14,228	16,376	3,984	3,603	6,438	4,485	4,427
Wool, Sheep and Lambs' - - - Lbs.	956,414	903,237	1,063,071	618,394	1,191,408	55,563	58,127	69,204	44,688	77,559
All Other Articles - - - Value	—	—	—	—	—	31,993	33,044	44,250	32,520	31,720
TOTAL - - -	—	—	—	—	—	512,967	367,416	514,718	569,689	727,500
TOTAL OF BRITISH AND FOREIGN PRODUCE	—	—	—	—	—	1,121,921	970,429	1,121,705	1,300,983	1,630,807

IMPORTS THEREFROM.

PRINCIPAL AND OTHER ARTICLES.	QUANTITIES.					COMPUTED REAL VALUE.				
	1861.	1862.	1863.	1864.	1865.	1861.	1862.	1863.	1864.	1865.
Animals: Oxen and Bulls - - - - <i>No.</i>	—	9	—	—	222	£	£	£	£	£
„ Cows and Calves - - - - „	—	49	5	1	40	—	723	80	18	672
Bones of Animals and Fish (except Whalefins) - <i>Tons</i>	1,060	539	576	460	1,517	5,115	2,848	3,070	2,603	8,252
Cobalt, Oxide of - - - - <i>Value</i>	—	—	—	—	15	1,770	3,195	3,561	9,900	11,025
Copper Ore - - - - <i>Tons</i>	764	684	1,132	738	1,469	3,242	2,736	3,033	3,197	13,774
„ Unwrought and part Wrought - - - - „	167	115	131	134	130	15,988	10,756	12,747	11,254	11,320
Corn: Oats - - - - <i>Cwts.</i>	39,168	25,534	97,193	46,954	118,690	15,863	9,111	32,773	15,572	42,116
Fish - - - - „	34,782	71,914	61,264	193,236	139,174	17,190	41,410	49,180	126,211	102,812
Ice - - - - <i>Tons</i>	8,732	26,010	36,492	24,702	38,605	8,732	25,029	32,844	22,233	34,746
Iron, Ore - - - - „	376	554	270	1,984	5,850	313	533	358	1,804	8,372
„ in Bars, Unwrought - - - - „	445	125	539	864	179	4,797	1,322	5,913	9,881	1,995
„ Bloom - - - - „	557	62	57	75	82	5,442	499	513	675	738
„ Chromate of - - - - „	416	122	433	131	155	3,440	737	2,400	360	930
Nickel, Ore of - - - - <i>Value</i>	—	—	—	—	—	375	3,983	1,831	37,585	11,128
Oil, Train or Blubber - - - - <i>Tons</i>	96	77	297	120	354	4,220	3,444	14,564	10,574	18,169
Oil-seed Cake - - - - <i>Tons</i>	869	660	704	1,431	1,131	6,631	4,990	5,082	10,814	9,398
Pyrites of Iron or Copper - - - - „	1,945	4,975	6,736	16,087	22,229	3,614	9,249	10,101	23,575	32,296
Skins, Seal - - - - <i>Number</i>	21,907	32,594	33,435	45,874	61,502	4,177	6,519	5,850	7,455	9,226
Wood and Timber, not Sawn or Split - - - - <i>Loads</i>	106,798	111,848	104,993	138,020	122,093	226,945	242,092	214,787	296,515	236,004
„ „ Deals, Battens, Boards, &c., } Sawn or Split - - - - „	180,932	211,604	250,509	290,985	287,539	527,715	620,088	704,022	847,480	720,596
„ „ Firewood - - - - „	87,816	81,745	95,858	99,009	137,287	74,090	77,660	91,065	94,059	130,423
„ „ Birch and Fir, for making } Herring Barrels - - - - „	4,497	3,060	4,747	6,294	5,659	6,746	4,590	7,121	9,441	8,489
All Other Articles - - - - <i>Value</i>	—	—	—	—	—	14,800	34,304	30,188	31,548	37,712
TOTAL - - - - -	—	—	—	—	—	951,205	1,105,973	1,231,083	1,572,754	1,454,262

EXPORTS THERETO.

PRODUCE AND MANUFACTURES OF THE UNITED KINGDOM.										
PRINCIPAL AND OTHER ARTICLES.	QUANTITIES.					DECLARED REAL VALUE.				
	1861.	1862.	1863.	1864.	1865.	1861.	1862.	1863.	1864.	1865.
Apparel and Haberdashery - Value	—	—	—	—	—	£ 23,935	£ 27,701	£ 25,284	£ 24,803	£ 13,756
Alkali, Soda - Cwts.	6,064	12,194	13,557	9,846	13,079	2,055	4,702	4,901	3,626	5,226
Carriages - No.	108	56	1	1	3	11,337	8,499	200	35	104
Coals, Cinders, and Culm - Tons	140,473	149,015	122,034	179,817	177,938	55,391	60,505	50,488	74,386	79,628
Copper, Wrought and Unwrought - Cwts.	869	1,859	3,097	2,344	3,652	3,918	8,421	13,219	10,535	15,345
Cotton Yarn - Lbs.	52,707	61,873	126,551	150,980	430,479	3,108	2,892	10,428	14,995	33,507
Cottons, Entered by the Yard - Yards	2,382,660	1,697,173	1,802,346	2,262,127	3,132,118	43,350	35,900	51,731	68,946	80,940
" " at Value - Value	—	—	—	—	—	4,982	6,345	9,194	13,143	18,448
Cordage and Twine - Cwts.	1,460	877	1,844	1,580	1,163	6,525	3,709	9,860	9,082	6,552
Earthenware and Porcelain - Value	—	—	—	—	—	12,156	12,960	15,537	12,735	10,913
Hardware and Cutlery, Unenumerated - Cwts.	5,995	5,553	6,110	6,907	10,593	31,381	28,896	32,799	37,404	42,384
Iron, Wrought and Unwrought - Tons	10,859	11,743	9,343	16,985	14,559	81,606	83,839	81,897	135,228	122,097
Lead and Shot - Tons	79	154	184	158	180	1,821	3,507	3,969	3,548	3,884
Leather, Wrought and Unwrought - Value	—	—	—	—	—	15,824	14,718	8,671	10,186	7,143
Linen Yarn - Lbs.	39,071	67,291	216,769	579,663	65,782	2,647	5,222	12,046	42,841	5,694
Linens, Entered by the Yard - Yards	424,252	263,329	346,965	895,755	519,815	16,717	11,203	18,022	43,585	28,253
" " at Value - Value	—	—	—	—	—	6,171	8,624	7,415	9,759	9,207
Machinery: Steam Engines - "	—	—	—	—	—	13,323	6,359	790	5,845	6,011
" " All Other Sorts - "	—	—	—	—	—	11,722	11,355	13,641	14,468	16,618
Oil, Seed - Gallons	74,272	61,762	77,099	88,747	76,441	9,899	10,221	12,993	13,388	10,403
Painters' Colours - Value	—	—	—	—	—	4,460	3,730	4,242	4,711	5,092
Salt - Tons	9,876	11,746	10,740	9,207	12,463	5,563	5,432	5,169	4,452	6,218
Tin Plates - Value	—	—	—	—	—	2,737	4,751	3,415	5,735	4,877
Wool, Sheep and Lambs' - Lbs.	21,523	102,918	10,021	30,526	24,217	1,466	6,747	740	2,284	1,778
Woollen and Worsted Yarn - "	46,816	46,659	92,202	68,520	54,303	5,524	6,055	11,391	10,816	8,611
Woollens, Entered by the Yard (including those formerly entered by the Piece) - Yards	1,143,205	1,051,199	1,096,291	1,176,356	972,893	60,028	62,750	72,996	88,564	69,635
" " Entered at Value - Value	—	—	—	—	—	2,262	2,537	3,167	2,339	2,640
All Other Articles - "	—	—	—	—	—	38,601	57,479	72,774	104,656	62,043
TOTAL - -	—	—	—	—	—	478,509	506,059	556,979	772,095	677,007

FOREIGN AND COLONIAL PRODUCE AND MANUFACTURES.

PRINCIPAL AND OTHER ARTICLES.	QUANTITIES.					COMPUTED REAL VALUE.				
	1861.	1862.	1863.	1864.	1865.	1861.	1862.	1863.	1864.	1865.
Bacon - Cwts.	—	1,507	34,765	3,450	4	—	£ 2,788	£ 49,830	£ 7,360	£ 12
Coffee - Lbs.	137,391	395,437	78,705	11,609	21,717	3,845	11,996	2,587	364	695
Cork - Tons	67	88	79	109	88	2,169	2,811	2,577	3,552	2,862
Cotton, Raw - Cwts.	28,342	5,612	5,703	7,643	17,536	89,242	39,461	53,020	71,122	116,743
Flax, Dressed and Undressed - "	—	—	1,419	1,351	3	—	—	4,035	3,831	8
Guano - Tons	81	50	—	—	—	918	578	—	—	—
Hides, Untanned - Cwts.	3,227	2,738	3,506	4,125	4,652	9,523	7,808	9,777	12,598	14,874
Indigo - "	348	92	137	154	166	12,466	3,234	3,849	4,542	5,001
Logwood - Tons	216	213	378	272	279	1,295	1,328	2,096	1,354	1,307
Oil, Palm - Cwts.	812	1,021	779	458	709	1,732	2,033	1,399	771	1,288
Rice, not Rough - "	1,391	3,175	4,674	7,690	1,880	898	1,945	2,843	4,358	1,292
Sugar, Unrefined - "	6,498	5,015	471	8,979	3,378	8,607	6,083	565	13,095	4,205
" Refined - "	700	137	6	1,978	309	1,213	231	10	3,494	478
Tea - Lbs.	37,833	37,089	31,104	36,062	25,500	2,680	2,936	2,429	2,742	2,125
Tobacco, Unmanufactured - "	42,631	10,303	20,494	95,028	23,074	1,495	460	897	3,762	817
Wine - Gallons	9,036	12,006	9,605	17,656	14,306	3,180	3,681	3,104	5,833	4,085
Wool, Sheep and Lambs' - Lbs.	31,524	7,280	164,359	211,958	70,900	1,707	444	9,416	16,730	4,504
All Other Articles - Value	—	—	—	—	—	9,123	12,897	19,113	20,348	15,565
TOTAL - -	—	—	—	—	—	150,093	100,714	167,547	175,856	175,864
TOTAL OF BRITISH AND FOREIGN PRODUCE	—	—	—	—	—	628,602	606,773	724,526	947,951	852,871

YEARS 1861 to 1865.

DENMARK PROPER,
(Including ICELAND, the FAROE ISLANDS, and GREENLAND.)

IMPORTS THEREFROM.

PRINCIPAL AND OTHER ARTICLES.	QUANTITIES.					COMPUTED REAL VALUE.				
	1861.	1862.	1863.	1864.	1865.	1861.	1862.	1863.	1864.	1865.
Animals: Oxen and Bulls - - No.	—	364	3	9	6,722	£ —	£ 6,545	£ 47	£ 167	£ 125,286
" Cows and Calves - - "	—	—	21	1	2,068	—	—	357	16	31,658
" Sheep and Lambs - - "	4	1	3	727	27,254	8	2	5	1,218	28,881
" Swine and Hogs - - "	—	—	—	—	2,095	—	—	—	—	5,663
" Horses - - - "	444	856	345	474	316	2,333	4,455	1,598	2,528	1,859
Bacon - - - - - Cwts.	829	275	3	1,023	27,765	2,487	727	9	2,964	91,555
Bones of Animals and Fish (except Whalefins) - - - - - Tons	1,883	1,490	1,114	2,018	2,231	8,831	7,884	5,957	11,263	12,410
Butter - - - - - Cwts.	14,840	30,284	41,336	62,329	65,555	80,316	156,349	210,054	354,852	362,440
Corn: Wheat - - - - - "	662,714	416,429	372,103	747,076	641,273	429,547	248,249	182,139	323,808	281,534
" Barley - - - - - "	870,482	1,116,861	1,176,693	1,283,979	1,545,799	392,586	449,797	470,410	446,004	540,194
" Oats - - - - - "	736,420	798,548	1,424,998	649,969	1,063,386	297,292	298,755	483,547	213,356	366,487
" Peas and Beans - - - - - "	4,662	15,587	33,147	57,065	32,338	2,065	6,264	12,478	22,372	13,026
" Other Kinds of Corn and Grain - - - - - "	(Not computed).			16,622	6,730	6,527	1,423	421	5,808	2,226
" Wheat Flour - - - - - "	9,289	2,175	10,233	23,279	37,192	7,625	1,733	7,612	14,687	23,722
Fish - - - - - "	7,678	4,221	6,979	13,767	20,589	8,119	3,629	7,170	11,394	17,016
Hams - - - - - "	28	67	19	224	5,351	87	206	60	637	17,465
Hides, not Tanned - - - - - "	879	1,289	4,586	14,508	22,725	1,949	2,988	9,359	31,911	43,725
Oil: Train or Blubber - - - - - Tons	86	68	254	75	244	2,816	2,546	11,538	3,648	12,051
" Spermaceti - - - - - "	—	—	—	—	50	—	—	—	—	5,850
Oil Seed Cake - - - - - Tons	4,345	4,082	3,541	5,369	3,575	32,543	30,341	23,418	35,789	25,901
Pork, Salted - - - - - Cwts.	793	1,076	2,927	9,585	18,769	2,085	2,346	7,000	22,019	50,140
Seeds, Rape - - - - - Qrs.	1,288	9,428	13,103	1,758	4,322	3,749	30,743	41,602	5,159	15,115
" Tares - - - - - "	1,408	2,893	2,840	2,784	1,128	2,871	4,561	4,257	4,174	2,576
Skins, Seal - - - - - No.	3,469	1,493	15,776	1,210	12,096	662	281	2,762	198	1,816
Tallow - - - - - Cwts.	250	17,514	255	4,978	549	618	39,118	547	10,440	1,226
Wool, Sheep and Lambs' - - - - - Lbs.	929,811	1,633,174	1,744,733	2,229,504	2,341,550	45,947	80,747	89,394	119,748	129,720
Woollen Rags, Torn up, to be used as Wool - - - - - "	1,182,608	1,508,528	1,317,904	1,444,128	1,170,512	19,712	25,142	24,183	31,531	23,910
All Other Articles - - - - - Value	—	—	—	—	—	21,158	26,340	29,370	52,512	50,835
TOTAL - - - - -	—	—	—	—	—	1,371,933	1,431,171	1,625,294	1,728,203	2,284,287

DENMARK PROPER,
(Including ICELAND, the FAROE ISLANDS, and GREENLAND.)
(Cont^d.)

YEARS 1861 to 1865.

EXPORTS THERETO.

PRODUCE AND MANUFACTURES OF THE UNITED KINGDOM.

PRINCIPAL AND OTHER ARTICLES.	QUANTITIES.					DECLARED REAL VALUE.				
	1861.	1862.	1863.	1864.	1865.	1861.	1862.	1863.	1864.	1865.
Alkali, Soda - - - - - Cwts.	23,343	28,984	28,244	41,153	98,740	£ 7,601	£ 9,591	£ 9,821	£ 13,567	£ 37,847
Apparel and Haberdashery - - - - - Value	—	—	—	—	—	1,837	4,432	5,435	19,842	10,099
Cement - - - - - Cwts.	34,555	51,960	46,627	63,739	84,680	4,384	6,493	6,588	8,526	9,713
Coals, Cinders, and Culm - - - - - Tons	426,489	429,846	429,643	488,918	545,333	175,023	185,129	179,245	202,865	242,731
Copper, Wrought and Unwrought - - - - - Cwts.	573	687	966	694	2,071	2,461	3,014	4,217	3,491	9,562
Cotton Yarn - - - - - Lbs.	1,761,479	899,297	418,835	526,363	1,382,010	82,281	48,674	39,051	55,561	110,993
Cottons, Entered by the Yard - - - - - Yards	5,058,663	2,863,777	2,902,945	3,475,368	4,282,624	56,731	50,762	69,079	93,576	103,610
" " at Value - - - - - Value	—	—	—	—	—	5,970	6,960	7,257	10,668	14,287
Earthenware and Porcelain - - - - - "	—	—	—	—	—	13,965	13,343	14,123	9,647	18,404
Fish, Herrings - - - - - Barrels	18,334	24,050	19,938	40,375	50,929	26,493	28,526	21,205	57,307	65,572
Hardwares and Cutlery, Un- enumerated - - - - - Cwts.	3,496	3,419	4,560	4,769	4,647	25,028	19,690	21,349	21,491	22,186
Iron, Wrought and Unwrought - - - - - Tons	25,685	32,097	27,663	18,641	30,862	167,538	208,792	201,796	170,010	241,899
Jute Manufactures - - - - - Yards	6,306	128,630	467,671	601,129	451,925	97	1,908	8,069	12,158	9,379
Lead and Shot - - - - - Tons	103	227	124	178	213	2,429	4,925	2,695	3,955	4,361
" White - - - - - Cwts.	2,470	2,382	2,740	2,235	2,922	3,410	3,132	3,492	2,899	3,538
Linen Yarn - - - - - Lbs.	372,533	387,559	592,903	654,862	665,304	20,797	20,732	32,162	44,173	40,270
Linens, Entered by the Yard - - - - - Yards	1,507,160	1,066,997	1,300,091	1,736,942	1,147,442	34,956	26,752	42,797	69,832	46,001
" at Value - - - - - Value	—	—	—	—	—	3,873	5,610	10,159	12,674	13,017
Machinery: Steam Engines - - - - - "	—	—	—	—	—	3,738	32,628	8,712	10,546	15,911
" All Other Sorts - - - - - "	—	—	—	—	—	12,212	26,630	28,222	9,473	16,831
Painters' Colours (not otherwise described) - - - - - "	—	—	—	—	—	1,199	2,239	2,665	2,247	2,863
Salt - - - - - Tons	13,444	17,967	31,354	11,649	9,750	6,994	8,760	13,713	6,150	5,021
Tin Plates - - - - - Value	—	—	—	—	—	4,311	3,361	3,951	4,944	4,650
Woolen and Worsted Yarn - - - - - Lbs.	13,440	21,659	27,644	35,771	30,937	1,542	2,907	4,145	5,676	5,146
Woolens, Entered by the Yard (including those formerly entered by the Piece) - - - - - Yards	802,866	807,290	900,954	1,437,634	1,098,095	59,557	57,398	70,876	207,166	108,768
" Entered at Value - - - - - Value	—	—	—	—	—	589	1,711	3,220	5,185	6,514
All Other Articles - - - - - "	—	—	—	—	—	41,194	46,607	66,643	89,138	95,259
TOTAL - - - - -	—	—	—	—	—	766,210	830,706	880,687	1,152,767	1,264,432

FOREIGN AND COLONIAL PRODUCE AND MANUFACTURES.

PRINCIPAL AND OTHER ARTICLES.	QUANTITIES.					COMPUTED REAL VALUE.				
	1861.	1862.	1863.	1864.	1865.	1861.	1862.	1863.	1864.	1865.
Bacon - - - - - Cwts.	377	114	2,918	—	22	£ 980	£ 211	£ 4,182	£ —	£ 67
Cochineal - - - - - "	31	23	19	214	37	464	332	306	3,770	676
Cocoa - - - - - Lbs.	48,403	29,626	124,415	127,211	174,461	1,286	802	3,240	3,313	5,088
Coffee - - - - - "	1,005,893	480,996	654,938	755,759	1,568,739	28,166	16,679	21,533	23,618	47,444
Copper, Unwrought and part Wrought - - - - - Cwts.	700	—	—	—	—	3,213	—	—	—	—
Cotton, Raw - - - - - "	2,741	2,007	119	2,078	301	8,423	13,175	1,107	23,409	2,103
Guano - - - - - Tons	52	132	130	62	188	585	1,525	1,480	688	2,119
Hides, not Tanned - - - - - Cwts.	1,146	1,510	1,410	4,573	3,860	3,645	4,627	3,304	11,308	9,952
Indigo - - - - - "	244	367	465	471	517	8,740	12,900	13,063	13,893	15,577
Oil, Cocoa-nut - - - - - "	2,318	2,832	2,955	4,072	2,112	5,447	7,399	6,957	7,771	4,567
Pork - - - - - "	250	36	1,304	225	166	616	64	2,375	478	407
Rice, not in the Husk - - - - - "	6,902	9,727	13,416	5,581	6,077	4,458	5,957	8,161	3,163	4,178
Seeds, Clover - - - - - "	115	—	1,637	4,724	7,751	305	—	4,318	12,853	26,160
" Linseed - - - - - Qrs.	1,730	657	1,030	—	3,818	4,635	1,938	3,146	—	10,611
Spirits: Rum - - - - - Proof Gallons	11,614	6,863	22,484	41,827	23,204	1,041	553	1,724	3,483	2,129
Sugar, Unrefined - - - - - Cwts.	8,172	3,355	28,306	49,190	67,205	10,676	4,326	33,430	71,007	79,957
" Refined - - - - - "	286	1,518	407	520	314	494	2,563	686	918	484
Tea - - - - - Lbs.	504,085	437,110	439,061	626,144	448,703	35,701	34,605	34,301	47,613	37,392
Wine - - - - - Gallons	12,823	13,744	9,296	11,509	16,396	4,516	4,280	3,011	3,729	4,652
Wool, Sheep and Lambs' - - - - - Lbs.	41,827	18,917	22,313	126,652	84,458	2,544	1,303	1,322	7,910	5,031
Woolen Manufactures: Cloths - - - - - Pieces	—	—	—	3,141	—	—	—	—	11,870	—
" Unenumerated, at Value - - - - - Value	—	—	—	—	—	—	—	—	6,510	—
All Other Articles - - - - - "	—	—	—	—	—	27,865	20,537	27,695	48,370	37,190
TOTAL - - - - -	—	—	—	—	—	153,800	133,776	175,341	305,674	295,784
TOTAL OF BRITISH AND FOREIGN PRODUCE	—	—	—	—	—	920,010	964,482	1,056,028	1,458,441	1,560,216

DUCHIES OF SCHLESWIG AND HOLSTEIN, WITH LAUENBURG.

IMPORTS THEREFROM.

PRINCIPAL AND OTHER ARTICLES.	QUANTITIES.					COMPUTED REAL VALUE.				
	1861.	1862.	1863.	1864.	1865.	1861.	1862.	1863.	1864.	1865.
Animals: Oxen and Bulls - No.	22,335	22,778	27,853	30,448	38,983	£ 388,622	£ 388,235	£ 438,354	£ 488,940	£ 708,532
" Cows and Calves - "	691	401	575	598	664	10,608	5,885	8,968	9,353	10,394
" Sheep and Lambs - "	26,014	26,224	37,904	36,008	56,789	54,311	50,745	62,688	56,673	66,635
Bones of Animals and Fish } (except Whalefins) - } Tons	1,310	975	1,222	1,198	775	6,302	5,186	6,438	6,788	4,388
Butter - Cwts.	4,557	2,826	1,658	4,533	458	25,060	15,533	8,264	26,829	2,660
Corn: Wheat - - - - - "	325,966	213,369	183,230	254,459	254,159	211,937	127,210	91,429	110,974	108,761
" Barley - - - - - "	67,907	24,414	80,204	5,223	2,695	30,968	10,006	31,786	1,804	1,012
" Oats - - - - - "	86,410	47,501	156,255	10,950	31,842	34,562	17,411	52,932	3,643	11,039
" Peas and Beans - - - - - "	43,347	13,252	20,327	8,395	22,831	19,639	5,371	7,825	3,316	9,977
" Other Kinds - - - - - "			(Not computed).				1,824			
" Wheat Flour - - - - - "	11,068	11,388	19,836	14,507	8,454	9,459	9,181	15,084	9,103	5,451
Hops - - - - - "	108	177		1,152	29	1,080	669		5,472	145
Oil-seed Cake - - - - - Tons	3,910	3,242	4,834	2,945	1,850	28,928	22,650	30,027	18,089	11,264
Seeds: Rape - - - - - Qrs.	4,972	14,183	12,910	645	4,039	14,387	46,074	40,988	1,855	13,903
Wool, Sheep and Lambs' - Lbs.	159,784	36,115		126,637		7,566	1,657		6,751	
All Other Articles - - - - - Value						40,475	26,232	5,882	64,507	61,069
TOTAL - - - - -						883,904	733,869	800,665	814,097	1,015,230

EXPORTS THERETO.

PRODUCE AND MANUFACTURES OF THE UNITED KINGDOM.										
PRINCIPAL AND OTHER ARTICLES.	QUANTITIES.					DECLARED REAL VALUE.				
	1861.	1862.	1863.	1864.	1865.	1861.	1862.	1863.	1864.	1865.
Alkali, Soda - - - - - Cwts.	25,668	12,940	14,329	9,857	13,367	£ 6,087	£ 3,351	£ 3,812	£ 2,495	£ 3,900
Cement - - - - - "	17,025	32,217	37,474	15,769	32,214	2,721	3,911	4,558	1,887	3,809
Coals, Cinders, and Culm - Tons	131,204	139,033	131,221	109,364	151,649	51,456	52,455	48,768	40,077	59,036
Earthenware and Porcelain - Value						3,460	5,058	5,222	2,237	2,713
Iron, Wrought and Unwrought - Tons	5,776	4,585	8,518	12,114	8,867	33,638	26,857	54,363	85,611	61,439
Machinery and Mill Work - Value						1,095	50	1,115	7,685	10,150
Salt - - - - - Tons	3,208	2,911	3,031	2,111	3,941	1,862	1,525	1,392	1,386	1,935
All Other Articles - - - - - Value						46,278	17,858	4,987	3,652	4,320
TOTAL - - - - -						146,597	111,065	124,217	145,030	147,302

FOREIGN AND COLONIAL PRODUCE AND MANUFACTURES.

PRINCIPAL AND OTHER ARTICLES.	QUANTITIES.					COMPUTED REAL VALUE.				
	1861.	1862.	1863.	1864.	1865.	1861.	1862.	1863.	1864.	1865.
Copper, Unwrought and part } Wrought - - - - - } Cwts.	402	282	1,000			£ 1,730	£ 1,323	£ 4,761		
Cotton, Raw - - - - - "				614					5,188	
Rice, not in the Husk - - - - - "	5,900		4,934		3,226	3,810		3,002		2,218
Seeds, Linseed - - - - - Qrs.	880					2,358				
Sugar, Unrefined - - - - - Cwts.	60,168	52,608	28,451	29,730	6,003	63,630	52,490	28,632	35,208	6,233
Tea - - - - - Lbs.	11,798				48	836				4
All Other Articles - - - - - Value						2,893	242	1,519		4
TOTAL - - - - -						75,287	54,055	37,914	40,396	8,459
TOTAL OF BRITISH AND FOREIGN PRODUCE						221,884	165,120	162,131	185,426	155,761

DANISH POSSESSIONS.
(WEST INDIES.)

YEARS 1861 to 1865.

WEST INDIES.
STE. CROIX, ST. THOMAS, AND ST. JOHN.
IMPORTS THEREFROM.

PRINCIPAL AND OTHER ARTICLES.	QUANTITIES.					COMPUTED REAL VALUE.				
	1861.	1862.	1863.	1864.	1865.	1861.	1862.	1863.	1864.	1865.
Bark, Peruvian - - - - - <i>Cwts.</i>	3,448	174	1,400	923	1,008	£ 50,982	£ 1,455	£ 7,757	£ 5,337	£ 6,845
Cochineal - - - - - "	9,354	136	589	266	355	134,556	1,935	8,556	5,160	6,744
Cotton, Raw - - - - - "	1	11	1,338	1,058	6,132	4	92	13,192	13,619	51,975
Hats of Straw - - - - - <i>Lbs.</i>	3,407	883	3,526	1,046	1,286	8,518	2,208	8,815	3,661	4,501
Indigo - - - - - <i>Cwts.</i>	2,831	207	1,797	454	159	78,215	7,769	57,770	12,617	4,231
Jalap - - - - - <i>Lbs.</i>	77,558	12,055	1,094	194	—	16,750	2,448	274	39	—
Jewels, Precious Stones (except Diamonds) <i>Value</i>	—	—	—	—	—	800	5,870	160	2,200	12,600
Oil of Turpentine - - - - - <i>Cwts.</i>	—	1,899	1,739	—	—	—	10,943	9,621	—	—
Pearls - - - - - <i>Value</i>	—	—	—	—	—	21,264	19,769	29,035	37,791	33,294
Platina, and Ore of Platina - - - - - "	—	—	—	—	—	1,516	1,178	3,206	2,859	1,785
Skins and Furs - - - - - "	—	—	—	—	—	1,318	506	1,831	5,877	3,955
Sugar, Unrefined - - - - - <i>Cwts.</i>	2,963	1,725	27	24	375	3,617	1,934	31	33	391
Tobacco, Unmanufactured - - - - - <i>Lbs.</i>	4,819	310	10,510	72,727	4,566	138	13	449	3,601	133
All Other Articles - - - - - <i>Value</i>	—	—	—	—	—	58,526	19,278	19,655	28,345	17,422
TOTAL - - - - -	—	—	—	—	—	379,204	75,398	160,352	121,139	143,876

EXPORTS THERETO.

PRODUCE AND MANUFACTURES OF THE UNITED KINGDOM.

PRINCIPAL AND OTHER ARTICLES.	QUANTITIES.					DECLARED REAL VALUE.				
	1861.	1862.	1863.	1864.	1865.	1861.	1862.	1863.	1864.	1865.
Apparel and Haberdashery - - - - - <i>Value</i>	—	—	—	—	—	£ 21,331	£ 33,621	£ 41,663	£ 32,508	£ 25,493
Arms and Ammunition : Gunpowder - - - - - <i>Lbs.</i>	20,090	191,174	89,290	72,878	94,145	908	6,840	3,374	3,166	3,780
Beer and Ale - - - - - <i>Barrels</i>	1,155	1,690	1,764	1,815	3,120	5,516	7,086	8,445	9,234	14,967
Coals, Cinders, and Culm - - - - - <i>Tons</i>	72,198	56,644	58,870	68,225	67,375	35,661	27,908	28,551	35,078	35,447
Copper, Wrought and Unwrought - - - - - <i>Cwts.</i>	1,358	2,556	1,014	1,310	1,040	6,610	13,103	4,575	6,183	4,534
Cottons, Entered by the Yard - - - - - <i>Yards</i>	29,864,509	21,592,472	18,329,280	17,350,233	12,740,720	426,592	331,275	369,453	385,151	263,276
" " at Value - - - - - <i>Value</i>	—	—	—	—	—	11,214	21,979	19,744	20,064	13,782
Earthenware and Porcelain - - - - - "	—	—	—	—	—	8,885	10,169	10,922	5,872	3,753
Glass Manufactures - - - - - "	—	—	—	—	—	2,396	5,356	4,475	2,883	4,664
Hardwares and Cutlery, Unenumerated <i>Cwts.</i>	5,922	8,511	6,998	6,513	9,286	18,235	28,100	23,284	25,340	32,789
Iron, Wrought and Unwrought - - - - - <i>Tons</i>	828	1,163	1,032	1,043	1,946	10,526	16,539	13,058	16,291	29,402
Leather, Wrought and Unwrought - - - - - <i>Value</i>	—	—	—	—	—	1,085	5,937	2,491	2,320	4,678
" Saddlery and Harness - - - - - "	—	—	—	—	—	1,774	2,666	1,182	944	946
Linens, Entered by the Yard - - - - - <i>Yards</i>	4,339,995	5,451,818	3,696,761	4,071,086	6,527,453	109,979	143,508	110,570	135,535	195,921
Painters' Colours (not otherwise described) - - - - - <i>Value</i>	—	—	—	—	—	1,692	2,260	3,508	4,071	3,233
Silk Manufactures - - - - - "	—	—	—	—	—	2,349	5,317	6,121	3,024	1,782
Soap - - - - - <i>Cwts.</i>	5,214	4,217	5,741	3,352	4,738	6,898	5,619	7,792	4,145	5,495
Woollens, Entered by the Yard (including those formerly entered by the Piece) - - - - - <i>Yards</i>	174,479	219,646	282,537	220,314	161,179	12,529	18,032	17,209	15,333	10,928
" Entered at Value - - - - - <i>Value</i>	—	—	—	—	—	922	3,637	3,143	1,416	1,731
All Other Articles - - - - - "	—	—	—	—	—	21,879	39,343	30,956	38,212	32,254
TOTAL - - - - -	—	—	—	—	—	706,981	726,295	710,516	746,770	688,855

FOREIGN AND COLONIAL PRODUCE AND MANUFACTURES.

PRINCIPAL AND OTHER ARTICLES.	QUANTITIES.					COMPUTED REAL VALUE.				
	1861.	1862.	1863.	1864.	1865.	1861.	1862.	1863.	1864.	1865.
Arms, Cannon, &c., Mounted - - - - - <i>Value</i>	—	—	—	—	—	£ —	£ 1,490	£ 2,000	£ —	£ —
Cinnamon - - - - - <i>Lbs.</i>	1,008	196	—	—	412	73	15	—	—	42
Coffee - - - - - "	—	177,310	—	—	—	—	5,365	—	—	—
Cotton Piece Goods - - - - - <i>Pieces</i>	1,524	22,286	7,766	105	400	963	12,135	4,008	250	236
Ginger - - - - - <i>Cwts.</i>	—	608	—	—	—	—	1,778	—	—	—
Gloves, of Leather - - - - - <i>Pairs</i>	—	84	—	168	—	—	9	—	18	—
Guano - - - - - <i>Tons</i>	—	259	—	4	—	—	2,991	—	44	—
Opium - - - - - <i>Lbs.</i>	153	—	506	1,447	151	123	—	462	1,194	108
Rice - - - - - <i>Cwts.</i>	1,478	1,220	6,544	5,737	5,603	954	747	3,981	3,251	3,852
Silk Manufactures :										
Bandannas, Corahs, Choppas, Tus- sore Cloths, Romals, and Taffaties } <i>Pieces</i>	250	1,149	265	556	—	250	965	230	488	—
Crape Shawls, Scarfs, Handkerchiefs, and Pieces } <i>Lbs.</i>	375	272	354	—	—	775	589	448	—	—
Broad Stuffs and Ribbons - - - - - "	—	189	40	18	—	—	472	96	43	—
Of other Sorts - - - - - <i>Value</i>	—	—	—	—	—	100	485	10	75	50
Spirits : Brandy - - - - - <i>Proof Gallons</i>	9,310	8,971	9,875	9,823	8,267	4,112	3,887	3,539	3,008	2,204
Tea - - - - - <i>Lbs.</i>	9,205	23,464	19,432	17,283	14,140	652	1,858	1,518	1,315	1,179
Wine - - - - - <i>Gallons</i>	5,505	9,173	7,541	7,574	6,426	1,929	2,889	2,427	2,435	1,779
All Other Articles - - - - - <i>Value</i>	—	—	—	—	—	2,620	3,679	2,418	4,493	3,289
TOTAL - - - - -	—	—	—	—	—	12,551	39,354	21,137	16,614	12,739
TOTAL OF BRITISH AND FOREIGN PRODUCE - - - - -	—	—	—	—	—	719,532	767,649	731,653	763,384	701,594

IMPORTS THEREFROM.

PRINCIPAL AND OTHER ARTICLES.	QUANTITIES.					COMPUTED REAL VALUE.				
	1861.	1862.	1863.	1864.	1865.	1861.	1862.	1863.	1864.	1865.
Beer, Spruce - - - - Gallons	91,619	86,099	50,157	116,736	91,788	£ 18,324	£ 17,220	£ 9,819	£ 22,764	£ 19,889
Bones of Animals and Fish (except Whalefins) - - - - Tons	1,524	1,908	1,401	1,449	2,644	7,341	10,130	7,589	8,315	14,544
Corn: Wheat - - - - Cwts.	4,453,510	6,285,431	4,410,497	4,935,328	5,403,914	3,091,490	4,014,047	2,531,096	2,497,047	2,778,534
„ Barley - - - - „	615,846	882,696	1,177,504	706,911	759,910	285,246	366,769	475,025	240,472	288,104
„ Oats - - - - „	424,496	163,141	511,027	131,779	62,601	169,153	59,656	173,463	43,407	23,621
„ Rye - - - - „	50,684	4,383	61,923	387,419	62,147	21,546	1,746	21,577	127,803	19,196
„ Peas and Beans - - - - „	720,759	429,364	894,431	654,442	366,947	302,370	171,131	349,712	253,261	151,345
„ Other Kinds of Corn and Grain - - - - „	(Not computed).			12,394	—	5,107	6	132	4,313	—
„ Wheat Flour - - - - „	7,250	2,433	10,724	33,557	66,267	5,997	1,970	7,709	20,993	43,627
Flax, Dressed - - - - „	1,477	712	419	—	1,401	4,604	2,524	1,413	—	4,872
„ Rough or Undressed - - - - „	72,313	144,593	72,104	86,479	54,299	173,974	401,903	186,852	223,017	136,880
„ Tow and Codilla of - - - - „	4,657	7,208	6,122	5,462	2,378	9,523	16,956	15,601	12,295	5,647
Hides, not Tanned - - - - „	2,330	2,797	2,407	2,951	3,204	9,765	12,135	11,302	13,974	15,390
Oil of Turpentine - - - - „	—	3,982	3,596	1,430	2,290	—	17,744	10,202	3,704	3,862
Oil, Rapeseed - - - - Tuns	1,715	2,035	956	1,891	814	72,330	98,295	43,113	83,666	39,080
Oil-seed Cake - - - - Tons	7,933	6,218	4,988	7,640	4,840	63,507	51,117	35,601	57,914	38,643
Pork, Salted - - - - Cwts.	8,225	4,963	4,855	9,677	12,154	21,650	11,767	11,746	22,916	31,248
Rags, and other Materials, for making Paper Tons	4,746	5,594	6,833	7,484	7,002	97,587	109,161	155,615	169,960	157,891
Seed: Clover - - - - Cwts.	2,879	5,131	2,557	5,323	2,462	7,461	13,515	6,730	14,856	7,909
„ Linseed and Flaxseed - - - - Qrs.	49,930	45,576	47,938	89,501	73,920	114,529	113,458	113,322	188,499	169,002
„ Rape - - - - „	65,922	31,740	47,828	54,336	7,053	187,835	104,051	141,463	162,092	21,304
„ Tares - - - - „	20,306	24,376	16,166	12,964	13,609	54,731	37,317	23,978	21,583	28,098
Spelter or Zinc - - - - Tons	10,100	10,494	14,375	1,294	5,952	178,768	192,818	272,998	30,523	135,563
Spirits, Unenumerated, not Sweetened - Gallons	135,798	11,040	153,130	75,077	419,001	10,849	828	10,218	5,039	27,937
Wood and Timber:										
Not Sawn or Split - - - - Loads	313,944	424,137	367,613	279,274	389,170	1,064,188	1,426,460	1,190,071	1,051,907	1,286,245
Deals, Battens, Boards, &c., Sawn or Split „	64,037	73,202	59,947	39,087	63,354	216,387	240,325	195,611	128,243	185,746
Staves - - - - „	15,360	23,351	14,639	22,638	24,647	137,087	199,645	127,144	290,136	300,093
Lathwood - - - - „	16,125	18,877	14,851	12,707	17,011	27,353	30,446	25,447	25,465	34,779
Wool, Sheep and Lambs' - - - - Lbs.	113,271	338,706	180,075	420,423	279,611	10,383	30,985	15,491	39,113	26,780
Woollen Rags torn up, to be used as Wool „	639,844	817,936	484,512	506,912	676,032	10,662	13,634	8,875	11,339	13,885
All Other Articles - - - - Value	—	—	—	—	—	61,148	66,168	52,588	88,303	116,491
TOTAL - - - - -	—	—	—	—	—	6,440,895	7,833,927	6,231,503	5,862,919	6,126,205

EXPORTS THERETO.

PRODUCE AND MANUFACTURES OF THE UNITED KINGDOM.										
PRINCIPAL AND OTHER ARTICLES.	QUANTITIES.					DECLARED REAL VALUE.				
	1861.	1862.	1863.	1864.	1865.	1861.	1862.	1863.	1864.	1865.
						£	£	£	£	£
Alkali, Soda - - - Cwts.	97,805	92,303	97,001	106,296	182,984	42,546	41,457	41,049	45,983	70,629
Beer and Ale - - - Barrels	2,530	2,487	1,967	2,602	3,168	9,589	8,679	6,567	9,068	10,280
Borax, Refined in the United Kingdom Lbs.	143,979	247,869	243,460	154,939	2,049	3,954	5,794	6,107	3,893	5,522
Cement - - - Cwts.	256,815	103,963	143,800	138,742	188,788	32,851	13,054	17,253	16,927	23,322
Coals, Cinders, and Culm - - Tons	452,739	535,336	522,300	355,722	597,771	171,498	199,679	191,084	131,361	227,392
Copper, Wrought and Unwrought Cwts.	2,339	2,112	9,050	2,653	3,342	8,046	10,067	41,519	12,989	15,773
Cotton Yarn - - - Lbs.	19,227,543	7,035,139	2,000,741	403,601	3,421,124	936,619	361,408	163,905	49,750	290,492
Cottons, Entered by the Yard - Yards	4,066,775	2,271,831	1,942,768	565,296	933,236	65,745	42,252	56,957	19,582	26,246
" " at Value - Value	—	—	—	—	—	4,022	8,686	14,872	8,430	7,498
Drugs and Chemical Products - "	—	—	—	—	—	2,896	14,896	17,343	11,268	14,779
Fish, Herrings - - - Barrels	167,189	273,691	205,369	142,409	159,824	243,777	387,563	239,700	190,649	235,455
Hardwares and Cutlery, Unenu- } merated - - - Cwts.	6,616	4,365	5,676	4,796	7,000	31,451	24,601	31,645	27,722	32,329
Iron, Wrought and Unwrought - Tons	53,082	54,959	69,200	31,983	72,088	314,857	311,433	338,496	148,920	341,859
Lead and Shot - - - "	104	102	41	36	134	2,174	2,138	896	749	2,648
Leather, Wrought and Unwrought Value	—	—	—	—	—	10,794	18,048	13,117	615	2,067
Linen Yarn - - - Lbs.	1,333,995	964,196	1,239,131	658,908	954,765	85,861	59,804	80,769	52,106	69,401
Linens, Entered by the Yard - Yards	2,353,769	1,603,695	897,960	621,118	773,437	52,209	42,724	49,083	35,925	41,494
Machinery: Steam Engines - Value	—	—	—	—	—	8,549	19,871	53,425	60,320	34,449
" All other Kinds - - - "	—	—	—	—	—	68,244	74,261	66,062	45,521	156,458
Molasses - - - Cwts.	16,673	13,279	6,114	6,874	6,093	15,220	11,508	4,793	5,863	5,169
Oil, Seed - - - Gallons	707,813	469,474	456,877	194,109	876,349	86,622	69,848	75,952	27,878	112,973
Painters' Colours (not otherwise } described) - - - Value	—	—	—	—	—	9,829	3,566	3,388	1,770	2,259
Salt - - - Tons	42,793	38,608	39,018	46,655	53,110	24,001	21,146	20,194	24,960	25,271
Tin, Unwrought - - - Cwts.	1,096	4,470	4,758	2,883	2,594	6,681	25,866	27,626	15,172	12,358
" Plates - - - Value	—	—	—	—	—	11,877	22,956	14,390	5,812	14,649
Woolen and Worsted Yarn - Lbs.	840,000	639,182	1,015,825	190,710	688,477	101,160	76,499	131,822	34,646	109,142
Woolens, Entered by the Yard } (including those formerly } entered by the Piece) - Yards	553,568	572,940	534,246	266,751	402,682	34,887	38,644	38,046	21,396	34,995
" Entered at Value - Value	—	—	—	—	—	1,060	721	4,092	3,919	4,201
All Other Articles - - - "	—	—	—	—	—	106,957	127,910	167,193	121,205	166,210
TOTAL - - -	—	—	—	—	—	2,493,976	2,045,079	1,917,345	1,134,399	2,095,320

FOREIGN AND COLONIAL PRODUCE AND MANUFACTURES.

PRINCIPAL AND OTHER ARTICLES.	QUANTITIES.					COMPUTED REAL VALUE.				
	1861.	1862.	1863.	1864.	1865.	1861.	1862.	1863.	1864.	1865.
						£	£	£	£	£
Caoutchouc - - - Cwts.	1,201	165	698	434	402	9,053	1,336	5,447	3,071	2,988
Cassia Lignia and Cassia Vera - Lbs.	52,642	21,953	179,623	82,510	82,546	2,084	902	7,110	3,180	3,181
Cochineal - - - Cwts.	145	479	508	282	300	2,171	6,907	8,192	4,968	5,470
Coffee - - - Lbs.	6,593,714	7,429,468	8,650,483	6,541,953	10,244,225	205,547	265,826	309,517	213,201	337,693
Copper, Unwrought and part Wrought Cwts.	4,371	17,350	10,858	4,860	6,900	19,658	75,885	47,619	22,045	30,241
Cotton, Raw - - - Lbs.	252,449	84,441	99,535	15,310	60,067	766,970	571,612	924,647	147,635	427,652
Guano - - - Tons	2,025	1,691	305	181	200	22,953	19,532	3,472	2,008	2,254
Gum Lac, viz. Shell Lac - - - Cwts.	982	1,590	2,255	838	1,803	8,666	13,992	17,260	5,094	7,640
Hides, not Tanned - - - "	6,412	13,367	12,333	4,496	10,201	22,721	45,294	35,798	13,567	29,070
Iron and Steel, Wrought - - - "	1,824	6,989	4,554	—	2	1,985	8,660	6,368	—	10
Indigo - - - "	681	842	1,578	811	753	24,394	29,596	44,329	23,921	22,687
Oil, Cocoa-nut - - - "	32,644	28,995	37,935	25,387	36,895	76,713	75,749	89,305	48,447	79,786
" Palm - - - "	47,961	69,551	47,120	36,114	28,598	102,317	138,522	84,620	60,792	51,933
Pepper - - - Lbs.	1,126,501	1,535,107	2,242,144	1,618,414	2,525,179	18,775	25,585	35,033	23,602	36,825
Pimento - - - Cwts.	5,181	4,815	7,233	7,760	4,109	6,994	6,380	8,981	9,118	4,777
Raisins - - - "	7,981	10,375	3,522	6,716	2,412	11,406	13,228	4,843	9,822	3,738
Rice, not in the Husk - - - "	56,448	33,978	34,299	34,855	65,552	36,456	20,812	20,865	19,751	45,067
Seeds, Clover - - - "	2,191	104	7,336	4,576	1,239	5,806	276	19,349	12,450	4,182
" Rape - - - Qrs.	—	20	300	—	32	—	63	889	—	98
Spirits: Rum - - - Proof Gallons	38,139	46,109	46,661	40,176	43,395	3,604	3,874	3,733	3,513	3,983
Sugar, Unrefined - - - Cwts.	33,059	10,930	80	533	407	35,019	12,609	110	724	517
Tea - - - Lbs.	1,410,605	6,639,199	6,823,581	6,571,710	8,522,375	99,918	525,603	533,092	499,724	710,198
Wine - - - Gallons	6,804	5,679	7,061	7,664	7,174	2,396	1,822	2,361	2,674	2,102
Wool, Sheep and Lambs' - - - Lbs.	177,113	37,556	167,414	13,991	473,060	12,269	2,575	11,576	853	34,987
All Other Articles - - - Value	—	—	—	—	—	65,999	86,939	77,143	50,327	67,905
TOTAL - - -	—	—	—	—	—	1,563,874	1,953,584	2,301,659	1,180,487	1,915,004
TOTAL OF BRITISH AND FOREIGN PRODUCE	—	—	—	—	—	4,057,850	3,998,663	4,219,004	2,314,886	4,010,324

IMPORTS THEREFROM.

PRINCIPAL AND OTHER ARTICLES.	QUANTITIES.					COMPUTED REAL VALUE.				
	1861.	1862.	1863.	1864.	1865.	1861.	1862.	1863.	1864.	1865.
Bones of Animals and Fish (except Whalefins) - - - - - } <i>Tons</i>	73	138	47	95	95	£ 341	£ 718	£ 255	£ 549	£ 507
Corn : Wheat - - - - - } <i>Cwts.</i>	529,741	403,697	350,133	669,701	647,685	391,859	252,472	211,702	331,936	337,403
„ Barley - - - - - } <i>„</i>	264	104	4,161	1,760	2,640	123	44	1,667	550	850
„ Oats - - - - - } <i>„</i>	2,178	—	—	—	—	846	—	—	—	—
„ Other Kinds of Corn and Grain - - - - - } <i>„</i>	—	—	(Not computed).	4,465	3,450	1,212	—	92	1,742	1,371
Oil-seed Cake - - - - - } <i>Tons</i>	153	—	534	546	321	1,074	—	3,552	2,993	2,496
Seeds, Rape - - - - - } <i>Qrs.</i>	4,650	1,858	678	—	—	13,663	6,038	2,034	—	—
All Other Articles - - - - - } <i>Value</i>	—	—	—	—	—	3,313	1,705	203	2,428	2,775
TOTAL - - - - -	—	—	—	—	—	412,431	260,977	219,505	340,198	345,402

EXPORTS THERETO.

PRODUCE AND MANUFACTURES OF THE UNITED KINGDOM.

PRINCIPAL AND OTHER ARTICLES.	QUANTITIES.					DECLARED REAL VALUE.				
	1861.	1862.	1863.	1864.	1865.	1861.	1862.	1863.	1864.	1865.
Alkali, Soda - - - - - } <i>Cwts.</i>	9,290	4,807	10,271	10,143	10,054	£ 2,559	£ 1,410	£ 2,743	£ 2,545	£ 3,090
Coals, Cinders, and Culm - - - - - } <i>Tons</i>	44,043	59,295	48,303	39,022	67,353	16,587	20,619	17,780	14,444	26,363
Earthenware and Porcelain - - - - - } <i>Value</i>	—	—	—	—	—	2,796	4,204	3,659	3,132	4,249
Hardware and Cutlery, Unenumerated - - - - - } <i>Cwts.</i>	313	345	299	145	167	2,183	1,565	1,133	539	770
Iron, Wrought and Unwrought - - - - - } <i>Tons</i>	3,992	3,336	3,952	2,355	3,196	30,397	27,244	30,630	20,419	26,056
Machinery and Mill Work - - - - - } <i>Value</i>	—	—	—	—	—	820	767	1,483	692	173
Molasses - - - - - } <i>Cwts.</i>	14,178	16,062	1,372	4,026	7,987	13,038	14,679	1,156	3,534	6,918
Oil, Seed - - - - - } <i>Gallons</i>	62,544	31,565	28,545	12,575	25,084	7,710	4,800	4,887	1,834	3,507
Salt - - - - - } <i>Tons</i>	2,897	1,503	2,055	1,159	1,368	1,532	791	952	336	651
All Other Articles - - - - - } <i>Value</i>	—	—	—	—	—	7,731	5,762	8,006	3,776	5,231
TOTAL - - - - -	—	—	—	—	—	85,353	81,841	72,429	51,251	77,008

FOREIGN AND COLONIAL PRODUCE AND MANUFACTURES.

PRINCIPAL AND OTHER ARTICLES.	QUANTITIES.					COMPUTED REAL VALUE.				
	1861.	1862.	1863.	1864.	1865.	1861.	1862.	1863.	1864.	1865.
Bacon - - - - - } <i>Cwts.</i>	—	119	538	—	—	—	£ 220	£ 771	—	—
Coffee - - - - - } <i>Lbs.</i>	55,081	32,673	16,633	24,817	12,329	1,556	1,171	522	791	411
Guano - - - - - } <i>Tons</i>	421	135	—	—	—	4,772	1,559	—	—	—
Petroleum - - - - - } <i>Tons</i>	—	158	—	—	—	—	2,488	—	—	—
Rice, not in the Husk - - - - - } <i>Cwts.</i>	4,822	2,388	1,391	172	4,490	3,114	1,463	846	97	3,087
Spirits : Rum - - - - - } <i>Proof Gallons</i>	2,740	4,309	890	2,219	1,690	272	377	69	201	143
Sugar, Molasses - - - - - } <i>Cwts.</i>	2,231	1,989	2,583	3,074	798	1,230	1,011	1,261	1,994	474
All Other Articles - - - - - } <i>Value</i>	—	—	—	—	—	1,600	3,700	1,066	1,271	1,314
TOTAL - - - - -	—	—	—	—	—	12,544	11,769	4,535	4,354	5,429
TOTAL OF BRITISH AND FOREIGN PRODUCE	—	—	—	—	—	97,897	93,610	76,964	55,605	82,437

IMPORTS THEREFROM.

PRINCIPAL AND OTHER ARTICLES.	QUANTITIES.					COMPUTED REAL VALUE.				
	1861.	1862.	1863.	1864.	1865.	1861.	1862.	1863.	1864.	1865.
						£	£	£	£	£
Bran and Pollard - - - - Cwts.	33,092	11,119	27,432	3,700	2,128	8,273	2,780	6,859	925	532
Bristles - - - - - Lbs.	20,338	9,914	3,942	14,107	12,632	2,592	1,198	493	1,822	1,629
Butter - - - - - Cwts.	5,236	3,492	2,566	1,421	161	21,466	15,800	10,434	6,225	764
Caoutchouc, Manufactures of - - - Lbs.	294,236	163,699	87,256	107,893	51,794	17,744	8,740	5,232	6,316	3,931
Corn: Wheat - - - - - Cwts.	33,111	6,704	1,889	9,974	22,374	21,993	3,973	1,021	4,476	10,823
" Barley - - - - - "	2,979	11,936	1,914	3,411	1,410	1,488	4,830	704	1,151	489
" Oats - - - - - "	192,995	197,654	212,877	46,137	322,325	80,053	74,658	72,281	15,071	113,238
" Peas and Beans - - - - - "	54,566	31,187	41,538	26,932	93,807	24,608	12,715	16,064	10,440	37,545
" Other Kinds of Corn and Grain - - "			(Not computed).			155	—	—	—	—
Cotton Yarn and Cotton Yarn Waste - - Lbs.	1,800	33	70	165,290	1,665	80	2	4	16,275	235
Flax - - - - - Cwts.	204	1,098	235	589	—	490	2,591	509	1,322	—
Hops - - - - - "	5,617	3,271	887	707	220	21,747	16,846	4,057	4,408	1,747
Lead, Pig or Sheet - - - - - Tons	636	—	381	51	50	12,259	—	7,264	1,051	962
Oil-seed Cake - - - - - "	1,247	1,639	1,439	1,584	1,158	7,545	9,540	7,469	8,523	6,304
Paper and Pasteboard - - - - - Cwts.	904	2,334	3,240	1,501	465	2,212	3,986	5,142	1,536	280
Seed, Clover - - - - - "	759	1,555	480	3,557	98	1,947	4,152	1,281	9,344	340
Spelter or Zinc - - - - - Tons	13	25	—	307	—	233	461	—	6,575	—
Wool, Sheep and Lambs' - - - - - Lbs.	41,983	796,894	78,313	192,157	53,793	3,676	76,060	6,852	17,764	5,109
Woollen Manufactures - - - - - Value	—	—	—	—	—	5,846	723	1,245	3,479	1,870
Yarn, Woollen or Worsted - - - - - Lbs.	603	850	100	98,289	19,424	161	204	28	22,117	4,415
All Other Articles - - - - - Value	—	—	—	—	—	50,416	36,994	42,588	57,460	52,811
TOTAL - - - - -	—	—	—	—	—	284,984	276,253	189,643	196,280	243,024

YEARS 1861 to 1865.

HANOVER (Contd).

EXPORTS THERETO.

PRODUCE AND MANUFACTURES OF THE UNITED KINGDOM.

PRINCIPAL AND OTHER ARTICLES.	QUANTITIES.					DECLARED REAL VALUE.				
	1861.	1862.	1863.	1864.	1865.	1861.	1862.	1863.	1864.	1865.
Agricultural Implements - - - Value	—	—	—	—	—	£ 11,281	£ 7,653	£ 8,613	£ 8,439	£ 2,067
Alkali, Soda - - - Cwts.	4,498	445	75	371	3,538	1,409	135	35	151	1,217
Cement - - - - - "	23,834	26,138	34,336	19,941	28,243	3,103	3,237	4,236	2,579	3,314
Coals, Cinders, and Culm - - - Tons	103,927	84,933	86,013	54,458	85,726	41,102	30,533	30,196	21,739	34,013
Copper, Wrought and Unwrought - Cwts.	120	259	1,160	423	680	630	1,628	5,452	1,956	3,005
Cotton Yarn - - - - - Lbs.	3,202,155	1,380,750	430,716	489,850	362,367	180,356	91,267	43,707	69,368	37,021
Cottons, Entered by the Yard - Yards	8,225,033	441,984	23,819	258,812	78,500	117,423	9,524	1,162	7,788	2,406
" " at Value - - - Value	—	—	—	—	—	4,157	9,136	4,180	3,067	519
Fish, Herrings - - - - - Barrels	72,265	83,342	72,508	68,074	58,546	105,599	116,913	84,181	92,948	87,788
Hardware and Cutlery, Unenumerated - - - - - Cwts.	1,650	992	1,549	2,364	261	11,890	8,889	11,470	17,978	1,962
Horses - - - - - No.	25	26	—	—	—	3,000	5,200	—	—	—
Iron, Wrought and Unwrought - - - Tons	11,884	12,903	12,946	8,099	7,248	76,802	65,714	59,169	56,239	32,860
Leather, Wrought and Unwrought - Value	—	—	—	—	—	4,285	4,394	5,522	3,446	2,096
Linen Yarn - - - - - Lbs.	338,046	545,199	569,434	503,758	104,043	23,814	38,484	46,037	50,629	10,543
Linen Manufactures - - - - - Value	—	—	—	—	—	17,135	16,272	15,754	11,424	447
Machinery: Steam Engines - - - - - "	—	—	—	—	—	25,256	21,763	20,391	11,833	3,854
" " All Other Sorts - - - - - "	—	—	—	—	—	64,204	70,808	61,333	67,776	31,654
Molasses - - - - - Cwts.	28,938	20,897	12,981	7,525	10,855	27,400	18,373	10,297	6,472	9,439
Oil, Seed - - - - - Gallons	453,214	318,932	112,061	200,552	196,037	53,582	47,174	18,142	28,930	25,407
Silk, Thrown and Yarn - - - - - Lbs.	7,952	3,685	1,137	6,224	3,134	6,340	6,179	870	3,605	1,147
" " Manufactures - - - - - Value	—	—	—	—	—	7,992	2,303	3,864	1,449	1,001
Wool, Sheep and Lambs' - - - - - Lbs.	37,811	60,603	11,027	47,971	43,320	2,730	6,630	1,011	5,034	5,465
Woollen and Worsted Yarn - - - - - "	835,072	519,767	241,632	693,854	371,649	99,256	63,051	32,309	107,341	56,329
Woolens, Entered by the Yard (including those formerly entered by the Piece) - Yards	1,298,207	896,924	750,156	923,693	148,614	73,508	49,949	37,962	56,465	10,067
" " Entered at Value - - - Value	—	—	—	—	—	134	934	77	866	264
All Other Articles - - - - - "	—	—	—	—	—	66,905	62,191	62,367	52,456	35,614
TOTAL - - - - -	—	—	—	—	—	1,029,293	758,334	568,337	689,978	399,499

FOREIGN AND COLONIAL PRODUCE AND MANUFACTURES.

PRINCIPAL AND OTHER ARTICLES.	QUANTITIES.					COMPUTED REAL VALUE.				
	1861.	1862.	1863.	1864.	1865.	1861.	1862.	1863.	1864.	1865.
Caoutchouc - - - - - Cwts.	1,707	2,357	1,604	1,216	1,905	£ 12,866	£ 19,092	£ 12,518	£ 8,603	£ 14,161
Cochineal - - - - - "	626	339	309	89	74	9,372	4,889	4,983	1,568	1,349
Cocoa - - - - - Lbs.	119,703	21,981	357,995	146,405	115,363	3,179	595	9,323	3,813	3,365
Coffee - - - - - "	5,975,887	2,592,319	4,733,093	4,826,219	6,056,217	189,474	93,886	171,387	160,708	201,189
Copper, Unwrought & part Wrought - Cwts.	—	856	1,992	2,420	3,280	—	3,711	8,369	10,802	14,458
Cotton, Raw - - - - - "	99,847	78,839	65,655	50,697	15,111	292,888	520,291	590,375	447,808	99,984
Garancine - - - - - "	1,563	832	148	95	—	10,570	5,491	1,027	665	—
Gum Lac: Shell Lac - - - - - "	2,449	1,949	1,384	1,346	981	21,612	17,151	10,593	8,183	4,157
Hides, not Tanned - - - - - "	7,482	4,430	3,088	3,539	902	26,747	15,366	10,637	12,976	3,379
Indigo - - - - - "	1,068	447	718	347	395	38,257	15,712	20,170	10,235	11,901
Oil, Cocoa-nut - - - - - "	30,071	15,399	16,669	9,464	13,310	70,667	40,230	39,242	18,060	28,783
" " Palm - - - - - "	3,851	6,902	1,268	3,534	1,981	8,216	13,746	2,277	5,949	3,599
Pepper - - - - - Lbs.	341,510	305,408	258,516	205,520	284,013	5,692	5,090	4,042	2,997	4,141
Quicksilver - - - - - "	52,112	114,162	50,780	42,288	16,636	4,723	10,346	4,602	4,537	1,716
Raisins - - - - - Cwts.	8,881	4,165	1,194	2,184	1,942	12,693	5,311	1,642	3,194	3,010
Rice, not in the Husk - - - - - "	4,712	14,583	1,217	7,500	—	3,043	8,932	739	4,250	—
Saltpetre - - - - - "	3,480	—	611	550	—	5,655	—	1,120	887	—
Skins: Beaver - - - - - Number	1,631	760	20,743	6,021	—	598	323	7,692	2,408	—
" " Musquash - - - - - "	18,439	31,581	247,734	16,700	12,600	615	1,184	9,806	574	499
" " Otter - - - - - "	267	939	3,484	120	—	303	2,739	6,863	82	—
" " Raccoon - - - - - "	40,146	19,225	49,045	6,090	17,128	4,851	2,724	6,948	710	1,570
Spirits: Rum - - - - - Proof Gallons	22,284	21,185	22,359	15,211	22,767	2,144	1,784	1,800	1,323	2,157
Tea - - - - - Lbs.	57,021	32,040	79,899	30,134	9,938	4,039	2,537	6,242	2,291	828
Tobacco, Unmanufactured and Manufactured - - - - - "	10,355	1,968	58,494	214,919	11,290	591	276	3,115	8,816	447
Wool, Sheep and Lambs' - - - - - Value	645,432	281,498	220,877	81,379	280,322	41,499	18,839	15,409	5,863	20,415
All Other Articles - - - - - "	—	—	—	—	—	83,129	59,786	64,330	47,502	38,920
TOTAL - - - - -	—	—	—	—	—	853,423	870,031	1,015,271	774,804	460,028
TOTAL OF BRITISH AND FOREIGN PRODUCE	—	—	—	—	—	1,882,716	1,628,365	1,583,608	1,464,782	859,527

IMPORTS THEREFROM.

PRINCIPAL AND OTHER ARTICLES.	QUANTITIES.					COMPUTED REAL VALUE.				
	1861.	1862.	1863.	1864.	1865.	1861.	1862.	1863.	1864.	1865.
Animals: Oxen and Bulls - - - <i>No.</i>	298	—	—	—	1	£ 4,992	£ —	£ —	£ —	£ 18
Corn: Wheat - - - <i>Cwts.</i>	178	—	—	23	3,091	118	—	—	10	1,451
" Oats - - - "	42,974	32,092	42,562	5,582	56,119	16,960	12,239	14,525	1,888	19,671
" Peas and Beans - - - "	30,634	18,823	47,057	27,866	53,455	13,570	7,680	18,178	10,780	21,412
" Other Kinds - - - "	—	—	(Not computed.)	—	—	44	—	1,727	—	—
All Other Articles - - - <i>Value</i>	—	—	—	—	—	795	1,033	226	669	1,670
TOTAL - - -	—	—	—	—	—	36,479	20,952	34,656	13,347	44,222

EXPORTS THERETO.

PRODUCE AND MANUFACTURES OF THE UNITED KINGDOM.

PRINCIPAL AND OTHER ARTICLES.	QUANTITIES.					DECLARED REAL VALUE.				
	1861.	1862.	1863.	1864.	1865.	1861.	1862.	1863.	1864.	1865.
Alkali, Soda - - - <i>Cwts.</i>	11,417	9,580	11,589	12,830	17,640	£ 5,217	£ 4,267	£ 5,261	£ 5,642	£ 7,330
Coals, Cinders, and Culm - <i>Tons</i>	60,192	32,516	29,214	21,674	35,431	30,916	15,427	14,594	11,888	15,590
Iron, Wrought and Unwrought - - - "	9,337	6,777	7,355	2,958	8,138	34,391	25,433	30,883	12,556	29,902
Machinery and Millwork - - - <i>Value</i>	—	—	—	—	—	168	—	—	—	—
All Other Articles - - - "	—	—	—	—	—	6,456	4,583	4,100	3,113	7,065
TOTAL - - -	—	—	—	—	—	77,148	49,710	54,838	33,199	59,887

FOREIGN AND COLONIAL PRODUCE AND MANUFACTURES.

PRINCIPAL AND OTHER ARTICLES.	QUANTITIES.					COMPUTED REAL VALUE.				
	1861.	1862.	1863.	1864.	1865.	1861.	1862.	1863.	1864.	1865.
Cork - - - - <i>Tons</i>	—	—	—	13	32	£ —	£ —	£ —	£ 423	£ 1,041
Petroleum - - - - <i>Tons</i>	—	49	—	—	—	—	764	—	—	—
All Other Articles - - - <i>Value</i>	—	—	—	—	—	—	19	9	—	10
TOTAL - - -	—	—	—	—	—	—	783	9	423	1,051
TOTAL OF BRITISH AND FOREIGN PRODUCE	—	—	—	—	—	77,148	50,493	54,847	33,622	60,938

IMPORTS THEREFROM.

PRINCIPAL AND OTHER ARTICLES.	QUANTITIES.					COMPUTED REAL VALUE.				
	1861.	1862.	1863.	1864.	1865.	1861.	1862.	1863.	1864.	1865.
Animals: Oxen and Bulls - - - - - No.	10,819	4,989	12,862	20,658	31,458	£ 197,137	£ 84,392	£ 209,683	£ 339,093	£ 592,516
" Cows and Calves - - - - - "	203	117	1,583	6,014	16,176	3,136	1,714	24,697	79,636	236,864
" Sheep and Lambs - - - - - "	85,735	69,387	165,835	189,459	299,055	119,716	109,545	220,650	328,069	404,119
" Swine and Hogs - - - - - "	5,260	1,336	11,552	15,281	41,296	6,575	1,298	22,557	34,325	112,741
Arms: Swords, Bayonets, Cannons, Muskets, &c. - - - - - } Value	—	—	—	—	—	57,864	87,937	10,731	21,597	12,979
Bacon - - - - - Cwts.	99,194	78,095	104,531	144,189	242,688	328,530	233,454	284,300	410,696	819,707
Beads and Bugles of Glass - - - - - Lbs.	260,246	168,272	229,358	201,611	272,699	15,240	11,508	18,582	16,799	22,725
Beef, Salted - - - - - Cwts.	6,692	1,716	14,469	7,974	6,731	11,317	3,165	26,391	14,471	14,858
" Fresh - - - - - "	10,951	2,046	5,057	8,806	8,679	30,663	5,728	14,158	24,656	24,303
Bones of Animals and Fish (except Whalefins) - - - - - Tons	2,865	2,214	2,096	3,189	2,766	14,115	11,832	11,074	18,257	15,529
Books - - - - - Cwts.	2,276	1,834	1,686	1,967	2,246	29,793	25,073	23,294	26,363	32,027
Bran and Pollard - - - - - "	127,780	58,484	114,094	130,152	107,799	31,946	14,622	28,523	32,540	26,950
Bristles - - - - - Lbs.	161,896	132,632	134,237	207,274	358,364	20,109	16,026	16,616	26,772	47,340
Butter - - - - - Cwts.	128,014	114,079	160,167	134,798	123,952	664,336	604,446	800,978	781,391	732,583
Cheese - - - - - "	25,325	28,837	32,805	13,626	9,947	60,299	68,481	85,116	35,379	27,842
China, Porcelain, and Earthenware - - - - - "	7,936	9,337	8,956	8,647	8,111	37,056	50,275	42,377	36,185	40,745
Cobalt, Ore - - - - - Tons	119	156	242	457	285	5,840	8,474	14,480	22,938	15,674
Corn: Wheat - - - - - Cwts.	927,966	679,038	316,390	494,407	486,069	616,635	413,274	159,414	220,756	220,716
" Barley - - - - - "	466,104	373,611	612,003	212,116	397,645	215,761	152,480	255,400	69,973	149,116
" Oats - - - - - "	86,157	152,985	61,075	30,791	78,285	33,985	57,794	20,599	10,099	27,471
" Peas and Beans - - - - - "	123,024	78,447	104,816	107,291	194,776	55,068	31,650	40,429	41,618	80,658
" Other Kinds of Corn and Grain - - - - - "	—	—	(Not computed.)	—	1,420	7,719	1,382	1,396	117	516
" Wheatmeal and Flour - - - - - "	279,609	256,972	306,217	330,770	247,796	237,991	205,357	229,773	209,121	159,032
Cotton, Raw - - - - - "	3,642	3,417	3,558	5,988	4,222	16,406	33,630	41,314	79,347	40,032
" Manufactures - - - - - Value	—	—	—	—	—	92,643	81,765	103,709	116,106	102,221
Feathers for Beds - - - - - Cwts.	2,687	1,912	2,264	3,695	5,327	17,555	13,384	19,017	31,038	44,747
Flax, Dressed - - - - - "	581	985	1,832	2,041	2,481	1,911	3,471	6,405	6,790	8,218
" Rough or Undressed - - - - - "	382	228	689	2,353	1,127	875	631	1,934	6,278	2,836
" Tow or Codilla of - - - - - "	7,022	12,767	16,055	17,537	17,474	14,105	29,571	38,615	40,632	41,287
Fruit, Raw, Unenumerated - - - - - Value	—	—	—	—	—	16,465	32,508	29,610	25,980	17,355
Glass: Flint, Cut, and Uncut - - - - - Cwts.	12,325	9,955	10,492	12,426	13,705	83,128	71,271	79,809	74,945	90,550
Hair: Cow, Ox, Bull, or Elk - - - - - "	8,401	13,069	13,397	14,995	12,676	39,638	60,936	63,618	73,259	62,153
Hides, not Tanned - - - - - "	6,590	7,415	9,758	31,930	36,531	16,895	19,076	22,191	91,578	93,033
Hops - - - - - "	38,400	39,719	41,962	14,932	19,075	161,982	246,750	199,539	87,343	107,173
Horns, Horn-tips, and Pieces of Horn - - - - - Tons	249	127	198	239	240	6,875	3,653	4,666	5,700	5,755
Lard - - - - - Cwts.	13,052	4,750	6,644	5,753	21,948	37,124	15,187	19,856	17,420	84,950
Musical Instruments - - - - - Value	—	—	—	—	—	47,373	44,724	47,487	48,459	50,017
Oil, Seed - - - - - Tons	1,440	1,904	1,359	2,977	2,063	62,117	91,455	65,236	130,177	100,919
Oil-seed Cake - - - - - Tons	10,593	6,718	5,925	7,473	4,252	64,690	44,475	37,238	44,449	28,247
Paper and Pasteboard - - - - - Cwts.	14,627	22,006	17,328	10,726	7,861	40,364	52,760	42,782	23,858	17,833
Plumbago - - - - - Tons	1,818	2,062	2,536	2,201	2,013	16,029	20,620	25,360	22,010	20,130
Pork, Salted - - - - - Cwts.	54,315	24,753	39,998	48,916	72,612	139,886	62,796	95,554	113,823	188,554
" Fresh - - - - - "	11,082	1,239	1,554	9,300	11,523	36,294	4,057	5,089	30,460	37,739
Potash, Prussiate of - - - - - Lbs.	8,122	8,711	414,557	786,061	658,480	428	436	19,295	36,028	31,450
Prints and Drawings - - - - - Value	—	—	—	—	—	8,094	9,320	11,156	13,280	16,643
Rags, and other Materials, for making Paper - - - - - Tons	2,362	2,643	3,728	3,121	2,825	50,658	50,210	73,132	61,444	60,683
Rosin - - - - - Cwts.	58,797	13,378	4,357	158	6,794	51,679	13,182	6,201	238	6,241
Seeds, Clover - - - - - "	43,629	47,912	66,990	60,318	38,198	115,065	126,724	176,758	163,922	132,921
" Rape - - - - - Qrs.	9,279	16,936	20,138	12,584	6,846	26,561	55,175	59,178	37,016	22,242
" Tares - - - - - "	7,492	2,252	9,579	12,708	31,168	16,313	3,770	14,627	20,755	72,913
Silk, Raw - - - - - Lbs.	20,438	29,342	14,189	22,414	40,596	31,211	40,549	17,202	30,419	67,789
Skins and Furs of all Sorts - - - - - Value	—	—	—	—	—	63,701	96,407	105,506	102,549	107,719
Spelter or Zinc - - - - - Tons	8,264	6,169	10,601	21,281	12,339	150,055	112,367	197,295	479,374	272,962
Spirits, Unenumerated, not Sweetened - - - - - Gallons	210,628	196,404	402,139	774,685	920,470	18,042	15,043	27,074	52,642	60,820
" Sweetened or Mixed - - - - - "	1,721	1,357	15,954	113,026	27,666	1,722	1,357	15,951	113,024	27,666
Sugar, Unrefined - - - - - Cwts.	2,326	8,188	1,688	32,519	109,029	2,635	8,905	2,422	46,826	128,679
Tobacco, Unmanufactured - - - - - Lbs.	951,758	1,317,232	1,354,193	1,229,946	1,748,017	30,029	54,580	58,538	51,629	72,984
Toys - - - - - Value	—	—	—	—	—	76,513	82,490	88,241	102,164	94,887
Ultramarine - - - - - Cwts.	3,481	3,978	7,864	7,982	8,583	11,744	15,815	24,629	31,975	37,957
Wine - - - - - Gallons	342,693	431,643	526,442	368,182	424,953	35,063	43,703	52,725	36,814	42,497
Wool, Sheep and Lambs' - - - - - Lbs.	3,302,945	7,581,073	8,542,774	9,015,661	6,804,886	289,945	699,624	747,493	845,580	642,732
Woolen Rags torn up to be used as Wool - - - - - Value	4,066,720	4,760,224	6,543,936	5,925,248	7,347,200	67,777	79,337	119,836	130,270	153,941
Woolen Manufactures - - - - - Value	—	—	—	—	—	162,111	127,298	167,931	262,348	315,439
Yarn, Worsted, Dyed or Coloured, and fit for Embroidery or other Fancy Purposes - - - - - Lbs.	162,735	185,567	196,183	155,963	198,503	44,752	51,031	53,951	42,892	54,590
" Woollen and Worsted, for weaving - - - - - "	657,932	582,594	1,548,373	1,273,696	824,381	148,035	131,084	348,383	286,583	185,486
All Other Articles - - - - - Value	—	—	—	—	—	943,171	1,006,226	1,048,464	1,104,764	1,267,768
TOTAL - - - - -	—	—	—	—	—	6,058,490	5,957,260	6,946,235	7,923,039	8,837,769

EXPORTS THERETO.

PRODUCE AND MANUFACTURES OF THE UNITED KINGDOM.										
PRINCIPAL AND OTHER ARTICLES.	QUANTITIES.					DECLARED REAL VALUE.				
	1861.	1862.	1863.	1864.	1865.	1861.	1862.	1863.	1864.	1865.
Alkali, Soda - - - - Cwts.	94,253	94,777	103,068	148,253	181,851	£ 35,449	£ 35,594	£ 37,489	£ 54,614	£ 79,405
Apparel and Haberdashery - - Value	—	—	—	—	—	94,105	131,024	173,782	157,092	144,808
Brass Manufactures - - - Cwts.	2,328	2,603	2,714	2,470	3,429	12,825	14,183	13,289	14,082	17,712
Cement - - - - - "	221,094	267,576	346,134	304,510	250,941	29,267	32,412	42,957	40,526	33,228
Coals, Cinders, and Culm - - Tons	586,897	588,206	539,059	576,590	604,760	238,628	213,074	216,566	239,529	260,626
Copper, Wrought and Unwrought - Cwts.	27,850	33,396	34,373	23,303	35,184	127,577	150,646	149,785	108,554	156,038
Cotton Yarn - - - - - Lbs.	30,529,788	19,195,540	10,943,058	15,921,297	22,346,867	1,538,825	1,207,343	1,104,680	1,891,212	2,581,891
Cottons, Entered by the Yard - - Yards	55,546,257	44,437,703	36,426,127	27,939,897	55,611,733	1,019,033	982,791	918,140	825,307	1,368,668
" " at Value - - - Value	—	—	—	—	—	79,653	122,632	79,937	43,790	59,850
Drugs and Chemical Products - - "	—	—	—	—	—	30,203	56,528	59,114	55,289	73,099
Earthenware and Porcelain - - "	—	—	—	—	—	48,598	55,666	66,156	64,503	64,223
Fish, Herrings - - - - - Barrels	11,226	15,568	11,347	23,634	19,219	17,894	23,701	14,184	30,693	26,790
Hardware and Cutlery, Unenumerated Cwts.	31,160	29,197	48,091	44,341	47,708	198,005	191,071	259,860	321,061	360,560
Horses - - - - - No.	741	962	1,398	915	959	145,461	117,821	112,718	81,269	64,667
Iron, Wrought and Unwrought - Tons	46,304	50,604	62,845	66,566	72,146	301,266	353,642	430,497	448,029	494,049
Lead and Shot - - - - - "	431	429	492	465	539	9,368	9,245	10,516	10,165	11,466
Leather, Wrought and Unwrought - Value	—	—	—	—	—	71,552	79,040	56,869	50,766	49,177
Linen Yarn - - - - - Lbs.	5,999,585	6,562,363	6,425,651	8,880,875	6,830,144	483,582	435,173	483,346	782,735	563,602
Linens, Entered by the Yard - - Yards	10,721,237	10,951,209	9,268,587	8,496,466	10,010,791	297,885	344,804	357,800	414,645	429,264
" " at Value - - - Value	—	—	—	—	—	99,723	125,214	191,833	174,599	274,475
Machinery: Steam Engines - - - "	—	—	—	—	—	20,130	48,027	52,279	58,488	68,245
" All Other Sorts - - - "	—	—	—	—	—	159,140	163,064	214,828	261,030	266,227
Molasses - - - - - Cwts.	14,908	10,596	5,026	7,816	7,427	12,954	9,555	4,203	6,771	6,461
Oil, Seed - - - - - Gallons	799,512	701,062	667,220	1,190,199	2,001,560	98,614	107,224	110,491	172,313	270,916
Painters' Colours (not otherwise described) Value	—	—	—	—	—	39,694	22,274	15,185	17,534	24,975
Paper of all Sorts (including Paper } Hangings) - - - - - Cwts.	4,378	3,122	3,336	3,483	4,271	20,965	9,719	10,844	11,138	12,612
Silk, Yarn - - - - - Lbs.	92,073	89,957	63,433	79,756	120,614	75,299	67,920	41,835	47,567	79,508
" Thrown - - - - - "	72,045	52,899	44,134	55,897	32,700	80,792	58,752	49,072	60,701	37,317
" Manufactures - - - - - Value	—	—	—	—	—	184,247	153,949	153,941	161,100	131,651
Skins, British and Foreign - - - "	—	—	—	—	—	133,352	112,756	28,580	69,549	55,733
Tin Plates - - - - - "	—	—	—	—	—	25,260	24,681	23,246	28,201	22,444
Wool, Sheep and Lambs' - - - Lbs.	1,468,472	1,173,856	1,057,780	1,775,202	2,306,643	130,804	101,213	107,170	176,958	239,439
Woollen and Worsted Yarn - - - "	14,299,936	16,885,542	20,010,597	18,993,905	19,143,908	1,901,946	2,208,123	2,968,822	2,986,333	3,158,676
Woollens, Entered by the Yard (in- cluding those formerly en- tered by the Piece) - - - Yards	17,203,083	22,110,575	26,559,424	35,991,728	34,448,443	1,124,909	1,383,707	1,520,578	2,962,339	3,044,295
" Entered at Value - - - Value	—	—	—	—	—	21,406	31,037	32,905	36,384	40,978
All Other Articles - - - - - "	—	—	—	—	—	440,052	556,731	692,595	553,960	544,573
TOTAL - - - - -	—	—	—	—	—	9,298,463	9,740,336	10,806,092	13,418,826	15,116,658

EXPORTS THERETO—Continued.

FOREIGN AND COLONIAL PRODUCE AND MANUFACTURES.

PRINCIPAL AND OTHER ARTICLES.	QUANTITIES.					COMPUTED REAL VALUE.				
	1861.	1862.	1863.	1864.	1865.	1861.	1862.	1863.	1864.	1865.
Bacon - - - - - Cwts.	18	16,566	3,894	4	30	£ 46	£ 30,647	£ 5,582	£ 8	£ 91
Beads of Glass - - - - - Lbs.	71,406	66,260	209,636	205,240	220,600	3,570	3,313	12,005	10,690	11,718
Butter - - - - - Cwts.	2,166	4,105	1,209	889	1,014	10,695	10,498	5,562	4,764	5,142
Camphor, Refined and Unrefined - - - - - "	10	652	2,539	3,393	786	134	8,777	16,694	16,456	4,255
Caoutchouc - - - - - "	3,261	3,913	2,802	4,214	4,552	24,579	31,695	21,867	29,814	33,837
Cardamoms - - - - - Lbs.	30,166	52,061	51,560	67,551	58,888	6,410	14,968	13,105	15,480	13,617
Cochineal - - - - - Cwts.	3,220	2,444	3,124	3,749	3,972	48,206	35,244	50,374	66,045	72,439
Cocoa - - - - - Lbs.	817,610	97,945	1,411,957	565,466	671,061	21,717	2,652	36,769	14,725	19,572
Coffee - - - - - "	1,766,960	1,749,622	2,392,802	4,758,337	6,276,973	53,572	61,492	83,838	153,378	203,008
Copper, Unwrought and part Wrought - - - - - Cwts.	1,872	2,597	8,886	7,100	6,200	8,557	11,732	39,868	32,989	27,102
Cotton, Raw - - - - - Lbs.	462,973	294,770	419,102	512,781	714,600	1,411,955	1,958,072	3,844,526	4,671,135	4,838,292
" Yarn - - - - - "	—	—	900	55,762	68,640	—	—	45	1,395	12,500
Currants - - - - - Cwts.	1,443	4,828	16	15,460	7,853	1,588	4,828	17	14,558	6,708
Feathers, Ostrich - - - - - Lbs.	458	3,582	6,957	4,918	1,796	1,860	8,891	22,092	19,601	5,140
Galls - - - - - Cwts.	2,181	700	349	558	2,145	8,888	3,220	1,666	3,236	14,005
Ginger - - - - - "	3,412	5,122	7,901	8,272	8,884	8,957	14,981	24,691	23,539	17,953
Guano - - - - - Tons	191	4,368	1,054	1,260	2,507	2,168	50,451	12,000	13,976	28,256
Gum Shellac - - - - - Cwts.	4,941	6,289	5,075	9,275	7,888	43,605	55,343	38,845	56,384	33,426
Hats, of Straw - - - - - Lbs.	3,939	6	863	100	80	9,552	14	2,132	290	275
Hemp, Dressed and Undressed - - - - - Cwts.	4,898	6,396	12,325	18,380	14,681	6,332	7,483	16,696	23,901	14,677
Hides, not Tanned - - - - - "	80,016	94,965	107,192	47,904	64,426	283,256	329,156	358,434	175,414	236,343
" Tanned, Tawed, &c. - - - - - Lbs.	285,178	199,991	196,052	105,083	236,276	11,010	8,317	9,370	5,021	17,417
Hops - - - - - Cwts.	180	2,197	1,181	569	610	793	11,864	5,024	3,173	3,396
Indigo - - - - - "	10,489	6,870	10,159	10,809	12,018	375,724	241,481	285,383	318,821	362,092
Nicaragua Wood - - - - - Tons	244	—	6	20	785	2,144	—	61	238	10,568
Oil, Cocoa-nut - - - - - Cwts.	28,148	22,178	32,244	59,211	31,588	66,148	57,940	75,908	112,994	68,309
" Chemical, Essential & Perfumed - - - - - Lbs.	14,546	16,410	27,684	28,858	32,854	7,200	8,232	13,725	14,214	18,952
" Palm - - - - - Cwts.	9,240	16,081	2,992	15,540	16,635	19,713	32,028	5,372	26,159	30,220
Pepper - - - - - Lbs.	335,108	528,238	607,745	1,257,561	616,501	5,585	8,804	9,497	18,339	8,990
Quicksilver - - - - - "	20,907	43,399	26,218	38,417	134,082	1,895	3,933	2,376	4,121	13,827
Raisins - - - - - Cwts.	7,152	4,722	2,778	11,611	7,898	10,222	6,021	3,820	16,981	12,242
Rhubarb - - - - - Lbs.	20,187	33,597	32,563	18,965	38,653	5,467	5,039	4,749	4,741	16,105
Rice, not in the Husk - - - - - Cwts.	154,201	195,832	93,894	97,160	137,631	99,589	119,947	57,119	55,060	94,621
Seeds, Clover - - - - - "	1,271	876	6,378	7,403	9,716	3,368	2,321	16,822	20,143	32,791
" Sesamum - - - - - Qrs.	—	—	5,000	—	—	—	—	15,875	—	—
Silk, Raw - - - - - Lbs.	61,905	86,933	104,313	23,530	35,070	54,683	82,587	106,052	26,373	46,175
" Thrown - - - - - "	3,735	632	560	3,300	800	6,054	1,019	887	5,555	1,690
Silver, Ore - - - - - Tons	—	—	86	—	113	—	—	4,450	—	17,366
Skins, Bear - - - - - No.	15,068	6,114	5,488	18,831	5,831	20,718	8,636	8,049	29,737	9,183
" Beaver - - - - - "	68,750	88,718	68,231	105,522	52,551	25,208	37,705	25,302	42,209	29,341
" Fisher - - - - - "	4,299	22,432	5,778	3,100	5,031	6,287	30,657	7,319	4,443	8,301
" Fox - - - - - "	63,957	59,088	58,310	52,653	49,567	60,410	46,659	45,156	64,949	76,567
" Goat - - - - - "	470,229	236,357	332,782	641,482	393,055	34,408	21,134	31,482	57,182	40,151
" Marten - - - - - "	8,896	13,173	12,768	17,012	15,800	7,562	10,044	9,842	10,916	12,047
" Musquash - - - - - "	679,372	877,633	990,117	1,312,616	1,473,255	22,646	32,912	39,192	45,121	58,316
" Otter - - - - - "	14,737	19,702	15,628	16,146	10,307	18,178	14,684	10,015	11,931	8,976
" Racoon - - - - - "	440,915	420,973	343,768	442,113	435,964	53,277	59,638	48,700	52,047	39,964
" Sheep - - - - - "	105,986	133,381	228,286	318,334	263,357	5,772	8,851	13,229	15,974	12,508
" Unenumerated, being Furs - - - - - "	330	3,362	98,090	163,570	148,059	44	659	15,015	26,747	21,665
Spirits: Rum - - - - - Proof Gallons	166,369	236,091	190,833	170,225	237,254	15,662	20,074	15,515	15,123	21,680
" Sweetened and Perfumed - - - - - Gallons	136	153	4,258	18,912	10,368	136	153	4,258	18,912	10,368
Sugar, Unrefined - - - - - Cwts.	102,734	57,512	51,890	70,923	82,601	108,910	56,820	52,487	88,169	85,698
" Molasses - - - - - "	35,317	23,757	14,655	29,430	15,483	18,265	11,993	7,412	19,007	9,159
Tallow - - - - - "	2,802	6,565	9,850	213	2,172	7,075	14,935	20,685	437	4,996
Tea - - - - - Lbs.	2,314,623	2,069,021	1,922,266	2,403,609	1,616,437	163,953	163,797	150,177	182,775	134,702
Teeth, Elephants' - - - - - Cwts.	1,128	897	1,337	1,340	1,716	30,146	20,329	37,124	42,607	54,439
Tobacco, Unmanufactured - - - - - Lbs.	449,510	1,465,673	1,336,092	3,668,145	2,450,631	16,327	66,832	61,829	148,604	89,423
" Manufactured, and Cigars - - - - - "	74,514	75,350	110,450	258,790	157,853	7,612	10,533	10,843	23,176	16,115
Wine - - - - - Gallons	86,507	46,746	54,778	106,025	87,822	30,568	14,651	17,856	35,540	25,733
Wool, Sheep and Lambs' - - - - - Lbs.	2,937,022	2,156,463	2,196,140	1,410,382	5,564,887	199,188	149,836	150,601	111,857	407,774
All Other Articles - - - - - Value	—	—	—	—	—	270,362	332,194	321,929	323,508	337,524
TOTAL - - - - -	—	—	—	—	—	3,747,956	4,375,176	6,327,315	7,350,682	7,867,747
TOTAL OF BRITISH AND FOREIGN PRODUCE	—	—	—	—	—	13,046,419	14,115,512	17,133,407	20,769,508	22,984,405

IMPORTS THEREFROM.

PRINCIPAL AND OTHER ARTICLES.	QUANTITIES.					COMPUTED REAL VALUE.				
	1861.	1862.	1863.	1864.	1865.	1861.	1862.	1863.	1864.	1865.
Animals: Oxen and Bulls - No.	19,363	18,551	43,276	77,838	68,744	£ 348,741	£ 312,933	£ 696,563	£ 1,283,975	£ 1,308,305
" Cows and Calves - "	31,667	29,631	44,881	68,183	68,191	243,875	163,897	292,626	596,217	534,118
" Sheep and Lambs - "	198,877	202,970	225,453	261,206	323,272	436,802	407,178	383,375	471,105	794,595
" Swine and Hogs - "	23,353	16,562	14,890	44,881	46,895	29,190	15,761	29,735	100,665	125,103
Arms: Swords, Bayonets, Cannons, Muskets, &c. - Value	—	—	—	—	—	44,216	43,801	21,812	26,138	19,087
Bacon - Cwts.	3,103	872	1,518	1,261	6,690	8,854	2,142	3,303	3,473	21,181
Bark, for Tanners' or Dyers' Use - "	44,363	55,160	47,278	49,802	52,971	15,618	17,364	13,674	16,277	18,398
Bones of Animals and Fish (except Whalefins) - Tons	3,908	3,510	3,084	2,797	3,473	19,006	18,952	16,146	16,310	19,886
Bran and Pollard - Cwts.	96,516	68,163	93,715	52,963	121,490	24,129	17,041	23,429	13,242	30,373
Butter - "	367,094	312,610	295,418	336,224	345,026	1,822,397	1,538,111	1,370,816	1,774,462	1,886,486
Candles, Stearine - "	2,599	2,082	7,349	10,562	13,795	12,317	10,080	32,608	40,589	49,725
Caoutchouc - "	797	4,219	3,683	1,472	3,070	5,573	32,496	26,395	9,226	22,292
Cheese - "	346,059	298,387	321,015	336,831	386,962	808,258	688,542	831,036	881,972	1,100,037
Clocks - No.	48,121	40,758	51,381	55,787	25,192	12,309	9,014	10,725	11,453	8,749
Corn: Wheat - Cwts.	48,451	8,493	11,002	14,341	49,240	31,976	5,270	5,540	6,330	22,647
" Barley - "	105,743	46,189	83,636	13,176	30,749	51,323	18,875	32,212	4,502	12,066
" Oats - "	316,115	496,119	355,668	298,442	721,071	129,222	186,420	120,420	97,545	253,489
" Peas and Beans - "	24,295	20,437	30,322	34,479	92,760	11,147	8,248	11,640	13,177	37,514
" Other Kinds of Corn & Grain - "	—	(Not computed).	—	—	48	—	9	23	—	19
Cotton, Raw - "	8,307	6,337	1,047	761	2,926	41,008	51,141	11,294	10,634	29,169
" Manufactures - Value	—	—	—	—	—	89,020	143,665	184,292	165,758	174,943
" Yarn and Cotton Yarn Waste - Lbs.	594,233	579,143	601,200	593,253	604,647	72,407	48,007	52,048	84,644	85,934
Fish (except Eels) - Cwts.	53,502	58,039	50,424	55,942	52,335	19,007	23,108	23,957	29,607	33,458
" Eels - "	11,938	11,430	9,396	11,890	13,090	35,814	34,290	28,188	35,670	39,270
Flax, Dressed - "	16,322	13,057	26,836	22,812	14,821	67,761	56,784	130,238	108,622	65,274
" Rough or Undressed - "	89,379	98,271	90,354	130,835	139,663	298,919	360,257	374,829	524,861	512,533
" Tow and Codilla of - "	17,703	28,462	18,681	21,358	15,203	40,719	71,156	51,723	58,800	35,842
Flower Roots - Value	—	—	—	—	—	19,193	21,353	24,948	27,100	26,355
Fruit, Raw, Unenumerated - "	—	—	—	—	—	25,053	39,939	55,195	42,808	41,386
Garancine - Cwts.	15,559	12,972	13,942	15,264	14,449	105,264	85,434	96,896	106,848	101,143
Gutta Percha - "	583	1,736	875	1,779	4,682	3,650	18,130	8,763	13,737	25,828
Hair: Cow, Ox, Bull, or Elk - "	2,701	3,124	4,853	9,342	7,604	12,829	14,600	22,877	45,639	36,767
Hides, not Tanned - "	7,283	13,856	22,706	29,433	44,916	22,841	33,368	63,299	89,573	111,623
" Tanned, Tawed, Curried, or Dressed - Lbs.	493,780	544,958	652,120	587,746	603,775	133,093	147,829	138,473	115,509	96,209
Hops - Cwts.	17,044	8,461	9,729	9,318	4,593	64,067	41,793	47,161	60,155	32,867
Iron: Steel, Unwrought - Tons	323	216	1,814	4,281	1,994	5,057	3,380	29,370	69,687	29,833
Iron and Steel, Wrought or Manufactured - Value	—	—	—	—	—	40,815	33,265	47,431	82,247	89,092
Lead, Pig or Sheet - Tons	496	437	1,573	1,865	2,446	9,520	8,574	30,679	36,984	46,862
Madder - Cwts.	6,512	6,886	13,308	9,215	8,416	14,992	15,857	29,944	20,736	18,936
" Root - "	840	134	8,257	3,808	362	1,848	268	16,514	7,616	724
Manganese, Ore of - Tons	7,793	9,625	12,331	32,795	22,528	28,705	33,687	52,408	114,786	78,848
Nutmegs - Lbs.	35,283	133,148	218,220	324,622	452,691	1,841	7,131	9,160	16,593	22,465
Oil, Seed - Tons	1,672	3,167	3,122	1,292	4,024	74,262	153,012	134,867	54,487	190,856
Paper and Pasteboard - Cwts.	12,392	40,972	34,903	55,547	41,617	34,652	74,724	71,291	100,346	61,664
Potatoes - "	28,455	195,070	140,025	134,512	139,632	8,946	70,373	44,152	34,420	36,551
Potato Flour - "	5,321	11,332	37,075	42,425	47,445	5,699	8,499	26,222	28,888	32,064
Seeds: Caraway - "	9,224	6,744	11,722	8,212	13,307	14,317	10,116	14,702	10,212	17,299
" Clover - "	10,184	7,139	6,104	14,053	6,541	26,752	18,909	16,094	37,791	22,269
" Linseed and Flaxseed - Qrs.	9,832	19,043	10,239	39,181	19,794	26,539	57,095	31,786	114,043	51,988
" Mustard - Cwts.	13,406	18,563	25,484	14,352	29,486	14,512	15,206	18,582	14,247	29,710
" Seeds of other Sorts - Value	—	—	—	—	—	45,711	28,103	40,801	33,215	45,566
Silk, Raw - Lbs.	21,522	37,835	36,647	19,530	46,424	29,064	52,518	46,216	27,420	89,162
" Waste, Knubs, and Husks - Cwts.	576	981	740	125	89	9,038	14,853	8,288	1,649	1,847
" Thrown - Lbs.	13,950	6,632	7,020	5,446	2,797	23,785	11,017	11,057	9,185	5,866
" Manufactures: Stuffs and Ribbons - Value	18,961	42,135	63,101	61,332	85,857	47,934	108,514	147,988	147,026	207,998
" Unenumerated - Value	—	—	—	—	—	9,533	16,772	25,663	74,975	57,153
Spelter or Zinc - Tons	2,677	3,172	3,530	3,278	3,672	60,626	68,291	75,815	79,820	86,132
Spirits: Geneva - Gallons	143,561	134,865	187,517	207,376	207,465	14,682	14,011	18,246	19,475	17,780
Sugar, Unrefined - Cwts.	25,492	72,071	2,020	16,102	34,581	29,988	83,039	2,459	22,467	42,020
" Refined, and Candy - Lbs.	134,095	158,295	119,195	563,764	502,101	236,255	270,753	207,984	1,003,232	790,591
Tea - Lbs.	635,808	240,073	42,568	224,258	552,584	50,778	19,333	3,319	17,161	47,458
Tin - Cwts.	9,499	12,372	12,449	29,329	10,191	56,160	73,337	77,948	149,659	48,762
Tobacco, Unmanufactured - Lbs.	7,899,288	8,651,421	7,783,921	6,050,409	8,347,851	272,728	358,363	363,390	275,299	375,334
Toys - Value	—	—	—	—	—	19,088	19,139	20,395	29,853	30,219
Ultramarine - Cwts.	14,151	13,824	14,141	12,772	15,637	62,574	59,652	58,643	49,823	58,534
Wine - Gallons	381,620	314,238	363,857	410,341	466,952	152,782	133,423	154,972	176,830	205,027
Wood Hoops - Loads	4,652	4,982	6,002	7,152	8,139	27,912	29,890	36,011	46,460	56,299
Wool, Sheep and Lambs' - Lbs.	268,275	329,962	572,942	744,594	406,136	23,802	30,508	50,133	70,286	39,105
Woollen Rags torn up to be used as Wool - "	3,338,160	3,821,888	4,922,960	4,524,464	3,818,640	55,636	63,698	90,494	100,293	80,352
Woollen Manufactures - Value	—	—	—	—	—	62,944	60,368	91,306	114,504	119,893
Yeast, Dried - Cwts.	87,469	97,612	99,766	108,704	105,727	176,844	195,224	200,835	218,480	213,388
All Other Articles - Value	—	—	—	—	—	810,967	949,531	1,129,678	1,363,362	1,351,896
TOTAL	—	—	—	—	—	7,692,895	7,863,031	8,661,119	11,660,180	12,413,404

PRODUCE AND MANUFACTURES OF THE UNITED KINGDOM.

PRINCIPAL AND OTHER ARTICLES.	QUANTITIES.					DECLARED REAL VALUE.				
	1861.	1862.	1863.	1864.	1865.	1861.	1862.	1863.	1864.	1865.
Alkali, Soda - - - - - Cwts.	156,891	154,149	167,957	165,913	173,111	£ 46,633	£ 47,829	£ 49,523	£ 55,533	£ 65,948
Apparel and Haberdashery - - - Value	—	—	—	—	—	76,980	76,540	78,624	89,719	102,193
Coals, Cinders, and Culm - - - Tons	269,025	254,314	216,202	241,332	237,602	111,608	106,932	92,733	104,329	108,669
Copper, Wrought and Unwrought - Cwts.	26,589	20,463	41,628	32,825	45,234	120,468	93,279	184,731	154,613	199,266
Cotton Yarn - - - - - Lbs.	37,376,580	18,593,422	11,213,155	13,113,916	20,835,590	2,073,120	1,243,758	1,179,483	1,383,027	2,053,216
Cottons, Entered by the Yard - Yards	37,700,094	26,366,371	15,498,101	17,399,686	28,440,378	692,470	545,228	436,264	536,480	784,951
" " at Value - - - Value	—	—	—	—	—	44,636	74,919	63,571	76,770	74,865
Drugs and Chemical Products - - -	—	—	—	—	—	19,170	39,584	40,558	35,505	42,720
Earthenware and Porcelain - - - "	—	—	—	—	—	22,516	20,112	22,705	24,812	22,292
Grease - - - - - Cwts.	1,817	7,640	5,513	4,558	4,704	2,994	11,046	7,758	5,590	6,007
Hardware and Cutlery, Unenumerated - - - - - "	20,174	13,422	16,385	14,355	15,650	92,423	72,060	90,453	85,551	69,662
Iron, Wrought and Unwrought - Tons	93,436	127,575	97,041	88,540	135,583	518,813	675,923	533,038	548,340	741,794
Jute Yarn - - - - - Cwts.	38,151	33,450	28,563	24,802	24,373	43,227	39,980	48,705	41,987	36,843
Lead and Shot - - - - - Tons	144	126	147	135	32	3,086	2,512	3,207	3,322	784
Leather, Wrought and Unwrought - Value	—	—	—	—	—	90,117	76,554	66,940	65,365	72,333
Linen Yarn - - - - - Lbs.	2,817,567	3,656,092	3,812,507	3,688,771	4,165,531	142,924	187,313	233,340	273,871	255,196
Linens, Entered by the Yard - Yards	1,875,949	2,191,613	1,173,529	724,498	632,730	41,346	51,788	37,304	36,431	36,572
" " at Value - - - Value	—	—	—	—	—	13,721	15,609	17,638	19,582	20,939
Machinery: Steam Engines - - - "	—	—	—	—	—	13,156	21,954	51,646	37,086	121,020
" " All Other Sorts - - - "	—	—	—	—	—	219,953	162,965	163,835	207,150	228,782
Oil, Seed - - - - - Gallons	1,168,704	1,114,610	652,362	1,203,368	1,718,157	140,717	156,321	107,114	170,723	231,107
Painters' Colours (not otherwise described) - - - - - Value	—	—	—	—	—	25,995	22,862	13,885	12,198	14,175
Salt - - - - - Tons	28,743	26,001	25,617	23,226	21,215	10,630	8,742	8,861	8,426	6,321
Silk, Yarn - - - - - Lbs.	65,205	159,578	118,373	109,492	73,786	49,260	94,149	76,406	72,337	60,229
" Thrown - - - - - "	176,319	284,531	214,887	180,151	131,405	195,096	314,192	240,612	208,082	174,727
" Manufactures - - - - - Value	—	—	—	—	—	59,273	34,440	37,675	26,122	20,841
Tin Plates - - - - - "	—	—	—	—	—	26,036	24,505	22,875	32,933	26,532
Wool, Sheep and Lambs' - - - - - Lbs.	452,143	678,486	723,675	659,957	745,810	32,850	55,164	58,876	57,419	67,099
Woolen and Worsted Yarn - - - - - "	5,866,336	5,640,905	7,283,700	7,069,297	7,089,480	643,982	790,127	1,248,403	1,371,821	1,273,353
Woolens, Entered by the Yard (including those formerly entered by the Piece) - Yards	7,781,473	7,864,142	8,623,664	8,480,719	8,725,266	432,503	477,846	527,577	541,856	577,440
" Entered at Value - - - Value	—	—	—	—	—	4,382	11,238	7,696	8,290	12,547
All Other Articles - - - - - "	—	—	—	—	—	424,834	490,771	572,660	589,667	629,330
TOTAL - - - - -	—	—	—	—	—	6,434,919	6,046,242	6,324,696	6,884,937	8,137,753

FOREIGN AND COLONIAL PRODUCE AND MANUFACTURES.

PRINCIPAL AND OTHER ARTICLES.	QUANTITIES.					COMPUTED REAL VALUE.				
	1861.	1862.	1863.	1864.	1865.	1861.	1862.	1863.	1864.	1865.
Almonds - - - - - Cwts.	6,113	6,967	7,014	7,530	6,596	£ 17,020	£ 15,699	£ 17,729	£ 21,538	£ 18,613
Bacon - - - - - "	585	10,454	13,475	2,003	48	1,521	19,340	19,314	4,273	146
Bark, Peruvian - - - - - "	3,038	3,291	5,110	4,632	5,517	45,158	27,590	28,148	28,911	37,193
Caoutchouc - - - - - "	744	1,071	622	3,864	3,460	5,608	8,675	4,854	27,338	25,719
Cochineal - - - - - "	1,295	1,123	1,239	1,113	1,550	19,432	16,195	19,979	19,608	28,268
Cocoa - - - - - Lbs.	477,336	200,171	431,001	317,048	239,782	12,679	5,421	11,224	8,256	6,994
Coffee - - - - - "	12,893,074	10,055,529	17,072,522	25,068,081	35,371,557	410,037	362,033	615,925	831,432	1,160,337
Copper, Unwrought and part Wrought - Cwts.	6,387	21,082	20,862	35,720	39,320	29,045	95,330	93,180	168,238	178,100
Cotton, Raw - - - - - "	536,733	315,386	400,362	414,291	431,172	1,750,646	2,220,009	3,722,327	3,954,145	2,977,403
Currants - - - - - "	15,916	18,703	12,570	16,710	23,628	17,508	18,703	13,408	15,735	20,182
Gambier - - - - - Tons	363	48	609	504	849	6,134	1,002	13,579	12,661	20,114
Guano - - - - - "	7	1,423	218	176	330	83	16,439	2,481	1,952	3,719
Gum Animi and Copal - - - - - Cwts.	3,607	2,951	3,123	4,932	5,210	18,728	14,660	16,122	20,941	20,045
Gum Lac: Shell Lac - - - - - "	2,489	3,336	3,790	4,170	4,199	21,965	29,357	29,009	26,350	17,793
Hides, not Tanned - - - - - "	45,324	46,358	36,131	25,768	26,116	158,052	154,008	112,898	89,605	89,454
Indigo - - - - - "	10,670	6,968	6,312	10,411	11,956	382,208	244,926	177,315	307,081	360,124
Oil, Cocoa-nut - - - - - "	75,447	58,628	67,461	76,388	84,284	177,300	153,166	158,814	145,774	182,265
" Olive - - - - - Tons	163	98	252	282	119	9,267	5,614	14,411	16,179	6,264
" Palm - - - - - Cwts.	80,701	97,708	87,165	81,683	101,278	172,162	194,602	156,534	137,500	183,988
" Train and Spermacti - - - Tons	176	236	264	165	192	7,250	10,015	12,388	7,751	8,788
Opium - - - - - Lbs.	99,283	17,481	28,869	16,052	32,654	79,840	14,859	26,343	13,243	23,402
Pepper - - - - - "	827,749	534,865	588,256	659,859	1,622,109	13,796	8,914	9,192	9,623	23,656
Petroleum, Refined and Unrefined - Tons	—	94	424	909	227	—	1,478	9,449	21,357	7,483
Raisins - - - - - Cwts.	5,535	6,154	5,531	2,468	3,321	7,911	7,846	7,605	3,639	5,148
Rice, Dust and Meal - - - - - "	—	—	—	2,120	71,846	—	—	—	954	32,331
" not in the Husk - - - - - "	423,399	42,218	104,864	135,998	118,009	273,445	25,859	63,792	77,065	81,131
Safflower - - - - - "	1,716	1,862	1,912	2,008	1,643	8,966	8,938	10,277	10,417	9,037
Seeds: Flax and Linseed - - - - - Qrs.	43,401	47,976	56,057	78,048	98,327	116,279	141,529	171,210	213,551	273,267
" Rape - - - - - "	8,598	3,985	3,063	8,510	11,824	24,504	12,553	9,074	22,587	36,112
Silk, Raw - - - - - Lbs.	138,567	193,492	176,115	157,466	140,518	122,401	183,817	179,050	176,493	185,015
" Thrown - - - - - "	3,369	3,006	12,868	18,841	14,890	5,461	4,848	20,374	31,716	31,455
Spirits: Rum - - - - - Proof Gallons	80,534	85,915	62,210	90,226	56,630	7,655	6,867	4,973	7,555	5,325
Sugar, Refined and Candy - - - - - Cwts.	3,309	1,490	3,947	4,166	14,194	5,723	2,458	6,642	7,321	21,776
" Unrefined - - - - - "	17,912	9,923	32,225	31,193	50,302	22,836	12,741	37,573	45,171	59,841
Tallow - - - - - "	24,489	21,936	2,240	9,273	18,995	61,834	49,904	4,704	19,010	32,189
Tea - - - - - Lbs.	1,040,033	611,216	1,060,692	2,171,649	1,480,502	73,669	48,388	82,867	165,135	123,377
Tobacco, Unmanufactured - - - - - "	1,077,043	1,289,641	1,211,755	1,933,898	2,884,826	37,983	58,215	53,498	80,739	102,271
" Manufactured - - - - - "	31,280	50,004	18,178	31,412	69,807	12,027	20,287	7,028	6,224	11,533
Wine - - - - - Gallons	54,848	42,901	47,154	56,103	65,085	19,287	13,278	15,448	18,533	18,758
Wool, Sheep and Lambs' - - - - - Lbs.	1,481,961	1,617,656	1,081,816	1,210,063	1,360,493	100,322	113,036	74,465	94,344	96,066
All Other Articles - - - - - Value	—	—	—	—	—	299,088	246,262	307,019	299,278	298,414
TOTAL - - - - -	—	—	—	—	—	4,554,830	4,594,861	6,339,322	7,168,223	6,823,196
TOTAL OF BRITISH AND FOREIGN PRODUCE	—	—	—	—	—	10,989,749	10,641,103	12,664,018	14,053,160	14,960,949

DUTCH POSSESSIONS.
(WEST INDIA ISLANDS.)

YEARS 1861 to 1865.

WEST INDIA ISLANDS.

ST. MARTIN (SOUTH PART), ST. EUSTATIUS, AND CURAÇOA.

IMPORTS THEREFROM.

PRINCIPAL AND OTHER ARTICLES.	QUANTITIES.					COMPUTED REAL VALUE.				
	1861.	1862.	1863.	1864.	1865.	1861.	1862.	1863.	1864.	1865.
						£	£	£	£	£
Cotton, Raw - - - Cwts.	—	—	170	111	16	—	—	2,083	1,282	160
Divi-divi - - - Tons	138	308	688	420	398	1,898	4,202	8,246	5,171	5,276
Fustic - - - "	148	130	661	949	957	739	799	4,093	6,122	5,100
Logwood - - - "	—	—	—	180	—	—	—	—	705	—
All Other Articles - - Value	—	—	—	—	—	345	460	302	1,385	1,289
TOTAL - - -	—	—	—	—	—	2,982	5,461	14,724	14,665	11,825

EXPORTS THERETO.

PRODUCE AND MANUFACTURES OF THE UNITED KINGDOM.										
PRINCIPAL AND OTHER ARTICLES.	QUANTITIES.					DECLARED REAL VALUE.				
	1861.	1862.	1863.	1864.	1865.	1861.	1862.	1863.	1864.	1865.
						£	£	£	£	£
Arms and Ammunition - - Value	—	—	—	—	—	22	628	4,450	4,815	1,248
Cottons, Entered by the Yard - Yards	2,708,154	1,396,175	2,325,944	2,985,726	2,571,758	39,168	21,679	51,631	76,885	52,907
" " at Value - Value	—	—	—	—	—	681	399	2,509	3,041	1,793
Earthenware and Porcelain - "	—	—	—	—	—	670	601	1,056	1,762	760
Hardwares and Cutlery, Unenumerated } Cwts.	685	526	685	1,094	617	2,827	2,134	1,581	2,734	2,048
Linens, Entered by the Yard - Yards	328,420	241,181	384,987	572,158	707,428	6,271	5,882	11,100	18,393	20,121
Woollens, Entered by the Yard } (including those formerly entered by the Piece) - "	25,300	25,223	79,737	85,749	42,126	1,672	1,781	4,315	5,957	4,065
All Other Articles - - Value	—	—	—	—	—	6,564	6,525	6,675	12,860	9,552
TOTAL - - -	—	—	—	—	—	57,875	39,629	83,317	126,447	92,494

FOREIGN AND COLONIAL PRODUCE AND MANUFACTURES.

PRINCIPAL AND OTHER ARTICLES.	QUANTITIES.					COMPUTED REAL VALUE.				
	1861.	1862.	1863.	1864.	1865.	1861.	1862.	1863.	1864.	1865.
						£	£	£	£	£
Beads and Bugles of Glass - Lbs.	3,564	—	2,740	—	2,154	178	—	157	—	116
Rice - - - Cwts.	200	200	400	1,050	521	129	123	243	595	358
Spirits: Brandy - - Gallons	—	286	—	517	357	—	124	—	158	96
Tea - - - Lbs.	453	—	—	543	76	32	—	—	41	6
Wine - - - Gallons	109	—	—	16	16	36	—	—	6	4
All Other Articles - - Value	—	—	—	—	—	—	7	164	1,495	813
TOTAL - - -	—	—	—	—	—	375	254	564	2,295	1,393
TOTAL OF BRITISH AND FOREIGN PRODUCE	—	—	—	—	—	58,250	39,883	83,881	128,742	93,887

GUIANA.

IMPORTS THEREFROM.

PRINCIPAL AND OTHER ARTICLES.	QUANTITIES.					COMPUTED REAL VALUE.				
	1861.	1862.	1863.	1864.	1865.	1861.	1862.	1863.	1864.	1865.
Cedar Wood - - - Tons	5	27	11	—	5	£ 84	£ 311	£ 116	—	£ 66
Cocoa - - - Lbs.	20,947	134,760	211,310	124,855	113,799	612	4,633	6,344	3,989	3,632
Cotton, Raw - - - Cwts.	326	546	807	338	223	1,261	4,346	9,784	4,213	1,687
Mahogany - - - Tons	302	117	—	—	—	3,542	1,213	—	—	—
Petroleum - - - Tuns	—	—	123	—	—	—	—	3,100	—	—
Spirits : Rum - - - Gallons	67,517	82,461	69,978	22,035	2	5,779	6,216	5,025	1,606	—
Sugar, Unrefined - - - Cwts.	85,219	98,771	77,470	46,908	48,190	102,490	107,144	82,183	62,689	53,490
„ Molasses - - - „	2,480	5,104	2,538	1,925	3,580	1,194	2,389	1,174	1,201	2,099
All Other Articles - - - Value	—	—	—	—	—	483	1,320	1,494	387	941
TOTAL - - -	—	—	—	—	—	115,445	127,572	109,220	74,085	61,915

EXPORTS THERETO.

PRODUCE AND MANUFACTURES OF THE UNITED KINGDOM.										
PRINCIPAL AND OTHER ARTICLES.	QUANTITIES.					DECLARED REAL VALUE.				
	1861.	1862.	1863.	1864.	1865.	1861.	1862.	1863.	1864.	1865.
Apparel and Haberdashery - Value	—	—	—	—	—	£ 2,488	£ 2,137	£ 2,091	£ 3,275	£ 3,425
Coals, Cinders, and Culm - - Tons	4,264	3,693	3,571	4,549	3,975	2,192	2,171	1,709	2,148	2,167
Cottons, Entered by the Yard - Yards	63,924	302,148	345,201	223,969	245,381	1,376	6,280	8,389	5,951	6,594
Earthenware and Porcelain - Value	—	—	—	—	—	758	540	807	1,187	1,340
Hardwares and Cutlery, Unenumerated - - - Cwts.	159	112	107	247	295	842	586	508	1,028	1,220
Iron, Wrought and Unwrought - Tons	248	361	55	228	182	6,063	5,288	1,022	4,093	3,191
Linens, Entered by the Yard - Yards	29,482	33,679	23,907	50,067	37,877	1,152	760	1,102	1,466	1,279
Machinery and Millwork - Value	—	—	—	—	—	12,461	7,026	2,307	3,014	3,526
All Other Articles - - - „	—	—	—	—	—	8,617	9,626	10,723	11,003	13,885
TOTAL - - -	—	—	—	—	—	35,949	34,414	28,658	33,165	36,627

FOREIGN AND COLONIAL PRODUCE AND MANUFACTURES.

PRINCIPAL AND OTHER ARTICLES.	QUANTITIES.					COMPUTED REAL VALUE.				
	1861.	1862.	1863.	1864.	1865.	1861.	1862.	1863.	1864.	1865.
Rice, not in the Husk - - - Cwts.	8,171	10,607	15,295	2,371	10,837	£ 5,278	£ 6,497	£ 9,305	£ 1,344	£ 7,450
Spirits : Brandy - - - Proof Gallons	174	59	669	1,187	266	77	26	240	364	71
Tea - - - Lbs.	288	55	1,317	661	310	20	4	103	50	26
Wine - - - Gallons	354	234	743	651	405	122	66	233	180	109
All Other Articles - - - Value	—	—	—	—	—	127	338	538	213	1,220
TOTAL - - -	—	—	—	—	—	5,624	6,931	10,419	2,151	8,876
TOTAL OF BRITISH AND FOREIGN PRODUCE	—	—	—	—	—	41,573	41,345	39,077	35,316	45,503

DUTCH POSSESSIONS (Cont^d).
(JAVA.)

YEARS 1861 to 1865.

JAVA.
IMPORTS THEREFROM.

PRINCIPAL AND OTHER ARTICLES.	QUANTITIES.					COMPUTED REAL VALUE.				
	1861.	1862.	1863.	1864.	1865.	1861.	1862.	1863.	1864.	1865.
Canes: Rattans, not Ground - <i>Number</i>	766,245	364,038	260,052	232,346	—	£ 1,194	£ 639	£ 831	£ 605	—
Caoutchouc - - <i>Cwts.</i>	122	175	493	—	—	854	1,306	3,671	—	—
Coffee - - - - - <i>"</i>	69,270	1,472	311	262	—	2,071	49	10	8	—
Hides, not Tanned - - <i>"</i>	134	892	37	175	—	461	3,039	125	531	—
Nutmegs - - - - - <i>Lbs.</i>	6,949	—	1,470	1,079	—	435	—	86	67	—
Pepper - - - - - <i>"</i>	453,017	141,644	53,695	137,467	—	6,834	2,361	783	2,076	—
Rice, not in the Husk - - <i>Cwts.</i>	31,267	14,836	8,464	15,686	—	21,616	12,903	7,444	12,371	—
Sugar, Unrefined - - - <i>"</i>	104,687	53,758	6,754	—	—	140,040	69,216	8,391	—	—
All Other Articles - - - <i>Value</i>	—	—	—	—	—	11,237	3,823	1,076	1,091	226
TOTAL - - - - -	—	—	—	—	—	184,742	93,336	22,417	16,749	226

EXPORTS THERETO.

PRODUCE AND MANUFACTURES OF THE UNITED KINGDOM.										
PRINCIPAL AND OTHER ARTICLES.	QUANTITIES.					DECLARED REAL VALUE.				
	1861.	1862.	1863.	1864.	1865.	1861.	1862.	1863.	1864.	1865.
Apparel and Haberdashery - <i>Value</i>	—	—	—	—	—	£ 3,785	£ 3,368	£ 2,498	£ 3,609	£ 4,759
Beer and Ale - - - <i>Barrels</i>	508	222	350	742	912	2,440	1,149	1,851	4,014	4,724
Coals, Cinders, and Culm - <i>Tons</i>	8,055	41,849	29,473	22,230	23,013	4,358	17,338	12,925	10,546	11,326
Copper, Wrought and Unwrought <i>Cwts.</i>	3,683	2,697	2,191	3,170	3,233	18,909	13,276	10,398	15,706	15,286
Cotton Yarn - - - - - <i>Lbs.</i>	705,881	535,112	645,033	419,165	484,788	47,477	38,852	66,156	49,119	50,096
Cottons, Entered by the Yard - <i>Yards</i>	48,147,358	26,322,463	16,165,927	20,708,210	30,941,969	758,401	496,180	411,389	556,644	702,961
" " at Value - <i>Value</i>	—	—	—	—	—	13,888	9,113	11,844	11,624	8,280
Earthenware and Porcelain - <i>"</i>	—	—	—	—	—	30,596	31,406	26,458	22,982	22,331
Glass Manufactures - - - <i>"</i>	—	—	—	—	—	6,199	4,914	2,899	2,654	1,398
Hardwares and Cutlery, Unenu- merated - - - - - <i>Cwts.</i>	7,186	3,273	2,780	1,721	2,387	26,697	15,503	10,514	8,548	8,382
Iron, Wrought and Unwrought - <i>Tons</i>	4,861	2,588	3,051	2,734	2,636	47,242	23,706	26,489	22,079	23,685
Lead and Shot - - - - - <i>"</i>	65	27	55	93	29	1,309	645	1,172	2,065	618
Linens, Entered by the Yard - <i>Yards</i>	148,332	93,007	203,649	202,504	404,744	5,034	5,579	8,525	9,544	17,203
Machinery: Steam Engines - <i>Value</i>	—	—	—	—	—	14,762	21,064	2,680	3,664	4,911
" All Other Sorts - - <i>"</i>	—	—	—	—	—	53,260	27,235	9,802	21,358	12,647
Soap - - - - - <i>Cwts.</i>	10,911	11,448	10,033	10,517	10,214	11,113	11,429	10,697	9,668	9,417
Tin Plates - - - - - <i>Value</i>	—	—	—	—	—	2,064	1,381	1,756	2,747	105
Woollens, Entered by the Yard (including those formerly entered by the Piece) - <i>Yards</i>	167,666	176,841	220,812	182,598	147,833	11,637	13,555	13,082	13,935	11,019
" Entered at Value - <i>Value</i>	—	—	—	—	—	604	1,122	568	440	319
All Other Articles - - - <i>"</i>	—	—	—	—	—	31,736	39,596	18,721	25,904	18,288
TOTAL - - - - -	—	—	—	—	—	1,091,511	776,411	650,424	796,850	927,755

FOREIGN AND COLONIAL PRODUCE AND MANUFACTURES.

PRINCIPAL AND OTHER ARTICLES.	QUANTITIES.					COMPUTED REAL VALUE.				
	1861.	1862.	1863.	1864.	1865.	1861.	1862.	1863.	1864.	1865.
Corn: Wheat Flour - - - <i>Cwts.</i>	—	—	—	—	261	—	—	—	—	£ 175
Iron, in Bars - - - - - <i>Tons</i>	—	87	170	—	117	—	956	1,925	—	1,328
Spelter - - - - - <i>"</i>	50	—	—	—	—	873	—	—	—	—
Wine - - - - - <i>Gallons</i>	6,662	7,815	4,829	6,542	6,003	2,333	2,273	1,441	2,083	1,652
All Other Articles - - - <i>Value</i>	—	—	—	—	—	1,287	889	1,380	2,978	649
TOTAL - - - - -	—	—	—	—	—	4,493	4,118	4,746	5,061	3,804
TOTAL OF BRITISH AND FOREIGN PRODUCE	—	—	—	—	—	1,096,004	780,529	655,170	801,911	931,559

YEARS 1861 TO 1865.

DUTCH POSSESSIONS (Cont^d).
(SUMATRA.—INDIAN SEAS.—GOLD COAST.)

SUMATRA.

IMPORTS THEREFROM.

PRINCIPAL AND OTHER ARTICLES.	QUANTITIES.					COMPUTED REAL VALUE.				
	1861.	1862.	1863.	1864.	1865.	1861.	1862.	1863.	1864.	1865.
Canes, Rattans not ground - - - - - <i>Number</i>	16,755	—	—	—	—	£ 26	—	—	—	—
Caoutchouc - - - - - <i>Cwts.</i>	—	95	—	—	—	—	716	—	—	—
Cassia Lignea - - - - - <i>Lbs.</i>	23,296	66,404	—	—	—	905	682	—	—	—
Rice, not in the Husk - - - - - <i>Cwts.</i>	—	1,577	—	—	—	—	1,282	—	—	—
Sago - - - - - <i>Value</i>	6,805	—	—	—	—	5,530	—	—	—	—
All Other Articles - - - - - <i>Value</i>	—	—	—	—	—	—	30	—	—	—
TOTAL - - - - -	—	—	—	—	—	6,461	2,690	—	—	—

EXPORTS THERETO.

Nil.

OTHER POSSESSIONS OR SETTLEMENTS* IN THE INDIAN SEAS,
NOT SEPARATELY ENUMERATED.

IMPORTS THEREFROM.

PRINCIPAL AND OTHER ARTICLES.	QUANTITIES.					COMPUTED REAL VALUE.				
	1861.	1862.	1863.	1864.	1865.	1861.	1862.	1863.	1864.	1865.
Coffee - - - - - <i>Lbs.</i>	918,416	—	—	—	—	£ 26,650	—	—	—	—
All Other Articles - - - - - <i>Value</i>	—	—	—	—	—	3	—	—	—	—
TOTAL - - - - -	—	—	—	—	—	26,653	—	—	—	—

EXPORTS THERETO.

PRODUCE AND MANUFACTURES OF THE UNITED KINGDOM.										
PRINCIPAL AND OTHER ARTICLES.	QUANTITIES.					COMPUTED REAL VALUE.				
	1862.	1863.	1864.	1865.	1862.	1863.	1864.	1865.		
Coals - - - - - <i>Tons</i>	365	—	—	—	£ 153	—	—	—	—	

FOREIGN AND COLONIAL PRODUCE AND MANUFACTURES.
Nil.

POSSESSIONS ON THE GOLD COAST.

IMPORTS THEREFROM.

PRINCIPAL AND OTHER ARTICLES.	QUANTITIES.					COMPUTED REAL VALUE.				
	1861.	1862.	1863.	1864.	1865.	1861.	1862.	1863.	1864.	1865.
Oil, Palm - - - - - <i>Cwts.</i>	—	2,068	—	—	—	£ —	£ 4,240	£ —	£ —	£ —
All Other Articles - - - - - <i>Value</i>	—	—	—	—	—	—	35	—	5	14
TOTAL - - - - -	—	—	—	—	—	—	4,275	—	5	14

EXPORTS THERETO.

Nil.

Note.—No separate Account of the Imports from or Exports to the "Dutch Possessions or Settlements in the Indian Seas, other than Java and Sumatra," can be rendered for Years prior to 1861.

* i.e., other than Java and Sumatra.

IMPORTS THEREFROM.

PRINCIPAL AND OTHER ARTICLES.	QUANTITIES.					COMPUTED REAL VALUE.				
	1861.	1862.	1863.	1864.	1865.	1861.	1862.	1863.	1864.	1865.
Animals: Oxen and Bulls - - - - - No.	132	93	677	3,679	11,164	£ 2,529	£ 1,527	£ 11,174	£ 62,801	£ 215,426
„ Cows and Calves - - - - - „	1,869	1,992	3,742	4,665	4,328	9,281	9,540	16,091	24,192	25,564
„ Horses - - - - - „	495	286	109	173	169	11,150	6,720	3,800	4,514	4,490
„ Sheep and Lambs - - - - - „	30	68	1,070	7,431	167,534	65	146	1,861	14,261	406,773
Arms: Swords, Bayonets, Cannon, Muskets, &c. - - - - - Value	—	—	—	—	—	109,368	223,629	66,730	117,372	192,441
Bark, for Tanners' or Dyers' Use - - - - - Cwts.	71,782	145,205	122,990	133,626	202,108	22,878	43,903	38,710	44,756	71,077
Butter - - - - - „	65,601	70,122	75,277	81,575	70,619	365,545	376,274	377,477	470,167	433,179
Candles, Stearine - - - - - „	5,281	6,398	19,269	28,435	17,088	24,783	30,912	85,649	113,579	61,510
Chicory, Raw or Kiln-dried - - - - - „	43,377	40,546	128,881	121,074	87,633	13,359	19,807	55,419	50,986	38,694
Corn: Wheat - - - - - „	18,703	1,434	14,400	69,651	110,541	12,234	849	6,513	31,026	53,002
„ Other Kinds of Corn and Grain - - - - - „	(Not computed.)			34,939	40,696	7,110	26,175	4,630	12,947	15,970
Cotton, Raw - - - - - „	4,270	8,921	2,183	1,899	922	22,078	83,467	23,701	24,054	9,227
Cotton Manufactures - - - - - Value	—	—	—	—	—	30,546	35,925	65,044	84,483	48,233
Cotton Yarn, and Cotton Yarn Waste - - - - - Lbs.	351,576	254,253	274,488	847,197	406,391	43,736	34,353	27,460	83,624	39,042
Eggs - - - - - Gt. 100	147,250	169,462	158,526	217,067	171,855	50,761	53,462	50,574	66,699	56,172
Embroidery and Needlework - - - - - Value	—	—	—	—	—	7,760	9,936	4,817	4,859	8,891
Flax, Dressed - - - - - Cwts.	108	120	2,552	5,556	13,754	486	570	13,247	26,691	64,521
„ Rough or Undressed - - - - - „	125,031	158,064	110,364	115,220	144,073	446,284	576,226	456,013	474,949	569,862
„ Tow and Codilla of - - - - - „	5,077	5,221	33,116	35,248	44,779	11,692	13,055	93,353	97,129	105,820
Fruit: Apples, Raw - - - - - Bushels	232,834	441,120	525,706	296,231	189,261	39,544	123,506	87,379	54,079	48,641
Glass, Window - - - - - Cwts.	99,120	139,265	176,404	228,359	252,634	79,297	111,413	141,123	182,688	202,107
„ Plate - - - - - „	14,206	8,298	5,052	9,333	9,466	68,616	38,724	23,574	43,684	44,307
„ Flint, Cut and Uncut - - - - - „	8,678	15,342	17,630	21,910	27,569	19,969	34,988	36,468	42,753	67,242
Hides, not Tanned - - - - - „	2,002	1,902	5,062	6,634	19,937	4,760	5,679	12,279	15,391	41,212
„ Tanned, Tawed, Curried, or Dressed - - - - - Lbs.	36,212	39,310	46,124	60,176	59,900	5,704	6,181	5,362	6,467	5,047
Hops - - - - - Cwts.	37,029	17,739	19,134	14,389	21,669	158,990	87,171	69,720	66,198	100,425
Iron: Bars, Unwrought - - - - - Tons	75	10	80	2,615	1,590	825	104	919	30,097	17,841
Iron and Steel, Wrought or Manufactured - - - - - Value	—	—	—	—	—	24,604	21,964	38,351	72,250	128,059
Lace, of all Kinds - - - - - „	—	—	—	—	—	28,059	37,864	44,914	59,887	84,819
Lead, Pig or Sheet - - - - - Tons	488	270	1,512	1,683	2,240	9,620	5,324	29,625	34,060	42,776
Leather Manufactures, viz., Gloves - - - - - Pairs	128,376	137,160	241,668	411,948	393,048	13,909	14,860	26,180	44,628	42,580
Oil, Seed - - - - - Tuns	695	556	777	484	489	27,617	26,313	31,354	20,014	24,017
Oil Seed Cake - - - - - Tons	6,051	5,862	6,929	6,128	11,060	49,136	37,002	39,283	33,084	58,342
Paper and Pasteboard - - - - - Cwts.	50,059	92,307	91,093	128,920	151,786	140,518	224,999	218,685	295,483	340,515
Pork, Fresh - - - - - „	—	—	99	27,938	20,973	—	—	324	91,497	68,687
Potatoes - - - - - „	5,880	74,390	34,702	5,300	10,881	1,275	23,378	7,086	779	2,783
Poultry and Game - - - - - Value	—	—	—	—	—	47,223	58,096	68,977	77,268	70,653
Seed, Clover - - - - - Cwts.	13,605	9,999	11,945	28,547	31,068	36,213	26,490	31,604	77,777	104,916
Silk, Raw - - - - - Lbs.	6,330	2,500	1,606	2,977	1,571	9,381	3,430	2,181	4,144	2,854
„ Waste, Knubs, and Husks - - - - - Cwts.	651	883	750	226	59	10,169	13,270	8,400	2,562	1,333
„ Thrown - - - - - Lbs.	1,328	4,910	894	1,555	2,309	2,319	8,138	1,450	2,396	4,769
Silk Manufactures: viz., Stuffs and Ribbons - - - - - „	291,937	364,261	417,598	498,340	484,096	711,091	893,953	967,718	1,218,719	1,195,831
„ Unenumerated - - - - - Value	—	—	—	—	—	25,587	26,908	44,316	27,933	56,906
Spelter or Zinc - - - - - Tons	3,572	3,474	5,121	3,549	7,580	79,374	77,004	109,005	90,282	182,463
Sugar, Unrefined - - - - - Cwts.	1,566	65,226	83,333	61,815	153,393	1,796	74,140	85,268	81,473	178,423
„ Refined, and Candy - - - - - „	77,092	63,651	49,737	32,164	46,178	132,872	106,266	82,974	61,071	68,138
Wool, Sheep and Lambs' - - - - - Lbs.	839,742	1,808,891	530,201	892,185	1,436,499	74,671	164,934	46,392	83,741	126,749
Woollen Rags torn up, to be used as Wool - - - - - „	3,470,320	4,710,720	4,744,432	4,430,048	3,442,544	57,840	78,512	86,334	97,262	72,087
Woollen Manufactures - - - - - Value	—	—	—	—	—	85,018	97,185	163,022	196,978	120,124
Yarn, Worsted, not Dyed, and not fit for Embroidery - - - - - Lbs.	673,041	1,421,989	2,619,006	2,822,392	3,115,705	151,434	319,947	589,277	635,039	701,034
All Other Articles - - - - - Value	—	—	—	—	—	528,724	581,993	672,414	852,181	728,271
TOTAL - - - - -	—	—	—	—	—	3,817,800	4,876,212	5,174,221	6,410,954	7,354,845

EXPORTS THERETO.

PRODUCE AND MANUFACTURES OF THE UNITED KINGDOM.											
PRINCIPAL AND OTHER ARTICLES.	QUANTITIES.					DECLARED REAL VALUE.					
	1861.	1862.	1863.	1864.	1865.	1861.	1862.	1863.	1864.	1865.	
Alkali, Soda - - - - -	Cwts.	48,813	55,150	84,972	83,587	97,963	£ 22,755	£ 25,241	£ 33,914	£ 35,244	£ 48,069
Apparel, Slops, and Haberdashery	Value	—	—	—	—	—	24,951	25,899	30,514	59,897	53,379
Caoutchouc, Manufactures of - - -	"	—	—	—	—	—	11,537	14,210	14,904	16,205	16,932
Coals, Cinders, and Culm - - - -	Tons	46,654	28,332	26,358	25,082	21,810	22,212	17,440	16,824	12,617	12,180
Copper, Wrought and Unwrought	Cwts.	14,147	19,598	29,179	13,943	18,747	68,524	95,287	133,794	68,192	87,918
Cotton Yarn - - - - -	Lbs.	962,195	194,883	339,032	706,494	1,961,433	67,534	26,767	56,095	101,301	231,500
Cottons, Entered by the Yard - - -	Yards	6,354,215	2,791,080	4,543,135	7,713,662	6,593,893	95,107	68,398	128,080	197,123	185,585
" " at Value - - - - -	Value	—	—	—	—	—	51,749	62,451	61,605	46,519	53,509
Drugs and Chemical Products - - -	"	—	—	—	—	—	8,184	17,474	16,038	21,034	21,923
Fish: Oysters - - - - -	Bushels	15,756	18,541	18,399	14,224	10,288	20,773	26,655	36,030	34,413	30,890
Hardwares and Cutlery, Unenumerated	Cwts.	10,785	5,479	6,193	7,258	8,895	59,992	35,166	39,073	51,724	54,158
Hops - - - - -	"	23	14,943	434	2,176	2,649	80	24,606	642	5,477	7,651
Horses - - - - -	No.	338	792	1,293	1,207	1,018	15,852	31,975	60,915	59,979	39,246
Iron, Wrought and Unwrought - - -	Tons	4,308	7,460	10,528	11,780	32,680	107,893	119,490	130,802	130,835	227,487
Leather, Wrought and Unwrought	Value	—	—	—	—	—	56,206	53,350	57,891	72,029	61,186
Linen Yarn - - - - -	Lbs.	1,207,675	1,063,874	1,119,452	630,657	1,359,049	73,236	65,808	93,549	54,193	125,672
Linens, Entered by the Yard - - -	Yards	915,493	652,763	445,264	316,672	456,950	38,753	39,879	30,001	20,739	21,692
" " at Value - - - - -	Value	—	—	—	—	—	3,393	3,586	3,872	4,167	5,404
Machinery: Steam Engines - - - -	"	—	—	—	—	—	5,892	9,351	16,422	10,088	50,150
" All Other Sorts - - - - -	"	—	—	—	—	—	133,478	105,233	140,554	140,699	159,296
Naphtha, Paraffine Oil, Petroleum, &c.	Gallons	29,044	27,199	168,239	281,023	468,544	4,716	4,001	15,594	34,121	49,858
Oil, Seed - - - - -	"	271,327	216,730	96,147	197,342	316,556	32,722	32,059	15,757	25,739	43,081
Painters' Colours (not otherwise described)	Value	—	—	—	—	—	11,154	9,128	9,697	11,722	13,098
Salt - - - - -	Tons	23,652	21,181	23,776	25,581	26,412	7,490	7,035	8,373	7,890	7,734
Silk, Yarn - - - - -	Lbs.	4,316	7,266	1,685	7,172	8,705	2,825	2,761	1,110	4,599	9,138
" Thrown - - - - -	"	107,466	102,516	17,878	42,183	40,071	127,821	114,443	21,145	52,895	53,558
" Manufactures - - - - -	Value	—	—	—	—	—	76,149	76,877	100,045	66,340	65,650
Wool, Sheep and Lambs' - - - - -	Lbs.	1,197,877	763,373	801,440	669,904	2,034,938	93,679	72,236	81,151	63,238	216,444
Wool Flocks and Rag Wool - - - -	Cwts.	6,161	13,635	11,220	15,944	18,766	23,348	58,911	57,166	60,496	64,268
Woollen and Worsted Yarn - - - -	Lbs.	1,111,600	233,465	395,811	527,087	481,860	123,788	34,407	59,314	91,205	80,369
Woollens entered by the Yard (including those formerly entered by the Piece)	Yards	3,234,846	3,295,916	4,479,025	4,954,711	4,783,443	212,165	220,402	299,134	342,577	346,299
" entered at Value - - - - -	Value	—	—	—	—	—	8,219	8,144	10,271	10,819	9,482
All Other Articles - - - - -	"	—	—	—	—	—	313,675	319,952	327,056	387,175	483,027
TOTAL - - - - -	-	-	-	-	-	-	1,925,852	1,828,622	2,107,332	2,301,291	2,935,833

FOREIGN AND COLONIAL PRODUCE AND MANUFACTURES.

PRINCIPAL AND OTHER ARTICLES.	QUANTITIES.					COMPUTED REAL VALUE.					
	1861.	1862.	1863.	1864.	1865.	1861.	1862.	1863.	1864.	1865.	
Bacon - - - - -	Cwts.	4,969	53,166	58,465	9,940	161	£ 12,919	£ 98,357	£ 83,800	£ 21,205	£ 488
Cochineal - - - - -	"	722	532	859	1,206	962	10,809	7,672	13,852	21,246	17,544
Cocoa - - - - -	Lbs.	253,370	205,878	323,174	132,781	228,808	6,730	5,576	8,416	3,458	6,674
Coffee - - - - -	"	3,937,830	2,450,504	3,286,099	7,661,237	5,573,620	120,345	82,968	115,090	249,655	178,655
Copper, Unwrought and part Wrought	Cwts.	12,918	27,547	8,782	9,700	3,160	58,070	126,003	39,410	45,160	13,594
Corn: Wheat - - - - -	"	57,092	8,038	15,639	180	1,563	36,231	4,545	7,714	83	729
Cotton, Raw - - - - -	"	170,830	120,226	128,677	156,254	229,697	522,393	762,185	1,176,146	1,440,046	1,576,072
Flax, Dressed and Undressed - - -	"	22,887	8,230	13,741	42,333	19,448	48,244	21,185	35,129	115,819	51,579
Guano - - - - -	Tons	1,312	3,993	546	546	904	14,868	46,120	6,214	6,056	10,189
Hair, Goats', Manufactures of - - -	Value	—	—	—	—	—	33,866	2,095	1,923	1,206	—
Hemp, Dressed and Undressed - - -	Cwts.	24,644	14,088	22,251	28,623	51,282	33,537	22,283	40,337	47,366	70,280
Hides, not Tanned - - - - -	"	49,110	32,376	29,667	23,618	13,701	156,577	103,842	93,154	78,754	47,751
Hops - - - - -	"	1,891	8,043	3,133	4,713	1,300	8,322	43,432	13,328	26,275	7,237
Indigo - - - - -	"	5,927	3,476	5,744	8,024	7,397	212,310	122,181	161,359	236,675	222,865
Oil, Cocoa Nut - - - - -	"	7,873	3,831	5,615	6,808	4,064	18,502	10,009	13,219	12,992	8,788
" Palm - - - - -	"	13,506	18,189	30,958	34,758	36,783	28,813	36,226	55,595	58,509	66,823
Pepper - - - - -	Lbs.	330,529	240,109	151,666	232,270	401,090	5,509	4,002	2,370	3,387	5,849
Petroleum, Refined and Unrefined	Tons	—	972	2,025	3,453	1,045	—	15,303	36,747	76,953	33,416
Rice, not in the Husk - - - - -	Cwts.	129,384	33,873	68,389	130,793	71,607	83,561	20,747	41,603	74,116	49,231
Seeds: Flax and Linseed - - - - -	Qrs.	28,200	12,784	6,221	7,219	14,813	75,552	37,713	19,006	19,732	41,168
" Rape - - - - -	"	17,097	11,215	9,643	16,232	10,948	48,727	35,327	28,567	43,082	33,437
Silk, Raw - - - - -	Lbs.	50,100	31,277	13,809	66,594	46,275	44,255	29,713	14,039	74,641	60,929
" Thrown - - - - -	"	8,189	7,208	2,714	6,654	5,210	13,272	11,623	4,297	11,200	11,006
Skins, Sheep and Lambs' - - - - -	Number	41,767	82,711	222,860	97,290	212,053	3,529	5,755	12,755	4,919	11,328
Sugar, Unrefined - - - - -	Cwts.	18,209	14,591	28,588	32,050	42,820	22,775	17,622	34,353	46,539	50,273
" Refined - - - - -	"	2,497	1,045	6,127	4,112	14,603	4,328	1,757	10,313	7,262	22,531
Tallow - - - - -	"	35,294	26,316	1,544	3,387	10,358	89,117	59,869	3,242	6,944	23,823
Tobacco, Unmanufactured - - - - -	Lbs.	345,904	555,790	462,597	599,802	877,229	12,111	24,818	20,469	24,253	28,558
Wine - - - - -	Gallons	38,499	38,702	36,958	34,926	41,972	13,610	12,166	12,080	11,367	11,933
Wool, Sheep and Lambs' - - - - -	Lbs.	15,196,761	11,286,804	9,613,414	9,149,024	15,201,943	1,045,239	782,009	653,104	701,805	1,068,230
All Other Articles - - - - -	Value	—	—	—	—	—	204,386	168,427	194,759	207,735	229,344
TOTAL - - - - -	-	-	-	-	-	-	2,988,507	2,721,530	2,952,390	3,678,440	3,960,324
TOTAL OF BRITISH AND FOREIGN PRODUCE	-	-	-	-	-	-	4,914,359	4,550,152	5,059,722	5,979,731	6,896,157

IMPORTS THEREFROM.

PRINCIPAL AND OTHER ARTICLES.	QUANTITIES.					COMPUTED REAL VALUE.				
	1861.	1862.	1863.	1864.	1865.	1861.	1862.	1863.	1864.	1865.
Animals, Living: Oxen and Bulls - - - - - <i>Number</i>	4,599	2,077	2,370	2,760	14,646	£ 85,370	£ 34,604	£ 38,632	£ 43,931	£ 274,967
" " Cows and Calves - - - - - "	1,355	1,220	1,421	1,387	3,006	13,612	14,122	15,209	16,914	33,129
" " Horses - - - - - "	284	384	337	202	239	10,720	16,140	15,620	8,747	10,558
" " Swine and Hogs - - - - - "	1,506	149	666	23,820	38,199	1,883	149	1,328	54,439	103,369
Asphaltum or Bitumen Judaicum - - - - - <i>Tons</i>	2,595	1,045	3,116	693	1,335	25,950	12,540	31,160	6,930	13,350
Books - - - - - <i>Cwts.</i>	2,268	2,127	2,479	2,595	2,978	36,537	36,742	44,516	43,695	45,263
Bronze, Manufactures of, or of Metal bronzed or lacquered <i>Value</i>	—	—	—	—	—	81,508	102,280	87,729	72,033	55,168
Butter - - - - - <i>Cwts.</i>	143,045	121,162	135,098	163,020	353,115	703,467	566,512	611,246	858,793	1,867,085
Buttons and Studs - - - - - <i>Value</i>	—	—	—	—	—	42,094	43,877	51,732	44,495	27,821
China Ware, Porcelain, and Earthenware - - - - - <i>Cwts.</i>	7,899	6,879	9,679	9,345	8,389	79,038	78,335	106,609	100,567	90,152
Clocks - - - - - <i>Number</i>	91,730	72,027	106,636	88,554	64,765	161,456	146,958	188,909	184,521	159,472
Corks, Ready-made - - - - - <i>Lbs.</i>	711,015	876,201	1,144,146	1,074,860	1,556,662	38,513	47,460	61,975	58,222	84,319
Corn: Wheat - - - - - <i>Cwts.</i>	783,913	974,285	147,481	587,105	2,252,873	537,349	567,235	75,747	276,217	1,059,633
" Barley - - - - - "	237,732	1,033,550	1,759,728	600,451	1,578,591	127,499	420,663	755,480	209,883	580,884
" Oats - - - - - "	7,026	32,662	267,751	49,116	70,909	2,732	12,019	91,113	16,180	25,311
" Peas and Beans - - - - - "	89,161	114,727	219,853	201,915	200,128	41,263	46,262	84,599	80,133	85,349
" Maize, or Indian Corn - - - - - "	74,966	13,187	42,999	167,129	71,935	28,146	4,454	13,774	54,247	22,304
" Other Kinds of Corn and Grain - - - - - "		(Not computed).		20,186	48,348	473	8,937	30,621	6,793	18,309
" Wheatmeal and Flour - - - - - "	460,775	790,040	1,367,938	1,813,854	3,044,823	430,577	691,167	1,064,035	1,234,053	2,074,216
Cotton, Raw - - - - - "	8,531	49,029	15,033	47,569	21,474	38,840	327,323	160,108	628,339	200,740
Cotton Yarn and Cotton Yarn Waste - - - - - <i>Lbs.</i>	26,448	162,889	905,228	1,875,620	1,696,048	3,893	6,806	29,489	51,465	41,177
Cotton Manufactures - - - - - <i>Value</i>	—	—	—	—	—	399,210	450,397	553,602	411,182	377,647
Cream of Tartar - - - - - <i>Cwts.</i>	10,062	11,360	11,852	14,599	17,798	64,416	70,170	66,398	79,494	89,242
Eggs - - - - - <i>Gt. 100</i>	1,364,053	1,501,402	1,872,753	2,393,521	2,795,899	438,275	454,864	563,354	713,570	850,959
Embroidery and Needlework - - - - - <i>Value</i>	—	—	—	—	—	48,550	25,035	34,877	19,067	25,997
Fish - - - - - <i>Cwts.</i>	17,398	14,221	23,671	21,209	29,848	84,124	72,405	118,380	88,663	90,804
Flax - - - - - "	20,579	70,892	48,454	33,193	16,440	68,948	243,762	183,336	126,646	62,883
Flowers, Artificial - - - - - <i>Value</i>	—	—	—	—	—	275,092	346,101	302,156	302,464	295,272
Fruit: Apples, Raw - - - - - <i>Bushels</i>	529,798	257,419	501,197	266,645	196,411	90,663	43,788	79,042	33,885	33,583
" Raw, of all other Sorts - - - - - <i>Value</i>	—	—	—	—	—	101,739	79,858	103,765	137,903	88,567
Furniture and Cabinet Ware of Wood - - - - - "	—	—	—	—	—	14,310	42,293	50,347	73,761	84,816
Garancine - - - - - <i>Cwts.</i>	11,546	22,474	20,231	24,626	19,028	78,155	148,239	140,161	172,382	133,196
Glass, Plate - - - - - "	3,312	9,486	12,004	19,292	20,149	16,174	45,716	63,641	95,024	96,095
" Flint, Cut and Uncut - - - - - "	3,088	4,747	11,006	11,299	11,130	41,141	35,400	30,125	32,806	32,361
Hair, Cow, Ox, Bull, or Elk - - - - - "	8,179	10,229	18,610	25,882	21,289	39,597	47,799	88,097	126,212	104,208
Hats or Bonnets of Straw - - - - - <i>Lbs.</i>	12,473	24,062	35,487	49,223	148,239	31,184	60,155	88,719	147,669	518,837
Hemp, viz. Jute Yarn - - - - - "	—	—	1,041,864	1,265,317	1,905,184	—	—	23,832	58,159	48,583
Hides, not Tanned - - - - - <i>Cwts.</i>	13,133	22,506	25,516	16,581	18,191	30,753	52,993	53,549	38,600	60,988
" Tanned, Tawed, Curried, or Dressed - - - - - <i>Lbs.</i>	1,086,998	1,545,389	1,869,346	2,037,928	2,237,554	89,439	142,249	177,660	184,321	224,614
Hops - - - - - <i>Cwts.</i>	15,272	11,296	16,699	10,109	14,081	76,344	63,165	76,061	56,380	86,891
Iron and Steel, Wrought or Manufactured - - - - - <i>Value</i>	—	—	—	—	—	24,483	55,360	66,004	46,702	57,069
Jute. See Hemp.]										
Lace, of all Kinds - - - - - "	—	—	—	—	—	37,847	51,515	57,685	80,162	79,292

IMPORTS THEREFROM—Continued.

PRINCIPAL AND OTHER ARTICLES—Cont ^d .	QUANTITIES.					COMPUTED REAL VALUE.				
	1861.	1862.	1863.	1864.	1865.	1861.	1862.	1863.	1864.	1865.
Leather Manufactures: Gloves - - - - Pairs	5,965,068	6,728,088	7,838,988	9,671,970	781,588	£ 646,216	£ 728,876	£ 849,224	£ 1,047,738	£ 950,339
" " Boots, Shoes, and Galoshes - " "	374,518	294,414	333,236	163,752	171,792	86,195	72,740	92,985	37,461	43,924
" " Boot Fronts - - - - " "	435,048	606,492	470,424	149,316	46,236	52,702	78,687	59,195	17,826	5,934
Linen Manufactures - - - - - Value	—	—	—	—	—	19,188	17,961	28,195	35,311	28,686
Madder - - - - - Cwts.	38,590	41,231	63,311	67,594	73,823	96,421	96,329	144,747	143,630	175,330
Madder Root - - - - - " "	6,402	5,243	9,089	6,790	6,166	15,045	11,142	19,315	14,418	13,512
Musical Instruments - - - - - Value	—	—	—	—	—	105,376	137,258	150,680	153,084	162,311
Oil, Olive - - - - - Tuns	1,516	311	369	688	577	84,237	17,510	20,322	38,815	29,135
" Rapeseed - - - - - " "	990	1,542	3,670	2,579	3,846	41,890	76,121	159,939	109,678	183,071
Oil of Turpentine - - - - - Cwts.	17,842	43,631	83,194	93,734	104,715	53,187	205,691	320,177	330,524	264,274
Oil-Seed Cake - - - - - Tons	31,706	31,857	20,694	21,684	35,035	271,266	244,827	149,948	153,335	251,092
Paper Hangings - - - - - Cwts.	2,841	3,926	4,730	5,183	4,789	14,750	16,491	19,866	21,767	20,116
" of other Sorts (including Pasteboard) - - - - " "	7,233	20,087	29,806	31,128	23,732	19,152	38,905	67,699	70,576	45,818
Platting of Straw, Chip, and other Materials - - - - Lbs.	111,239	129,881	180,381	153,141	213,713	90,178	85,943	113,118	92,518	126,602
Potatoes - - - - - Cwts.	291,091	1,014,468	1,037,034	566,314	629,783	77,744	207,101	176,970	94,625	114,268
Prints and Drawings - - - - - Value	—	—	—	—	—	12,268	16,153	15,828	10,556	11,155
Quinine, Sulphate of - - - - - Ounces	37,480	162,154	244,458	188,996	312,522	11,618	54,252	76,277	55,968	84,361
Rags and other Materials for making Paper - - - - Tons	257	902	2,377	2,838	1,767	3,476	17,561	47,064	52,779	33,737
Rosin - - - - - Cwts.	66,790	265,158	355,953	336,494	427,324	58,361	263,223	496,477	533,399	428,311
Seeds: Clover - - - - - " "	42,412	52,402	37,747	80,665	124,332	112,031	139,751	98,752	220,156	414,852
" Grass - - - - - " "	38,097	39,593	49,375	62,680	68,063	43,541	50,045	61,250	74,128	85,039
" Trefoil - - - - - " "	10,531	18,098	19,144	24,017	42,102	13,755	17,872	20,329	27,279	55,560
Silk, Raw - - - - - Lbs.	332,839	504,736	1,411,352	829,913	2,109,784	470,101	692,253	1,788,053	1,157,619	3,050,007
" Waste, Knubs, and Husks - - - - - Cwts.	14,621	16,962	19,342	14,114	17,579	230,214	249,972	216,631	184,473	403,230
" Thrown - - - - - Lbs.	87,639	41,687	49,707	63,389	53,369	152,133	68,677	79,157	106,939	113,133
" Manufactures: Stuffs and Ribbons - - - - " "	1,676,366	1,856,543	1,865,013	2,043,204	2,405,334	4,471,189	4,830,158	4,501,487	4,948,585	5,835,734
" " Plush for making Hats - - - - - " "	89,548	88,111	97,595	95,280	94,470	111,935	123,354	136,631	133,392	132,258
" " Unenumerated - - - - - Value	—	—	—	—	—	319,458	359,489	576,501	898,837	813,764
Skins, Kid, Tanned or Tawed - - - - - Number	210,868	137,500	236,942	325,785	292,944	18,667	12,030	20,732	28,507	25,634
Spirits: Brandy - - - - - Gallons	1,974,049	2,199,359	2,911,159	4,792,579	3,064,552	898,889	1,001,980	1,095,885	1,490,531	826,422
Sugar, Unrefined - - - - - Cwts.	63,591	347,522	204,262	179,952	666,793	71,745	371,044	202,131	249,740	798,529
" Refined, and Candy - - - - - " "	13,751	95,260	105,694	261,954	248,418	23,575	159,135	173,243	455,757	380,609
Watches - - - - - Number	167,161	158,844	159,125	131,698	141,098	321,400	258,409	250,423	228,217	249,662
Wine - - - - - Gallons	2,187,521	2,244,727	2,186,706	2,723,233	2,915,387	952,797	717,356	697,742	792,859	865,747
Wool, Goats, or Hair - - - - - Lbs.	35,368	334,360	899,972	138,966	88,665	4,827	57,961	134,301	18,604	13,150
" Sheep and Lambs' - - - - - " "	1,148,168	5,923,393	2,873,985	4,262,642	1,462,599	101,845	569,105	251,477	399,425	132,288
Woollen Rags - - - - - Tons	902	1,722	2,766	2,197	2,261	12,009	51,380	82,137	64,043	59,590
" torn up to be used as Wool - - - - - Lbs.	974,400	912,464	394,912	411,264	461,216	16,238	15,207	7,311	9,196	9,821
Woollen Manufactures - - - - - Value	—	—	—	—	—	1,057,837	1,247,021	1,357,909	1,210,305	1,189,701
Yarn, Cable - - - - - Lbs.	—	80,584	7,154,407	3,042,882	289,184	—	1,356	129,982	51,107	4,378
" Linen - - - - - " "	1,000	137,550	3,413,014	1,475,570	883,094	77	5,550	109,078	109,680	62,937
" See also Cotton and Hemp.	—	—	—	—	—	—	—	—	—	—
All Other Articles - - - - - Value	—	—	—	—	—	2,031,086	2,530,823	2,467,095	2,658,312	2,816,730
TOTAL - - - - -	—	—	—	—	—	17,826,646	21,675,516	24,025,717	25,640,733	31,625,231

EXPORTS THERETO.

PRODUCE AND MANUFACTURES OF THE UNITED KINGDOM.

PRINCIPAL AND OTHER ARTICLES.	QUANTITIES.					DECLARED REAL VALUE.				
	1861.	1862.	1863.	1864.	1865.	1861.	1862.	1863.	1864.	1865.
Alkali Soda - - - - - Cwts.	72,121	119,429	170,337	170,260	153,707	£ 26,658	£ 39,131	£ 61,300	£ 65,878	£ 61,037
Apparel and Haberdashery - - - - - Value	—	—	—	—	—	118,215	195,514	182,048	125,026	162,684
Caoutchouc, Manufactures of - - - - - "	—	—	—	—	—	34,775	72,757	91,580	126,116	134,159
Cement - - - - - Cwts.	350,856	399,702	480,484	896,391	546,212	42,701	44,426	54,257	99,319	62,745
Coals, Cinders, and Culm - - - - - Tons	1,452,208	1,443,115	1,306,255	1,447,494	1,589,707	617,891	611,942	543,738	623,139	722,148
Copper, Wrought and Unwrought - - - - - Cwts.	61,770	78,669	187,413	74,036	74,676	316,199	388,549	856,388	348,913	334,282
Corn : Wheat - - - - - "	1,457,400	27,582	139,260	38,051	13,793	963,707	18,727	78,978	20,371	8,590
" Wheat Flour - - - - - "	87,541	945	3,873	14	45	78,743	828	2,815	12	37
Cotton Yarn - - - - - Lbs.	1,701,565	1,899,366	959,988	854,636	1,561,086	187,228	245,807	178,467	168,010	286,430
Cottons, Entered by the Yard - - - - - Yards	31,331,305	34,716,448	17,654,091	19,657,677	21,507,914	478,327	548,381	452,128	520,846	599,348
" " at Value - - - - - Value	—	—	—	—	—	83,554	190,256	103,991	118,142	133,875
Drugs and Chemical Products - - - - - "	—	—	—	—	—	36,069	80,079	101,221	100,126	95,754
Earthenware and Porcelain - - - - - "	—	—	—	—	—	21,518	54,359	51,701	53,937	52,503
Hardwares and Cutlery, Unenumerated - - - - - Cwts.	25,234	20,486	16,539	16,832	19,985	201,410	194,371	137,666	108,364	119,312
Horses - - - - - No.	1,429	1,985	2,178	2,010	1,806	50,135	79,676	77,197	55,543	55,519
Iron, Wrought and Unwrought - - - - - Tons	162,580	267,847	184,430	142,356	151,444	794,699	1,178,485	835,643	630,787	637,469
Lead and Shot - - - - - "	665	518	799	3,335	4,626	13,889	10,261	16,686	70,476	94,424
Linen Yarn - - - - - Lbs.	1,244,396	886,140	1,545,605	988,558	2,941,336	104,469	99,244	175,052	129,273	311,607
Linens, Entered by the Yard - - - - - Yards	3,677,782	3,375,474	3,176,339	3,607,920	3,322,704	181,066	189,015	180,982	205,830	191,701
" " at Value - - - - - Value	—	—	—	—	—	3,522	15,675	10,929	8,232	11,056
Machinery : Steam Engines - - - - - "	—	—	—	—	—	12,867	13,474	17,966	8,180	18,959
" " All Other Sorts - - - - - "	—	—	—	—	—	349,115	339,268	345,866	365,439	359,034
Naphtha, Paraffine Oil, Petroleum, &c. - - - - - Gallons	175,697	296,529	770,043	579,904	324,105	46,428	61,143	109,831	81,515	42,128
Oil Seed - - - - - "	2,365,299	1,678,293	970,560	1,911,795	2,721,795	317,879	262,614	162,342	261,088	377,638
Painters' Colours (not otherwise described) - - - - - Value	—	—	—	—	—	55,270	41,145	30,099	38,602	35,780
Plate, Plated Ware, Jewellery, and Watches - - - - - "	—	—	—	—	—	16,565	21,548	14,544	10,501	8,891
Saltpetre - - - - - Cwts.	1,286	120	375	939	1,203	2,446	244	741	970	1,576
Silk, Yarn - - - - - Lbs.	261,728	341,000	263,644	298,101	215,797	133,497	170,240	139,506	152,580	125,210
" Thrown - - - - - "	144,514	183,784	142,250	117,653	65,745	186,609	233,768	183,300	153,470	100,675
" Manufactures - - - - - Value	—	—	—	—	—	117,707	75,640	121,664	191,134	162,786
Spirits, British and Irish - - - - - Gallons	2,011,594	379,451	406,909	714,683	35,056	216,232	43,598	37,802	80,096	4,139
Telegraphic Wire, &c. - - - - - Value	—	—	—	—	—	15,366	4,460	1,604	13,787	148
Tin, Unwrought - - - - - Cwts.	16,698	18,730	26,057	26,735	21,112	98,777	107,572	147,759	145,412	106,358
Tin Plates - - - - - Value	—	—	—	—	—	38,563	55,192	59,326	59,411	65,127
Wool, Sheep and Lambs' - - - - - Lbs.	10,604,815	5,133,128	4,436,017	3,584,844	3,249,001	782,698	385,073	348,773	318,301	312,446
Woollen and Worsted Yarn - - - - - "	1,181,264	1,692,870	1,845,480	1,773,339	1,918,346	235,782	372,324	369,129	340,640	423,151
Woollens, Entered by the Yard (including those formerly Entered by the Piece) - - - - - Yards	12,936,393	23,140,548	21,282,134	18,666,468	20,864,052	993,551	1,786,743	1,391,201	1,289,952	1,645,792
" Entered at Value - - - - - Value	—	—	—	—	—	42,849	32,170	27,784	29,607	40,032
All Other Articles - - - - - "	—	—	—	—	—	878,612	945,668	971,305	1,068,696	1,157,545
TOTAL - - - - -	—	—	—	—	—	8,895,588	9,209,367	8,673,309	8,187,361	9,062,095

EXPORTS THERETO—Continued.

FOREIGN AND COLONIAL PRODUCE AND MANUFACTURES.

PRINCIPAL AND OTHER ARTICLES.	QUANTITIES.					COMPUTED REAL VALUE.					
	1861.	1862.	1863.	1864.	1865.	1861.	1862.	1863.	1864.	1865.	
Bacon - - - - -	Cwts.	476	28,162	54,648	9,124	4	£ 1,238	£ 52,099	£ 78,329	£ 19,464	£ 12
Bark, Peruvian - - - - -	-	2,941	3,387	3,419	3,226	3,307	43,760	28,394	18,833	20,198	22,294
Beads of Glass (including Bugles) - - - - -	Lbs.	134,763	121,292	298,967	563,550	597,313	6,738	6,065	17,128	29,352	31,732
Camphor, Refined and Unrefined - - - - -	Cwts.	532	923	5,207	7,420	4,263	5,260	9,347	33,628	38,667	20,668
Caoutchouc - - - - -	-	7,550	7,148	8,117	8,816	6,125	56,908	57,899	63,346	62,373	45,529
Cochineal - - - - -	-	1,403	1,470	2,594	1,508	2,341	21,004	21,199	41,828	26,566	42,694
Cocoa - - - - -	Lbs.	1,311,096	184,268	397,698	344,406	403,917	34,826	4,991	10,357	8,969	11,781
Coffee - - - - -	-	3,888,802	11,387,192	13,393,376	9,727,388	15,843,210	124,033	405,013	482,467	322,669	522,995
Copper, Unwrought and part Wrought	Cwts.	31,480	78,168	57,767	95,840	117,520	145,890	361,125	271,748	461,691	543,456
Corn : Wheat - - - - -	-	913,683	35,936	48,620	4,128	7	579,836	20,317	23,983	1,901	3
" Wheat Flour - - - - -	-	255,681	119	8,207	1,799	96	204,545	89	5,540	1,128	64
Cotton, Raw - - - - -	-	111,495	546,773	581,126	561,045	773,487	371,926	3,737,366	5,317,543	5,240,422	5,199,894
Feathers, Ostrich, Black and White	Lbs.	15,553	12,632	5,989	4,790	3,073	24,680	29,368	15,228	17,301	11,116
Flax, Dressed and Undressed - - - - -	Cwts.	17,666	3,020	9,631	12,547	17,585	42,429	8,867	26,994	33,616	49,500
Gum Lac : Shell Lac - - - - -	-	2,420	4,306	4,365	5,542	5,883	21,356	37,893	33,411	33,691	24,929
Gum, Mastic - - - - -	-	-	-	36	2	1,172	-	-	1,028	62	36,547
Hair, Manufactures of, Goats' Wool	Value	-	-	-	-	-	174,841	202,478	91,593	49,299	109,448
" Other Sorts - - - - -	-	-	-	-	-	-	2,816	28,926	1,200	-	85
Hams - - - - -	Cwts.	17	4,004	12,207	7,336	432	43	7,357	20,752	16,200	1,166
Hemp, Dressed and Undressed - - - - -	-	92,159	96,162	162,491	257,030	379,885	87,861	101,882	210,996	292,069	338,788
Hides, not Tanned - - - - -	-	11,624	10,215	29,775	33,651	14,242	38,594	32,873	86,428	101,051	42,801
Indigo - - - - -	-	4,780	3,323	2,671	5,365	4,922	171,224	116,803	75,033	158,245	148,296
Nuts for expressing, Oil therefrom	Tons	282	623	113	1,146	1,104	3,218	9,148	1,898	20,513	15,107
Oil, Cocoa-nut - - - - -	Cwts.	18,102	11,474	11,297	17,782	11,564	42,540	29,976	26,595	33,934	25,007
" Palm - - - - -	-	2,203	1,668	18,828	14,025	15,848	4,700	3,322	33,812	23,608	28,791
" Seed, of all Kinds - - - - -	Tons	261	88	62	144	291	8,366	3,235	2,565	5,183	10,106
Petroleum, Refined and Unrefined	-	-	1,257	2,311	523	1,049	-	19,802	42,376	10,924	26,478
Quicksilver - - - - -	Lbs.	217,806	289,263	413,117	325,865	359,572	19,739	26,214	37,439	34,963	37,080
Rice, not in the Husk - - - - -	Cwts.	256,559	99,209	331,349	111,094	51,936	165,694	60,766	201,571	62,953	35,706
Seeds : Clover - - - - -	-	15,162	2,514	35,355	293	273	40,179	6,662	93,249	797	921
" Flax and Linseed - - - - -	Qrs.	22,719	8,195	15,223	25,024	14,353	60,868	24,175	46,504	68,399	39,890
" Poppy - - - - -	-	4,381	3,170	13,243	11,865	25,375	12,595	9,391	38,184	31,244	69,781
" Sesamum - - - - -	-	1,214	3,793	24,699	2,918	1,040	3,925	12,943	78,419	8,645	3,510
" for expressing Oil therefrom	-	14,958	16,894	21,442	48,715	25,185	41,377	51,527	58,329	123,613	67,685
" Rape - - - - -	-	50,914	15,529	45,114	48,357	61,554	145,105	48,916	133,650	128,347	187,996
Silk, Knubs and Husks - - - - -	Cwts.	829	1,708	825	536	980	13,043	25,257	9,240	7,086	22,679
" Raw - - - - -	Lbs.	3,613,403	4,636,221	3,231,490	3,163,645	2,481,490	3,191,838	4,404,410	3,285,348	3,545,919	3,267,295
" Thrown - - - - -	-	61,733	122,797	196,298	303,764	278,146	100,059	198,010	310,805	511,336	587,583
Silk Manufactures :											
Bandannas, Corahs, Choppas, Tussore	Pieces	7,732	7,127	8,022	5,919	3,874	7,420	6,974	7,839	5,418	3,554
Cloths, Romals, and Tafaties	-	-	-	-	-	-	-	-	-	-	-
Broadstuffs and Ribbons	Lbs.	9,753	12,461	9,377	9,747	8,854	26,212	33,003	23,841	24,810	22,647
Skins, Goat - - - - -	No.	218,262	442,468	556,000	450,743	329,478	23,068	44,879	63,724	43,878	40,636
Spirits : Rum - - - - -	Proof Gallons	81,841	132,151	60,853	40,450	44,841	7,240	11,114	4,814	3,565	4,352
" Unenumerated, not Sweetened	-	38,268	2,176	3,767	4,556	435	3,189	172	251	313	29
" Sweetened and Perfumed	Gallons	282	219	712	18,284	35,470	282	219	712	18,284	35,470
Sponge - - - - -	Lbs.	223,920	127,344	151,671	111,709	99,893	36,155	12,319	14,674	8,869	8,366
Sugar, Unrefined - - - - -	Cwts.	2,769	268	147,232	38,849	9,194	3,449	308	174,471	53,364	11,504
Tallow - - - - -	-	75,165	64,924	2,832	341	537	189,792	147,702	5,947	699	1,235
Tea - - - - -	Lbs.	92,164	106,021	204,095	175,268	219,770	6,528	8,393	15,945	13,327	18,314
Teeth, Elephants' - - - - -	Cwts.	2,309	2,714	2,332	2,575	2,442	61,708	61,811	64,752	81,874	77,472
Tin, Unwrought - - - - -	-	5,712	11,766	14,098	19,099	11,426	34,034	68,145	84,588	96,848	53,131
Tobacco, Unmanufactured - - - - -	Lbs.	447,538	1,266,660	259,862	172,302	1,560,542	15,617	56,076	11,369	7,115	55,275
Whalefins - - - - -	Tons	59	45	39	13	7	21,164	16,561	18,753	5,025	3,031
Wine - - - - -	Gallons	183,918	162,402	164,101	153,893	176,196	64,623	50,256	53,284	51,655	51,101
Wool, Sheep and Lambs' - - - - -	Lbs.	22,013,025	19,269,401	31,536,537	38,132,271	50,129,173	1,502,436	1,350,735	2,190,434	3,053,176	3,663,124
Zinc, Crude and Rolled - - - - -	Tons	1,407	399	751	375	1,859	25,206	7,226	14,653	9,190	41,308
All Other Articles - - - - -	Value	-	-	-	-	-	490,649	476,304	543,829	608,223	573,015
TOTAL - - - - -	-	-	-	-	-	-	8,531,825	12,556,302	14,621,257	15,638,031	16,292,977
TOTAL OF BRITISH AND FOREIGN PRODUCE -	-	-	-	-	-	-	17,427,413	21,765,669	23,294,566	23,825,392	25,355,072

FRENCH POSSESSIONS.
 (ALGERIA.)

YEARS 1861 to 1865.

ALGERIA.
IMPORTS THEREFROM.

PRINCIPAL AND OTHER ARTICLES.	QUANTITIES.					COMPUTED REAL VALUE.				
	1861.	1862.	1863.	1864.	1865.	1861.	1862.	1863.	1864.	1865.
Coir (fibre) - - - - - Tons	—	—	—	—	120	£	—	—	—	£
Copper Ore and Regulus - - - - - "	—	178	—	—	23	—	2,136	—	—	806
Corn: Wheat - - - - - Cwts.	—	—	—	23,188	17,775	—	—	—	8,750	7,155
" Barley - - - - - "	4	179	150,254	238,352	107,025	1	67	49,665	69,347	27,691
" Pease and Beans - - - - - "	2,979	1,307	643	48,288	49,102	1,251	524	228	19,212	19,974
" Wheat Flour - - - - - "	4,845	—	—	—	—	4,270	—	—	—	—
Iron, Ore of - - - - - Tons	—	—	268	1,090	3,225	—	—	201	788	2,801
Oil, Olive - - - - - Tuns	—	92	—	107	61	—	5,181	—	5,714	2,890
Rags and other Materials for making } Paper, viz.: Vegetable Fibre - - - } Tons	—	73	1,253	1,500	4,224	—	291	5,012	7,135	22,355
Seeds, Canary - - - - - Cwts.	480	1,189	852	4,042	1,205	326	764	626	3,123	861
" Cotton - - - - - Tons	—	—	—	273	—	—	—	—	2,109	—
Tobacco, Unmanufactured - - - - - Lbs.	804,511	87,918	464,344	441,146	14,964	19,760	2,403	9,335	9,191	312
Wool, Goats' Wool or Hair - - - - - "	8,600	70,099	3,539	—	—	1,131	11,038	501	—	—
" Sheep and Lambs' - - - - - "	14,600	630,129	1,177,400	190,230	—	487	23,488	37,367	6,341	—
All Other Articles - - - - - Value	—	—	—	—	—	3,096	1,372	1,470	6,545	2,527
TOTAL - - - - -	—	—	—	—	—	30,322	47,264	104,204	137,467	90,505

EXPORTS THERETO.

PRODUCE AND MANUFACTURES OF THE UNITED KINGDOM.										
PRINCIPAL AND OTHER ARTICLES.	QUANTITIES.					DECLARED REAL VALUE.				
	1861.	1862.	1863.	1864.	1865.	1861.	1862.	1863.	1864.	1865.
Coals, Cinders, and Culm - - - - - Tons	20,456	18,297	21,554	18,826	21,343	£	£	£	£	£
Iron, Wrought and Unwrought - - - - - "	496	5,539	256	186	157	8,794	7,879	9,048	8,626	10,284
All Other Articles - - - - - Value	—	—	—	—	—	1,991	33,836	1,022	915	520
TOTAL - - - - -	—	—	—	—	—	10,170	4,538	3,662	2,688	1,559
TOTAL - - - - -	—	—	—	—	—	20,955	46,253	13,732	12,229	12,363

FOREIGN AND COLONIAL PRODUCE AND MANUFACTURES.

PRINCIPAL AND OTHER ARTICLES.	QUANTITIES.					COMPUTED REAL VALUE.				
	1861.	1862.	1863.	1864.	1865.	1861.	1862.	1863.	1864.	1865.
Coffee - - - - - Lbs.	—	13,025	—	—	—	£	£	£	£	£
Tobacco, Unmanufactured - - - - - "	—	8,454	—	—	—	—	475	—	—	—
Tea - - - - - "	—	272	90	203	—	—	374	—	—	—
All Other Articles - - - - - Value	—	—	—	—	—	—	22	7	15	—
TOTAL - - - - -	—	—	—	—	—	—	2	28	—	—
TOTAL OF BRITISH AND FOREIGN PRODUCE	—	—	—	—	—	20,955	47,126	13,767	12,224	12,363

WEST INDIES.
GUADALOUPE, MARIE-GALANTE, AND MARTINIQUE.
IMPORTS THEREFROM.

PRINCIPAL AND OTHER ARTICLES.	QUANTITIES.					COMPUTED REAL VALUE.				
	1861.	1862.	1863.	1864.	1865.	1861.	1862.	1863.	1864.	1865.
Sugar, Unrefined - - - Cwts.	—	1	19,611	355	—	£	£ 1	£ 19,917	£ 393	£
Refined, and Candy - - -	—	—	521	—	—	—	—	826	—	—
All Other Articles - - - Value	—	—	—	—	—	10	1	81	13	—
TOTAL - - -	—	—	—	—	—	10	2	20,824	406	—

EXPORTS THERETO.

PRODUCE AND MANUFACTURES OF THE UNITED KINGDOM.										
PRINCIPAL AND OTHER ARTICLES.	QUANTITIES.					DECLARED REAL VALUE.				
	1861.	1862.	1863.	1864.	1865.	1861.	1862.	1863.	1864.	1865.
Cement - - - Cwts.	—	14,472	31,860	—	—	£	£ 1,635	£ 3,987	£	£
Coals, Cinders, and Culm - - - Tons	6,433	29,099	18,971	25,743	24,038	2,839	13,875	9,064	12,979	11,743
All Other Articles - - - Value	—	—	—	—	—	70	1,699	1,550	969	1,106
TOTAL - - -	—	—	—	—	—	2,909	17,209	14,601	13,948	12,849

FOREIGN AND COLONIAL PRODUCE AND MANUFACTURES.

PRINCIPAL AND OTHER ARTICLES.	QUANTITIES.					COMPUTED REAL VALUE.				
	1861.	1862.	1863.	1864.	1865.	1861.	1862.	1863.	1864.	1865.
Rice, not in the Husk - - - Cwts.	5,893	2,825	24,302	—	3,000	£ 3,806	£ 1,730	£ 14,784	£	£ 2,062
All Other Articles - - - Value	—	—	—	—	—	10	—	179	—	—
TOTAL - - -	—	—	—	—	—	3,816	1,730	14,963	—	2,062
TOTAL OF BRITISH AND FOREIGN PRODUCE	—	—	—	—	—	6,725	18,939	29,564	13,948	14,911

GUIANA.

IMPORTS THEREFROM.

Nil.

EXPORTS THERETO.

PRODUCE AND MANUFACTURES OF THE UNITED KINGDOM.										
PRINCIPAL AND OTHER ARTICLES.	QUANTITIES.					COMPUTED REAL VALUE.				
	1861.	1862.	1863.	1864.	1865.	1861.	1862.	1863.	1864.	1865.
Coals, Cinders, and Culm - - - Tons	—	—	—	—	270	£	£	£	£	£ 135
FOREIGN AND COLONIAL PRODUCE AND MANUFACTURES.										
Nil.										

SENEGAMBIA.

IMPORTS THEREFROM.

PRINCIPAL AND OTHER ARTICLES.	QUANTITIES.					COMPUTED REAL VALUE.				
	1861.	1862.	1863.	1864.	1865.	1861.	1862.	1863.	1864.	1865.
TOTAL OF IMPORTS - - Value	—	—	—	—	—	£ —	£ 2	£ 6	£ —	£ —

EXPORTS THERETO.

PRODUCE AND MANUFACTURES OF THE UNITED KINGDOM.										
PRINCIPAL AND OTHER ARTICLES.	QUANTITIES.					DECLARED REAL VALUE.				
	1861.	1862.	1863.	1864.	1865.	1861.	1862.	1863.	1864.	1865.
Arms and Ammunition :						£	£	£	£	£
Fire Arms (small) - - No.	—	—	850	1,100	2,500	—	—	576	1,553	1,669
Gunpowder - - - Lbs.	60,000	92,500	50,000	—	16,730	1,720	2,677	1,305	—	339
Coals, Cinders, and Culm - - Tons	—	—	—	1,076	—	—	—	—	539	—
Cottons, Entered by the Yard - Yards	67,050	398,100	45,137	92,838	1,200	1,281	4,011	826	3,626	48
Iron, Wrought and Unwrought - Tons	13	106	26	17	23	152	457	351	208	286
Woollens, Entered by the Yard (including those formerly En- tered by the Piece - - } Yards	—	—	—	—	44,840	—	—	—	—	8,360
All Other Articles - - - Value	—	—	—	—	—	486	524	459	1,308	263
TOTAL - - -	—	—	—	—	—	3,638	7,669	3,517	7,234	10,965

FOREIGN AND COLONIAL PRODUCE AND MANUFACTURES.

PRINCIPAL AND OTHER ARTICLES.	QUANTITIES.					COMPUTED REAL VALUE.				
	1861.	1862.	1863.	1864.	1865.	1861.	1862.	1863.	1864.	1865.
Beads and Bugles of Glass - Lbs.	1,232	—	—	—	—	£ 66	£ —	£ —	£ —	£ —
Rice, not in the Husk - - Cwts.	—	1,576	—	150	—	—	965	—	85	—
Silk Manufactures :										
Bandannas, Corahs, Choppas, Tussore Cloths, Romals, and Taffaties - - } Pieces	600	—	—	—	—	300	—	—	—	—
Spirits: Brandy - Proof Gallons	—	—	—	224	500	—	—	—	69	133
„ Geneva - - „	—	—	—	119	—	—	—	—	11	—
Tobacco, Unmanufactured - Lbs.	—	60,137	34,610	—	—	—	2,662	1,514	—	—
All Other Articles - - Value	—	—	—	—	—	13	93	—	63	36
TOTAL - - -	—	—	—	—	—	379	3,720	1,514	228	169
TOTAL OF BRITISH AND FOREIGN PRODUCE	—	—	—	—	—	4,017	11,389	5,031	7,462	11,134

YEARS 1861 to 1865.

FRENCH POSSESSIONS (Cont^d)
(MADAGASCAR.)

MADAGASCAR.

IMPORTS THEREFROM.

Nil.

EXPORTS THERETO.

PRODUCE AND MANUFACTURES OF THE UNITED KINGDOM.										
PRINCIPAL AND OTHER ARTICLES.	QUANTITIES.					DECLARED REAL VALUE.				
	1861.	1862.	1863.	1864.	1865.	1861.	1862.	1863.	1864.	1865.
Coals, Cinders, and Culm - - - Tons	284	—	—	—	—	£ 120	£ —	£ —	£ —	£ —
Copper, Wrought and Unwrought - - Cwts.	2	—	—	—	—	13	—	—	—	—
All Other Articles - - - Value	—	—	—	—	—	83	—	—	—	—
TOTAL - - - -	—	—	—	—	—	216	—	—	—	—
FOREIGN AND COLONIAL PRODUCE AND MANUFACTURES.										
PRINCIPAL AND OTHER ARTICLES.	QUANTITIES.					COMPUTED REAL VALUE.				
	1861.	1862.	1863.	1864.	1865.	1861.	1862.	1863.	1864.	1865.
Glass, Window and German Sheet - - Cwts.	—	—	—	248	—	£ —	£ —	£ —	£ 198	£ —
Logwood - - - - Tons	—	—	—	30	—	—	—	—	149	—
Wine - - - - Gallons	—	—	287	246	—	—	—	76	80	—
All Other Articles - - - Value	—	—	—	—	—	—	—	6	505	—
TOTAL - - - -	—	—	—	—	—	—	—	82	932	—
TOTAL OF BRITISH AND FOREIGN PRODUCE -	—	—	—	—	—	216	—	82	932	—

FRENCH POSSESSIONS (Cont^d).
(EAST INDIES :—PONDICHERRY.—BOURBON.)

YEARS 1861 to 1865.

EAST INDIES—PONDICHERRY.**IMPORTS THEREFROM.**

PRINCIPAL AND OTHER ARTICLES.	QUANTITIES.					COMPUTED REAL VALUE.				
	1861.	1862.	1863.	1864.	1865.	1861.	1862.	1863.	1864.	1865.
Berries, Myrobolan - - - - - <i>Cwts.</i>	—	362	—	—	3,135	£	£	£	£	£
Cotton, Raw - - - - - <i>Value</i>	703	442	515	2,413	881	2,050	1,472	4,122	19,226	5,733
Cotton Manufactures - - - - - <i>Value</i>	—	—	—	—	—	14,807	31,123	14,417	4,569	10,105
Hides, not Tanned - - - - - <i>Cwts.</i>	85	197	258	73	470	291	621	895	270	1,755
Indigo - - - - - <i>"</i>	2,031	3,582	2,919	3,099	613	55,432	107,720	64,977	65,942	13,095
Nuts and Kernels, Unenumerated, for expressing Oil therefrom - - - - - <i>Tons</i>	7	475	237	129	22	120	7,184	3,548	1,658	282
Oil, Cocoa-nut - - - - - <i>Cwts.</i>	135	—	2,048	682	—	343	—	4,876	1,667	—
Seed - - - - - <i>Tons</i>	111	90	394	506	—	4,100	2,550	17,968	17,527	—
Skins, Goat, Tanned, Tawed, or Dressed - - - - - <i>No.</i>	14,473	106,123	43,324	52,829	38,129	716	8,404	3,664	4,438	4,060
Sheep, Tanned, Tawed, or Dressed - - - - - <i>"</i>	15,082	104,480	37,849	40,274	17,500	661	3,922	1,576	1,639	656
Sugar, Unrefined - - - - - <i>Cwts.</i>	—	—	—	—	3,511	—	—	—	—	4,542
All Other Articles - - - - - <i>Value</i>	—	—	—	—	—	1,232	2,981	993	1,051	1,080
TOTAL - - - - -	—	—	—	—	—	79,752	166,176	117,036	117,987	43,633

EXPORTS THERETO.

Nil.

BOURBON.**IMPORTS THEREFROM.**

PRINCIPAL AND OTHER ARTICLES.	QUANTITIES.					COMPUTED REAL VALUE.				
	1861.	1862.	1863.	1864.	1865.	1861.	1862.	1863.	1864.	1865.
Sugar, Unrefined - - - - - <i>Cwts.</i>	6,271	—	—	—	—	£	£	£	£	£
All Other Articles - - - - - <i>Value</i>	—	—	—	—	—	5,591	—	—	—	—
TOTAL - - - - -	—	—	—	—	—	5,591	—	—	—	—

EXPORTS THERETO.**PRODUCE AND MANUFACTURES OF THE UNITED KINGDOM.**

PRINCIPAL AND OTHER ARTICLES.	QUANTITIES.					DECLARED REAL VALUE.				
	1861.	1862.	1863.	1864.	1865.	1861.	1862.	1863.	1864.	1865.
Coals, Cinders, and Culm - - - - - <i>Tons</i>	740	—	—	—	—	£	£	£	£	£
All Other Articles - - - - - <i>Value</i>	—	—	—	—	—	258	—	—	—	—
TOTAL - - - - -	—	—	—	—	—	353	—	—	—	—
FOREIGN AND COLONIAL PRODUCE AND MANUFACTURES - - Nil.										

YEARS 1861 to 1865.

PORTUGAL.

IMPORTS THEREFROM.

PRINCIPAL AND OTHER ARTICLES.	QUANTITIES.					COMPUTED REAL VALUE.				
	1861.	1862.	1863.	1864.	1865.	1861.	1862.	1863.	1864.	1865.
Animals: Oxen and Bulls - <i>Number</i>	4,933	8,804	5,045	6,740	4,279	£ 90,553	£ 154,256	£ 82,328	£ 114,258	£ 76,302
Argol - - - <i>Cwts.</i>	1,813	1,988	1,991	1,105	690	4,542	4,689	4,378	2,357	1,399
Caoutchouc - - - "	35	3,775	1,825	600	1,885	245	29,278	13,668	3,591	12,485
Copper Ore - - - <i>Tons</i>	2,008	1,897	2,393	2,506	1,895	22,565	14,798	30,914	45,186	31,688
Cork - - - "	4,634	4,718	4,574	5,011	6,015	148,288	150,976	148,657	162,861	195,488
Corks, Ready-made - - <i>Lbs.</i>	101,133	190,874	146,665	139,727	225,938	5,478	10,339	7,945	7,569	12,238
Corn: Wheat - - - <i>Cwts.</i>	32,860	2,895	—	10	—	21,382	1,583	—	4	—
„ Maize or Indian Corn "	42,064	4,097	326	4	—	17,257	1,482	105	1	—
Cotton, Raw - - - "	3,436	9,956	6,105	3,756	8,889	17,408	80,250	65,056	50,253	77,131
Cream of Tartar - - - "	757	408	460	454	494	4,542	2,297	2,416	2,346	2,361
Fruit: Almonds, not Bitter - "	1,749	3,629	4,622	1,847	1,684	4,672	9,689	17,525	6,482	5,946
„ Figs - - - "	20,068	18,184	5,415	22,625	20,918	15,984	9,211	3,934	16,137	14,310
„ Grapes - - - <i>Bushels</i>	3,142	3,671	4,625	6,078	12,649	2,355	2,561	3,013	3,366	10,568
„ Oranges and Lemons "	204,484	147,734	194,134	196,187	151,572	89,062	85,647	103,581	92,754	68,191
Hides, not Tanned - - <i>Cwts.</i>	763	1,186	39	4,656	4,662	3,046	2,416	119	11,458	13,542
Manganese Ore - - - <i>Tons</i>	15	607	3,984	2,120	1,791	56	2,125	13,945	7,421	6,438
Oil, Olive - - - <i>Tons</i>	1,055	253	4,180	446	1,093	60,764	14,413	227,849	24,890	57,185
„ Seed - - - "	420	417	344	574	406	18,455	15,073	12,910	18,010	12,940
Onions - - - <i>Bushels</i>	92,136	93,505	80,165	102,969	83,030	31,896	28,922	17,246	30,664	29,236
Orchal - - - <i>Cwts.</i>	2,181	3,889	1,811	3,228	6,237	3,730	6,385	2,792	5,249	10,719
Potatoes - - - "	42,016	31,356	11,180	23,038	16,626	18,105	16,326	4,713	8,355	5,296
Pyrites of Iron or Copper <i>Tons</i>	40,656	53,296	109,180	118,489	137,787	141,379	164,780	323,274	351,606	397,897
Salt - - - "	4,635	6,158	4,413	3,786	5,466	4,635	6,158	4,413	3,786	5,466
Sugar, Unrefined - - - <i>Cwts.</i>	5,685	2,158	19,845	8,200	9,435	5,687	2,064	25,365	11,221	11,017
Teeth, Elephants' - - - "	700	909	585	674	681	19,000	20,714	16,001	21,874	21,880
Wine - - - - <i>Gallons</i>	2,681,453	3,048,491	3,594,887	3,344,872	3,740,578	980,692	971,845	1,017,146	999,029	1,145,134
Wool, Sheep and Lambs' - <i>Lbs.</i>	1,711,696	2,139,727	1,294,373	1,712,358	2,535,455	81,149	107,136	65,140	97,970	137,811
All Other Articles - - - <i>Value</i>	—	—	—	—	—	149,972	124,983	119,376	103,808	109,133
TOTAL - - -	—	—	—	—	—	1,962,899	2,040,396	2,333,809	2,202,506	2,471,801

EXPORTS THERETO.

PRODUCE AND MANUFACTURES OF THE UNITED KINGDOM.										
PRINCIPAL AND OTHER ARTICLES.	QUANTITIES.					DECLARED REAL VALUE.				
	1861.	1862.	1863.	1864.	1865.	1861.	1862.	1863.	1864.	1865.
						£	£	£	£	£
Apparel and Haberdashery - Value	—	—	—	—	—	21,842	19,783	36,027	29,611	30,240
Brimstone, Refined in the United Kingdom - Cwts.	53,533	76,821	34,355	17,941	24,330	39,779	58,142	22,818	10,650	13,746
Butter - "	24,769	23,018	26,597	23,199	25,669	117,519	106,604	122,330	108,756	128,067
Coals, Cinders, and Culm - Tons	102,717	123,139	112,925	125,010	141,059	43,271	52,002	48,674	55,404	66,145
Copper, Wrought and Unwrought - Cwts.	5,686	5,339	6,299	6,000	5,433	27,947	26,670	29,901	29,961	24,206
Corn: Wheat - "	1,963	9,958	1,621	160	26,562	1,290	5,573	824	90	12,838
Cotton Yarn - Lbs.	380,110	253,742	165,365	128,243	124,881	25,264	19,839	21,444	17,687	15,977
Cottons, Entered by the Yard - Yards	64,636,989	27,757,305	36,946,481	33,068,582	40,238,484	834,418	438,158	836,537	816,871	843,050
" " at Value - Value	—	—	—	—	—	12,816	12,510	21,771	20,094	17,684
Drugs and Chemical Products - "	—	—	—	—	—	8,665	10,810	13,536	15,310	16,838
Earthenware and Porcelain - "	—	—	—	—	—	9,757	7,684	8,819	8,276	9,087
Glass Manufactures - "	—	—	—	—	—	6,883	7,464	12,156	11,267	12,505
Hardwares and Cutlery, Un- enumerated - Cwts.	5,791	3,985	5,103	4,908	6,042	38,399	27,319	34,736	33,114	36,243
Iron, Wrought and Unwrought - Tons	37,305	36,369	41,927	19,052	30,177	269,098	271,999	296,071	174,278	251,891
Lead and Shot - "	189	279	208	243	241	4,225	6,095	4,629	5,586	5,337
Lead, White - Cwts.	2,934	3,618	4,426	3,291	4,780	4,074	4,845	6,199	4,516	6,678
Linens, Entered by the Yard - Yards	1,537,607	1,131,336	1,651,061	1,378,727	1,528,223	36,357	26,882	46,417	47,725	49,893
Machinery: Steam Engines - Value	—	—	—	—	—	6,246	5,301	31,650	26,972	18,984
" " All Other Sorts - "	—	—	—	—	—	20,881	18,272	22,416	18,703	20,743
Oil, Seed - Gallons	86,289	65,444	91,411	67,175	81,912	10,919	11,935	16,320	10,824	12,071
Painters' Colours (not otherwise described) - Value	—	—	—	—	—	6,971	5,880	6,067	6,552	5,458
Silk, Thrown and Yarn - Lbs.	26,978	18,111	23,655	26,831	19,396	31,298	21,010	27,045	30,885	23,967
" Manufactures - Value	—	—	—	—	—	28,847	17,158	22,049	19,928	14,275
Spirits, British - Gallons	1,076,630	818,119	1,469,320	1,622,600	692,107	101,489	80,258	154,093	199,447	85,752
Tin, Unwrought - Cwts.	874	836	1,027	1,162	1,439	5,422	4,912	6,102	6,470	6,067
Tin Plates - Value	—	—	—	—	—	16,578	15,353	16,804	20,709	18,776
Woolens, Entered by the Yard (including those formerly entered by the Piece) - Yards	1,917,609	1,303,741	1,939,811	1,875,260	1,656,625	137,121	107,828	153,630	167,365	140,827
" " Entered at Value - Value	—	—	—	—	—	2,494	3,298	3,505	4,469	3,860
All Other Articles - "	—	—	—	—	—	118,805	138,330	199,302	195,261	174,832
TOTAL - -	—	—	—	—	—	1,987,450	1,583,365	2,225,777	2,091,314	2,066,037

FOREIGN AND COLONIAL PRODUCE AND MANUFACTURES.										
PRINCIPAL AND OTHER ARTICLES.	QUANTITIES.					COMPUTED REAL VALUE.				
	1861.	1862.	1863.	1864.	1865.	1861.	1862.	1863.	1864.	1865.
						£	£	£	£	£
Cinnamon - Lbs.	192,997	169,747	4,014	22,778	27,816	14,073	12,731	322	2,183	2,840
Corn: Wheat - Cwts.	5,846	1,213	11,847	872	15,274	3,710	686	5,844	401	7,128
" Maize - "	—	20,970	19,680	—	814	—	6,851	6,237	—	258
" Wheat Flour - "	394	8,925	1,053	1,183	3,781	315	6,694	711	742	2,538
Cotton, Raw - "	12,548	2,968	7,415	4,648	6,907	43,069	19,523	68,185	48,553	49,116
Flax, Dressed and Undressed - "	2,556	4,046	7,248	4,557	742	6,731	12,104	21,629	13,608	2,099
Hemp, Undressed - "	7,134	6,700	8,530	4,080	9,178	10,324	11,244	15,055	6,706	14,409
Indigo - "	954	500	1,006	757	1,013	34,173	17,575	28,260	22,328	30,521
Petroleum - Tuns	—	—	329	236	45	—	—	7,265	5,339	1,503
Quicksilver - Lbs.	29,231	41,712	41,324	19,436	27,607	2,649	3,780	3,745	2,085	2,847
Rice, not in the Husk - Cwts.	105,234	108,580	170,756	167,856	123,981	67,964	66,505	103,877	95,118	85,237
Saltpetre - "	1,939	923	2,143	3,364	95	3,151	1,600	3,929	5,425	117
Silk, Raw - Lbs.	33,296	23,973	9,827	16,181	32,145	29,411	22,774	9,991	18,136	42,324
" Thrown - "	2,507	350	834	1,006	600	4,063	564	1,321	1,694	1,268
Sugar: Unrefined - Cwts.	36,842	21,805	11,708	6,707	48,439	50,030	27,993	14,515	9,843	60,204
" Refined - "	5,475	4,354	1,100	227	1,765	9,463	7,244	1,834	401	2,725
" Molasses - "	13,255	2,535	4,233	1,268	—	6,847	1,246	1,971	840	—
Tallow - "	1,923	2,030	4,677	7,141	3,222	4,856	4,618	9,822	14,639	7,411
Tea - Lbs.	391,445	633,037	651,387	406,611	611,272	27,727	50,115	50,890	30,920	50,939
Tobacco, Unmanufactured - "	74,884	832,545	17,367	873,530	1,244,868	2,622	36,857	760	35,175	44,477
Wood, Hewn - Loads	1,720	906	1,528	139	7,179	5,845	3,010	4,896	563	20,598
" Sawn - "	2,093	1,373	2,183	144	662	6,493	4,222	6,585	434	2,025
" " for Shipbuilding, Teak - "	—	—	619	137	32	—	—	7,394	1,690	368
Wool, Sheep and Lambs' - Lbs.	13,486	37,253	75,713	50,679	39,721	801	2,589	4,943	3,877	2,544
All Other Articles - Value	—	—	—	—	—	34,338	34,335	52,510	63,272	51,320
TOTAL - -	—	—	—	—	—	368,655	354,860	432,491	383,972	484,816
TOTAL OF BRITISH AND FOREIGN PRODUCE	—	—	—	—	—	2,356,105	1,888,225	2,658,268	2,475,286	2,550,853

YEARS 1861 to 1865.

PORTUGUESE POSSESSIONS.
 (THE AZORES.)

THE AZORES.
IMPORTS THEREFROM.

PRINCIPAL AND OTHER ARTICLES.	QUANTITIES.					COMPUTED REAL VALUE.				
	1861.	1862.	1863.	1864.	1865.	1861.	1862.	1863.	1864.	1865.
Corn : Wheat - - - <i>Cwts.</i>	1,807	—	—	78	6	£ 1,199	—	—	£ 36	£ 2
„ Maize or Indian Corn - „	47,100	7,637	3,197	—	—	19,996	2,450	1,026	—	—
Fruit : Oranges and Lemons - <i>Bushels</i>	613,359	491,086	499,479	546,490	576,020	346,589	324,459	313,023	330,778	347,689
Oil, Spermaceti - - - <i>Tuns</i>	74	71	14	37	15	6,883	6,212	1,118	2,371	1,557
Wine - - - - <i>Gallons</i>	433	139	36	4,716	196	108	30	8	1,179	52
All Other Articles - - - <i>Value</i>	—	—	—	—	—	14,399	7,779	3,469	7,688	8,464
TOTAL - - - -	—	—	—	—	—	389,174	340,930	318,644	342,052	357,764

EXPORTS THERETO.

PRODUCE AND MANUFACTURES OF THE UNITED KINGDOM.										
PRINCIPAL AND OTHER ARTICLES.	QUANTITIES.					DECLARED REAL VALUE.				
	1861.	1862.	1863.	1864.	1865.	1861.	1862.	1863.	1864.	1865.
Apparel and Haberdashery - <i>Value</i>	—	—	—	—	—	£ 5,012	£ 1,503	£ 7,462	£ 4,498	£ 2,102
Coals, Cinders, and Culm - <i>Tons</i>	1,656	5,998	8,488	6,024	7,354	1,013	3,123	4,839	3,557	4,074
Cotton Yarn - - - <i>Lbs.</i>	21,849	6,530	3,312	9,680	10,400	883	375	245	928	682
Cottons, Entered by the Yard - <i>Yards</i>	3,746,360	829,779	1,035,943	1,728,156	1,393,629	57,695	16,738	26,720	54,074	35,099
„ „ at Value - <i>Value</i>	—	—	—	—	—	1,496	370	555	1,177	495
Earthenware and Porcelain - „	—	—	—	—	—	2,257	953	906	873	665
Hardwares and Cutlery, Un- enumerated - <i>Cwts.</i>	286	340	385	318	310	1,845	1,833	1,914	1,584	1,610
Iron, Wrought and Unwrought - <i>Tons</i>	177	446	251	620	544	1,765	4,455	2,436	6,996	5,097
Linens, Entered by the Yard - <i>Yards</i>	33,691	40,232	40,657	38,057	21,094	1,058	1,430	1,875	1,905	929
Machinery and Mill Work - <i>Value</i>	—	—	—	—	—	172	14,738	7,355	1,629	521
Oil, Seed - - - <i>Gallons</i>	2,209	2,622	4,393	4,009	4,088	303	401	779	664	592
Silk Manufactures - - - <i>Value</i>	—	—	—	—	—	744	987	739	1,795	383
Sugar, Refined - - - <i>Cwts.</i>	2,129	3,606	2,992	1,278	3,764	6,012	9,961	5,101	2,122	5,751
Woollens, Entered by the Yard (including those formerly entered by the Piece) - <i>Yards</i>	163,900	73,957	137,364	166,202	146,836	11,022	7,853	12,928	13,960	11,858
„ Entered at Value - <i>Value</i>	—	—	—	—	—	213	64	446	765	153
All Other Articles - - - „	—	—	—	—	—	5,484	10,172	10,988	10,440	12,200
TOTAL - - - -	—	—	—	—	—	96,974	74,956	85,288	106,967	82,211

FOREIGN AND COLONIAL PRODUCE AND MANUFACTURES.

PRINCIPAL AND OTHER ARTICLES.	QUANTITIES.					COMPUTED REAL VALUE.				
	1861.	1862.	1863.	1864.	1865.	1861.	1862.	1863.	1864.	1865.
Corn : Maize - - - <i>Cwts.</i>	—	—	—	8,786	—	—	—	—	£ 2,764	—
Flax, Dressed and Undressed - „	68	138	310	498	220	251	444	913	1,712	774
Indigo - - - - „	8	4	39	62	34	287	141	1,096	1,829	1,024
Iron, in Bars - - - <i>Tons</i>	22	61	32	14	32	249	671	367	162	363
Rice, not in the Husk - - <i>Cwts.</i>	1,171	1,753	1,486	3,085	1,320	756	1,074	904	1,748	907
Spirits : Rum - - - <i>Proof Gallons</i>	7,036	25,000	5,175	9,035	29	704	1,909	426	819	3
Sugar, Unrefined - - - <i>Cwts.</i>	2,008	822	782	626	298	2,521	1,064	937	861	362
„ Refined - - - - „	491	29	167	51	58	851	49	282	87	90
Tea - - - - <i>Lbs.</i>	21,065	25,338	38,518	26,267	18,281	1,492	2,006	3,009	1,997	1,523
All Other Articles - - - <i>Value</i>	—	—	—	—	—	1,181	4,127	3,277	1,665	2,860
TOTAL - - - -	—	—	—	—	—	8,292	11,485	11,211	13,644	7,906
TOTAL OF BRITISH AND FOREIGN PRODUCE	—	—	—	—	—	105,266	86,441	96,499	120,611	90,117

PORTUGUESE POSSESSIONS (Cont^d).
(MADEIRA.)

YEARS 1861 to 1865.

MADEIRA.

IMPORTS THEREFROM.

PRINCIPAL AND OTHER ARTICLES.	QUANTITIES.					COMPUTED REAL VALUE.				
	1861.	1862.	1863.	1864.	1865.	1861.	1862.	1863.	1864.	1865.
Citron, preserved with Salt - <i>Value</i>	—	—	—	—	—	£ 480	£ 1,285	£ 331	£ 1,028	£ 1,280
Embroidery and Needlework - "	—	—	—	—	—	288	294	445	2,112	2,338
Fruit : Oranges and Lemons - <i>Bushels</i>	1,887	1,481	1,871	67	36	1,060	984	734	42	14
Orchal - - - - - <i>Cwts.</i>	—	—	—	106	221	—	—	—	180	386
Platting of Straw - - - <i>Lbs.</i>	718	270	233	596	396	1,108	283	176	378	522
Wine - - - - - <i>Gallons</i>	78,982	47,102	39,462	31,300	35,387	41,086	18,666	17,331	12,229	14,465
All Other Articles - - - <i>Value</i>	—	—	—	—	—	1,328	1,374	1,262	1,292	1,664
TOTAL - - - - -	—	—	—	—	—	45,350	22,886	20,279	17,261	20,669

EXPORTS THERETO.

PRODUCE AND MANUFACTURES OF THE UNITED KINGDOM.										
PRINCIPAL AND OTHER ARTICLES.	QUANTITIES.					DECLARED REAL VALUE.				
	1861.	1862.	1863.	1864.	1865.	1861.	1862.	1863.	1864.	1865.
Apparel, Slops, and Haberdashery <i>Value</i>	—	—	—	—	—	£ 4,908	£ 7,270	£ 10,856	£ 9,540	£ 9,807
Coals, Cinders, and Culm - <i>Tons</i>	6,073	12,747	14,256	24,203	13,346	3,057	6,521	7,316	13,354	7,454
Cottons, Entered by the Yard - <i>Yards</i>	1,033,123	735,378	739,842	603,277	880,022	16,022	14,260	19,155	17,325	21,835
" " at Value - - - <i>Value</i>	—	—	—	—	—	926	1,760	442	599	745
Drugs and Chemical Products - "	—	—	—	—	—	605	1,012	508	439	427
Earthenware and Porcelain - "	—	—	—	—	—	1,020	835	858	375	673
Hardwares and Cutlery, Un- enumerated - - - } <i>Cwts.</i>	191	815	473	333	221	932	2,812	1,324	1,215	977
Iron, Wrought and Unwrought - <i>Tons</i>	113	76	72	191	98	1,315	1,052	777	2,224	1,355
Linens, Entered by the Yard - <i>Yards</i>	28,151	32,630	55,815	45,046	42,445	983	1,226	1,885	2,052	1,658
Machinery and Mill Work - <i>Value</i>	—	—	—	—	—	1,017	1,406	1,051	510	889
Soap - - - - - <i>Cwts.</i>	476	1,378	918	645	613	545	1,767	961	749	669
Sugar, Refined - - - - - "	786	604	791	222	521	2,232	1,738	1,648	402	780
Woollens, Entered by the Yard (including those formerly entered by the Piece) - } <i>Yards</i>	69,941	73,832	72,244	92,109	77,318	6,267	6,910	6,462	9,182	7,907
All Other Articles - - - <i>Value</i>	—	—	—	—	—	11,063	14,014	10,681	13,534	9,416
TOTAL - - - - -	—	—	—	—	—	50,892	62,583	63,924	71,500	64,592

FOREIGN AND COLONIAL PRODUCE AND MANUFACTURES.

PRINCIPAL AND OTHER ARTICLES.	QUANTITIES.					COMPUTED REAL VALUE.				
	1861.	1862.	1863.	1864.	1865.	1861.	1862.	1863.	1864.	1865.
Coffee - - - - - <i>Lbs.</i>	3,154	3,610	3,064	6,936	6,097	£ 98	£ 132	£ 107	£ 217	£ 194
Flax, Dressed and Undressed - <i>Cwts.</i>	607	620	401	1,252	648	1,859	1,876	1,191	3,646	1,833
Rice, not in the Husk - - - "	6,756	6,041	8,206	9,946	4,306	4,363	3,700	4,992	5,636	2,960
Sugar, Unrefined - - - - - "	9	21	76	12	—	11	25	85	17	—
" Refined - - - - - "	45	—	—	1	—	70	—	—	2	—
Tea - - - - - <i>Lbs.</i>	6,193	31,100	12,438	11,964	12,021	439	2,462	972	910	1,002
Wine - - - - - <i>Gallons</i>	1,299	2,047	725	911	844	454	649	234	326	239
All Other Articles - - - <i>Value</i>	—	—	—	—	—	1,171	2,019	1,463	3,065	2,311
TOTAL - - - - -	—	—	—	—	—	8,465	10,863	9,044	13,819	8,539
TOTAL OF BRITISH AND FOREIGN PRODUCE	—	—	—	—	—	59,357	73,446	72,968	85,319	73,131

CAPE VERD ISLANDS.
IMPORTS THEREFROM.

PRINCIPAL AND OTHER ARTICLES.	QUANTITIES.					COMPUTED REAL VALUE.				
	1861.	1862.	1863.	1864.	1865.	1861.	1862.	1863.	1864.	1865.
Nuts, Unenumerated, for ex- pressing Oil therefrom } <i>Tons</i>	160	—	—	—	—	£ 1,000	£ —	£ —	£ —	£ —
Orchal - - - <i>Cwts.</i>	66	—	—	—	—	132	—	—	—	—
Seeds, Unenumerated, for ex- pressing Oil therefrom } <i>Qrs.</i>	—	—	—	—	—	—	—	—	—	—
All Other Articles - - <i>Value</i>	—	—	—	—	—	48	—	—	—	1
TOTAL - - -	—	—	—	—	—	1,180	—	—	—	1

EXPORTS THERETO.

PRODUCE AND MANUFACTURES OF THE UNITED KINGDOM.										
PRINCIPAL AND OTHER ARTICLES.	QUANTITIES.					DECLARED REAL VALUE.				
	1861.	1862.	1863.	1864.	1865.	1861.	1862.	1863.	1864.	1865.
Apparel and Haberdashery - <i>Value</i>	—	—	—	—	—	£ 257	£ 14	£ 133	£ 58	£ 67
Coals, Cinders, and Culm - <i>Tons</i>	23,299	32,027	31,397	35,811	35,378	11,520	15,366	15,499	19,203	18,784
„ Prepared Fuel - - „	2,970	1,567	3,759	6,291	1,811	1,645	913	2,069	3,494	1,082
Cottons, Entered by the Yard - <i>Yards</i>	20,280	19,700	5,400	3,700	4,840	324	282	149	86	122
Iron, Wrought and Unwrought - <i>Tons</i>	374	31	28	22	32	2,477	387	313	273	344
Woollen Manufactures - - <i>Value</i>	—	—	—	—	—	118	—	165	79	39
All Other Articles - - - „	—	—	—	—	—	2,083	1,525	2,232	1,243	1,104
TOTAL - - -	—	—	—	—	—	18,424	18,487	20,560	24,436	21,542

FOREIGN AND COLONIAL PRODUCE AND MANUFACTURES.

PRINCIPAL AND OTHER ARTICLES.	QUANTITIES.					COMPUTED REAL VALUE.				
	1861.	1862.	1863.	1864.	1865.	1861.	1862.	1863.	1864.	1865.
Arms - - - - <i>Value</i>	—	—	—	—	—	£ —	£ 285	£ —	£ —	£ —
Corn : Maize - - - <i>Cwts.</i>	—	—	343	691	652	—	—	108	217	206
„ Wheat Flour - - „	87	142	59	355	200	70	107	40	223	134
Rice, not in the Husk - - „	92	412	720	1,748	2,399	60	252	438	990	1,649
Spirits: Brandy - - <i>Proof Gallons</i>	5	36	—	—	—	2	16	—	—	—
All Other Articles - - <i>Value</i>	—	—	—	—	—	235	142	333	257	78
TOTAL - - -	—	—	—	—	—	367	802	919	1,687	2,067
TOTAL OF BRITISH AND FOREIGN PRODUCE	—	—	—	—	—	18,791	19,289	21,479	26,123	23,609

PORTUGUESE POSSESSIONS (Cont^d).
(WESTERN AFRICA.—EASTERN AFRICA.)

YEARS 1861 to 1865.

WESTERN AFRICA, CONTINENTAL, WITH THE ISLANDS OF PRINCIPE AND ST. THOME.

IMPORTS THEREFROM.

PRINCIPAL AND OTHER ARTICLES.	QUANTITIES.					COMPUTED REAL VALUE.				
	1861.	1862.	1863.	1864.	1865.	1861.	1862.	1863.	1864.	1865.
Coffee - - - - - <i>Lbs.</i>	—	—	68,994	132,183	361,118	£	£	£	£	£
Copper Ore - - - - - <i>Tons</i>	6	744	34	28	38	85	16,364	421	532	611
Gum, Copal - - - - - <i>Cwts.</i>	5	355	775	1,657	693	30	2,130	3,427	5,763	2,166
" Animi - - - - - "	502	920	556	887	4	2,708	6,315	2,549	2,774	12
Nuts, for expressing Oil therefrom - - - - - <i>Tons</i>	44	—	16	82	398	70	—	245	1,166	4,904
Oil, Palm - - - - - <i>Cwts.</i>	6,077	6,462	6,539	13,633	12,687	13,227	12,889	11,741	23,098	22,507
" Train or Blubber - - - - - <i>Tons</i>	—	—	9	—	—	—	—	405	—	—
Orchal - - - - - <i>Cwts.</i>	—	—	347	5	—	—	—	737	8	—
Teeth, Elephants' - - - - - "	211	308	518	397	967	5,644	7,037	14,119	12,560	29,944
Wax, Bees' - - - - - "	—	35	42	236	901	—	275	354	1,991	7,772
All Other Articles - - - - - <i>Value</i>	—	—	—	—	—	70	501	638	386	40
TOTAL - - - - -	—	—	—	—	—	21,834	45,511	36,971	52,226	78,520

EXPORTS THERETO.

PRODUCE AND MANUFACTURES OF THE UNITED KINGDOM.										
PRINCIPAL AND OTHER ARTICLES.	QUANTITIES.					DECLARED REAL VALUE.				
	1861.	1862.	1863.	1864.	1865.	1861.	1862.	1863.	1864.	1865.
Arms and Ammunition : Fire-arms (small) <i>No.</i>	1,160	1,740	1,500	1,080	5,360	£	£	£	£	£
" " Gunpowder - <i>Lbs.</i>	45,950	121,750	165,800	302,200	413,580	612	854	648	480	1,988
Coals, Cinders, and Culm! - <i>Tons</i>	1,968	250	5,023	1,903	260	1,353	3,247	4,096	7,698	9,155
Cottons, Entered by the Yard - <i>Yards</i>	859,264	1,091,559	1,289,336	1,344,823	2,122,939	859	98	2,448	1,167	225
Hardwares and Cutlery, Unenumerated - <i>Cwts.</i>	317	404	437	220	667	13,785	16,440	17,775	31,076	38,598
Spirits, British and Irish - <i>Gallons</i>	—	2,025	30,393	20,675	59,909	973	1,244	2,117	1,139	2,815
Woollen Manufactures - <i>Value</i>	—	—	—	—	—	—	337	3,818	2,584	7,489
All Other Articles - - - - - "	—	—	—	—	—	893	1,142	984	348	1,506
TOTAL - - - - -	—	—	—	—	—	20,829	28,372	34,162	47,949	73,034

FOREIGN AND COLONIAL PRODUCE AND MANUFACTURES.

PRINCIPAL AND OTHER ARTICLES.	QUANTITIES.					COMPUTED REAL VALUE.				
	1861.	1862.	1863.	1864.	1865.	1861.	1862.	1863.	1864.	1865.
Spirits, Mixed - - - - - <i>Gallons</i>	—	1,719	1,187	30,714	30,938	£	£	£	£	£
Tea - - - - - <i>Lbs.</i>	56	58	28	69	—	—	172	119	3,071	3,094
All Other Articles - - - - - <i>Value</i>	—	—	—	—	—	4	5	2	5	—
TOTAL - - - - -	—	—	—	—	—	4	179	185	3,449	3,785
TOTAL OF BRITISH AND FOREIGN PRODUCE -	—	—	—	—	—	20,833	28,551	34,347	51,398	76,819

EASTERN COAST OF AFRICA.

IMPORTS THEREFROM.

PRINCIPAL AND OTHER ARTICLES.	QUANTITIES.					COMPUTED REAL VALUE.				
	1861.	1862.	1863.	1864.	1865.	1861.	1862.	1863.	1864.	1865.
Sugar, Unrefined - - - - - <i>Cwts.</i>	—	—	—	—	5,582	£	£	£	£	£
	—	—	—	—	—	—	—	—	—	6,326

EXPORTS THERETO.

Nil.

YEARS 1861 to 1865.

PORTUGUESE POSSESSIONS (Contd).
(EAST INDIES (GOA).—MACÃO.)

EAST INDIES—GOA.

IMPORTS THEREFROM.

Nil.

EXPORTS THERETO.

PRODUCE AND MANUFACTURES OF THE UNITED KINGDOM.

PRINCIPAL AND OTHER ARTICLES.	QUANTITIES.					DECLARED REAL VALUE.				
	1861.	1862.	1863.	1864.	1865.	1861.	1862.	1863.	1864.	1865.
Apparel and Haberdashery - - - Value	—	—	—	—	—	£	£	£	£	£
Coals, Cinders, and Culm - - - Tons	238	—	75	—	—	513	—	—	—	—
Cotton Yarn - - - Lbs.	47,500	—	—	—	—	119	—	39	—	—
Cottons, Entered by the Yard - - - Yards	98,000	—	—	—	—	2,147	—	—	—	—
Machinery and Millwork - - - Value	—	—	—	—	—	1,471	—	6,472	—	—
Woollen Manufactures - - - "	—	—	—	—	—	—	—	—	—	—
All Other Articles - - - "	—	—	—	—	—	871	—	—	—	—
TOTAL - - - -	—	—	—	—	—	1,526	—	685	—	—
						6,647	—	7,196	—	—

PRINCIPAL AND OTHER ARTICLES.	QUANTITIES.					COMPUTED REAL VALUE.				
	1861.	1862.	1863.	1864.	1865.	1861.	1862.	1863.	1864.	1865.
Spirits: Brandy - - - Proof Gallons	33	—	—	—	—	£	£	£	£	£
" Geneva - - - -	612	—	—	—	—	15	—	—	—	—
Wine - - - - Gallons	50	—	—	—	—	62	—	—	—	—
All Other Articles - - - Value	—	—	—	—	—	18	—	—	—	—
TOTAL - - - -	—	—	—	—	—	2	—	4	—	—
TOTAL OF BRITISH AND FOREIGN PRODUCE	—	—	—	—	—	97	—	4	—	—
						6,744	—	7,200	—	—

MACÃO.

IMPORTS THEREFROM.

PRINCIPAL AND OTHER ARTICLES.	QUANTITIES.					COMPUTED REAL VALUE.				
	1861.	1862.	1863.	1864.	1865.	1861.	1862.	1863.	1864.	1865.
Cassia Lignea - - - Lbs.	35,308	143,404	25,676	—	150,043	£	£	£	£	£
Oil, Chemical, Essential, or Perfumed:						1,387	5,954	1,032	—	5,376
Cassia - - - - "	6,110	2,589	2,049	—	901	2,749	1,165	845	—	372
Other Sorts - - - - "	27,223	30,526	1,946	1,792	2,631	8,080	8,120	550	400	200
Silk, Raw - - - - "	—	2,000	13,592	—	1,500	—	1,875	12,573	—	1,837
Sugar, Unrefined - - - Cwts.	2,174	—	—	—	1	2,374	—	—	—	1
Tea - - - - Lbs.	4,514,073	3,448,978	682,020	1,657,841	2,063,373	302,365	262,785	55,383	121,539	165,956
All Other Articles - - - Value	—	—	—	—	—	7,017	2,551	263	2,872	5,219
TOTAL - - - -	—	—	—	—	—	323,972	282,410	70,646	124,811	178,961

EXPORTS THERETO.

Nil.

K k s

SPAIN, AND THE BALEARIC ISLANDS.

YEARS 1861 TO 1865.

IMPORTS THEREFROM.

PRINCIPAL AND OTHER ARTICLES.	QUANTITIES.					COMPUTED REAL VALUE.				
	1861.	1862.	1863.	1864.	1865.	1861.	1862.	1863.	1864.	1865.
Animals: Oxen and Bulls - <i>No.</i>	8,596	6,787	6,566	8,281	8,209	£ 159,035	£ 120,790	£ 106,724	£ 142,175	£ 145,724
Copper Ore - <i>Tons</i>	3,457	4,939	8,685	3,772	2,744	43,545	55,798	64,764	20,614	42,095
" Unwrought and } part Wrought - }	813	1,100	1,237	1,415	1,658	71,125	95,752	107,942	124,466	137,787
Cork - - - - - <i>"</i>	577	218	224	188	67	20,195	7,630	7,840	6,580	2,345
Corks, Ready-made - <i>Lbs.</i>	43,154	175,480	148,621	78,153	200,071	2,337	9,504	8,050	4,233	10,840
Corn: Wheat - - - <i>Cwts.</i>	712,417	9	4	1,824	123,361	536,918	6	1	887	60,674
" Wheatmeal and Flour <i>"</i>	467,872	253,498	9,111	125	8,395	420,333	232,952	7,016	75	5,765
Cotton, Raw - - - - - <i>"</i>	295	5,855	1,231	14,510	831	1,340	61,904	13,879	187,837	7,507
Eggs - - - <i>Great Hundreds</i>	123,842	139,628	78,818	54,465	31,328	42,831	47,393	25,495	16,945	10,910
Fruit: Almonds, not Bitter - <i>Cwts.</i>	8,671	7,932	7,187	10,277	10,083	57,038	36,490	35,843	62,117	44,461
" Figs - - - - - <i>"</i>	10,959	9,013	4,108	6,104	7,994	9,399	5,296	2,831	4,372	5,738
" Grapes - - - <i>Bushels</i>	10,236	19,235	27,733	44,827	30,397	8,109	13,968	21,310	35,462	29,815
" Nuts, Chesnuts - <i>"</i>	7,457	3,736	5,736	10,001	1,198	3,641	2,288	2,940	4,376	246
" " Small Nuts - <i>"</i>	177,142	189,930	243,942	179,482	220,131	127,438	145,079	167,759	133,169	186,975
" Oranges and Lemons <i>"</i>	213,197	186,771	371,450	279,654	470,273	114,094	122,149	215,724	142,442	241,491
" Raisins - - - <i>Cwts.</i>	219,186	188,859	282,746	233,635	260,445	312,853	235,517	385,768	349,335	420,862
Iron Ore - - - - - <i>Tons</i>	22,206	33,517	38,388	43,927	37,121	17,423	24,797	26,097	32,887	29,476
Lead, Pig and Sheet - <i>"</i>	19,488	20,853	23,347	23,706	27,474	370,630	405,628	456,453	473,501	529,103
Liquorice Juice and Paste - <i>Cwts.</i>	727	1,911	1,056	938	741	1,595	4,615	2,419	2,305	1,706
Madder - - - - - <i>"</i>	2,945	6,582	14,907	8,848	3,726	6,974	14,214	29,709	16,018	6,718
Manganese Ore - - - <i>Tons</i>	11,602	11,348	18,060	16,352	21,356	43,317	36,219	63,211	57,235	78,058
Oil, Olive - - - - - <i>Tuns</i>	717	821	2,055	3,134	11,919	40,406	49,746	116,291	176,572	621,446
Ore, Unenumerated - - <i>Value</i>	—	—	—	—	—	4,417	3,609	5,103	2,546	249
Pyrites of Iron or Copper - <i>Tons</i>	38,813	33,717	33,213	15,529	16,393	114,103	83,736	86,525	44,813	53,500
Quicksilver - - - - - <i>Lbs.</i>	1,725,193	927,549	1,591,441	4,510,350	1,264,239	156,347	84,059	144,225	483,086	130,376
Rags and other Materials for making Paper: viz., Vege- table Fibre - - - - - <i>Tons</i>	—	747	17,789	41,339	47,239	—	3,475	71,155	202,659	246,251
Saffron - - - - - <i>Lbs.</i>	2,948	3,593	5,327	3,167	5,159	7,552	7,236	8,783	5,050	8,304
Silver Ore - - - - - <i>Tons</i>	20	720	974	869	1,128	600	25,500	45,350	39,150	57,741
Wine - - - - - <i>Gallons</i>	4,636,100	5,365,647	6,715,507	7,791,025	5,891,523	1,574,426	1,685,595	2,456,738	2,879,592	1,539,047
Wool, Sheep and Lambs' - <i>Lbs.</i>	630,554	395,699	256,115	712,141	115,611	57,887	30,383	22,635	58,679	9,774
All Other Articles - - <i>Value</i>	—	—	—	—	—	132,465	115,109	135,744	170,527	104,293
TOTAL - - - - -	—	—	—	—	—	4,458,373	3,766,437	4,844,324	5,879,705	4,769,277

YEARS 1861 to 1865.

SPAIN, AND THE BALEARIC ISLANDS (Contd).

EXPORTS THERETO.

PRODUCE AND MANUFACTURES OF THE UNITED KINGDOM.

PRINCIPAL AND OTHER ARTICLES.	QUANTITIES.					DECLARED REAL VALUE.				
	1861.	1862.	1863.	1864.	1865.	1861.	1862.	1863.	1864.	1865.
						£	£	£	£	£
Alkali, Soda - - - - - Cwts.	41,138	35,953	48,632	52,312	61,586	18,491	17,573	21,423	27,764	35,359
Arms and Ammunition :										
Fire-arms (small) - - - - - No.	20	9,019	25,176	25	16	197	27,759	79,515	330	194
Gunpowder - - - - - Lbs.	529,950	469,551	722,083	22,400	500	14,333	12,853	20,242	460	11
Apparel and Haberdashery - - - - - Value	—	—	—	—	—	7,982	10,394	41,886	46,763	37,048
Bacon and Hams - - - - - Cwts.	26	290	78	366	71	101	476	214	994	219
Carriages of all Sorts - - - - - No.	594	487	1,099	817	45	64,626	51,412	103,474	94,204	4,825
Coals, Cinders, and Culm - - - - - Tons	484,833	506,592	557,412	534,246	465,816	247,508	249,577	273,138	280,773	254,164
Copper, Wrought and Unwrought - - - - - Cwts.	1,154	1,073	1,771	2,152	2,180	6,101	5,389	8,701	12,482	10,349
Cotton Yarn - - - - - Lbs.	419,666	171,132	194,426	154,946	195,979	39,394	16,650	25,189	24,668	29,521
Cottons, Entered by the Yard - - - - - Yards	5,698,281	3,185,830	3,081,848	3,412,238	2,446,942	159,745	97,081	116,810	131,870	82,663
" " at Value - - - - - Value	—	—	—	—	—	7,200	8,962	10,517	16,185	12,450
Drugs and Chemical Products - - - - - " - - - - - Value	—	—	—	—	—	17,746	28,667	27,379	12,150	12,958
Earthenware and Porcelain - - - - - " - - - - - Value	—	—	—	—	—	2,285	2,839	3,198	13,315	2,689
Fish : Cod and Ling - - - - - Cwts.	11,836	18,898	35,739	33,900	31,179	12,431	19,234	34,857	34,817	32,948
Glass Manufactures - - - - - Value	—	—	—	—	—	3,317	2,718	3,868	4,435	2,407
Hardware and Cutlery, Unenumerated - - - - - Cwts.	19,785	13,660	16,787	16,179	12,176	102,490	73,157	86,658	80,615	61,205
Iron, Wrought and Unwrought - - - - - Tons	82,321	96,460	102,045	63,335	37,708	618,917	775,576	799,805	488,466	264,709
Linen Yarn - - - - - Lbs.	8,835,028	10,871,248	13,412,428	13,599,094	11,892,072	459,441	586,685	824,924	936,100	703,156
Linens, Entered by the Yard - - - - - Yards	3,880,681	1,617,132	1,568,578	1,640,119	1,242,872	116,857	80,647	84,096	88,790	69,388
" " at Value - - - - - Value	—	—	—	—	—	683	980	1,628	1,168	3,829
Machinery : Steam Engines - - - - - " - - - - - Value	—	—	—	—	—	231,739	246,562	229,522	113,907	77,708
" " All Other Sorts - - - - - " - - - - - Value	—	—	—	—	—	170,991	133,362	160,603	127,824	75,289
Oil, Seed - - - - - Gallons	72,589	79,734	75,719	164,621	64,453	9,169	11,811	12,624	24,510	9,132
Painters' Colours - - - - - Value	—	—	—	—	—	5,083	6,096	7,480	11,340	7,044
Provisions, not otherwise described - - - - - " - - - - - Value	—	—	—	—	—	7,078	1,221	1,346	2,405	679
Silk, Thrown and Yarn - - - - - Lbs.	21,928	5,516	5,628	2,751	1,202	17,755	4,037	3,191	1,960	918
" Manufactures - - - - - Value	—	—	—	—	—	29,286	15,647	22,804	21,943	16,068
Telegraphic Wire - - - - - " - - - - - Value	—	—	—	—	—	31,630	299	787	2,936	2,731
Tin, Unwrought - - - - - Cwts.	3,791	3,009	4,192	3,536	2,478	23,206	17,692	24,472	18,879	12,258
" Plates - - - - - Value	—	—	—	—	—	28,588	29,667	34,172	38,795	37,562
Woolen and Worsted Yarn - - - - - Lbs.	86,912	40,976	62,616	33,618	22,778	7,913	6,590	10,119	7,060	3,999
Woolens, Entered by the Yard (including those formerly entered by the Piece) - - - - - Yards	2,434,493	1,622,274	2,362,086	2,347,084	1,237,235	145,082	113,951	160,884	164,959	101,403
" Entered at Value - - - - - Value	—	—	—	—	—	3,619	8,008	8,427	12,771	9,258
All Other Articles - - - - - " - - - - - Value	—	—	—	—	—	308,517	198,689	264,603	249,140	203,305
TOTAL - - - - -	—	—	—	—	—	2,919,501	2,862,261	3,508,556	3,084,778	2,177,446

FOREIGN AND COLONIAL PRODUCE AND MANUFACTURES.

PRINCIPAL AND OTHER ARTICLES.	QUANTITIES.					COMPUTED REAL VALUE.				
	1861.	1862.	1863.	1864.	1865.	1861.	1862.	1863.	1864.	1865.
						£	£	£	£	£
Cinnamon - - - - - Lbs.	218,193	243,103	343,032	382,907	353,124	15,910	18,233	27,514	36,695	36,048
Cocoa - - - - - " - - - - - Value	145	21,974	2,048,903	447,095	828,955	4	595	53,357	11,643	24,178
Cotton, Raw - - - - - Cwts.	66,714	91,245	62,094	51,047	67,060	231,216	662,216	574,963	481,269	515,299
Flax, Dressed and Undressed - - - - - " - - - - - Value	902	808	1,097	3,211	2,256	3,120	3,138	4,481	11,668	8,398
Hemp, Dressed and Undressed - - - - - " - - - - - Value	3,683	4,514	3,946	7,362	5,238	2,915	4,622	5,012	8,093	4,883
Hides, not Tanned - - - - - " - - - - - Value	1,378	1,437	2,268	3,962	3,243	5,219	5,153	7,701	14,819	12,131
Indigo - - - - - " - - - - - Value	25	27	1,022	299	674	895	949	28,709	8,820	20,307
Nicaragua Wood - - - - - Tons	707	278	2	399	578	6,224	2,264	20	4,749	7,781
Oil, Seed, of all Kinds - - - - - Tons	64	2	49	106	66	2,315	98	2,082	2,565	1,446
Pepper - - - - - Lbs.	280,522	351,426	602,928	135,283	376,699	4,675	9,193	9,419	1,973	5,494
Rice, not in the Husk - - - - - Cwts.	4,873	11,470	8,684	25,930	11,168	3,147	7,025	5,283	14,694	7,678
Saltpetre - - - - - " - - - - - Value	357	243	2,005	561	3,608	581	421	3,676	904	4,450
Silk, Raw - - - - - Lbs.	46,536	56,534	80,157	41,998	31,140	41,107	53,708	81,493	47,073	41,000
Silk Manufactures :										
Bandannas, Corahs, Choppas, Tussore Cloths, Romals, and Taffaties - - - - - Pieces	16,347	16,851	19,874	10,000	4,371	16,109	16,322	18,844	9,726	4,457
Spirits, Unenumerated, not Sweetened - - - - - Pf. Gls.	9,169	3,449	29,158	146,796	65,772	764	273	1,944	10,093	4,385
Tea - - - - - Lbs.	49,126	54,848	61,073	42,123	55,804	3,480	4,342	4,771	3,203	4,650
Tobacco, Unmanufactured - - - - - " - - - - - Value	592,497	192,053	472,985	195,109	771,406	20,727	8,702	21,291	7,808	27,320
Wine - - - - - Gallons	49,563	62,343	49,967	39,644	87,933	17,800	20,769	18,291	14,921	26,446
Wood for Ship Building : Teak - - - - - Loads	661	2,581	2,608	10	10	10,476	34,521	31,155	123	115
All Other Articles - - - - - Value	—	—	—	—	—	80,249	63,593	72,485	69,675	81,546
TOTAL - - - - -	—	—	—	—	—	466,933	916,137	972,491	760,514	838,012
TOTAL OF BRITISH AND FOREIGN PRODUCE	—	—	—	—	—	3,386,434	3,778,398	4,481,047	3,845,292	3,015,458

SPANISH POSSESSIONS.
(CANARY ISLANDS.)

YEARS 1861 to 1865.

CANARY ISLANDS.
IMPORTS THEREFROM.

PRINCIPAL AND OTHER ARTICLES.	QUANTITIES.					COMPUTED REAL VALUE.				
	1861.	1862.	1863.	1864.	1865.	1861.	1862.	1863.	1864.	1865.
Barilla - - - - - <i>Tons</i>	659	453	129	822	703	£ 6,257	£ 4,308	£ 711	£ 4,524	£ 3,866
Cochineal - - - - - <i>Cwts.</i>	10,142	9,852	7,769	6,249	11,689	155,618	147,046	134,822	111,795	221,068
" Dust - - - - - "	615	1,201	988	474	885	776	1,454	1,800	1,367	2,683
" Granilla - - - - - "	230	429	491	337	743	918	2,030	2,958	2,358	4,765
Wine - - - - - <i>Gallons</i>	16,826	19,484	10,069	16,197	13,553	4,010	4,500	2,512	4,308	3,392
All Other Articles - - - <i>Value</i>	—	—	—	—	—	6,768	2,416	4,601	3,085	3,620
TOTAL - - - - -	—	—	—	—	—	174,347	164,754	147,404	127,437	239,394

EXPORTS THERETO.

PRODUCE AND MANUFACTURES OF THE UNITED KINGDOM.

PRINCIPAL AND OTHER ARTICLES.	QUANTITIES.					DECLARED REAL VALUE.				
	1861.	1862.	1863.	1864.	1865.	1861.	1862.	1863.	1864.	1865.
Apparel and Haberdashery - <i>Value</i>	—	—	—	—	—	£ 7,340	£ 6,936	£ 6,322	£ 9,147	£ 15,437
Coals, Cinders, and Culm - <i>Tons</i>	11,014	16,666	10,460	11,783	7,485	5,671	9,153	5,529	6,469	4,346
Cotton Yarn - - - - - <i>Lbs.</i>	9,815	9,255	4,042	2,377	2,813	319	435	248	184	241
Cottons, Entered by the Yard - <i>Yards</i>	3,286,012	3,193,001	2,078,460	1,916,365	3,560,669	51,014	57,168	52,398	52,613	80,494
" at Value - - - - - <i>Value</i>	—	—	—	—	—	3,037	3,218	1,715	3,715	3,288
Earthenware and Porcelain - - - - - "	—	—	—	—	—	2,390	3,087	3,283	3,079	2,350
Hardwares and Cutlery, Unenu- merated - - - - - <i>Cwts.</i>	1,419	1,425	1,568	1,374	1,248	5,176	5,088	5,666	4,895	3,657
Iron, Wrought and Unwrought - <i>Tons</i>	133	185	203	246	279	2,002	2,818	3,047	3,415	4,364
Linens, Entered by the Yard - <i>Yards</i>	434,571	482,678	418,752	612,630	782,316	12,972	14,934	14,210	23,500	26,014
Silk Manufactures - - - - - <i>Value</i>	—	—	—	—	—	1,803	1,214	1,222	1,267	569
Tin Plates - - - - - "	—	—	—	—	—	545	820	527	736	776
Woolens, Entered by the Yard (including those for- merly entered by the Piece) - - - - - <i>Yards</i>	180,397	167,419	135,061	215,966	175,220	10,832	12,448	9,676	14,257	13,577
" Entered at Value - <i>Value</i>	—	—	—	—	—	2,265	3,033	3,065	2,954	2,603
All Other Articles - - - - - "	—	—	—	—	—	17,325	17,485	17,357	18,603	19,805
TOTAL - - - - -	—	—	—	—	—	122,691	137,837	124,265	144,834	177,521

FOREIGN AND COLONIAL PRODUCE AND MANUFACTURES.

PRINCIPAL AND OTHER ARTICLES.	QUANTITIES.					COMPUTED REAL VALUE.				
	1861.	1862.	1863.	1864.	1865.	1861.	1862.	1863.	1864.	1865.
Flax, Dressed and Undressed - <i>Cwts.</i>	623	952	836	752	1,254	£ 1,948	£ 3,056	£ 2,591	£ 2,256	£ 3,855
Guano - - - - - <i>Tons</i>	377	365	642	1,527	2,301	4,276	4,213	7,308	16,938	25,934
Iron, in Bars - - - - - "	31	31	29	27	46	340	341	323	313	522
Rice, not rough - - - - - <i>Cwts.</i>	76	65	321	6,491	455	49	40	195	3,678	313
Tobacco, Unmanufactured - <i>Lbs.</i>	9,319	76,163	73,191	74,760	89,290	325	3,402	3,202	2,959	3,162
All Other Articles - - - - - <i>Value</i>	—	—	—	—	—	2,831	3,877	3,449	5,885	5,236
TOTAL - - - - -	—	—	—	—	—	9,769	14,929	17,068	32,029	39,022 1/2
TOTAL OF BRITISH AND FOREIGN PRODUCE	—	—	—	—	—	132,460	152,766	141,333	176,863	216,543

YEARS 1861 to 1865.

SPANISH POSSESSIONS (Cont^d).
(WEST INDIES—CUBA AND PORTO RICO.)

WEST INDIES.
CUBA AND PORTO RICO.
IMPORTS THEREFROM.

PRINCIPAL AND OTHER ARTICLES.	QUANTITIES.					COMPUTED REAL VALUE.				
	1861.	1862.	1863.	1864.	1865.	1861.	1862.	1863.	1864.	1865.
Asphaltum or Bitumen Judaicum - Tons	519	239	299	—	—	£ 11,678	£ 3,867	£ 3,628	£ —	£ —
Cedar Wood - "	1,863	1,695	1,612	1,416	1,995	23,885	18,843	16,791	16,355	23,652
Coffee - Lbs.	19,160	2,806	19,934	35,664	383,013	483	78	670	942	11,408
Copper Ore - Tons	16,830	17,860	15,570	11,940	14,721	221,960	212,957	183,397	165,893	153,276
Regulus - "	—	26	858	591	1,099	—	995	33,807	23,846	40,219
Cotton, Raw - Cwts.	114	27,220	34,473	45,724	138,438	611	246,685	389,105	579,036	1,127,418
Fustic - Tons	501	744	459	506	908	4,338	5,910	3,709	3,949	7,134
Spirits: Rum - Gallons	449,748	297,192	386,865	61,286	327,096	37,845	22,064	28,198	4,806	25,143
Sugar, Unrefined - Cwts.	2,564,845	2,591,029	2,659,131	3,340,014	2,481,277	3,085,134	2,951,989	2,907,919	4,567,890	2,781,934
Refined, and Candy - "	16,506	2,338	21,091	61,545	5,324	26,395	4,530	33,111	104,302	7,631
Cane Juice - "	87,590	42,692	5,127	10,113	10,058	68,784	30,825	3,004	10,655	6,550
Molasses - "	895,769	811,750	454,648	294,823	454,973	441,655	382,036	208,167	195,657	273,986
Tobacco, Unmanufactured - Lbs.	619,419	558,256	847,739	828,560	611,158	94,574	90,002	137,664	129,640	90,123
Manufactured, and Cigars - Tons	271,620	290,579	395,366	635,701	652,925	176,470	188,485	255,512	390,004	391,292
Wood and Timber: Mahogany - Tons	4,633	4,776	4,522	7,496	5,742	52,616	43,264	41,318	76,939	64,132
Other Woods, } Loads	283	504	74	261	37	2,085	3,138	452	1,736	466
for Shipbuilding }										
All Other Articles - Value	—	—	—	—	—	23,280	25,415	29,597	34,085	59,475
TOTAL	—	—	—	—	—	4,271,793	4,231,083	4,276,049	6,305,735	5,063,839

EXPORTS THERETO.

PRODUCE AND MANUFACTURES OF THE UNITED KINGDOM.

PRINCIPAL AND OTHER ARTICLES.	QUANTITIES.					DECLARED REAL VALUE.				
	1861.	1862.	1863.	1864.	1865.	1861.	1862.	1863.	1864.	1865.
Apparel and Haberdashery - Value	—	—	—	—	—	£ 40,719	£ 42,258	£ 88,485	£ 76,795	£ 60,083
Arms and Ammunition:										
Fire-arms (small) - No.	15,371	7,612	1,606	11,913	1,014	42,842	8,534	1,896	20,768	2,395
Gunpowder - Lbs.	135,180	804,925	225,300	664,272	119,900	3,708	25,184	6,588	18,438	3,473
All Other Kinds - Value	—	—	—	—	—	19,603	2,624	933	4,929	2,587
Beer and Ale - Barrels	4,894	6,394	5,923	10,121	9,868	20,503	26,530	23,504	42,306	42,789
Coals, Cinders, and Culm - Tons	176,962	237,806	156,169	255,672	240,711	87,923	114,382	72,592	131,044	124,612
Copper, Wrought and Unwrought - Cwts.	4,615	9,914	8,831	5,349	6,759	24,726	50,523	47,306	29,329	33,323
Cottons, Entered by the Yard - Yards	20,590,140	29,739,238	28,624,901	43,441,250	22,784,761	335,620	509,832	614,814	982,834	518,737
" at Value - Value	—	—	—	—	—	34,874	58,958	62,330	72,492	56,854
Earthenware and Porcelain - "	—	—	—	—	—	28,201	34,048	41,736	58,163	53,787
Glass Manufactures - "	—	—	—	—	—	11,222	13,050	14,221	19,855	16,778
Hardware & Cutlery, Unenumerated - Cwts.	17,793	18,217	26,536	35,882	28,670	58,425	68,971	97,245	120,501	94,840
Iron, Wrought and Unwrought - Tons	13,711	13,015	15,799	18,002	19,290	139,231	135,605	182,449	226,094	220,415
Linens, Entered by the Yard - Yards	9,108,338	13,089,920	13,406,495	20,348,828	17,157,791	301,419	423,490	465,909	792,449	617,356
" at Value - Value	—	—	—	—	—	1,273	9,896	10,430	3,650	—
Machinery: Steam Engines - "	—	—	—	—	—	3,779	43,853	44,613	49,381	59,850
All Other Sorts - "	—	—	—	—	—	54,780	68,626	56,707	76,850	96,818
Painters' Colours (not otherwise described) - "	—	—	—	—	—	10,229	14,883	9,997	15,062	12,659
Silk Manufactures - "	—	—	—	—	—	15,826	17,554	25,808	21,179	12,413
Tin Plates - "	—	—	—	—	—	6,180	19,064	6,163	12,301	11,455
Woolens, Entered by the Yard (including those formerly entered by the Piece) - Yards	976,759	969,473	1,759,791	1,444,330	811,790	63,837	79,409	126,750	110,493	63,881
Entered at Value - Value	—	—	—	—	—	10,570	4,361	13,876	9,991	3,068
All Other Articles - "	—	—	—	—	—	47,973	88,161	117,269	100,341	81,854
TOTAL	—	—	—	—	—	1,363,463	1,854,882	2,131,087	3,002,025	2,193,677

FOREIGN AND COLONIAL PRODUCE AND MANUFACTURES.

PRINCIPAL AND OTHER ARTICLES.	QUANTITIES.					COMPUTED REAL VALUE.				
	1861.	1862.	1863.	1864.	1865.	1861.	1862.	1863.	1864.	1865.
Arms - Value	—	—	—	—	—	£ —	£ 5,630	£ 1,850	£ 14,730	£ 3,228
Cinnamon - Lbs.	5,772	9,629	4,114	9,781	8,939	421	722	330	937	913
Coffee - "	—	181,021	473	—	—	—	5,469	17	—	—
Cotton Piece Goods - Pieces	240	—	30	2,732	—	150	—	60	1,461	—
Cotton Manufactures, Entered at Value - Value	—	—	—	—	—	1,214	56	489	240	—
Opium - Lbs.	3,400	12,359	4,877	5,772	9,660	2,734	10,505	4,450	4,762	6,923
Pepper - "	—	33,806	50,669	39,482	—	—	563	790	574	—
Quicksilver - "	—	—	—	—	—	—	—	—	—	—
Quinine, Sulphate of - Ounces	—	12,730	900	2,410	9,471	—	4,296	281	713	2,565
Rice, not in the Husk - Cwts.	127,851	111,712	107,350	235,429	167,822	82,570	68,424	65,305	133,410	115,378
Silk Manufactures:										
Bandannas, Corahs, Choppas, } Pieces	1,610	3,239	9,623	830	300	1,570	3,528	9,073	811	150
Tussore Cloths, Romals, } and Taffaties										
Crape Shawls, Scarfs, and } Handkerchiefs - Lbs.	1,116	—	197	16	—	2,045	—	220	35	—
Spirits: Brandy - Proof Gallons	1,148	3,754	4,004	4,021	1,825	507	1,626	1,434	1,231	487
Tea - Lbs.	1,653	17,704	29,056	3,558	4,339	117	1,406	2,270	270	362
Wine - Gallons	1,337	5,008	7,487	2,576	1,105	464	1,428	2,384	721	291
All Other Articles - Value	—	—	—	—	—	5,014	7,765	5,343	14,060	3,828
TOTAL	—	—	—	—	—	96,806	111,418	94,296	173,955	134,125
TOTAL OF BRITISH AND FOREIGN PRODUCE	—	—	—	—	—	1,460,269	1,966,300	2,225,383	3,175,980	2,327,802

SPANISH POSSESSIONS (Cont^d).
(PHILIPPINE AND LADRONE ISLANDS.)

YEARS 1861 TO 1865.

PHILIPPINE AND LADRONE ISLANDS.
IMPORTS THEREFROM.

PRINCIPAL AND OTHER ARTICLES.	QUANTITIES.					COMPUTED REAL VALUE.				
	1861.	1862.	1863.	1864.	1865.	1861.	1862.	1863.	1864.	1865.
Cassia Lignea - - - - - <i>Lbs.</i>	—	64,472	—	61,600	—	£	£	£	£	£
Coffee - - - - - "	240,784	418,957	636,646	81,899	3,082,091	4,653	13,460	18,693	2,445	85,197
Copper, Unwrought and part } Wrought - - - - - } <i>Tons</i>	—	—	216	—	—	—	—	20,606	—	—
Cowries - - - - - <i>Curts.</i>	1,975	50	2,388	260	3,684	3,455	50	4,930	425	97,26
Gun, Copal - - - - - "	1,335	500	567	278	1,262	1,143	575	1,116	569	2,054
" Mastic - - - - - "	—	167	142	—	1,640	—	5,144	3,976	—	50,609
Hemp - - - - - "	212,783	173,478	312,871	183,944	194,851	233,295	225,414	421,004	309,253	309,520
Hides, not Tanned - - - - - "	129	809	831	163	251	477	2,220	2,749	456	767
Indigo - - - - - "	862	4,352	562	695	757	13,756	73,961	11,638	14,328	16,173
Mother-of-Pearl Shells, Rough - - - - - "	2,141	1,790	2,702	465	2,879	8,800	7,606	10,150	2,450	6,900
Oil, Cocoa Nut - - - - - "	40	—	3,642	15	3,510	92	—	8,871	26	6,569
Sapan Wood - - - - - <i>Tons</i>	696	189	777	300	318	4,529	1,383	5,585	3,019	3,426
Sugar, Unrefined - - - - - <i>Curts.</i>	513,749	345,414	831,510	358,488	583,910	532,331	334,406	837,418	405,459	584,199
Tobacco, Unmanufactured - - - - - <i>Lbs.</i>	61	—	—	992,273	1,345,893	3	—	—	89,724	123,374
" Manufactured, and Cigars - - - - - "	87,130	87,526	102,961	47,107	126,867	30,967	31,749	34,983	17,755	50,695
Tortoiseshell or Turtlesell, Un- manufactured - - - - - } <i>"</i>	4,476	6,116	2,141	1,684	—	4,542	4,679	1,342	1,161	—
All Other Articles - - - - - <i>Value</i>	—	—	—	—	—	8,326	5,621	9,137	4,945	4,695
TOTAL - - - - -	—	—	—	—	—	846,369	708,866	1,392,198	854,435	1,253,904

EXPORTS THERETO.

PRODUCE AND MANUFACTURES OF THE UNITED KINGDOM.										
PRINCIPAL AND OTHER ARTICLES.	QUANTITIES.					DECLARED REAL VALUE.				
	1861.	1862.	1863.	1864.	1865.	1861.	1862.	1863.	1864.	1865.
Apparel and Haberdashery - - <i>Value</i>	—	—	—	—	—	£	£	£	£	£
Coals, Cinders, and Culm - - <i>Tons</i>	10,032	22,476	9,428	3,552	19,949	4,474	4,988	3,653	6,447	6,543
Copper, Wrought and Unwrought <i>Curts.</i>	744	914	1,839	1,719	1,257	4,902	11,575	3,289	2,012	11,481
Cotton Yarn - - - - - <i>Lbs.</i>	105,400	63,900	55,330	95,200	103,625	3,865	4,429	9,184	8,603	6,273
Cottons, Entered by the Yard - <i>Yards</i>	34,421,490	14,338,218	14,231,397	19,905,245	28,529,531	10,406	8,254	10,930	14,510	15,886
" " at Value - - - - - <i>Value</i>	—	—	—	—	—	596,219	294,510	351,091	544,257	690,541
Earthenware and Porcelain - - "	—	—	—	—	—	17,792	12,965	9,130	9,262	16,039
Glass Manufactures - - - - - "	—	—	—	—	—	3,206	8,515	8,174	3,475	7,249
Hardwares and Cutlery, Unenu- merated - - - - - } <i>Curts.</i>	2,495	1,849	3,510	2,788	3,803	3,053	4,506	3,100	2,947	3,115
Iron, Wrought and Unwrought - <i>Tons</i>	1,377	1,256	1,891	2,195	3,855	10,491	7,922	13,784	12,343	13,305
Leather, Wrought and Unwrought <i>Value</i>	—	—	—	—	—	11,984	11,333	23,548	25,602	35,594
Linens, Entered by the Yard - <i>Yards</i>	1,227,789	433,819	964,438	1,274,261	1,691,787	1,844	1,068	1,256	1,462	551
Machinery: Steam Engines - <i>Value</i>	—	—	—	—	—	38,790	16,263	35,394	53,757	63,741
" All Other Sorts - - - - - "	—	—	—	—	—	45	2,752	11,621	262	3,640
Umbrellas and Parasols - - - - - "	—	—	—	—	—	13,523	17,488	14,455	5,285	6,545
Woollens, Entered by the Yard (including those formerly entered by the Piece) - <i>Yards</i>	295,285	75,051	114,070	310,720	300,102	13,450	11,248	5,163	13,104	18,635
All Other Articles - - - - - <i>Value</i>	—	—	—	—	—	20,009	7,830	11,304	25,689	23,456
TOTAL - - - - -	—	—	—	—	—	784,564	458,404	556,863	765,719	955,300

FOREIGN AND COLONIAL PRODUCE AND MANUFACTURES.

PRINCIPAL AND OTHER ARTICLES.	QUANTITIES.					COMPUTED REAL VALUE.				
	1861.	1862.	1863.	1864.	1865.	1861.	1862.	1863.	1864.	1865.
Candles, Stearine - - - - - <i>Curts.</i>	—	242	89	229	—	£	£	£	£	£
Cocoa - - - - - <i>Lbs.</i>	—	—	19,717	22,205	67,064	—	1,174	395	908	—
Cotton Yarn - - - - - "	—	700	8,000	22,730	12,777	—	—	513	578	1,956
Cotton Piece Goods - - - - - <i>Pieces</i>	10,464	6,788	24,811	2,937	3,857	—	44	1,800	3,963	1,916
Cotton Manufactures, Entered at Value - - - - - } <i>Value</i>	—	—	—	—	—	3,818	2,149	3,841	2,214	3,514
Hats or Bonnets of Straw - - <i>Lbs.</i>	—	—	402	309	657	1,350	2,825	2,204	265	1,607
Paper, of all Sorts - - - - - <i>Curts.</i>	62	626	562	901	1,014	—	—	993	896	2,256
Wine - - - - - <i>Gallons</i>	683	574	1,469	992	922	163	1,309	1,660	2,446	2,477
Woollen Manufactures - - - - - <i>Value</i>	—	—	—	—	—	244	191	482	329	259
All Other Articles - - - - - "	—	—	—	—	—	—	200	200	1,742	240
TOTAL - - - - -	—	—	—	—	—	1,849	2,594	7,129	10,994	11,079
TOTAL OF BRITISH AND FOREIGN PRODUCE	—	—	—	—	—	791,988	468,890	576,080	790,054	980,604

FERNANDO PO.
IMPORTS THEREFROM.

PRINCIPAL AND OTHER ARTICLES.	QUANTITIES.					COMPUTED REAL VALUE.				
	1861.	1862.	1863.	1864.	1865.	1861.	1862.	1863.	1864.	1865.
Cacoutchouc - - - Cwts.	1,000	882	1,852	1,565	604	£ 3,404	£ 3,605	£ 7,004	£ 5,225	£ 2,632
Oil, Palm - - - "	6,842	2,521	3,628	3,077	6,481	14,615	5,019	6,577	5,131	12,332
Teeth, Elephants' - - "	256	174	310	501	424	6,787	3,979	8,558	15,851	13,562
All Other Articles - - Value	—	—	—	—	—	801	1,427	186	41	122
TOTAL - - -	—	—	—	—	—	25,607	14,030	22,325	26,248	28,648

EXPORTS THERETO.

PRODUCE AND MANUFACTURES OF THE UNITED KINGDOM.										
PRINCIPAL AND OTHER ARTICLES.	QUANTITIES.					DECLARED REAL VALUE.				
	1861.	1862.	1863.	1864.	1865.	1861.	1862.	1863.	1864.	1865.
Apparel and Haberdashery - Value	—	—	—	—	—	£ 427	£ 544	£ 3,154	£ 576	£ 552
Arms and Ammunition :										
Fire-arms (small) - - No.	532	935	2,084	1,254	575	265	587	1,023	570	236
Gunpowder - - - Lbs.	3,000	13,250	74,320	22,770	6,725	82	258	1,815	569	117
Coals, Cinders, and Culm - Tons	5,323	2,069	4,978	5,888	3,085	2,610	1,053	2,465	3,161	1,765
" Prepared Fuel - - "	—	426	—	—	631	—	240	—	—	378
Cottons, Entered by the Yard - Yards	76,896	275,789	187,442	131,330	54,478	1,299	5,839	3,676	2,859	1,073
Earthenware and Porcelain - Value	—	—	—	—	—	41	232	464	275	122
Hardwares and Cutlery, Unenumerated - - - Cwts.	93	185	616	143	94	400	855	1,769	759	337
Iron, Wrought and Unwrought - Tons	5	35	61	10	7	45	306	520	139	131
Provisions Unenumerated - - Value	—	—	—	—	—	515	1,050	2,759	1,132	711
Salt - - - - - Tons	—	395	383	—	78	—	180	195	—	50
Spirits, British - - - Gallons	1,543	247	3,674	177	1,991	257	43	458	29	251
Wood: Staves and Empty Casks Packs.	—	338	1,066	68	140	—	460	1,059	70	50
All Other Articles - - - Value	—	—	—	—	—	2,430	2,927	9,260	2,124	2,425
TOTAL - - -	—	—	—	—	—	8,371	14,574	28,617	12,263	8,198

FOREIGN AND COLONIAL PRODUCE AND MANUFACTURES.

PRINCIPAL AND OTHER ARTICLES.	QUANTITIES.					COMPUTED REAL VALUE.				
	1861.	1862.	1863.	1864.	1865.	1861.	1862.	1863.	1864.	1865.
Beads and Bugles of Glass - Lbs.	739	6,614	8,064	7,923	—	£ 37	£ 331	£ 462	£ 413	—
" Coral - - - - - "	—	—	4	—	—	—	—	42	—	—
Hemp, Undressed - - - Cwts.	4,000	—	—	—	—	5,700	—	—	—	—
Rice, not in the Husk - - - "	543	1,312	976	1,275	994	351	804	593	722	683
Spirits: Rum - - - Proof Gallons	937	2,389	1,317	4,999	702	94	201	108	453	70
Tobacco, Unmanufactured - Lbs.	6,401	22,348	30,177	105,713	41,070	223	989	1,320	4,184	1,454
All Other Articles - - - Value	—	—	—	—	—	273	903	1,172	970	803
TOTAL - - -	—	—	—	—	—	6,678	3,228	3,697	6,742	3,010
TOTAL OF BRITISH AND FOREIGN PRODUCE	—	—	—	—	—	15,049	17,802	32,314	19,005	11,208

ITALY.
(SARDINIA, including the ISLAND.)

YEARS 1861 TO 1865.

SARDINIA (INCLUDING THE ISLAND).

IMPORTS THEREFROM.

PRINCIPAL AND OTHER ARTICLES.	QUANTITIES.					COMPUTED REAL VALUE.				
	1861.	1862.	1863.	1864.	1865.	1861.	1862.	1863.	1864.	1865.
Bark, for Tanners' or Dyers' Use - - - Cwts.	37,628	9,069	12,960	18,411	24,881	£ 17,568	£ 3,741	£ 5,345	£ 7,596	£ 10,263
Bones of Animals and Fish (except } Whalefins) - - - - - } Tons	2,347	1,972	1,810	2,178	2,672	11,643	11,290	9,508	12,711	14,996
Cheese - - - - - Cwts.	137	212	108	134	51	480	694	347	452	179
Copper Ore - - - - - Tons	551	841	1,106	1,150	1,614	6,918	6,785	6,549	8,571	17,271
Coral, in Fragments - - - - - Lbs.	9,544	676	—	3,420	2,000	3,645	228	—	1,040	608
Corn : Wheat - - - - - Cwts.	6,899	—	43	178	3	4,378	—	23	78	1
„ Maize or Indian Corn - - - - - „	—	—	—	10,465	—	—	—	—	3,724	—
Cream of Tartar - - - - - Cwts.	671	1,082	1,437	2,775	120	4,194	6,814	8,310	14,654	600
Gunstocks in the Rough, of Wood - - - „	22,560	34,401	22,308	1,588	1,842	51,137	77,976	50,769	3,599	4,175
Hemp - - - - - „	1,041	519	7,526	931	1,083	2,048	1,034	17,986	2,035	2,001
Hides, not Tanned - - - - - „	1,682	82	633	1,463	711	3,728	364	2,041	2,731	1,286
Lead, Ore - - - - - Tons	1,817	2,131	322	1,414	4,154	20,333	24,014	3,542	15,750	45,336
Leather Manufactures - - - - - Value	—	—	—	—	—	77	18	20,247	334	655
Madder Root - - - - - Tons	—	430	4,868	300	—	—	710	7,911	458	—
Oil, Olive - - - - - Tons	776	171	181	775	482	45,439	9,608	10,556	43,578	24,663
„ Chemical, Essential, and Perfumed Lbs.	4,217	3,955	2,713	5,751	3,109	1,525	1,375	1,108	2,126	1,276
Oil-Seed Cake - - - - - Tons	403	706	782	301	691	3,733	6,794	6,259	2,546	5,433
Paper and Pasteboard - - - - - Cwts.	733	955	3,203	1,431	24	2,802	1,785	6,864	2,930	61
Rags and other Materials for making Paper - Tons	247	246	273	17	23	4,706	5,046	6,275	396	521
Rice, not in the Husk - - - - - Cwts.	34	1,210	14,422	202	3,889	21	724	12,618	118	3,587
Seeds, Clover - - - - - „	496	—	55	1,761	2,610	1,279	—	147	5,269	9,322
„ Grass - - - - - „	1,012	3,391	2,466	240	1,633	1,015	3,744	2,618	270	3,034
Stone : Marble in Rough Blocks or Slabs - Tons	1,933	1,167	1,433	1,393	2,675	13,531	8,752	10,749	10,448	20,063
Vernicelli and Macaroni - - - - - Cwts.	2,419	4,385	4,422	4,613	4,404	6,222	11,580	12,740	11,688	12,258
Walnut Wood - - - - - Tons	642	1,044	2,107	1,498	1,798	6,423	11,006	23,907	16,096	18,292
All Other Articles - - - - - Value	—	—	—	—	—	47,499	69,116	54,772	58,314	26,634
TOTAL - - - - -	—	—	—	—	—	260,344	263,198	281,191	227,512	222,515

EXPORTS THERETO.

PRODUCE AND MANUFACTURES OF THE UNITED KINGDOM.										
PRINCIPAL AND OTHER ARTICLES.	QUANTITIES.					DECLARED REAL VALUE.				
	1861.	1862.	1863.	1864.	1865.	1861.	1862.	1863.	1864.	1865.
Apparel and Haberdashery - Value	—	—	—	—	—	£ 19,721	£ 11,852	£ 16,792	£ 19,061	£ 16,242
Coals, Cinders, and Culm - Tons	204,000	278,399	277,597	345,418	292,485	88,476	122,558	121,271	155,683	131,479
Copper, Wrought and Unwrought - Cwts.	30,420	38,540	25,186	19,934	27,238	159,974	201,004	117,975	103,010	138,623
Cotton Yarn - Lbs.	4,690,123	1,771,879	1,310,001	1,250,072	1,527,022	201,915	92,510	110,159	122,082	116,280
Cottons, Entered by the Yard - Yards	23,039,644	14,116,762	12,073,671	10,899,413	7,561,379	368,408	264,031	296,389	358,888	191,188
„ „ at Value - Value	—	—	—	—	—	10,972	13,290	11,443	4,057	4,904
Drugs and Chemical Products - „	—	—	—	—	—	3,911	4,226	9,049	6,546	9,379
Earthenware and Porcelain - „	—	—	—	—	—	8,514	11,497	10,399	9,476	8,593
Hardwares and Cutlery, Unenumerated - Cwts.	8,074	4,215	4,549	3,822	2,839	36,056	23,818	21,421	18,465	15,224
Iron, Wrought and Unwrought - Tons	63,241	61,989	52,996	36,674	28,277	365,053	355,782	371,464	296,913	250,849
Linen Yarn - Lbs.	1,765,172	1,453,256	2,075,213	2,112,872	1,221,038	89,505	81,710	135,352	157,745	80,812
Linens, Entered by the Yard - Yards	1,381,808	1,249,435	1,402,206	1,149,603	1,216,778	44,371	46,913	59,624	50,483	50,919
„ „ at Value - Value	—	—	—	—	—	237	689	534	367	121
Machinery: Steam Engines - „	—	—	—	—	—	20,475	134,907	55,350	50,645	112,885
„ All Other Sorts - „	—	—	—	—	—	69,385	44,984	52,900	45,663	29,759
Oil, Seed - Gallons	464,706	312,996	556,357	407,846	175,280	57,613	47,596	90,366	60,953	23,972
Silk Manufactures - Value	—	—	—	—	—	23,669	9,507	7,429	4,859	3,702
Soap - Cwts.	2,080	2,175	2,336	2,706	2,075	2,587	3,139	3,114	3,422	2,830
Telegraphic Wire - Value	—	—	—	—	—	2,347	31,900	637	7,370	3,463
Tin Plates - „	—	—	—	—	—	31,337	16,586	28,974	36,787	20,832
Woolen and Worsted Yarn - Lbs.	234,528	376,458	169,574	29,617	28,815	34,260	52,734	25,044	4,665	4,359
Woolens, Entered by the Yard (including those formerly Entered by the Piece) - Yards	5,887,946	4,058,648	4,606,655	2,968,903	2,699,826	363,943	284,065	250,844	185,489	159,597
„ Entered at Value - Value	—	—	—	—	—	4,450	9,704	4,671	3,437	1,881
All Other Articles - „	—	—	—	—	—	191,769	278,770	313,179	204,045	149,028
TOTAL - - -	—	—	—	—	—	2,198,948	2,143,772	2,114,380	1,910,111	1,526,921

FOREIGN AND COLONIAL PRODUCE AND MANUFACTURES.

PRINCIPAL AND OTHER ARTICLES.	QUANTITIES.					COMPUTED REAL VALUE.				
	1861.	1862.	1863.	1864.	1865.	1861.	1862.	1863.	1864.	1865.
Arms and Ammunition - Value	—	—	—	—	—	£ 11,014	£ 111	£ 180	£ —	£ 250
Bacon - Cwts.	—	8,542	15,022	330	—	—	15,803	21,531	704	—
Bark, Peruvian - „	541	687	748	480	137	8,050	5,759	4,120	2,996	924
Cocoa - Lbs.	936,030	238,746	451,013	292,520	218,575	24,863	6,466	11,745	7,618	6,375
Coffee - „	1,870,162	1,195,683	3,455,271	2,054,064	1,934,425	58,502	40,796	119,690	65,666	61,155
Copper, Unwrought and Part Wrought - Cwts.	415	327	2,403	1,180	1,480	1,786	1,461	11,240	5,032	6,332
Cotton, Raw - „	50,649	33,001	49,547	23,218	23,367	152,688	222,921	451,879	202,812	148,572
Gum, Shell Lac - „	600	680	1,181	977	1,233	5,295	5,984	9,040	5,939	5,225
Hides, not Tanned - „	16,031	8,558	16,131	12,694	5,316	53,720	28,034	50,455	44,164	19,480
Indigo - „	1,829	1,333	1,402	1,632	2,464	65,516	46,855	39,385	48,137	74,238
Oil, Cocoa Nut - „	1,425	743	2,113	1,226	388	3,349	1,941	4,974	2,340	839
„ Seed - Tons	6	58	153	156	26	336	2,197	5,503	5,763	890
Pepper - Lbs.	41,234	430,198	744,883	629,528	900,687	687	7,170	11,639	9,180	13,135
Saltpetre - Cwts.	110	81	10,064	95	60	179	141	18,451	153	74
Seeds for expressing Oil therefrom - Qrs.	—	3,148	278	—	45	—	9,602	758	—	121
Spirits: Rum - Proof Gallons	61,567	70,109	25,632	27,425	12,377	5,481	5,570	1,988	2,229	1,100
Sugar, Unrefined - Cwts.	31,368	8,048	6,610	19,354	10,544	43,868	9,673	8,204	25,738	12,668
Tallow - „	400	2,037	5,368	—	—	1,010	4,634	11,273	—	—
Teeth, Elephants' - „	64	82	42	102	138	1,710	1,867	1,166	3,243	4,378
Tin, Unwrought - „	1,986	1,441	1,243	1,509	1,677	11,833	8,346	7,458	7,956	7,798
Tobacco, Unmanufactured - Lbs.	266,209	2,317,971	737,437	2,226,697	711,192	9,305	102,618	32,263	88,140	25,188
Wax, Bees' - Cwts.	337	538	496	526	374	2,578	4,156	4,166	4,455	3,244
Wood for Shipbuilding, Teak - Loads	—	—	—	934	700	—	—	—	11,520	8,050
Wool, Sheep and Lambs' - Lbs.	302,284	371,686	298,137	221,008	114,884	20,624	26,094	20,647	17,759	8,187
All Other Articles - Value	—	—	—	—	—	51,822	39,101	55,917	57,688	47,097
TOTAL - - -	—	—	—	—	—	534,216	597,300	903,672	619,232	455,320
TOTAL OF BRITISH AND FOREIGN PRODUCE	—	—	—	—	—	2,733,164	2,741,072	3,018,052	2,529,343	1,982,241

TUSCANY.

IMPORTS THEREFROM.

PRINCIPAL AND OTHER ARTICLES.	QUANTITIES.					COMPUTED REAL VALUE.				
	1861.	1862.	1863.	1864.	1865.	1861.	1862.	1863.	1864.	1865.
Argol - - - - - Cwts.	2,121	1,921	934	834	1,399	£ 8,822	£ 8,448	£ 3,679	£ 3,145	£ 5,072
Art, Works of, in Stone or Marble (not distinguished } in the Entries until 1865) Value	—	—	—	—	—	—	—	—	—	15,306
Bones of Animals and Fish (except Whalefins) - - Tons	887	1,521	1,138	1,242	988	4,336	8,262	6,044	6,978	5,563
Boracic Acid - - - - - Cwts.	21,046	35,697	29,780	19,509	20,607	56,481	89,243	74,452	48,774	51,518
Copper Ore - - - - - Tons	2,126	1,404	1,287	2,126	2,475	19,641	5,616	7,526	16,703	25,709
„ Unwrought and Part Wrought - - - „	122	135	170	82	31	10,809	12,083	14,117	4,166	3,000
Corn: Wheat - - - - - Cwts.	4,390	44,282	—	18	65	2,937	24,756	—	8	25
„ Maize or Indian Corn - - - „	48,390	—	36,386	—	—	16,549	—	11,483	—	—
„ Wheatmeal and Flour - - - „	32,175	1,247	5	—	5	26,233	1,071	4	—	3
Fish, Anchovies - - - - - Lbs.	406,933	263,798	350,633	314,659	783,419	11,870	8,243	10,227	9,176	22,850
Hats or Bonnets of Straw - - - „	145	1,348	659	1,994	1,232	435	4,044	1,977	4,987	3,080
Hemp - - - - - Cwts.	155	308	23	1,086	6,675	296	562	47	1,996	12,406
Lard - - - - - „	15,322	—	—	—	9,012	42,283	—	—	—	31,629
Oil, Olive - - - - - Tons	1,429	764	2,895	1,346	3,131	96,700	53,889	191,971	84,442	187,035
Pictures, viz. Oil Paintings - - - No.	1,546	1,212	1,126	1,227	990	21,572	11,240	11,881	14,110	26,514
Platting of Straw, Chip, or other Materials - - Lbs.	2,958	4,025	11,450	3,012	740	1,388	2,133	4,039	1,770	585
Rags and other Materials for making Paper - - Tons	2,201	1,934	1,329	858	437	38,731	39,624	27,248	18,289	9,497
Skins, Lamb, Undressed - - - - - No.	447,671	338,071	517,917	338,021	230,015	32,211	22,538	25,897	16,901	11,502
Stones: Marble, Sawn or otherwise Manufactured - - Cwts.	11,744	9,578	19,259	11,685	18,505	8,808	9,578	19,259	11,685	18,505
„ „ in Rough Blocks or Slabs - - - Tons	9,979	6,340	8,228	6,777	6,983	69,853	47,550	61,710	50,830	52,373
Vermicelli and Macaroni - - - - - Cwts.	346	232	262	279	306	741	623	635	519	571
Wood and Timber, not Sawn - - - - - Loads	3,822	5,622	2,519	1,920	326	17,008	25,017	18,384	15,345	2,551
Wool, Sheep and Lambs' - - - - - Lbs.	72,913	168,856	63,630	275,418	35,943	3,469	9,146	3,166	13,444	1,726
Woollen Rags, torn up, to be used as Wool - - „	469,728	586,656	906,080	527,072	416,528	7,830	9,777	16,725	11,574	8,761
All Other Articles - - - - - Value	—	—	—	—	—	61,914	47,645	48,000	53,870	54,359
TOTAL - - - - -	—	—	—	—	—	560,917	441,088	558,471	388,712	550,140

EXPORTS THERETO.

PRODUCE AND MANUFACTURES OF THE UNITED KINGDOM.

PRINCIPAL AND OTHER ARTICLES.	QUANTITIES.					DECLARED REAL VALUE.				
	1861.	1862.	1863.	1864.	1865.	1861.	1862.	1863.	1864.	1865.
Apparel and Haberdashery - <i>Value</i>	—	—	—	—	—	£	£	£	£	£
Carriages of all Sorts - <i>No.</i>	73	34	57	247	58	15,321	14,546	19,564	23,438	21,266
Coals, Cinders, and Culm - <i>Tons</i>	15,358	21,524	14,532	16,998	23,755	10,495	2,651	7,772	16,485	11,105
Copper, Wrought and Unwrought - <i>Cwts.</i>	1,982	1,331	1,607	1,063	1,718	7,434	11,101	7,046	7,180	11,834
Cotton Yarn - <i>Lbs.</i>	5,057,552	1,892,532	1,324,718	1,104,129	3,154,682	10,148	6,422	7,653	4,756	8,265
Cottons, Entered by the Yard - <i>Yards</i>	22,414,611	11,040,433	13,361,363	9,747,876	15,811,910	200,514	90,284	111,882	105,691	219,040
" at Value - <i>Value</i>	—	—	—	—	—	339,162	196,770	299,051	256,792	354,853
Drugs and Chemical Products - <i>"</i>	—	—	—	—	—	23,789	17,606	31,291	22,629	27,583
Earthenware and Porcelain - <i>"</i>	—	—	—	—	—	3,557	3,671	4,853	5,112	4,769
Fish: Herrings - <i>Barrels</i>	16,194	15,688	19,179	17,662	8,720	5,134	4,965	8,373	7,012	8,202
" Pilchards - <i>Hhds.</i>	1,091	4,171	440	1,640	1,471	16,247	15,946	19,295	17,648	9,091
Hardware & Cutlery, Unenumerated - <i>Cwts.</i>	3,364	2,250	3,354	2,602	2,267	3,840	12,488	1,058	3,903	5,025
Iron, Wrought and Unwrought - <i>Tons</i>	10,746	27,733	12,537	7,948	11,535	17,724	12,367	16,571	12,951	12,648
Linen Yarn - <i>Lbs.</i>	447,934	814,205	907,760	881,485	478,875	82,031	179,950	99,408	81,651	98,071
Linen, Entered by the Yard - <i>Yards</i>	981,952	955,806	1,265,683	1,045,411	979,605	22,254	40,826	55,780	63,825	30,802
" at Value - <i>Value</i>	—	—	—	—	—	35,289	33,009	48,504	42,428	38,921
Machinery: Steam Engines - <i>"</i>	—	—	—	—	—	1,851	1,500	2,039	2,046	2,782
" All Other Sorts - <i>"</i>	—	—	—	—	—	1,924	14,534	66,313	21,183	618
Painters' Colours (not otherwise described) - <i>"</i>	—	—	—	—	—	3,921	9,898	14,723	6,698	11,808
Saltpetre - <i>Cwts.</i>	2,555	3,106	1,860	3,655	2,683	2,246	3,424	3,845	3,095	3,212
Silk Manufactures - <i>Value</i>	—	—	—	—	—	4,994	6,388	3,889	6,978	4,286
Spirits, British - <i>Gallons</i>	1,489	233,510	3,691	30,439	10,689	11,486	3,187	3,794	1,812	1,867
Tin Plates - <i>Value</i>	—	—	—	—	—	193	29,875	355	3,816	1,361
Woolens, Entered by the Yard (including those formerly Entered by the Piece) - <i>Yards</i>	2,889,616	2,076,207	2,895,641	2,616,015	2,338,661	9,079	5,318	7,763	8,354	7,902
" Entered at Value - <i>Value</i>	—	—	—	—	—	169,041	154,490	163,371	163,418	160,386
All Other Articles - <i>"</i>	—	—	—	—	—	13,355	10,762	11,946	6,613	13,614
	—	—	—	—	—	51,852	53,448	57,530	55,639	58,948
TOTAL	—	—	—	—	—	1,062,881	935,426	1,073,669	951,153	1,128,259

FOREIGN AND COLONIAL PRODUCE AND MANUFACTURES.

PRINCIPAL AND OTHER ARTICLES.	QUANTITIES.					COMPUTED REAL VALUE.				
	1861.	1862.	1863.	1864.	1865.	1861.	1862.	1863.	1864.	1865.
Cocoa - <i>Lbs.</i>	202,373	67,120	137,814	149,016	132,378	£	£	£	£	£
Coffee - <i>"</i>	254,993	1,343,781	1,289,985	684,468	707,200	5,375	1,818	3,589	3,880	3,861
Cotton, Raw - <i>Cwts.</i>	—	141	42	229	—	7,920	42,759	42,409	21,797	21,866
Hides, not Tanned - <i>"</i>	6,708	1,184	5,820	1,892	1,709	886	376	2,409	—	—
Indigo - <i>"</i>	391	327	394	346	561	23,723	4,260	19,176	7,103	6,402
Lard - <i>"</i>	—	4,756	397	309	—	14,006	11,494	11,068	10,206	16,902
Oil: Train and Spermaceti - <i>Tuns</i>	45	12	13	66	27	10,107	766	697	—	—
" Cocoa Nut - <i>Cwts.</i>	610	408	646	1,515	53	1,599	494	619	3,123	1,195
Pepper - <i>Lbs.</i>	257,913	304,809	359,214	402,185	387,559	1,434	1,066	1,521	2,892	115
Petroleum - <i>Tuns</i>	—	—	157	11	—	4,299	5,080	5,613	5,865	5,652
Scammony - <i>Lbs.</i>	—	420	9,070	84	10	—	—	3,719	280	—
Silks, Raw - <i>"</i>	724	4,966	976	102	—	—	431	9,562	121	15
Spirits: Rum - <i>Proof Gallons</i>	212,214	240,753	165,641	61,927	1,689	640	4,718	992	114	—
" Mixed in Bond - <i>"</i>	186,191	144,196	118,223	300,044	257,573	19,204	19,119	12,894	5,246	143
" Sweetened - <i>Gallons</i>	64,678	—	6	19,823	15,090	18,619	14,420	11,822	30,004	25,757
Sugar: Unrefined - <i>Cwts.</i>	4,289	4,614	724	9,451	2,314	64,678	—	6	19,823	15,090
" Refined - <i>"</i>	—	221	2	3,033	—	5,135	5,580	891	13,241	2,730
Tea - <i>Lbs.</i>	18,918	19,539	19,704	20,965	19,929	—	339	3	5,358	—
Tin, Unwrought - <i>Cwts.</i>	642	462	377	630	489	1,340	1,546	1,539	1,594	1,661
Tobacco, Unmanufactured - <i>Lbs.</i>	45	—	—	192	—	3,825	2,676	2,262	3,195	2,274
Wax, Bees - <i>Cwts.</i>	374	272	466	224	56	2	—	—	8	—
All Other Articles - <i>Value</i>	—	—	—	—	—	3,048	2,152	3,903	1,936	486
	—	—	—	—	—	27,381	22,283	28,069	33,227	30,267
TOTAL	—	—	—	—	—	202,228	151,228	160,799	172,119	134,416
TOTAL OF BRITISH AND FOREIGN PRODUCE	—	—	—	—	—	1,265,109	1,086,654	1,234,468	1,123,272	1,262,675

TWO SICILIES.
IMPORTS THEREFROM.

PRINCIPAL AND OTHER ARTICLES.	QUANTITIES.					COMPUTED REAL VALUE.				
	1861.	1862.	1863.	1864.	1865.	1861.	1862.	1863.	1864.	1865.
Argol - - - - - <i>Cwts.</i>	3,288	1,923	5,108	4,197	5,275	£ 13,536	£ 8,381	£ 17,726	£ 13,750	£ 15,433
Barilla - - - - - <i>Tons</i>	260	415	433	387	40	2,472	3,946	5,632	5,028	522
Bones of Animals and Fish (except } Whalefins) - - - - - }	1,304	1,891	1,475	955	1,088	6,344	9,947	7,681	5,384	6,117
Brimstone - - - - - <i>Cwts.</i>	835,256	1,017,641	828,709	784,026	951,216	326,521	376,403	275,602	292,362	348,300
Copper in Plates for Coin, and Copper } Coin - - - - - }	—	—	—	—	146	—	—	—	—	14,422
Corn : Wheat - - - - - <i>Cwts.</i>	8,961	31,824	4,983	622	23,474	5,915	18,148	2,616	276	10,500
„ Pease and Beans - - - - - „	58,500	—	7,667	6,914	31,274	26,883	—	2,980	2,778	12,252
Cotton, Raw - - - - - „	1,288	532	4,271	1,141	1,336	6,113	3,634	51,718	15,807	11,348
Cream of Tartar - - - - - „	14,787	20,027	20,357	29,251	27,820	84,555	105,205	96,253	131,742	123,746
Fruit : Nuts, Small - - - - - <i>Bushels</i>	30,315	26,887	13,535	1,546	8,756	21,679	20,153	7,432	1,262	6,738
„ Oranges and Lemons - - - - - „	253,416	190,459	262,443	245,259	356,025	114,179	93,851	117,105	113,028	141,955
Garancine - - - - - <i>Cwts.</i>	460	2,572	2,806	2,777	91	3,039	16,858	19,477	19,439	637
Juice of Lemons, Limes, and Oranges <i>Gallons</i>	139,833	173,007	196,565	225,326	108,449	11,145	10,139	14,377	25,001	9,784
Lard - - - - - <i>Cwts.</i>	175	—	—	70	2,193	508	—	—	224	7,676
Liquorice Juice and Paste - - - - - „	6,427	8,087	6,656	9,392	7,777	26,549	36,406	27,739	32,605	30,204
Madder Root - - - - - „	33,492	57,203	84,423	46,589	46,445	66,141	97,616	134,912	70,539	73,131
Oil, Olive - - - - - <i>Tons</i>	5,983	13,025	5,400	7,372	8,880	353,770	746,030	316,044	430,915	469,630
Oil, Essential : Bergamot - - - - - <i>Lbs.</i>	36,983	58,856	48,081	27,198	34,006	15,356	24,985	19,153	11,253	16,984
„ Lemon - - - - - „	47,018	99,534	96,356	82,658	109,352	16,673	34,244	31,189	27,100	44,207
Oranges and Lemons, Peel of - - - - - <i>Value</i>	—	—	—	—	—	17,055	4,558	4,559	10,827	17,262
Rags and other Materials for making } Paper - - - - - }	989	1,220	950	55	50	15,504	22,144	19,511	902	1,088
Seeds : Flax and Linseed - - - - - <i>Qrs.</i>	11,969	1,657	7,549	3,312	4,768	32,075	5,197	22,189	9,067	13,606
Shumac - - - - - <i>Tons</i>	17,282	11,661	10,523	11,206	12,143	219,949	136,734	125,344	160,461	183,976
Silk, Raw - - - - - <i>Lbs.</i>	1	1,923	1,306	2,648	2,100	2	2,532	1,630	3,582	4,095
„ Waste, Knubs, and Husks - - - - - <i>Cwts.</i>	279	162	74	47	103	4,308	2,444	829	616	2,223
„ Thrown - - - - - <i>Lbs.</i>	1,438	3,300	—	100	—	2,585	5,445	—	175	—
Vermicelli and Maccaroni - - - - - <i>Cwts.</i>	1,029	1,245	1,128	1,503	1,284	1,917	3,424	2,474	2,604	2,399
Wine - - - - - <i>Gallons</i>	332,210	211,489	377,131	505,990	426,004	81,070	45,260	60,974	74,686	63,643
Wool, Sheep and Lambs - - - - - <i>Lbs.</i>	32,604	67,738	30,625	59,244	30,007	1,801	3,637	1,526	2,878	1,474
All Other Articles - - - - - <i>Value</i>	—	—	—	—	—	62,809	27,918	61,546	54,974	54,845
TOTAL - - - - -	—	—	—	—	—	1,540,453	1,865,239	1,448,218	1,522,465	1,688,198

YEARS 1861 to 1865.

ITALY (Contd).
(TWO SICILIES—Contd).

EXPORTS THERETO.

PRODUCE AND MANUFACTURES OF THE UNITED KINGDOM.										
PRINCIPAL AND OTHER ARTICLES.	QUANTITIES.					DECLARED REAL VALUE.				
	1861.	1862.	1863.	1864.	1865.	1861.	1862.	1863.	1864.	1865.
Apparel and Haberdashery - Value	—	—	—	—	—	£ 17,168	£ 16,229	£ 18,588	£ 25,504	£ 24,910
Coals, Cinders, and Culm - Tons	113,408	158,494	162,518	216,561	164,768	52,444	70,731	71,155	101,748	79,148
Copper, Wrought and Unwrought - Cwts.	3,122	14,553	6,301	8,898	6,133	16,238	83,161	30,285	46,614	29,962
Cotton Yarn - Lbs.	11,247,068	4,709,781	4,935,023	4,707,150	7,240,109	463,497	240,240	460,745	479,990	562,510
Cottons, Entered by the Yard - Yards	44,672,514	23,506,488	23,921,067	21,289,146	25,411,392	744,505	437,127	575,485	602,281	633,219
" " at Value - Value	—	—	—	—	—	26,827	26,608	21,925	19,882	19,075
Drugs and Chemical Products - "	—	—	—	—	—	4,916	4,081	4,782	5,807	6,959
Earthenware and Porcelain - "	—	—	—	—	—	7,556	10,625	10,121	11,155	8,869
Fish : Herrings - Barrels	4,427	8,897	10,667	6,175	1,620	4,379	9,481	10,416	6,172	1,639
" Pilchards - Hhds.	5,463	4,681	8,933	7,737	2,273	17,344	12,350	20,673	18,429	7,227
Hardwares and Cutlery, Unenumerated - Cwts.	7,109	3,905	5,038	4,909	3,856	39,126	20,967	26,374	22,211	20,856
Iron, Wrought and Unwrought - Tons	26,836	24,065	68,829	47,420	38,220	181,986	158,317	444,633	383,476	305,726
Linen Yarn - Lbs.	504,593	519,207	1,590,751	1,482,313	1,415,877	29,512	32,149	106,473	117,282	103,355
Linens, Entered by the Yard - Yards	2,186,621	1,510,180	2,415,708	2,685,404	2,069,383	76,277	61,356	104,142	120,161	95,872
Machinery : Steam Engines - Value	—	—	—	—	—	10,108	22,654	14,834	40,141	31,506
" All other Sorts - "	—	—	—	—	—	20,105	15,129	25,128	27,200	32,288
Saltetre - Cwts.	4,651	1,941	2,057	10,464	5,309	8,866	3,583	4,128	19,218	7,889
Silk Manufactures - Value	—	—	—	—	—	16,531	6,200	10,755	7,228	3,714
Sugar, Refined - Cwts.	6,540	7,790	13,316	3,811	2,327	16,555	19,111	19,941	6,285	3,263
Tin, Unwrought - "	1,369	1,288	1,999	1,988	1,074	8,072	7,428	11,658	10,804	5,331
Tin Plates - Value	—	—	—	—	—	9,337	13,278	14,548	14,261	11,131
Woolens, Entered by the Yard (including those formerly entered by the Piece) - Yards	3,871,051	2,409,272	3,281,545	3,236,266	3,580,980	224,180	173,682	214,821	226,976	253,212
" entered at Value - Value	—	—	—	—	—	11,432	13,076	9,885	6,927	5,589
All Other Articles - "	—	—	—	—	—	64,560	71,341	77,778	134,893	90,588
TOTAL - - -	—	—	—	—	—	2,071,521	1,528,904	2,309,273	2,454,645	2,343,828

FOREIGN AND COLONIAL PRODUCE AND MANUFACTURES.										
PRINCIPAL AND OTHER ARTICLES.	QUANTITIES.					COMPUTED REAL VALUE.				
	1861.	1862.	1863.	1864.	1865.	1861.	1862.	1863.	1864.	1865.
Cochineal - Cwts.	18	14	14	39	12	£ 269	£ 202	£ 226	£ 687	£ 219
Cocoa - Lbs.	124,649	85,893	133,223	43,728	43,381	3,311	2,326	3,469	1,139	1,265
Coffee - "	280,084	853,765	1,498,589	1,556,348	1,048,015	8,195	29,373	52,570	49,950	33,284
Cotton, Raw - Cwts.	12,100	8,731	4,981	7,763	396	40,280	54,860	46,867	68,298	2,547
Hides, not Tanned - "	21,214	19,965	23,987	11,284	13,818	75,111	69,454	79,487	42,083	51,207
Indigo - "	1,512	1,222	1,673	1,082	1,034	54,161	42,953	46,998	31,915	31,154
Lard - "	44	11,815	10,385	7,018	—	116	25,107	20,034	15,820	—
Pepper - Lbs.	213,247	384,180	560,872	299,101	344,392	3,554	6,402	8,764	4,362	5,023
Petroleum - Tons	—	—	111	129	—	—	—	2,637	2,752	—
Rice, not in the Husk - Cwts.	4,077	2,702	281	1,518	431	2,633	1,655	171	860	297
Saltetre - "	449	1,129	1,985	1,714	3,641	729	1,957	3,639	2,764	4,491
Silk, Raw - Lbs.	24,077	27,442	24,700	9,789	2,140	21,268	26,070	25,112	10,972	2,818
Spirits : Rum - Proof Gallons	49,918	56,878	108,499	46,492	25,908	4,630	4,737	8,776	4,093	2,509
" Mixed in Bond - "	47,575	3,908	32,640	22,097	81,240	4,758	391	3,264	2,210	8,124
Sugar, Unrefined - Cwts.	363	1,671	837	1,492	1,766	471	2,140	1,008	2,024	2,164
Tobacco, Unmanufactured - Lbs.	—	11,488	8,335	368	90,507	—	509	365	15	3,205
Wax, Bees' - Cwts.	560	128	180	107	45	4,383	989	1,532	906	451
All Other Articles - Value	—	—	—	—	—	44,884	33,045	27,687	20,105	36,272
TOTAL - - -	—	—	—	—	—	268,753	302,170	332,606	260,955	185,030
TOTAL OF BRITISH AND FOREIGN PRODUCE	—	—	—	—	—	2,340,274	1,831,074	2,641,879	2,715,600	2,528,858

ADRIATIC PORTS OF ANCONA AND THE ROMAGNA.

IMPORTS THEREFROM.

PRINCIPAL AND OTHER ARTICLES.	QUANTITIES.					COMPUTED REAL VALUE.				
	1861.	1862.	1863.	1864.	1865.	1861.	1862.	1863.	1864.	1865.
Brimstone - - - - - <i>Cwts.</i>	3,290	—	—	—	—	£ 1,292	—	—	—	—
Corn: Wheat - - - - - "	110,036	20,757	17,853	2,800	6,637	68,882	11,441	9,450	1,167	2,930
" Maize or Indian Corn - - - - - "	3,141	—	4,577	—	—	1,283	—	1,449	—	—
Cream of Tartar - - - - - "	574	1,088	444	357	560	3,641	6,784	2,534	1,931	2,687
Hemp - - - - - "	94	1,009	533	1,841	113	189	2,060	1,112	3,870	210
Rags and other Materials for making Paper <i>Tons</i>	805	293	599	219	81	16,165	6,253	12,535	5,003	1,773
Skins, Lamb, Undressed - - - - - <i>No.</i>	92,203	136,481	213,685	246,382	89,725	3,990	6,824	10,686	12,320	4,486
Walnut Wood - - - - - <i>Tons</i>	480	353	389	426	354	4,764	3,735	4,420	4,507	3,654
Wood and Timber, not Sawn or Split <i>Loads</i>	1,549	1,497	2,939	900	1,066	6,893	6,663	23,509	7,176	7,467
All Other Articles - - - - - <i>Value</i>	—	—	—	—	—	9,925	4,069	3,569	3,810	2,937
TOTAL - - - - -	—	—	—	—	—	116,994	47,829	69,264	39,784	26,144

EXPORTS THERETO.

PRODUCE AND MANUFACTURES OF THE UNITED KINGDOM.										
PRINCIPAL AND OTHER ARTICLES.	QUANTITIES.					DECLARED REAL VALUE.				
	1861.	1862.	1863.	1864.	1865.	1861.	1862.	1863.	1864.	1865.
Coals, Cinders, and Culm - - - - - <i>Tons</i>	6,300	40,009	30,853	32,222	29,603	£ 3,127	£ 17,726	£ 14,385	£ 16,087	£ 15,363
Cotton Yarn - - - - - <i>Lbs.</i>	2,583,504	702,574	554,421	430,978	1,049,451	101,372	32,337	48,295	42,192	76,036
Cottons, Entered by the Yard - - - - - <i>Yards</i>	8,395,894	6,575,796	6,633,312	3,202,080	4,779,389	131,187	121,916	155,682	86,664	108,758
" " at Value - - - - - <i>Value</i>	—	—	—	—	—	2,619	2,090	4,162	2,088	1,938
Fish, Herrings - - - - - <i>Barrels</i>	1,244	3,715	2,343	8,055	—	1,244	3,715	2,298	7,696	—
Hardwares and Cutlery, Unenumerated <i>Cwts.</i>	350	505	431	317	299	1,646	2,157	1,995	1,228	1,288
Iron, Wrought and Unwrought - - - - - <i>Tons</i>	9,761	25,065	8,059	3,445	3,245	69,543	181,677	62,559	35,885	38,070
Linen Yarn - - - - - <i>Lbs.</i>	137,304	265,321	338,654	166,195	94,649	7,556	15,431	22,441	11,750	5,879
Linens, Entered by the Yard - - - - - <i>Yards</i>	144,316	220,832	351,617	280,551	165,073	5,484	8,730	15,130	12,076	6,513
Machinery and Mill Work - - - - - <i>Value</i>	—	—	—	—	—	9	1,024	3,923	8,289	4,357
Silk Manufactures - - - - - "	—	—	—	—	—	1,640	326	1,274	367	392
Woollens, Entered by the Yard (including those formerly entered by the Piece) <i>Yards</i>	630,723	670,729	978,614	858,558	707,594	30,735	47,577	51,932	41,084	35,891
" Entered at Value - - - - - <i>Value</i>	—	—	—	—	—	1,225	1,405	2,556	579	1,348
All Other Articles - - - - - "	—	—	—	—	—	7,765	12,116	17,158	15,602	12,962
TOTAL - - - - -	—	—	—	—	—	365,152	448,227	403,790	281,587	308,795

FOREIGN AND COLONIAL PRODUCE AND MANUFACTURES.

PRINCIPAL AND OTHER ARTICLES.	QUANTITIES.					COMPUTED REAL VALUE.				
	1861.	1862.	1863.	1864.	1865.	1861.	1862.	1863.	1864.	1865.
Bark, Peruvian - - - - - <i>Cwts.</i>	6	3	—	—	8	£ 89	£ 25	£ —	£ —	£ 54
Coffee - - - - - <i>Lbs.</i>	22,715	52,461	98,692	120,708	125,135	615	1,662	3,226	3,723	3,798
Hides, not Tanned - - - - - <i>Cwts.</i>	446	449	303	1,262	998	1,689	1,595	1,054	4,738	3,733
Indigo - - - - - "	22	62	—	134	399	788	2,179	—	3,953	12,022
Pepper - - - - - <i>Lbs.</i>	75,118	142,835	181,468	141,732	227,295	1,252	2,381	2,835	2,067	3,315
Spirits: Rum - - - - - <i>Proof Gallons</i>	8,729	3,644	2,630	692	534	855	302	216	63	53
All Other Articles - - - - - <i>Value</i>	—	—	—	—	—	1,079	3,238	2,655	2,725	5,176
TOTAL - - - - -	—	—	—	—	—	6,367	11,382	9,986	17,269	28,151
TOTAL OF BRITISH AND FOREIGN PRODUCE - - - - -	—	—	—	—	—	371,519	459,609	413,776	298,856	336,946

YEARS 1861 TO 1865.

PAPAL PORTS ON THE MEDITERRANEAN.

IMPORTS THEREFROM.

PRINCIPAL AND OTHER ARTICLES.	QUANTITIES.					COMPUTED REAL VALUE.				
	1861.	1862.	1863.	1864.	1865.	1861.	1862.	1863.	1864.	1865.
Bones of Animals and Fish (except Whalefins) - Tons	—	—	93	295	220	£	£	£	£	£
Gypsum - Cwts.	360	169	263	—	—	432	203	316	—	—
Oil, Olive - Tuns	—	—	—	—	368	—	—	—	—	20,113
Pictures, viz. Oil Paintings - No.	—	24	—	16	—	—	220	—	220	320
Seeds, Linseed - Qrs.	—	—	—	—	14	—	—	—	—	1,351
Skins, Lamb, Undressed - No.	—	1,350	—	—	12,860	—	68	—	—	643
All Other Articles - Value	—	—	—	—	—	924	466	263	734	321
TOTAL	—	—	—	—	—	1,356	957	1,064	2,626	23,921

EXPORTS THERETO.

PRODUCE AND MANUFACTURES OF THE UNITED KINGDOM.										
PRINCIPAL AND OTHER ARTICLES.	QUANTITIES.					DECLARED REAL VALUE.				
	1861.	1862.	1863.	1864.	1865.	1861.	1862.	1863.	1864.	1865.
Coals, Cinders, and Culm - Tons	11,364	20,155	17,264	16,188	14,100	£	£	£	£	£
Copper, Wrought and Unwrought - Cwts.	84	—	—	—	—	442	—	—	—	—
Cotton Yarn - Lbs.	25,000	—	—	—	—	895	—	—	—	—
Cottons, Entered by the Yard - Yards	122,568	—	4,060	—	1,505	2,151	—	142	—	87
at Value - Value	—	—	—	—	—	119	—	—	—	—
Fish: Herrings - Barrels	1,406	3,535	1,303	2,291	—	1,420	3,535	1,303	2,290	—
" Pilchards - Hhds.	330	1,322	1,573	—	—	500	4,136	3,275	—	—
Hardware and Cutlery, Unenumerated - Cwts.	6	—	2	—	20	35	—	15	—	45
Iron, Wrought and Unwrought - Tons	9,766	2,547	2,211	6,872	1,254	68,767	24,909	11,250	60,357	5,058
Linen Yarn - Lbs.	3,635	—	—	2,290	—	214	—	—	108	—
Linens, Entered by the Yard - Yards	1,490	—	41,802	5,755	—	130	—	988	282	—
Woolens, Entered by the Yard (including those formerly entered by the Piece) - Pieces	25,713	—	—	900	—	1,362	—	—	180	—
All Other Articles - "	—	—	—	—	—	999	4,644	1,474	1,309	993
TOTAL	—	—	—	—	—	82,567	46,991	26,868	72,589	12,888

FOREIGN AND COLONIAL PRODUCE AND MANUFACTURES.

PRINCIPAL AND OTHER ARTICLES.	QUANTITIES.					COMPUTED REAL VALUE.				
	1861.	1862.	1863.	1864.	1865.	1861.	1862.	1863.	1864.	1865.
Bark, Peruvian - Cwts.	—	—	6	—	—	£	£	£	£	£
Coffee - Lbs.	—	20,035	—	—	—	—	730	—	—	—
Fish Cured - Cwts.	—	—	21	193	—	—	—	47	444	—
Hides, not Tanned - "	—	—	—	—	—	—	—	—	—	—
Indigo - "	—	4	108	—	—	—	141	3,034	—	—
Nitre, Cubic - "	—	—	—	511	—	—	—	—	390	—
Pepper - Lbs.	—	—	—	—	—	—	—	—	—	—
Spirits: Rum - Proof Gallons	36	949	61	—	—	4	85	5	—	—
" Mixed - " Lbs.	—	3,487	—	—	—	—	349	—	—	—
Tea - Lbs.	—	2,076	—	—	—	—	164	—	—	—
All Other Articles - Value	—	—	—	—	—	23	214	1,060	264	4
TOTAL	—	—	—	—	—	27	1,683	4,179	1,098	4
TOTAL OF BRITISH AND FOREIGN PRODUCE	—	—	—	—	—	82,594	48,674	31,047	73,687	12,892

IMPORTS THEREFROM.

PRINCIPAL AND OTHER ARTICLES.	QUANTITIES.					COMPUTED REAL VALUE.				
	1861.	1862.	1863.	1864.	1865.	1861.	1862.	1863.	1864.	1865.
Argol - - - - - <i>Cwts.</i>	255	240	514	317	5	£ 1,078	£ 1,025	£ 1,964	£ 1,201	£ 18
Bones of Animals and Fish (except Whale Fins) <i>Tons</i>	1,369	1,872	1,361	1,068	767	6,548	10,057	7,572	6,081	4,261
Bugles and Glass Beads - - - - - <i>Lbs.</i>	2,307,993	2,125,254	2,309,589	2,875,634	3,054,763	115,399	106,262	125,363	143,782	152,739
Corn: Wheat - - - - - <i>Cwts.</i>	766,411	813,955	72,722	13,568	582,074	494,524	491,339	38,494	5,808	261,221
„ Barley - - - - - „	20,936	19,325	15,843	4,359	3,500	9,402	6,692	6,655	1,469	933
„ Maize or Indian Corn - - - - - „	301,839	4	403,637	82,037	35,117	111,337	1	133,048	24,202	10,487
„ Other Kinds of Corn and Grain - - - - - „	(Not computed).			426	537	149	392	1,325	139	217
„ Wheat Flour - - - - - „	70,865	42,905	31,371	29,146	26,844	59,504	34,605	23,647	18,425	17,280
Cotton, Raw - - - - - „	1,066	2,897	804	813	1,558	5,459	19,236	8,505	10,675	11,946
Cream of Tartar - - - - - „	2,234	1,564	1,129	1,430	1,895	14,350	9,951	6,489	7,540	9,104
Fruit: Currants - - - - - „	30,698	24,902	14,286	22,308	14,717	31,535	23,816	14,296	20,679	11,787
„ Raisins - - - - - „	3,458	1,797	6,370	898	1,039	4,720	2,180	10,475	1,443	1,335
Gum, Arabic - - - - - „	364	1,413	349	1,366	4,435	873	3,598	1,173	6,125	19,958
Hemp, Dressed - - - - - „	3,168	20,974	7,758	19,129	9,267	8,201	51,658	20,112	53,340	26,516
„ Undressed - - - - - „	64,815	104,865	123,273	139,242	161,382	123,954	212,747	253,230	295,042	298,980
Lard - - - - - „	16,353	—	—	—	14,745	42,936	—	—	—	52,924
Oil, Olive - - - - - <i>Tuns</i>	245	492	151	121	71	14,451	28,698	8,679	6,956	3,728
Paper and Pasteboard - - - - - <i>Cwts.</i>	3,518	5,163	7,199	7,961	6,505	9,668	13,250	18,508	20,315	16,250
Quicksilver - - - - - <i>Lbs.</i>	120,080	—	—	43,568	—	10,883	—	—	5,121	—
Rags and other Materials for making Paper - <i>Tons</i>	746	1,170	1,390	1,179	692	14,350	22,034	28,636	22,239	14,330
Seeds: Clover - - - - - <i>Cwts.</i>	2,674	725	1,068	3,460	180	6,859	1,959	2,835	10,230	654
„ Grass - - - - - „	773	771	1,932	548	380	710	1,825	2,495	450	490
Shumac - - - - - <i>Tons</i>	1,334	1,452	1,321	606	714	7,581	10,465	8,891	4,554	5,201
Silk: Waste, Knubs, and Husks - - - - - <i>Cwts.</i>	144	90	50	—	—	2,218	1,330	560	—	—
Skins, Lamb, Undressed - - - - - <i>No.</i>	78,588	25,522	165,752	140,700	33,000	4,145	1,276	8,288	7,035	1,650
Sponge - - - - - <i>Lbs.</i>	49,206	59,109	17,217	32,502	99,449	6,090	13,322	7,517	4,255	20,760
Tallow - - - - - <i>Cwts.</i>	9,034	—	—	—	110	23,284	—	—	—	270
Valonia - - - - - <i>Tons</i>	231	—	—	—	724	2,835	—	—	—	10,860
Wood: Staves - - - - - <i>Loads</i>	4,958	3,364	8,515	12,227	16,632	29,419	23,318	61,727	101,216	147,070
„ Walnut Wood - - - - - <i>Tons</i>	58	114	563	495	376	593	1,229	6,386	5,406	3,835
Wool, Sheep and Lambs' - - - - - <i>Lbs.</i>	540,395	881,289	360,145	828,022	311,818	26,865	46,812	18,001	41,796	16,157
All Other Articles - - - - - <i>Value</i>	—	—	—	—	—	56,126	40,767	54,586	55,784	39,875
TOTAL - - - - -	—	—	—	—	—	1,246,046	1,179,844	879,457	881,308	1,160,836

EXPORTS THERETO.

PRODUCE AND MANUFACTURES OF THE UNITED KINGDOM.

PRINCIPAL AND OTHER ARTICLES.	QUANTITIES.					DECLARED REAL VALUE.				
	1861.	1862.	1863.	1864.	1865.	1861.	1862.	1863.	1864.	1865.
Alkali, Soda - - - Cwts.	62,936	60,968	53,870	43,222	41,772	£ 27,531	£ 27,368	£ 21,830	£ 18,139	£ 17,664
Apparel and Haberdashery - Value	—	—	—	—	—	7,507	5,206	9,374	8,932	10,187
Coals, Cinders, and Culm - Tons	88,844	76,463	73,418	107,269	98,493	43,139	35,464	32,895	53,248	51,550
Copper, Wrought and Unwrought Cwts.	4,859	5,565	5,594	3,533	2,103	21,578	25,070	24,800	15,440	8,837
Cotton Yarn - - - Lbs.	4,815,252	1,574,604	1,389,540	1,477,147	1,652,950	209,027	74,656	129,370	154,903	133,063
Cottons, Entered by the Yard - Yards	18,901,496	12,801,631	12,898,846	9,905,673	12,001,747	283,849	218,291	285,939	243,684	263,314
" " at Value - Value	—	—	—	—	—	7,296	5,847	8,461	7,114	7,710
Drugs and Chemical Products - "	—	—	—	—	—	2,814	3,462	1,802	2,036	1,615
Earthenware and Porcelain - "	—	—	—	—	—	3,300	4,617	6,073	3,621	4,678
Fish: Herrings - - - Barrels	12,409	12,615	22,630	12,459	4,815	12,351	12,826	21,868	12,394	5,136
" Pilchards - - - Hhds.	2,255	2,515	15,529	12,354	6,443	7,961	8,463	36,831	32,823	21,948
Hardwares and Cutlery, Unenumerated - - - Cwts.	3,515	1,217	1,044	1,166	665	12,657	7,362	5,007	6,943	3,656
Iron, Wrought and Unwrought - Tons	12,877	11,293	8,333	9,691	8,859	85,789	88,158	63,780	80,797	67,363
Linen Yarn - - - Lbs.	100,402	140,298	157,889	122,318	99,097	5,799	8,057	10,496	9,034	6,143
Linens, Entered by the Yard - Yards	489,657	708,765	1,119,402	709,778	510,237	14,035	21,782	37,624	28,145	20,394
" " at Value - Value	—	—	—	—	—	5,612	3,339	4,588	6,613	5,257
Machinery: Steam Engines - - - "	—	—	—	—	—	1,224	1,606	898	12,333	2,014
" All Other Sorts - - - "	—	—	—	—	—	38,489	23,397	12,098	12,766	10,723
Oil, Linseed - - - Gallons	391,308	307,292	640,957	707,386	881,328	53,714	44,097	106,498	100,941	119,505
" Unenumerated - - - "	—	162,271	37,639	1,000	7,606	—	26,628	6,261	150	843
Saltpetre - - - Cwts.	2,577	843	109	692	2,671	5,106	1,847	221	1,201	4,065
Silk Manufactures - - - Value	—	—	—	—	—	4,141	1,791	1,907	1,932	1,296
Tin Plates - - - - - "	—	—	—	—	—	13,915	9,046	11,010	8,347	11,026
Woollens, Entered by the Yard (including those formerly entered by the Piece) - Yards	1,333,577	1,054,258	1,218,731	1,293,528	1,118,634	67,355	76,367	71,607	76,285	67,761
" " at Value - Value	—	—	—	—	—	3,709	7,922	3,662	4,081	5,151
All Other Articles - - - "	—	—	—	—	—	30,008	44,389	87,029	29,723	27,498
TOTAL - - - - -	—	—	—	—	—	967,901	787,058	1,001,929	931,625	878,397

FOREIGN AND COLONIAL PRODUCE AND MANUFACTURES.

PRINCIPAL AND OTHER ARTICLES.	QUANTITIES.					COMPUTED REAL VALUE.				
	1861.	1862.	1863.	1864.	1865.	1861.	1862.	1863.	1864.	1865.
Bacon - - - - - Cwts.	—	4,786	15,548	2,429	—	£ —	£ 8,854	£ 22,285	£ 5,182	£ —
Cochineal - - - - - "	137	85	822	156	61	2,051	1,226	13,255	2,748	1,112
Cocoa - - - - - Lbs.	102,057	191,276	97,584	84,572	113,018	2,710	5,181	2,541	2,202	3,295
Coffee - - - - - "	1,348,529	993,486	2,744,155	1,862,198	2,349,969	42,813	35,062	97,604	61,298	72,579
Copper, Unwrought and part Wrought Cwts.	1,508	5,166	2,397	100	460	6,930	22,368	9,973	419	1,906
Cotton, Raw - - - - - "	186,793	41,663	14,413	17,071	6,886	547,007	273,760	128,955	144,667	43,337
Hides, not Tanned - - - - - "	13,814	11,265	11,059	6,347	8,110	51,147	39,140	38,131	23,737	28,518
Indigo - - - - - "	501	125	205	169	312	17,946	4,394	5,759	4,984	9,400
Lard - - - - - "	184	5,982	6,027	10,865	—	488	12,712	11,627	24,491	—
Nitre; viz., Cubic Nitre - - - - - "	1,159	9,798	3,063	204	3,817	753	6,613	2,180	155	2,481
Oil, Cocoa-nut - - - - - "	5,340	4,457	2,643	767	4,182	12,549	11,644	6,222	1,464	9,044
" Palm - - - - - "	5,699	11,726	5,704	324	1,290	12,158	23,354	10,244	545	2,344
" Seed - - - - - Tons	431	247	493	242	137	15,490	7,083	20,890	10,685	4,470
Pepper - - - - - Lbs.	691,236	503,282	354,785	324,990	118,590	11,521	8,388	5,543	4,739	1,730
Rice, not in the Husk - - - - - Cwts.	15,411	1,200	200	700	2	9,953	735	122	396	1
Spirits: Rum - - - - - Proof Gallons	56,705	30,740	7,415	—	3,091	5,576	2,516	589	1,699	265
Sugar, Unrefined - - - - - Cwts.	16,294	1,237	93	19,399	336	20,303	1,670	123	202	359
Tobacco, Unmanufactured - - - - - Lbs.	—	—	2,013,067	—	—	—	—	88,072	—	—
Wax, Bees' - - - - - Cwts.	350	318	196	35	—	2,678	3,084	1,603	296	—
Wool, Sheep and Lamb's - - - - - Lbs.	11,300	18,250	25,485	101,541	13,850	783	1,283	1,727	6,421	1,024
All Other Articles - - - - - Value	—	—	—	—	—	64,902	44,917	40,296	26,917	23,368
TOTAL - - - - -	—	—	—	—	—	827,758	513,984	507,741	323,247	205,233
TOTAL OF BRITISH AND FOREIGN PRODUCE	—	—	—	—	—	1,795,659	1,301,042	1,509,670	1,254,872	1,083,630

IMPORTS THEREFROM.

PRINCIPAL AND OTHER ARTICLES.	QUANTITIES.					COMPUTED REAL VALUE.				
	1861.	1862.	1863.	1864.	1865.	1861.	1862.	1863.	1864.	1865.
Cotton, Raw - - - - - <i>Cwts.</i>	415	2,005	3,080	3,800	9,556	£ 1,864	£ 12,076	£ 30,050	£ 39,246	£ 48,967
Emery Stone - - - - - "	15,540	12,552	22,177	3,786	9,502	7,813	5,493	9,311	1,703	4,047
Fruit: Currants - - - - - "	631,238	678,496	758,739	586,510	690,921	707,284	679,428	810,541	545,380	595,003
" Figs - - - - - "	4,648	9,676	490	3,761	563	4,207	6,985	292	3,160	451
" Raisins - - - - - "	2,244	688	1,217	688	1,036	2,752	877	1,684	1,027	1,433
Madder Root - - - - - "	274	643	6,024	6,919	2,598	582	1,447	9,620	17,561	5,719
Oil, Olive - - - - - <i>Tuns</i>	—	162	6	—	—	—	9,031	333	—	—
Oil or Spirit of Turpentine - <i>Cwts.</i>	—	—	84	6,341	2,300	—	—	287	20,129	7,586
Rosin - - - - - "	—	—	9,568	7,393	6,609	—	—	13,211	11,075	7,695
Skins, Sheep, Undressed - - - <i>No.</i>	—	7,000	74,050	—	700	—	700	7,405	—	70
Sponge - - - - - <i>Lbs.</i>	23,709	31,254	72,613	137,366	140,854	13,425	6,060	8,766	15,660	25,506
Tobacco, Unmanufactured - - - <i>"</i>	762,209	382,629	542,502	388,516	44,049	16,429	7,820	11,971	7,845	881
Turpentine - - - - - <i>Cwts.</i>	—	—	11,587	27,014	16,189	—	—	12,783	35,015	14,709
Valonia - - - - - <i>Tons</i>	2,081	4,205	2,652	1,992	4,170	25,862	54,230	32,642	24,998	59,415
Wine - - - - - <i>Gall.</i>	2,449	6,431	58,029	10,451	42,737	246	643	5,805	1,045	4,241
All Other Articles - - - - - <i>Value</i>	—	—	—	—	—	9,080	12,778	25,734	16,691	19,746
TOTAL - - - - -	—	—	—	—	—	789,544	797,568	980,435	740,535	795,469

EXPORTS THERETO.

PRINCIPAL AND OTHER ARTICLES.	QUANTITIES.					DECLARED REAL VALUE.				
	1861.	1862.	1863.	1864.	1865.	1861.	1862.	1863.	1864.	1865.
Alkali, Soda - - - - - <i>Cwts.</i>	12,683	12,068	19,680	11,152	13,513	£ 5,112	£ 4,973	£ 7,602	£ 4,021	£ 4,950
Apparel and Haberdashery - - - <i>Value</i>	—	—	—	—	—	1,675	2,961	4,820	11,954	14,523
Coals, Cinders, and Culm - - - <i>Tons</i>	29,804	29,752	27,111	22,468	37,853	13,861	14,051	12,959	11,543	21,450
Copper, Wrought and Unwrought <i>Cwts.</i>	1,391	2,126	1,733	3,297	2,408	7,111	10,586	8,943	17,461	11,858
Cotton Yarn - - - - - <i>Lbs.</i>	968,736	183,179	336,998	434,888	984,426	44,347	10,866	26,608	45,627	82,658
Cottons, Entered by the Yard - <i>Yards</i>	8,210,090	5,682,306	6,810,284	7,219,761	12,169,890	117,868	92,620	159,559	192,241	293,387
" " at Value - - - - - <i>Value</i>	—	—	—	—	—	1,115	876	1,414	1,159	2,956
Earthenware and Porcelain - - - <i>"</i>	—	—	—	—	—	1,521	1,229	2,634	4,887	6,480
Gunpowder - - - - - <i>Lbs.</i>	426,331	453,929	480,275	588,750	493,367	12,226	11,993	13,498	15,942	14,087
Hardwares and Cutlery, Unenu- merated - - - - - <i>Cwts.</i>	1,242	928	868	1,509	1,251	4,659	3,440	3,962	7,370	6,043
Iron, Wrought and Unwrought - - <i>Tons</i>	1,771	2,281	2,386	1,783	3,114	13,779	17,848	19,314	18,686	28,816
Linens, Entered by the Yard - <i>Yards</i>	246,200	194,443	282,513	495,738	550,271	7,457	5,710	8,169	16,580	20,076
Sugar, Refined - - - - - <i>Cwts.</i>	647	4,025	3,375	1,050	579	1,633	10,165	7,636	1,506	870
Tin, Unwrought - - - - - <i>"</i>	668	681	312	821	620	3,934	3,918	1,822	4,363	2,496
Tin Plates - - - - - <i>Value</i>	—	—	—	—	—	2,412	1,547	1,864	4,039	2,359
Woolens, Entered by the Yard (including those formerly entered by the Piece) - <i>Yards</i>	294,799	226,092	396,828	456,638	513,721	14,676	18,099	25,153	27,009	32,192
" entered at Value - - - - - <i>Value</i>	—	—	—	—	—	1,022	1,356	1,918	1,562	1,255
All Other Articles - - - - - <i>"</i>	—	—	—	—	—	31,965	35,985	34,116	47,935	35,843
TOTAL - - - - -	—	—	—	—	—	286,393	248,223	341,991	433,887	582,299

FOREIGN AND COLONIAL PRODUCE AND MANUFACTURES.

PRINCIPAL AND OTHER ARTICLES.	QUANTITIES.					COMPUTED REAL VALUE.				
	1861.	1862.	1863.	1864.	1865.	1861.	1862.	1863.	1864.	1865.
Cochineal - - - - - <i>Cwts.</i>	49	29	50	45	74	£ 734	£ 418	£ 806	£ 793	£ 1,349
Coffee - - - - - <i>Lbs.</i>	18,856	554,420	364,895	143,929	102,390	516	16,748	11,956	4,395	3,019
Hides, Untanned - - - - - <i>Cwts.</i>	6,824	6,840	3,050	699	12,433	19,429	21,912	7,569	2,003	34,649
Indigo - - - - - <i>"</i>	47	68	111	49	120	1,684	2,390	3,118	1,445	3,616
Iron, in Bars - - - - - <i>Tons</i>	156	151	233	134	158	1,742	1,657	2,642	1,554	1,793
Olibanum - - - - - <i>Cwts.</i>	462	566	845	658	541	1,078	1,599	2,686	2,207	1,533
Pepper - - - - - <i>Lbs.</i>	36,830	88,424	94,506	73,190	97,891	614	1,474	1,477	1,067	1,428
Rice, not in the Husk - - - - - <i>Cwts.</i>	10,400	8,769	2,160	11,449	4,146	6,717	5,371	1,314	6,488	2,850
Spirits: Rum - - - - - <i>Proof Gallons</i>	36,995	107,299	109,886	61,222	63,396	3,262	8,478	8,218	4,878	5,490
" Mixed in Bond - - - - - <i>"</i>	4,146	11,391	17,549	2,369	79,181	415	1,139	1,755	237	7,918
Tea - - - - - <i>Lbs.</i>	1,419	25,374	2,007	755	1,143	100	2,009	157	57	96
All Other Articles - - - - - <i>Value</i>	—	—	—	—	—	1,512	2,779	5,202	11,700	5,111
TOTAL - - - - -	—	—	—	—	—	37,803	65,974	46,900	36,824	68,852
TOTAL OF BRITISH AND FOREIGN PRODUCE	—	—	—	—	—	324,196	314,197	388,891	470,711	651,151

IMPORTS THEREFROM.

PRINCIPAL AND OTHER ARTICLES.	QUANTITIES.					COMPUTED REAL VALUE.				
	1861.	1862.	1863.	1864.	1865.	1861.	1862.	1863.	1864.	1865.
Corn: Maize or Indian Corn - Cwts.	12,591	3,857	5,873	—	—	£ 4,705	£ 1,328	£ 1,898	—	—
Fruit, Currants - - - - -	156,993	169,402	134,504	154,255	230,909	164,284	167,860	142,742	152,316	193,150
Fustic - - - - - Tons	34	21	—	11	16	248	156	—	72	104
Oil, Olive - - - - - Tons	695	2,951	775	530	1,470	38,620	163,052	43,194	29,749	73,097
Valonia - - - - - Tons	80	64	109	—	—	1,020	832	1,322	—	—
All Other Articles - - - - - Value	—	—	—	—	—	4,280	6,026	3,723	7,122	9,825
TOTAL - - - - -	—	—	—	—	—	213,157	339,254	192,879	189,259	276,176

EXPORTS THERETO.

PRODUCE AND MANUFACTURES OF THE UNITED KINGDOM.										
PRINCIPAL AND OTHER ARTICLES.	QUANTITIES.					DECLARED REAL VALUE.				
	1861.	1862.	1863.	1864.	1865.	1861.	1862.	1863.	1864.	1865.
Alkali, Soda - - - - - Cwts.	5,207	2,729	6,604	5,372	6,068	£ 2,417	£ 1,258	£ 2,710	£ 2,383	£ 2,587
Apparel and Haberdashery - Value	—	—	—	—	—	18,087	17,704	18,510	16,333	13,923
Beer and Ale - - - - - Barrels	426	501	442	263	107	1,807	1,995	1,837	1,034	433
Butter - - - - - Cwts.	519	550	432	156	74	2,360	2,404	1,955	814	403
Coals, Cinders, and Culm - Tons	35,958	36,681	34,438	35,861	26,907	16,324	16,427	14,866	19,130	14,836
Cotton Yarn - - - - - Lbs.	966,104	236,762	445,085	392,010	904,391	39,402	13,135	35,502	38,360	72,122
Cottons, Entered by the Yard - Yards	11,277,684	8,215,234	10,652,246	10,524,522	11,454,136	147,973	127,277	231,541	257,314	249,767
" " at Value - Value	—	—	—	—	—	1,385	2,424	2,202	3,021	4,483
Earthenware and Porcelain - "	—	—	—	—	—	1,424	2,596	1,842	1,490	1,481
Hardwares and Cutlery, Unenumerated - Cwts.	1,055	1,304	1,140	1,155	1,019	4,906	5,662	5,008	5,519	4,540
Iron, Wrought and Unwrought - Tons	352	659	796	291	499	3,154	5,971	5,752	3,436	4,906
Linens, Entered by the Yard - Yards	97,748	111,223	124,863	192,803	171,847	2,653	3,060	4,415	6,244	5,788
" " at Value - Value	—	—	—	—	—	248	538	489	279	956
Paper of all Sorts (including Paper Hangings) - Cwts.	429	585	333	572	393	2,030	2,376	1,527	2,549	1,786
Silk Manufactures - - - - - Value	—	—	—	—	—	1,827	1,018	1,324	803	901
Sugar, Refined - - - - - Cwts.	3,415	12,822	13,252	3,807	10,648	9,190	34,367	29,013	5,799	15,714
Woolens, Entered by the Yard (including those formerly entered by the Piece) - Yards	298,114	262,880	237,470	419,359	336,747	17,360	21,302	16,132	28,182	21,409
" " at Value - Value	—	—	—	—	—	434	1,973	1,683	4,631	1,020
All Other Articles - - - - -	—	—	—	—	—	23,589	20,862	28,810	22,912	19,136
TOTAL - - - - -	—	—	—	—	—	296,570	282,349	405,118	420,333	436,191

FOREIGN AND COLONIAL PRODUCE AND MANUFACTURES.

PRINCIPAL AND OTHER ARTICLES.	QUANTITIES.					COMPUTED REAL VALUE.				
	1861.	1862.	1863.	1864.	1865.	1861.	1862.	1863.	1864.	1865.
Cochineal - - - - - Cwts.	5	23	19	47	53	£ 75	£ 332	£ 306	£ 828	£ 966
Coffee - - - - - Lbs.	329,012	969,330	826,533	268,369	392,072	8,910	29,284	25,867	8,107	11,638
Hides, not Tanned - - - - - Cwts.	1,054	1,376	1,146	364	1,975	3,992	4,854	3,987	1,367	7,398
Indigo - - - - - "	25	96	100	70	35	895	3,374	2,809	2,065	1,055
Iron in Bars - - - - - Tons	172	248	319	372	639	1,916	2,722	3,607	4,314	7,253
Spirits: Rum - - - - - Proof Gallons	61,675	60,879	44,129	34,280	25,168	5,354	4,762	3,478	2,818	2,130
" Mixed in Bond - - - - - "	5,940	6,967	3,854	8,294	18,217	594	697	385	830	1,822
Sugar, Unrefined - - - - - Cwts.	444	1,003	—	—	13	514	1,130	—	—	15
" Refined - - - - - "	621	322	498	1,496	371	1,076	543	838	2,642	573
Tea - - - - - Lbs.	15,436	14,372	6,961	3,449	4,160	1,093	1,138	545	262	347
All Other Articles - - - - - Value	—	—	—	—	—	4,993	5,954	11,091	11,033	6,420
TOTAL - - - - -	—	—	—	—	—	29,412	54,790	52,913	34,266	39,617
TOTAL OF BRITISH AND FOREIGN PRODUCE	—	—	—	—	—	325,982	337,139	458,031	454,599	475,808

IMPORTS THEREFROM.

PRINCIPAL AND OTHER ARTICLES.	QUANTITIES.					COMPUTED REAL VALUE.				
	1861.	1862.	1863.	1864.	1865.	1861.	1862.	1863.	1864.	1865.
Berries, Yellow - - - Cwts.	3,269	5,814	4,675	4,153	4,740	£ 7,269	£ 15,865	£ 13,218	£ 14,276	£ 25,484
Bones of Animals and Fish ex- cept Whalefins - - - } Tons	615	1,738	2,450	3,003	2,460	1,880	9,583	13,439	16,643	14,264
Boxwood - - - - - "	2,382	3,203	3,902	6,027	6,043	23,873	32,436	41,162	61,178	44,576
Corn: Wheat - - - - - Cwts.	412,776	1,215,322	282,655	345,219	386,142	261,540	595,251	126,429	145,190	163,826
„ Barley - - - - - "	670,839	1,127,743	1,189,686	1,043,649	2,076,664	266,862	391,600	379,636	322,064	548,417
„ Maize, or Indian Corn - - - "	2,404,170	1,704,587	4,314,257	3,682,585	3,159,597	896,837	570,151	1,382,907	1,148,803	988,294
„ Other Kinds of Corn and Grain - - - - - } "	(Not computed).			60,350	90,032	9,530	7,282	10,943	21,244	27,505
Cotton, Raw - - - - - "	598	38,797	108,876	151,290	216,362	2,822	221,307	1,020,052	1,560,968	1,237,385
Fruit: Figs - - - - - "	42,964	57,373	48,318	41,857	45,720	83,216	101,483	89,250	90,489	90,373
„ Nuts, Small - - - - - Bushels	4,202	7,617	19,492	15,425	12,255	2,725	4,521	8,673	8,764	6,740
„ Raisins - - - - - Cwts.	142,513	86,360	122,159	90,497	96,629	206,653	115,876	167,505	124,163	134,208
Galls - - - - - "	1,476	1,070	1,411	202	3,221	6,907	5,215	7,007	1,543	25,292
Gum, Tragacanth - - - - - "	789	2,089	941	867	564	8,461	22,104	9,080	7,599	4,683
Iron, Chromate of - - - - - Tons	54	1,460	2,706	2,800	470	400	10,594	21,774	20,059	2,749
Liquorice Juice and Paste - - - Cwts.	15,034	11,678	7,641	21,268	14,016	19,981	21,263	9,931	25,656	14,216
Madder - - - - - "	3,821	9,350	—	—	1,742	8,979	21,168	—	—	4,137
„ Root - - - - - "	175,096	145,751	132,248	107,808	88,269	394,803	328,690	323,359	261,508	197,704
Oil, Olive - - - - - Tuns	144	887	132	274	—	7,868	49,666	7,260	15,134	—
Oil, or Otto, of Roses - - - - - Lbs.	695	1,558	1,275	1,609	962	9,049	18,952	14,810	24,527	14,622
Opium - - - - - "	279,393	212,280	247,109	244,019	394,313	225,273	182,737	228,828	202,636	284,006
Rags and other Materials for making Paper - - - - - } Tons	47	33	793	1,182	386	474	372	13,970	18,018	6,717
Rosin - - - - - Cwts.	—	—	9,763	6,952	1,401	—	—	13,583	10,770	1,518
Scammony - - - - - Lbs.	7,258	7,328	5,325	3,897	3,849	8,028	7,491	5,609	5,642	5,923
Seed: Flax and Linseed - - - - - Qrs.	1,298	16	1,611	2,200	578	3,753	49	4,823	6,384	1,616
„ Millet - - - - - Cwts.	—	18,598	30,718	—	183,287	—	5,826	9,430	—	44,005
Silk, Raw - - - - - Lbs.	87,469	203,117	177,509	192,281	87,490	50,732	138,231	134,639	167,021	91,919
„ Waste, Knubs, and Husks - - - Cwts.	2,380	3,538	2,812	2,989	1,884	37,444	53,491	31,491	37,871	41,696
Skins, Lamb, Undressed - - - - - No.	298,312	204,802	253,885	172,969	110,499	16,948	12,330	12,694	8,650	5,525
„ Sheep, Undressed - - - - - "	33,570	124,357	183,056	208,817	179,517	3,311	11,844	18,306	15,660	14,450
Sponge - - - - - Lbs.	267,091	258,561	287,281	262,038	276,950	89,267	55,451	52,791	33,253	44,447
Stone, Emery Stone - - - - - Cwts.	85,458	6,902	33,964	27,610	3,510	43,593	3,204	14,222	12,287	1,580
Tobacco, Unmanufactured - - - Lbs.	1,956,596	936,964	1,229,710	1,435,748	1,248,951	47,573	25,844	34,746	38,555	28,054
Valonia - - - - - Tons	17,104	25,327	32,595	20,680	14,473	264,458	405,373	458,573	303,559	245,014
Wool, or Hair, Goats' - - - - - Lbs.	3,015,085	3,317,316	2,128,633	3,936,952	5,056,037	413,651	552,648	309,802	542,071	786,915
„ Sheep and Lambs' - - - - - "	1,850,765	3,892,640	4,842,606	5,825,238	4,398,805	70,532	172,713	216,703	268,590	178,097
Woollen Manufactures - - - - - Value	—	—	—	—	—	22,318	19,670	17,838	22,153	29,426
Woollen Rags torn up to be used as Wool - - - - - } Lbs.	142,824	208,208	243,936	1,440,992	497,056	2,384	3,470	4,120	31,492	10,104
All Other Articles - - - - - "	—	—	—	—	—	117,498	67,258	73,317	68,719	57,643
TOTAL - - - - -	—	—	—	—	—	3,636,892	4,261,009	5,301,920	5,663,139	5,423,130

* Accounts of the Trade with "Turkey in Europe," and "Natolia (or Asia Minor) and El Hedjaz," separately, in the Years 1861 to 1865, are given at pages 288 to 291.

EXPORTS THERETO.

PRODUCE AND MANUFACTURES OF THE UNITED KINGDOM.										
PRINCIPAL AND OTHER ARTICLES.	QUANTITIES.					DECLARED REAL VALUE.				
	1861.	1862.	1863.	1864.	1865.	1861.	1862.	1863.	1864.	1865.
						£	£	£	£	£
Apparel and Haberdashery - Value	—	—	—	—	—	25,483	29,158	55,768	87,889	83,975
Beer and Ale - Barrels	1,118	1,064	975	1,971	1,182	5,044	5,576	4,321	9,711	5,121
Butter - Cwts.	332	1,626	4,182	1,106	140	1,208	4,728	13,903	3,680	794
Coals, Cinders, and Culm - Tons	174,751	164,865	167,633	189,928	178,498	82,186	76,423	77,636	95,578	91,985
Copper, Wrought and Unwrought - Cwts.	4,101	10,046	21,254	33,212	16,136	23,375	53,115	108,481	181,954	83,329
Cotton Yarn - Lbs.	8,818,415	5,619,260	6,225,920	6,837,829	8,037,671	407,762	330,500	598,835	810,173	681,185
Cottons, Entered by the Yard - Yards	143,515,776	129,607,222	164,321,869	142,791,423	148,386,369	1,977,365	2,192,730	3,673,715	3,657,914	3,594,068
" at Value - Value	—	—	—	—	—	12,919	20,369	25,943	21,386	17,981
Earthenware and Porcelain - "	—	—	—	—	—	12,316	22,144	27,915	29,996	17,910
Furniture, Cabinet and Upholstery Wares - "	—	—	—	—	—	2,470	2,817	2,827	5,779	1,831
Glass Manufactures - "	—	—	—	—	—	8,139	13,108	19,198	22,698	11,937
Gunpowder - Lbs.	85,830	40,043	18,550	83,257	—	3,309	1,188	520	2,385	—
Hardwares and Cutlery, Unenumerated - Cwts.	5,695	6,982	13,547	16,797	10,869	22,743	27,660	56,065	75,594	47,320
Iron, Wrought and Unwrought - Tons	9,732	18,106	16,414	19,074	29,669	69,429	138,457	157,350	182,192	283,441
Linen Yarn - Lbs.	16,532	33,438	32,918	19,714	42,137	1,100	2,074	2,396	1,384	3,265
Linens, Entered by the Yard - Yards	868,398	1,196,417	1,994,065	2,433,249	2,679,790	21,522	41,907	64,549	81,745	94,303
" at Value - Value	—	—	—	—	—	1,045	2,362	3,501	4,452	8,825
Machinery: Steam Engines - "	—	—	—	—	—	3,145	18,483	6,915	27,993	68,111
" All Other Sorts - "	—	—	—	—	—	12,366	21,525	44,033	74,842	58,250
Painters' Colours, not otherwise described - "	—	—	—	—	—	2,901	5,838	5,014	4,276	4,357
Paper of all Sorts (including Paper Hangings) - Cwts.	3,552	2,798	3,572	3,403	2,564	14,837	12,446	14,233	12,849	10,390
Plate, Plated Ware, Jewellery, and Watches - Value	—	—	—	—	—	4,073	2,984	8,698	7,792	6,019
Silk Manufactures - "	—	—	—	—	—	4,994	4,255	6,349	10,127	6,355
Spirits - Gallons	900	574,988	188,687	321,058	22,649	147	79,214	19,208	33,806	2,634
Sugar, Refined - Cwts.	19,169	15,430	8,249	8,039	14,487	50,972	41,139	17,015	13,668	22,236
Telegraphic Wire, &c. - Value	—	—	—	—	—	—	870	224,526	318	1,816
Tin, Unwrought - Cwts.	6,174	6,508	5,229	6,753	4,421	37,820	37,403	30,297	35,901	21,590
Tin Plates - Value	—	—	—	—	—	16,994	16,752	14,977	26,813	12,916
Woollens, Entered by the Yard (including those formerly entered by the Piece) - Yards	1,144,543	1,726,829	3,459,343	3,476,744	2,525,932	76,988	171,625	272,871	245,890	159,596
" Entered at Value - Value	—	—	—	—	—	5,774	10,629	17,702	11,540	9,711
All Other Articles - "	—	—	—	—	—	79,374	100,282	139,789	197,593	266,579
TOTAL - - - - -	—	—	—	—	—	2,987,800	3,487,761	5,714,550	5,977,918	5,677,830

FOREIGN AND COLONIAL PRODUCE AND MANUFACTURES.										
PRINCIPAL AND OTHER ARTICLES.	QUANTITIES.					COMPUTED REAL VALUE.				
	1861.	1862.	1863.	1864.	1865.	1861.	1862.	1863.	1864.	1865.
						£	£	£	£	£
Arms and Ammunition - Value	—	—	—	—	—	—	170	804	14,038	9,837
Butter - Cwts.	192	2,207	16,400	1,651	249	948	10,483	75,440	8,846	1,263
Cochineal - "	771	1,063	956	1,026	761	11,542	15,329	15,416	18,075	13,880
Coffee - Lbs.	335,695	3,486,090	1,432,776	1,928,182	698,185	9,392	106,434	45,996	58,986	20,806
Cotton Manufactures, Entered at Value - Value	—	—	—	—	—	741	300	260	8,055	528
Indigo - Cwts.	376	1,983	1,389	970	1,085	13,469	69,703	39,019	28,611	32,690
Linen Manufactures, Entered at Value - Value	—	—	—	—	—	—	—	1,370	5,945	15
Olibanum - Cwts.	938	1,894	1,621	1,959	1,033	2,188	5,350	5,153	6,570	2,927
Pepper - Lbs.	750,718	792,146	659,369	457,067	464,617	12,512	13,202	10,302	6,666	6,776
Rice, not in the Husk - Cwts.	21,930	33,668	19,531	53,523	30,396	14,163	20,621	11,882	30,330	20,897
Spirits: Rum - Proof Gallons	15,821	80,199	39,576	71,434	16,810	1,444	6,261	3,078	6,194	1,577
" Mixed in Bond - "	1,931	7,072	79	18,881	56,053	193	707	8	1,888	5,605
Sugar, Unrefined - Cwts.	1,332	1,431	930	683	1,633	1,811	1,722	1,169	894	1,920
" Refined - "	514	6,279	1,122	12,592	1,122	891	10,557	1,888	22,245	1,734
Tea - Lbs.	311,787	1,005,999	460,895	708,563	273,808	22,084	79,641	36,008	53,881	22,817
Tobacco, Unmanufactured - "	71,327	220	227	1,112	—	2,958	10	10	44	—
" Manufactured, and Cigars - "	478	1,597	5,166	2,872	3,652	135	601	550	398	263
Wine - Gallons	2,231	4,012	5,358	3,476	2,474	787	1,297	1,802	1,156	717
All Other Articles - Value	—	—	—	—	—	20,971	33,378	42,733	54,107	47,485
TOTAL - - - - -	—	—	—	—	—	116,229	375,766	292,888	326,929	191,737
TOTAL OF BRITISH AND FOREIGN PRODUCE	—	—	—	—	—	3,104,029	3,863,527	6,007,438	6,304,847	5,869,567

* Accounts of the Trade with "Turkey in Europe," and "Natalia (or Asia Minor) and El Hedjaz," separately, in the Years 1861 to 1865, are given at pages 282 to 285.

TURKEY IN EUROPE.
(EXCLUSIVE OF WALLACHIA AND MOLDAVIA.)

IMPORTS THEREFROM.

PRINCIPAL AND OTHER ARTICLES.	QUANTITIES.					COMPUTED REAL VALUE.				
	1861.	1862.	1863.	1864.	1865.	1861.	1862.	1863.	1864.	1865.
Bones of Animals and Fish (except Whalefins) - - - - - } <i>Tons</i>	233	1,340	1,748	2,306	2,145	£ 1,057	£ 6,900	£ 9,662	£ 12,719	£ 12,470
Boxwood - - - - - " "	2,246	3,203	3,688	5,879	6,000	22,509	32,436	38,906	59,689	44,253
Corn : Wheat - - - - - <i>Cwts.</i>	403,251	1,142,405	277,242	335,335	386,142	256,836	561,852	124,322	141,426	163,826
„ Barley - - - - - " "	637,289	926,532	1,081,164	981,590	2,022,638	254,444	323,200	346,058	304,314	534,729
„ Maize or Indian Corn - - - - - " "	2,282,520	1,606,950	4,270,389	3,680,585	3,157,197	853,604	539,079	1,369,244	1,148,136	987,539
„ Other Kinds of Corn and Grain - - - - - " "	(Not computed.)			46,245	84,703	2,820	1,046	8,359	15,929	25,467
Cotton, Raw - - - - - " "	—	2,720	12,180	19,130	32,466	—	18,787	112,373	194,280	161,081
Fruit : Nuts, Small - - - - - <i>Bushels</i>	3,210	3,936	19,091	6,635	12,255	2,006	2,274	8,474	3,820	6,740
„ Raisins - - - - - <i>Cwts.</i>	9,646	5,221	4,064	2,442	3	13,284	7,082	6,258	3,368	5
Galls - - - - - " "	489	503	366	104	1,076	2,283	2,489	1,804	795	8,593
Gum, Tragacanth - - - - - " "	161	382	134	55	101	1,734	4,101	1,376	479	819
Madder Root - - - - - " "	127	1,209	4,846	1,415	3,631	273	2,660	11,397	3,422	8,352
Oil, Olive - - - - - <i>Tons</i>	—	490	132	274	—	—	27,455	7,260	15,134	—
Oil, or Otto, of Roses - - - - - <i>Lbs.</i>	294	1,163	573	864	686	3,905	14,062	6,667	13,242	10,427
Opium - - - - - " "	35,615	26,506	34,277	13,785	59,150	28,338	22,743	31,468	11,228	42,644
Rags and other Material for making Paper <i>Tons</i>	26	13	632	428	166	279	142	11,006	6,591	2,469
Rosin - - - - - <i>Cwts.</i>	—	—	8,456	4,628	1,289	—	—	11,692	7,311	1,418
Scammony - - - - - <i>Lbs.</i>	1,669	3,505	2,301	1,048	1,833	1,879	3,576	2,411	1,540	2,750
Seed, Flax and Linseed - - - - - <i>Qrs.</i>	1,298	16	1,611	2,122	49	3,753	49	4,823	6,138	146
„ Millet - - - - - <i>Cwts.</i>	—	18,598	30,718	—	182,970	—	5,826	9,430	—	43,923
Silk, Raw - - - - - <i>Lbs.</i>	67,799	202,924	175,234	188,428	83,880	38,962	138,118	132,878	163,310	88,041
„ Waste, Knubs, or Husks - - - - - <i>Cwts.</i>	2,224	3,289	2,176	2,885	1,770	35,037	49,886	24,369	36,404	39,168
Skins, Lamb, Undressed - - - - - <i>No.</i>	248,853	198,901	242,684	152,250	85,634	14,440	11,987	12,134	7,613	4,282
„ Sheep „ - - - - - " "	33,570	112,510	176,294	172,657	122,903	3,311	11,251	17,629	12,949	9,732
Tobacco, Unmanufactured - - - - - <i>Lbs.</i>	1,802,546	935,112	1,152,004	1,085,718	1,248,951	43,891	25,796	32,530	29,650	28,054
Valonia - - - - - <i>Tons</i>	299	170	770	195	604	4,523	2,705	10,932	2,876	10,168
Wool or Hair, Goats' - - - - - <i>Lbs.</i>	2,864,016	3,067,872	1,961,271	3,455,141	4,632,337	392,673	510,939	285,943	474,679	720,946
„ Sheep and Lambs' - - - - - " "	1,210,291	2,154,028	3,516,295	4,146,258	3,286,499	45,366	93,312	156,774	190,900	132,221
Woollen Rags, torn up, to be used as Wool <i>Tons</i>	—	104,608	154,784	1,260,224	448,896	—	1,744	2,865	27,634	9,072
All Other Articles - - - - - <i>Value</i>	—	—	—	—	—	76,173	39,385	43,714	65,703	49,565
TOTAL - - - - -	—	—	—	—	—	2,103,380	2,460,882	2,842,758	2,961,279	3,149,000

EXPORTS THERETO.

PRODUCE AND MANUFACTURES OF THE UNITED KINGDOM.

PRINCIPAL AND OTHER ARTICLES.	QUANTITIES.					DECLARED REAL VALUE.				
	1861.	1862.	1863.	1864.	1865.	1861.	1862.	1863.	1864.	1865.
Apparel and Haberdashery - - - Value	—	—	—	—	—	£ 17,120	£ 22,586	£ 40,959	£ 57,600	£ 66,415
Coals, Cinders, and Culm - - - Tons	150,815	131,536	138,028	148,814	144,752	70,908	60,558	62,881	72,960	73,391
Copper, Wrought and Unwrought - - Cwts.	3,227	8,192	17,183	28,748	14,669	19,113	43,435	87,482	156,980	75,956
Cotton Yarn - - - Lbs.	6,954,823	4,060,436	4,713,800	5,545,733	6,863,393	321,940	240,124	445,651	657,435	577,559
Cottons, Entered by the Yard - - - Yards	122,731,511	106,574,813	132,537,604	118,193,100	135,058,466	1,719,803	1,843,681	3,035,727	3,090,826	3,312,747
" " at Value - - - Value	—	—	—	—	—	9,257	14,003	16,381	16,013	13,127
Earthenware and Porcelain - - - "	—	—	—	—	—	8,291	17,618	18,243	19,405	14,647
Glass Manufactures - - - "	—	—	—	—	—	6,805	10,415	16,523	19,855	10,543
Hardwares and Cutlery, Unenumerated Cwts.	4,307	5,180	10,616	13,115	8,947	17,202	20,401	43,359	59,870	39,340
Iron, Wrought and Unwrought - - - Tons	5,508	13,434	10,949	12,925	15,006	42,833	105,212	112,507	119,299	139,125
Linens, Entered by the Yard - - - Yards	574,787	885,385	1,509,765	1,877,684	2,348,398	14,317	33,446	49,902	64,336	81,861
" " at Value - - - Value	—	—	—	—	—	444	1,861	1,874	2,649	5,849
Machinery and Millwork - - - "	—	—	—	—	—	14,299	33,373	32,523	46,599	96,084
Spirits - - - Gallons	900	574,988	187,229	280,507	20,268	147	79,214	19,090	29,948	2,330
Sugar, Refined - - - Cwts.	17,901	10,695	5,148	6,586	12,060	47,611	27,727	11,160	11,334	18,581
Tin, Unwrought - - - "	5,263	5,249	4,456	5,327	3,869	32,255	30,155	25,878	28,352	18,951
" Plates - - - Value	—	—	—	—	—	13,992	13,884	12,609	22,649	11,063
Woollens, Entered by the Yard (In- cluding those formerly entered by the Piece) - - - Yards	896,524	1,414,546	2,664,046	2,830,525	2,128,482	63,204	147,304	233,007	202,527	136,239
" Entered at Value - - - Value	—	—	—	—	—	4,432	7,847	11,777	9,436	8,219
All Other Articles - - - "	—	—	—	—	—	96,463	109,536	150,353	193,149	259,704
TOTAL - - - -	—	—	—	—	—	2,520,436	2,862,380	4,427,886	4,881,222	4,961,731

FOREIGN AND COLONIAL PRODUCE AND MANUFACTURES.

PRINCIPAL AND OTHER ARTICLES	QUANTITIES.					COMPUTED REAL VALUE.				
	1861.	1862.	1863.	1864.	1865.	1861.	1862.	1863.	1864.	1865.
Arms and Ammunition - - - Value	—	—	—	—	—	£ —	£ —	£ 744	£ 13,558	£ 7,907
Butter - - - Cwts.	192	2,207	15,603	1,597	29	948	10,483	71,774	8,557	147
Cassia Lignea and Cassia Vera - - - Lbs.	24,384	51,238	61,562	44,869	37,169	965	2,104	2,398	1,729	1,433
Cochineal - - - Cwts.	699	999	823	898	724	10,464	14,406	13,271	15,820	13,204
Coffee - - - Lbs.	240,004	2,225,941	1,299,344	1,501,676	634,606	6,799	68,335	41,548	45,990	18,951
Cotton Manufactures, Entered at Value Value	—	—	—	—	—	741	300	210	7,955	480
Indigo - - - Cwts.	331	1,732	1,188	907	977	11,857	60,880	33,373	26,753	29,436
Linen Manufactures; viz., Sails and Sail Cloth - - - Sq. Yards	150,000	49,000	75,220	—	—	7,500	2,450	3,761	—	—
" Entered at Value - - - Value	—	—	—	—	—	—	—	1,370	5,630	15
Olibanum - - - Cwts.	898	1,416	1,380	1,856	1,033	2,095	4,000	4,387	6,225	2,927
Pepper - - - Lbs.	632,346	618,020	556,694	376,659	360,599	10,539	10,300	8,698	5,493	5,259
Rice, not in the Husk - - - Cwts.	19,212	29,160	18,757	44,839	28,757	12,408	17,860	11,411	25,409	19,770
Silk, Raw - - - Lbs.	1,442	316	2,200	—	—	1,274	300	2,237	—	—
Spirits: Rum - - - Proof Gallons	15,821	74,810	29,589	55,252	16,810	1,444	5,857	2,261	4,931	1,577
" Mixed in Bond - - - "	1,931	7,072	79	16,919	56,053	193	707	8	1,692	5,605
Sugar, Unrefined - - - Cwts.	1,230	1,431	896	657	1,633	1,684	1,722	1,125	854	1,920
" Refined - - - "	514	6,054	1,119	9,482	1,132	891	10,178	1,883	16,751	1,734
Tea - - - Lbs.	297,465	970,205	400,609	693,511	267,848	21,070	76,807	31,298	52,736	22,320
Wine - - - Gallons	1,929	3,531	4,492	2,216	2,248	682	1,143	1,513	751	654
All Other Articles - - - Value	—	—	—	—	—	10,146	23,765	27,096	34,030	37,993
TOTAL - - - -	—	—	—	—	—	101,700	311,597	260,366	274,864	171,337
TOTAL OF BRITISH AND FOREIGN PRODUCE	—	—	—	—	—	2,622,136	3,173,977	4,688,252	5,156,086	5,133,068

TURKEY IN ASIA.
(NATOLIA OR ASIA MINOR AND EL HEDJAZ, AND TURKISH
PORTS ON THE EUPHRATES OR PERSIAN GULF.)

YEARS 1861 TO 1865.

IMPORTS THEREFROM.

PRINCIPAL AND OTHER ARTICLES.	QUANTITIES.					COMPUTED REAL VALUE.				
	1861.	1862.	1863.	1864.	1865.	1861.	1862.	1863.	1864.	1865.
						£	£	£	£	£
Berries, Yellow - - - Cwts.	2,955	4,614	2,981	3,160	3,081	6,604	12,872	8,543	10,872	15,971
Corn : Wheat - - - "	6,448	72,917	5,412	9,884	—	3,248	33,399	2,107	3,764	—
" Barley - - - "	33,550	201,211	108,521	62,059	54,026	12,418	68,400	33,578	17,750	13,688
" Maize or Indian Corn - - "	121,650	97,637	43,869	2,000	2,400	43,233	31,072	13,673	667	755
" Other Kinds of Corn and Grain "	(Not computed.)			14,105	5,329	6,710	6,236	2,584	5,315	2,038
Cotton, Raw - - - "	—	36,077	96,696	132,160	183,896	—	202,520	907,679	1,366,688	1,076,304
Fruit : Figs - - - "	42,713	57,100	48,090	41,852	45,712	82,740	101,011	88,841	90,481	90,357
" Raisins - - - "	132,867	81,139	118,095	88,055	96,626	193,369	108,794	161,247	120,795	134,203
Galls - - - "	987	567	1,045	98	2,145	4,624	2,726	5,203	748	16,699
Gum, Tragacanth - - - "	628	1,707	807	812	463	6,727	18,003	7,704	7,120	3,864
Iron, Chromate of - - - Tons	54	1,293	2,649	1,669	470	400	9,024	21,224	11,586	2,749
Liquorice Juice and Paste - - Cwts.	15,034	11,678	7,641	21,062	14,016	19,981	21,263	9,931	25,450	14,216
Madder - - - "	—	9,350	—	—	1,742	—	21,168	—	—	4,137
" Root - - - "	174,969	144,542	127,402	106,393	84,638	394,530	326,030	311,962	258,086	189,352
Oil, Olive - - - Tuns	144	397	—	—	—	7,868	22,211	—	—	—
Oil, or Otto, of Roses - - - Lbs.	401	395	702	745	276	5,144	4,890	8,143	11,285	4,195
Opium - - - "	243,778	185,774	212,832	230,234	335,163	196,935	159,994	197,360	191,408	241,362
Rags and other Materials for making Paper Tons	21	20	161	754	220	195	230	2,964	11,427	4,248
Scammony - - - Lbs.	5,589	3,823	3,024	2,849	2,016	6,149	3,915	3,198	4,102	3,173
Silk, Raw - - - "	19,670	193	2,275	3,853	3,610	11,770	113	1,761	3,711	3,878
" Waste, Knubs, and Husks - Cwts.	156	249	636	104	114	2,407	3,605	7,122	1,467	2,528
Sponge - - - Lbs.	251,789	254,093	253,652	256,749	261,046	86,631	54,999	46,625	31,851	43,447
Stone, Emery Stones - - - Cwts.	85,458	6,502	33,964	27,610	3,510	43,593	3,024	14,222	12,287	1,580
Tobacco, Unmanufactured - - - Lbs.	136,168	1,852	77,705	350,030	—	3,254	48	2,216	8,905	—
Valonia - - - Tons	16,805	25,157	31,825	20,485	13,869	259,935	402,668	447,641	300,683	234,846
Wool or Hair, Goats' - - - Lbs.	150,797	249,444	167,362	481,811	423,700	20,942	41,709	23,859	67,392	65,969
" Sheep and Lambs' - - - "	640,474	1,738,612	1,326,311	1,678,980	1,112,306	25,166	79,401	59,929	77,690	45,876
Woollen Manufactures :										
Carpets and Rugs - - - Sq. Yards	37,370	36,006	41,653	43,337	52,095	20,904	18,160	17,298	21,667	28,845
Unenumerated - - - Value	—	—	—	—	—	330	365	20	125	—
All Other Articles - - - "	—	—	—	—	—	62,742	42,277	52,528	38,538	29,850
TOTAL - - -	—	—	—	—	—	1,528,549	1,800,127	2,459,162	2,701,860	2,274,130

YEARS 1861 to 1865.

TURKEY IN ASIA.
(NATOLIA OR ASIA MINOR AND EL HEDJAZ, AND TURKISH
PORTS ON THE EUPHRATES OR PERSIAN GULF)—(Cont^d).

EXPORTS THERETO.

PRODUCE AND MANUFACTURES OF THE UNITED KINGDOM.										
PRINCIPAL AND OTHER ARTICLES.	QUANTITIES.					DECLARED REAL VALUE.				
	1861.	1862.	1863.	1864.	1865.	1861.	1862.	1863.	1864.	1865.
Apparel and Haberdashery - - - <i>Value</i>	—	—	—	—	—	£	£	£	£	£
Coals, Cinders, and Culm - - - <i>Tons</i>	23,936	33,329	29,605	41,114	33,746	11,278	15,865	14,755	22,618	17,560
Copper, Wrought and Unwrought - - <i>Cwts.</i>	874	1,864	4,071	4,464	1,467	4,262	9,680	20,999	24,974	19,594
Cotton Yarn - - - <i>Lbs.</i>	1,863,592	1,558,824	1,512,120	1,292,086	1,174,278	85,822	90,376	153,184	152,738	7,373
Cottons, Entered by the Yard - - - <i>Yards</i>	20,784,265	23,032,409	31,784,264	24,598,323	13,327,903	257,562	349,049	637,988	567,088	103,626
" " at Value - - - <i>Value</i>	—	—	—	—	—	3,662	6,366	9,562	5,373	4,854
Earthenware and Porcelain - - - <i>"</i>	—	—	—	—	—	4,025	4,526	9,672	10,591	3,263
Iron, Wrought and Unwrought - - - <i>Tons</i>	4,224	4,672	4,465	6,149	14,663	26,596	33,245	44,843	62,893	144,316
Linens, Entered by the Yard - - - <i>Yards</i>	293,611	311,032	484,300	555,565	331,392	7,205	8,461	14,647	17,409	12,442
" " at Value - - - <i>Value</i>	—	—	—	—	—	601	501	1,627	1,803	2,976
Paper of all Sorts (including Paper } <i>Cwts.</i>	1,629	1,589	2,105	2,163	1,019	6,901	6,718	8,488	8,542	3,943
Hangings) - - - - -	—	—	—	—	—	—	—	—	—	—
Sugar, Refined - - - - - <i>"</i>	1,268	4,735	3,101	1,453	2,427	3,361	13,412	5,855	2,334	3,655
Telegraph Wire and Apparatus - - <i>Value</i>	—	—	—	—	—	—	—	224,193	—	84
Tin, Unwrought - - - - - <i>Cwts.</i>	911	1,259	773	1,426	552	5,565	7,248	4,419	7,549	2,639
Plates - - - - - <i>Value</i>	—	—	—	—	—	3,002	2,868	2,368	4,164	1,850
Woollens, Entered by the Yard (in- } <i>Yards</i>	248,019	312,273	795,297	646,219	397,450	13,784	24,321	39,864	43,363	23,357
cluding those formerly } entered by the Piece) - - -	—	—	—	—	—	—	—	—	—	—
Entered at Value - - - <i>Value</i>	—	—	—	—	—	1,342	2,782	5,925	2,104	1,492
All Other Articles - - - - - <i>"</i>	—	—	—	—	—	24,033	43,391	73,466	133,352	82,754
TOTAL - - - - -	—	—	—	—	—	467,364	625,381	1,286,664	1,096,696	716,099

FOREIGN AND COLONIAL PRODUCE AND MANUFACTURES.										
PRINCIPAL AND OTHER ARTICLES.	QUANTITIES.					COMPUTED REAL VALUE.				
	1861.	1862.	1863.	1864.	1865.	1861.	1862.	1863.	1864.	1865.
Butter - - - - - <i>Cwts.</i>	—	—	797	54	220	£	£	£	£	£
Cochineal - - - - - <i>"</i>	72	64	133	128	37	1,078	923	2,145	2,255	1,116
Coffee - - - - - <i>Lbs.</i>	95,691	1,260,149	133,432	426,506	63,579	2,593	38,099	4,448	12,996	676
Indigo - - - - - <i>Cwts.</i>	45	251	201	63	108	1,612	8,823	5,646	1,858	3,254
Iron Bars, Unwrought - - - <i>Tons</i>	—	78	207	275	64	—	853	2,346	3,199	726
Olibanum - - - - - <i>Cwts.</i>	—	478	241	103	—	—	1,350	766	345	—
Opium - - - - - <i>Lbs.</i>	—	—	2,224	3,414	624	—	—	2,029	2,817	447
Pepper - - - - - <i>"</i>	118,372	174,126	102,675	80,408	104,018	1,973	2,902	1,604	1,173	1,517
Rice, not in the Husk - - - <i>Cwts.</i>	2,718	4,508	774	8,684	1,639	1,755	2,761	471	4,921	1,127
Spirits: Rum - - - - - <i>Proof Gallons</i>	—	5,389	9,987	16,182	—	—	404	817	1,263	—
Sugar, Refined - - - - - <i>Cwts.</i>	—	225	3	3,110	—	—	379	5	5,494	—
Tea - - - - - <i>Lbs.</i>	14,322	35,794	60,286	15,052	5,960	1,014	2,834	4,710	1,145	497
Tobacco, Unmanufactured - - <i>"</i>	66,418	—	—	1,112	—	2,787	—	—	44	—
Wine - - - - - <i>Gallons</i>	326	481	866	1,260	226	114	154	289	405	63
All Other Articles - - - - - <i>Value</i>	—	—	—	—	—	1,612	4,687	3,586	13,871	9,122
TOTAL - - - - -	—	—	—	—	—	14,538	64,169	32,528	52,065	20,400
TOTAL OF BRITISH AND FOREIGN PRODUCE -	—	—	—	—	—	481,902	689,550	1,319,192	1,148,761	736,499

TURKISH POSSESSIONS.
(WALLACHIA AND MOLDAVIA.)

YEARS 1861 to 1865.

WALLACHIA AND MOLDAVIA.
IMPORTS THEREFROM.

PRINCIPAL AND OTHER ARTICLES.	QUANTITIES.					COMPUTED REAL VALUE.				
	1861.	1862.	1863.	1864.	1865.	1861.	1862.	1863.	1864.	1865.
						£	£	£	£	£
Corn: Wheat - - - Cwts.	591,491	474,972	132,526	127,908	188,043	313,754	235,148	56,720	54,704	71,051
" Barley - - - - - "	629,929	441,479	231,982	259,984	253,827	235,548	153,013	75,398	80,932	65,990
" Maize or Indian Corn - - - "	1,330,384	536,751	1,466,173	629,210	538,251	497,208	179,768	466,162	200,809	171,352
" Other Kinds of Corn and Grain - - - "	(Not computed.)				28,675	45,548	4,669	6	51	9,629
Petroleum - - - - - Tuns	—	—	—	311	548	—	—	—	5,231	10,048
Seed: Linseed and Flaxseed - - - Qrs.	1,632	1,726	2,525	2,472	3,549	4,529	5,294	8,230	7,076	9,760
" Millet - - - - - Cwts.	55,430	59,511	32,310	49,238	23,456	19,400	16,613	9,607	14,764	5,503
" Rape - - - - - Qrs.	11,863	11,705	3,892	1,442	50	37,768	39,882	13,609	4,184	148
All Other Articles - - - - - Value	—	—	—	—	—	10,414	3,800	4,961	4,278	535
TOTAL - - - - -	—	—	—	—	—	1,123,290	633,524	634,738	381,607	348,381

EXPORTS THERETO.

PRODUCE AND MANUFACTURES OF THE UNITED KINGDOM.										
PRINCIPAL AND OTHER ARTICLES.	QUANTITIES.					DECLARED REAL VALUE.				
	1861.	1862.	1863.	1864.	1865.	1861.	1862.	1863.	1864.	1865.
						£	£	£	£	£
Coals, Cinders, and Culm - - - Tons	10,553	16,673	6,907	13,014	13,427	5,909	8,923	3,589	6,645	7,035
Cotton Yarn - - - - - Lbs.	609,367	525,032	53,760	19,060	25,852	26,003	30,660	4,849	2,260	2,747
Cottons, Entered by the Yard - - - Yards	4,185,590	1,384,759	1,839,197	1,573,216	1,645,980	54,972	23,554	37,931	42,188	35,697
" " at Value - - - - - Value	—	—	—	—	—	51	150	—	458	1,311
Earthenware and Porcelain - - - "	—	—	—	—	—	2,818	5,030	6,018	9,578	6,190
Hardwares and Cutlery, Unenumerated - - - - - Cwts.	1,875	814	1,546	1,548	1,725	3,978	2,490	4,093	4,301	4,320
Iron, Wrought and Unwrought - - - Tons	3,004	5,476	5,967	4,176	6,633	24,264	38,993	45,404	42,072	55,026
Machinery and Millwork - - - - - Value	—	—	—	—	—	4,002	4,705	9,604	8,808	9,800
Sugar, Refined - - - - - Cwts.	4,718	4,821	2,500	994	188	12,547	12,865	5,869	1,500	286
Tin, Unwrought - - - - - "	377	997	355	364	330	2,248	5,897	2,086	2,057	1,583
" Plates - - - - - Value	—	—	—	—	—	8,724	12,759	10,128	15,972	20,776
Woolens, Entered by the Yard (including those formerly entered by the Piece) - - - Yards	23,517	27,086	88,339	30,105	86,662	1,752	2,495	6,112	2,401	5,524
" Entered at Value - - - - - Value	—	—	—	—	—	—	546	63	5	—
All Other Articles - - - - - "	—	—	—	—	—	15,338	19,481	22,134	21,217	11,943
TOTAL - - - - -	—	—	—	—	—	162,606	168,548	157,880	159,462	162,238

FOREIGN AND COLONIAL PRODUCE AND MANUFACTURES.

PRINCIPAL AND OTHER ARTICLES.	QUANTITIES.					COMPUTED REAL VALUE.				
	1861.	1862.	1863.	1864.	1865.	1861.	1862.	1863.	1864.	1865.
						£	£	£	£	£
Cochineal - - - - - Cwts.	47	97	50	14	41	704	1,399	806	247	748
Coffee - - - - - Lbs.	357,876	690,449	345,488	535,975	431,582	10,872	22,929	11,734	17,031	14,145
Indigo - - - - - Cwts.	15	50	29	21	38	537	1,757	815	619	1,145
Pepper - - - - - Lbs.	206,726	307,819	179,288	187,895	258,351	3,445	5,130	2,801	2,740	3,768
Rice, not in the Husk - - - - - Cwts.	10,666	12,388	2,386	6,692	10,638	6,889	7,588	1,451	3,792	7,314
Spirits: Rum - - - - - Proof Gallons	24,789	53,974	6,609	16,641	36,721	2,349	4,273	514	1,447	3,173
Sugar, Refined - - - - - Cwts.	2	2	431	767	59	4	3	725	1,355	91
Tea - - - - - Lbs.	52,568	57,020	15,173	27,155	32,252	3,724	4,514	1,185	2,065	2,688
All Other Articles - - - - - Value	—	—	—	—	—	5,245	4,290	4,892	8,241	5,836
TOTAL - - - - -	—	—	—	—	—	33,769	51,883	24,923	37,537	38,908
TOTAL OF BRITISH AND FOREIGN PRODUCE	—	—	—	—	—	196,375	220,431	182,803	196,999	201,146

YEARS 1861 TO 1865.

TURKISH POSSESSIONS (Cont^d).
(SYRIA AND PALESTINE.)

SYRIA AND PALESTINE.

IMPORTS THEREFROM.

PRINCIPAL AND OTHER ARTICLES.	QUANTITIES.					COMPUTED REAL VALUE.				
	1861.	1862.	1863.	1864.	1865.	1861.	1862.	1863.	1864.	1865.
Bones of Animals and Fish (except Whalefins) - } <i>Tons</i>	414	—	503	214	298	£ 2,086	—	£ 2,639	£ 1,238	£ 1,711
Corn: Wheat - - - - - } <i>Cwts.</i>	35	69,117	338	9,867	—	17	27,105	132	3,757	—
" Barley - - - - - } "	4	38,059	134,607	42,846	—	1	11,938	40,209	12,297	—
Cotton, Raw - - - - - } "	35	2,415	1,418	17,944	6,771	194	15,956	12,156	184,910	39,326
Galls - - - - - } "	9,041	3,021	4,799	727	1,151	41,896	14,674	23,436	6,302	10,233
Gum, Tragacanth - - - - } "	44	579	67	—	—	484	5,942	696	—	—
Madder Root - - - - - } "	5,439	3,344	2,701	4,211	659	12,026	7,723	6,585	10,506	1,515
Rags and other Materials for making Paper - - - - - } <i>Tons</i>	28	72	386	397	169	277	982	5,463	6,228	3,608
Scammony - - - - - } <i>Lbs.</i>	4,537	3,400	5,128	9,449	4,764	4,934	3,473	5,433	13,599	7,205
Seeds, Dari - - - - - } <i>Cwts.</i>	—	70,715	55,825	23,754	—	—	23,211	16,934	6,631	—
Silk, Raw - - - - - } <i>Lbs.</i>	259	2,375	600	1,567	5,447	139	1,569	608	1,269	5,934
Tobacco, Unmanufactured - - } "	13,260	97,189	78,466	26,412	37,718	346	2,643	2,242	751	811
Wool, Sheep and Lambs' - - - } "	149,538	181,955	82,798	206,139	22,477	6,409	7,857	3,562	9,671	891
All Other Articles - - - - - } <i>Value</i>	—	—	—	—	—	8,616	3,162	1,778	4,410	3,008
TOTAL - - - - -	—	—	—	—	—	77,425	126,242	121,873	261,569	74,242

EXPORTS THERETO.

PRODUCE AND MANUFACTURES OF THE UNITED KINGDOM.

PRINCIPAL AND OTHER ARTICLES.	QUANTITIES.					DECLARED REAL VALUE.				
	1861.	1862.	1863.	1864.	1865.	1861.	1862.	1863.	1864.	1865.
Apparel and Haberdashery - - } <i>Value</i>	—	—	—	—	—	£ 2,496	£ 2,103	£ 2,987	£ 7,041	£ 12,188
Coals, Cinders, and Culm - - } <i>Tons</i>	18,529	10,610	13,685	9,815	14,358	8,282	4,832	6,380	4,878	8,012
Copper, Wrought and Unwrought - } <i>Cwts.</i>	2,508	3,631	9,296	8,245	19,173	13,214	18,964	47,574	44,062	96,954
Cotton Yarn - - - - - } <i>Lbs.</i>	948,277	397,914	456,603	555,730	743,520	46,771	25,744	47,751	67,151	67,333
Cottons, Entered by the Yard - } <i>Yards</i>	71,142,561	39,779,412	57,996,674	52,689,359	46,514,911	769,188	495,147	857,120	1,138,312	1,063,511
" at Value - - - - - } <i>Value</i>	—	—	—	—	—	1,053	2,065	1,847	1,453	1,527
Earthenware and Porcelain - - } "	—	—	—	—	—	725	921	4,011	3,598	3,341
Hardwares and Cutlery, Unenu- merated - - - - - } <i>Cwts.</i>	732	522	1,484	1,296	1,352	2,525	1,801	4,937	5,169	6,558
Iron, Wrought and Unwrought - - } <i>Tons</i>	514	1,404	2,151	1,073	1,758	5,063	10,921	15,012	12,340	13,747
Tin, Unwrought - - - - - } "	1,071	1,140	735	1,169	1,217	6,545	6,517	4,160	6,258	5,796
" Plates - - - - - } <i>Value</i>	—	—	—	—	—	2,365	1,138	1,373	1,512	2,871
Woolens, Entered by the Yard } <i>Yards</i>	90,538	69,150	134,045	228,561	397,196	3,679	5,855	7,100	13,591	18,936
(including those formerly entered by the Piece) - - } <i>Value</i>	—	—	—	—	—	211	343	1,907	957	775
Entered at Value - - - - - } <i>Value</i>	—	—	—	—	—	13,918	12,205	24,403	60,286	33,353
All Other Articles - - - - - } "	—	—	—	—	—	—	—	—	—	—
TOTAL - - - - -	—	—	—	—	—	876,035	588,556	1,026,562	1,366,608	1,334,902

FOREIGN AND COLONIAL PRODUCE AND MANUFACTURES.

PRINCIPAL AND OTHER ARTICLES.	QUANTITIES.					COMPUTED REAL VALUE.				
	1861.	1862.	1863.	1864.	1865.	1861.	1862.	1863.	1864.	1865.
Cochineal - - - - - } <i>Cwts.</i>	25	35	37	10	7	£ 374	£ 505	£ 597	£ 176	£ 128
Coffee - - - - - } <i>Lbs.</i>	23,126	79,068	16,658	33,803	46,242	626	2,388	521	1,021	1,349
Indigo - - - - - } <i>Cwts.</i>	14	125	75	37	108	501	4,394	2,107	1,091	3,254
Pepper - - - - - } <i>Lbs.</i>	153,725	165,273	150,317	156,095	377,630	2,562	2,755	2,349	2,276	5,507
Rice, not in the Husk - - - } <i>Cwts.</i>	1,962	501	3,860	26,780	6,981	1,267	307	2,348	15,175	4,800
Silk, Raw - - - - - } <i>Lbs.</i>	—	—	17,276	1,844	—	—	—	17,564	2,067	—
All Other Articles - - - - - } <i>Value</i>	—	—	—	—	—	3,179	4,608	2,862	8,696	3,236
TOTAL - - - - -	—	—	—	—	—	8,509	14,957	28,348	30,502	18,274
TOTAL OF BRITISH AND FOREIGN PRODUCE	—	—	—	—	—	884,544	603,513	1,054,910	1,397,110	1,353,176

EGYPT.
(PORTS ON THE MEDITERRANEAN
AND THE RED SEA.)

EGYPTIAN PORTS ON THE MEDITERRANEAN AND THE RED SEA.

IMPORTS THEREFROM.

PRINCIPAL AND OTHER ARTICLES.	QUANTITIES.					COMPUTED REAL VALUE.				
	1861.	1862.	1863.	1864.	1865.	1861.	1862.	1863.	1864.	1865.
						£	£	£	£	£
Coffee - - - - - <i>Lbs.</i>	597,714	371,605	131,366	24,827	80,892	24,107	14,665	5,072	931	3,019
Corn: Wheat - - - - - <i>Cwts.</i>	1,472,514	3,289,156	2,319,590	366,868	10,063	675,588	1,315,828	900,577	153,328	4,067
„ Barley - - - - - „	313,671	491,750	426,525	32,599	—	115,105	166,671	130,333	10,307	—
„ Beans - - - - - „	1,606,329	1,466,160	1,368,373	281,241	—	646,987	514,650	480,464	99,171	—
„ Maize or Indian Corn - - - - - „	266,049	235,693	431,494	9,238	—	95,571	72,998	135,653	2,962	—
Cotton, Raw - - - - - „	365,108	526,897	835,289	1,120,479	1,578,912	1,546,898	3,723,440	8,841,557	14,300,507	13,906,641
Flax, Dressed - - - - - „	2,647	2,855	1,937	1,237	—	6,581	7,929	5,502	4,095	—
„ Rough or Undressed - - - - - „	15,641	18,217	12,187	3,580	112	25,315	33,601	27,840	8,886	202
Gum, Arabic - - - - - „	33,236	40,028	47,938	28,679	23,108	58,117	78,796	110,250	88,786	84,446
„ Gedda - - - - - „	6,268	14,793	6,944	1,168	1,624	8,398	19,231	9,492	2,235	3,773
Hair or Wool, Goats', Manufactures of - <i>Value</i>	—	—	—	—	—	337,103	380,987	258,043	209,928	198,763
Indigo - - - - - <i>Cwts.</i>	3	569	651	106	62	115	17,978	13,280	2,380	1,211
Jewels, Precious Stones (except Diamonds), Unset <i>Value</i>	—	—	—	—	—	13,947	4,270	21,620	8,780	4,300
Musk - - - - - <i>Ounces</i>	30,642	16,357	10,350	22,543	9,437	42,771	19,684	12,566	27,313	12,086
Opium - - - - - <i>Lbs.</i>	2,584	6,831	4,632	4,479	1,815	1,162	3,717	2,289	2,745	1,176
Pearls - - - - - <i>Value</i>	—	—	—	—	—	68,220	68,100	47,660	17,200	12,100
Rags and other Materials for making Paper - <i>Tons</i>	3,094	4,640	2,633	1,774	845	33,916	53,728	35,538	26,436	13,626
Seed: Lentils - - - - - <i>Bushels</i>	134,461	316,526	291,550	63,548	—	26,891	63,304	58,310	14,762	—
„ Linseed and Flaxseed - - - - - <i>Qrs.</i>	10,967	10,153	2,173	2,491	1,280	26,398	28,786	6,858	7,555	3,392
„ Cotton - - - - - <i>Tons</i>	19,375	33,059	61,718	84,018	113,701	147,249	276,051	499,456	615,078	828,208
Senna - - - - - <i>Lbs.</i>	336,252	239,732	251,028	38,601	4,035	7,194	4,248	4,325	594	92
Silk, Raw * - - - - - „	4,899,521	5,434,785	4,779,543	3,401,116	5,054,354	4,224,565	5,009,361	4,637,455	3,715,132	6,402,321
Silks of India :										
Corahs, Choppas, Bandannas, and Tussore Cloths and other Silk Handkerchiefs - } <i>Pieces</i>	22,080	19,935	14,462	21,045	11,730	19,965	18,483	13,953	21,010	11,830
Crape Shawls, Scarfs, and Handkerchiefs ; and Crape in Pieces - - - - - } <i>Lbs.</i>	10,252	6,598	9,779	13,626	18,368	23,284	14,667	25,413	26,399	48,912
Pongees and Pongee Handkerchiefs - <i>Pieces</i>	4,392	8,584	4,167	2,025	2,240	4,074	6,979	4,079	1,364	3,074
Manufactures of other Sorts - - - - - <i>Value</i>	—	—	—	—	—	10,967	6,030	4,712	4,818	16,693
Teeth, Elephants' - - - - - <i>Cwts.</i>	1,049	2,459	1,244	2,356	666	28,685	56,489	34,370	75,042	21,307
Tortoiseshell or Turtlesell, Unmanufactured - <i>Lbs.</i>	1,927	958	5,536	2,477	1,194	1,474	671	3,513	1,233	645
Wool, Sheep and Lambs' - - - - - „	1,425,993	2,626,426	1,562,826	1,289,084	1,807,782	70,924	142,561	87,318	75,896	100,274
All Other Articles - - - - - <i>Value</i>	—	—	—	—	—	106,922	101,880	78,084	77,362	90,992
TOTAL - - - - -	—	—	—	—	—	8,398,493	12,225,783	16,495,582	19,602,235	21,773,250

* In Transit from India, China, and Japan.

EXPORTS THERETO.

PRODUCE AND MANUFACTURES OF THE UNITED KINGDOM.

PRINCIPAL AND OTHER ARTICLES.	QUANTITIES.					DECLARED REAL VALUE.				
	1861.	1862.	1863.	1864.	1865.	1861.	1862.	1863.	1864.	1865.
Apparel and Haberdashery - Value	—	—	—	—	—	£ 240,778	£ 236,700	£ 269,130	£ 283,236	£ 338,414
Arms and Ammunition :										
Fire-arms (small) - No.	1,955	5,190	4,997	4,698	14,712	13,741	19,907	24,905	18,601	49,212
Gunpowder - Lbs.	33,530	149,550	134,625	183,804	264	1,101	4,473	3,697	5,009	16
Books, Printed - Cwts.	3,984	4,429	5,106	5,831	5,459	65,535	78,704	84,750	94,064	88,127
Carriages, of all Sorts - No.	55	245	359	678	444	5,312	31,327	23,517	77,354	63,585
Coals, Cinders, and Culm - Tons	118,492	156,034	264,958	356,816	388,828	58,458	78,831	123,138	168,651	206,091
Copper, Wrought and Unwrought - Cwts.	15,144	21,463	52,249	74,591	45,525	81,611	110,095	266,482	405,337	237,918
Cotton Yarn - Lbs.	1,061,220	954,237	1,311,405	1,327,532	2,306,338	48,384	53,000	122,960	146,658	211,802
Cottons, Entered by the Yard - Yards	77,248,797	55,531,063	97,404,531	106,087,199	111,017,175	867,668	719,818	1,810,980	2,492,997	2,330,165
" at Value - Value	—	—	—	—	—	10,456	11,221	20,429	35,954	15,733
Drugs and Chemical Products - "	—	—	—	—	—	7,737	12,538	16,117	24,223	19,933
Earthenware and Porcelain - "	—	—	—	—	—	7,725	9,304	13,804	17,482	18,917
Hardwares and Cutlery, Unenumerated - Cwts.	3,242	3,768	7,085	11,797	8,951	31,411	37,000	53,116	67,620	59,283
Iron, Wrought and Unwrought - Tons	7,850	11,357	15,986	26,303	57,629	68,261	88,914	161,689	236,090	531,498
Linens, Entered by the Yard - Yards	818,300	483,291	1,261,662	6,712,974	3,267,321	27,438	15,639	42,949	151,151	88,201
Machinery : Steam Engines - Value	—	—	—	—	—	9,208	59,540	161,195	312,884	369,717
" All Other Sorts - "	—	—	—	—	—	62,362	74,854	252,621	402,071	311,974
Mathematical Instruments - "	—	—	—	—	—	13,741	14,843	21,790	13,688	16,836
Paper of all Sorts (including Paper Hangings) - Cwts.	860	674	639	894	294	6,527	4,235	3,754	3,098	1,180
Plate, Plated Ware, Jewellery, and Watches - Value	—	—	—	—	—	176,859	217,165	153,434	132,512	141,764
Provisions (not otherwise described) - "	—	—	—	—	—	8,429	13,163	17,462	19,155	53,704
Silk Manufactures - "	—	—	—	—	—	179,647	224,810	258,418	271,850	314,813
Stationery, other than Paper - "	—	—	—	—	—	28,201	36,800	44,752	46,794	52,834
Telegraphic Wire, &c. - "	—	—	—	—	—	—	2,915	570	30,547	7,470
Woollens, Entered by the Yard (including those formerly Entered by the Piece) - Yards	196,801	131,716	363,581	602,254	633,620	23,831	15,369	55,615	90,554	82,561
" Entered at Value - Value	—	—	—	—	—	3,865	1,839	6,877	10,922	7,772
All Other Articles - "	—	—	—	—	—	230,562	232,978	392,244	493,178	402,053
TOTAL	—	—	—	—	—	2,278,848	2,405,982	4,406,295	6,051,680	5,990,943

FOREIGN AND COLONIAL PRODUCE AND MANUFACTURES.

PRINCIPAL AND OTHER ARTICLES.	QUANTITIES.					COMPUTED REAL VALUE.				
	1861.	1862.	1863.	1864.	1865.	1861.	1862.	1863.	1864.	1865.
Butter - Cwts.	—	—	1,118	1,177	2,908	£ —	£ —	£ 5,143	£ 6,307	£ 14,747
Camphor - "	—	170	—	—	—	—	2,648	—	—	—
Candles, Stearine - "	—	—	31	733	1,147	—	—	138	2,908	4,086
Cochineal - "	184	273	176	333	391	2,755	3,937	2,838	5,866	7,131
Indigo - "	988	1,050	621	332	715	35,391	36,908	17,445	9,792	21,543
Iron, in Bars - Tons	135	117	165	214	109	1,503	1,283	1,868	2,481	1,237
Iron and Steel, Wrought - Cwts.	—	687	69	475	655	—	1,074	196	2,967	2,951
Lard - "	—	—	—	1,243	1,797	—	—	—	2,802	6,147
Opium - Lbs.	10,455	3,333	1,590	1,402	1,812	8,408	2,833	1,451	1,157	1,299
Pepper - "	220,933	584,789	283,396	649,584	583,888	3,682	9,746	4,428	9,473	8,515
Quicksilver - "	300	—	60,811	368	2,882	27	—	5,511	39	297
Quinine, Sulphate of - Ozs.	742	3,891	17,907	7,210	1,020	232	1,313	5,596	2,133	276
Rice, not Rough, nor in the Husk - Cwts.	4	416	—	40,818	60,300	3	255	—	23,131	41,456
Saffron - Lbs.	546	542	7,970	3,477	200	1,399	1,111	13,283	5,476	330
Silk, Raw - "	20,436	1,680	2,710	300	397	18,052	1,596	2,755	336	523
Manufactures :										
Bandannas, Corahs, Choppas, Tussore Cloths, Romals, and Taffaties - Pieces	32,114	50,842	6,649	178	500	32,097	51,140	6,932	178	395
Broad Stuffs and Ribbons - Lbs.	—	490	1,800	—	—	—	1,225	4,320	—	—
Spirits : Brandy - Proof Gallons	378	819	3,224	7,802	4,148	167	355	1,155	2,389	1,106
Teeth, Elephants' - Cwts.	119	85	2	—	1	3,180	1,936	56	—	32
Tobacco, Unmanufactured - Lbs.	2,845	5,286	4,658	92,136	76,348	99	234	204	3,647	2,704
" Manufactured - "	3,306	4,840	97,545	15,317	10,289	1,251	1,948	8,889	4,777	2,860
Wine - Gallons	12,595	13,620	22,322	33,959	15,094	4,353	4,139	6,722	11,199	3,986
All Other Articles - Value	—	—	—	—	—	7,031	20,389	16,158	47,172	55,661
TOTAL	—	—	—	—	—	119,630	144,070	105,088	144,230	177,282
TOTAL OF BRITISH AND FOREIGN PRODUCE	—	—	—	—	—	2,398,478	2,550,052	4,511,383	6,195,910	6,168,225

IMPORTS THEREFROM.

PRINCIPAL AND OTHER ARTICLES.	QUANTITIES.					COMPUTED REAL VALUE.				
	1861.	1862.	1863.	1864.	1865.	1861.	1862.	1863.	1864.	1865.
						£	£	£	£	£
Corn: Peas - - - - - <i>Cwts.</i>	2,317	19,863	19,809	—	15	854	7,400	6,777	—	6
" Beans - - - - - "	307,633	276,883	176,224	55,011	146,936	121,510	102,003	63,143	21,849	61,461
" Maize or Indian Corn - - - - - "	230,670	293,224	68,730	—	40,728	83,811	93,425	21,041	—	13,009
Feathers, Ostrich - - - - - <i>Lbs.</i>	5,180	4,573	7,004	5,838	9,611	11,059	14,954	21,590	19,014	26,197
Fruit: Almonds, Bitter - - - - - <i>Cwts.</i>	7,012	13,392	10,833	8,064	8,813	14,930	26,784	21,666	17,248	20,142
" " not Bitter - - - - - "	10,855	17,619	18,456	16,921	18,108	45,874	37,137	39,052	43,228	45,768
Gum, Arabic - - - - - "	3,623	10,680	10,307	12,084	7,404	5,101	16,190	23,572	30,919	20,549
" Senegal - - - - - "	528	290	542	647	963	1,141	578	1,710	3,050	4,091
" Other Sorts - - - - - "	1,946	2,295	4,210	2,107	2,559	6,397	8,574	14,784	9,372	9,261
Hides, not tanned - - - - - "	22	71	311	3,188	401	56	173	823	8,926	1,095
Oil, Olive - - - - - <i>Tuns</i>	3,401	698	2,830	1,032	3,602	167,803	37,616	146,032	54,470	177,698
Wax, Bees' - - - - - <i>Cwts.</i>	1,443	1,640	337	1,069	1,135	9,539	9,685	2,165	7,483	7,261
Wool, Sheep and Lambs' - - - - - <i>Lbs.</i>	486,789	1,388,270	1,003,247	1,176,180	431,543	21,071	64,752	45,067	50,870	16,238
All Other Articles - - - - - <i>Value</i>	—	—	—	—	—	9,542	14,800	20,412	5,814	10,093
TOTAL - - - - -	—	—	—	—	—	498,688	434,071	427,834	272,243	412,889

EXPORTS THERETO.

PRODUCE AND MANUFACTURES OF THE UNITED KINGDOM.										
PRINCIPAL AND OTHER ARTICLES.	QUANTITIES.					DECLARED REAL VALUE.				
	1861.	1862.	1863.	1864.	1865.	1861.	1862.	1863.	1864.	1865.
						£	£	£	£	£
Arms and Ammunition - - - - - <i>Value</i>	—	—	—	—	—	2,110	6,721	2,521	65	26
Copper, Wrought and Unwrought <i>Cwts.</i>	511	552	200	47	86	2,399	2,813	1,358	290	454
Cottons, Entered by the Yard - - - - - <i>Yards</i>	6,966,521	4,875,217	4,078,115	3,917,296	9,687,687	103,752	83,158	120,476	121,007	226,982
" " at Value - - - - - <i>Value</i>	—	—	—	—	—	1,238	863	1,734	1,724	623
Earthenware and Porcelain - - - - - "	—	—	—	—	—	1,293	2,303	3,979	772	1,681
Iron, Wrought and Unwrought - - - - - <i>Tons</i>	555	301	629	239	534	4,721	2,890	5,814	3,140	6,177
Linens, Entered by the Yard - - - - - <i>Yards</i>	18,884	65,952	132,149	88,509	67,021	441	1,344	3,610	2,808	2,337
Sugar, Refined - - - - - <i>Cwts.</i>	3,182	7,388	4,148	5,510	3,420	9,344	21,426	8,482	9,441	5,169
Wood: Staves and Empty Casks - - - - - <i>Packs.</i>	4,431	1,041	4,660	1,417	6,469	5,091	1,173	4,881	1,487	5,944
Woollens, Entered by the Yard (including those formerly Entered by the Piece) - - - - - <i>Yards</i>	40,549	127,528	42,079	24,333	32,783	5,749	17,762	7,043	5,543	8,237
All Other Articles - - - - - <i>Value</i>	—	—	—	—	—	11,268	14,682	14,653	13,255	12,824
TOTAL - - - - -	—	—	—	—	—	147,406	155,135	174,551	162,532	270,474

FOREIGN AND COLONIAL PRODUCE AND MANUFACTURES.

PRINCIPAL AND OTHER ARTICLES.	QUANTITIES.					COMPUTED REAL VALUE.				
	1861.	1862.	1863.	1864.	1865.	1861.	1862.	1863.	1864.	1865.
						£	£	£	£	£
Cotton Piece Goods - - - - - <i>Pieces</i>	18,238	43,727	73,577	52,263	22,001	9,145	19,865	35,011	28,852	15,449
" Manufactures, Unenum- rated - - - - - } <i>Value</i>	—	—	—	—	—	12,225	12,932	3,404	—	900
Iron, in Bars - - - - - <i>Tons</i>	360	418	364	420	736	4,006	4,691	4,121	4,870	8,354
Pepper - - - - - <i>Lbs.</i>	17,281	41,708	20,738	50,706	67,693	288	695	324	739	987
Silk, Raw - - - - - "	1,892	812	—	—	526	1,671	771	—	—	693
Sugar, Refined - - - - - <i>Cwts.</i>	1,489	1,320	1,263	2,775	1,825	2,581	2,228	2,126	4,902	2,822
Tea - - - - - <i>Lbs.</i>	36,829	92,600	103,371	97,099	116,006	2,609	7,331	8,076	7,384	9,667
All Other Articles - - - - - <i>Value</i>	—	—	—	—	—	7,795	8,600	7,623	15,252	11,037
TOTAL - - - - -	—	—	—	—	—	40,320	57,013	60,685	61,999	49,909
TOTAL OF BRITISH AND FOREIGN PRODUCE	—	—	—	—	—	187,726	212,148	235,236	224,531	320,383

TRIPOLI.
IMPORTS THEREFROM.

PRINCIPAL AND OTHER ARTICLES.	QUANTITIES.					COMPUTED REAL VALUE.				
	1861.	1862.	1863.	1864.	1865.	1861.	1862.	1863.	1864.	1865.
Corn: Wheat - - - Cwts.	—	8,086	—	—	—	£	£	£	£	£
" Beans - - - "	—	—	—	—	—	—	3,545	—	—	—
" Maize or Indian Corn - - "	—	8,421	—	—	—	—	2,530	—	—	—
Oil, Olive - - - Tuns	—	—	—	24	—	—	—	—	1,282	—
Rags, and other Materials for making Paper - - } Tons	—	—	—	32	—	—	—	—	350	—
Wool, Sheep or Lambs - - } Lbs.	—	—	—	7,411	—	—	—	—	309	—
All Other Articles - - Value	—	—	—	—	—	—	3	—	102	—
TOTAL - - -	—	—	—	—	—	—	6,078	—	2,043	—

EXPORTS THERETO.

PRODUCE AND MANUFACTURES OF THE UNITED KINGDOM. Nil.										
FOREIGN AND COLONIAL PRODUCE AND MANUFACTURES.										
PRINCIPAL AND OTHER ARTICLES.	QUANTITIES.					COMPUTED REAL VALUE.				
	1861.	1862.	1863.	1864.	1865.	1861.	1862.	1863.	1864.	1865.
Pepper - - - Lbs.	—	—	—	9,654	—	£	£	£	£	£
Sugar, Unrefined - - - Cwts.	—	—	—	156	—	—	—	—	141	—
Turmeric - - - Tons	—	—	—	8	—	—	—	—	214	—
All Other Articles - - Value	—	—	—	—	—	—	—	—	207	—
TOTAL - - -	—	—	—	—	—	—	—	—	254	—
TOTAL - - -	—	—	—	—	—	—	—	—	816	—

TUNIS.
IMPORTS THEREFROM.

PRINCIPAL AND OTHER ARTICLES.	QUANTITIES.					COMPUTED REAL VALUE.				
	1861.	1862.	1863.	1864.	1865.	1861.	1862.	1863.	1864.	1865.
Bones of Animals and Fish (except Whalefins) - - } Tons	311	235	—	150	—	£	£	£	£	£
Corn: Beans - - - Cwts.	1,483	—	—	5,900	—	1,533	1,267	—	875	—
" Maize or Indian Corn - - "	5,991	—	—	—	—	650	—	—	2,237	—
Oil, Olive - - - Tuns	211	—	—	—	111	2,258	—	—	—	—
Wool, Sheep or Lambs - - } Lbs.	—	—	312,763	—	—	10,152	—	—	—	5,478
All Other Articles - - Value	—	—	—	—	—	—	265	9,744	—	—
TOTAL - - -	—	—	—	—	—	—	—	540	—	14
TOTAL - - -	—	—	—	—	—	14,593	1,532	10,314	3,112	5,492

EXPORTS THERETO.

PRODUCE AND MANUFACTURES OF THE UNITED KINGDOM.										
PRINCIPAL AND OTHER ARTICLES.	QUANTITIES.					DECLARED REAL VALUE.				
	1861.	1862.	1863.	1864.	1865.	1861.	1862.	1863.	1864.	1865.
Coals, Cinders, and Culm - - } Tons	2,317	1,251	2,414	2,754	6,369	£	£	£	£	£
Cottons, Entered by the Yard - - } Yards	—	—	—	—	4,420,921	1,089	614	1,156	1,461	3,424
Gunpowder - - - Lbs.	—	—	—	—	751,100	—	—	—	—	69,533
Iron, Wrought and Unwrought - - } Tons	109	134	748	31	627	646	744	3,768	225	20,482
All Other Articles - - Value	—	—	—	—	—	50	—	—	—	3,855
TOTAL - - -	—	—	—	—	—	1,785	1,358	4,924	1,686	102,077
FOREIGN AND COLONIAL PRODUCE AND MANUFACTURES.										
PRINCIPAL AND OTHER ARTICLES.	QUANTITIES.					COMPUTED REAL VALUE.				
	1861.	1862.	1863.	1864.	1865.	1861.	1862.	1863.	1864.	1865.
Indigo - - - Cwts.	—	—	—	—	5	£	£	£	£	£
Sugar, Unrefined - - - "	—	—	—	—	77	—	—	—	—	151
Wool, Sheep and Lambs' - - } Lbs.	—	—	—	—	23,489	—	—	—	—	90
All Other Articles - - Value	—	—	—	—	—	—	—	—	—	1,737
TOTAL - - -	—	—	—	—	—	—	—	—	—	2,424
TOTAL OF BRITISH AND FOREIGN PRODUCE	—	—	—	—	—	1,785	1,358	4,924	1,686	106,479

IMPORTS THEREFROM.

PRINCIPAL AND OTHER ARTICLES.	QUANTITIES.					COMPUTED REAL VALUE.				
	1861.	1862.	1863.	1864.	1865.	1861.	1862.	1863.	1864.	1865.
Ashes, Pearl and Pot - - Cwts.	20,261	39,770	42,362	32,130	24,107	£ 34,118	£ 65,559	£ 65,997	£ 51,302	£ 35,950
Bacon - - - - - "	367,514	1,037,586	1,529,200	742,250	318,899	884,677	1,819,768	2,054,026	1,474,825	874,015
Bark, for Tanners' or Dyers' Use - - - - - "	34,428	55,509	42,915	63,087	23,792	15,801	31,285	18,455	20,735	7,963
" Peruvian - - - - - "	428	32	768	2,357	69	6,296	218	4,292	16,287	467
Beef, Salted - - - - - "	125,007	176,111	244,741	267,072	197,002	203,093	312,498	350,926	396,619	325,388
Butter - - - - - "	180,560	274,340	173,351	142,672	83,216	815,861	1,179,010	701,127	720,024	437,703
Caoutchouc - - - - - "	9,251	678	119	1,459	7	76,384	6,937	1,111	12,921	61
" Manufactures of - - - - - Lbs.	24,666	50,044	32,089	14,303	4,120	2,682	4,644	4,903	2,717	263
Cheese - - - - - Cwts.	323,461	365,500	383,821	466,988	442,913	741,802	768,823	925,007	1,213,890	1,296,204
Clocks - - - - - No.	127,512	132,438	152,995	228,437	139,801	43,810	40,767	53,783	71,249	45,331
Cochineal - - - - - Cwts.	10	168	1,528	94	310	140	2,301	24,935	1,763	5,818
Coffee - - - - - Lbs.	12,282	591,807	123,099	3,562,453	55,774	361	17,108	4,285	109,611	1,700
Copper, Ore - - - - - Tons	3,958	1,223	2,198	6,401	9,633	71,042	21,897	36,722	109,818	118,286
" Unwrought and part Wrought - - - - - "	807	75	17	77	298	73,515	7,166	1,620	7,188	25,173
Corn: Wheat - - - - - Cwts.	10,866,891	16,140,670	8,704,401	7,895,015	1,177,618	6,988,027	9,388,939	4,392,717	3,685,134	566,672
" Peas - - - - - "	191,272	68,647	41,418	121,076	30,071	79,650	27,210	15,410	44,627	11,985
" Maize or Indian Corn - - - - - "	7,385,717	6,511,718	4,548,386	294,263	1,766,305	2,696,367	2,109,057	1,424,268	97,743	568,881
" Wheatmeal and Flour - - - - - "	3,794,865	4,499,534	2,531,822	1,745,933	256,769	2,959,524	3,237,936	1,599,179	1,033,903	160,411
Cotton, Raw - - - - - "	7,316,969	120,752	57,090	126,322	1,212,790	26,570,399	1,221,277	644,138	1,711,890	12,035,484
Fruit: Apples, Raw - - - - - Bushels	28,959	65,047	46,953	50,606	11,358	15,920	38,983	30,905	38,500	11,626
Guano - - - - - Tons	1,535	48,587	9,858	4,448	1,082	6,873	620,112	61,957	24,204	6,492
Hams - - - - - Cwts.	28,299	196,257	215,704	161,026	69,200	66,543	346,599	357,745	349,376	177,745
Hemp - - - - - "	163	41,303	12,143	41,582	3,570	187	52,865	18,929	59,081	4,438
Hides, not Tanned - - - - - "	51,688	15,334	13,293	34,481	21,405	106,916	32,833	25,764	73,449	40,893
" Tanned, Tawed, Curried, or Dressed - - - - - Lbs.	1,538,062	1,273,823	547,968	934,653	1,122,357	58,516	46,375	19,759	35,058	39,436
Hops - - - - - Cwts.	35,375	52,713	58,520	47,624	22,416	171,878	264,579	228,588	267,364	127,970
Iron and Steel, Wrought or Manufactured - - - - - Value	-	-	-	-	-	74,883	75,401	88,114	83,192	65,462
Lard - - - - - Cwts.	275,550	519,318	521,081	208,641	74,577	729,721	1,092,749	996,675	464,948	236,149
Logwood - - - - - Tons	4,220	6,544	8,880	6,933	4,946	33,601	57,632	63,924	49,434	30,838
Oil, Spermaceti, or Head Matter - - - - - Tons	4,128	3,628	2,301	4,441	1,600	395,861	323,584	185,807	301,721	160,986
" Train, or Blubber - - - - - "	1,613	2,821	525	706	151	61,197	117,033	25,211	38,170	10,044
" Lard - - - - - Cwts.	1,313	43,317	49,327	12,984	-	3,522	101,891	109,144	29,501	-
" or Spirit, of Turpentine - - - - - "	74,836	9,079	761	22	478	159,638	33,141	4,045	88	1,506
Oil-Seed Cake - - - - - Tons	37,305	29,887	27,366	35,572	33,419	363,579	294,883	258,013	349,986	328,321
Petroleum - - - - - Tons	553	16,169	33,519	19,012	10,318	8,860	258,899	658,632	415,863	348,006
Pork, Salted - - - - - Cwts.	45,120	183,917	116,615	106,142	44,485	102,032	303,794	183,303	208,509	92,352
Quicksilver - - - - - Lbs.	70,526	202,453	161,147	-	454,852	6,391	18,347	14,604	-	46,906
Rice, not in the Husk - - - - - Cwts.	49,386	38,471	1,896	8	42,537	53,873	69,237	3,420	13	72,314
Rosin - - - - - "	457,686	47,258	2,389	1,429	14,615	268,126	44,272	3,506	2,072	15,446
Seed, Clover - - - - - "	79,259	44,216	144,897	27,654	6,790	210,231	116,161	382,733	73,812	23,238
Skins and Furs; viz., - - - - - No.										
Beaver - - - - - "	2,019	12,330	1,666	15,101	4,536	753	4,349	695	6,446	2,031
Deer - - - - - "	25,659	13,710	18,209	48,051	12,169	10,336	5,559	3,187	8,409	2,130
Fox - - - - - "	46,207	37,005	39,037	40,187	33,812	20,005	12,969	16,624	18,566	16,486
Marten - - - - - "	20,062	13,075	7,874	6,475	4,194	14,980	8,793	5,959	3,524	2,512
Musquash - - - - - "	1,246,000	1,253,870	1,427,523	1,513,136	604,094	43,266	51,077	59,592	53,875	22,888
Otter - - - - - "	4,157	4,100	3,350	2,411	976	5,736	5,728	4,746	2,861	811
Raccoon - - - - - "	336,842	363,145	462,455	549,329	236,050	42,107	51,564	65,495	64,102	21,579
Skins and Furs of other Sorts - - - - - Value	-	-	-	-	-	31,370	19,995	45,393	30,427	39,529
Spermaceti, Fine - - - - - "	-	-	-	-	-	35,724	9,546	11,102	14,412	5,709
Sugar, Unrefined - - - - - Cwts.	263,857	478	183	251,701	9,288	296,357	565	225	329,474	9,456
Tallow - - - - - "	264,043	278,714	251,271	254,275	130,136	675,079	631,825	524,554	519,549	273,895
Tar - - - - - Lasts	2,190	88	267	3	494	29,700	1,578	3,874	31	4,825
Tea - - - - - Lbs.	57,733	315,972	336,832	1,981,892	102,577	3,557	25,357	25,747	172,511	8,160
Tobacco, Unmanufactured - - - - - "	33,716,348	21,191,343	32,006,306	39,741,834	46,649,768	1,269,176	1,116,919	1,536,145	1,553,164	1,837,592
" Manufactured, and Cigars - - - - - "	1,422,673	1,320,643	986,233	1,252,967	820,387	60,087	109,349	78,120	79,611	35,744
Turpentine - - - - - Cwts.	99,277	3,120	21	1,702	12,868	58,821	3,666	23	2,132	9,392
Wax, Bees - - - - - "	969	767	878	2,075	1,102	8,111	6,461	7,427	17,978	10,492
Whale Fins - - - - - Tons	143	78	52	65	28	51,394	26,587	25,535	26,177	12,429
Wood and Timber: - - - - - Loads										
Not Sawed or Split - - - - - "	65,722	4,072	2,938	20,280	16,700	288,591	22,384	15,988	116,654	87,614
Deals, Battens, &c., Sawed or Split - - - - - "	57,033	61,462	45,867	38,304	22,327	229,822	351,198	234,493	177,125	102,640
Staves - - - - - "	8,807	6,017	10,005	7,532	5,737	56,531	39,960	64,969	44,101	34,115
Wool, Sheep and Lambs' - - - - - Lbs.	1,110,755	247,827	678,444	891,741	45,352	80,550	14,604	52,111	63,283	3,050
Woollen Rags, torn up to be used as Wool - - - - - }	1,771,728	1,668,240	893,648	1,498,336	1,283,520	29,528	27,803	16,579	32,777	26,218
All Other Articles - - - - - Value	-	-	-	-	-	886,124	595,531	729,771	939,902	696,690
TOTAL - - - - -	-	-	-	-	-	49,389,602	27,715,157	19,572,033	17,923,678	21,624,210

EXPORTS THERETO.

PRODUCE AND MANUFACTURES OF THE UNITED KINGDOM.

PRINCIPAL AND OTHER ARTICLES.	QUANTITIES.					DECLARED REAL VALUE.				
	1861.	1862.	1863.	1864.	1865.	1861.	1862.	1863.	1864.	1865.
Alkali, Soda - - - - Cwts.	431,380	1,045,433	855,752	911,122	1,125,472	£ 205,893	£ 453,094	£ 356,574	£ 384,259	£ 498,997
Apparel and Haberdashery - - Value	—	—	—	—	—	682,196	703,984	800,902	878,110	1,028,722
Arms and Ammunition : Fire-arms (small) - - - No.	44,728	343,523	124,941	3,910	4,000	104,880	972,770	348,078	8,308	9,794
Bags, Empty - - - - Dozens	163,110	185,121	105,230	104,674	158,175	78,185	87,832	48,909	60,706	80,613
Beer and Ale - - - - Barrels	7,390	7,780	7,614	9,779	11,821	31,452	31,446	33,053	43,411	55,524
Bleaching Materials - - - Cwts.	75,662	133,831	114,469	184,004	152,011	34,416	60,569	52,255	95,271	75,872
Books, Printed - - - - "	5,527	3,646	4,700	4,470	8,419	62,345	50,601	55,862	55,784	93,484
Coals, Cinders, and Culm - - Tons	371,882	321,409	288,415	202,763	197,401	248,020	202,012	170,529	129,470	118,430
Copper, Wrought and Unwrought - Cwts.	3,138	9,370	6,020	10,153	10,063	14,187	41,222	28,143	48,760	42,688
Cottons, Entered by the Yard - - Yards	74,680,537	97,375,709	71,589,209	61,147,578	122,383,811	1,254,315	1,842,338	1,611,764	1,678,440	3,011,832
" " at Value - - - Value	—	—	—	—	—	284,751	559,311	543,271	454,755	615,338
Drugs and Chemical Products - - "	—	—	—	—	—	58,714	117,551	88,551	108,493	135,141
Earthenware and Porcelain - - "	—	—	—	—	—	216,998	320,916	356,329	398,338	452,452
Glass Manufactures - - - - "	—	—	—	—	—	27,362	23,565	37,909	44,882	62,199
Hardwares and Cutlery, Unenumerated - Cwts.	75,727	48,654	43,951	46,508	60,678	651,456	388,680	349,447	379,815	537,848
Iron, Wrought and Unwrought - - Tons	109,664	130,189	228,145	304,919	185,539	965,535	1,380,705	2,107,427	2,816,242	1,621,744
Lead and Shot - - - - "	767	12,869	2,448	11,880	8,279	16,156	262,316	51,016	251,809	167,439
Leather, Wrought and Unwrought - - Value	—	—	—	—	—	33,661	35,823	56,221	65,528	111,238
Linens, Entered by the Yard - - Yards	21,169,077	66,319,519	74,143,457	76,849,046	112,092,773	642,696	1,694,016	2,076,761	2,481,199	3,635,362
" " at Value - - - Value	—	—	—	—	—	87,638	208,540	205,249	195,143	161,600
Machinery and Mill Work - - - - "	—	—	—	—	—	30,724	28,437	50,037	118,110	127,132
Oil, Seed - - - - Gallons	15,438	55,695	20,386	322,944	490,916	1,960	7,885	3,634	45,439	72,038
Painters' Colours - - - - Value	—	—	—	—	—	42,337	36,791	27,825	43,076	57,314
Paper of all Sorts - - - - Cwts.	1,415	2,819	4,474	4,087	6,870	8,441	11,699	18,592	17,726	23,224
Plate, Plated Ware, Jewellery, and Watches Value	—	—	—	—	—	11,757	10,408	24,674	22,557	22,558
Salt - - - - Tons	172,306	151,154	69,171	86,208	139,840	78,766	63,231	26,977	36,619	70,273
Silk Manufactures - - - - Value	—	—	—	—	—	186,112	212,193	235,630	234,797	292,737
Spirits, British and Irish - - - Gallons	113,224	212,069	114,028	89,825	133,825	18,039	33,218	14,713	11,229	16,741
Stationery, other than Paper - - - Value	—	—	—	—	—	9,499	26,341	28,365	24,209	44,737
Tin, Unwrought - - - - Cwts.	1,204	18,353	14,530	13,373	38,564	7,323	105,567	85,325	72,248	182,697
" Plates - - - - Value	—	—	—	—	—	417,360	688,201	746,454	658,218	975,406
Wool, Sheep and Lambs' - - - Lbs.	1,520,905	1,833,453	645,581	203,554	352,232	71,886	92,536	38,828	16,300	31,410
Woollen and Worsted Yarn - - - - "	113,456	197,339	118,507	138,612	52,762	14,090	20,919	17,141	18,323	8,142
Woollens, Entered by the Yard (including those formerly entered by the Piece) } Yards	40,682,081	38,171,285	58,775,533	57,494,381	97,325,389	1,972,412	2,476,668	3,186,953	3,375,092	5,031,089
" entered at Value - - - Value	—	—	—	—	—	93,271	192,725	252,246	236,457	120,583
All Other Articles - - - - "	—	—	—	—	—	399,641	883,700	1,208,748	1,199,382	1,635,558
TOTAL - - - - -	—	—	—	—	—	9,064,504	14,327,870	15,344,392	16,708,505	21,227,956

EXPORTS THERETO—Continued.

PRINCIPAL AND OTHER ARTICLES.	QUANTITIES.					COMPUTED REAL VALUE.				
	1861.	1862.	1863.	1864.	1865.	1861.	1862.	1863.	1864.	1865.
						£	£	£	£	£
Argol - - - - - Cwts.	1,384	2,513	1,332	891	1,700	5,317	9,047	4,429	2,911	5,228
Arms and Ammunition - - - - - Value	—	—	—	—	—	21,051	81,997	—	1,100	40
Bark, Peruvian - - - - - Cwts.	1,900	2,428	843	2,277	4,971	28,270	20,355	4,644	14,212	33,513
Beads and Bugles of Glass - - - - - Lbs.	27,067	25,148	74,778	224,167	321,879	1,353	1,257	4,284	11,675	17,100
Bristles - - - - - " "	7,080	19,257	8,455	30,210	93,401	870	2,327	1,057	3,902	12,064
Caoutchouc - - - - - Cwts.	779	7,120	4,520	4,825	6,112	5,872	57,672	35,275	34,137	45,433
Cochineal - - - - - " "	578	1,658	683	1,729	3,056	8,620	23,910	11,013	30,459	55,734
Coffee - - - - - Lbs.	12,010	902,354	176,283	1,853,877	1,779,851	337	28,329	6,297	56,331	54,151
Copper Unwrought and Part Wrought - - - - - Cwts.	900	2,100	5,455	8,860	—	3,873	9,854	25,973	42,461	—
Cotton, Raw - - - - - " "	63,693	192,030	134,086	105,286	13,435	221,441	1,725,914	1,391,749	1,171,046	103,455
Cream of Tartar - - - - - " "	3,182	1,844	2,812	1,537	4,108	19,251	10,450	14,377	7,576	19,222
Currants - - - - - " "	10,883	12,816	8,793	6,641	8,270	11,971	12,816	9,379	6,254	7,064
Flax, Dressed and Undressed - - - - - " "	—	377	6,941	1,337	2,989	—	1,122	19,948	4,054	8,432
Gambier and Cutch - - - - - Tons	39	91	36	786	2,187	670	2,418	805	19,745	52,617
Gum: Animi and Copal - - - - - Cwts.	31	115	904	153	1,808	151	506	4,283	668	8,421
" Arabic - - - - - " "	11,170	21,248	7,028	4,674	13,676	19,361	40,370	16,457	14,294	47,638
" Other Kinds - - - - - " "	3,418	16,026	20,406	23,434	35,301	7,956	46,250	55,784	61,212	89,631
Hair, Horse - - - - - " "	291	1,269	613	355	4,110	1,521	6,250	3,047	1,880	20,841
" Manufactures of, or of Goats' Wool - - - - - Value	—	—	—	—	—	—	6,060	7,105	2,220	7,283
Hemp, Dressed - - - - - Cwts.	—	2,451	2,280	430	5,340	—	6,168	6,203	1,055	12,660
" Undressed - - - - - " "	1,026	31,440	38,239	13,382	56,758	1,462	53,055	68,034	22,823	89,728
" Jute - - - - - " "	2,252	9,421	164	5,938	15,481	1,774	9,107	204	6,433	13,030
Hides, not Tanned - - - - - " "	442	12,114	7,528	2,266	15,633	1,674	41,811	26,106	8,231	38,567
Indigo - - - - - " "	14,329	15,375	6,572	6,860	9,932	513,277	540,431	184,618	202,342	299,243
Iron in Bars - - - - - Tons	1,118	2,718	5,853	5,096	2,987	12,447	29,860	66,266	59,093	33,903
Linen Manufactures, Unenumerated - - - - - Value	—	—	—	—	—	2,380	27,208	11,113	2,257	24,605
Liquorice Juice and Paste - - - - - Cwts.	3,294	13,032	7,869	12,415	11,354	4,200	28,981	22,147	30,377	22,557
Nitre, Cubic - - - - - " "	1,208	10,801	30,628	33,166	24,576	785	7,290	21,823	25,290	15,975
Nutmegs - - - - - Lbs.	123,069	30,136	38,382	364,163	349,937	7,111	1,314	1,919	21,440	18,955
Oil: Chemical, Essential, and Perfumed - - - - - Tons	4,554	68,498	32,288	35,186	79,235	2,570	30,187	14,026	20,784	46,829
" Olive - - - - - " "	50	71	58	55	473	2,814	4,049	3,338	3,155	24,899
" Turpentine - - - - - Cwts.	7,509	8,651	8,522	8,352	117	17,646	38,930	32,810	29,023	294
Opium - - - - - Lbs.	135,176	82,593	40,641	49,064	82,217	108,704	70,204	37,085	40,478	58,923
Pepper - - - - - " "	505	2,142,663	29,338	2,866,031	1,116,880	8	35,711	458	41,797	16,288
Petroleum - - - - - Tons	—	—	490	—	—	—	—	11,582	—	—
Plumbago - - - - - Tons	328	447	1,346	1,579	1,443	3,111	4,563	16,823	18,126	15,512
Quicksilver - - - - - Lbs.	990	58,710	289,332	187,626	44,355	90	5,321	26,220	20,131	4,574
Quinine, Sulphate of - - - - - Ozs.	7,000	56,727	17,160	20,020	72,960	2,187	19,145	5,362	5,923	19,760
Rags for making Paper - - - - - Tons	98	3,326	1,489	225	1,437	943	49,548	26,509	4,938	23,094
Raisins - - - - - Cwts.	35	908	4,765	1,017	12,529	50	1,158	6,552	1,487	19,419
Rice, not in the Husk - - - - - " "	66,576	215,600	167,497	133,315	148,361	42,997	132,055	101,894	75,545	101,998
Saltpetre - - - - - " "	600	51,306	390	6,478	5,566	975	88,930	715	10,446	6,865
Seeds: Linseed - - - - - Qrs.	—	19,504	10,251	14,187	15,322	—	57,537	31,309	38,778	42,582
Shumach - - - - - Tons	—	23	626	11	2,099	—	258	6,890	151	30,646
Silk, Raw - - - - - Lbs.	27,162	101,128	150,092	131,345	337,171	23,993	96,072	152,593	147,216	443,942
" Knubs and Husks - - - - - Cwts.	—	2,476	113	34	44	—	36,614	1,266	449	1,018
" Manufactures: - - - - - " "	—	—	—	—	—	—	—	—	—	—
Broad Stuffs and Ribbons - - - - - Lbs.	674	2,380	875	4,602	1,552	1,954	6,747	2,091	11,559	3,837
Skins, Goat - - - - - No.	135,694	385,893	87,686	184,145	277,002	11,331	35,860	10,510	16,366	32,973
Spelter - - - - - Tons	—	732	880	1,528	836	—	13,255	16,178	33,933	18,361
Spirits: Brandy - - - - - Proof Gallons	7,693	10,908	12,028	14,399	19,757	3,398	4,727	4,310	4,409	5,269
Sugar, Unrefined - - - - - Cwts.	48,804	1,700	27,871	29	30,125	54,528	1,792	30,083	37	33,423
Tar - - - - - Barrels	96	12,516	2,556	12,828	20	144	21,490	3,238	13,203	19
Tea - - - - - Lbs.	728,358	2,539,508	5,327,935	5,248,125	7,889,110	51,592	201,044	416,245	399,076	657,426
Teeth, Elephants' - - - - - Cwts.	10	54	853	463	1,611	267	1,230	23,685	14,721	5,114
Tin, Unwrought - - - - - " "	1,096	4,577	1,842	782	20,177	6,530	26,508	11,052	3,966	93,823
Tobacco, Unmanufactured - - - - - Lbs.	32,411	98,927	15,256	4,098	546,182	1,133	4,380	667	162	19,344
Wine - - - - - Gallons	12,166	25,812	48,476	29,280	76,540	4,269	8,147	15,816	9,134	21,326
Wool, Coney - - - - - Lbs.	6,400	8,969	7,350	8,806	47,220	2,080	2,915	2,572	3,449	20,069
" Sheep and Lambs' - - - - - " "	10,039,947	11,578,426	17,040,649	4,210,956	7,344,265	601,638	742,156	1,049,919	285,380	459,322
All Other Articles - - - - - Value	—	—	—	—	—	113,232	273,375	266,256	344,085	512,793
TOTAL - - - - -	—	—	—	—	—	1,961,179	4,846,037	4,352,393	3,463,315	3,942,832
- TOTAL OF BRITISH AND FOREIGN PRODUCE -	—	—	—	—	—	11,025,683	19,173,907	19,696,785	20,171,820	25,170,788

YEARS 1861 to 1865.

UNITED STATES (Cont'd).
(CALIFORNIA only.)CALIFORNIA.
IMPORTS THEREFROM.

PRINCIPAL AND OTHER ARTICLES.	QUANTITIES.					COMPUTED REAL VALUE.				
	1861.	1862.	1863.	1864.	1865.	1861.	1862.	1863.	1864.	1865.
Brazil Wood - - - - - Tons	—	—	—	750	—	—	—	—	7,500	—
Cochineal - - - - - Cwts.	—	—	1,512	—	—	—	—	24,696	—	—
Copper Ore - - - - - Tons	2	1,049	149	607	6,394	30	18,843	2,614	9,591	66,844
Corn: Wheat - - - - - Cwts.	697,246	398,285	732,099	597,502	—	509,569	257,185	417,563	310,063	—
" Wheatmeal and Flour - - - - - Cwts.	170,406	13,759	23,860	4,029	—	161,743	10,253	18,211	2,636	—
Guano - - - - - Tons	—	—	3,619	4,248	1,000	—	—	30,762	23,154	6,000
Quicksilver - - - - - Lbs.	70,526	158,661	126,595	—	454,852	6,391	14,378	11,473	—	46,906
Silver Ore - - - - - Tons	146	46	60	26	619	8,328	2,541	1,638	919	14,088
Tallow - - - - - Cwts.	300	4,789	6,827	7,158	—	760	10,919	14,223	14,604	—
Wood and Timber: Not Sawed or Split Loads	—	600	—	945	4,134	—	3,570	—	5,576	23,698
" Deals, Battens, &c. Sawed or Split } "	382	617	364	543	1,000	1,557	3,637	1,746	2,500	4,601
Wool, Sheep and Lambs' - - - - - Lbs.	118,186	191,624	20,793	67,617	276	8,766	10,380	1,506	3,334	14
All Other Articles - - - - - Value	—	—	—	—	—	8,428	24,140	3,431	3,289	8,472
TOTAL - - - - -	—	—	—	—	—	705,572	355,846	527,863	383,166	170,623

EXPORTS THERETO.

PRINCIPAL AND OTHER ARTICLES.	QUANTITIES.					DECLARED REAL VALUE.				
	1861.	1862.	1863.	1864.	1865.	1861.	1862.	1863.	1864.	1865.
Apparel and Haberdashery - - - - - Value	—	—	—	—	—	£ 14,166	£ 10,272	£ 4,664	£ 9,648	£ 14,170
Bags, Empty - - - - - Dozens	6,202	20,635	43,217	22,472	54,060	2,553	5,224	13,861	7,582	13,238
Beer and Ale - - - - - Barrels	4,846	3,774	4,320	6,433	3,661	18,518	13,885	17,147	27,284	15,361
Coals, Cinders, and Culm - - - - - Tons	21,901	6,348	12,522	18,942	11,389	14,527	4,935	8,434	13,769	7,432
Copper, Wrought and Unwrought - - - - - Cwts.	267	82	137	323	893	1,207	435	581	1,506	3,622
Cottons, Entered by the Yard - - - - - Yards	8,744,497	4,874,103	3,743,261	9,946,495	5,164,921	149,418	86,155	82,307	270,598	105,771
" " at Value - - - - - Value	—	—	—	—	—	10,182	7,717	13,941	12,213	7,173
Drugs and Chemical Products - - - - - "	—	—	—	—	—	505	3,297	3,398	11,884	10,197
Earthenware and Porcelain - - - - - "	—	—	—	—	—	20,597	15,426	22,076	17,581	14,122
Glass Manufactures - - - - - "	—	—	—	—	—	6,146	5,735	7,161	8,849	8,138
Hardware and Cutlery, Un- enumerated - - - - - Cwts.	1,877	1,282	2,421	3,441	2,857	10,878	6,615	10,788	17,196	12,492
Iron, Wrought and Unwrought - - - - - Tons	4,471	4,512	13,999	18,310	5,342	37,907	48,069	117,692	204,102	57,363
Jute Manufactures - - - - - Value	—	—	—	—	—	—	—	11,881	12,907	8,047
Linens, Entered by the Yard - - - - - Yards	1,695,946	2,257,358	3,371,020	4,447,785	5,953,122	48,440	63,837	76,237	137,124	124,887
Machinery and Mill Work - - - - - Value	—	—	—	—	—	893	—	1,655	1,903	3,486
Painters' Colours - - - - - "	—	—	—	—	—	1,263	1,005	2,335	5,885	4,117
Pickles and Sauces - - - - - "	—	—	—	—	—	3,094	3,673	3,427	8,784	4,862
Silk Manufactures - - - - - "	—	—	—	—	—	2,298	1,825	236	3,483	1,077
Spirits: British and Irish - - - - - Gallons	45,720	31,031	11,488	5,866	3,242	7,442	4,935	1,815	732	407
Tin Plates - - - - - Value	—	—	—	—	—	4,809	3,579	19,638	23,017	7,851
Woollens, Entered by the Yard (including those formerly entered by the Piece) - - - - - Yards	577,884	505,657	681,446	629,102	215,540	38,786	37,040	48,640	57,073	20,111
" Entered at Value - - - - - Value	—	—	—	—	—	1,381	1,746	2,934	6,118	1,223
All Other Articles - - - - - "	—	—	—	—	—	23,474	19,508	29,157	55,054	49,055
TOTAL - - - - -	—	—	—	—	—	418,482	356,794	501,031	909,502	498,443

FOREIGN AND COLONIAL PRODUCE AND MANUFACTURES.

PRINCIPAL AND OTHER ARTICLES.	QUANTITIES.					COMPUTED REAL VALUE.				
	1861.	1862.	1863.	1864.	1865.	1861.	1862.	1863.	1864.	1865.
Argol - - - - - Cwts.	—	—	444	21	—	£ —	£ —	£ 1,476	£ 69	£ —
Cinnamon - - - - - Lbs.	2,736	3,060	3,032	12,939	2,817	200	229	243	1,240	287
Cotton Manufactures, Entered by the Piece } Pieces	288	550	—	231	—	420	350	—	90	—
" " at Value - - - - - Value	—	—	—	—	—	955	—	—	194	225
Cream of Tartar - - - - - Cwts.	—	259	181	110	542	—	1,468	926	542	2,536
Currants - - - - - "	—	360	767	110	—	—	360	818	104	—
Iron in Bars, Unwrought - - - - - Tons	—	—	373	33	105	—	—	4,223	383	1,192
" Sheet - - - - - "	—	—	—	101	—	—	—	—	1,183	—
Quicksilver - - - - - Lbs.	—	—	—	—	5,250	—	—	—	—	541
Rhubarb - - - - - "	—	—	239	—	5,310	—	—	35	—	2,212
Rice - - - - - Cwts.	—	—	—	—	12,404	—	—	—	—	8,528
Silk Manufactures: Bandannas, Corahs, Choppas, Tussore Cloths, Romals, and Taffaties) - - - - - Pieces	1,700	1,300	1,117	—	400	1,500	900	1,193	—	240
Broad Stuffs and Ribbons - - - - - Lbs.	494	—	—	—	60	1,432	—	—	—	144
Spirits: Brandy - - - - - Proof Gallons	2,842	8,492	2,325	7,900	1,567	1,255	3,680	833	2,419	418
" Rum - - - - - "	3,467	7,291	5,587	10,434	4,006	347	638	460	946	398
Tin - - - - - Cwts.	—	—	2	6	1,004	—	—	12	31	4,669
Wine - - - - - Gallons	7,321	17,177	18,639	16,796	16,544	2,588	5,444	5,714	5,198	4,697
Woollen Manufactures of all Sorts - - - - - Value	—	—	—	—	—	1,166	—	310	1,378	816
All Other Articles - - - - - "	—	—	—	—	—	2,583	5,599	7,936	4,835	12,499
TOTAL - - - - -	—	—	—	—	—	12,446	18,668	24,179	18,612	39,402
TOTAL OF BRITISH AND FOREIGN PRODUCE	—	—	—	—	—	430,928	375,462	525,210	928,114	537,845

IMPORTS THEREFROM.

PRINCIPAL AND OTHER ARTICLES.	QUANTITIES.					COMPUTED REAL VALUE.				
	1861.	1862.	1863.	1864.	1865.	1861.	1862.	1863.	1864.	1865.
Brazil Wood - - - - Tons	4,235	2,126	—	930	1,661	£ 84,378	£ 26,300	—	£ 9,300	£ 20,430
Cochineal - - - - Cwts.	535	1,954	1,065	2,790	1,369	8,662	27,644	18,526	49,475	23,347
Copper, Unwrought and part Wrought Tons	244	154	144	22	72	21,982	14,581	13,760	2,134	5,973
Cotton, Raw - - - - Cwts.	—	27,960	172,126	228,027	327,365	—	283,556	2,067,939	2,954,127	2,834,187
Fustic - - - - Tons	772	790	2,326	219	691	4,776	5,501	15,051	1,570	4,056
Hemp - - - - Cwts.	5,517	7,235	8,985	12,047	3,340	7,961	10,647	15,372	19,873	5,436
Hides, not Tanned - - - - "	1,461	3,632	782	328	1,213	6,466	14,119	2,561	1,167	3,970
Indigo - - - - "	88	580	294	80	955	2,353	22,404	8,047	2,352	25,218
Jalap - - - - Lbs.	18,009	64,034	137,002	31,187	156,934	4,070	14,118	28,566	6,245	35,021
Logwood - - - - Tons	1,910	2,211	1,148	1,750	1,968	16,759	21,662	11,025	16,017	17,676
Mahogany - - - - "	13,442	14,121	14,137	6,685	21,446	134,014	121,623	98,956	46,799	204,366
Nicaragua Wood - - - - "	4,208	2,535	196	—	98	37,054	20,678	2,254	—	1,274
Silver Ore - - - - "	—	—	—	92	113	—	—	—	1,500	24,359
Tobacco, Unmanufactured Lbs.	41,417	129,028	3,805	185,204	14,980	1,220	5,294	143	5,822	554
Vanilloes - - - - "	544	4,928	160	2,250	3,162	1,292	6,652	160	1,443	849
All Other Articles - - - - Value	—	—	—	—	—	16,542	24,529	11,977	11,510	10,208
TOTAL - - - -	—	—	—	—	—	347,529	619,508	2,294,337	3,129,334	3,216,924

EXPORTS THERETO.

PRINCIPAL AND OTHER ARTICLES.	QUANTITIES.					DECLARED REAL VALUE.				
	1861.	1862.	1863.	1864.	1865.	1861.	1862.	1863.	1864.	1865.
Apparel and Haberdashery - Value	—	—	—	—	—	£ 16,434	£ 17,975	£ 32,021	£ 43,262	£ 22,286
Arms and Ammunition:										
Fire-arms (small) - - - - No.	4	10,003	20,314	369	211	47	16,289	28,777	418	147
Gunpowder - - - - Lbs.	5,620	347,710	30	—	60,675	250	13,291	4	—	1,383
Beer and Ale - - - - Barrels	503	583	822	1,740	1,601	2,105	2,263	3,367	6,897	7,918
Coals, Cinders, and Culm - Tons	4,566	12,776	8,412	2,389	7,937	2,172	6,004	4,299	1,277	4,182
Cotton Yarn - - - - Lbs.	135,813	36,048	50,540	212,130	166,018	10,993	4,984	8,818	31,203	16,839
Cottons, Entered by the Yard - Yards	18,779,984	19,799,962	35,346,301	36,757,071	43,483,967	324,032	400,011	836,493	994,481	1,028,905
" " at Value - Value	—	—	—	—	—	22,420	21,654	51,435	73,336	73,046
Drugs and Chemical Products - "	—	—	—	—	—	527	12,315	5,713	5,595	9,074
Earthenware and Porcelain - "	—	—	—	—	—	4,516	4,502	8,211	13,930	20,253
Hardware & Cutlery, Unenumerated Cwts.	2,671	4,694	4,993	9,179	13,153	13,770	33,837	26,305	42,503	60,029
Iron, Wrought and Unwrought - Tons	721	695	8,868	3,403	15,060	8,556	10,615	77,765	41,858	140,548
Leather, Wrought and Unwrought Value	—	—	—	—	—	323	26,054	84,256	1,538	1,300
Linens, Entered by the Yard - Yards	2,774,109	1,845,072	3,912,469	5,291,362	5,331,191	99,130	63,415	141,749	231,618	215,869
" " at Value - Value	—	—	—	—	—	70	763	10,904	2,181	2,969
Machinery: Steam Engines - "	—	—	—	—	—	58	2,072	795	2,582	17,297
" All Other Sorts - "	—	—	—	—	—	7,308	8,164	15,406	37,344	47,880
Saltpetre - - - - Cwts.	—	3,686	—	3	350	—	7,242	—	6	520
Silk Manufactures - - - - Value	—	—	—	—	—	18,609	17,471	27,117	24,165	22,468
Tin Plates - - - - "	—	—	—	—	—	2,525	4,224	5,051	6,014	8,348
Woollens, Entered by the Yard (including those formerly entered by the Piece) - Yards	548,118	630,125	2,201,142	2,713,142	1,492,939	38,664	50,995	212,033	194,572	113,819
" " at Value - Value	—	—	—	—	—	2,305	4,033	34,054	8,129	6,641
All Other Articles - - - - "	—	—	—	—	—	8,843	29,650	63,999	46,844	75,174
TOTAL - - - -	—	—	—	—	—	583,657	757,823	1,678,572	1,809,753	1,896,895

FOREIGN AND COLONIAL PRODUCE AND MANUFACTURES.

PRINCIPAL AND OTHER ARTICLES.	QUANTITIES.					COMPUTED REAL VALUE.				
	1861.	1862.	1863.	1864.	1865.	1861.	1862.	1863.	1864.	1865.
Beads and Bugles of Glass - Lbs.	8,675	58,010	8,727	7,402	10,711	£ 434	£ 2,901	£ 500	£ 385	£ 569
Beads of Coral - - - - "	—	—	—	400	—	—	—	—	4,240	—
Caoutchouc - - - - Cwts.	—	—	367	—	—	—	—	2,864	—	—
Cinnamon - - - - "	16,008	42,021	40,381	20,240	32,849	1,167	3,152	3,239	1,940	3,353
Cocoa - - - - "	9,074	22,364	89,337	111,652	59,400	241	606	2,326	2,908	1,733
Coffee - - - - Lbs.	31,861	273,655	271,230	62,027	194,988	863	8,274	8,481	1,874	5,687
Cotton Manufactures, Entered by the Piece } Pieces	—	8,867	405	1,570	2,175	—	1,156	292	1,790	2,365
" " at Value - Value	—	—	—	—	—	—	—	390	1,025	2,905
Gambier - - - - Tons	—	—	183	—	—	—	—	4,075	—	—
Hides, Untanned - - - - Cwts.	—	—	868	—	—	—	—	3,020	—	—
Pepper - - - - Lbs.	5,117	61,783	75,305	43,048	16,856	85	1,029	1,177	628	246
Quicksilver - - - - "	492,768	—	104,600	676,067	13,723	44,657	—	9,479	72,536	1,415
Silk, Raw - - - - "	13,814	10,490	15,427	281,391	19,512	12,202	9,965	15,684	315,392	25,691
Manufactures:										
Bandannas, Corahs, Choppas, Tussore Cloths, Romals, and Taffaties - Pieces	6,803	1,543	2,200	4,378	200	6,390	1,483	1,870	3,982	190
Spirits: Brandy - - - - Proof Gallons	446	36,293	4,475	885	1,418	197	15,727	1,604	270	378
Tea - - - - Lbs.	6,594	39,064	15,864	12,266	13,326	467	3,093	1,239	933	1,111
Wine - - - - Gallons	1,602	18,087	3,388	3,548	2,714	555	5,214	976	1,108	731
All Other Articles - - - - Value	—	—	—	—	—	1,947	6,447	12,994	13,068	24,120
TOTAL - - - -	—	—	—	—	—	69,205	59,047	70,210	422,079	70,494
TOTAL OF BRITISH AND FOREIGN PRODUCE	—	—	—	—	—	652,862	816,870	1,748,782	2,231,832	1,967,389

IMPORTS THEREFROM.

PRINCIPAL AND OTHER ARTICLES.	QUANTITIES.					COMPUTED REAL VALUE.				
	1861.	1862.	1863.	1864.	1865.	1861.	1862.	1863.	1864.	1865.
						£	£	£	£	£
Balsam, Peru - - - Lbs.	—	13,771	5,110	1,098	—	—	3,615	1,347	261	—
Caoutchouc - - - Cwts.	478	1,059	1,874	1,512	1,372	3,465	7,120	14,799	10,596	9,606
Cochineal - - - - - "	7,739	6,614	9,642	4,683	8,266	117,548	92,129	141,853	82,714	143,794
Coffee - - - - - Lbs.	3,232,987	4,016,915	3,239,149	3,701,300	5,278,604	103,336	138,822	114,050	119,879	175,565
Cotton, Raw - - - Cwts.	—	228	347	372	1,019	—	2,926	3,389	4,712	10,503
Hides, not Tanned - - - "	5,383	5,764	8,595	5,960	5,020	24,748	22,183	29,671	18,862	16,170
Indigo - - - - - "	622	4,750	4,281	3,731	9,362	20,942	183,033	131,963	106,060	249,457
Mahogany - - - - - Tons	1,438	1,011	930	2,340	3,865	14,387	8,122	6,511	16,379	31,065
Sarsaparilla - - - Lbs.	7,281	21,534	20,410	11,013	5,347	441	807	1,345	643	312
Silver Ore - - - - - Tons	—	14	28	24	50	—	600	820	3,660	27,244
Skins, Deer - - - - - Number	7,667	12,277	6,650	8,170	1,666	1,344	2,196	1,330	1,634	333
Sugar, Unrefined - - - Cwts.	9,397	23,482	30,438	41,182	18,092	10,096	23,784	33,409	49,421	19,257
Tortoise or Turtle Shell - - - Lbs.	2,401	1,098	1,294	5,757	1,747	1,855	811	666	3,257	1,319
All Other Articles - - - Value	—	—	—	—	—	15,707	6,192	4,765	9,316	9,620
TOTAL - - - - -	—	—	—	—	—	313,869	492,340	485,918	427,394	694,245

EXPORTS THERETO.

PRODUCE AND MANUFACTURES OF THE UNITED KINGDOM.

PRINCIPAL AND OTHER ARTICLES.	QUANTITIES.					DECLARED REAL VALUE.				
	1861.	1862.	1863.	1864.	1865.	1861.	1862.	1863.	1864.	1865.
						£	£	£	£	£
Apparel and Haberdashery - - - Value	—	—	—	—	—	4,783	10,130	8,117	15,270	11,957
Bags, Empty - - - - - Dozens	4,910	12,241	10,929	9,392	7,071	2,250	5,278	7,425	5,891	3,889
Cotton Yarn - - - - - Lbs.	256,779	104,119	3,879	25,370	18,109	12,570	5,488	448	1,479	1,637
Cottons, Entered by the Yard - - - Yards	8,159,920	5,228,903	3,199,166	4,749,088	3,282,868	104,256	77,547	68,029	107,236	65,948
" " at Value - - - - - Value	—	—	—	—	—	3,382	3,680	3,094	3,437	3,675
Earthenware and Porcelain - - - "	—	—	—	—	—	2,464	3,900	2,879	5,591	2,695
Hardware and Cutlery, Un- enumerated - - - - - } Cwts.	2,633	1,251	2,062	3,456	2,582	6,410	3,977	5,308	8,417	7,193
Iron, Wrought and Unwrought - - - Tons	233	450	832	433	244	3,698	7,109	11,472	7,138	3,964
Linens, Entered by the Yard - - - Yards	157,994	158,878	128,642	531,321	275,665	6,258	7,448	4,232	19,370	9,936
Machinery and Mill Work - - - Value	—	—	—	—	—	3,758	4,498	1,273	1,446	1,206
Silk Manufactures - - - - - "	—	—	—	—	—	1,673	2,416	2,605	3,413	2,473
Soap - - - - - Cwts.	1,680	2,259	2,469	2,937	2,379	2,670	2,923	3,161	3,736	2,993
Woollens, Entered by the Yard (including those formerly entered by the Piece) - - - } Yards	56,239	72,553	52,483	102,057	35,986	3,867	6,327	3,931	6,969	3,698
" " at Value - - - - - Value	—	—	—	—	—	628	526	1,941	1,122	1,068
All Other Articles - - - - - "	—	—	—	—	—	13,764	25,129	16,694	31,279	15,809
TOTAL - - - - -	—	—	—	—	—	172,431	166,376	140,609	221,794	138,141

FOREIGN AND COLONIAL PRODUCE AND MANUFACTURES.

PRINCIPAL AND OTHER ARTICLES.	QUANTITIES.					COMPUTED REAL VALUE.				
	1861.	1862.	1863.	1864.	1865.	1861.	1862.	1863.	1864.	1865.
						£	£	£	£	£
Cinnamon - - - - - Lbs.	4,532	9,282	5,681	10,455	5,140	330	697	456	1,002	525
Pepper - - - - - "	8,879	1,761	5,334	3,535	7,339	148	30	83	52	107
Pork - - - - - Cwts.	—	—	445	357	225	—	—	810	759	551
Quicksilver - - - - - Lbs.	1,280	1,008	784	1,350	52,889	116	91	71	145	5,454
Rice - - - - - Cwts.	—	185	812	130	45	—	113	495	74	31
Silk Manufactures of all Sorts - - - Value	—	—	—	—	—	507	90	262	1,522	3,778
Spirits: Brandy - - - - - Proof Gallons	178	1,246	413	1,189	619	79	540	148	364	165
Wine - - - - - Gallons	1,602	3,410	2,229	4,584	4,163	551	1,007	667	1,325	1,197
Woollens, Entered by the Piece - - - Pieces	—	—	78	214	—	—	—	475	521	—
" " at Value - - - - - Value	—	—	—	—	—	—	30	254	50	14
All Other Articles - - - - - "	—	—	—	—	—	2,355	3,272	2,117	5,291	6,205
TOTAL - - - - -	—	—	—	—	—	4,086	5,870	5,838	11,105	18,027
TOTAL OF BRITISH AND FOREIGN PRODUCE	—	—	—	—	—	176,517	172,246	146,447	232,899	156,168

IMPORTS THEREFROM.

PRINCIPAL AND OTHER ARTICLES.	QUANTITIES.					COMPUTED REAL VALUR.				
	1861.	1862.	1863.	1864.	1865.	1861.	1862.	1863.	1864.	1865.
Cochineal - - - - - <i>Cwts.</i>	—	—	—	177	—	—	—	£	£	£
Coffee - - - - - <i>Lbs.</i>	102,835	335,694	3,469,929	952,987	1,736,213	2,471	10,045	103,918	27,472	3,387
Cotton, Raw - - - - - <i>Cwts.</i>	4,886	3,482	5,931	13,476	14,966	21,535	27,079	70,908	171,021	48,036
Fustic - - - - - <i>Tons</i>	105	117	31	1	42	644	794	210	7	126,337
Lignum Vitæ - - - - - <i>"</i>	1,092	1,963	982	791	2,899	7,034	11,799	7,349	7	247
Logwood - - - - - <i>"</i>	4,775	6,945	3,554	2,245	1,792	26,117	38,702	16,577	7,335	16,397
Mahogany - - - - - <i>"</i>	5,259	4,486	4,575	1,438	898	75,384	59,623	72,227	9,310	7,052
Satin Wood - - - - - <i>"</i>	62	141	38	22	1	625	1,384	382	26,234	16,488
All Other Articles - - - - - <i>Value</i>	—	—	—	—	—	3,661	2,293	5,039	6,148	12
TOTAL - - - - -	—	—	—	—	—	137,471	151,719	276,610	251,210	230,287

EXPORTS THERETO.

PRODUCE AND MANUFACTURES OF THE UNITED KINGDOM.										
PRINCIPAL AND OTHER ARTICLES.	QUANTITIES.					DECLARED REAL VALUE.				
	1861.	1862.	1863.	1864.	1865.	1861.	1862.	1863.	1864.	1865.
Apparel and Haberdashery - - <i>Value</i>	—	—	—	—	—	£	£	£	£	£
Cottons, Entered by the Yard - <i>Yards</i>	9,465,321	14,356,802	10,494,003	7,667,741	7,034,793	6,160	7,852	14,915	6,407	2,103
" " at Value - <i>Value</i>	—	—	—	—	—	167,358	290,295	280,069	225,946	174,572
Earthenware and Porcelain - - <i>"</i>	—	—	—	—	—	5,517	10,517	7,031	14,714	5,637
Gunpowder - - - - - <i>Lbs.</i>	200,000	—	—	—	200,000	9,729	14,231	17,693	8,964	3,101
Hardwares and Cutlery, Un- enumerated - - - - - <i>Cwts.</i>	2,359	2,278	2,774	1,160	858	8,000	—	—	—	5,000
Iron, Wrought and Unwrought - <i>Tons</i>	83	209	574	996	367	7,073	6,312	8,158	4,276	2,597
Linens, Entered by the Yard - <i>Yards</i>	2,675,673	3,253,796	4,282,358	3,363,412	3,161,039	1,316	3,735	6,526	10,193	5,976
" " at Value - <i>Value</i>	—	—	—	—	—	73,543	104,404	147,045	128,505	91,705
Soap - - - - - <i>Cwts.</i>	2,594	2,001	—	126	1,692	20	444	78	298	163
Woollens, Entered by the Yard (including those formerly entered by the Piece) - <i>Yards</i>	158,474	163,520	249,051	146,624	95,074	3,488	2,968	—	125	1,965
" " at Value - <i>Value</i>	—	—	—	—	—	9,050	11,960	14,294	9,298	5,850
All Other Articles - - - - - <i>"</i>	—	—	—	—	—	202	1,092	1,008	236	146
TOTAL - - - - -	—	—	—	—	—	13,526	19,590	31,797	41,249	36,499

FOREIGN AND COLONIAL PRODUCE AND MANUFACTURES.

PRINCIPAL AND OTHER ARTICLES.	QUANTITIES.					COMPUTED REAL VALUE.				
	1861.	1862.	1863.	1864.	1865.	1861.	1862.	1863.	1864.	1865.
Arms and Ammunition - - - <i>Value</i>	—	—	—	—	—	£	£	£	£	£
Cheese - - - - - <i>Cwts.</i>	3	182	261	30	36	234	—	93	6	—
Cotton Piece Goods - - - <i>Pieces</i>	2,319	60	1,112	2,985	—	7	400	651	78	104
" Manufactures, Unenumerated <i>Value</i>	—	—	—	—	—	969	33	692	1,711	—
Leather Manufactures, Boots and Shoes - - - - - <i>Pairs</i>	12	1,026	18,534	1,822	612	25	580	662	168	540
Rice, not in the Husk - - - <i>Cwts.</i>	2,660	2,954	3,757	8,016	11,543	4	354	5,742	577	198
Silk Bandannas, Corahs, Choppas, Tussore Cloths, Romals, and Taffaties - - - <i>Pieces</i>	890	340	—	314	—	1,718	1,809	2,286	4,542	7,937
" Manufactures, Unenumerated Entered at Value - <i>Value</i>	—	—	—	—	—	580	217	—	237	—
Wine - - - - - <i>Gallons</i>	495	616	1,378	703	2,150	—	—	236	65	—
All Other Articles - - - <i>Value</i>	—	—	—	—	—	175	181	432	259	589
TOTAL - - - - -	—	—	—	—	—	1,861	2,818	5,784	1,622	3,737
TOTAL OF BRITISH AND FOREIGN PRODUCE	—	—	—	—	—	5,573	6,442	16,578	9,265	13,105
	—	—	—	—	—	310,555	479,842	545,192	459,876	348,419

IMPORTS THEREFROM.

PRINCIPAL AND OTHER ARTICLES.	QUANTITIES.					COMPUTED REAL VALUE.				
	1861.	1862.	1863.	1864.	1865.	1861.	1862.	1863.	1864.	1865.
Balsam, Peru - - - - - <i>Lbs.</i>	22,308	3,249	20,342	18,023	15,429	£ 5,019	£ 838	£ 5,339	£ 4,393	£ 3,664
Bark, Cascarilla - - - - - <i>Cwts.</i>	1,130	430	381	9,247	13,693	2,017	546	476	12,885	20,079
„ Peruvian - - - - - „	4,663	7,252	6,549	8,511	2,452	72,591	59,041	36,451	53,532	16,625
Caoutchouc - - - - - „	1,202	3,978	6,789	8,806	10,620	9,047	27,445	53,044	60,982	72,566
Cochineal - - - - - „	1,435	2,801	3,816	8,098	1,270	20,553	39,175	63,284	137,424	22,128
Cocoa - - - - - <i>Lbs.</i>	517,875	1,112,003	769,597	1,422,533	505,021	12,970	28,495	20,247	43,167	16,018
Coffee - - - - - „	65,904	373,751	1,574,439	997,352	2,580,452	1,734	10,619	46,703	27,403	70,939
Copper, Ore - - - - - <i>Tons</i>	—	—	61	780	100	—	—	1,119	13,456	1,622
„ Regulus - - - - - „	—	—	—	102	24	—	—	—	3,897	918
„ Unwrought and part Wrought - - - - - „	438	811	—	1,023	214	40,123	75,089	—	100,471	19,199
Cotton, Raw - - - - - <i>Cwts.</i>	1,383	10,342	22,683	46,065	109,182	5,581	87,399	219,114	594,285	964,968
Divi-divi - - - - - <i>Tons</i>	1,567	2,001	2,974	626	2,450	21,786	26,491	35,988	7,577	31,954
Fustic - - - - - „	595	445	452	149	995	2,955	2,539	2,788	987	5,160
Hats of Straw - - - - - <i>Lbs.</i>	1,447	1,030	670	874	606	3,619	2,575	1,675	2,185	1,818
Indigo - - - - - <i>Cwts.</i>	5,576	4,391	1,368	3,743	2,381	159,038	171,991	41,680	99,580	63,837
Logwood - - - - - <i>Tons</i>	16	21	450	157	21	144	189	4,971	1,413	189
Mother-of-Pearl Shells, Rough - - - - - <i>Cwts.</i>	3,510	13,579	10,594	7,941	14,126	7,497	9,173	8,782	5,757	14,192
Nicaragua Wood - - - - - <i>Tons</i>	131	17	10	—	224	1,114	145	115	—	3,056
Nuts, Corosso or Vegetable Ivory - - - - - „	—	—	—	—	—	6,860	9,464	9,031	6,905	19,239
„ Unenumerated - - - - - <i>Value</i>	—	—	—	—	—	—	—	—	—	—
Orchal - - - - - <i>Cwts.</i>	5,715	6,820	3,634	4,017	4,376	9,768	10,693	5,566	6,184	8,144
Sarsaparilla - - - - - <i>Lbs.</i>	65,029	101,474	105,615	139,473	202,192	3,251	3,805	3,962	5,230	7,581
Silver Ore - - - - - <i>Tons</i>	35	66	44	83	115	2,990	3,513	3,013	9,841	5,089
Tobacco, Unmanufactured - - - - - <i>Lbs.</i>	302,115	1,288,937	848,926	4,452,578	1,827,469	24,569	120,474	76,145	324,761	116,190
Tortoiseshell or Turtleshell, Unmanufactured „	5,876	7,222	3,200	6,617	5,315	4,662	4,706	1,977	3,723	4,815
Wool, Alpaca - - - - - „	—	405,336	622,889	663,395	93,066	—	65,060	79,440	84,470	11,967
„ Sheep or Lambs' - - - - - „	5,134	145,417	553,922	639,347	452,697	273	7,937	32,039	37,075	25,171
All Other Articles - - - - - <i>Value</i>	—	—	—	—	—	14,899	43,902	21,362	37,137	39,845
TOTAL - - - - -	—	—	—	—	—	433,060	811,304	774,311	1,684,720	1,566,973

EXPORTS THERETO.

PRODUCE AND MANUFACTURES OF THE UNITED KINGDOM.

PRINCIPAL AND OTHER ARTICLES.	QUANTITIES.					DECLARED REAL VALUE.				
	1861.	1862.	1863.	1864.	1865.	1861.	1862.	1863.	1864.	1865.
Apparel and Haberdashery - Value	—	—	—	—	—	£ 44,269	£ 41,878	£ 87,364	£ 98,735	£ 106,306
Beer and Ale - Barrels	489	663	928	808	1,272	2,542	3,326	5,280	4,793	7,946
Candles - Lbs.	32,588	105,071	24,003	25,199	32,460	1,636	4,602	1,089	912	1,053
Coals, Cinders, and Culm - Tons	4,753	10,761	9,508	7,572	3,909	2,777	6,051	5,014	4,136	2,543
Cotton Yarn - Lbs.	188,890	73,603	30,659	157,859	290,509	13,182	6,712	4,476	22,082	29,059
Cottons, Entered by the Yard - Yards	36,571,930	28,458,458	44,238,551	54,089,673	69,492,697	518,088	456,884	967,003	1,251,443	1,453,848
" " at Value - Value	—	—	—	—	—	17,064	20,816	39,228	55,690	69,909
Earthenware and Porcelain - "	—	—	—	—	—	6,307	2,431	5,736	8,974	6,251
Glass Manufactures - "	—	—	—	—	—	1,698	2,583	3,233	3,870	4,157
Gunpowder - Lbs.	16,834	80,830	113,240	127,467	172,908	770	2,794	5,078	5,110	7,250
Hardwares and Cutlery, Un- enumerated - Cwts.	2,506	2,409	5,703	7,901	8,619	20,237	17,411	42,524	57,312	58,946
Iron, Wrought and Unwrought - Tons	473	714	1,489	2,304	1,325	10,706	11,363	17,697	36,119	29,010
Linens, Entered by the Yard - Yards	2,907,808	2,108,534	4,741,556	6,456,284	8,947,461	69,482	56,783	146,743	208,416	284,900
Machinery and Mill Work - Value	—	—	—	—	—	14,004	9,516	13,242	17,863	12,938
Plate, Plated Ware, Jewellery, and Watches - "	—	—	—	—	—	15,236	16,701	16,955	15,389	13,514
Silk Manufactures - "	—	—	—	—	—	25,596	27,151	33,326	36,566	34,516
Soap - Cwts.	3,375	2,675	2,258	755	963	3,316	2,739	2,299	800	1,132
Woolens, Entered by the Yard (including those formerly en- tered by the Piece) - Yards	456,048	441,322	1,261,381	1,903,218	2,089,413	29,614	44,029	89,524	138,976	144,345
" " at Value - Value	—	—	—	—	—	2,465	5,868	13,276	16,776	17,648
All Other Articles - "	—	—	—	—	—	27,137	43,467	59,101	71,881	86,512
TOTAL - - -	—	—	—	—	—	826,186	783,105	1,558,188	2,058,843	2,371,333

FOREIGN AND COLONIAL PRODUCE AND MANUFACTURES.

PRINCIPAL AND OTHER ARTICLES.	QUANTITIES.					COMPUTED REAL VALUE.				
	1861.	1862.	1863.	1864.	1865.	1861.	1862.	1863.	1864.	1865.
Cinnamon - Lbs.	9,215	12,554	21,521	10,342	11,689	£ 672	£ 942	£ 1,726	£ 991	£ 1,193
Cream of Tartar - Cwts.	—	260	1	—	7	—	1,473	5	—	33
Indigo - "	26	342	388	45	37	931	12,021	10,899	1,327	1,115
Opium - Lbs.	1,570	11,954	15,819	16,831	21,650	1,263	10,161	14,434	13,886	15,515
Quicksilver - "	3,570	7,392	39,576	205,142	3,116	323	670	3,587	22,010	321
Silk Manufactures: Bandannas, Corahs, Choppas, Tussore Cloths, Romals, and Taffaties - Pieces	1,182	567	2,151	2,563	1,534	1,016	808	1,979	2,534	1,734
Crape Shawls, Scarfs, and Handkerchiefs - Lbs.	375	328	418	472	1,003	413	329	472	818	834
Broad Stuffs and Ribbons - "	218	746	1,664	570	1,358	657	2,050	3,940	1,401	3,372
Spirits: Brandy - Proof Gallons	604	2,214	4,340	3,080	2,568	267	959	1,555	943	685
Wine - Gallons	2,349	3,126	7,385	10,774	8,781	826	983	2,515	3,730	2,490
Woollen Manufactures, entered by the Piece - Pieces	—	205	949	936	1,894	—	330	468	2,426	3,526
" " all other Sorts - Value	—	—	—	—	—	—	394	100	1,132	1,208
All Other Articles - "	—	—	—	—	—	4,872	11,858	15,768	9,094	15,988
TOTAL - - -	—	—	—	—	—	11,240	42,978	57,448	60,292	48,014
TOTAL OF BRITISH AND FOREIGN PRODUCE	—	—	—	—	—	837,426	826,083	1,615,636	2,119,135	2,419,347

IMPORTS THEREFROM.

PRINCIPAL AND OTHER ARTICLES.	QUANTITIES.					COMPUTED REAL VALUE.				
	1861.	1862.	1863.	1864.	1865.	1861.	1862.	1863.	1864.	1865.
						£	£	£	£	£
Brazil Wood - - - - - <i>Tons</i>	—	—	—	—	118,545	—	—	—	—	3,775
Cocoa - - - - - <i>Lbs.</i>	—	49	—	145,965	773	—	1	—	4,697	7,730
Coffee - - - - - "	458	421	785	291,787	44,016	11	13	23	8,093	1,160
Cotton, Raw - - - - - <i>Cwts.</i>	—	111	742	11,974	22,062	—	718	7,186	158,620	186,828
Divi-divi - - - - - <i>Tons</i>	199	110	171	196	411	2,629	1,455	1,917	2,384	5,450
Fustic - - - - - "	2,326	1,137	75	893	1,257	14,185	6,946	555	5,700	7,554
Hats of Straw - - - - - <i>Lbs.</i>	2,630	—	—	—	—	6,575	—	—	—	—
Hides, not Tanned - - - - - <i>Cwts.</i>	81	—	—	—	1,448	369	—	—	—	5,068
Nicaragua Wood - - - - - <i>Tons</i>	—	—	1,352	—	—	—	—	13,520	—	—
All Other Articles - - - - - <i>Value</i>	—	—	—	—	—	787	264	566	1,460	3,766
TOTAL - - - - -	—	—	—	—	—	24,556	9,397	23,767	180,954	221,331

EXPORTS THERETO.

PRODUCE AND MANUFACTURES OF THE UNITED KINGDOM.										
PRINCIPAL AND OTHER ARTICLES.	QUANTITIES.					DECLARED REAL VALUE.				
	1861.	1862.	1863.	1864.	1865.	1861.	1862.	1863.	1864.	1865.
						£	£	£	£	£
Apparel and Haberdashery - <i>Value</i>	—	—	—	—	—	5,856	2,642	3,873	6,847	3,154
Beer and Ale - - - - - <i>Barrels</i>	391	518	240	953	514	1,543	1,788	970	3,683	2,678
Cottons, Entered by the Yard - <i>Yards</i>	19,512,099	8,735,095	11,427,806	10,628,080	8,913,999	298,142	145,720	278,618	259,940	214,615
" " at Value - <i>Value</i>	—	—	—	—	—	9,836	4,952	12,658	15,314	8,337
Earthenware and Porcelain - "	—	—	—	—	—	4,067	3,289	2,265	6,123	4,641
Glass Manufactures - - - - - "	—	—	—	—	—	1,044	1,000	739	2,849	1,827
Hardwares and Cutlery, Unenu- merated - - - - - <i>Cwts.</i>	2,260	1,058	2,327	6,555	4,605	7,075	4,929	7,485	18,430	12,845
Iron, Wrought and Unwrought - <i>Tons</i>	183	204	227	1,566	2,873	1,904	2,144	2,885	14,523	23,078
Linens, Entered by the Yard - <i>Yards</i>	2,153,524	1,197,021	1,774,741	2,792,171	1,823,718	48,892	27,016	48,775	82,904	57,605
" " at Value - <i>Value</i>	—	—	—	—	—	35	21	328	481	337
Machinery and Mill Work - - - - - "	—	—	—	—	—	1,989	2,040	2,092	10,393	4,848
Silk Manufactures - - - - - "	—	—	—	—	—	1,995	2,300	1,862	1,015	1,482
Woolens, Entered by the Yard (including those formerly entered by the Piece) - <i>Yards</i>	318,304	189,863	269,657	558,229	273,466	35,030	20,876	24,145	46,767	32,497
" " at Value - <i>Value</i>	—	—	—	—	—	693	1,168	3,538	504	489
All Other Articles - - - - - "	—	—	—	—	—	8,757	4,940	12,028	13,215	21,001
TOTAL - - - - -	—	—	—	—	—	426,858	224,825	402,261	482,988	389,434

FOREIGN AND COLONIAL PRODUCE AND MANUFACTURES.										
PRINCIPAL AND OTHER ARTICLES.	QUANTITIES.					COMPUTED REAL VALUE.				
	1861.	1862.	1863.	1864.	1865.	1861.	1862.	1863.	1864.	1865.
						£	£	£	£	£
Beads Coral - - - - - <i>Lbs.</i>	—	—	573	—	—	—	—	6,055	—	—
Cotton Piece Goods - - - - - <i>Pieces</i>	4,892	—	—	750	1,990	2,618	—	—	510	1,345
Oil, Palm - - - - - <i>Cwts.</i>	198	600	915	2,352	410	422	1,195	1,643	3,959	745
Rice, not in the Husk - - - - - "	4,813	3,663	850	1,948	937	3,108	2,244	517	1,104	644
Rosin - - - - - "	—	—	262	1,061	88	—	—	366	1,680	88
Spirits: Brandy - - - - - <i>Proof Gallons</i>	1,225	1,416	1,217	2,739	982	541	614	436	839	262
Wine - - - - - <i>Gallons</i>	82	524	281	1,133	317	29	171	81	322	89
All Other Articles - - - - - <i>Value</i>	—	—	—	—	—	480	942	581	2,023	5,349
TOTAL - - - - -	—	—	—	—	—	7,228	5,166	9,679	10,437	8,522
TOTAL OF BRITISH AND FOREIGN PRODUCE	—	—	—	—	—	434,086	229,991	411,940	493,425	397,956

IMPORTS THEREFROM.

PRINCIPAL AND OTHER ARTICLES.	QUANTITIES.					COMPUTED REAL VALUE.				
	1861.	1862.	1863.	1864.	1865.	1861.	1862.	1863.	1864.	1865.
Annatto, Roll and Flag - - - Cwts.	624	899	676	517	379	£ 1,455	£ 3,251	£ 2,690	£ 1,737	£ 2,393
Balsam, Capivi - - - - "	929	2,021	1,639	1,568	1,702	8,573	17,807	12,501	14,375	15,789
Bones of Animals and Fish (except Whalefins) - - - - } Tons	5,029	6,886	10,762	9,764	6,503	25,781	38,951	63,389	62,659	42,498
Brazil Wood - - - - - "	341	458	212	2	—	7,797	5,185	2,120	20	—
Caoutchouc - - - - - Cwts.	29,042	30,626	34,832	38,512	43,015	224,152	272,349	299,641	307,923	345,822
Cocoa - - - - - Lbs.	909,012	1,451,211	873,012	1,166,552	853,395	23,593	34,829	18,201	23,401	15,835
Coffee - - - - - "	10,315,538	13,080,877	9,409,720	8,959,025	10,959,553	255,436	387,401	290,456	263,691	310,615
Cotton, Raw - - - - - Cwts.	154,378	208,384	201,814	339,442	494,671	690,100	1,676,741	2,077,688	4,379,793	4,373,811
Guano - - - - - Tons	595	—	1,052	1,316	—	3,347	—	6,575	10,528	—
Hair, Horse - - - - - Cwts.	2,476	320	1,683	922	2,542	12,760	1,575	8,452	4,731	12,834
Hides, not Tanned - - - - "	131,604	134,238	127,192	98,178	163,149	446,402	420,053	347,523	283,893	412,723
Horns, Horn Tips, and Pieces of Horns - - - - - } Tons	198	253	226	138	356	4,364	5,130	4,265	2,487	11,489
Ipecacuanha - - - - - Lbs.	7,348	31,559	29,874	37,376	53,973	1,572	11,225	10,229	14,527	24,287
Isinglass - - - - - Cwts.	514	530	908	686	580	7,901	6,908	12,896	13,510	12,409
Nuts and Kernels, not particularly Enumerated - - - - - } Value	—	—	—	—	—	8,808	11,900	12,377	7,273	19,056
Oil, Palm - - - - - Cwts.	341	2,380	—	5,095	4,034	737	4,503	—	8,536	7,069
Precious Stones - - - - - Value	—	—	—	—	—	—	—	38,790	12,468	—
Rosewood - - - - - Tons	1,919	3,542	1,832	1,087	1,124	37,646	57,715	21,949	12,942	11,709
Sugar, Unrefined - - - - Cwts.	751,781	1,263,101	1,191,400	1,189,496	1,019,560	776,944	1,237,990	1,162,779	1,466,223	1,017,185
Tallow - - - - - "	11,951	37,245	11,557	7,658	29,642	29,451	85,952	24,031	15,893	63,934
Tapioca - - - - - "	4,963	8,335	2,696	2,403	2,764	10,831	13,838	4,193	5,413	6,404
Tobacco, Unmanufactured - - - Lbs.	7,578	905,649	173,328	51,323	21,979	237	28,837	5,450	1,041	458
„ Manufactured, and Cigars - - "	91,758	66,677	116,730	183,551	86,541	2,310	2,677	5,857	9,018	4,325
Wool, Sheep and Lambs' - - - Lbs.	7,511	33,619	74,338	396,188	53,670	391	1,957	2,297	24,159	2,632
All Other Articles - - - - - Value	—	—	—	—	—	50,892	87,413	56,651	74,880	83,964
TOTAL - - - - -	—	—	—	—	—	2,631,480	4,414,187	4,491,000	7,021,121	6,797,241

EXPORTS THERETO.

PRODUCE AND MANUFACTURES OF THE UNITED KINGDOM.											
PRINCIPAL AND OTHER ARTICLES.	QUANTITIES.					DECLARED REAL VALUE.					
	1861.	1862.	1863.	1864.	1865.	1861.	1862.	1863.	1864.	1865.	
Alkali, Soda - - - - -	Cwts.	20,044	21,052	31,853	32,670	20,742	£ 9,731	£ 9,500	£ 14,015	£ 15,776	£ 10,225
Apparel and Haberdashery	Value	—	—	—	—	—	72,699	43,747	55,876	83,492	141,474
Arms and Ammunition:											
Fire-arms (small) - - -	No.	1,657	82	3,652	631	10,545	4,721	328	4,234	995	16,172
Gunpowder - - - - -	Lbs.	712,209	983,867	1,432,355	1,033,194	1,414,711	24,752	29,569	47,721	35,928	43,848
Beer and Ale - - - - -	Barrels	16,926	14,987	20,463	18,554	16,669	79,432	72,332	99,188	93,171	95,063
Butter - - - - -	Cwts.	25,443	25,517	20,754	21,143	21,367	121,741	121,553	98,514	106,455	115,735
Coals, Cinders, and Culm	Tons	159,887	138,543	166,085	186,992	222,985	85,043	76,299	86,793	108,436	131,766
Copper, Wrought and Unwrought	Cwts.	13,246	9,860	9,986	11,535	12,212	72,006	52,187	51,921	63,099	60,640
Cottons, Entered by the Yard	Yards	168,298,415	107,880,915	91,912,828	146,524,567	114,845,221	2,477,078	1,854,747	2,057,815	3,810,192	2,720,598
" " at Value - - - - -	Value	—	—	—	—	—	73,913	72,467	57,396	121,989	113,471
Earthenware and Porcelain	"	—	—	—	—	—	84,800	68,591	68,919	78,371	87,542
Glass Manufactures - - -	"	—	—	—	—	—	33,264	27,511	32,576	30,858	21,998
Hardware and Cutlery, Unenumerated	Cwts.	42,767	31,611	30,903	37,926	48,501	148,345	116,889	115,765	150,106	253,877
Iron, Wrought and Unwrought	Tons	24,476	21,061	17,250	24,770	20,796	281,101	226,830	189,661	264,971	240,245
Lead and Shot - - - - -	"	1,049	881	867	1,137	1,477	24,964	20,580	19,814	27,521	33,818
Leather, Wrought and Unwrought	Value	—	—	—	—	—	37,434	46,847	42,074	48,849	161,310
Linens, Entered by the Yard	Yards	7,856,695	5,782,776	7,910,569	10,542,963	12,140,586	206,794	174,797	231,978	363,260	392,619
" " at Value - - - - -	Value	—	—	—	—	—	1,507	2,033	1,761	6,249	4,012
Machinery: Steam Engines	"	—	—	—	—	—	26,665	74,420	15,716	26,577	19,137
" All Other Sorts - - -	"	—	—	—	—	—	57,088	39,070	40,901	37,647	55,188
Musical Instruments - - -	"	—	—	—	—	—	3,004	2,462	2,602	2,400	1,225
Oil, Seed - - - - -	Gallons	118,048	126,408	145,240	185,527	114,319	15,532	19,494	26,571	29,217	16,083
Painters' Colours - - - -	Value	—	—	—	—	—	13,364	17,603	15,722	15,672	10,004
Plate, Plated Ware, Jewellery, and Watches	"	—	—	—	—	—	14,093	9,611	8,992	4,601	4,671
Silk Manufactures - - - -	"	—	—	—	—	—	24,821	17,132	13,444	16,513	9,706
Tin Plates - - - - -	"	—	—	—	—	—	23,816	23,194	19,387	32,010	16,183
Woollens, Entered by the Yard (including those formerly Entered by the Piece)	Yards	4,051,615	2,859,850	3,325,669	4,682,733	5,601,672	273,659	244,357	241,050	331,156	435,944
" Entered at Value - - -	Value	—	—	—	—	—	15,762	20,014	15,836	19,103	25,470
All Other Articles - - - -	"	—	—	—	—	—	245,036	251,617	288,019	324,646	416,896
TOTAL - - - - -							4,552,165	3,735,781	3,964,261	6,249,260	5,654,920

FOREIGN AND COLONIAL PRODUCE AND MANUFACTURES.											
PRINCIPAL AND OTHER ARTICLES.	QUANTITIES.					COMPUTED REAL VALUE.					
	1861.	1862.	1863.	1864.	1865.	1861.	1862.	1863.	1864.	1865.	
Arms: Cannon or Mortars, Mounted, &c. - - - - -	Value	—	—	—	—	—	£ 5,000	£ 100	£ 3,264	£ —	£ 10,193
Candles, Stearine - - - -	Cwts.	11	72	405	69	20	53	349	1,799	274	71
Cassia Lignea - - - - -	Lbs.	23,834	26,306	13,723	57,785	24,755	943	1,080	543	2,227	954
Cheese - - - - -	Cwts.	5,347	5,281	4,174	4,447	4,656	12,387	11,618	10,418	11,599	13,444
Cordage - - - - -	"	697	162	3,256	1,617	3,614	1,307	313	7,150	3,248	6,776
Corn: Wheatmeal or Flour	"	12,838	6,759	935	4,120	400	10,270	5,069	631	2,584	268
Cotton Piece Goods - - -	Pieces	300	1,730	1,760	120	42	64	350	716	163	60
Gum Lac: Shell Lac - - -	Cwts.	122	659	184	230	178	1,077	5,799	1,408	1,398	754
Hats or Bonnets of Straw	Lbs.	5,706	580	—	476	98	13,837	1,407	—	1,380	336
Jewellery - - - - -	Value	—	—	—	—	—	5,887	4,989	2,985	—	—
Linen Manufactures, entered at Value - - - - -	"	—	—	—	—	—	84	152	3,553	1,855	304
Opium - - - - -	Lbs.	854	1,682	328	616	1,540	687	1,429	299	508	1,104
Pepper - - - - -	"	155,059	245,883	253,173	308,450	128,660	2,584	4,098	3,956	4,498	1,576
Rice, not in the Husk - - -	Cwts.	24,058	15,950	22,206	35,706	23,445	15,538	9,769	13,509	20,233	16,118
Rosin - - - - -	"	2,741	5,994	4,641	6,113	2,184	1,782	5,843	6,478	9,679	2,184
Silk Manufactures:											
Bandannas, Corahs, Choppas, Tussore Cloths, Romals, and Taffaties - - - - -	Pieces	13,402	12,465	3,595	674	41	12,894	12,123	3,466	830	36
Crape Shawls, Scarfs, Handkerchiefs, and Pieces - - - - -	Lbs.	51	1,705	221	—	506	132	1,040	130	—	548
Spirits: Brandy - - - - -	Proof Gallons	3,685	3,861	4,215	4,257	3,155	1,628	1,673	1,510	1,303	841
Tar - - - - -	Barrels	468	312	10,92	816	208	668	529	1,388	840	195
Tea - - - - -	Lbs.	139,571	346,354	333,200	262,947	240,619	9,887	27,420	26,032	19,955	20,052
Tobacco, Unmanufactured	"	178,311	77,024	44,016	178,958	131,702	6,221	3,410	2,156	7,166	4,745
" Manufactured, and Cigars	"	20,170	10,825	11,628	13,033	12,773	8,647	4,427	4,661	4,552	4,071
Wine - - - - -	Gallons	15,561	9,717	15,347	12,734	15,246	5,408	3,152	4,636	4,322	4,079
Wood, Hewn - - - - -	Loads	386	793	54	—	1,232	1,303	2,599	172	—	3,527
" Sawn or Split - - - -	"	151	361	51	283	180	504	1,116	154	852	551
All Other Articles - - - -	Value	—	—	—	—	—	19,918	14,707	17,366	20,593	23,017
TOTAL - - - - -							138,710	124,561	118,380	120,099	116,104
TOTAL OF BRITISH AND FOREIGN PRODUCE							4,690,875	3,860,342	4,082,641	6,369,359	5,771,024

URUGUAY.
 (MONTE VIDEO.)

YEARS 1861 to 1865.

MONTE VIDEO.**IMPORTS THEREFROM.**

PRINCIPAL AND OTHER ARTICLES.	QUANTITIES.					COMPUTED REAL VALUE.				
	1861.	1862.	1863.	1864.	1865.	1861.	1862.	1863.	1864.	1865.
Beef, Salt - - - - - <i>Cwts.</i>	—	125	13,253	16,639	14,718	£	£	£	£	£
" Fresh - - - - - "	—	—	298	30,258	4,380	—	—	834	37,823	5,475
Bones of Animals and Fish (except Whalefins) <i>Tons</i>	10,137	9,106	18,356	12,347	13,586	53,003	49,084	101,338	70,629	79,909
Guano - - - - - "	284	1	6	132	197	1,597	8	46	1,056	1,576
Hair, Horse - - - - - <i>Cwts.</i>	5,971	5,090	3,008	3,640	5,889	31,382	25,175	15,048	18,608	29,919
Hides, not Tanned - - - - - "	88,669	183,771	186,057	192,259	111,932	269,149	536,058	484,652	530,575	275,427
Horns, Horn-tips, and Pieces of Horns <i>Tons</i>	162	236	591	345	260	3,520	4,765	11,207	6,230	8,813
Skins, Seal - - - - - <i>No.</i>	25,028	15,793	27,081	3,853	15,752	17,807	9,476	14,446	1,927	7,876
" Sheep - - - - - "	6,355	32,876	27,344	36,377	90,759	380	1,644	1,595	2,063	7,110
Tallow - - - - - <i>Cwts.</i>	83,908	129,690	208,190	106,209	264,852	208,398	295,701	436,703	221,597	589,982
Tobacco, Unmanufactured - - - - - <i>Lbs.</i>	—	82	201,426	273,383	325,731	—	3	8,692	7,712	9,830
Tongues - - - - - <i>Cwts.</i>	3	329	671	1,497	145	12	1,234	2,012	4,866	473
Wool, Sheep and Lambs' <i>Lbs.</i>	532,218	1,185,659	2,379,958	3,307,763	4,843,053	27,243	62,934	116,101	158,568	191,437
All Other Articles - - - - - <i>Value</i>	—	—	—	—	—	27,226	6,043	8,174	15,663	15,858
TOTAL - - - - -	—	—	—	—	—	639,717	992,328	1,220,629	1,099,271	1,249,211

EXPORTS THERETO.

PRODUCE AND MANUFACTURES OF THE UNITED KINGDOM.										
PRINCIPAL AND OTHER ARTICLES.	QUANTITIES.					DECLARED REAL VALUE.				
	1861.	1862.	1863.	1864.	1865.	1861.	1862.	1863.	1864.	1865.
Apparel and Haberdashery - <i>Value</i>	—	—	—	—	—	£	£	£	£	£
Beer and Ale - - - - - <i>Barrels</i>	2,449	1,916	2,833	4,215	3,848	8,795	7,075	11,487	21,444	20,194
Coals, Cinders, and Culm - <i>Tons</i>	39,310	32,898	49,335	44,959	64,786	20,205	16,484	24,746	24,140	37,882
Cottons, Entered by the Yard - <i>Yards</i>	13,115,420	10,940,950	7,496,381	19,752,617	12,273,404	206,552	197,617	177,142	500,384	234,395
" " at Value - <i>Value</i>	—	—	—	—	—	17,782	11,074	6,186	17,228	23,815
Earthenware and Porcelain - "	—	—	—	—	—	12,080	3,301	6,862	7,866	13,142
Hardwares and Cutlery - <i>Cwts.</i>	13,803	6,662	11,507	11,321	12,550	43,868	23,079	30,391	40,066	51,389
Iron, Wrought and Unwrought - <i>Tons</i>	2,590	4,248	3,113	3,474	3,630	25,560	37,081	30,927	38,329	37,737
Linens, Entered by the Yard - <i>Yards</i>	481,618	646,190	1,327,582	2,359,610	1,699,308	13,557	18,670	38,569	72,192	49,042
Painters' Colours, not otherwise described - <i>Value</i>	—	—	—	—	—	4,744	3,067	3,485	5,480	5,282
Silk Manufactures - - - - - "	—	—	—	—	—	6,112	5,697	5,183	12,568	13,406
Tin Plates - - - - - "	—	—	—	—	—	5,431	3,476	4,340	3,227	4,101
Woollens, Entered by the Yard } (including those formerly } Entered by the Piece) - <i>Yards</i>	1,472,963	784,031	1,043,274	1,443,749	1,178,631	120,287	58,193	81,153	99,861	117,939
" " at Value - <i>Value</i>	—	—	—	—	—	10,866	7,757	10,286	10,923	10,436
All Other Articles - - - - - "	—	—	—	—	—	56,567	42,444	75,311	95,774	96,471
TOTAL - - - - -	—	—	—	—	—	581,638	453,790	534,973	993,951	812,861

FOREIGN AND COLONIAL PRODUCE AND MANUFACTURES.

PRINCIPAL AND OTHER ARTICLES.	QUANTITIES.					COMPUTED REAL VALUE.				
	1861.	1862.	1863.	1864.	1865.	1861.	1862.	1863.	1864.	1865.
Rice, not in the Husk - - - <i>Cwts.</i>	15,294	5,932	7,565	11,881	17,887	£	£	£	£	£
Silk Manufactures:										
Bandannas, Corahs, Choppas, } Tussore Cloths, Romals, } <i>Pieces</i>	3,990	6,961	3,407	142	103	3,659	6,536	3,384	147	88
and Taffaties - - - - -	—	—	—	—	—	—	—	—	—	—
Spirits: Brandy - - - <i>Proof Gallons</i>	1,786	594	2,068	2,085	1,624	789	257	741	639	433
Tea - - - - - <i>Lbs.</i>	9,430	4,306	21,235	15,984	19,514	668	341	1,659	1,215	1,626
Wine - - - - - <i>Gallons</i>	2,400	1,272	2,084	1,467	3,027	839	390	722	479	826
All Other Articles - - - <i>Value</i>	—	—	—	—	—	4,617	2,721	2,961	3,391	8,126
TOTAL - - - - -	—	—	—	—	—	20,449	13,878	14,069	12,603	23,397
TOTAL OF BRITISH AND FOREIGN PRODUCE	—	—	—	—	—	602,087	467,668	549,042	1,006,554	836,258

IMPORTS THEREFROM.

PRINCIPAL AND OTHER ARTICLES.		QUANTITIES.					COMPUTED REAL VALUE.				
		1861.	1862.	1863.	1864.	1865.	1861.	1862.	1863.	1864.	1865.
Bones of Animals and Fish (except Whalefins)	Tons	13,304	9,667	14,625	12,548	14,351	£ 67,506	£ 54,194	£ 81,865	£ 76,312	£ 81,559
Copper, Unwrought and part Wrought	"	650	502	501	471	205	60,003	48,059	48,466	45,307	18,921
Ore and Regulus	"	12	11	17	138	592	352	370	317	4,616	20,639
Feathers, Ostrich	Lbs.	3,729	1,160	—	4,915	729	290	3,188	—	8,720	620
Grease	Cwts.	21,883	13,723	3,936	577	729	42,109	26,213	6,926	1,036	1,292
Hair, Horse	Cwts.	17,006	8,868	7,246	8,240	6,483	88,952	43,614	35,614	41,812	32,993
Hides, not Tanned	"	152,099	129,967	151,467	137,347	118,504	473,698	395,927	390,008	379,726	297,500
Horns, Horn-tips, and Pieces of Horn	Tons	237	244	453	163	218	5,296	4,930	8,533	2,927	7,759
Skins and Furs: viz., Lamb	No.	88,448	303,428	429,512	287,784	56,717	2,636	7,174	10,737	7,157	1,418
" " Nutria	"	430,835	445,690	236,470	103,424	64,640	9,465	9,937	8,945	5,846	3,908
" " Sheep	"	258,332	363,151	491,521	1,339,069	857,691	14,308	18,625	26,386	77,010	59,020
Tallow	Cwts.	154,200	84,449	69,673	73,078	114,451	387,260	194,175	145,545	152,327	254,352
Tobacco, Unmanufactured	Lbs.	1,866,334	2,150,896	2,859,714	1,515,780	1,134,074	74,221	92,463	117,982	43,933	34,748
Wool, Sheep and Lambs'	"	5,092,352	4,861,016	8,076,847	7,995,082	5,539,878	236,860	222,874	333,750	312,335	176,269
All Other Articles	Value	—	—	—	—	—	8,693	11,328	22,577	27,111	23,331
TOTAL							1,471,649	1,133,071	1,239,651	1,186,215	1,014,329

EXPORTS THERETO.

PRINCIPAL AND OTHER ARTICLES.		QUANTITIES.					DECLARED REAL VALUE.				
		1861.	1862.	1863.	1864.	1865.	1861.	1862.	1863.	1864.	1865.
Apparel and Haberdashery	Value	—	—	—	—	—	£ 98,685	£ 67,067	£ 111,939	£ 94,479	£ 112,059
Beer and Ale	Burrels	4,595	3,755	5,174	6,088	9,307	18,970	15,640	22,212	30,451	44,106
Coals, Cinders, and Culm	Tons	19,637	16,177	23,817	20,257	34,767	13,846	10,365	15,096	14,382	24,141
Copper, Wrought and Unwrought	Cwts.	384	233	252	543	214	2,092	1,217	1,376	3,124	1,238
Cottons, Entered by the Yard	Yards	40,860,447	16,469,243	18,265,691	30,177,140	23,248,631	608,044	297,524	412,652	708,758	550,580
" " at Value	Value	—	—	—	—	—	34,338	20,307	30,915	39,662	47,311
Drugs and Chemical Products	"	—	—	—	—	—	6,027	5,274	9,229	11,842	9,139
Earthenware and Porcelain	"	—	—	—	—	—	22,216	12,029	11,868	16,109	19,114
Furniture, Cabinet, and Upholstery Wares	"	—	—	—	—	—	2,152	1,625	1,924	1,463	1,527
Glass Manufactures	"	—	—	—	—	—	11,618	8,916	9,598	7,302	14,912
Gunpowder	Lbs.	37,175	53,125	57,600	102,997	259,008	1,577	2,275	2,615	3,895	7,875
Hardwares and Cutlery, Unenumerated	Cwts.	17,310	9,646	18,434	19,666	19,111	55,547	37,456	57,427	72,607	72,816
Iron, Wrought and Unwrought	Tons	6,571	7,300	18,954	26,749	35,628	65,298	68,110	156,331	248,785	291,243
Leather, Wrought and Unwrought	Value	—	—	—	—	—	3,745	2,235	7,792	2,303	11,114
" " Saddlery and Harness	"	—	—	—	—	—	7,418	4,791	6,218	4,659	5,201
Linens, Entered by the Yard	Yards	1,630,034	1,347,890	2,636,925	3,568,052	3,797,704	46,111	33,413	75,526	105,480	115,450
Machinery and Mill Work	Value	—	—	—	—	—	12,081	4,404	28,743	22,488	44,240
Oil, Seed	Gallons	21,886	14,300	43,589	25,750	44,877	2,938	2,279	7,695	4,931	7,190
Painters' Colours (not otherwise described)	Value	—	—	—	—	—	9,198	8,079	7,913	7,820	14,798
Plate, Plated Wares, Jewellery, and Watches	"	—	—	—	—	—	6,513	2,526	2,625	2,500	2,789
Silk Manufactures	"	—	—	—	—	—	13,971	6,903	9,676	8,052	14,545
Stationery, other than Paper	"	—	—	—	—	—	2,623	3,929	2,240	9,378	3,978
Tin Plates	"	—	—	—	—	—	8,014	3,848	3,771	4,856	6,453
Woollens, Entered by the Yard (including those formerly Entered by the Piece)	Yards	2,923,915	1,787,374	2,623,648	2,702,390	3,467,628	251,415	152,244	209,461	212,402	345,684
" " at Value	Value	—	—	—	—	—	18,116	18,313	21,007	18,467	24,897
All Other Articles	"	—	—	—	—	—	60,946	64,799	101,421	108,400	153,092
TOTAL							1,383,529	854,213	1,330,959	1,757,457	1,950,892

FOREIGN AND COLONIAL PRODUCE AND MANUFACTURES.

PRINCIPAL AND OTHER ARTICLES.		QUANTITIES.					COMPUTED REAL VALUE.				
		1861.	1862.	1863.	1864.	1865.	1861.	1862.	1863.	1864.	1865.
Coffee	Lbs.	1,176	3,168	8,723	12,195	2,512	£ 32	£ 96	£ 318	£ 73	£ 84
Indigo	Cwts.	133	17	37	16	8	4,764	598	1,039	472	241
Pepper	Lbs.	2,660	2,158	—	29,513	59,106	44	36	—	430	862
Rice, not in the Husk	Cwts.	8,631	5,678	2,110	7,190	11,496	5,574	3,478	1,284	4,074	7,903
Rosin	"	—	—	265	—	223	—	—	370	—	223
Silk Manufactures:											
Bandannas, Corahs, Choppas, Tussore Cloths, Romals, and Taffaties	Pieces	1,488	1,972	1,130	—	—	1,444	1,879	1,221	—	—
Crape Shawls, Scarfs, Handkerchiefs, and Pieces	Lbs.	—	290	—	—	—	—	447	—	—	—
Spelter	Tons	—	—	—	—	5	—	—	—	—	128
Spirits: Brandy	Proof Gallons	2,475	3,458	4,706	4,882	5,757	1,093	1,499	1,686	1,495	1,535
Tea	Lbs.	14,874	22,259	45,973	142,659	195,017	1,053	1,762	3,592	10,848	16,251
Tobacco, Manufactured	"	3,039	1,241	6,226	3,715	8,224	1,072	513	895	1,187	1,396
Wine	Gallons	6,022	10,170	13,370	10,071	18,164	2,114	3,064	4,087	3,315	5,124
All Other Articles	Value	—	—	—	—	—	2,508	1,707	2,671	2,748	3,926
TOTAL							19,698	15,079	17,163	24,642	37,673
TOTAL OF BRITISH AND FOREIGN PRODUCE							1,403,227	869,292	1,348,122	1,782,099	1,988,565

PARAGUAY.

IMPORTS THEREFROM. Nil.

EXPORTS THERETO.

PRODUCE AND MANUFACTURES OF THE UNITED KINGDOM.										
PRINCIPAL AND OTHER ARTICLES.	QUANTITIES.					DECLARED REAL VALUE.				
	1861.	1862.	1863.	1864.	1865.	1861.	1862.	1863.	1864.	1865.
Furniture: Cabinet and Upholstery Wares - } Value	—	—	—	—	—	£	£ 285	£	£	£
Machinery and Mill Work - " "	—	—	—	—	—	—	1,325	—	—	—
All Other Articles - " "	—	—	—	—	—	—	154	—	—	—
TOTAL - - -	—	—	—	—	—	—	1,764	—	—	—
FOREIGN AND COLONIAL PRODUCE AND MANUFACTURES.										
PRINCIPAL AND OTHER ARTICLES.	QUANTITIES.					COMPUTED REAL VALUE.				
	1861.	1862.	1863.	1864.	1865.	1861.	1862.	1863.	1864.	1865.
Tea - - - - - Lbs.	—	26	—	—	—	£	£ 2	£	£	£
Wine - - - - - Gallons	—	185	—	—	—	—	59	—	—	—
TOTAL - - -	—	—	—	—	—	—	61	—	—	—
TOTAL OF BRITISH AND FOREIGN PRODUCE	—	—	—	—	—	—	1,825	—	—	—

PATAGONIA.

IMPORTS THEREFROM.

PRINCIPAL AND OTHER ARTICLES.	QUANTITIES.					COMPUTED REAL VALUE.				
	1861.	1862.	1863.	1864.	1865.	1861.	1862.	1863.	1864.	1865.
Gusno - - - - - Tons	1,534	793	340	—	—	£ 4,220	£ 2,181	£ 2,210	£	£
All Other Articles - - - - - Value	—	—	—	—	—	—	19	41	—	—
TOTAL - - -	—	—	—	—	—	4,220	2,200	2,251	—	—

EXPORTS THERETO.

PRODUCE AND MANUFACTURES OF THE UNITED KINGDOM.										
PRINCIPAL AND OTHER ARTICLES.	QUANTITIES.					DECLARED REAL VALUE.				
	1861.	1862.	1863.	1864.	1865.	1861.	1862.	1863.	1864.	1865.
Coals - - - - - Tons	—	—	—	—	84	£	£	£	£	£ 40
All Other Articles - - - - - Value	—	—	—	—	—	—	—	—	—	25
TOTAL - - -	—	—	—	—	—	—	—	—	—	65
FOREIGN AND COLONIAL PRODUCE AND MANUFACTURES.										
PRINCIPAL AND OTHER ARTICLES.	QUANTITIES.					COMPUTED REAL VALUE.				
	1861.	1862.	1863.	1864.	1865.	1861.	1862.	1863.	1864.	1865.
Corn: Wheat - - - - - Cwts.	—	—	—	—	89	£	£	£	£	£ 42
TOTAL OF BRITISH AND FOREIGN PRODUCE	—	—	—	—	—	—	—	—	—	107

IMPORTS THEREFROM.

PRINCIPAL AND OTHER ARTICLES.	QUANTITIES.					COMPUTED REAL VALUE.				
	1861.	1862.	1863.	1864.	1865.	1861.	1862.	1863.	1864.	1865.
Bark, Peruvian - - - - Cwts.	1,035	410	445	140	—	£ 14,649	£ 3,982	£ 2,475	£ 895	£ —
Bones of Animals and Fish (except Whalefins) - - - - } Tons	180	581	153	781	829	928	3,166	844	5,172	4,521
Cobalt, Ore of - - - - "	569	251	183	213	276	17,380	4,660	4,014	7,562	3,295
Cocoa - - - - - Lbs.	432,433	251,018	61,806	—	29	11,893	6,236	1,674	—	1
Copper Ore - - - - - Tons	24,307	27,002	25,966	20,664	21,801	430,533	465,192	436,974	348,142	397,524
Regulus - - - - - "	18,107	31,240	18,708	22,659	36,513	736,290	1,211,340	714,739	896,307	1,340,208
Unwrought - - - - - "	3,217	2,378	1,794	4,483	3,786	275,555	204,421	150,882	381,452	311,540
part Wrought - - - - - "	2,493	3,200	4,677	10,736	12,675	228,388	302,965	450,355	1,043,741	1,183,802
Corn: Wheat - - - - - Cwts.	178,979	284,734	281,229	190,881	144,861	121,944	182,251	154,833	92,404	67,949
Wheat Meal and Flour - - - - "	148,213	50,085	866	5,880	20,001	119,692	36,249	623	3,907	13,335
Cotton, Raw - - - - - "	—	9	—	12	1,962	—	71	—	133	18,999
Guano - - - - - Tons	3,345	147	465	832	2,240	19,119	956	3,061	6,656	17,920
Hides, not Tanned - - - - - Cwts.	12,850	14,830	20,033	15,297	24,283	42,051	49,885	60,715	45,300	63,531
Mother-of-Pearl Shells, Rough - - - - "	904	1,529	1,014	—	—	1,720	3,082	850	—	—
Nicaragua Wood - - - - - Tons	242	31	—	—	—	2,075	264	—	—	—
Nitre, Cubic - - - - - Cwts.	40,288	58,090	13,108	37,157	27,734	26,133	39,131	9,894	28,055	17,334
Oil, Spermaceti, or Head Matter - Tons	2	29	103	156	4	183	2,598	8,209	11,299	359
Cocca-nut - - - - - Cwts.	2,016	6,457	3,681	5,694	6,021	4,710	16,231	9,111	9,882	11,256
Orchal - - - - - "	11,752	12,397	9,263	790	—	20,820	19,875	13,849	1,264	—
Silver Ore - - - - - Tons	3,967	5,511	4,370	4,163	3,918	269,747	286,348	215,985	188,439	234,352
Tallow - - - - - Cwts.	5,265	2,582	2,226	8,144	2,283	12,402	5,888	4,758	17,143	4,840
Tin Ore - - - - - Tons	—	—	—	—	79	—	—	—	—	4,740
Wool, Sheep and Lambs' - - - - Lbs.	350,551	71,018	629,991	486,341	831,415	8,435	2,105	18,420	16,178	25,042
of the Alpaca and the Llama Tribe - "	309,674	9,293	—	319,065	307,617	36,128	1,385	—	42,207	46,738
All Other Articles - - - - - Value	—	—	—	—	—	16,120	15,153	26,597	16,103	31,257
TOTAL - - - - -	—	—	—	—	—	2,416,895	2,863,434	2,288,862	3,162,241	3,798,543

EXPORTS THERETO.

PRODUCE AND MANUFACTURES OF THE UNITED KINGDOM.										
PRINCIPAL AND OTHER ARTICLES.	QUANTITIES.					DECLARED REAL VALUE.				
	1861.	1862.	1863.	1864.	1865.	1861.	1862.	1863.	1864.	1865.
Alkali, Soda - - - - - Cwts.	8,718	9,333	9,544	6,656	2,568	£ 5,211	£ 4,977	£ 5,556	£ 4,654	£ 1,784
Apparel and Haberdashery - - - - - Value	—	—	—	—	—	17,680	16,511	27,836	14,956	12,886
Bags, Empty - - - - - Dozens	70,651	75,791	117,834	99,063	116,970	23,830	21,452	48,673	43,950	50,134
Beer and Ale - - - - - Barrels	3,555	3,645	5,156	7,883	8,710	14,395	14,749	21,898	36,468	40,897
Bricks - - - - - No.	1,240,010	1,296,663	1,302,000	1,395,000	1,659,000	3,980	4,366	4,539	4,572	5,915
Candles - - - - - Lbs.	43,954	39,502	71,861	6,675	9,288	2,551	2,584	2,741	395	483
Coals, Cinders, and Culm - - - - - Tons	70,399	64,516	74,074	86,920	110,825	34,588	29,070	34,678	44,785	56,798
Copper, Wrought and Unwrought - - - - - Cwts.	1,783	3,475	2,722	3,079	3,733	8,533	14,388	12,078	14,642	15,930
Cotton Yarn - - - - - Lbs.	202,850	81,635	63,128	12,540	57,199	23,565	11,308	9,137	3,785	11,629
Cottons, Entered by the Yard - - - - - Yards	43,428,369	21,879,940	27,921,677	35,823,171	32,445,038	604,950	361,578	591,431	783,427	645,124
" " at Value - - - - - Value	—	—	—	—	—	39,205	23,784	25,754	20,884	29,311
Drugs and Chemical Products - - - - - "	—	—	—	—	—	7,406	6,900	10,408	9,677	9,990
Earthenware and Porcelain - - - - - "	—	—	—	—	—	19,179	11,487	15,988	10,392	9,284
Glass Manufactures - - - - - "	—	—	—	—	—	11,784	9,100	9,441	9,040	10,214
Gunpowder - - - - - Lbs.	635,500	1,449,791	1,466,737	2,276,560	1,131,625	18,423	40,425	38,532	56,166	30,104
Hardwares and Cutlery, Unenu- } merated - - - - - } Cwts.	17,321	9,150	18,858	15,041	19,435	53,807	29,184	56,733	49,123	62,599
Iron, Wrought and Unwrought - - - - - Tons	16,213	10,852	8,907	10,094	19,154	153,279	101,916	102,655	107,445	188,120
Leather, Wrought and Unwrought - - - - - Value	—	—	—	—	—	5,108	2,813	2,824	3,267	2,626
Linens, Entered by the Yard - - - - - Yards	1,605,037	1,845,773	3,148,061	4,175,354	4,312,371	40,769	43,884	87,610	120,730	123,329
Machinery : Steam Engines - - - - - Value	—	—	—	—	—	14,445	205	9,235	18,812	23,560
" All Other Sorts - - - - - "	—	—	—	—	—	16,982	4,378	2,886	7,645	18,933
Musical Instruments - - - - - "	—	—	—	—	—	803	1,047	2,855	3,090	1,583
Painters' Colours (not otherwise } described) - - - - - } "	—	—	—	—	—	6,331	2,970	8,092	6,849	8,370
Silk Manufactures - - - - - "	—	—	—	—	—	5,292	3,537	4,489	2,614	3,743
Soap - - - - - Cwts.	185	228	1,105	439	273	339	614	2,575	1,267	837
Tin Plates - - - - - Value	—	—	—	—	—	3,282	1,231	1,999	1,273	3,119
Woollens, Entered by the Yard, } including those formerly } entered by the Piece) - - - - - Yards	1,596,232	1,121,982	2,036,861	2,089,395	1,503,391	153,943	114,740	177,536	182,663	144,996
" Entered at Value - - - - - Value	—	—	—	—	—	11,279	16,959	17,077	11,439	7,523
All Other Articles - - - - - "	—	—	—	—	—	58,512	55,385	96,558	109,570	82,166
TOTAL - - - - -	—	—	—	—	—	1,362,451	954,542	1,431,814	1,683,580	1,601,987

FOREIGN AND COLONIAL PRODUCE AND MANUFACTURES.

PRINCIPAL AND OTHER ARTICLES.	QUANTITIES.					COMPUTED REAL VALUE.				
	1861.	1862.	1863.	1864.	1865.	1861.	1862.	1863.	1864.	1865.
Candles, Stearine - - - - - Cwts.	—	63	408	—	—	£ —	£ 306	£ 1,812	£ —	£ —
Oil, Olive - - - - - Tons	3	13	18	—	—	171	763	1,003	—	—
Olibanum - - - - - Cwts.	—	5	—	728	—	—	15	—	2,442	—
Paper, not for Hangings - - - - - "	331	90	454	516	1,320	844	230	865	966	2,570
Quicksilver - - - - - Lbs.	309	—	74,903	54,969	41,332	28	—	6,788	5,898	4,262
Rice, not in the Husk - - - - - Cwts.	1,721	11,892	4,804	2,700	2,982	1,112	7,284	2,922	1,530	2,050
Silk Manufactures: Bandannas, Corahs, Choppas, } Tussore Cloths, Romals, and } Taffaties - - - - - } Pieces	3,224	1,862	632	1,440	—	2,954	1,624	567	1,499	—
Spirits : Brandy - - - - - Proof Gallons	3,196	1,940	3,578	2,348	2,791	1,412	841	1,282	719	744
Sugar, Unrefined - - - - - Cwts.	9	—	922	2,646	73	11	—	1,052	4,193	103
" Refined - - - - - "	19	—	3	262	233	33	—	5	463	346
Tea - - - - - Lbs.	49,150	61,119	177,845	84,684	67,815	3,481	4,838	13,894	6,440	5,651
Tobacco, Manufactured, and Cigars - - - - - "	9,331	5,503	4,664	12,666	12,816	528	523	408	830	674
Wine - - - - - Gallons	10,996	9,992	12,433	15,587	13,381	3,909	3,062	4,127	5,449	3,833
All Other Articles - - - - - Value	—	—	—	—	—	3,599	5,316	7,501	5,757	4,095
TOTAL - - - - -	—	—	—	—	—	18,082	24,802	42,226	36,186	24,328
TOTAL OF BRITISH AND FOREIGN PRODUCE	—	—	—	—	—	1,380,533	979,344	1,474,040	1,719,766	1,626,315

YEARS 1861 to 1865.

PERU.

IMPORTS THEREFROM.

PRINCIPAL AND OTHER ARTICLES.	QUANTITIES.					COMPUTED REAL VALUE.				
	1861.	1862.	1863.	1864.	1865.	1861.	1862.	1863.	1864.	1865.
						£	£	£	£	£
Bark, Peruvian - - - Cwts.	2,121	7,268	12,640	7,168	8,516	29,937	58,541	69,118	43,358	56,967
Cobalt Ore - - - Tons	12	3	—	263	207	240	295	—	10,702	8,060
Cochineal - - - Cwts.	129	59	18	39	34	1,867	881	259	509	444
Copper Ore - - - Tons	3,781	2,223	1,843	269	3,512	66,570	38,423	29,675	4,536	57,750
„ Regulus - - - „	653	1,310	—	445	8	26,596	50,878	—	17,021	294
„ Unwrought - - - „	1,102	1,448	1,006	1,155	—	96,585	121,774	80,480	97,189	—
„ part Wrought - - - „	1,427	727	9	677	74	132,684	68,868	836	67,286	7,877
(Cotton, Raw - - - Cwts.	3,585	2,252	160	64	8,937	16,463	12,981	1,997	760	85,731
Guano - - - Tons	161,566	69,390	196,704	113,086	210,784	1,938,792	879,585	2,441,354	1,357,032	2,529,409
Hides, not Tanned - - - Cwts.	7,948	4,433	5,352	6,954	11,081	26,497	14,280	14,380	19,170	23,349
Manures, Unenumerated - - - Value	—	—	—	—	—	3,188	1,635	1,977	43,865	2,660
Nitre, Cubic - - - Cwts.	447,677	733,867	513,820	623,655	972,657	291,835	499,653	364,511	474,542	633,645
Orchal - - - „	9,911	10,660	10,366	18,103	6	16,155	17,197	15,416	25,960	6
Silver Ore - - - Tons	151	155	120	103	124	3,086	10,577	5,120	4,285	4,950
Skins or Furs, viz. Chinchilla - - - No.	628	11,456	5,026	11,288	32,116	94	1,249	542	2,028	7,969
Sugar, Unrefined - - - Cwts.	2,906	4	1	11,701	3,365	2,950	4	2	13,752	3,029
Tin - - - „	1,447	2,396	1,103	151	346	8,551	13,271	6,317	719	1,511
„ Ore - - - Tons	256	371	215	233	307	15,360	22,260	12,900	13,980	18,420
Wool, Sheep and Lambs' - - - Lbs.	3,082,152	3,199,856	3,085,108	3,805,021	3,250,198	157,089	176,395	175,035	232,660	198,676
„ of the Alpaca and Llama } Tribe - - - } „	2,791,315	2,675,446	2,772,836	1,620,335	2,384,874	315,446	390,535	338,988	296,344	342,561
All Other Articles - - - Value	—	—	—	—	—	19,567	14,810	6,421	19,733	13,843
TOTAL - - -	—	—	—	—	—	3,169,552	2,394,092	3,565,328	2,655,431	4,002,160

EXPORTS THERETO.

PRODUCE AND MANUFACTURES OF THE UNITED KINGDOM.										
PRINCIPAL AND OTHER ARTICLES.	QUANTITIES.					DECLARED REAL VALUE.				
	1861.	1862.	1863.	1864.	1865.	1861.	1862.	1863.	1864.	1865.
						£	£	£	£	£
Apparel and Haberdashery - Value	—	—	—	—	—	32,943	21,486	23,441	19,395	14,333
Arms and Ammunition - "	—	—	—	—	—	21,453	2,887	3,333	2,362	13,984
Bags, Empty - Dozens	16,235	24,477	39,789	51,037	24,703	6,406	8,302	16,212	25,811	10,354
Beer and Ale - Barrels	1,848	1,840	2,918	5,384	8,742	8,515	8,925	13,139	24,132	45,873
Candles - Lbs.	73,668	52,968	71,723	21,799	19,943	5,685	2,628	2,914	990	1,028
Coals, Cinders, and Culm - Tons	31,354	27,536	27,567	50,207	53,840	18,843	16,425	17,632	30,481	36,514
Copper, Wrought and Unwrought - Cwts.	542	1,165	1,661	1,118	2,196	3,597	5,455	8,457	5,862	9,822
Cordage and Twine - "	1,736	2,388	3,149	873	3,796	3,423	5,638	6,911	2,110	9,159
Cottons, Entered by the Yard - Yards	34,370,919	13,825,760	15,698,511	26,394,855	19,653,872	509,183	252,823	347,784	605,810	404,580
" " at Value - Value	—	—	—	—	—	39,836	24,447	18,867	18,437	23,816
Drugs and Chemical Products - "	—	—	—	—	—	8,200	5,273	9,215	15,277	9,147
Earthenware and Porcelain - "	—	—	—	—	—	16,997	9,577	11,313	17,749	24,198
Glass Manufactures - "	—	—	—	—	—	6,229	5,872	10,206	11,467	13,472
Hardwares & Cutlery, Unenumerated - Cwts.	16,469	13,459	16,124	14,126	16,871	46,951	35,623	44,758	40,087	47,677
Iron, Wrought and Unwrought - Tons	2,091	4,064	3,729	5,905	5,771	22,662	55,898	40,504	90,611	72,574
Leather, Wrought and Unwrought - Value	—	—	—	—	—	3,742	13,442	17,055	2,319	1,386
Linens, Entered by the Yard - Yards	2,090,705	1,315,391	3,344,878	2,140,959	3,062,023	70,958	36,780	94,187	70,431	96,559
Machinery: Steam Engines - Value	—	—	—	—	—	9,777	78	4,727	6,043	35,390
" All Other Sorts - "	—	—	—	—	—	12,599	13,595	5,679	11,724	28,545
Musical Instruments - "	—	—	—	—	—	4,145	2,200	2,786	2,804	1,244
Silk Manufactures - "	—	—	—	—	—	4,498	2,628	570	2,845	1,496
Soap - Cwts.	139	824	1,444	1,472	480	259	1,211	2,235	2,236	1,023
Tin Plates - Value	—	—	—	—	—	1,544	1,467	1,289	608	2,383
Wax, Bees' - Cwts.	408	9	437	947	308	3,780	85	5,104	8,377	3,387
Woollens, Entered by the Yard } (including those formerly entered by the Piece) - Yards	2,922,378	2,363,752	2,564,999	2,203,229	1,552,046	264,264	229,650	252,058	238,639	199,428
" " at Value - Value	—	—	—	—	—	7,114	8,508	8,727	3,902	6,674
All Other Articles - "	—	—	—	—	—	61,270	53,682	58,240	71,183	71,710
TOTAL - - -	—	—	—	—	—	1,194,873	824,585	1,027,343	1,331,692	1,185,756

FOREIGN AND COLONIAL PRODUCE AND MANUFACTURES.										
PRINCIPAL AND OTHER ARTICLES.	QUANTITIES.					COMPUTED REAL VALUE.				
	1861.	1862.	1863.	1864.	1865.	1861.	1862.	1863.	1864.	1865.
						£	£	£	£	£
Cinnamon - Lbs.	—	3,402	13,992	1,894	2,183	—	255	1,122	182	223
Indigo - Cwts.	175	—	55	15	5	6,269	—	1,545	442	161
Opium - Lbs.	7,704	3,243	4,561	3,700	4,535	6,195	2,757	4,162	3,052	3,250
Paper, not for Hangings - Cwts.	70	25	—	68	11	178	47	—	128	21
Petroleum - Tons	—	—	50	—	—	—	—	1,119	—	—
Quicksilver - Lbs.	8,992	—	27,322	30,738	—	815	—	2,476	3,298	—
Rice, not in the Husk - Cwts.	—	440	3,810	2,838	3,350	—	270	2,318	1,608	2,303
Silk Manufactures:										
Bandannas, Corahs, Choppas, Tussore Cloths, Romals, and Taffaties - Pieces	1,082	1	—	400	—	1,020	2	—	310	—
Spirits: Brandy - Proof Gallons	475	1,374	2,804	1,459	1,776	210	595	1,004	447	474
Sugar, Refined - Cwts.	2	2	1,564	2	—	4	3	2,633	4	—
Tea - Lbs.	11,180	12,071	26,170	18,504	9,785	792	956	2,045	1,407	816
Wax, Bees' - Cwts.	240	69	—	67	204	2,286	533	—	707	2,041
Wine - Gallons	10,318	9,927	8,724	14,016	10,080	3,646	3,160	2,815	4,786	2,903
All Other Articles - Value	—	—	—	—	—	4,730	3,202	6,483	6,795	7,938
TOTAL - - -	—	—	—	—	—	26,145	11,780	27,722	23,166	20,120
TOTAL OF BRITISH AND FOREIGN PRODUCE	—	—	—	—	—	1,221,018	836,365	1,055,065	1,354,858	1,205,876

BOLIVIA.
IMPORTS THEREFROM.

PRINCIPAL AND OTHER ARTICLES.	QUANTITIES.					COMPUTED REAL VALUE.				
	1861.	1862.	1863.	1864.	1865.	1861.	1862.	1863.	1864.	1865.
Copper Ore - - - - - Tons	2,824	9,197	6,722	5,537	3,788	£ 50,642	£ 158,663	£ 108,147	£ 87,498	£ 58,538
" Regulus - - - - - "	813	2,255	1,633	1,471	1,177	33,527	88,559	62,024	58,327	43,935
" Unwrought and Part wrought - - - - - "	—	—	101	—	—	—	—	8,524	—	—
Guano - - - - - "	5,575	11,579	11,804	496	7,468	31,295	83,621	76,784	3,224	46,782
Tin - - - - - Cwts.	—	1,778	496	878	318	—	9,890	2,736	4,278	1,405
Wool, Sheep and Lambs' - - - - - Lbs.	175,851	—	—	—	—	8,426	—	—	—	—
All Other Articles - - - - - Value	—	—	—	—	—	1,526	1,249	981	717	366
TOTAL - - - - -	—	—	—	—	—	125,416	341,982	259,196	154,044	151,026

EXPORTS THERETO.

PRODUCE AND MANUFACTURES OF THE UNITED KINGDOM.										
PRINCIPAL AND OTHER ARTICLES.	QUANTITIES.					DECLARED REAL VALUE.				
	1861.	1862.	1863.	1864.	1865.	1861.	1862.	1863.	1864.	1865.
Beer and Ale - - - - - Barrels	—	—	—	120	—	£ —	£ —	—	714	—
Bricks - - - - - No.	86,500	24,000	—	58,000	—	255	72	—	165	—
Coals - - - - - Tons	—	1,551	—	363	2,254	—	592	—	166	988
Cottons, Entered by the Yard - - - - - Yards	—	—	—	18,000	—	—	—	—	560	—
Iron, Wrought and Unwrought - - - - - Tons	50	—	—	65	—	300	—	—	822	—
Machinery and Mill Work - - - - - Value	—	—	—	—	—	150	—	—	—	—
All Other Articles - - - - - "	—	—	—	—	—	217	—	—	1,083	9
TOTAL - - - - -	—	—	—	—	—	922	664	—	3,510	997

FOREIGN AND COLONIAL PRODUCE AND MANUFACTURES.

PRINCIPAL AND OTHER ARTICLES.	QUANTITIES.					COMPUTED REAL VALUE.				
	1861.	1862.	1863.	1864.	1865.	1861.	1862.	1863.	1864.	1865.
Quicksilver - - - - - Lbs.	—	—	—	—	—	£ —	£ —	£ —	£ —	£ —
Tea - - - - - "	1,168	—	—	—	106	83	—	—	—	9
Tobacco, Manufactured - - - - - "	—	159	—	892	—	—	11	—	58	—
All Other Articles - - - - - Value	—	—	—	—	—	26	—	—	183	—
TOTAL - - - - -	—	—	—	—	—	109	11	—	241	9
TOTAL OF BRITISH AND FOREIGN PRODUCE - - - - -	—	—	—	—	—	1,031	675	—	3,751	1,006

ECUADOR.

IMPORTS THEREFROM.

PRINCIPAL AND OTHER ARTICLES.	QUANTITIES.					COMPUTED REAL VALUE.				
	1861.	1862.	1863.	1864.	1865.	1861.	1862.	1863.	1864.	1865.
Bark, Peruvian - - - - - Cwts.	604	2,187	347	101	536	£ 8,738	£ 21,738	£ 1,920	£ 615	£ 3,669
Caoutchouc - - - - - "	323	123	195	91	237	2,079	814	1,568	594	1,668
Cocoa - - - - - Lbs.	1,752,789	2,010,653	1,538,313	497,093	498,599	45,180	52,565	39,854	17,580	17,291
Cotton, Raw - - - - - Cwts.	—	—	278	117	58	—	—	2,674	1,466	639
Hats of Straw - - - - - Lbs.	—	384	181	150	2,318	—	960	453	375	6,954
Indigo - - - - - Cwts.	—	—	—	67	—	—	—	—	1,704	—
Orchal - - - - - "	6,489	8,997	5,607	1,071	2,459	11,617	15,070	9,000	1,714	3,935
Sugar, Unrefined - - - - - "	3,073	—	3,814	—	—	3,586	—	3,857	—	—
Tobacco, Unmanufactured - - - - - Lbs.	112,277	33,978	91,879	30,701	65,282	10,259	3,430	9,030	2,537	4,972
All Other Articles - - - - - Value	—	—	—	—	—	343	446	252	380	1,587
TOTAL - - - - -	—	—	—	—	—	81,802	95,023	68,608	26,965	40,715

CHINA
(Including HONG KONG and MACÃO.)

ECUADOR (Cont^d).
EXPORTS THERETO.

PRODUCE AND MANUFACTURES OF THE UNITED KINGDOM.										
PRINCIPAL AND OTHER ARTICLES.	QUANTITIES.					DECLARED REAL VALUE.				
	1861.	1862.	1863.	1864.	1865.	1861.	1862.	1863.	1864.	1865.
Cottons, Entered by the Yard - Yards	8,055,004	28,997	38,939	—	43,852	£ 117,053	£ 455	£ 811	£ —	£ 879
" " at Value - Value	—	—	—	—	—	2,243	60	42	—	859
Earthenware and Porcelain	—	—	—	—	—	2,550	—	532	441	4,489
Hardware and Cutlery - Cwts.	1,262	1	342	95	2,270	4,353	10	917	136	5,667
Iron, Wrought and Unwrought - Tons	189	—	147	32	266	3,895	—	1,549	486	4,503
Linens, Entered by the Yard - Yards	148,554	7,030	6,650	—	27,629	5,807	283	144	—	805
Machinery and Mill Work - Value	—	—	—	—	—	864	—	1,732	—	699
Soap - Cwts.	731	—	1,042	—	130	775	—	1,200	—	180
Woollen Manufactures - Value	—	—	—	—	—	4,485	116	686	—	805
All Other Articles - "	—	—	—	—	—	12,148	152	2,251	1,683	9,799
TOTAL	—	—	—	—	—	154,173	1,076	9,864	2,746	28,655

FOREIGN AND COLONIAL PRODUCE AND MANUFACTURES.										
PRINCIPAL AND OTHER ARTICLES.	QUANTITIES.					COMPUTED REAL VALUE.				
	1861.	1862.	1863.	1864.	1865.	1861.	1862.	1863.	1864.	1865.
Pepper - Lbs.	3,874	—	953	4,318	609	£ 68	£ —	£ 15	£ 63	£ 9
Silk Manufactures :										
Bandannas, Corahs, Choppas, Romals, and Taffaties - Pieces	730	—	—	—	—	662	—	—	—	—
Broadstuffs and Ribbons - Lbs.	600	—	—	1,000	—	1,680	—	—	2,400	—
Wine - Gallons	80	—	167	489	483	28	—	55	131	124
All Other Articles - Value	—	—	—	—	—	305	—	126	478	1,209
TOTAL	—	—	—	—	—	2,743	—	196	3,072	1,342
TOTAL OF BRITISH AND FOREIGN PRODUCE	—	—	—	—	—	156,916	1,076	10,060	5,818	30,027

CHINA,
(Including HONG KONG and MACÃO.)*
IMPORTS THEREFROM.

PRINCIPAL AND OTHER ARTICLES.	QUANTITIES.					COMPUTED REAL VALUE.				
	1861.	1862.	1863.	1864.	1865.	1861.	1862.	1863.	1864.	1865.
Campbor - Cwts.	158	1,261	11,537	18,399	5,697	£ 1,620	£ 11,459	£ 70,977	£ 90,074	£ 27,414
Canes or Sticks of all Sorts - Value	—	—	—	—	—	14,680	9,993	16,365	16,307	10,554
Cassia Lignea - Lbs.	192,330	345,140	604,663	755,765	986,165	7,668	14,236	23,843	29,172	37,867
China or Porcelain Ware and Earthenware - Cwts.	1,189	1,473	2,250	1,082	1,514	11,139	12,922	18,689	13,464	16,345
Cotton, Raw - "	—	15,768	275,503	769,259	320,141	—	108,995	2,164,995	6,242,504	1,593,405
Cotton Piece Goods - Pieces	10,220	27,122	1,300	1,262	—	1,400	3,660	210	2,003	—
Galls - Cwts.	1,381	117	65	2,116	4,045	2,533	234	160	6,692	12,439
Ginger, Preserved - Lbs.	365,560	222,402	78,225	202,002	268,770	10,660	7,464	2,477	8,654	11,829
Hemp - Cwts.	14	6,238	17,660	4,570	6,853	13	5,519	29,706	5,627	6,809
Japanned and Lacquered Ware - "	240	139	435	214	177	3,613	3,030	5,046	3,177	2,467
Mats and Matting - Value	—	—	—	—	—	10,714	5,940	1,838	5,540	6,148
Oil: Chemical, Essential, and Perfumed: Cassia - Lbs.	9,326	20,166	26,059	29,882	26,135	4,277	9,075	10,523	13,201	10,252
" " Other Sorts - "	51,760	62,634	19,202	83,903	19,108	15,508	16,358	6,651	18,505	5,099
Rhubarb - "	71,377	165,326	116,343	66,644	83,366	6,463	22,472	16,158	12,501	27,422
Silk, Raw - "	2,752,540	3,267,044	1,695,882	461,357	136,652	2,348,578	3,031,280	1,626,539	472,636	172,626
Waste, Knubs or Husks - Cwts.	1,094	1,372	3,039	2,210	3,681	17,395	20,423	34,036	28,582	83,023
Thrown - Lbs.	14,103	3,162	720	—	—	12,409	3,162	684	—	—
Manufactures:										
Crape Shawls, Scarfs, and Handkerchiefs, and Crape in Pieces - "	4,577	3,838	8,253	6,273	6,753	7,995	5,661	13,509	15,908	14,745
China Damask - Running Yards	84	2,815	2,339	4,120	350	28	820	694	1,097	93
Pongees and Pongee Handkerchiefs - Pieces	10,810	15,893	8,381	3,078	416	9,890	14,272	6,989	2,573	605
Unenumerated - Value	—	—	—	—	—	3,197	1,667	1,944	1,427	1,252
Sugar, Unrefined - Cwts.	9,581	16,393	10,589	4,283	5	10,934	17,426	10,182	5,588	6
Tea - Lbs.	92,145,365	109,756,857	129,439,921	115,102,527	112,782,845	6,499,540	8,759,763	10,051,803	8,606,705	9,326,536
Tin - Cwts.	—	—	35	2,548	599	—	—	199	13,322	2,805
Wax, Vegetable - "	701	—	2,441	—	303	2,411	—	7,934	—	1,631
Wool, Sheep and Lambs' - Lbs.	119,276	343,313	429,647	147,784	9,426	3,694	10,972	15,277	5,760	353
All Other Articles - Value	—	—	—	—	—	62,066	40,292	48,882	52,902	77,338
TOTAL	—	—	—	—	—	9,070,445	12,137,095	14,186,310	15,673,930	11,451,063

* Separate Accounts of the Trade with "China (exclusive of Hong Kong and Macão)," are given at page 314, and for Hong Kong and Macão at pages 374 and 261.

EXPORTS THERETO.*

PRODUCE AND MANUFACTURES OF THE UNITED KINGDOM.

PRINCIPAL AND OTHER ARTICLES.	QUANTITIES.					DECLARED REAL VALUE.				
	1861.	1862.	1863.	1864.	1865.	1861.	1862.	1863.	1864.	1865.
Apparel, and Haberdashery - Value	—	—	—	—	—	£ 28,683	£ 36,575	£ 62,597	£ 44,298	£ 30,662
Arms and Ammunition - "	—	—	—	—	—	25,114	62,839	85,819	75,223	47,733
Beer and Ale - Barrels	5,599	10,751	21,304	11,592	12,643	21,892	40,119	79,169	47,117	45,649
Coals, Cinders, and Culm - Tons	69,551	178,119	158,329	145,598	98,777	33,907	87,509	78,489	77,732	53,401
Copper, Wrought and Unwrought - Cwts.	9,755	7,480	11,785	12,612	15,319	45,864	33,438	51,357	56,001	66,512
Cotton Yarn - Lbs.	6,733,914	3,214,059	2,251,154	1,961,813	1,078,208	307,238	283,963	239,251	241,942	104,414
Cottons, Entered by the Yard - Yards	243,654,141	80,636,465	46,454,793	73,526,512	126,160,887	3,177,048	1,269,998	1,162,505	2,007,880	2,779,408
" " at Value - Value	—	—	—	—	—	2,536	6,690	7,983	3,297	8,661
Earthenware and Porcelain - "	—	—	—	—	—	5,746	9,714	14,312	8,925	6,089
Glass Manufactures - "	—	—	—	—	—	15,810	24,258	33,390	25,808	16,343
Hardwares and Cutlery, Un- enumerated - Cwts.	4,158	3,950	6,557	6,741	4,151	27,648	26,890	39,285	31,231	21,336
Iron, Wrought and Unwrought - Tons	10,005	11,206	21,156	15,519	13,990	85,916	109,106	220,797	181,900	132,979
Lead and Shot - "	5,644	9,977	14,580	7,822	2,232	122,788	213,756	310,541	170,364	47,395
Linens, Entered by the Yard - Yards	629,800	455,499	793,658	656,651	893,186	29,301	22,153	39,649	36,689	45,533
Paper of all Sorts (including Paper Hangings) - Cwts.	1,296	1,240	1,715	1,545	1,656	6,366	7,871	11,303	9,083	10,341
Pickles and Sauces - Value	—	—	—	—	—	5,419	11,101	30,909	21,062	12,343
Provisions, Unenumerated - "	—	—	—	—	—	9,051	14,710	30,530	21,856	13,137
Stationery other than Paper - "	—	—	—	—	—	9,711	6,664	8,569	6,881	4,424
Tin Plates - "	—	—	—	—	—	12,056	15,164	26,324	44,852	9,492
Woollens, Entered by the Yard (including those formerly Entered by the Piece) - Yards	8,256,022	7,099,280	11,387,993	16,756,215	18,573,551	718,126	686,283	988,659	1,329,222	1,529,858
" " at Value - Value	—	—	—	—	—	5,086	6,408	14,485	8,269	2,256
All Other Articles - "	—	—	—	—	—	153,331	162,133	354,004	261,856	164,337
TOTAL - - -	—	—	—	—	—	4,848,657	3,137,342	3,889,927	4,711,478	5,152,293

FOREIGN AND COLONIAL PRODUCE AND MANUFACTURES.

PRINCIPAL AND OTHER ARTICLES.	QUANTITIES.					COMPUTED REAL VALUE.				
	1861.	1862.	1863.	1864.	1865.	1861.	1862.	1863.	1864.	1865.
Arms: Cannon, Mounted, &c. - Value	—	—	—	—	—	£ 522	£ 10,253	£ 3,755	£ 2,270	£ 1,587
Cochineal - Cwts.	232	86	294	17	—	3,473	1,240	4,741	299	—
Cotton Manufactures, Entered at Value - Value	—	—	—	—	—	8,685	4,896	5,338	5,420	4,540
" " Entered by the Piece - Pieces	—	3,760	1,370	9,380	8,986	—	2,715	1,350	5,671	10,091
Glass, Window, and Shades and Cylinders - Cwts.	1,353	570	12,110	16,953	12,409	1,082	456	9,688	13,562	9,927
Iron: Steel, Unwrought - Tons	77	121	327	247	213	1,222	1,893	5,292	4,022	3,165
Isinglass - Cwts.	99	200	—	—	—	2,168	7,630	—	—	—
Lead, Pig and Sheet - Tons	10	—	213	565	50	191	—	4,163	11,281	961
Opium - Lbs.	10,636	—	—	700	—	8,553	—	—	577	—
Quicksilver - "	51,109	46,256	339,118	962,972	3,741	4,631	4,192	30,733	103,319	386
Saffron - "	—	—	—	12,656	—	—	—	—	19,933	—
Silk Manufactures: Pongees and Pongee Handkerchiefs - Pieces	2,000	350	300	565	—	1,800	303	261	436	—
Spirits: Brandy - Proof Gallons	11,586	16,121	48,742	24,685	10,750	5,117	6,986	17,466	7,560	2,868
Tar - Barrels	396	504	2,844	1,692	420	575	848	3,605	1,742	394
Wine - Gallons	55,911	105,759	200,300	130,773	66,817	19,699	33,363	66,510	42,727	19,092
Woollen Manufactures, Entered by the Piece - Pieces	302	345	1,028	2,237	4,079	2,090	2,770	7,139	12,565	29,167
" " Entered at Value - Value	—	—	—	—	—	2,527	2,850	1,558	8,093	7,517
Zinc, Crude, and Rolled - Tons	426	49	522	—	59	7,534	890	9,790	—	1,325
All Other Articles - Value	—	—	—	—	—	21,914	18,709	37,469	37,447	32,748
TOTAL - - -	—	—	—	—	—	91,783	99,994	208,858	276,924	123,768
TOTAL OF BRITISH AND FOREIGN PRODUCE	—	—	—	—	—	4,940,440	3,237,336	4,098,785	4,988,402	5,276,061

* Separate Accounts of the Trade with "China (exclusive of Hong Kong and Macão)," are given at page 314, and for Hong Kong and Macão at pages 374 and 261.

CHINA,
(Exclusive of HONG KONG and MACÃO.)

YEARS 1861 to 1865.

IMPORTS THEREFROM.

PRINCIPAL AND OTHER ARTICLES.	QUANTITIES.					COMPUTED REAL VALUE.				
	1861.	1862.	1863.	1864.	1865.	1861.	1862.	1863.	1864.	1865.
Canes or Sticks, of all Sorts - <i>Value</i>	—	—	—	—	—	£ 13,782	£ 8,342	£ 13,984	£ 12,810	£ 7,970
Cassia Ligna - - - <i>Lbs.</i>	31,330	22,487	138,335	298	99,123	1,231	936	5,482	12	4,116
China or Porcelain Ware and Earthenware - - } <i>Cwts.</i>	1,089	1,226	2,036	947	858	10,297	11,579	17,269	11,376	9,242
Cotton, Raw - - - "	—	14,695	145,134	459,847	209,946	—	101,736	1,125,220	3,671,904	1,061,346
" Piece Goods - - <i>Pieces</i>	10,220	26,922	1,300	1,262	—	1,400	3,610	210	2,003	—
Galls - - - <i>Cwts.</i>	1,296	—	22	1,666	3,172	2,384	—	52	5,355	9,753
Ginger, Preserved - - <i>Lbs.</i>	295,237	148,349	55,680	175,289	186,838	8,733	4,953	1,747	7,502	8,173
Hemp - - - <i>Cwts.</i>	14	6,238	17,224	3,914	873	13	5,519	28,006	4,741	821
Japanned and Lacquered Ware - "	219	118	387	126	99	3,167	2,538	4,205	1,746	1,130
Mats and Matting - - <i>Value</i>	—	—	—	—	—	10,309	3,440	1,838	4,128	6,777
Rhubarb - - - <i>Lbs.</i>	71,377	142,371	116,343	55,628	74,310	6,463	19,985	16,158	10,566	25,024
Silk, Raw - - - "	2,693,168	3,263,575	1,679,531	450,484	128,485	2,300,338	3,028,009	1,611,385	461,080	161,955
" Waste, Knubs or Husks - <i>Cwts.</i>	1,094	1,279	3,039	2,048	2,952	17,395	18,991	34,036	26,768	64,795
" Thrown - - - <i>Lbs.</i>	14,101	3,162	720	—	—	12,407	3,162	684	—	—
" Manufactures :										
Crape Shawls, Scarfs, and Handkerchiefs, and Crape in Pieces - } "	4,241	3,292	5,677	3,142	6,751	7,264	4,837	10,068	10,076	14,730
Pongees and Pongee Handkerchiefs - } <i>Pieces</i>	9,362	15,889	7,931	2,257	54	8,475	14,268	6,503	1,862	78
Unenumerated - - <i>Value</i>	—	—	—	—	—	3,116	2,219	2,069	2,013	1,176
Sugar, Unrefined - - <i>Cwts.</i>	6,855	7,528	10,589	11	4	7,960	8,165	10,182	17	4
Tea - - - <i>Lbs.</i>	86,848,487	105,313,950	127,130,187	112,128,032	109,805,895	6,141,084	8,418,194	9,869,722	8,386,629	9,081,486
Tin - - - <i>Cwts.</i>	—	—	35	2,548	—	—	—	199	13,322	—
Wax, Vegetable - - "	590	—	1,681	—	141	2,023	—	5,463	—	757
Wool, Sheep and Lambs' - <i>Lbs.</i>	119,276	342,873	429,647	142,164	9,426	3,694	10,958	15,277	5,558	353
All Other Articles - - <i>Value</i>	—	—	—	—	—	47,074	28,523	46,998	27,722	39,348
TOTAL - - -	—	—	—	—	—	8,608,609	11,699,964	12,826,757	12,667,190	10,499,034

YEARS 1861 TO 1865.

CHINA.
(Exclusive of HONG KONG and MACAO) (Cont^d.)

EXPORTS THERETO.

PRODUCE AND MANUFACTURES OF THE UNITED KINGDOM.

PRINCIPAL AND OTHER ARTICLES.	QUANTITIES.					DECLARED REAL VALUE.				
	1861.	1862.	1863.	1864.	1865.	1861.	1862.	1863.	1864.	1865.
Apparel, and Haberdashery - Value	—	—	—	—	—	£ 14,843	£ 21,358	£ 38,550	£ 26,385	£ 12,577
Arms and Ammunition - "	—	—	—	—	—	8,663	23,226	69,273	59,399	24,438
Beer and Ale - Barrels	2,252	5,074	10,335	5,713	3,790	9,216	20,455	42,285	23,244	14,259
Coals, Cinders, and Culm - Tons	35,846	120,369	107,284	79,362	54,039	17,948	59,588	53,279	35,102	30,377
Cotton Yarn - Lbs.	351,244	939,966	13,949	168,249	218,120	15,379	50,735	1,356	22,041	22,762
Cottons, Entered by the Yard - Yards	177,825,668	60,648,421	30,750,941	50,907,843	88,867,557	2,299,573	953,805	778,162	1,402,735	1,961,102
" " at Value - Value	—	—	—	—	—	1,773	4,237	4,072	2,315	838
Hardwares and Cutlery, Un- enumerated - Cwts.	2,275	1,669	4,121	4,076	1,580	14,752	9,858	22,954	18,972	8,472
Iron, Wrought and Unwrought - Tons	4,466	6,237	11,579	10,625	7,904	42,084	62,323	132,058	118,057	69,101
Lead and Shot - "	2,237	4,250	7,610	3,619	1,241	50,211	91,439	162,191	78,300	26,571
Pickles and Sauces - Value	—	—	—	—	—	3,134	7,520	22,917	11,399	5,426
Provisions, Unenumerated - "	—	—	—	—	—	4,864	9,621	24,036	15,147	6,352
Woollens, Entered by the Yard (including those formerly entered by the Piece) - Yards	5,684,674	4,966,534	8,482,836	13,643,551	16,245,721	500,764	490,248	732,614	1,048,228	1,305,548
" entered at Value - Value	—	—	—	—	—	3,198	4,501	8,448	4,134	1,210
All Other Articles - "	—	—	—	—	—	128,292	215,204	324,510	227,153	114,562
TOTAL	—	—	—	—	—	3,114,694	2,024,118	2,416,705	3,092,611	3,603,595

FOREIGN AND COLONIAL PRODUCE AND MANUFACTURES.

PRINCIPAL AND OTHER ARTICLES.	QUANTITIES.					COMPUTED REAL VALUE.				
	1861.	1862.	1863.	1864.	1865.	1861.	1862.	1863.	1864.	1865.
Cotton Manufactures, Entered at } Value - Value	—	—	—	—	—	£ 8,205	£ 4,442	£ 5,033	£ 4,420	£ 4,360
" " Entered by the } Piece - Pieces	—	3,760	1,070	8,530	8,506	—	2,715	1,080	4,906	9,611
Drugs, Unenumerated - Cwts.	107	—	122	79	50	446	—	743	492	100
Glass, Window, and Shades and } Cylinders - "	913	120	10,030	12,533	5,959	730	96	8,024	10,026	4,767
Iron: Steel, Unwrought - Tons	46	55	215	208	178	725	859	3,479	3,387	2,645
Isinglass - Cwts.	99	—	—	—	—	2,168	—	—	—	—
Lead, Pig and Sheet - Tons	10	—	90	165	—	191	—	1,759	3,294	—
Quicksilver - Lbs.	13,633	32,000	82,150	121,303	1,725	1,235	2,900	7,445	13,015	178
Saffron - "	—	—	—	12,656	—	—	—	—	19,933	—
Silk Manufactures: Pongees and } Pongee Handkerchiefs - Pieces	2,000	—	—	15	—	1,800	—	—	12	—
Spirits: Brandy - Proof Gallons	5,882	10,854	35,041	15,180	5,479	2,598	4,703	12,557	4,649	1,461
" Rum - " Gallons	4,316	7,147	9,268	5,298	1,222	418	625	761	453	120
Tar - Barrels	96	252	888	540	6	144	429	1,130	556	5
Tin, in Blocks - Cwts.	—	—	249	—	—	—	—	1,404	—	—
Wine - Gallons	27,120	61,704	136,766	80,325	32,510	9,541	19,374	45,103	26,183	9,296
Woollen Manufactures, Entered } by the Piece - Pieces	182	148	650	1,525	3,746	1,090	920	5,239	9,280	25,702
" Ent ^d at Value - Value	—	—	—	—	—	805	2,060	1,238	6,660	7,257
Zinc, Crude and Rolled - Tons	372	49	361	—	10	6,552	890	6,642	—	256
All Other Articles - Value	—	—	—	—	—	10,576	8,054	21,769	20,436	19,061
TOTAL	—	—	—	—	—	47,224	48,067	123,496	127,702	84,819
TOTAL OF BRITISH AND FOREIGN PRODUCE	—	—	—	—	—	3,161,918	2,072,185	2,540,201	3,220,313	3,688,414

IMPORTS THEREFROM.

PRINCIPAL AND OTHER ARTICLES.	QUANTITIES.					COMPUTED REAL VALUE.				
	1861.	1862.	1863.	1864.	1865.	1861.	1862.	1863.	1864.	1865.
Camphor - - - - - <i>Cwts.</i>	4	275	—	—	3,636	£ 58	£ 3,193	—	—	£ 17,403
Cotton, Raw - - - - - "	—	2	6,352	83,967	26,633	—	16	58,608	696,316	136,139
Galls - - - - - "	1,775	591	550	1,804	1,843	3,315	1,316	1,512	5,778	5,663
Japanned or Lacquered Ware - - - - - "	73	66	247	172	367	1,832	1,366	3,224	2,958	4,497
Oil, Train or Blubber - - - - - <i>Tuns</i>	237	192	278	159	52	6,399	5,704	10,836	7,247	2,347
" Seed - - - - - "	—	—	—	102	2	—	—	—	4,341	90
Rags and other Materials for making Paper - <i>Tons</i>	—	893	234	43	171	—	8,964	3,281	579	2,205
Seeds, Rape - - - - - <i>Qrs.</i>	2,885	232	56	—	—	8,316	777	162	—	—
Silk, Raw - - - - - <i>Lbs.</i>	391,047	333,259	861,494	428,474	43,267	369,899	350,835	893,035	467,568	62,590
" Waste, Knubs or Husks - - - - - <i>Cwts.</i>	1	3	15	353	1,903	15	45	168	4,823	46,608
Tea - - - - - <i>Lbs.</i>	1,348,911	2,450,270	3,449,660	2,434,180	4,021,901	96,649	194,942	253,502	159,307	258,470
Tin - - - - - <i>Cwts.</i>	—	—	—	2,271	2,465	—	—	—	12,129	11,336
Tobacco, Unmanufactured - - - - - <i>Lbs.</i>	125	375,829	803,518	1,596,968	1,291,961	5	10,178	20,088	38,891	32,298
Wax, Bees - - - - - <i>Cwts.</i>	3	58	19	—	1,635	21	450	214	—	15,461
" Vegetable - - - - - "	7,548	2,088	8,256	3,841	2,282	22,784	7,909	26,258	12,172	7,899
All Other Articles - - - - - <i>Value</i>	—	—	—	—	—	29,394	6,250	12,643	11,710	11,737
TOTAL - - - - -	—	—	—	—	—	538,687	591,885	1,283,631	1,423,819	614,743

EXPORTS THERETO.

PRODUCE AND MANUFACTURES OF THE UNITED KINGDOM.										
PRINCIPAL AND OTHER ARTICLES.	QUANTITIES.					DECLARED REAL VALUE.				
	1861.	1862.	1863.	1864.	1865.	1861.	1862.	1863.	1864.	1865.
Apparel and Haberdashery - - - - - <i>Value</i>	—	—	—	—	—	£ —	£ —	£ 1,474	£ 3,136	£ 3,263
Beer and Ale - - - - - <i>Barrels</i>	52	—	230	1,463	1,153	213	—	1,119	5,846	4,556
Cotton Yarn - - - - - <i>Lbs.</i>	284,000	—	—	45,810	913,232	14,115	—	—	5,955	88,519
Cottons, Entered by the Yard - - - - - <i>Yards</i>	1,754,300	—	441,258	6,232,348	26,590,018	22,441	—	12,970	187,752	612,187
Iron, Wrought and Unwrought - - - - - <i>Tons</i>	27	—	52	2,006	4,891	246	—	445	17,617	45,233
Lead and Shot - - - - - "	3	—	854	834	441	67	—	18,642	18,338	11,632
Linens entered by the Yard - - - - - <i>Yards</i>	8,600	—	88,111	25,724	87,250	628	—	2,623	1,342	3,616
Machinery and Millwork - - - - - <i>Value</i>	—	—	—	—	—	—	—	1,711	3,922	15,176
Perfumery - - - - - "	—	—	—	—	—	—	—	15	156	172
Soap - - - - - <i>Cwts.</i>	120	—	135	1,026	2,045	186	—	142	1,281	2,797
Spirits, British - - - - - <i>Gallons</i>	—	124	1,270	5,174	1,089	—	21	203	655	123
Tin Plates - - - - - <i>Value</i>	—	—	—	—	—	125	—	1,090	21,541	4,665
Woollens entered by the Yard (including those formerly entered by the Piece) - <i>Yards</i>	20,146	—	771,815	4,097,819	9,825,329	2,230	—	57,826	306,807	657,291
All Other Articles - - - - - <i>Value</i>	—	—	—	—	—	2,849	—	10,637	53,035	127,564
TOTAL - - - - -	—	—	—	—	—	43,100	21	108,697	627,383	1,576,794

FOREIGN AND COLONIAL PRODUCE AND MANUFACTURES.

PRINCIPAL AND OTHER ARTICLES.	QUANTITIES.					COMPUTED REAL VALUE.				
	1861.	1862.	1863.	1864.	1865.	1861.	1862.	1863.	1864.	1865.
Arms and Ammunition - - - - - <i>Value</i>	—	—	—	—	£ —	£ —	£ —	£ 30	£ 4,216	£ 4,797
Cotton Manufactures, entered at Value - - - - - "	—	—	—	—	—	50	—	1,440	6,040	8,215
Quinine, " Sulphate of " by the Piece - <i>Pieces</i>	—	—	1,420	12,570	32,272	—	—	1,280	6,470	30,591
Sugar, Refined - - - - - <i>Oz.</i>	100	—	—	5,240	—	31	—	—	1,550	—
Tin, in Blocks - - - - - <i>Cwts.</i>	—	—	—	866	109	—	—	—	1,530	169
Wine - - - - - <i>"</i>	—	—	1,251	—	—	—	—	7,506	—	—
Woollen Manufactures, Entered by the Piece - <i>Gallons</i>	345	720	5,714	14,443	7,498	122	227	1,884	5,073	2,133
Entered at Value - <i>Pieces</i>	—	—	80	370	3,139	—	—	470	1,805	8,889
Zinc, Crude and Rolled - - - - - <i>Value</i>	—	—	—	—	—	—	—	150	1,635	2,915
All Other Articles - - - - - <i>Tons</i>	—	—	92	124	—	—	—	1,692	2,754	—
TOTAL - - - - -	—	—	—	—	—	326	233	16,731	39,609	77,234
TOTAL OF BRITISH AND FOREIGN PRODUCE - - - - -	—	—	—	—	—	43,426	254	125,628	666,992	1,654,028

YEARS 1861 to 1865.

SIAM.

IMPORTS THEREFROM.

PRINCIPAL AND OTHER ARTICLES.	QUANTITIES.					COMPUTED REAL VALUE.				
	1861.	1862.	1863.	1864.	1865.	1861.	1862.	1863.	1864.	1865.
Cotton, Raw - - - - <i>Cwts.</i>	—	—	1	—	581	—	—	£ 8	—	£ 2,576
Gum, Benzoin - - - - "	4	64	73	92	100	38	1,046	1,341	2,484	3,500
" Sticklac - - - - "	132	714	1,331	1,148	—	792	3,418	4,948	3,329	—
Hides, not Tanned - - - - "	444	1,580	653	478	62	1,658	4,693	2,266	1,840	237
Horns, Horntips, and Pieces of Horns - - - - } <i>Tons</i>	12	48	31	15	4	284	1,054	885	390	88
Pepper - - - - <i>Lbs.</i>	243,774	130,534	—	—	—	4,063	2,176	—	—	—
Rice, not in the Husk - - - - <i>Cwts.</i>	1	1,918	—	102	—	1	1,462	—	79	—
Sapan Wood - - - - <i>Tons</i>	99	34	79	47	16	644	252	356	460	144
Seeds for expressing Oil - - - - <i>Qrs.</i>	63	50	70	2,306	261	189	150	203	5,880	666
Sugar, Unrefined - - - - <i>Cwts.</i>	12,485	19,552	8,835	—	1,928	12,598	22,921	9,657	—	1,974
Wood, Teak - - - - <i>Loads</i>	296	45	—	—	—	4,598	626	—	—	—
All Other Articles - - - - <i>Value</i>	—	—	—	—	—	273	26	1,082	60	187
TOTAL - - - -	—	—	—	—	—	25,138	37,824	20,746	14,522	9,372

EXPORTS THERETO.

PRODUCE AND MANUFACTURES OF THE UNITED KINGDOM.

PRINCIPAL AND OTHER ARTICLES.	QUANTITIES.					DECLARED REAL VALUE.				
	1861.	1862.	1863.	1864.	1865.	1861.	1862.	1863.	1864.	1865.
Arms and Ammunition - - - - <i>Value</i>	—	—	—	—	—	£ 1,450	£ 1,927	£ 215	£ 662	£ 1,690
Beer and Ale - - - - <i>Barrels</i>	13	85	12	23	13	62	446	60	125	54
Copper, Wrought and Unwrought <i>Cwts.</i>	290	1	7	174	1,643	1,543	10	45	959	6,989
Cotton Yarn - - - - <i>Lbs.</i>	14,272	—	10	—	—	1,685	—	1	—	—
Cottons, Entered by the Yard - - - - <i>Yards</i>	144,648	3,550	348	4,000	—	2,364	156	12	162	—
Earthenware and Porcelain - - - - <i>Value</i>	—	—	—	—	—	501	828	759	148	194
Iron, Wrought and Unwrought - - - - <i>Tons</i>	113	46	44	53	162	3,585	934	923	848	2,636
Machinery and Mill Work - - - - <i>Value</i>	—	—	—	—	—	15,411	13,203	8,284	9,166	18,593
All Other Articles - - - - "	—	—	—	—	—	9,378	4,403	1,685	3,060	4,698
TOTAL - - - -	—	—	—	—	—	35,979	21,907	11,984	15,130	34,854

FOREIGN AND COLONIAL PRODUCE AND MANUFACTURES.

PRINCIPAL AND OTHER ARTICLES.	QUANTITIES.					COMPUTED REAL VALUE.				
	1861.	1862.	1863.	1864.	1865.	1861.	1862.	1863.	1864.	1865.
Arms: Swords, Cutlasses, &c. - - - - <i>Cwts.</i>	—	2	—	—	—	£ —	£ 100	£ —	£ —	£ —
Cotton Manufactures, Unenumerated <i>Value</i>	—	—	—	—	—	—	120	—	—	—
Spirits: Brandy - - - - <i>Proof Gallons</i>	225	144	—	9	90	99	62	—	3	24
Wine - - - - <i>Gallons</i>	288	772	87	97	257	101	229	32	34	72
Wood, Hewn and Sawn - - - - <i>Loads</i>	—	353	—	—	—	—	1,218	—	—	—
All Other Articles - - - - <i>Value</i>	—	—	—	—	—	12	271	84	83	436
TOTAL - - - -	—	—	—	—	—	212	2,000	116	120	532
TOTAL OF BRITISH AND FOREIGN PRODUCE	—	—	87	—	—	36,191	23,907	12,100	15,250	35,386

COCHIN CHINA.
INDIAN ISLANDS.
(BORNEO.)

COCHIN CHINA.

IMPORTS THEREFROM.

PRINCIPAL AND OTHER ARTICLES.	QUANTITIES.					COMPUTED REAL VALUE.				
	1861.	1862.	1863.	1864.	1865.	1861.	1862.	1863.	1864.	1865.
TOTAL VALUE OF IMPORTS - -	—	—	—	—	—	£ —	£ —	£ —	£ 4	£ —

EXPORTS THERETO.

PRODUCE AND MANUFACTURES OF THE UNITED KINGDOM.										
PRINCIPAL AND OTHER ARTICLES.	QUANTITIES.					COMPUTED REAL VALUE.				
	1861.	1862.	1863.	1864.	1865.	1861.	1862.	1863.	1864.	1865.
Coals, Cinders, and Culin - <i>Tons</i>	—	494	200	—	—	£ —	£ 247	£ 160	£ —	£ —
Iron, Wrought and Unwrought	—	—	2,474	—	—	—	—	35,047	—	—
All Other Articles - <i>Value</i>	—	—	—	—	—	—	—	1,390	—	—
Total - - -	—	—	—	—	—	—	247	36,597	—	—
FOREIGN AND COLONIAL PRODUCE AND MANUFACTURES.										
Nil.										

INDIAN ISLANDS.

BORNEO.

IMPORTS THEREFROM.

PRINCIPAL AND OTHER ARTICLES.	QUANTITIES.					COMPUTED REAL VALUE.				
	1861.	1862.	1863.	1864.	1865.	1861.	1862.	1863.	1864.	1865.
Antimony, Ore of - <i>Tons</i>	774	410	314	186	296	£ 10,104	£ 4,692	£ 3,454	£ 1,616	£ 2,516
Caoutchouc - <i>Cwts.</i>	—	78	41	16	146	—	600	287	85	1,090
Gutta-percha - "	—	1,163	1,854	4,318	2,542	—	12,859	20,765	30,003	13,437
Sago - "	1,944	17,702	21,065	33,206	35,683	1,646	13,891	15,588	26,646	27,325
Wood, Hewn - <i>Loads</i>	—	—	1,218	538	—	—	—	5,032	2,139	—
Teak - "	—	—	—	341	802	—	—	—	4,447	8,777
All Other Articles - <i>Value</i>	—	—	—	—	—	745	170	429	1,594	2,293
TOTAL - - -	—	—	—	—	—	12,495	32,212	46,555	66,530	55,438

EXPORTS THERETO.

Nil.

ARABIA.
(TERRITORIES OF THE IMAUM OF MUSCAT.)
PERSIA.

ARABIA.
TERRITORIES OF THE IMAUM OF MUSCAT.
IMPORTS THEREFROM.
Nil.

EXPORTS THERETO.

PRODUCE AND MANUFACTURES OF THE UNITED KINGDOM.										
PRINCIPAL AND OTHER ARTICLES.	QUANTITIES.					DECLARED REAL VALUE.				
	1861.	1862.	1863.	1864.	1865.	1861.	1862.	1863.	1864.	1865.
Coals, Cinders, and Culm - Tons	—	—	2,489	1,808	676	£ —	£ —	£ 1,189	£ 808	£ 305
FOREIGN AND COLONIAL PRODUCE AND MANUFACTURES.										
Nil										

PERSIA.
IMPORTS THEREFROM.

PRINCIPAL AND OTHER ARTICLES.	QUANTITIES.					COMPUTED REAL VALUE.				
	1861.	1862.	1863.	1864.	1865.	1861.	1862.	1863.	1864.	1865.
TOTAL VALUE OF IMPORTS - -	—	—	—	—	—	£ —	£ 5	£ —	£ —	£ 517

EXPORTS THERETO.

PRODUCE AND MANUFACTURES OF THE UNITED KINGDOM.										
PRINCIPAL AND OTHER ARTICLES.	QUANTITIES.					DECLARED REAL VALUE.				
	1861.	1862.	1863.	1864.	1865.	1861.	1862.	1863.	1864.	1865.
Coals - - - - Tons	900	670	—	763	—	£ 820	£ 670	£ —	£ 360	£ —
Copper, Wrought and Unwrought Cwts.	—	101	—	—	860	—	515	—	—	3,913
Cotton Yarn - - - - Lbs.	48,600	3,900	—	—	—	2,206	148	—	—	—
Cottons, Entered by the Yard - Yards	1,517,334	897,586	—	—	286,150	19,019	18,341	—	—	6,360
Sugar, Refined - - - - Cwts.	331	—	—	—	934	976	—	—	—	1,869
All Other Articles - - - - Value	—	—	—	—	—	3,245	2,843	—	170	4,101
TOTAL - - - -	—	—	—	—	—	26,266	22,517	—	530	16,243
FOREIGN AND COLONIAL PRODUCE AND MANUFACTURES.										
PRINCIPAL AND OTHER ARTICLES.	QUANTITIES.					COMPUTED REAL VALUE.				
	1861.	1862.	1863.	1864.	1865.	1861.	1862.	1863.	1864.	1865.
Spirits and Cordials - - - Gallons	28	96	—	156	184	£ 9	£ 40	£ —	£ 29	£ 49
Wine - - - - - "	601	541	—	176	571	212	169	—	66	163
All Other Articles - - - - Value	—	—	—	—	—	58	3	—	—	211
TOTAL - - - -	—	—	—	—	—	279	212	—	95	423
TOTAL OF BRITISH AND FOREIGN PRODUCE	—	—	—	—	—	26,545	22,729	—	625	16,666

EASTERN COAST OF AFRICA.

YEARS 1861 to 1865.

(Exclusive of PORTUGUESE POSSESSIONS.)

(From the British Possessions in SOUTH AFRICA to ABYSSINIA.)

IMPORTS THEREFROM.

PRINCIPAL AND OTHER ARTICLES.	QUANTITIES.					COMPUTED REAL VALUE.				
	1861.	1862.	1863.	1864.	1865.	1861.	1862.	1863.	1864.	1865.
Cloves - - - - - <i>Lbs.</i>	—	—	715,064	146,813	1,380,099	£	£	£	£	£
Cowries - - - - - <i>Cwts.</i>	—	—	2,886	925	—	—	—	3,900	900	—
Gum, Animi - - - - - "	—	—	182	777	938	—	—	2,093	8,936	8,442
" Copal - - - - - "	—	—	—	439	739	—	—	—	1,689	2,845
Oil, Cocoa-nut - - - - - "	—	—	133	—	286	—	—	313	—	577
Orchal - - - - - "	—	—	7,241	4,210	11,870	—	—	12,853	6,750	20,476
Pepper - - - - - <i>Lbs.</i>	—	—	—	208,825	374,057	—	—	—	4,213	4,758
Seeds, Sesamum - - - - - <i>Qrs.</i>	—	—	285	178	—	—	—	829	480	—
" Unenumerated, for expressing Oil therefrom - - - - - }	—	—	1,100	6,435	271	—	—	2,750	16,125	691
Teeth, Elephants' - - - - - <i>Cwts.</i>	—	—	—	809	1,607	—	—	—	25,679	50,478
Wax, Bees - - - - - "	—	—	—	218	167	—	—	—	1,931	1,399
All Other Articles - - - - - <i>Value</i>	—	—	—	—	—	495	—	2,729	4,171	6,992
TOTAL - - - - -	—	—	—	—	—	495	—	34,405	73,235	115,331

EXPORTS THERETO.

PRODUCE AND MANUFACTURES OF THE UNITED KINGDOM.

PRINCIPAL AND OTHER ARTICLES.	QUANTITIES.					DECLARED REAL VALUE.				
	1861.	1862.	1863.	1864.	1865.	1861.	1862.	1863.	1864.	1865.
Arms and Ammunition: Guns - <i>No.</i>	—	925	20	500	2,710	£	£	£	£	£
" " Gunpowder <i>Lbs.</i>	—	4,525	—	57,200	112,200	—	675	45	875	1,680
Brass and Copper Manufactures - <i>Cwts.</i>	—	52	67	184	669	—	123	—	1,507	2,680
Coals, Cinders, and Culm - <i>Tons</i>	—	1,349	700	2,437	850	—	259	334	800	3,082
Cottons, Entered by the Yard - <i>Yards</i>	—	492,996	393,290	356,000	2,295,990	—	770	335	1,403	468
Earthenware and Porcelain - <i>Value</i>	—	—	—	—	—	—	11,893	10,055	7,998	42,846
Hardwares and Cutlery, Unenumerated - - - - - <i>Cwts.</i>	—	829	63	187	5	—	120	1,500	450	2,810
All Other Articles - - - - - <i>Value</i>	—	—	—	—	—	—	4,464	181	1,389	25
TOTAL - - - - -	—	—	—	—	—	—	5,931	2,839	11,072	6,737
TOTAL	—	—	—	—	—	—	24,235	15,289	25,444	60,328

FOREIGN AND COLONIAL PRODUCE AND MANUFACTURES.

PRINCIPAL AND OTHER ARTICLES.	QUANTITIES.					COMPUTED REAL VALUE.				
	1861.	1862.	1863.	1864.	1865.	1861.	1862.	1863.	1864.	1865.
Beads and Bugles of Glass - <i>Lbs.</i>	—	558	63,097	70,000	13,900	£	£	£	£	£
" Unenumerated - - - - - "	—	8,432	—	—	—	—	28	3,615	3,646	739
Cotton Manufactures, Piece Goods - <i>Pieces</i>	—	—	—	—	24,110	—	420	—	—	—
Silk Manufactures - - - - - <i>Value</i>	—	—	—	—	—	—	—	—	—	2,250
Spirits: Brandy - - - - - <i>Proof Gallons</i>	—	615	100	32	166	—	266	36	10	44
Sugar, Refined and Unrefined - <i>Cwts.</i>	—	46	5	—	2	—	78	8	—	3
Wine - - - - - <i>Gallons</i>	—	137	195	49	44	—	42	69	18	14
Wood, Sawn or Split - - - - - <i>Loads</i>	—	—	10	—	—	—	—	30	—	—
All Other Articles - - - - - <i>Value</i>	—	—	—	—	—	—	93	4	121	529
TOTAL - - - - -	—	—	—	—	—	—	927	3,762	3,795	5,900
TOTAL OF BRITISH AND FOREIGN PRODUCE	—	—	—	—	—	—	25,162	19,051	29,239	66,228

YEARS 1861 to 1865.

MADAGASCAR (NATIVE TERRITORY).

IMPORTS THEREFROM.

Nil.

EXPORTS THERETO.

PRODUCE AND MANUFACTURES OF THE UNITED KINGDOM.

PRINCIPAL AND OTHER ARTICLES.	QUANTITIES.					DECLARED REAL VALUE.				
	1861.	1862.	1863.	1864.	1865.	1861.	1862.	1863.	1864.	1865.
						£	£	£	£	£
Coals, Cinders, and Culm - - Tons	—	—	250	—	—	—	—	250	—	—
Copper, Wrought and Unwrought - Cwts.	—	—	426	287	—	—	—	2,150	1,840	—
Cottons, Entered by the Yard - Yards	—	—	294,273	781,763	—	—	—	7,580	23,215	—
All Other Articles - - Value	—	—	—	—	—	—	—	3,105	5,829	—
TOTAL - - -	—	—	—	—	—	—	—	13,085	30,884	—

FOREIGN AND COLONIAL PRODUCE AND MANUFACTURES.

PRINCIPAL AND OTHER ARTICLES.	QUANTITIES.					DECLARED REAL VALUE.				
	1861.	1862.	1863.	1864.	1865.	1861.	1862.	1863.	1864.	1865.
						£	£	£	£	£
Arms: Cannon, Mounted, &c. - Value	—	—	—	—	—	—	—	250	—	—
Cochineal - - - - Cwts.	—	—	10	74	—	—	—	161	1,304	—
Cotton, Manufactured: Piece Goods - Pieces	—	—	3,566	—	—	—	—	2,902	—	—
All Other Articles - - - Value	—	—	—	—	—	—	—	302	783	—
TOTAL - - -	—	—	—	—	—	—	—	3,615	2,087	—
TOTAL OF BRITISH AND FOREIGN PRODUCE -	—	—	—	—	—	—	—	16,700	32,971	—

WESTERN COAST OF AFRICA,
(Not particularly designated.)

322

YEARS 1861 to 1865.

IMPORTS THEREFROM.

PRINCIPAL AND OTHER ARTICLES.	QUANTITIES.					COMPUTED REAL VALUE.				
	1861.	1862.	1863.	1864.	1865.	1861.	1862.	1863.	1864.	1865.
Barwood - - - - Tons	1,896	1,642	2,660	2,988	2,347	£ 5,589	£ 5,699	£ 7,830	£ 11,318	£ 7,649
Camwood - - - - "	548	194	62	50	91	9,528	3,128	1,008	891	1,946
Caoutchouc - - - - Cwts.	243	1,346	2,022	3,267	1,983	769	5,406	7,530	10,075	7,366
Copper Ore - - - - Tons	70	—	—	—	—	533	—	—	—	—
Cotton, Raw - - - - Cwts.	1,389	3,438	659	54	965	5,670	25,677	6,276	605	7,983
Ebony - - - - Tons	556	1,445	354	534	592	6,108	16,647	3,990	5,440	5,228
Guano - - - - "	—	1,784	2,924	2,067	4,274	—	9,979	16,945	12,919	26,713
Gum, Animi - - - - Cwts.	600	229	—	200	—	2,700	1,488	—	650	—
" Copal - - - - "	415	493	23	58	156	1,819	3,027	98	212	596
Nuts and Kernels, Unenumerated, for expressing Oil therefrom } Tons	13	272	266	155	844	124	2,450	4,208	1,224	7,145
Oil, Palm - - - - Cwts.	657,765	781,928	710,287	544,826	632,051	1,403,541	1,558,190	1,276,877	915,585	1,153,037
Teeth, Elephants' - - - - "	561	653	450	634	561	14,590	14,828	12,664	20,493	18,161
Wax, Bees' - - - - "	37	223	100	79	38	303	1,672	820	667	321
All Other Articles - - - - Value	—	—	—	—	—	16,718	7,792	14,736	5,615	3,671
TOTAL - - - -	—	—	—	—	—	1,467,992	1,655,983	1,352,982	985,694	1,239,816

EXPORTS THERETO.

PRODUCE AND MANUFACTURES OF THE UNITED KINGDOM.										
PRINCIPAL AND OTHER ARTICLES.	QUANTITIES.					DECLARED REAL VALUE.				
	1861.	1862.	1863.	1864.	1865.	1861.	1862.	1863.	1864.	1865.
Apparel and Haberdashery - - Value	—	—	—	—	—	£ 19,533	£ 20,025	£ 12,399	£ 11,023	£ 9,977
Arms and Ammunition :										
Fire-arms (Small) - - No.	119,563	118,782	86,007	79,744	82,992	61,909	62,382	44,071	35,324	34,501
Gunpowder - - - - Lbs.	3,550,378	3,729,683	2,409,553	2,418,935	3,092,089	97,517	93,747	60,244	53,465	61,677
Brass Manufactures - - - - Cwts.	4,272	4,225	2,992	3,949	5,652	21,495	20,315	13,822	18,093	25,942
Coals, Cinders, and Culm - - Tons	9,139	4,904	2,353	1,427	4,910	4,585	2,209	1,175	780	2,782
Copper, Wrought and Unwrought - Cwts.	3,578	1,963	334	242	118	21,583	10,945	1,873	1,465	529
Cottons, Entered by the Yard - Yards	22,047,070	22,470,865	9,800,581	7,490,493	8,632,308	342,494	390,263	205,986	177,135	190,078
" " at Value - - - - Value	—	—	—	—	—	436	950	352	562	939
Earthenware and Porcelain - - "	—	—	—	—	—	14,411	14,283	11,647	7,667	9,583
Glass Manufactures - - - - "	—	—	—	—	—	2,655	7,445	4,298	2,537	3,939
Hardwares and Cutlery, Unenumerated - - - - Cwts.	9,489	7,966	6,298	4,662	5,286	39,790	38,131	28,424	20,535	21,821
Iron, Wrought and Unwrought - Tons	2,773	2,855	2,468	1,352	1,619	23,098	23,765	23,352	14,632	17,175
Salt - - - - - - - - "	17,525	14,426	15,974	20,737	17,284	10,993	8,669	8,576	10,632	9,764
Silk Manufactures - - - - Value	—	—	—	—	—	9,553	11,074	8,273	4,494	6,097
Soap - - - - - - - - Cwts.	2,682	2,491	1,735	3,639	2,209	3,361	2,713	1,915	3,344	2,272
Spirits, British - - - - Gallons	229,755	239,352	311,435	245,491	256,925	37,504	35,987	38,853	30,684	32,121
Wood: Staves and Empty Casks - Packs.	73,091	72,588	59,225	55,253	69,810	64,278	72,584	60,123	54,223	71,492
Woolens, Entered by the Yard (including those formerly entered by the Piece) } Yards	134,758	64,211	121,254	49,786	47,974	6,245	6,315	6,303	3,343	3,915
" Entered at Value - - - - Value	—	—	—	—	—	974	4,278	2,300	1,348	687
All Other Articles - - - - "	—	—	—	—	—	58,843	62,513	56,125	47,230	43,445
TOTAL - - - -	—	—	—	—	—	841,259	888,593	590,111	498,516	548,236

FOREIGN AND COLONIAL PRODUCE AND MANUFACTURES.

PRINCIPAL AND OTHER ARTICLES.	QUANTITIES.					COMPUTED REAL VALUE.				
	1861.	1862.	1863.	1864.	1865.	1861.	1862.	1863.	1864.	1865.
Beads and Bugles of Glass - - Lbs.	97,666	118,912	128,114	125,237	148,194	£ 4,883	£ 5,945	£ 7,339	£ 6,523	£ 7,873
" Coral - - - - - - - - "	1,082	2,947	1,143	18	2,650	7,493	32,065	12,078	54	7,950
Cowries - - - - - - - - Cwts.	6,869	6,167	3,753	4,580	1,299	13,555	10,497	6,763	7,580	1,977
Rice - - - - - - - - - - "	5,897	7,444	13,585	12,969	12,069	3,805	4,560	8,265	7,350	8,297
Silk Manufactures :										
Bandannas, Corahs, Choppas, Tussore Cloths, Romals, and Taffaties - - - - Pieces	9,911	10,861	8,511	5,886	9,227	8,714	8,521	6,321	5,047	7,226
Spirits: Rum - - - - Proof Gallons	281,109	332,508	228,130	258,079	226,670	25,454	27,567	17,864	21,894	20,072
" Unenumerated, not Sweetened nor Mixed } "	2,910	8,247	54,401	17,341	40,418	242	653	3,627	1,192	2,695
" Mixed, in Bond - - - - "	654,396	447,573	314,238	386,846	452,412	65,440	44,757	31,424	38,684	45,241
Tobacco, Unmanufactured - - Lbs.	2,630,742	2,476,631	1,848,044	1,658,032	2,343,144	91,802	109,643	80,853	65,877	82,987
Wine - - - - - - - - - - Gallons	4,705	4,845	6,212	5,132	3,241	1,665	1,512	2,068	1,713	906
All Other Articles - - - - Value	—	—	—	—	—	12,140	12,622	12,049	10,284	13,596
TOTAL - - - -	—	—	—	—	—	235,193	258,362	188,651	166,198	198,820
TOTAL OF BRITISH AND FOREIGN PRODUCE	—	—	—	—	—	1,076,452	1,146,955	778,762	664,714	747,056

IMPORTS THEREFROM.

PRINCIPAL AND OTHER ARTICLES.	QUANTITIES.					COMPUTED REAL VALUE.				
	1861.	1862.	1863.	1864.	1865.	1861.	1862.	1863.	1864.	1865.
Guano - - - - - <i>Tons</i>	—	—	—	3,379	3,722	£	£	£	£	£
Hides, not Tanned - - - <i>Cwts.</i>	—	—	46	—	82	—	—	134	18,210	16,533
Mother-of-Pearl Shells, Rough - - - "	—	94	340	—	1,723	—	210	765	—	144
Oil, Cocoa-nut - - - - - "	—	7,404	8,084	—	2,186	—	17,881	17,771	—	4,235
" Spermaceti or Head Matter - <i>Tuns</i>	—	11	4	—	6	—	929	329	—	644
All Other Articles - - - <i>Value</i>	—	—	—	—	—	—	610	968	—	665
TOTAL - - - - -	—	—	—	—	—	—	19,630	19,967	18,210	26,830

EXPORTS THERETO.

PRODUCE AND MANUFACTURES OF THE UNITED KINGDOM.

PRINCIPAL AND OTHER ARTICLES.	QUANTITIES.					DECLARED REAL VALUE.				
	1861.	1862.	1863.	1864.	1865.	1861.	1862.	1863.	1864.	1865.
Apparel and Haberdashery - <i>Value</i>	—	—	—	—	—	£	£	£	£	£
Beer and Ale - - - - - <i>Barrels</i>	382	469	349	350	440	1,517	1,974	1,817	1,637	2,075
Coals, Cinders, and Culm - <i>Tons</i>	133	406	—	417	50	106	345	—	408	43
Cottons, Entered by the Yard - <i>Yards</i>	5,506,335	273,355	4,913,022	4,661,392	499,099	93,025	5,631	104,127	128,923	15,314
Earthenware and Porcelain - <i>Value</i>	—	—	—	—	—	394	324	430	1,171	120
Hardwares and Cutlery, Un- enumerated - - - - - } <i>Cwts.</i>	107	95	374	433	131	536	1,255	1,224	1,299	630
Iron, Wrought and Unwrought - <i>Tons</i>	93	51	141	266	229	819	537	1,349	2,793	3,989
Linens, Entered by the Yard - <i>Yards</i>	167,479	17,165	702,275	612,532	46,722	5,615	485	18,188	27,495	1,577
Saddlery and Harness - - - <i>Value</i>	—	—	—	—	—	275	1,435	674	489	630
Silk Manufactures - - - - - "	—	—	—	—	—	946	270	926	842	592
Woollens, Entered by the Yard } (including those formerly entered by the Piece) - } <i>Yards</i>	66,473	47,566	48,267	128,841	73,365	4,422	2,870	3,322	9,218	3,972
All Other Articles - - - <i>Value</i>	—	—	—	—	—	4,396	7,660	7,497	7,593	6,439
TOTAL - - - - -	—	—	—	—	—	114,524	24,402	141,119	184,616	36,274

FOREIGN AND COLONIAL PRODUCE AND MANUFACTURES.

PRINCIPAL AND OTHER ARTICLES.	QUANTITIES.					COMPUTED REAL VALUE.				
	1861.	1862.	1863.	1864.	1865.	1861.	1862.	1863.	1864.	1865.
Cinnamon - - - - - <i>Lbs.</i>	3,457	—	—	2,064	—	£	£	£	£	£
Fish, Cured or Salted, Unenu- merated - - - - - } <i>Cwts.</i>	75	—	6	—	5	415	—	40	—	40
Paper, not for Hanging - - - <i>Cwts.</i>	—	—	150	565	—	—	—	281	1,059	—
Rice, not in the Husk - - - - - "	500	—	—	—	—	323	—	—	—	—
Silk Manufactures: Bandannas, Corahs, Choppas, Tus- sore Cloths, Romals, and Taffaties } <i>Pieces</i>	300	—	—	300	—	295	—	—	210	—
Spirits: Brandy - - - - - <i>Proof Gallons</i>	357	30	—	—	5	158	13	—	—	1
Wine - - - - - <i>Gallons</i>	1,378	361	305	474	292	481	118	102	151	81
All Other Articles - - - <i>Value</i>	—	—	—	—	—	273	11	191	2,025	264
TOTAL - - - - -	—	—	—	—	—	2,197	142	614	3,643	386
TOTAL OF BRITISH AND FOREIGN PRODUCE	—	—	—	—	—	116,721	24,544	141,733	188,259	36,660

NORTHERN WHALE FISHERIES.

YEARS 1861 to 1865.

IMPORTS THEREFROM.

PRINCIPAL AND OTHER ARTICLES.	QUANTITIES.					COMPUTED REAL VALUE.				
	1861.	1862.	1863.	1864.	1865.	1861.	1862.	1863.	1864.	1865.
Oil, Train or Blubber - - Tuns	2,513	1,732	1,128	1,376	2,157	£ 87,320	£ 67,336	£ 52,920	£ 61,920	£ 98,035
Skins, Seal - - - - -Number	10,608	40,154	33,683	63,601	107,881	2,021	8,031	6,026	10,336	16,182
Whalefins - - - - - Tons	115	64	33	17	46	41,210	27,220	16,864	7,120	19,548
All Other Articles - - - Value	—	—	—	—	—	64	36	141	402	107
TOTAL - - - - -	—	—	—	—	—	130,615	102,623	75,951	79,778	133,872

EXPORTS THERETO.

PRODUCE AND MANUFACTURES OF THE UNITED KINGDOM.

PRINCIPAL AND OTHER ARTICLES.	QUANTITIES.					DECLARED REAL VALUE.				
	1861.	1862.	1863.	1864.	1865.	1861.	1862.	1863.	1864.	1865.
Beef and Pork - - - - - Cwts.	—	18	—	111	—	£ —	£ 67	£ —	£ 330	£ —
Bread and Biscuits - - - - - "	—	103	—	300	—	—	83	—	180	—
Provisions, Unenumerated - - - Value	—	—	—	—	—	—	—	—	400	—
All Other Articles - - - - - "	—	—	—	—	—	—	10	—	281	—
TOTAL - - - - -	—	—	—	—	—	—	160	—	1,191	—

FOREIGN AND COLONIAL PRODUCE AND MANUFACTURES.

PRINCIPAL AND OTHER ARTICLES.	QUANTITIES.					COMPUTED REAL VALUE.				
	1861.	1862.	1863.	1864.	1865.	1861.	1862.	1863.	1864.	1865.
Coffee - - - - - Lbs.	3,024	977	2,560	1,488	1,741	£ 88	£ 30	£ 89	£ 50	£ 54
Sugar, Unrefined - - - - - Cwts.	53	14	48	23	24	70	16	54	31	28
Tea - - - - - Lbs.	790	505	806	229	517	56	40	63	17	43
Tobacco, Manufactured, and Cigars - - - "	1,271	982	882	559	1,085	50	69	67	36	46
All Other Articles - - - - - Value	—	—	—	—	—	7	9	—	9	344
TOTAL - - - - -	—	—	—	—	—	271	163	273	143	515
TOTAL OF BRITISH AND FOREIGN PRODUCE	—	—	—	—	—	271	323	273	1,334	515

YEARS 1861 to 1865.

CHANNEL ISLANDS.
(GUERNSEY, JERSEY, &C.)

GUERNSEY, JERSEY, &C.

IMPORTS THEREFROM.

PRINCIPAL AND OTHER ARTICLES.	QUANTITIES.					COMPUTED REAL VALUE.				
	1861.	1862.	1863.	1864.	1865.	1861.	1862.	1863.	1864.	1865.
FOREIGN AND COLONIAL PRODUCE AND MANUFACTURES :						£	£	£	£	£
Butter - - - - - <i>Cwts.</i>	51,458	56,115	65,819	88,504	7,962	256,185	268,081	300,918	459,488	43,075
Confectionery - - - - - <i>Lbs.</i>	247,638	474,027	808,880	765,072	826,920	9,288	17,775	30,333	28,690	31,010
Corn: Wheat Flour - - - - - <i>Cwts.</i>	1,312	6,433	2,195	1,192	4	1,069	4,944	1,659	755	3
Fish - - - - - "	3,690	6,103	3,897	1,803	1,510	3,690	4,317	5,441	3,182	3,009
Eggs - - - - - <i>Gl. 100</i>	94,275	85,226	94,497	113,294	21,617	30,310	25,748	28,136	33,185	6,398
Oil, Train or Blubber - - - - - <i>Tuns</i>	362	313	111	89	319	13,216	15,220	5,889	4,606	15,773
Succades - - - - - <i>Lbs.</i>	57,161	45,178	27,151	146,777	128,902	4,288	3,390	2,034	11,009	9,668
Tobacco, Unmanufactured - - - - - "	259,088	338,906	279,768	235,646	341,930	10,064	18,073	16,774	12,886	18,698
Wine - - - - - <i>Gallons</i>	106,712	76,441	68,776	62,474	45,953	10,671	7,645	6,878	6,248	4,528
All Other Articles - - - - - <i>Value</i>	—	—	—	—	—	15,792	14,469	26,967	46,565	20,239
PRODUCE AND MANUFACTURES OF THE ISLANDS :										
Animals: Cows and Calves - - - - - <i>No.</i>	2,357	2,752	2,580	2,697	2,273	37,235	40,283	40,395	44,712	36,387
" Swine and Hogs - - - - - "	92	46	17	349	2,745	115	46	37	788	7,340
Fruit: Apples, Raw - - - - - <i>Bushels</i>	157,298	33,405	92,133	9,956	82,601	26,990	5,645	14,518	1,380	18,385
" Nuts: Chesnuts - - - - - "	13,165	3,671	565	633	291	6,643	2,337	271	284	109
" Pears, Raw - - - - - "	8,291	6,890	6,373	8,049	6,590	3,838	3,051	2,276	3,308	2,993
Hides, not Tanned - - - - - <i>Cwts.</i>	1,521	3,163	1,004	742	751	3,384	6,387	1,895	1,448	1,404
" Tanned, Tawed, Curried, or Dressed - <i>Lbs.</i>	58,087	74,463	7,880	5,273	800	15,931	8,759	617	352	38
Pork, Salted - - - - - <i>Cwts.</i>	1,892	449	381	433	491	4,938	1,181	913	1,012	1,196
" Fresh - - - - - "	506	949	140	882	5,920	1,658	3,107	459	2,388	19,388
Potatoes - - - - - "	75,914	94,484	107,961	160,028	117,195	42,148	51,736	41,794	54,413	33,507
Rags and other Materials for making Paper- <i>Tons</i>	376	288	321	281	255	4,445	3,761	5,658	5,441	4,969
Stones: Granite, Broken - - - - - "	150,117	154,723	135,720	137,424	165,849	86,317	88,965	78,039	79,019	95,363
" " Dressed or Hewn - - - - - "	5,597	6,387	7,587	7,872	13,193	5,037	5,748	7,587	7,084	11,874
All Other Articles - - - - - <i>Value</i>	—	—	—	—	—	43,772	43,924	28,279	28,212	29,037
TOTAL' - - - - -	—	—	—	—	—	638,772	645,801	648,508	836,455	414,391

EXPORTS THERETO.

PRODUCE AND MANUFACTURES OF THE UNITED KINGDOM.										
PRINCIPAL AND OTHER ARTICLES.	QUANTITIES.					DECLARED REAL VALUE.				
	1861.	1862.	1863.	1864.	1865.	1861.	1862.	1863.	1864.	1865.
Apparel and Haberdashery - Value	—	—	—	—	—	£ 135,931	£ 131,938	£ 311,680	£ 422,037	£ 270,932
Beer and Ale - Barrels	6,409	5,853	6,806	6,966	7,431	17,103	16,761	20,298	20,640	21,937
Candles - - - - -	191,689	174,783	211,785	138,371	131,213	6,268	5,150	6,254	3,903	3,560
Cement - - - - -	45,029	85,475	60,096	42,357	68,753	6,652	12,490	9,426	7,062	11,096
Coals, Cinders, and Culm - Tons	73,984	66,954	69,379	65,440	70,190	35,786	31,988	32,188	30,255	32,812
Copper, Wrought and Unwrought - Cwts.	3,083	2,984	3,800	3,430	2,430	15,093	13,365	16,345	16,746	11,250
Corn: Wheat - - - - -	15,743	8,589	6,721	5,517	90	9,231	5,418	2,485	2,688	51
" Barley - - - - -	6,950	8,689	4,550	5,206	3,398	3,894	4,760	2,478	2,025	1,459
" Oats - - - - -	14,008	14,349	99	8,431	1,236	5,438	5,167	35	2,466	424
" Wheat Flour - - - - -	5,286	2,592	1,465	1,128	457	5,176	2,442	1,309	1,239	495
Cottons, Entered by the Yard - Yards	226,616	466,913	18,325	1,291	41,763	4,038	15,716	522	71	1,944
" at Value - Value	—	—	—	—	—	7,610	24,426	5,137	3,351	1,282
Drugs and Chemical Products - - - - -	—	—	—	—	—	5,990	8,556	6,208	5,798	5,581
Earthenware and Porcelain - - - - -	—	—	—	—	—	11,135	12,991	9,713	11,533	11,081
Fishing Tackle - - - - -	—	—	—	—	—	6,205	3,700	9,182	7,812	5,140
Furniture, Cabinet and Upholstery } Wares - - - - -	—	—	—	—	—	22,143	37,538	21,988	16,920	20,426
Glass Manufactures - - - - -	—	—	—	—	—	14,904	8,481	6,730	9,324	3,942
Hardwares and Cutlery, Un- } enumerated - - - - -	7,752	4,711	8,741	12,408	12,656	30,083	18,697	34,505	48,283	48,005
Iron, Wrought and Unwrought - Tons	1,764	1,556	1,569	2,180	1,471	21,824	25,814	29,109	31,604	17,005
Leather, Wrought and Unwrought - Value	—	—	—	—	—	16,944	16,179	15,923	13,632	10,272
Linens, Entered by the Yard - Yards	314,063	320,469	124,352	203,085	639,032	20,991	19,626	8,359	13,907	43,216
Painters' Colours (not otherwise } described) - - - - -	—	—	—	—	—	12,959	18,415	12,044	10,362	9,162
Paper of all Sorts (including } Paper Hangings) - - - - -	1,624	1,280	1,625	1,309	1,156	6,833	3,913	5,434	3,928	4,098
Perfumery - - - - -	—	—	—	—	—	1,419	6,093	10,189	6,119	2,429
Pictures - - - - -	—	—	—	—	—	1,699	1,407	11,726	3,495	1,484
Plate, Plated Ware, Jewellery, } and Watches - - - - -	—	—	—	—	—	30,596	28,327	39,789	30,531	30,229
Silk Manufactures - - - - -	—	—	—	—	—	12,060	7,897	1,260	11,526	4,433
Soap - - - - -	3,930	3,609	4,298	4,522	4,482	7,107	6,428	6,790	6,756	6,982
Stationery other than Paper - Value	—	—	—	—	—	6,808	7,214	9,476	5,755	17,700
Woolens, Entered by the Yard } (including those formerly } entered by the Piece) - Yards	176,345	1,459,497	761,281	1,460,992	546,787	27,097	109,768	70,833	140,881	55,089
" Entered at Value - Value	—	—	—	—	—	2,428	7,079	1,700	1,607	126
All Other Articles - - - - -	—	—	—	—	—	154,642	233,774	147,661	123,729	98,627
TOTAL - - - - -	—	—	—	—	—	666,087	851,518	867,776	1,015,985	752,269

FOREIGN AND COLONIAL PRODUCE AND MANUFACTURES.										
PRINCIPAL AND OTHER ARTICLES.	QUANTITIES.					COMPUTED REAL VALUE.				
	1861.	1862.	1863.	1864.	1865.	1861.	1862.	1863.	1864.	1865.
Almonds of all Sorts - - - - -	82	234	148	594	374	£ 516	£ 871	£ 434	£ 3,516	£ 1,587
Bacon - - - - -	4	508	1,547	234	—	10	940	2,217	499	—
Coffee - - - - -	206,644	175,277	177,254	188,712	186,489	6,411	6,017	6,247	6,163	6,037
Corn: Wheat - - - - -	10,703	845	6,413	—	185	6,793	478	3,164	—	86
" Wheat Flour - - - - -	6,080	2,271	3,203	1,222	—	4,864	1,703	2,162	766	—
Hemp, Undressed - - - - -	2,274	1,403	1,362	6,550	3,408	3,240	2,368	2,423	10,594	5,296
Paper of all Sorts - - - - -	4	—	79	2,372	1,200	10	—	137	4,267	1,599
Rice, not in the Husk - - - - -	2,573	3,719	2,449	3,074	1,694	1,662	2,278	1,490	1,742	1,165
Spirits: Rum - - - - -	13,889	20,495	18,266	28,237	23,082	1,361	1,728	1,502	2,518	2,257
" Brandy - - - - -	3,055	6,024	2,391	5,809	3,839	1,349	2,610	857	1,779	1,024
" Sweetened and Perfumed } " Unenumerated, not } Sweetened - - - - -	1,321	113	187	15,634	7,802	1,321	113	187	15,634	7,802
Sugar, Unrefined - - - - -	46,524	29,813	23,356	90,580	48,316	3,877	2,360	1,557	6,227	3,221
" Refined - - - - -	9,535	4,272	5,001	7,013	4,152	12,791	5,575	6,220	9,784	4,910
Tallow - - - - -	127	298	378	2,925	918	207	484	636	5,166	1,415
Tea - - - - -	430	1,569	507	500	1,360	1,086	3,569	1,065	1,025	3,128
Tobacco, Unmanufactured - - - - -	545,777	439,568	494,825	567,924	476,105	38,659	34,720	38,658	43,186	39,676
" Manufactured, and Cigars - - - - -	606,531	899,571	698,421	665,628	761,419	21,337	40,050	30,738	26,501	27,040
Wine - - - - -	74,046	19,765	29,042	73,370	79,804	6,929	3,059	3,115	6,502	5,297
Wood, Hewn - - - - -	80,386	65,187	76,321	80,643	31,023	27,833	20,062	23,605	23,227	8,676
All Other Articles - - - - -	1,076	696	899	853	412	3,754	2,463	3,371	2,941	1,178
TOTAL - - - - -	—	—	—	—	—	155,937	145,351	145,096	192,442	139,767
TOTAL OF BRITISH AND FOREIGN PRODUCE	—	—	—	—	—	822,024	996,869	1,012,872	1,208,427	892,036

HELIGOLAND.

IMPORTS THEREFROM.

PRINCIPAL AND OTHER ARTICLES.	QUANTITIES.					COMPUTED REAL VALUE.				
	1861.	1862.	1863.	1864.	1865.	1861.	1862.	1863.	1864.	1865.
Fish - - - - - <i>Cwts.</i>	342	464	—	962	—	£ 330	£ 400	£ —	£ 800	£ —
All Other Articles - - - - - <i>Value</i>	—	—	—	—	—	214	168	—	3	—
TOTAL - - - - -	—	—	—	—	—	544	568	—	803	—

EXPORTS THERETO.

PRODUCE AND MANUFACTURES OF THE UNITED KINGDOM.										
PRINCIPAL AND OTHER ARTICLES.	QUANTITIES.					DECLARED REAL VALUE.				
	1861.	1862.	1863.	1864.	1865.	1861.	1862.	1863.	1864.	1865.
Coals, Cinders, and Culm - - - <i>Tons</i>	90	84	—	50	85	£ 41	£ 26	£ —	£ 15	£ 43
Oil, Linseed - - - - - <i>Gallons</i>	1,072	—	—	—	—	161	—	—	—	—
Telegraphic Wire - - - - - <i>Value</i>	—	—	—	—	—	—	—	—	—	—
All Other Articles - - - - - <i>"</i>	—	—	—	—	—	192	89	—	—	283
TOTAL - - - - -	—	—	—	—	—	394	115	—	15	326

FOREIGN AND COLONIAL PRODUCE AND MANUFACTURES.

Nil.

GIBRALTAR.

IMPORTS THEREFROM.

PRINCIPAL AND OTHER ARTICLES.	QUANTITIES.					COMPUTED REAL VALUE.				
	1861.	1862.	1863.	1864.	1865.	1861.	1862.	1863.	1864.	1865.
Copper, Unwrought and part Wrought - <i>Tons</i>	222	61	—	20	130	£ 21,458	£ 5,464	£ —	£ 1,614	£ 10,023
Corn: Wheat - - - - - <i>Cwts.</i>	108	—	498	—	—	73	—	231	—	—
" Peas and Beans - - - - - <i>"</i>	1,947	283	2,014	—	3,696	833	122	793	—	1,494
" Other Kinds of Corn and Grain - <i>"</i>	—	—	(Not computed.)	—	—	6,586	483	831	—	—
Cotton, raw - - - - - <i>"</i>	—	—	—	21	4,977	—	—	—	308	58,572
Fruit: Almonds, Bitter - - - - - <i>"</i>	17	51	—	—	—	37	102	—	—	—
" " not Bitter - - - - - <i>"</i>	2,269	887	641	177	14	15,660	4,269	3,087	982	126
" Dates - - - - - <i>"</i>	2,045	1,272	1,263	425	2,114	6,311	2,732	3,547	1,329	6,146
" Raisins - - - - - <i>"</i>	1,307	124	738	12	45	2,449	174	1,243	18	73
Lead, Pig and Sheet - - - - - <i>Tons</i>	911	1,295	1,128	2,122	1,538	17,196	24,964	22,136	42,151	29,226
Oil, Olive - - - - - <i>Tons</i>	64	—	28	—	26	3,574	—	1,585	—	1,349
Quicksilver - - - - - <i>Lbs.</i>	—	—	150	133,999	43,931	—	—	14	15,474	4,531
Saffron - - - - - <i>"</i>	—	667	—	—	430	—	1,455	—	—	684
Seeds, Canary - - - - - <i>Cwts.</i>	5,969	5,987	2,437	227	1,360	4,242	3,865	1,559	168	963
Wine - - - - - <i>Gallons</i>	24,194	13,830	34,647	14,731	7,941	2,421	1,385	3,465	1,473	984
Wool, Sheep and Lambs' - - - - - <i>Lbs.</i>	696,350	564,432	294,236	839,361	416,521	36,712	30,044	14,673	42,240	20,825
All Other Articles - - - - - <i>Value</i>	—	—	—	—	—	16,292	22,500	15,966	11,312	14,733
TOTAL - - - - -	—	—	—	—	—	133,834	97,559	69,130	117,059	149,729

EXPORTS THERETO.

PRODUCE AND MANUFACTURES OF THE UNITED KINGDOM.										
PRINCIPAL AND OTHER ARTICLES.	QUANTITIES.					DECLARED REAL VALUE.				
	1861.	1862.	1863.	1864.	1865.	1861.	1862.	1863.	1864.	1865.
						£	£	£	£	£
Apparel and Haberdashery - Value	—	—	—	—	—	40,683	40,127	54,708	90,058	59,268
Beer and Ale - Barrels	4,375	5,016	7,549	11,556	10,463	13,457	14,192	21,559	35,539	33,600
Butter - Cwts.	3,831	3,560	3,733	3,486	3,058	18,703	17,304	18,110	17,026	15,641
Coals, Cinders, and Culm - Tons	81,136	64,341	89,775	89,171	91,647	38,845	31,018	42,868	48,321	50,070
Copper, Wrought and Unwrought - Cwts.	1,044	881	723	281	535	5,187	4,521	3,606	1,643	2,587
Cotton Yarn - Lbs.	202,829	100,093	45,599	17,588	138,350	10,434	6,201	4,826	2,173	10,149
Cottons, Entered by the Yard - Yards	22,587,081	16,923,989	19,291,219	15,561,506	19,405,774	358,822	314,129	477,610	414,399	457,568
" at Value - Value	—	—	—	—	—	36,864	38,322	36,361	39,106	27,588
Earthenwares and Porcelain - "	—	—	—	—	—	5,870	4,209	5,265	4,298	5,457
Hardware and Cutlery, Un- enumerated - Cwts.	7,388	6,146	7,046	5,911	5,200	37,638	32,313	31,881	28,068	20,753
Iron, Wrought and Unwrought - Tons	3,875	2,451	3,405	2,651	2,155	46,337	30,283	37,509	31,038	25,352
Linen Yarn - Lbs.	2,546,616	3,085,039	2,851,557	3,014,653	2,360,641	104,913	133,256	149,650	178,413	121,142
Linens, Entered by the Yard - Yards	1,107,384	857,400	1,123,823	957,690	1,098,299	38,702	34,978	48,549	45,325	48,149
" at Value - Value	—	—	—	—	—	786	555	421	682	591
Silk Manufactures - "	—	—	—	—	—	20,653	22,057	22,863	16,406	13,838
Sugar, Refined - Cwts.	3,042	5,292	9,748	4,896	9,315	8,611	13,610	17,609	7,599	13,460
Tin Plates - Value	—	—	—	—	—	7,409	7,321	5,459	4,901	3,613
Woollen and Worsted Yarn - Lbs.	58,240	35,403	29,266	12,690	5,911	7,843	4,970	4,513	1,707	698
Woollens, Entered by the Yard (including those formerly entered by the Piece) - Yards	1,482,043	1,538,911	2,528,869	2,120,583	1,587,437	106,857	128,938	145,488	126,588	106,315
" Entered at Value - Value	—	—	—	—	—	7,197	9,616	11,026	9,410	6,074
All Other Articles - "	—	—	—	—	—	99,795	108,983	128,019	103,468	98,934
TOTAL - -	—	—	—	—	—	1,015,606	996,913	1,267,900	1,206,168	1,120,847

FOREIGN AND COLONIAL PRODUCE AND MANUFACTURES.										
PRINCIPAL AND OTHER ARTICLES.	QUANTITIES.					COMPUTED REAL VALUE.				
	1861.	1862.	1863.	1864.	1865.	1861.	1862.	1863.	1864.	1865.
						£	£	£	£	£
Butter - Cwts.	209	1,114	984	2,242	1,496	1,032	5,291	4,526	12,013	7,586
Cinnamon - Lbs.	104,347	91,950	71,934	34,511	131,018	7,608	6,896	5,770	3,307	13,374
Cloves - "	52,362	129,069	370,325	76,319	213,985	873	2,151	5,015	1,351	3,121
Coffee - "	86,292	99,252	93,533	68,703	115,850	2,367	3,118	3,210	2,167	3,437
Cotton, Raw - Cwts.	15,126	6,282	11,042	2,192	917	50,331	54,083	103,888	27,050	8,908
" Manufactures: Piece Goods - Pieces	1,894	2,500	2,993	1,320	495	1,280	1,090	1,251	590	372
Gum: Lac Dye - Cwts.	356	434	232	371	314	1,507	1,834	1,096	2,274	1,945
Indigo - "	10	116	103	117	33	358	4,077	2,893	3,451	994
Linen Yarn - Lbs.	—	—	2,511	93,231	2,300	—	—	168	4,882	245
Pepper - "	293,640	360,601	401,487	280,003	401,260	4,894	6,010	6,273	4,083	5,852
Rice, not in the Husk - Cwts.	2,122	2,138	301	1,031	851	1,371	1,310	183	584	585
Saltpetre - "	75	124	158	319	1,449	122	215	290	514	1,787
Silk, Raw - Lbs.	48,559	19,678	10,733	3,448	6,685	42,894	18,694	10,912	3,865	8,802
" Manufactures: Bandannas, Corahs, Choppas, Tussore Cloths, Romals, and Taffaties - Pieces	2,409	1,945	2,552	850	650	2,375	1,855	2,478	850	642
Spirits: Rum - Proof Gallons	17,878	16,571	23,780	20,766	19,901	1,765	1,442	1,954	1,875	1,960
" Unenumerated, not Sweetened - "	4,278	1	5,142	31,965	451	357	1	343	2,198	30
Sugar, Unrefined - Cwts.	4,119	1,717	4,046	6,178	10,237	5,247	2,280	5,089	8,106	11,922
Tea - Lbs.	147,600	248,009	229,172	171,612	169,390	10,455	19,634	17,904	13,049	14,116
Tobacco, Manufactured - "	7,771	13,473	16,596	36,430	24,379	1,073	1,091	1,418	2,612	1,381
" Unmanufactured - "	82,283	174	75,526	8,699	5,869	2,872	8	3,304	347	208
Wine - Gallons	6,907	10,151	17,889	13,369	41,131	2,471	3,352	5,824	4,976	12,411
All Other Articles - Value	—	—	—	—	—	12,284	13,353	19,762	26,670	20,127
TOTAL - -	—	—	—	—	—	153,536	147,785	203,551	126,814	119,825
TOTAL OF BRITISH AND FOREIGN PRODUCE	—	—	—	—	—	1,169,142	1,144,698	1,471,451	1,332,982	1,240,672

IMPORTS THEREFROM.

PRINCIPAL AND OTHER ARTICLES.	QUANTITIES.					COMPUTED REAL VALUE.				
	1861.	1862.	1863.	1864.	1865.	1861.	1862.	1863.	1864.	1865.
Brimstone - - - - - <i>Cwts.</i>	4,809	2,024	334	—	—	£ 1,995	£ 740	£ 130	—	—
Corn: Wheat - - - - - "	5,100	2,197	13	—	—	3,299	1,284	6	—	—
" Barley - - - - - "	8,904	10,332	9,739	5,654	28,643	3,708	3,566	3,577	1,715	8,920
" Other Kinds of Corn and Grain "	(Not computed.)					1,782	—	—	—	—
Cotton, Raw - - - - - "	2,473	2,165	3,400	2,222	1,579	12,725	13,031	34,572	22,610	11,501
Fruit: Dates - - - - - "	288	336	1,154	492	1,414	864	771	2,546	1,279	4,106
" Oranges and Lemons - - <i>Bushels</i>	1,226	1,512	5,255	3,498	3,475	544	987	3,134	2,229	2,293
Hats or Bonnets of Straw - - <i>Lbs.</i>	2,292	434	170	2,108	2,284	6,877	1,302	510	5,271	5,710
Oil, Olive - - - - - <i>Tuns</i>	1,086	422	843	850	126	61,062	24,306	47,064	45,551	6,806
Rags and other Materials for making Paper - - - - - <i>Tons</i>	116	157	137	24	14	2,262	1,839	2,346	322	178
Silk, Raw - - - - - <i>Lbs.</i>	8,828	4,337	5,283	1,625	373	10,373	5,888	7,153	2,034	727
Teeth, Elephants' - - - - - <i>Cwts.</i>	811	1,026	695	954	974	21,770	23,041	19,833	30,448	30,826
Tobacco, Unmanufactured - - <i>Lbs.</i>	28,164	35,478	160,300	38	1,022	957	1,443	7,014	2	42
Wine - - - - - <i>Gallons</i>	8,862	8,468	6,241	6,781	8,085	886	849	622	676	782
Wool, Sheep and Lambs' - - <i>Lbs.</i>	11,908	371,995	379,333	124,495	44,660	299	13,721	14,435	4,817	1,308
All Other Articles - - - - - <i>Value</i>	—	—	—	—	—	14,034	18,051	15,621	11,059	10,794
TOTAL - - - - -	—	—	—	—	—	143,437	110,819	158,563	128,013	83,993

EXPORTS THERETO.

PRODUCE AND MANUFACTURES OF THE UNITED KINGDOM.										
PRINCIPAL AND OTHER ARTICLES.	QUANTITIES.					DECLARED REAL VALUE.				
	1861.	1862.	1863.	1864.	1865.	1861.	1862.	1863.	1864.	1865.
Apparel and Haberdashery - - <i>Value</i>	—	—	—	—	—	£ 23,276	£ 20,480	£ 29,639	£ 31,096	£ 30,066
Beer and Ale - - - - - <i>Barrels</i>	2,616	3,025	2,755	3,926	5,390	9,629	10,097	9,954	13,978	18,186
Books, Printed - - - - - <i>Cwts.</i>	257	193	195	223	145	5,176	3,225	2,907	3,542	2,492
Butter - - - - - "	1,826	1,729	1,838	1,759	1,481	8,923	8,342	8,229	7,996	7,337
Coals, Cinders, and Culm - - <i>Tons</i>	115,731	116,885	129,890	185,672	152,991	55,745	57,724	62,386	93,671	81,274
Copper, Wrought and Unwrought <i>Cwts.</i>	524	1,186	1,046	1,904	1,212	2,675	5,568	4,701	9,274	5,588
Cotton Yarn - - - - - <i>Lbs.</i>	780,098	264,271	335,657	338,872	532,526	31,903	12,468	28,729	31,079	33,907
Cottons, Entered by the Yard - <i>Yards</i>	15,553,216	10,040,313	14,118,652	14,683,078	13,021,869	199,915	139,630	296,341	342,351	253,326
" " at Value - - - - - <i>Value</i>	—	—	—	—	—	6,143	3,824	3,862	3,908	5,970
Earthenware and Porcelain - - "	—	—	—	—	—	5,609	8,078	5,492	7,478	4,079
Fish: Herrings - - - - - <i>Barrels</i>	1,903	3,529	5,248	2,901	1,345	2,105	3,510	5,208	3,135	1,345
Glass Manufactures - - - - - <i>Value</i>	—	—	—	—	—	2,995	2,895	3,165	2,730	3,314
Gunpowder - - - - - <i>Lbs.</i>	203,500	297,958	370,380	478,987	475,613	5,355	7,970	9,663	13,325	13,216
Hardware and Cutlery, Unenumerated - - - - - <i>Cwts.</i>	1,704	1,184	1,326	1,615	2,147	10,417	6,252	7,845	10,191	10,860
Iron, Wrought and Unwrought <i>Tons</i>	1,406	1,650	1,740	1,724	1,848	12,014	11,916	13,976	17,710	15,977
Linens, Entered by the Yard - <i>Yards</i>	308,373	361,757	540,962	773,158	652,177	9,837	12,572	21,907	32,649	27,313
" " at Value - - - - - <i>Value</i>	—	—	—	—	—	724	975	1,433	2,876	2,062
Oil, Seed - - - - - <i>Gallons</i>	18,286	24,149	21,532	27,577	20,097	2,377	4,032	3,959	4,336	2,907
Plate, Plated Ware, Jewellery, and Watches - - - - - <i>Value</i>	—	—	—	—	—	2,597	1,029	1,341	2,792	1,599
Provisions (not otherwise described) "	—	—	—	—	—	27,900	1,289	1,158	1,649	1,902
Silk Manufactures - - - - - "	—	—	—	—	—	2,826	1,436	2,059	1,983	2,280
Soap - - - - - <i>Cwts.</i>	2,613	1,716	1,783	1,849	836	2,703	2,042	1,935	2,050	1,057
Sugar, Refined - - - - - "	2,251	3,392	5,867	925	3,880	6,163	9,095	12,937	1,657	5,821
Tin Plates - - - - - <i>Value</i>	—	—	—	—	—	2,455	1,804	2,093	2,983	2,175
Woolens, Entered by the Yard (including those formerly entered by the Piece) - <i>Yards</i>	557,087	367,396	517,826	564,009	351,655	33,599	32,879	36,589	44,825	26,420
" " Entered at Value - - <i>Value</i>	—	—	—	—	—	2,714	3,434	3,070	2,732	1,127
All Other Articles - - - - - "	—	—	—	—	—	86,335	60,165	42,030	61,117	70,304
TOTAL - - - - -	—	—	—	—	—	564,110	432,731	622,608	753,113	631,904

FOREIGN AND COLONIAL PRODUCE AND MANUFACTURES.

PRINCIPAL AND OTHER ARTICLES.	QUANTITIES.					COMPUTED REAL VALUE.				
	1861.	1862.	1863.	1864.	1865.	1861.	1862.	1863.	1864.	1865.
Arms and Ammunition - - - <i>Value</i>	—	—	—	—	—	£ —	£ —	£ 35	£ 1,180	£ 920
Coffee - - - - - <i>Lbs.</i>	303,390	834,369	811,800	551,046	518,824	8,269	25,500	25,507	16,667	15,195
Hides, not Tanned - - - <i>Cwts.</i>	—	—	176	1,090	850	—	—	612	3,969	3,185
Indigo - - - - - "	114	282	300	318	129	4,084	9,912	8,422	9,360	3,887
Pepper - - - - - <i>Lbs.</i>	264,324	337,732	240,844	238,481	192,866	4,405	5,629	3,763	3,478	2,813
Rice, not in the Husk - - <i>Cwts.</i>	12,767	10,549	10,480	11,288	7,057	8,245	6,461	6,375	6,396	4,852
Silk, Raw - - - - - <i>Lbs.</i>	5,580	3,044	6,513	21,960	227	4,929	2,892	6,622	24,613	2,258
" Knubs or Husks - - - <i>Cwts.</i>	—	—	147	234	184	—	—	1,646	3,094	4,258
Spirits: Rum - - - - - <i>Proof Gallons</i>	16,002	42,226	19,403	17,508	25,987	1,428	3,295	1,545	1,513	2,381
" Brandy - - - - - "	2,001	2,824	1,900	1,500	2,785	884	1,224	681	460	742
Sugar, Unrefined - - - <i>Cwts.</i>	6,025	5,618	13,982	8,047	12,180	8,133	6,948	16,258	11,289	14,524
" Refined - - - - - "	2	253	100	207	276	4	427	168	366	426
Tea - - - - - <i>Lbs.</i>	66,506	53,366	48,650	56,735	65,080	4,711	4,225	3,801	4,314	5,423
Tobacco, Unmanufactured - <i>"</i>	110,663	55,047	149,069	66,010	407,073	3,945	2,437	6,528	2,761	14,418
" Manufactured, and Cigars - <i>"</i>	2,754	8,278	11,373	50,548	18,735	491	859	1,091	3,381	972
Wine - - - - - <i>Gallons</i>	14,635	5,064	7,524	5,295	6,709	5,109	1,563	2,384	1,821	1,855
Wool: Sheep and Lambs' - <i>Lbs.</i>	61,964	119,160	121,234	66,157	49,980	4,292	8,290	8,379	5,348	3,696
All Other Articles - - - <i>Value</i>	—	—	—	—	—	5,852	5,508	9,748	17,655	14,267
TOTAL - - - - -	—	—	—	—	—	64,781	85,170	103,571	117,685	94,113
TOTAL OF BRITISH AND FOREIGN PRODUCE	—	—	—	—	—	628,891	517,901	726,179	870,798	726,017

IMPORTS THEREFROM.

PRINCIPAL AND OTHER ARTICLES.	QUANTITIES.					COMPUTED REAL VALUE.				
	1861.	1862.	1863.	1864.	1865.	1861.	1862.	1863.	1864.	1865.
Ashes, Pearl and Pot - - - <i>Cwts.</i>	105,243	121,036	133,195	141,627	113,915	£ 177,695	£ 198,174	£ 201,058	£ 219,402	£ 181,536
Bacon - - - - - "	1,243	7,952	14,528	4,688	9,188	2,531	13,796	20,218	10,475	26,372
Beef, Salted - - - - - "	2,617	861	2,967	3,074	713	4,923	1,437	4,450	4,097	1,296
Butter - - - - - "	29,993	47,544	34,411	38,346	31,560	135,968	179,878	139,066	193,677	167,997
Cheese - - - - - "	6,717	7,602	14,396	14,505	10,233	14,706	16,153	34,544	37,264	29,986
Copper Ore - - - - - <i>Tons</i>	324	170	1,581	197	217	6,029	3,490	27,225	3,362	2,933
Corn: Wheat - - - - - <i>Cwts.</i>	2,380,235	3,731,446	2,093,780	1,225,513	306,765	1,343,043	2,067,615	991,090	526,731	138,344
" Oats - - - - - "	104,118	38	25	—	57,056	38,026	14	10	—	22,433
" Peas - - - - - "	834,012	450,450	371,862	256,076	280,923	312,957	186,155	133,267	97,977	113,225
" Maize or Indian Corn - - - - - "	495,030	1,417,316	394,440	9,641	302,173	179,353	463,255	150,623	2,982	97,944
" Wheatmeal and Flour - - - - - "	805,223	1,105,185	880,563	484,284	177,257	612,953	789,795	531,194	268,800	113,148
" Oatmeal - - - - - "	48,056	5,240	28	2	359	30,547	2,939	14	1	166
Cotton, Raw - - - - - "	—	—	153	1,966	529	—	—	1,892	27,983	5,925
Hams - - - - - "	520	2,498	5,545	2,810	1,077	1,114	3,888	11,543	5,560	2,955
Hides, Tanned, Tawed, Curried, or Dressed - - - - - } <i>Lbs.</i>	—	—	79,979	708,940	276,135	—	—	3,056	23,764	9,488
Oil-seed Cake - - - - - <i>Tons</i>	546	429	912	740	1,481	5,554	3,920	8,601	6,344	14,241
Petroleum - - - - - <i>Tons</i>	5	3,131	642	—	—	74	41,732	11,077	—	—
Skins and Furs :										
Beaver - - - - - <i>No.</i>	29,688	25,787	32,362	34,187	21,669	10,391	11,282	13,637	14,992	12,370
Fox - - - - - "	2,493	6,017	4,207	2,940	2,065	1,643	5,655	7,559	3,067	1,014
Marten - - - - - "	13,529	11,488	20,577	13,522	11,087	9,624	7,323	15,186	6,647	7,242
Otter - - - - - "	2,690	2,556	3,630	3,669	2,251	3,228	2,460	4,019	5,163	2,459
Other Sorts - - - - - <i>Value</i>	—	—	—	—	—	11,181	11,980	20,156	20,410	13,896
Tobacco, Manufactured, and Cigars <i>Lbs.</i>	445	151,286	493,991	707,542	1,181	19	11,806	37,362	41,780	50
Wood and Timber :										
Not Sawn or Split - - - - - <i>Lods</i>	559,924	465,126	652,837	642,541	613,105	2,087,693	1,752,415	2,476,418	2,190,759	1,876,186
Deals, Battens, &c., Sawn or Split "	285,273	209,960	273,877	236,518	317,636	807,100	572,129	773,744	617,517	946,912
Staves - - - - - "	18,642	18,564	24,509	19,191	19,325	117,978	140,967	194,257	139,860	155,124
Lathwood - - - - - "	15,521	10,690	12,244	14,667	14,285	21,771	16,144	17,192	20,416	19,797
Walnut Wood - - - - - <i>Tons</i>	1,390	1,363	2,474	2,406	1,463	8,598	9,364	21,650	20,900	10,097
All Other Articles - - - - - <i>Value</i>	—	—	—	—	—	44,949	58,664	47,050	52,854	40,236
TOTAL - - - - -	—	—	—	—	—	5,989,648	6,572,430	5,867,098	4,562,784	4,013,372

EXPORTS THERETO.

PRODUCE AND MANUFACTURES OF THE UNITED KINGDOM.

PRINCIPAL AND OTHER ARTICLES.	QUANTITIES.					DECLARED REAL VALUE.				
	1861.	1862.	1863.	1864.	1865.	1861.	1862.	1863.	1864.	1865.
						£	£	£	£	£
Apparel and Haberdashery - Value	—	—	—	—	—	304,716	302,679	417,982	340,158	311,716
Beer and Ale - Barrels	601	1,208	1,110	1,289	1,472	2,782	5,421	4,604	6,133	7,224
Books, Printed - Cwts.	1,308	1,589	2,014	1,632	2,090	16,899	15,646	19,887	15,569	22,752
Coals, Cinders, and Culm - Tons	108,451	135,546	146,292	130,958	141,521	46,814	54,570	58,664	60,119	62,803
Copper, Wrought and Unwrought - Cwts.	1,382	1,902	3,940	3,700	2,370	6,026	8,181	16,936	18,642	10,196
Cordage and Twine - "	2,242	3,728	4,235	5,037	2,837	4,227	9,801	13,709	16,573	8,422
Cottons, Entered by the Yard - Yards	24,951,674	21,042,501	14,366,290	18,515,444	20,987,028	391,538	381,037	336,410	467,563	468,357
" " at Value - Value	—	—	—	—	—	29,500	32,406	31,867	35,811	31,051
Drugs and Chemical Products - "	—	—	—	—	—	11,814	21,549	20,136	27,858	28,839
Earthenware and Porcelain - "	—	—	—	—	—	61,119	48,407	49,879	58,845	39,097
Glass Manufactures - "	—	—	—	—	—	16,975	17,030	16,171	22,979	17,230
Hardware & Cutlery, Unenumerated - Cwts.	25,729	21,867	22,194	26,587	16,500	103,956	96,488	101,604	116,644	79,454
Iron, Wrought and Unwrought - Tons	41,501	43,751	57,111	64,371	45,164	288,216	322,890	406,698	513,513	322,881
Lead and Shot - "	271	439	637	595	328	6,421	9,584	13,571	13,658	6,997
Leather, Wrought and Unwrought - Value	—	—	—	—	—	7,022	8,542	10,933	11,930	9,085
Linens, Entered by the Yard - Yards	1,416,705	3,755,769	2,300,833	2,864,215	2,454,122	36,692	91,436	78,480	105,956	82,035
" " at Value - Value	—	—	—	—	—	7,582	10,530	15,789	14,850	9,908
Machinery and Mill Work - "	—	—	—	—	—	28,980	3,765	4,266	10,404	12,462
Oil, Seed - Gallons	102,171	70,046	119,454	138,937	38,519	12,888	11,292	23,089	22,604	6,070
Painters' Colours (not otherwise described) - Value	—	—	—	—	—	21,186	20,983	22,923	28,093	19,014
Paper of all Sorts (including Paper Hangings) - Cwts.	5,377	4,201	7,443	9,172	7,466	30,850	16,006	28,514	34,082	25,836
Pickles and Sauces - Value	—	—	—	—	—	8,542	12,492	12,079	15,023	7,381
Plate, Plated Ware, Jewellery, and Watches - "	—	—	—	—	—	5,866	7,420	11,802	13,298	19,764
Salt - Tons	27,469	37,173	54,842	30,934	33,811	10,926	11,702	17,647	8,858	11,337
Silk Manufactures - Value	—	—	—	—	—	37,152	39,105	33,503	52,995	32,935
Soap - Cwts.	9,808	3,083	2,460	8,323	2,151	10,016	3,625	3,633	9,567	2,465
Stationery, other than Paper - Value	—	—	—	—	—	5,881	4,119	8,407	8,004	8,834
Sugar, Refined - Cwts.	3,246	4,964	4,118	394	5,568	5,160	12,317	6,515	744	6,741
Tin Plates - Value	—	—	—	—	—	30,489	34,588	42,375	38,569	22,040
Woollens, Entered by the Yard (including those formerly entered by the Piece) - Yards	5,938,219	4,889,214	5,679,680	9,304,391	8,352,868	369,639	408,684	420,925	673,580	540,432
" Entered at Value - Value	—	—	—	—	—	29,218	44,831	39,665	56,743	34,976
All Other Articles - "	—	—	—	—	—	132,354	170,394	190,567	240,386	179,743
TOTAL	—	—	—	—	—	2,081,446	2,237,520	2,479,230	3,059,751	2,448,077

FOREIGN AND COLONIAL PRODUCE AND MANUFACTURES.

PRINCIPAL AND OTHER ARTICLES.	QUANTITIES.					COMPUTED REAL VALUE.				
	1861.	1862.	1863.	1864.	1865.	1861.	1862.	1863.	1864.	1865.
						£	£	£	£	£
Caoutchouc, Raw - Cwts.	—	181	84	274	—	—	1,466	656	1,939	—
Cloves - Lbs.	2,036	37,204	43,068	115,211	35,374	34	620	583	2,040	516
Coffee - "	229,639	620,355	143,663	399,465	508,162	6,673	20,105	5,051	12,780	16,318
Cotton, Raw - Cwts.	—	4,522	2,008	962	450	—	31,103	17,981	8,892	3,209
Currants - "	1,978	12,675	5,768	13,192	26,956	2,176	12,675	6,153	12,422	23,025
Glass, Window, Shades and Cylinders - "	—	1,540	2,618	1,405	361	—	1,232	2,094	1,124	289
Hemp, Undressed - "	1,732	5,269	8,143	2,999	7,875	2,237	8,891	14,488	5,025	11,964
Indigo - "	253	653	621	627	538	9,063	22,953	17,445	18,493	16,209
Liquorice, Juice and Paste - "	106	4,975	4,450	3,409	1,781	590	8,849	10,722	5,637	2,482
Nutmegs - Lbs.	6,359	26,531	28,434	86,178	86,885	371	1,658	1,422	5,251	4,706
Oil, Castor - Cwts.	447	714	767	429	904	1,140	2,160	1,831	1,049	2,362
" Olive - Tuns	73	44	38	69	45	4,166	2,527	2,192	3,959	2,369
" Chemical, Essential, and Perfumed - Lbs.	1,448	3,522	3,234	2,991	981	985	6,737	7,806	1,372	532
Pepper - "	69,545	359,640	238,420	326,192	161,388	1,159	5,994	3,725	4,757	2,353
Pimento - Cwts.	68	4,849	243	648	179	92	6,425	302	761	208
Raisins - "	433	5,836	1,567	4,496	6,190	619	7,440	2,155	6,575	9,594
Rice, not in the Husk - "	31,291	33,956	37,179	35,462	55,878	20,209	20,798	22,617	20,095	38,416
Silk Manufactures: Broad Stuffs and Ribbons - Lbs.	—	63	448	656	—	—	186	1,218	1,890	—
Spirits: Rum - Proof Gallons	14,092	37,345	18,927	24,405	26,371	1,398	3,216	1,560	2,183	2,595
" Brandy - "	5,809	6,094	7,526	5,272	3,649	2,566	2,641	2,696	1,614	973
" Geneva - "	17,066	1,543	2,146	3,055	348	1,742	161	210	286	31
Sugar, Unrefined - Cwts.	20,542	15,478	27,498	—	54,967	25,240	17,534	30,986	—	63,207
Tar - Barrels	204	936	456	480	172	287	1,602	575	493	161
Tea - Lbs.	2,084,110	3,331,224	2,955,895	2,048,901	4,762,084	147,624	263,722	230,929	155,802	396,840
Wine - Gallons	41,514	64,793	48,916	52,214	44,476	14,542	19,346	15,242	15,845	12,169
Wool, Sheep and Lambs' - Lbs.	326,578	275,641	219,013	196,139	114,411	18,629	16,886	12,582	12,061	6,737
Zinc, Crude and Rolled - Tons	—	62	1	—	5	—	1,355	33	—	109
All Other Articles - Value	—	—	—	—	—	14,937	32,057	45,717	56,627	49,911
TOTAL	—	—	—	—	—	276,479	520,339	458,971	358,972	667,285
TOTAL OF BRITISH AND FOREIGN PRODUCE	—	—	—	—	—	2,357,925	2,757,859	2,938,201	3,418,723	3,115,362

IMPORTS THEREFROM.

PRINCIPAL AND OTHER ARTICLES.	QUANTITIES.					COMPUTED REAL VALUE.				
	1861.	1862.	1863.	1864.	1865.	1861.	1862.	1863.	1864.	1865.
						£	£	£	£	£
Fish - - - - - Cwts.	5,050	10,377	5,239	11,915	5,994	9,777	9,811	9,848	15,588	9,170
Iron, Pig - - - - - Tons	608	1,222	2,018	2,342	1,213	3,401	6,110	11,999	14,052	7,278
" Bars, Unwrought - - - "	637	851	739	804	973	6,883	8,938	8,238	9,250	10,893
Oil, Train or Blubber - - - Tuns	—	10	2	149	10	—	384	96	7,671	662
Skins and Furs, of all Sorts - Value	—	—	—	—	—	1,909	1,048	4,090	662	2,013
Wood and Timber:										
Not Sawed or Split - - - Loads	53,305	31,223	38,043	41,544	42,930	193,628	116,862	144,242	148,763	128,934
Deals, Battens, &c., Sawed or Split - - - "	519,275	354,121	459,380	501,920	436,763	1,477,029	951,341	1,260,050	1,286,578	1,255,510
Lathwood - - - - - "	2,356	1,259	1,227	1,396	982	3,311	1,872	1,733	1,930	1,368
All Other Articles - - - - - Value	—	—	—	—	—	53,102	23,478	6,945	7,974	4,152
TOTAL - - - - -	—	—	—	—	—	1,749,040	1,119,744	1,447,241	1,492,468	1,419,980

EXPORTS THERETO.

PRINCIPAL AND OTHER ARTICLES.	QUANTITIES.					DECLARED REAL VALUE.				
	1861.	1862.	1863.	1864.	1865.	1861.	1862.	1863.	1864.	1865.
						£	£	£	£	£
Apparel and Haberdashery - Value	—	—	—	—	—	44,218	34,412	45,431	86,428	60,053
Coals, Cinders, and Culm - Tons	24,846	26,562	23,612	18,739	12,662	12,456	12,718	10,289	8,564	6,296
Copper, Wrought and Unwrought - Cwts.	1,889	3,588	6,535	5,910	3,584	8,188	14,634	26,914	25,808	14,067
Cordage and Twine - - - - - "	10,127	14,921	14,995	17,840	12,570	16,938	29,153	32,644	41,888	25,696
Cotton Yarn - - - - - Lbs.	123,301	38,328	32,520	58,411	90,609	5,131	2,252	2,579	5,741	7,036
Cottons, Entered by the Yard - Yards	2,365,850	3,727,089	2,614,419	3,188,490	1,759,224	40,937	69,545	55,442	89,082	45,115
" " at Value - Value	—	—	—	—	—	1,674	1,631	2,126	8,402	7,120
Earthenware and Porcelain - - - "	—	—	—	—	—	8,219	7,936	8,657	11,103	5,603
Hardware and Cutlery, Un- } enumerated - - - - - } Cwts.	3,054	2,619	3,516	4,346	2,658	13,798	10,415	15,312	20,165	11,936
Iron, Wrought and Unwrought - Tons	10,143	10,288	14,240	14,078	10,032	79,221	85,830	118,622	152,501	91,974
Leather, Wrought and Unwrought - Value	—	—	—	—	—	2,668	1,055	2,383	3,842	1,699
Linens, Entered by the Yard - Yards	265,848	467,946	676,472	890,292	587,188	11,201	22,568	31,847	43,612	25,951
" " at Value - Value	—	—	—	—	—	2,098	2,006	862	6,667	7,198
Machinery and Mill Work - - - "	—	—	—	—	—	2,736	473	2,315	1,560	545
Oakum - - - - - Cwts.	2,078	4,696	7,417	6,168	3,747	2,191	5,087	8,945	7,793	4,817
Oil, Seed - - - - - Gallons	15,632	17,630	43,273	35,855	31,268	2,173	2,804	7,864	5,906	4,668
Painters' Colours (not otherwise } described) - - - - - } Value	—	—	—	—	—	5,182	5,817	6,799	7,662	6,120
Salt - - - - - Tons	10,107	13,927	8,643	9,534	10,228	3,989	3,863	2,943	2,418	3,087
Silk Manufactures - - - - - Value	—	—	—	—	—	1,920	381	1,203	4,956	6,215
Tin Plates - - - - - "	—	—	—	—	—	2,892	4,292	4,228	5,377	3,735
Woolens, Entered by the Yard } (including those formerly } entered by the Piece) - Yards	521,380	297,045	476,333	1,400,014	748,052	31,942	23,900	35,360	85,921	53,815
" Entered at Value - Value	—	—	—	—	—	773	1,183	902	4,501	3,227
All Other Articles - - - - - "	—	—	—	—	—	34,291	43,711	62,648	77,969	58,548
TOTAL - - - - -	—	—	—	—	—	334,836	385,566	486,315	707,866	454,521

FOREIGN AND COLONIAL PRODUCE AND MANUFACTURES.

PRINCIPAL AND OTHER ARTICLES.	QUANTITIES.					COMPUTED REAL VALUE.				
	1861.	1862.	1863.	1864.	1865.	1861.	1862.	1863.	1864.	1865.
						£	£	£	£	£
Coffee - - - - - Lbs.	1,075	35,032	49,613	72,774	44,741	30	1,219	1,779	2,401	1,451
Glass, Window - - - - - Cwts.	13	1,185	2,322	3,581	2,445	11	948	1,858	2,865	1,956
Hemp, Dressed and Undressed - - - "	—	535	877	560	4,079	—	905	1,560	938	6,459
Indigo - - - - - "	39	28	81	79	83	1,397	984	2,275	2,330	2,500
Pepper - - - - - Lbs.	2,529	16,211	29,469	48,177	19,141	42	270	461	703	279
Rice, not in the Husk - - - - - Cwts.	294	1,659	2,468	3,525	2,427	190	1,016	1,501	1,998	1,669
Spirits: Brandy - - - - - Proof Gallons	9,828	6,101	7,193	5,527	4,088	4,341	2,644	2,578	1,694	1,090
" Geneva - - - - - "	8,568	2,917	2,198	4,701	5,281	875	304	215	441	463
Tar - - - - - Barrels	—	444	216	546	287	—	757	277	717	269
Tea - - - - - Lbs.	339,540	586,921	415,823	660,611	693,813	24,050	46,465	32,486	50,234	57,817
Wine - - - - - Gallons	8,717	12,595	13,908	18,211	15,959	3,075	3,893	4,191	5,800	4,429
All Other Articles - - - - - Value	—	—	—	—	—	1,275	2,987	4,388	5,520	5,830
TOTAL - - - - -	—	—	—	—	—	35,286	62,392	53,569	75,641	84,212
TOTAL OF BRITISH AND FOREIGN PRODUCE	—	—	—	—	—	370,122	447,958	539,884	783,507	538,733

IMPORTS THEREFROM.

PRINCIPAL AND OTHER ARTICLES.	QUANTITIES.					COMPUTED REAL VALUE.				
	1861.	1862.	1863.	1864.	1865.	1861.	1862.	1863.	1864.	1865.
Corn: Oats - - - - <i>Cwts.</i>	85,530	83,974	24,783	20,964	104,144	£ 33,726	£ 30,394	£ 10,708	£ 6,857	£ 36,862
Fish - - - - - "	1,799	508	2,048	2,191	2,726	1,049	477	1,612	2,267	2,188
Pork, Salted - - - - - "	247	1,036	181	196	45	567	1,517	302	410	113
Wood and Timber; viz.:										
Not Sawn or Split - - - - <i>Loads</i>	3,544	1,611	2,002	3,583	3,856	12,479	5,895	8,310	13,858	12,152
Deals, Battens, &c., Sawn or Split - - - - - "	6,333	9,480	14,771	12,639	11,269	18,009	25,724	41,286	32,925	32,619
Lathwood - - - - - "	340	261	307	469	470	481	387	435	649	650
All Other Articles - - - - <i>Value</i>	—	—	—	—	—	7,160	2,253	862	1,464	856
TOTAL - - - - -	—	—	—	—	—	73,471	66,647	63,515	58,430	85,440

EXPORTS THERETO.

PRODUCE AND MANUFACTURES OF THE UNITED KINGDOM.										
PRINCIPAL AND OTHER ARTICLES.	QUANTITIES.					DECLARED REAL VALUE.				
	1861.	1862.	1863.	1864.	1865.	1861.	1862.	1863.	1864.	1865.
Apparel and Haberdashery - <i>Value</i>	—	—	—	—	—	£ 18,912	£ 13,995	£ 21,109	£ 23,960	£ 27,228
Copper, Wrought and Unwrought <i>Cwts.</i>	211	404	533	503	442	852	1,745	2,200	2,280	1,755
Cordage and Twine - - - - - "	2,680	3,879	5,462	6,160	5,913	4,761	7,400	11,770	13,499	11,119
Cottons, Entered by the Yard - <i>Yards</i>	530,769	345,743	447,974	501,483	308,535	9,573	7,228	11,796	16,142	8,242
Earthenware and Porcelain - <i>Value</i>	—	—	—	—	—	1,707	837	1,214	1,735	1,224
Hardwares and Cutlery, Un- enumerated - - - - - } <i>Cwts.</i>	870	926	1,155	2,208	2,059	3,341	3,387	4,771	6,905	7,668
Iron, Wrought and Unwrought - <i>Tons</i>	902	1,257	1,727	2,124	2,325	9,291	12,500	17,216	26,534	26,824
Leather, Wrought and Unwrought <i>Value</i>	—	—	—	—	—	1,075	707	1,493	1,108	1,352
Linens, Entered by the Yard - <i>Yards</i>	57,114	92,592	114,348	203,922	133,851	2,500	3,748	5,349	10,259	5,992
Painters' Colours (not otherwise described) - - - - - } <i>Value</i>	—	—	—	—	—	850	899	1,543	1,622	1,464
Woollens, Entered by the Yard (including those formerly entered by the Piece) - } <i>Yards</i>	137,522	46,542	83,180	235,817	204,721	8,333	4,739	8,217	14,279	11,683
All Other Articles - - - - <i>Value</i>	—	—	—	—	—	14,334	15,545	21,062	28,907	24,888
TOTAL - - - - -	—	—	—	—	—	75,529	72,730	107,740	147,230	129,439

FOREIGN AND COLONIAL PRODUCE AND MANUFACTURES.

PRINCIPAL AND OTHER ARTICLES.	QUANTITIES.					COMPUTED REAL VALUE.				
	1861.	1862.	1863.	1864.	1865.	1861.	1862.	1863.	1864.	1865.
Spirits: Brandy - - - <i>Proof Gallons</i>	262	375	902	3,193	2,219	£ 116	£ 163	£ 323	£ 978	£ 592
" Rum - - - - - "	496	1,482	5,862	8,127	6,289	50	130	469	736	569
Tea - - - - - <i>Lbs.</i>	193,324	243,185	245,140	305,701	320,953	13,694	19,252	19,152	23,246	26,746
Wine - - - - - <i>Gallons</i>	1,209	741	957	2,844	2,103	426	229	307	943	586
All Other Articles - - - <i>Value</i>	—	—	—	—	—	800	1,204	2,325	1,637	1,767
TOTAL - - - - -	—	—	—	—	—	15,086	20,978	22,576	27,540	30,360
TOTAL OF BRITISH AND FOREIGN PRODUCE	—	—	—	—	—	90,615	93,708	130,316	174,770	159,699

IMPORTS THEREFROM.

PRINCIPAL AND OTHER ARTICLES.	QUANTITIES.					COMPUTED REAL VALUE.				
	1861.	1862.	1863.	1864.	1865.	1861.	1862.	1863.	1864.	1865.
Cotton, Raw - - - - - <i>Cwts.</i>	1,131	—	1,828	9,144	24	£ 5,290	£ —	£ 19,596	£ 114,435	£ 235
Fish - - - - -	11,465	3,630	996	8,293	12,957	7,613	2,928	663	8,134	11,796
Oil, Train or Blubber - - - - - <i>Tuns</i>	63	40	103	121	93	2,277	1,552	4,827	6,524	5,012
Skins and Furs:										
Fox - - - - - <i>No.</i>	2,301	1,776	4,322	3,575	2,402	2,354	862	2,033	1,911	1,064
Marten - - - - -	1,958	1,358	1,209	1,881	363	1,156	837	914	1,022	211
Otter - - - - -	1,129	456	954	860	291	1,336	456	963	850	235
Seal - - - - -	16,554	17,692	15,124	18,663	3,652	3,721	3,538	2,662	3,033	581
Other Sorts - - - - - <i>Value</i>	—	—	—	—	—	4,609	4,383	4,771	3,956	2,725
Sugar, Unrefined - - - - - <i>Cwts.</i>	1,634	5	11	3,048	1	2,011	6	11	3,481	2
Molasses - - - - -	16,721	5,084	5,429	17,086	—	8,609	2,434	2,463	9,822	—
Wood and Timber:										
Not Sawn or Split - - - - - <i>Loads</i>	10,407	3,239	4,626	5,048	4,931	37,148	12,063	19,013	20,294	18,219
Deals, Battens, &c., Sawn or Split - - - - -	38,434	25,859	32,908	29,471	21,851	109,522	70,296	90,057	76,246	63,895
Lathwood - - - - -	1,215	382	333	387	572	1,711	571	467	532	781
All Other Articles - - - - - <i>Value</i>	—	—	—	—	—	9,859	11,499	6,821	8,000	3,342
TOTAL - - - - -						197,216	111,425	155,261	258,240	108,098

EXPORTS THERETO.

PRODUCE AND MANUFACTURES OF THE UNITED KINGDOM.										
PRINCIPAL AND OTHER ARTICLES.	QUANTITIES.					DECLARED REAL VALUE.				
	1861.	1862.	1863.	1864.	1865.	1861.	1862.	1863.	1864.	1865.
Apparel and Haberdashery - - - - - <i>Value</i>	—	—	—	—	—	£ 125,109	£ 135,988	£ 215,768	£ 232,475	£ 252,325
Copper, Wrought and Unwrought - - - - - <i>Cwts.</i>	754	2,510	3,033	3,607	4,123	3,297	15,075	12,383	18,187	16,980
Cordage and Twine - - - - -	8,022	15,468	19,898	16,282	16,483	13,987	30,823	39,955	36,435	34,269
Cotton Yarn - - - - - <i>Lbs.</i>	132,883	84,614	50,379	116,061	154,830	6,806	5,842	4,397	10,846	11,552
Cottons, Entered by the Yard - - - - - <i>Yards</i>	3,895,475	5,471,891	4,161,819	3,996,985	4,834,968	66,537	110,498	112,397	121,734	133,159
" " at Value - - - - - <i>Value</i>	—	—	—	—	—	9,518	10,314	7,775	13,080	16,700
Drugs and Chemical Products - - - - -	—	—	—	—	—	3,870	4,910	6,041	7,368	7,320
Earthenware and Porcelain - - - - -	—	—	—	—	—	8,197	12,516	10,955	11,219	13,607
Fishing Tackle - - - - -	—	—	—	—	—	8,543	4,651	12,487	15,973	19,653
Glass Manufactures - - - - -	—	—	—	—	—	5,052	5,440	5,631	7,764	8,264
Hardwares and Cutlery, Unenumerated - - - - - <i>Cwts.</i>	3,975	4,698	5,518	6,072	6,281	21,461	21,371	28,262	32,226	35,176
Hats of all Sorts - - - - - <i>Doz.</i>	3,668	4,446	6,037	8,897	7,335	5,085	6,022	8,554	10,979	10,882
Iron, Wrought and Unwrought - - - - - <i>Tons</i>	5,112	9,501	14,761	10,930	9,397	43,312	71,094	106,800	99,373	94,500
Leather, Wrought and Unwrought - - - - - <i>Value</i>	—	—	—	—	—	17,349	21,350	26,408	25,897	20,170
Linens, Entered by the Yard - - - - - <i>Yards</i>	299,289	824,597	948,148	1,122,424	982,651	10,799	36,561	45,250	52,949	48,681
Machinery and Mill Work - - - - - <i>Value</i>	—	—	—	—	—	3,332	7,315	5,049	4,934	9,364
Oil, Seed - - - - - <i>Gallons</i>	48,580	33,893	48,257	58,860	68,009	5,725	5,414	8,589	8,899	9,658
Painters' Colours (not otherwise described) - - - - - <i>Value</i>	—	—	—	—	—	6,811	9,606	7,925	8,269	10,614
Paper of all Sorts (including Paper Hangings) - - - - - <i>Cwts.</i>	861	951	2,201	1,932	3,448	3,358	3,819	7,570	7,144	9,885
Salt - - - - - <i>Tons</i>	21,479	14,788	14,848	18,695	23,277	9,773	5,282	5,291	6,540	7,284
Silk Manufactures - - - - - <i>Value</i>	—	—	—	—	—	9,078	12,722	8,861	14,591	8,994
Soap - - - - - <i>Cwts.</i>	1,652	2,730	3,066	3,283	2,279	1,868	2,999	3,653	3,728	2,767
Woollens, Entered by the Yard (including those formerly entered by the Piece) - - - - - <i>Yards</i>	1,217,005	979,462	1,570,504	2,756,662	2,451,254	83,092	84,514	126,942	189,500	173,065
" Entered at Value - - - - - <i>Value</i>	—	—	—	—	—	4,043	7,025	6,654	8,277	9,699
All Other Articles - - - - -	—	—	—	—	—	63,905	91,178	99,063	108,616	99,715
TOTAL - - - - -						539,907	722,329	922,660	1,057,003	1,064,283

FOREIGN AND COLONIAL PRODUCE AND MANUFACTURES.

PRINCIPAL AND OTHER ARTICLES.	QUANTITIES.					COMPUTED REAL VALUE.				
	1861.	1862.	1863.	1864.	1865.	1861.	1862.	1863.	1864.	1865.
Coffee - - - - - <i>Lbs.</i>	47,130	69,557	503	345	805	£ 1,276	£ 2,102	£ 18	£ 12	£ 24
Glass, Window - - - - - <i>Cwts.</i>	280	320	1,959	1,156	1,230	224	256	1,567	925	984
Indigo - - - - -	47	64	102	57	64	1,684	2,250	2,865	1,682	1,928
Pepper - - - - - <i>Lbs.</i>	2,988	64,623	29,188	58,858	29,321	50	1,077	456	858	427
Quinine, Sulphate of - - - - - <i>Ounces</i>	—	672	5,453	802	—	—	227	1,704	237	—
Rice, not in the Husk - - - - - <i>Cwts.</i>	3,848	6,131	3,999	6,334	4,161	2,485	3,755	2,432	3,590	2,860
Spirits: Brandy - - - - - <i>Proof Gallons</i>	7,291	3,580	4,304	10,366	5,589	3,220	1,552	1,542	3,174	1,491
Geneva - - - - -	1,191	3,139	917	5,036	737	121	327	90	472	64
Tea - - - - - <i>Lbs.</i>	736,763	989,894	788,045	1,094,513	1,354,620	52,188	78,366	61,566	83,229	112,886
Wine - - - - - <i>Gallons</i>	16,836	21,019	27,471	28,326	20,686	5,882	6,371	8,857	8,680	5,930
Zinc, Crude and Rolled - - - - - <i>Tons</i>	30	53	43	35	50	690	1,206	996	928	1,329
All Other Articles - - - - - <i>Value</i>	—	—	—	—	—	3,866	7,549	8,530	17,261	19,206
TOTAL - - - - -						71,686	105,038	90,623	121,048	147,129
TOTAL OF BRITISH AND FOREIGN PRODUCE						611,593	827,367	1,013,283	1,178,051	1,211,412

YEARS 1861 to 1865.

NEWFOUNDLAND, AND COAST OF LABRADOR.

IMPORTS THEREFROM.

PRINCIPAL AND OTHER ARTICLES.	QUANTITIES.					COMPUTED REAL VALUE.				
	1861.	1862.	1863.	1864.	1865.	1861.	1862.	1863.	1864.	1865.
Copper Ore - - - Tons	3	310	194	231	207	£ 60	£ 5,426	£ 3,643	£ 4,042	£ 1,520
Fish: Cod - - - Cwts.	126,401	86,848	51,597	81,230	168,303	126,401	62,254	44,104	66,494	144,215
" Herrings - - - "	28,412	9,675	12,038	4,162	9,549	11,366	4,397	4,831	1,645	3,865
" Salmon - - - "	3,918	5,511	3,466	2,891	3,177	10,971	10,219	7,660	6,242	6,237
" Other Sorts - - - "	658	643	1,189	540	1,688	587	513	1,050	445	1,449
Oil, Train or Blubber - - Tuns	7,218	6,377	6,178	3,865	4,699	267,841	287,224	313,082	200,251	223,370
Skins and Furs:										
Beaver - - - No.	407	543	469	914	891	102	223	204	405	450
Fox - - - "	1,211	1,532	1,884	3,639	2,911	1,171	1,154	1,170	2,627	1,937
Marten - - - "	991	3,198	1,006	3,938	4,076	931	2,491	657	1,850	2,668
Otter - - - "	621	1,404	783	2,199	927	1,576	1,363	921	3,594	3,236
Seal - - - "	330,229	257,167	275,310	114,626	239,882	69,031	51,458	48,258	18,626	36,045
Other Sorts - - - Value	—	—	—	—	—	272	722	739	286	791
Sugar, Unrefined - - - Cwts.	3,037	2,661	2,355	2,573	569	3,453	2,884	2,493	3,189	628
" Molasses - - - "	9,840	2,900	485	1,236	—	4,991	1,352	229	679	—
All Other Articles - - - Value	—	—	—	—	—	14,172	22,401	6,623	5,176	6,990
TOTAL - - -	—	—	—	—	—	512,925	454,081	435,664	315,551	433,401

EXPORTS THERETO.

PRINCIPAL AND OTHER ARTICLES.	QUANTITIES.					DECLARED REAL VALUE.				
	1861.	1862.	1863.	1864.	1865.	1861.	1862.	1863.	1864.	1865.
Apparel and Haberdashery - - Value	—	—	—	—	—	£ 87,015	£ 68,665	£ 80,776	£ 90,186	£ 76,432
Beer and Ale - - - Barrels	2,188	788	954	974	947	5,251	2,299	2,787	2,729	2,448
Bread and Biscuit - - - Cwts.	211	1,520	291	296	309	219	1,301	259	307	248
Candles - - - Lbs.	26,649	22,754	20,871	15,904	5,275	914	706	609	462	167
Coals, Cinders, and Culm - - Tons	15,494	13,160	9,278	9,511	10,046	7,451	6,678	5,089	5,402	5,544
Cordage and Twine - - - Cwts.	8,450	8,580	13,448	8,504	9,055	14,767	17,371	29,792	19,350	18,133
Cottons, Entered by the Yard - Yards	1,411,959	1,359,138	1,257,944	976,637	651,504	28,131	32,071	35,587	31,945	21,556
" " at Value - - - Value	—	—	—	—	—	2,088	3,047	7,461	2,151	2,868
Earthenware and Porcelain - - "	—	—	—	—	—	4,787	3,819	4,448	5,052	4,697
Fishing Tackle - - - "	—	—	—	—	—	21,621	18,221	20,553	32,948	21,520
Hardware and Cutlery, Unenumerated - - - Cwts.	3,286	2,408	2,740	3,098	3,347	13,076	10,343	11,945	11,789	11,334
Iron, Wrought and Unwrought - Tons	1,805	1,259	3,461	1,139	1,427	19,056	13,711	32,920	16,790	18,512
Lead and Shot - - - "	113	103	146	104	96	2,570	2,632	3,569	2,502	2,230
Leather, Wrought and Unwrought - Value	—	—	—	—	—	46,442	38,259	48,962	40,107	41,832
Linens, Entered by the Yard - Yards	297,865	315,658	518,582	396,232	381,711	11,934	12,439	24,002	17,724	17,354
Salt - - - Tons	21,973	13,042	11,169	8,182	12,040	10,351	4,690	3,919	3,020	4,291
Silk Manufactures - - - Value	—	—	—	—	—	1,097	577	874	297	720
Soap - - - Cwts.	5,206	4,390	4,596	4,440	4,347	5,601	4,737	4,760	4,664	4,758
Sugar, Refined - - - "	1,013	878	1,353	1,887	2,375	2,926	2,540	2,651	3,784	3,859
Woolens, Entered by the Yard (including those formerly entered by the Piece) - Yards	1,185,807	619,697	938,730	852,050	1,014,725	55,813	42,407	62,215	53,757	78,162
" Entered at Value - - - Value	—	—	—	—	—	3,613	4,158	5,207	3,769	4,052
All Other Articles - - - "	—	—	—	—	—	47,153	40,781	53,717	43,004	42,100
TOTAL - - -	—	—	—	—	—	391,876	331,452	442,102	391,739	382,817

FOREIGN AND COLONIAL PRODUCE AND MANUFACTURES.

PRINCIPAL AND OTHER ARTICLES.	QUANTITIES.					COMPUTED REAL VALUE.				
	1861.	1862.	1863.	1864.	1865.	1861.	1862.	1863.	1864.	1865.
Bread and Biscuit - - - Cwts.	1,677	2,755	735	—	—	£ 1,174	£ 2,204	£ 588	£ —	£ —
Butter - - - "	—	—	619	334	310	—	—	2,847	1,790	1,572
Coffee - - - Lbs.	127,298	90,496	126,007	128,212	120,806	3,517	2,860	4,037	3,962	3,653
Currants - - - Cwts.	276	628	443	741	727	304	628	473	697	620
Pork, Salted - - - "	—	—	89	258	89	—	—	162	548	218
Spirits: Rum - - - Proof Gallons	4,812	2,979	3,572	930	3,223	467	261	294	84	317
" Brandy - - - "	6,529	4,144	7,183	7,235	3,100	2,884	1,796	2,574	2,215	827
" Geneva - - - "	4,095	625	1,093	796	1,157	417	65	107	75	102
Sugar: Molasses - - - Cwts.	8	2,873	564	—	1,859	4	1,461	264	—	1,092
Tar - - - Barrels	264	528	348	252	479	374	899	443	259	449
Tea - - - Lbs.	510,954	457,634	429,868	482,430	444,342	36,193	36,230	33,584	36,686	37,028
Wine - - - Gallons	4,551	1,792	1,443	2,195	5,828	1,564	561	507	733	1,651
All Other Articles - - - Value	—	—	—	—	—	4,632	4,024	4,039	4,482	8,508
TOTAL - - -	—	—	—	—	—	51,530	50,989	49,919	51,531	56,037
TOTAL OF BRITISH AND FOREIGN PRODUCE	—	—	—	—	—	443,406	382,441	492,021	443,270	438,854

SETTLEMENTS OF THE HUDSON'S BAY COMPANY, (Including BRITISH COLUMBIA.)*

YEARS 1861 TO 1865.

IMPORTS THEREFROM.

PRINCIPAL AND OTHER ARTICLES.	QUANTITIES.					COMPUTED REAL VALUE.				
	1861.	1862.	1863.	1864.	1865.	1861.	1862.	1863.	1864.	1865.
Castor - - - - - <i>Lbs.</i>	2,966	3,032	3,691	2,673	4,565	£ 966	£ 877	£ 984	£ 691	£ 957
Feathers for Beds - - - - <i>Cwts.</i>	107	112	121	37	197	874	993	1,016	311	1,655
Isinglass - - - - - "	27	26	24	29	35	869	564	299	961	570
Oil, Train or Blubber - - - <i>Tuns</i>	228	93	102	51	160	8,039	4,105	4,511	2,368	6,673
Quills, Goose - - - - - <i>No.</i>	583,540	548,000	586,000	258,000	1,071,000	593	646	689	284	3,749
Skins and Furs: Bear - - - - "	3,520	7,275	7,581	6,865	7,386	3,168	8,534	9,760	8,581	10,063
" Beaver - - - - - "	71,250	89,642	99,194	77,986	128,564	26,719	38,219	34,718	29,208	72,318
" Fisher - - - - - "	3,770	4,579	3,825	3,295	3,902	5,655	6,448	4,845	5,039	6,812
" Fox - - - - - "	14,667	17,169	21,265	16,543	20,114	10,705	12,023	19,262	15,555	18,216
" Lynx - - - - - "	5,148	3,353	3,323	3,350	13,672	2,059	1,341	1,482	1,703	6,665
" Marten - - - - - "	50,382	68,469	95,208	102,208	120,720	50,382	57,628	75,373	71,120	97,079
" Musquash - - - - - "	264,563	311,695	354,634	256,345	258,995	7,716	9,997	10,713	6,676	10,791
" Otter - - - - - "	9,065	10,905	11,810	9,649	16,081	11,331	7,128	6,607	6,024	12,003
" Seal - - - - - "	908	13,885	17,184	15,015	15,755	106	1,331	1,576	1,376	2,232
" Wolf - - - - - "	3,454	3,913	9,056	6,170	13,310	864	880	2,339	3,290	4,937
" Other Sorts - - - - - <i>Value</i>	—	—	—	—	—	9,512	13,820	17,990	6,113	30,296
All Other Articles - - - - - "	—	—	—	—	—	6,062	10,532	4,670	3,957	4,871
TOTAL - - - - -	—	—	—	—	—	145,620	175,066	196,834	163,257	289,887

EXPORTS THERETO.

PRODUCE AND MANUFACTURES OF THE UNITED KINGDOM.

PRINCIPAL AND OTHER ARTICLES.	QUANTITIES.					DECLARED REAL VALUE.				
	1861.	1862.	1863.	1864.	1865.	1861.	1862.	1863.	1864.	1865.
Apparel and Haberdashery - <i>Value</i>	—	—	—	—	—	£ 23,652	£ 40,382	£ 83,996	£ 55,299	£ 55,461
Arms and Ammunition:										
Fire-arms (small) - - - <i>No.</i>	2,225	1,690	3,299	3,900	2,167	3,805	2,579	4,803	5,481	3,958
Gunpowder - - - - - <i>Lbs.</i>	107,119	148,596	238,830	198,421	184,573	4,493	5,850	8,747	6,984	4,150
Beer and Ale - - - - - <i>Barrels</i>	1,698	3,927	3,559	1,460	1,932	7,172	15,549	16,166	6,410	7,362
Cottons, Entered by the Yard - <i>Yards</i>	6,330,172	516,683	853,731	380,113	710,298	98,965	12,271	26,294	13,915	20,270
" " at Value - <i>Value</i>	—	—	—	—	—	4,217	3,622	4,520	1,055	874
Hardware and Cutlery, Unenumerated - <i>Cwts.</i>	850	2,269	2,611	1,232	1,036	3,922	7,750	9,958	5,857	5,455
Iron, Wrought and Unwrought - <i>Tons</i>	583	895	2,076	881	912	6,652	9,378	22,720	9,703	8,637
Leather, Wrought and Unwrought <i>Value</i>	—	—	—	—	—	3,810	10,782	7,135	3,985	4,730
Linens, Entered by the Yard - <i>Yards</i>	598,835	51,249	249,956	52,562	118,461	21,100	2,099	9,556	2,626	5,251
Soap - - - - - <i>Cwts.</i>	313	2,182	1,285	812	2,020	596	3,068	2,124	1,220	2,762
Sugar, Refined - - - - - <i>Lbs.</i>	1,033	1,826	2,186	1,092	2,489	3,047	5,209	3,383	1,637	3,553
Tobacco, Manufactured - - - <i>Lbs.</i>	7,846	15,283	41,721	27,651	34,943	1,570	3,270	8,094	5,500	7,867
Woollens, Entered by the Yard (including those formerly entered by the Piece) - <i>Yards</i>	497,780	435,821	618,286	503,250	326,862	36,707	45,893	69,286	47,354	36,871
" Entered at Value - <i>Value</i>	—	—	—	—	—	1,939	5,456	18,136	9,425	5,330
All Other Articles - - - - - "	—	—	—	—	—	44,712	68,255	80,517	55,551	56,051
TOTAL - - - - -	—	—	—	—	—	266,359	241,413	375,435	232,002	228,591

FOREIGN AND COLONIAL PRODUCE AND MANUFACTURES.

PRINCIPAL AND OTHER ARTICLES.	QUANTITIES.					COMPUTED REAL VALUE.				
	1861.	1862.	1863.	1864.	1865.	1861.	1862.	1863.	1864.	1865.
Coffee - - - - - <i>Lbs.</i>	7,621	3,590	3,242	15,632	2,274	£ 207	£ 131	£ 118	£ 521	£ 76
Spirits: Rum - - - - - <i>Proof Gallons</i>	38,781	38,389	37,637	41,191	23,543	3,868	3,278	3,097	3,712	2,323
" Brandy - - - - - "	3,999	20,699	19,105	34,116	26,336	1,766	8,969	6,846	10,448	7,023
Tea - - - - - <i>Lbs.</i>	34,585	56,176	119,594	87,050	79,721	2,450	4,448	9,343	6,619	6,643
Tobacco, Unmanufactured - - <i>"</i>	20,275	—	12,474	351	16,207	708	—	545	14	574
" Manufactured, and Cigars - <i>"</i>	8,862	5,746	970	6,124	6,151	765	1,431	323	481	295
Wine - - - - - <i>Gallons</i>	6,800	21,507	34,853	40,032	24,253	2,375	6,623	10,810	12,812	6,854
All Other Articles - - - - - <i>Value</i>	—	—	—	—	—	4,193	5,727	6,710	2,854	4,059
TOTAL - - - - -	—	—	—	—	—	16,332	30,607	37,792	37,461	27,847
TOTAL OF BRITISH AND FOREIGN PRODUCE	—	—	—	—	—	282,691	272,020	413,227	259,463	256,438

* Separate Accounts of the Trade with the "Settlements of the Hudson's Bay Company," and with "British Columbia," are given at pages 337, 338.

YEARS 1861 to 1865.

SETTLEMENTS OF THE HUDSON'S BAY COMPANY,

(Exclusive of BRITISH COLUMBIA.)

IMPORTS THEREFROM.

PRINCIPAL AND OTHER ARTICLES.	QUANTITIES.					COMPUTED REAL VALUE.				
	1861.	1862.	1863.	1864.	1865.	1861.	1862.	1863.	1864.	1865.
Castor - - - - <i>Lbs.</i>	2,966	2,416	3,064	2,191	3,923	£ 966	£ 705	£ 817	£ 566	£ 829
Feathers for Beds - - - <i>Cwts.</i>	107	112	121	37	197	874	993	1,016	311	1,655
Isinglass - - - - "	27	24	23	24	31	869	538	290	795	500
Oil, Train or Blubber - - - <i>Tuns</i>	165	13	65	—	102	5,835	606	2,728	—	4,204
Quills, Goose - - - - <i>No.</i>	583,540	548,000	586,000	258,000	1,071,060	593	646	689	284	3,749
Skins and Furs, viz.:										
Bear - - - - "	3,520	3,288	3,823	3,621	4,818	3,168	3,849	4,922	4,526	6,564
Beaver - - - - "	71,250	72,306	80,590	58,418	107,341	26,719	31,935	23,207	21,907	60,380
Fisher - - - - "	3,770	3,819	2,842	2,526	3,176	5,655	5,378	3,600	3,863	5,545
Fox - - - - "	14,667	16,534	20,361	15,677	19,429	10,705	10,916	17,983	13,532	17,312
Lynx - - - - "	5,148	2,899	2,797	3,026	13,304	2,059	1,159	1,247	1,538	6,486
Marten - - - - "	50,382	53,139	77,962	82,054	102,337	50,382	44,725	61,720	57,096	82,296
Musquash - - - - "	264,563	302,311	345,470	246,130	246,722	7,716	9,762	10,436	6,410	10,280
Otter - - - - "	9,065	8,791	9,854	7,838	14,091	11,331	5,384	4,188	2,743	9,335
Seal - - - - "	908	1,281	1,206	27	871	106	123	111	2	123
Wolf - - - - "	3,454	3,331	8,467	5,785	12,271	864	749	2,187	3,085	4,551
Other Sorts - - - - <i>Value</i>	—	—	—	—	—	9,412	9,231	593	2,368	27,269
All Other Articles - - - - "	—	—	—	—	—	500	348	390	128	1,677
TOTAL - - - -	—	—	—	—	—	137,754	127,047	154,024	119,154	242,755

EXPORTS THERETO.

PRODUCE AND MANUFACTURES OF THE UNITED KINGDOM.

PRINCIPAL AND OTHER ARTICLES.	QUANTITIES.					DECLARED REAL VALUE.				
	1861.	1862.	1863.	1864.	1865.	1861.	1862.	1863.	1864.	1865.
Apparel, and Haberdashery - <i>Value</i>	—	—	—	—	—	£ 6,606	£ 9,384	£ 20,796	£ 12,861	£ 11,136
Arms and Ammunition:										
Fire-arms (small) - - - <i>No.</i>	867	891	1,718	2,334	1,917	1,214	1,271	2,652	3,713	2,954
Gunpowder - - - - <i>Lbs.</i>	53,237	51,100	61,002	68,393	161,623	2,523	2,121	2,663	2,839	3,390
Beef and Pork - - - - <i>Cwts.</i>	639	413	192	348	827	2,219	705	363	872	2,084
Corn: Grain, Meal, and Flour - <i>Value</i>	—	—	—	—	—	2,795	2,209	1,893	1,827	3,642
Cottons, Entered by the Yard - <i>Yards</i>	73,156	136,683	184,862	190,646	113,936	2,050	3,796	6,722	6,952	3,356
Sugar, Refined - - - - <i>Cwts.</i>	824	939	1,415	682	1,424	2,436	2,815	1,854	1,024	2,012
Woolens, Entered by the Yard (including those formerly entered by the Piece) - <i>Yards</i>	89,409	85,824	130,892	197,258	111,490	5,708	7,609	15,961	19,456	16,584
Entered at Value - <i>Value</i>	—	—	—	—	—	201	995	1,243	2,227	1,678
All Other Articles - - - - "	—	—	—	—	—	8,963	11,281	18,777	17,331	20,309
TOTAL - - - -	—	—	—	—	—	34,715	42,186	72,924	69,102	67,145

FOREIGN AND COLONIAL PRODUCE AND MANUFACTURES.

PRINCIPAL AND OTHER ARTICLES.	QUANTITIES.					COMPUTED REAL VALUE.				
	1861.	1862.	1863.	1864.	1865.	1861.	1862.	1863.	1864.	1865.
Coffee - - - - <i>Lbs.</i>	2,028	3,590	2,739	1,776	2,274	£ 55	£ 131	£ 100	£ 59	£ 76
Skins and Furs:										
Deer, Dressed and Undressed <i>No.</i>	3,441	3,045	—	—	1,000	918	726	—	—	125
Spirits:										
Rum - - - - <i>Proof Gallons</i>	12,346	1,589	3,054	8,221	5,888	1,235	139	251	745	589
Brandy - - - - "	508	497	622	819	641	224	215	223	251	171
Tea - - - - <i>Lbs.</i>	23,161	41,994	96,144	51,276	46,212	1,641	3,325	7,511	3,899	3,851
Tobacco, Manufactured, and Cigars - "	8,018	2,976	272	771	3,421	358	259	21	132	178
Wine - - - - <i>Gallons</i>	1,160	1,122	1,318	1,444	1,916	394	312	377	407	496
All Other Articles - - - - <i>Value</i>	—	—	—	—	—	154	172	156	182	574
TOTAL - - - -	—	—	—	—	—	4,979	5,279	8,639	5,675	6,060
TOTAL OF BRITISH AND FOREIGN PRODUCE	—	—	—	—	—	39,694	47,465	81,563	74,777	73,205

BRITISH COLUMBIA.

YEARS 1861 TO 1865.

IMPORTS THEREFROM.

PRINCIPAL AND OTHER ARTICLES.	QUANTITIES.					COMPUTED REAL VALUE.				
	1861.	1862.	1863.	1864.	1865.	1861.	1862.	1863.	1864.	1865.
Oil, Train or Blubber - - - <i>Tuns</i>	63	80	37	51	58	£ 2,204	£ 3,499	£ 1,783	£ 2,368	£ 2,469
Skins and Furs, viz.:										
Bear, - - - - - <i>No.</i>	—	3,987	3,758	3,244	2,568	—	4,685	4,838	4,055	3,499
Beaver - - - - - "	—	17,336	18,604	19,468	21,223	—	6,284	6,511	7,301	11,938
Fisher - - - - - "	—	760	983	769	726	—	1,070	1,245	1,176	1,267
Fox - - - - - "	—	635	904	866	685	—	1,107	1,379	2,023	904
Lynx - - - - - "	—	454	526	324	368	—	182	235	165	179
Marten - - - - - "	—	15,330	17,246	20,154	18,383	—	12,903	13,653	14,024	14,783
Musquash - - - - - "	—	9,384	9,164	10,215	12,273	—	235	277	266	511
Otter - - - - - "	—	2,114	1,956	1,811	1,990	—	1,744	2,419	3,281	2,668
Seal - - - - - "	—	12,604	15,978	14,988	14,884	—	1,208	1,465	1,374	2,109
Wolf - - - - - "	—	582	589	385	1,039	—	131	152	205	386
Other Sorts - - - - - <i>Value</i>	—	—	—	—	—	100	4,589	4,397	3,745	3,027
Wood and Timber:										
Not Sawed or Split - - - <i>Loads</i>	516	1,318	506	709	11	2,700	6,663	1,961	2,316	38
Deals, Battens, Boards, Sawed or Split - - - - - }	90	450	210	302	—	248	1,216	476	751	—
Wool, Sheep and Lambs' - - <i>Lbs.</i>	19,721	30,427	3,877	5,730	8,982	1,325	1,616	258	406	524
All Other Articles - - - - - <i>Value</i>	—	—	—	—	—	1,289	887	1,761	647	2,830
TOTAL - - - - -	—	—	—	—	—	7,866	48,019	42,810	44,103	47,132

EXPORTS THERETO.

PRODUCE AND MANUFACTURES OF THE UNITED KINGDOM.										
PRINCIPAL AND OTHER ARTICLES.	QUANTITIES.					DECLARED REAL VALUE.				
	1861.	1862.	1863.	1864.	1865.	1861.	1862.	1863.	1864.	1865.
Apparel and Haberdashery - - - - - <i>Value</i>	—	—	—	—	—	£ 17,046	£ 30,998	£ 63,200	£ 42,438	£ 44,325
Beer and Ale - - - - - <i>Barrels</i>	1,625	3,827	3,456	1,375	1,805	7,035	15,315	15,915	6,302	7,060
Cottons, Entered by the Yard - - - <i>Yards</i>	6,257,016	380,600	668,869	189,467	596,362	96,915	8,475	19,572	6,963	16,914
Furniture, Cabinet and Upholstery Wares - - <i>Value</i>	—	—	—	—	—	1,225	2,938	1,867	3,264	916
Glass Manufactures - - - - - "	—	—	—	—	—	2,640	5,078	7,716	2,322	3,196
Hardwares and Cutlery, Unenumerated - - - <i>Cuts.</i>	781	2,240	2,268	785	699	3,319	7,506	7,689	3,710	3,478
Iron, Wrought and Unwrought - - - - - <i>Tons</i>	524	856	2,031	835	857	5,350	7,992	21,981	8,903	7,526
Leather, Wrought and Unwrought - - - - - <i>Value</i>	—	—	—	—	—	3,620	10,769	7,036	3,792	4,179
Linens, Entered by the Yard - - - - - <i>Yards</i>	598,549	51,090	239,572	49,300	101,353	31,082	2,091	9,026	2,489	4,549
Machinery and Mill Work - - - - - <i>Value</i>	—	—	—	—	—	674	6,337	3,818	6,009	6,889
Spirits, British - - - - - <i>Gallons</i>	4,367	30,944	32,375	17,386	13,478	736	5,162	4,199	2,252	1,722
Tin Plates - - - - - <i>Value</i>	—	—	—	—	—	1,557	1,451	4,490	1,155	31
Tobacco, manufactured in the United Kingdom - <i>Lbs.</i>	6,733	70	11,486	—	10,489	1,350	10	2,353	—	2,135
Woollens, Entered by the Yard (including those formerly entered by the Piece) - - - <i>Yards</i>	408,371	349,997	487,394	305,992	215,372	30,999	38,284	53,325	27,898	20,287
All Other Articles - - - - - <i>Value</i>	—	—	—	—	—	28,096	56,821	80,324	45,403	38,239
TOTAL - - - - -	—	—	—	—	—	231,644	199,227	302,511	162,900	161,446

FOREIGN AND COLONIAL PRODUCE AND MANUFACTURES.

PRINCIPAL AND OTHER ARTICLES.	QUANTITIES.					COMPUTED REAL VALUE.				
	1861.	1862.	1863.	1864.	1865.	1861.	1862.	1863.	1864.	1865.
Coffee - - - - - <i>Lbs.</i>	5,593	—	503	13,856	—	£ 152	£ —	£ 18	£ 462	£ —
Currants - - - - - <i>Cwts.</i>	72	577	468	316	48	79	577	499	297	41
Spirits: Rum - - - - - <i>Proof Gallons</i>	26,435	36,800	34,583	32,970	17,655	2,633	3,139	2,846	2,967	1,734
" Brandy - - - - - "	3,491	20,202	18,483	33,297	25,695	1,542	8,754	6,623	10,197	6,852
Sugar, Refined and Unrefined - - - - - <i>Cwts.</i>	39	836	153	2	22	68	1,274	258	3	33
Tea - - - - - <i>Lbs.</i>	11,424	14,182	23,450	35,774	33,509	809	1,123	1,832	2,720	2,792
Tobacco, Unmanufactured - - - - - "	20,275	—	12,474	351	15,944	708	—	545	14	564
" Manufactured, and Cigars - - - - - "	844	2,770	698	5,353	2,730	407	1,172	302	349	117
Wine - - - - - <i>Gallons</i>	5,640	20,385	33,535	38,588	22,337	1,981	6,311	10,433	12,405	6,358
All Other Articles - - - - - <i>Value</i>	—	—	—	—	—	2,974	2,978	5,797	2,372	3,296
TOTAL - - - - -	—	—	—	—	—	11,353	25,328	29,153	31,786	21,787
TOTAL OF BRITISH AND FOREIGN PRODUCE - - -	—	—	—	—	—	242,997	224,555	331,664	194,686	183,233

IMPORTS THEREFROM.

PRINCIPAL AND OTHER ARTICLES.	QUANTITIES.					COMPUTED REAL VALUE.				
	1861.	1862.	1863.	1864.	1865.	1861.	1862.	1863.	1864.	1865.
Caoutchouc - - - - -	Cwts. 32	134	242	11	314	£ 220	£ 1,062	£ 1,968	£ 82	£ 2,101
Cochineal - - - - -	" 188	648	606	976	131	3,004	9,245	9,542	19,480	2,532
Coffee - - - - -	Lbs. —	14,279	6,311	13,955	105,430	—	470	208	463	3,259
Cotton, Raw - - - - -	Cwts. —	9	3,899	6,219	5,137	—	47	40,485	79,400	45,103
Fustic - - - - -	Tons 80	162	144	309	320	524	1,177	1,066	2,305	2,070
Indigo - - - - -	Cwts. 40	168	263	336	161	1,079	6,230	7,979	9,568	4,279
Logwood - - - - -	Tons 5,109	4,720	6,919	8,675	4,206	27,741	29,576	36,021	41,370	17,432
Mahogany - - - - -	" 24,586	25,560	21,921	20,927	14,775	250,845	230,308	175,084	198,934	141,577
Nuts, Cocoa - - - - -	No. 627,983	896,121	468,024	364,571	245,859	4,491	6,619	3,258	3,483	2,441
Rosewood - - - - -	Tons 37	127	75	92	177	665	2,226	950	1,078	1,760
Sarsaparilla - - - - -	Lbs. 48,655	30,641	24,001	43,674	156,535	3,183	1,532	1,350	2,548	9,133
Silver Ore - - - - -	Tons 23	25	7	5	2	1,060	1,060	500	900	200
Sugar, Unrefined - - - - -	Cwts. 137	651	1,528	2,039	1,996	160	734	1,583	2,773	2,279
Tobacco, Unmanufactured - - - - -	Lbs. 2,823	18,565	114,025	44,396	—	86	870	4,991	1,459	1,005
Wood, Cedar Wood - - - - -	Tons 83	66	45	230	449	1,035	748	452	2,673	5,231
All Other Articles - - - - -	Value —	—	—	—	—	2,110	7,842	12,436	5,707	4,384
TOTAL - - - - -	—	—	—	—	—	296,117	299,746	297,873	372,223	244,786

EXPORTS THERETO.

PRODUCE AND MANUFACTURES OF THE UNITED KINGDOM.										
PRINCIPAL AND OTHER ARTICLES.	QUANTITIES.					DECLARED REAL VALUE.				
	1861.	1862.	1863.	1864.	1865.	1861.	1862.	1863.	1864.	1865.
Apparel and Haberdashery - - - - -	Value —	—	—	—	—	£ 10,243	£ 6,360	£ 8,475	£ 12,629	£ 12,042
Arms and Ammunition:										
Fire-arms (small) - - - - -	No. 12,727	604	723	298	1,090	44,050	588	702	416	1,385
Gunpowder - - - - -	Lbs. 150,125	160,325	80,227	80,512	119,625	4,917	5,070	2,665	2,633	3,331
Beer and Ale - - - - -	Barrels 524	429	205	422	557	2,037	1,754	950	2,053	2,701
Copper, Wrought and Unwrought - - - - -	Cwts. 197	211	82	133	438	1,223	1,121	429	724	2,240
Cordage and Twine - - - - -	" 505	331	572	254	892	957	933	1,481	860	2,097
Cottons, Entered by the Yard - - - - -	Yards 6,975,183	3,330,614	4,832,659	6,078,557	3,753,335	89,235	53,714	103,909	127,356	69,873
" " at Value - - - - -	Value —	—	—	—	—	4,115	2,226	2,448	3,633	2,324
Earthenware and Porcelain - - - - -	" —	—	—	—	—	2,148	2,442	2,326	3,282	3,058
Hardwares and Cutlery, Un- enumerated - - - - -	Cwts. 1,409	801	1,084	1,712	1,930	5,228	4,146	4,072	5,737	7,039
Iron, Wrought and Unwrought - - - - -	Tons 131	128	132	121	362	1,559	1,655	1,629	2,051	5,605
Leather, Wrought and Un- wrought - - - - -	Value —	—	—	—	—	1,960	1,541	1,622	1,630	2,976
Linens, Entered by the Yard - - - - -	Yards 116,626	122,830	322,770	411,370	342,622	3,706	3,652	9,086	13,311	11,426
Silk Manufactures - - - - -	Value —	—	—	—	—	3,285	1,363	361	1,126	1,633
Soap - - - - -	Cwts. 4,820	3,172	3,052	3,053	3,653	4,929	3,221	3,574	3,497	4,340
Woollens, Entered by the Yard (including those formerly Entered by the Piece) - - - - -	Yards 67,453	25,559	36,269	87,237	55,206	3,909	1,870	2,366	6,618	3,108
" Entered at Value - - - - -	Value —	—	—	—	—	118	523	264	453	101
All Other Articles - - - - -	" —	—	—	—	—	17,709	16,094	15,008	16,616	24,754
TOTAL - - - - -	—	—	—	—	—	201,328	108,273	161,367	204,625	160,033

FOREIGN AND COLONIAL PRODUCE AND MANUFACTURES.

PRINCIPAL AND OTHER ARTICLES.	QUANTITIES.					COMPUTED REAL VALUE.				
	1861.	1862.	1863.	1864.	1865.	1861.	1862.	1863.	1864.	1865.
Arms and Ammunition - - - - -	Value —	—	—	—	—	£ 20	£ —	£ 320	£ 30	£ 161
Candles, Stearine - - - - -	Cwts. 27	30	27	82	1,563	129	145	120	325	5,568
Cinnamon - - - - -	Lbs. 1,727	4,065	1,999	1,378	699	126	305	160	132	77
Hides, Tanned, &c. - - - - -	" —	9,840	—	—	151	—	3,157	—	—	43
Quicksilver - - - - -	" 4,027	3,843	1,456	—	—	365	348	132	—	—
Rice - - - - -	" —	141	88	—	1,479	—	86	54	—	1,017
Silk Manufactures:										
Bandannas, Corahs, Choppas, Tussore Cloths, Romals, and Taffaties - - - - -	Pieces 210	34	150	—	12	180	36	132	—	15
Broad Stuffs and Ribbons - - - - -	Lbs. —	200	—	—	—	—	600	—	—	—
Of Other Sorts - - - - -	Value —	—	—	—	—	2,062	40	—	80	1,648
Spirits: Brandy - - - - -	Proof Gallons 2,328	3,510	3,967	3,367	2,629	1,028	1,521	1,422	1,031	701
Tea - - - - -	Lbs. 127	2,940	5,236	6,171	3,291	9	232	409	468	274
Wax, Bees' - - - - -	Cwts. —	—	800	—	—	—	—	6,543	—	—
Wine - - - - -	Gallons 2,509	3,546	3,021	3,514	2,484	897	1,147	1,036	1,251	730
Wood, Hewn and Sawn - - - - -	Loads —	289	—	—	—	—	894	—	—	—
All Other Articles - - - - -	Value —	—	—	—	—	994	1,720	3,756	2,188	1,979
TOTAL - - - - -	—	—	—	—	—	5,810	10,231	14,084	5,505	12,207
TOTAL OF BRITISH AND FOREIGN PRODUCE	—	—	—	—	—	207,138	118,504	175,451	210,130	172,240

IMPORTS THEREFROM.

PRINCIPAL AND OTHER ARTICLES.	QUANTITIES.					COMPUTED REAL VALUE.				
	1861.	1862.	1863.	1864.	1865.	1861.	1862.	1863.	1864.	1865.
Arrowroot - - - - Cwts.	715	171	71	332	197	£ 5,341	£ 1,584	£ 814	£ 3,495	£ 1,837
Coffee - - - - - Lbs.	41	—	61	161	288,677	1	—	2	5	9,438
Cotton, Raw - - - - Cwts.	90	5,024	63,807	148,233	29,271	460	53,338	789,416	1,916,982	233,678
Oil, Turpentine - - - - "	—	—	750	165	22	—	—	2,764	563	74
Petroleum - - - - - Tuns	—	—	—	692	—	—	—	—	15,987	—
Sugar, Unrefined - - - - Cwts.	2,922	—	360	3	1,086	3,170	—	429	4	1,159
Tobacco, Manufactured - - - - Lbs.	96	46,526	310,467	921,871	59,179	4	3,922	22,933	58,559	2,888
Wood and Timber :										
Not Sawn or Split - - - - Loads	560	573	—	2	—	2,169	2,138	—	8	—
Staves - - - - - "	2	—	—	—	—	12	—	—	—	—
All Other Articles - - - - Value	—	—	—	—	—	1,213	17,660	3,926	3,124	10,880
TOTAL - - - - -	—	—	—	—	—	14,141	78,642	820,314	1,998,727	259,954

EXPORTS THERETO.

PRODUCE AND MANUFACTURES OF THE UNITED KINGDOM.										
PRINCIPAL AND OTHER ARTICLES.	QUANTITIES.					DECLARED REAL VALUE.				
	1861.	1862.	1863.	1864.	1865.	1861.	1862.	1863.	1864.	1865.
Apparel and Haberdashery - Value	—	—	—	—	—	£ 7,568	£ 7,827	£ 58,235	£ 35,404	£ 8,037
Arms and Ammunition :										
Fire-arms (small) - - - - No.	—	26,912	45,370	25,652	—	—	74,796	119,110	30,628	—
Gunpowder - - - - - Lbs.	777	453,966	41,386	21,541	18,221	25	12,966	1,250	890	776
Of Other Kinds - - - - - Value	—	—	—	—	—	30	26,113	21,894	11,405	535
Beer and Ale - - - - - Barrels	725	878	1,900	2,387	1,451	2,638	3,010	6,963	9,152	4,924
Coals, Cinders, and Culm - Tons	10,816	22,619	26,545	61,799	11,851	5,299	11,258	14,894	43,635	7,555
Cottons, Entered by the Yard - Yards	173,227	445,912	425,384	247,276	75,286	3,104	9,736	13,258	7,276	1,993
" " at Value - Value	—	—	—	—	—	262	2,138	3,351	4,887	182
Drugs and Chemical Products - "	—	—	—	—	—	69	3,031	10,842	20,200	411
Instruments, Surgical - - - - "	—	—	—	—	—	—	888	2,570	2,023	—
Iron, Wrought and Unwrought - Tons	14	100	390	842	174	330	1,049	6,803	18,115	2,850
Lead and Shot - - - - - "	1	14	621	90	132	14	299	12,773	1,936	3,113
Leather, Wrought and Unwrought Value	—	—	—	—	—	2,664	19,581	60,221	77,761	2,862
Linens, Entered by the Yard - Yards	18,506	43,623	407,118	359,397	18,043	597	1,842	12,350	10,875	1,010
Machinery and Millwork - Value	—	—	—	—	—	1,630	427	9,335	68,893	5,106
Paper, of all Sorts (including Paper Hangings) - Cwts.	29	366	7,577	3,479	99	197	3,261	34,152	14,069	405
Saddlery and Harness - - - - Value	—	—	—	—	—	76	761	16,832	3,343	143
Saltpetre - - - - - Cwts.	—	—	12,652	3,259	2,160	—	—	23,957	6,159	3,283
Woollens, Entered by the Yard (including those formerly entered by the Piece) - Yards	27,202	147,314	734,108	1,064,633	68,457	1,772	13,532	111,445	145,134	5,881
Entered at Value - Value	—	—	—	—	—	47	1,339	1,613	3,204	175
All Other Articles - - - - - "	—	—	—	—	—	8,352	25,005	65,595	142,066	13,416
TOTAL - - - - -	—	—	—	—	—	34,674	218,859	607,443	657,045	62,657

FOREIGN AND COLONIAL PRODUCE AND MANUFACTURES.

PRINCIPAL AND OTHER ARTICLES.	QUANTITIES.					COMPUTED REAL VALUE.				
	1861.	1862.	1863.	1864.	1865.	1861.	1862.	1863.	1864.	1865.
Bacon - - - - - Cwts.	—	—	13,319	10,795	—	—	—	£ 19,091	£ 23,029	—
Beef, Salted - - - - - "	—	—	—	10,816	270	—	—	—	16,044	453
Cochineal - - - - - "	—	30	—	—	—	—	433	—	—	—
Coffee - - - - - Lbs.	665	384,305	42,864	204,952	1,232	21	11,632	1,562	6,557	36
Pork, Salted - - - - - Cwts.	—	—	1,890	15,124	—	—	—	3,441	32,139	—
Rice, not in the Husk - - - - "	1,280	150	1,348	1,680	375	827	92	820	952	258
Saltpetre - - - - - "	—	2,854	2,743	2,137	—	—	4,947	5,029	3,446	—
Spirits : Brandy - - - - - Proof Gallons	3,758	4,605	13,194	20,158	9,726	1,660	1,995	4,728	6,174	2,593
Tea - - - - - Lbs.	3,137	63,449	145,791	62,525	14,353	222	5,023	11,390	4,754	1,196
Vegetables, Unenumerated - Value	—	—	—	—	—	—	—	—	6,250	—
Wine - - - - - Gallons	4,520	7,471	10,164	21,489	5,739	1,599	2,256	3,657	7,247	1,671
All Other Articles - - - - - Value	—	—	—	—	—	226	2,818	2,683	18,072	1,690
TOTAL - - - - -	—	—	—	—	—	4,555	29,196	52,401	124,664	7,897
TOTAL OF BRITISH AND FOREIGN PRODUCE	—	—	—	—	—	39,229	248,055	659,844	781,709	70,554

IMPORTS THEREFROM.

PRINCIPAL AND OTHER ARTICLES.	QUANTITIES.					COMPUTED REAL VALUE.				
	1861.	1862.	1863.	1864.	1865.	1861.	1862.	1863.	1864.	1865.
Aloes - - - - Lbs.	31,994	25,004	29,669	32,096	75,965	£ 3,564	£ 2,430	£ 2,650	£ 3,152	£ 6,654
Arrowroot - - - Cwts.	13,509	9,181	12,142	13,958	19,998	21,738	15,870	32,458	33,603	37,510
Asphaltum or Bitumen Judaicum - Tons	100	471	—	423	3,572	1,000	4,710	—	5,552	53,288
Cocoa - - - - Lbs.	4,770,805	4,623,391	5,813,715	3,932,256	4,677,375	131,187	132,104	155,405	113,676	145,377
Coffee - - - - "	4,431,369	3,545,405	5,486,262	2,469,488	4,022,954	140,832	122,110	192,121	79,538	130,589
Cotton, Raw - - - Cwts.	1,772	47,002	222,469	236,400	144,513	8,515	418,601	2,413,140	3,076,929	1,283,504
Fruit: Tamarinds - - - Lbs.	246,589	300,679	466,446	508,872	263,244	2,159	3,690	5,034	3,729	1,927
„ Raw, Unenumerated - Value	—	—	—	—	—	8,432	11,429	8,959	15,429	9,999
Fustic - - - - Tons	1,323	1,004	1,219	3,431	4,186	7,690	6,404	8,104	22,559	23,013
Ginger - - - - Cwts.	5,296	7,484	7,234	6,491	8,973	17,094	23,445	24,767	24,434	30,886
Guano - - - - Tons	3,343	8,287	9,422	3,298	5,075	13,847	33,148	45,311	13,192	20,300
Logwood - - - - "	8,128	18,518	16,573	20,954	12,044	41,450	95,067	75,970	85,978	44,495
Mahogany - - - - "	239	724	318	182	233	2,388	6,415	2,832	1,763	2,242
Nuts, Cocoa - - - No.	1,156,635	1,262,936	1,123,068	1,062,319	1,379,006	7,116	8,805	7,522	10,482	11,777
Pimento - - - - Cwts.	30,018	30,022	29,268	42,340	25,496	40,705	39,808	36,376	49,627	29,636
Spirits: Rum - - - Gallons	3,138,884	3,279,721	2,765,731	1,843,451	2,500,329	355,532	318,678	251,999	197,352	302,982
Sponge - - - - Lbs.	290,850	174,106	61,696	98,750	160,923	18,480	20,734	5,246	5,485	11,329
Sugar, Unrefined - - - Cwts.	2,639,273	2,860,753	2,634,498	2,234,931	2,426,857	3,055,312	3,164,837	2,774,944	3,078,747	2,610,986
„ Molasses - - - - "	249,280	221,909	198,630	167,795	206,899	138,763	109,967	102,491	112,070	125,370
Tobacco, Manufactured, and Cigars Lbs.	668	60,737	810,964	2,198,141	55,635	27	5,884	60,868	148,204	2,618
Tortoiseshell or Turtleshell, Un- manufactured - - - - }	4,670	6,195	4,373	4,950	8,590	2,963	3,842	2,593	2,855	5,460
Wax, Bees' - - - - Cwts.	716	860	816	964	962	5,249	7,524	7,109	9,029	8,598
All Other Articles - - - Value	—	—	—	—	—	60,894	89,340	56,525	69,851	203,530
TOTAL - - - - -	—	—	—	—	—	4,084,937	4,644,842	6,272,424	7,163,236	5,162,070

BRITISH WEST INDIA ISLANDS,
(COLLECTIVELY)—(Cont^d).

YEARS 1861 TO 1865.

EXPORTS THERETO.

PRODUCE AND MANUFACTURES OF THE UNITED KINGDOM.

PRINCIPAL AND OTHER ARTICLES.	QUANTITIES.					DECLARED REAL VALUE.				
	1861.	1862.	1863.	1864.	1865.	1861.	1862.	1863.	1864.	1865.
Arms and Ammunition:						£	£	£	£	£
Fire-arms (small) - - - No.	15,977	63,203	7,169	10,182	12,203	47,739	191,088	24,275	15,311	20,027
Gunpowder - - - - - Lbs.	237,017	1,387,005	153,908	156,128	214,950	8,999	45,861	5,943	5,384	6,917
Of Other Kinds - - - - - Value	—	—	—	—	—	5,841	22,943	34,265	11,488	2,759
Apparel and Haberdashery - - - - -	—	—	—	—	—	174,110	210,921	247,287	260,010	234,693
Beer and Ale - - - - - Barrels	14,420	11,892	14,652	16,621	17,171	51,138	42,080	52,289	62,843	62,297
Butter - - - - - Cwts.	4,724	4,035	4,374	4,788	4,596	21,904	18,305	19,330	22,225	24,243
Candles - - - - - Lbs.	543,444	461,010	358,221	509,235	424,527	23,915	19,536	14,213	17,648	12,974
Coals, Cinders, and Culm - - - - - Tons	70,375	68,769	75,762	117,057	65,478	39,308	38,553	40,785	74,132	39,205
Copper, Wrought and Unwrought - - - - - Cwts.	2,701	2,470	1,392	3,742	2,029	17,328	14,739	8,032	21,196	11,359
Cordage and Cables - - - - -	4,145	7,596	9,509	10,756	6,208	8,839	20,275	20,628	23,097	16,463
Corn: Grain, Meal, and Flour - - - - - Value	—	—	—	—	—	38,905	33,913	36,358	30,234	30,340
Cottons, Entered by the Yard - - - - - Yards	32,370,707	21,842,742	25,236,926	23,651,604	23,297,497	458,060	376,922	573,846	542,956	474,298
" " at Value - - - - - Value	—	—	—	—	—	22,721	43,255	52,375	33,227	23,266
Drugs and Chemical Products - - - - -	—	—	—	—	—	20,014	77,182	61,288	38,902	25,320
Earthenware and Porcelain - - - - -	—	—	—	—	—	24,511	18,292	18,153	20,247	18,506
Glass Manufactures - - - - -	—	—	—	—	—	16,533	14,907	17,373	17,591	15,549
Hardwares and Cutlery, Unenu- merated - - - - - Cwts.	13,057	14,893	17,439	19,437	14,624	49,500	61,777	70,618	80,967	53,810
Hats, of all Sorts - - - - - Dozen	11,371	11,407	11,157	11,627	10,621	18,490	19,270	19,133	21,304	20,109
Iron, Wrought and Unwrought - - - - - Tons	4,734	6,425	4,796	5,991	3,738	73,390	98,019	74,103	110,028	68,686
Leather, Wrought and Unwrought - - - - - Value	—	—	—	—	—	67,562	151,544	164,599	170,422	74,238
" Saddlery and Harness - - - - -	—	—	—	—	—	17,973	28,080	18,728	17,173	13,411
Linen, Entered by the Yard - - - - - Yards	4,030,277	3,733,445	4,961,067	5,433,539	6,264,126	93,030	90,533	142,970	162,225	157,155
Machinery: Steam Engines - - - - - Value	—	—	—	—	—	15,198	14,619	21,020	34,548	18,859
" All Other Sorts - - - - -	—	—	—	—	—	31,375	32,557	36,862	49,367	35,021
Painters' Colours (not otherwise described) - - - - -	—	—	—	—	—	8,449	7,780	9,200	11,753	7,055
Paper, of all Sorts (including Paper Hangings) - - - - - Cwts.	1,152	5,421	7,405	5,747	2,591	7,580	25,148	33,478	21,357	8,362
Silk Manufactures - - - - - Value	—	—	—	—	—	17,047	16,103	22,910	10,912	5,141
Soap - - - - - Cwts.	59,228	48,336	52,047	35,419	35,494	70,967	56,975	68,958	47,632	45,601
Stationery, other than Paper - - - - - Value	—	—	—	—	—	9,499	10,718	15,458	14,758	8,700
Sugar, Refined - - - - - Cwts.	5,245	7,680	9,076	12,372	8,405	15,183	21,618	17,905	19,168	12,833
Wood: Casks, Staves, and Hoops - - - - - Value	—	—	—	—	—	61,235	62,342	60,625	45,694	54,052
Woollens, Entered by the Yard (including those formerly entered by the Piece) - - - - - Yards	1,094,088	1,798,709	3,380,601	2,687,219	1,109,942	76,518	156,200	307,206	297,331	106,493
" Entered at Value - - - - - Value	—	—	—	—	—	1,816	9,673	13,174	9,074	3,603
All Other Articles - - - - -	—	—	—	—	—	201,373	253,189	300,460	329,335	235,265
TOTAL - - - - -	—	—	—	—	—	1,816,050	2,304,917	2,623,847	2,649,539	1,946,610

FOREIGN AND COLONIAL PRODUCE AND MANUFACTURES.

PRINCIPAL AND OTHER ARTICLES.	QUANTITIES.					COMPUTED REAL VALUE.				
	1861.	1862.	1863.	1864.	1865.	1861.	1862.	1863.	1864.	1865.
Arms: Cannon, Mounted - - - - - Value	—	—	—	—	—	£	£	£	£	£
Bacon - - - - - Cwts.	—	—	14,306	50	—	18	31	49,720	348	—
Butter - - - - -	459	1,138	1,391	3,630	4,170	2,266	5,406	6,398	19,451	21,145
Candles, Stearine - - - - -	580	666	318	1,017	332	2,784	3,231	1,413	4,034	1,183
Coffee - - - - - Lbs.	134,738	217,891	125,450	257,868	16,528	3,720	6,914	4,223	7,837	500
Cotton Piece Goods - - - - - Pieces	14,766	17,863	20,720	13,124	4,511	6,718	7,629	9,089	6,125	2,148
" Manufactures, Entered at Value - - - - - Value	—	—	—	—	—	4,142	1,516	578	1,600	321
Guano - - - - - Tons	1,948	1,282	706	2,832	883	22,077	14,808	8,042	31,411	9,953
Indigo - - - - - Cwts.	52	74	106	19	18	1,863	2,600	2,977	559	542
Leather, Boots and Shoes - - - - - Pairs	9,612	2,304	135,274	4,120	9,994	3,760	924	54,329	1,504	3,281
Nitro, Cubic - - - - - Cwts.	4,546	3,893	6,088	2,349	3,772	2,955	2,627	4,337	1,891	2,452
Oil, Castor - - - - -	64	1,316	1,171	103	231	164	3,981	2,797	251	605
" Cocoa-nut - - - - -	1,139	1,210	1,203	1,905	1,148	2,676	3,161	2,831	3,636	2,483
Opium - - - - - Lbs.	3,089	6,102	4,908	4,753	4,508	2,485	5,187	4,479	3,921	3,230
Pepper - - - - - Cwts.	64,926	164,524	261,269	358,280	75,251	1,079	2,741	4,079	5,224	1,097
Pork - - - - -	2	35	1,800	2,033	—	5	63	3,278	4,320	—
Quinine, Sulphate of - - - - - Ounces	—	5,592	2,710	25,097	—	—	1,887	847	7,424	—
Rice, not in the Husk - - - - - Cwts.	53,188	92,051	102,131	130,218	78,819	34,351	56,381	62,130	73,788	54,189
Saltpetre - - - - -	—	13,357	354	—	2,769	—	23,152	649	—	3,415
Spirits: Brandy - - - - - Proof Gallons	32,493	58,705	60,592	60,273	40,995	14,350	25,437	21,712	18,460	10,932
" Geneva - - - - -	9,193	9,719	10,821	9,731	9,675	937	1,013	1,060	912	848
" Sweetened and Perfumed - - - - - Gallons	1,487	1,433	2,085	9,633	7,806	1,487	1,433	2,085	9,633	7,806
Tea - - - - - Lbs.	63,255	336,436	232,828	124,817	74,478	4,479	26,635	18,189	9,491	6,206
Wine - - - - - Gallons	79,686	103,776	104,443	117,197	99,921	28,154	32,415	34,413	38,223	28,122
All Other Articles - - - - - Value	—	—	—	—	—	15,286	29,459	33,506	39,532	20,174
TOTAL - - - - -	—	—	—	—	—	155,756	258,631	353,666	289,682	180,632
TOTAL OF BRITISH AND FOREIGN PRODUCE	—	—	—	—	—	1,971,806	2,563,548	2,977,513	2,939,221	2,127,242

YEARS 1861 to 1865.

BRITISH WEST INDIA ISLANDS (Cont^d).
(BAHAMAS AND TURKS ISLAND.)

BAHAMAS.

IMPORTS THEREFROM.

PRINCIPAL AND OTHER ARTICLES.	QUANTITIES.					COMPUTED REAL VALUE.				
	1861.	1862.	1863.	1864.	1865.	1861.	1862.	1863.	1864.	1865.
						£	£	£	£	£
Copper Ore - - - - - <i>Tons</i>	488	182	—	—	—	6,344	3,094	—	—	—
Coffee - - - - - <i>Lbs.</i>	302,816	32,089	72	—	593,104	9,345	1,173	3	—	19,555
Cotton, Raw - - - - - <i>Cwts.</i>	7	43,220	202,009	227,814	129,336	34	383,321	2,194,385	2,967,522	1,145,660
Fruit, Raw, Unenumerated - - - <i>Bushels</i>	6,732	10,807	5,632	11,984	10,452	8,402	11,349	8,892	15,352	9,908
Leather Manufactures - - - - - <i>Value</i>	—	—	—	—	—	—	—	—	—	14,645
Meat, Preserved, not Salted - - <i>Cwts.</i>	—	—	—	—	5,570	—	—	—	—	19,493
Oil of Turpentine - - - - - "	—	3,426	349	—	93	—	16,069	1,399	—	261
Pork, Salted - - - - - "	—	—	9	—	8,527	—	—	14	—	18,205
Spirits, Rum - - - - - <i>Gallons</i>	18,636	11,433	5,346	—	46,039	1,629	814	401	—	3,924
Sponge - - - - - <i>Lbs.</i>	290,850	174,106	61,696	98,665	160,923	18,480	20,734	5,246	5,473	11,329
Sugar, Unrefined - - - - - <i>Cwts.</i>	4,514	670	1	1	478	5,322	735	1	1	554
" Molasses - - - - - "	1	1,524	1,150	—	62	1	792	556	—	35
Tobacco, Manufactured - - - - - <i>Lbs.</i>	—	60,573	809,282	2,193,250	54,622	—	5,879	60,735	147,962	2,568
Wood, Furniture and Hardwoods - <i>Tons</i>	255	770	183	130	170	2,701	6,936	1,721	1,225	1,646
Woollen, Manufactures - - - - - <i>Value</i>	—	—	—	—	—	—	—	—	—	25,575
Other Articles - - - - - "	—	—	—	—	—	4,557	13,076	9,345	16,707	66,926
TOTAL - - - - -	—	—	—	—	—	56,815	463,972	2,282,698	3,154,242	1,340,284

BRITISH WEST INDIA ISLANDS (Contd).
(BAHAMAS AND TURKS ISLAND.)

YEARS 1861 to 1865.

EXPORTS THERETO.

PRODUCE AND MANUFACTURES OF THE UNITED KINGDOM.

PRINCIPAL AND OTHER ARTICLES.	QUANTITIES.					DECLARED REAL VALUE.				
	1861.	1862.	1863.	1864.	1865.	1861.	1862.	1863.	1864.	1865.
Arms and Ammunition:						£	£	£	£	£
Firearms (Small) - No.	15,383	62,813	6,460	9,777	11,771	45,895	190,274	20,866	14,754	19,080
Gunpowder - Lbs.	150,553	1,264,110	18,035	15,869	115,200	5,836	41,792	831	698	3,402
Of Other Kinds - Value	—	—	—	—	—	5,799	21,907	33,530	10,644	2,198
Apparel and Haberdashery - "	—	—	—	—	—	7,746	41,481	92,156	69,621	28,858
Beer and Ale - Barrels	743	834	2,016	2,401	1,945	2,882	3,160	7,946	10,364	8,546
Butter - Cwts.	3	7	5	26	9	15	36	30	124	65
Candles - Lbs.	6,405	49,643	76,901	119,166	38,755	353	2,319	3,340	4,374	1,331
Coals, Cinders and Culm - Tons	37	17,078	28,686	55,171	10,649	35	8,517	15,524	38,627	7,589
Copper, Wrought and Unwrought - Cwts.	75	635	376	1,556	441	357	2,835	2,089	8,503	1,947
Cordage and Twine - "	64	2,665	5,478	5,859	596	191	6,031	11,433	12,265	1,427
Corn, Grain, Meal, and Flour - Value	—	—	—	—	—	17	27	81	67	151
Cottons, Entered by the Yard - Yards	760,295	5,338,484	10,688,063	2,868,365	1,025,981	11,092	111,673	276,024	84,149	25,446
" at Value - Value	—	—	—	—	—	2,419	22,785	35,962	10,832	3,400
Drugs and Chemical Products - "	—	—	—	—	—	976	51,958	41,398	18,726	5,407
Earthenware and Porcelain - "	—	—	—	—	—	1,093	2,397	2,128	2,526	1,999
Glass Manufactures - "	—	—	—	—	—	565	1,361	2,473	3,600	2,154
Hardwares and Cutlery, Unenumerated - Cwts.	343	3,057	3,810	5,902	1,520	1,775	15,984	25,956	34,646	6,274
Hats of all Sorts - Doz.	452	1,397	3,944	3,296	1,968	705	1,663	6,466	6,237	3,882
Iron, Wrought and Unwrought - Tons	249	2,757	1,042	978	141	3,100	36,281	13,336	20,945	2,447
Leather, Wrought and Unwrought - Value	—	—	—	—	—	4,776	83,083	106,590	112,860	13,367
" Saddlery and Harness - "	—	—	—	—	—	354	5,603	2,636	4,140	926
Linens, Entered by the Yard - Yards	51,746	473,449	1,497,815	621,667	184,424	1,418	14,308	52,837	21,953	8,182
Machinery, Steam Engines - Value	—	—	—	—	—	—	350	400	14,177	2,223
" All Other Sorts - "	—	—	—	—	—	17	3,578	9,522	20,485	4,527
Painters' Colours (not otherwise described) - "	—	—	—	—	—	287	1,134	1,675	3,646	863
Paper of all Sorts (including Paper Hangings) - Cwts.	12	2,982	5,043	2,782	222	91	16,314	25,135	12,541	1,116
Silk Manufactures - Value	—	—	—	—	—	148	3,801	12,063	1,794	244
Soap - Cwts.	122	2,085	3,844	2,010	951	160	3,069	6,539	3,613	1,319
Stationery, Other than Paper - Value	—	—	—	—	—	341	4,430	8,559	8,294	1,633
Sugar, Refined - Cwts.	6	475	2,859	6,043	1,084	16	1,416	5,077	9,294	1,628
Wood, Casks, Staves, and Hoops - Value	—	—	—	—	—	—	40	—	—	—
Woollens, Entered by the Yard - Yards	139,753	831,755	2,638,522	1,819,509	335,241	15,559	86,920	252,200	238,325	52,487
" at Value - Value	—	—	—	—	—	355	6,948	10,817	6,864	668
All Other Articles - "	—	—	—	—	—	10,666	65,916	112,514	109,323	36,515
TOTAL	—	—	—	—	—	125,039	859,391	1,198,133	919,011	251,301

FOREIGN AND COLONIAL PRODUCE AND MANUFACTURES.

PRINCIPAL AND OTHER ARTICLES.	QUANTITIES.					COMPUTED REAL VALUE.				
	1861.	1862.	1863.	1864.	1865.	1861.	1862.	1863.	1864.	1865.
Arms, viz., Cannons and Mortars, Moulded, &c. - Value	—	—	—	—	—	£	£	£	£	£
Bacon - Cwts.	—	—	14,306	50	—	—	—	49,680	255	—
Candles, Stearine - "	—	—	138	401	73	—	—	20,505	107	—
Coffee - Lbs.	116,158	188,377	106,901	247,158	324	3,146	5,851	3,565	7,483	11
Confectionery - "	—	—	—	112,112	1,602	—	—	—	4,204	60
Fish, Cured, Unenumerated - Cwts.	27	64	124	163	86	64	238	671	1,097	494
Liquorice, Juice and Paste - "	—	590	—	428	—	—	1,735	—	1,604	—
Leather Manufactures, viz., Boots and Shoes - Pairs	—	288	133,970	454	8,448	—	144	53,802	157	2,891
Oil, Castor - Cwts.	—	1,152	1,016	1	1	—	3,485	2,426	2	3
Pepper - Lbs.	—	88,455	178,020	264,275	2,723	—	1,474	2,782	3,854	40
Pork, Salted - Cwts.	—	35	1,800	120	—	—	63	3,278	255	—
Quinine, Sulphate of - Ozs.	—	5,357	1,800	24,857	—	—	1,808	563	7,353	—
Rice - Cwts.	2,594	6,497	7,542	15,979	12,235	1,675	3,979	4,588	9,054	8,411
Saltpetre - "	—	13,357	354	—	2,769	—	23,152	649	—	3,415
Spirits, Brandy - Proof Gallons	979	14,518	17,168	15,151	3,903	432	6,291	6,151	4,640	1,042
" Sweetened and Perfumed - Gallons	8	32	1,383	2,148	39	8	32	1,383	2,148	39
Tea - Lbs.	2,338	276,642	173,132	50,335	12,671	165	21,901	13,526	3,828	1,056
Wine - Gallons	2,000	13,129	19,438	25,132	5,648	711	3,918	6,304	8,093	1,580
All Other Articles - Value	—	—	—	—	—	294	12,027	22,076	13,895	4,353
TOTAL	—	—	—	—	—	6,495	86,098	192,562	69,620	23,655
TOTAL OF BRITISH AND FOREIGN PRODUCE	—	—	—	—	—	131,534	945,489	1,390,695	988,631	274,956

YEARS 1861 to 1865.

**BRITISH WEST INDIA ISLANDS (Cont^d).
(JAMAICA.)**

JAMAICA.

IMPORTS THEREFROM.

PRINCIPAL AND OTHER ARTICLES.	QUANTITIES.					COMPUTED REAL VALUE.				
	1861.	1862.	1863.	1864.	1865.	1861.	1862.	1863.	1864.	1865.
						£	£	£	£	£
Coffee - - - - - <i>Lbs.</i>	4,078,249	3,511,474	5,484,212	2,462,616	3,425,311	129,842	120,874	192,049	79,313	110,887
Cotton, Raw - - - - - <i>Cwts.</i>	—	2,243	1,826	4,654	582	—	22,624	21,443	60,496	5,134
Fish, Turtle - - - - - "	125	521	217	85	41	1,048	4,379	1,826	720	345
Fustic - - - - - <i>Tons</i>	1,311	990	1,199	3,387	4,176	7,622	6,305	7,973	22,273	22,955
Ginger - - - - - <i>Cwts.</i>	5,235	7,842	7,055	6,326	8,819	16,913	23,436	24,156	23,808	30,348
Honey - - - - - "	1,086	1,196	1,037	1,078	725	2,543	2,480	2,108	2,263	1,519
Logwood - - - - - <i>Tons</i>	7,911	18,039	16,182	20,389	11,708	40,332	92,627	74,177	83,625	43,327
Nuts, Cocoa - - - - - <i>Number</i>	832,172	902,610	765,296	739,989	877,806	5,128	6,302	5,146	7,333	7,574
Pimento - - - - - <i>Cwts.</i>	30,018	30,018	29,268	42,340	25,454	40,705	39,803	36,376	49,627	29,587
Sarsaparilla - - - - - <i>Lbs.</i>	5,690	30,154	109	11,579	27,850	522	2,801	10	868	2,091
Spirits, Rum - - - - - <i>Gallons</i>	2,109,214	2,209,811	1,878,044	1,480,908	1,773,659	266,954	239,380	186,300	168,276	240,365
Sugar, Unrefined - - - - - <i>Cwts.</i>	523,676	553,013	514,554	471,521	424,305	612,965	619,269	549,054	649,166	469,331
" Molasses - - - - - "	820	542	638	472	111	489	274	325	342	57
Tortoise Shell and Turtle Shell - - - - - <i>Lbs.</i>	2,880	3,796	2,363	2,236	5,547	2,139	2,589	1,596	1,496	3,676
Wax, Bees - - - - - <i>Cwts.</i>	714	857	814	928	952	5,233	7,498	7,092	8,690	8,503
Wood, Furniture and Hardwoods - - - - - <i>Tons</i>	185	75	332	615	807	1,503	480	2,668	3,314	3,465
Other Article - - - - - <i>Value</i>	—	—	—	—	—	26,390	20,111	14,305	24,455	17,905
TOTAL - - - - -	—	—	—	—	—	1,160,328	1,211,232	1,126,604	1,186,065	997,069

BRITISH WEST INDIA ISLANDS (Cont^d).
(JAMAICA.)—(Cont^d).

YEARS 1861 to 1865.

EXPORTS THERETO.

PRODUCE AND MANUFACTURES OF THE UNITED KINGDOM.										
PRINCIPAL AND OTHER ARTICLES.	QUANTITIES.					DECLARED REAL VALUE.				
	1861.	1862.	1863.	1864.	1865.	1861.	1862.	1863.	1864.	1865.
Apparel and Haberdashery - - - - - Value	—	—	—	—	—	£ 62,995	£ 65,075	£ 70,820	£ 73,245	£ 74,742
Arms and Ammunition :										
Fire-arms (small) - - - - - No.	317	155	564	102	239	1,327	379	3,117	113	530
Gunpowder - - - - - Lbs.	18,175	52,309	32,467	39,078	13,235	658	1,647	1,020	1,216	504
Of Other Kinds - - - - - Value	—	—	—	—	—	22	432	329	180	67
Beer and Ale - - - - - Barrels	4,279	3,477	4,436	4,798	4,385	15,748	13,697	17,086	20,057	17,371
Butter - - - - - Cwts.	1,346	1,294	1,437	1,906	1,215	6,595	5,978	6,900	9,164	6,315
Candles - - - - - Lbs.	97,535	130,473	102,237	130,109	56,233	4,324	5,412	4,006	4,259	1,792
Coals, Cinders, and Culm - - - - - Tons	29,098	22,188	22,663	37,610	27,102	15,263	12,305	11,988	21,544	15,256
Copper, Wrought and Unwrought - - - - - Cwts.	681	705	357	646	310	4,797	4,896	2,231	3,955	1,929
Cordage and Twine - - - - - " "	671	1,443	926	749	917	1,532	4,259	2,251	1,889	2,900
Corn: Grain, Meal, and Flour - - - - - Value	—	—	—	—	—	582	611	579	563	611
Cottons, Entered by the Yard - - - - - Yards	14,443,337	7,929,857	7,682,799	9,093,357	9,456,413	175,534	112,924	149,955	182,791	170,471
" " at Value - - - - - Value	—	—	—	—	—	7,733	6,925	7,281	8,457	6,965
Drugs and Chemical Products - - - - - " "	—	—	—	—	—	8,846	9,876	8,124	8,412	6,482
Earthenware and Porcelain - - - - - " "	—	—	—	—	—	9,374	4,462	5,986	4,307	4,835
Glass Manufactures - - - - - " "	—	—	—	—	—	5,755	5,221	6,798	5,742	5,288
Hardware and Cutlery, Unenumerated - - - - - Cwts.	4,064	5,470	6,626	4,714	3,852	16,743	21,324	21,574	17,543	15,056
Hats of all Sorts - - - - - Doz.	3,120	2,653	1,969	1,952	1,562	5,539	4,885	4,014	3,669	3,198
Iron, Wrought and Unwrought - - - - - Tons	1,272	1,490	1,529	1,132	1,034	24,164	22,483	25,564	22,999	18,508
Leather, Wrought and Unwrought - - - - - Value	—	—	—	—	—	19,869	18,659	16,672	14,597	15,212
Saddlery and Harness - - - - - " "	—	—	—	—	—	6,259	7,748	8,628	4,870	3,989
Linens, Entered by the Yard - - - - - Yards	1,954,958	1,688,986	2,029,746	2,314,836	3,724,366	39,046	34,202	47,372	62,481	81,070
Machinery, Steam Engines - - - - - Value	—	—	—	—	—	4,653	5,210	7,080	3,786	2,155
all Other Sorts - - - - - " "	—	—	—	—	—	11,113	10,723	10,385	7,612	7,123
Painters' Colours (not otherwise described) - - - - - " "	—	—	—	—	—	2,860	2,944	3,213	3,001	2,387
Paper of all Sorts (including Paper Hangings) - - - - - Cwts.	393	803	718	666	639	2,055	3,772	2,908	2,683	2,242
Silk Manufactures - - - - - Value	—	—	—	—	—	4,161	3,752	2,381	3,197	2,296
Soap - - - - - Cwts.	20,693	15,804	21,595	13,631	13,837	27,144	20,637	29,077	18,432	17,303
Stationery, other than Paper - - - - - Value	—	—	—	—	—	2,835	2,684	2,877	2,376	2,980
Sugar, Refined - - - - - Cwts.	342	329	530	260	916	990	935	1,060	408	1,451
Wood, Casks, Staves, and Hoops - - - - - Value	—	—	—	—	—	24,603	21,229	22,354	17,188	17,544
Woollens, Entered by the Yard - - - - - Yards	243,698	181,140	282,842	327,964	279,730	20,400	20,323	20,739	19,998	19,953
" " at Value - - - - - Value	—	—	—	—	—	378	1,124	1,164	761	1,557
All Other Articles - - - - - " "	—	—	—	—	—	55,245	62,922	60,077	64,817	53,280
TOTAL - - - - -	—	—	—	—	—	589,143	519,655	585,610	616,342	583,362

FOREIGN AND COLONIAL PRODUCE AND MANUFACTURES.										
PRINCIPAL AND OTHER ARTICLES.	QUANTITIES.					COMPUTED REAL VALUE.				
	1861.	1862.	1863.	1864.	1865.	1861.	1862.	1863.	1864.	1865.
Butter - - - - - Cwts.	225	256	101	36	88	£ 1,111	£ 1,216	£ 465	£ 193	£ 446
Camphor, Refined - - - - - " "	—	336	—	2	—	—	5,232	—	15	—
Candles, Stearine - - - - - " "	34	36	15	348	34	163	175	67	1,380	121
Cotton Manufactures, Piece Goods - - - - - Pieces	4,530	5,654	5,930	2,061	288	1,499	1,731	2,196	563	190
Entered at Value - - - - - Value	—	—	—	—	—	1,044	826	468	—	134
Fish, Cured, Unenumerated - - - - - " "	49	101	72	134	105	201	437	437	623	578
Guano - - - - - Tons	295	258	269	944	179	3,348	2,976	3,060	10,470	2,017
Oil, Castor - - - - - Cwts.	29	108	71	53	153	74	327	170	130	400
Olive - - - - - Tons	6	6	15	11	9	327	330	859	631	474
Rice - - - - - Cwts.	10,760	33,865	16,783	32,561	12,582	6,949	20,742	10,210	18,451	8,650
Spirits, Brandy - - - - - Proof Gallons	8,261	14,914	13,386	16,952	12,681	3,648	6,462	4,797	5,192	3,382
Sweetened and perfumed - - - - - Gallons	350	487	402	936	3,825	350	487	402	936	3,825
Tea - - - - - Lbs.	9,160	12,484	15,160	22,000	12,147	649	988	1,185	1,673	1,013
Wine - - - - - Gallons	26,987	37,485	28,764	28,553	27,159	9,558	11,853	9,557	9,146	7,448
All Other Articles - - - - - Value	—	—	—	—	—	7,643	6,818	5,146	7,254	5,469
TOTAL - - - - -	—	—	—	—	—	36,564	60,600	39,019	56,657	34,147
TOTAL OF BRITISH AND FOREIGN PRODUCE - - - - -	—	—	—	—	—	625,707	580,255	624,629	672,999	617,509

YEARS 1861 TO 1865.

BRITISH WEST INDIA ISLANDS (Contd).
 (TORTOLA.—ST. CHRISTOPHER.)

TORTOLA.
IMPORTS THEREFROM.

PRINCIPAL AND OTHER ARTICLES.	QUANTITIES.					COMPUTED REAL VALUE.				
	1861.	1862.	1863.	1864.	1865.	1861.	1862.	1863.	1864.	1865.
Copper Ore - - - - - Tons	584	383	—	—	—	£ 7,343	£ 3,831	£ —	£ —	£ —
Guano - - - - - "	3,343	8,287	9,422	2,611	4,775	13,847	33,148	45,311	10,444	19,100
Manures, Unenumerated - - - - - "	—	976	2,750	2,701	729	—	4,723	11,266	11,440	3,434
Sugar, Unrefined - - - - - Cwts.	—	1,748	—	—	—	—	2,026	—	—	—
Other Articles - - - - - Value	—	—	—	—	—	—	830	13	356	—
TOTAL - - - - -	—	—	—	—	—	21,190	44,558	56,590	22,240	22,534

EXPORTS THERETO.
PRODUCE AND MANUFACTURES OF THE UNITED KINGDOM.

PRINCIPAL AND OTHER ARTICLES.	QUANTITIES.					DECLARED REAL VALUE.				
	1861.	1862.	1863.	1864.	1865.	1861.	1862.	1863.	1864.	1865.
Arms and Ammunition: Gunpowder - - - - - Lbs.	—	—	—	6,720	—	£ —	£ —	£ —	£ 150	£ —
Coals, Cinders and Culm - - - - - Tons	70	—	—	540	—	40	—	—	342	—
TOTAL - - - - -	—	—	—	—	—	40	—	—	492	—
FOREIGN AND COLONIAL PRODUCE AND MANUFACTURES						- - Nil.				

ST. CHRISTOPHER.
IMPORTS THEREFROM.

PRINCIPAL AND OTHER ARTICLES.	QUANTITIES.					COMPUTED REAL VALUE.				
	1861.	1862.	1863.	1864.	1865.	1861.	1862.	1863.	1864.	1865.
Arrowroot - - - - - Cwts.	68	60	103	841	1,139	£ 79	£ 71	£ 213	£ 1,481	£ 1,329
Cotton, Raw - - - - - "	92	51	20	182	822	444	497	188	2,118	7,783
Spirits, Rum - - - - - Gallons	123,666	137,752	84,477	23,623	92,518	10,818	10,278	6,267	1,834	7,891
Sugar, Unrefined - - - - - Cwts.	154,598	186,913	200,961	96,890	203,794	181,453	207,965	213,969	131,588	227,604
„ Molasses - - - - - "	18,764	24,212	13,599	9,318	33,123	10,340	12,233	6,988	6,315	20,967
Other Articles - - - - - Value	—	—	—	—	—	1,753	1,473	2,008	1,488	1,104
TOTAL - - - - -	—	—	—	—	—	204,887	232,517	229,633	144,824	266,678

BRITISH WEST INDIA ISLANDS (Cont^d).
(ST. CHRISTOPHER.)—(Cont^d).

YEARS 1861 TO 1865.

EXPORTS THERETO.

PRODUCE AND MANUFACTURES OF THE UNITED KINGDOM.

PRINCIPAL AND OTHER ARTICLES.	QUANTITIES.					DECLARED REAL VALUE.				
	1861.	1862.	1863.	1864.	1865.	1861.	1862.	1863.	1864.	1865.
Apparel and Haberdashery - - - - - Value	—	—	—	—	—	£ 10,205	£ 12,678	£ 9,168	£ 7,498	£ 12,086
Arms and Ammunition :										
Fire-arms (small) - - - - - No.	4	7	—	—	—	20	55	—	—	—
Gunpowder - - - - - Lbs.	1,797	1,822	11,546	1,118	954	79	80	383	50	47
Of other Kinds - - - - - Value	—	—	—	—	—	—	2	—	—	158
Beer and Ale - - - - - Barrels	331	208	219	192	268	1,379	851	850	697	1,036
Butter - - - - - Cwts.	19	17	9	34	20	99	92	47	195	107
Candles - - - - - Lbs.	17,769	13,273	19,012	31,525	45,695	731	496	644	901	1,301
Coals, Cinders, and Culm - - - - - Tons	2,100	1,397	761	572	1,452	1,912	1,252	675	700	1,535
Copper, Wrought and Unwrought - - - - - Cwts.	94	27	45	22	26	635	131	224	183	214
Cordage and Twine - - - - - " "	220	218	228	136	350	439	672	533	361	1,018
Corn, Grain, Meal, and Flour - - - - - Value	—	—	—	—	—	2,247	1,836	1,289	1,577	1,497
Cottons, Entered by the Yard - - - - - Yards	1,265,429	867,601	549,639	672,539	1,013,183	19,487	14,894	12,841	16,182	23,218
" " at Value - - - - - Value	—	—	—	—	—	705	632	623	359	670
Drugs and Chemical Products - - - - - " "	—	—	—	—	—	319	188	446	306	296
Earthenware and Porcelain - - - - - " "	—	—	—	—	—	937	781	787	1,068	1,662
Glass Manufactures - - - - - " "	—	—	—	—	—	500	440	401	486	554
Hardwares and Cutlery, Unenumerated - - - - - Cwts.	717	845	873	643	1,408	2,209	2,468	2,256	1,948	4,269
Hats of all Sorts - - - - - Dozs.	387	236	187	213	267	817	574	408	434	749
Iron, Wrought and Unwrought - - - - - Tons	198	149	115	134	184	3,378	2,705	2,457	2,596	4,116
Leather, Wrought and Unwrought - - - - - Value	—	—	—	—	—	4,083	3,416	3,419	2,533	3,762
Saddlery and Harness - - - - - " "	—	—	—	—	—	796	493	344	498	391
Linens, Entered by the Yard - - - - - Yards	83,678	76,543	86,929	114,514	180,778	2,063	1,974	2,510	3,178	4,730
Machinery : Steam Engines - - - - - Value	—	—	—	—	—	557	1,391	1,587	1,917	1,714
" " All other Sorts - - - - - " "	—	—	—	—	—	670	1,911	690	690	3,322
Painters' Colors (not otherwise described) - - - - - " "	—	—	—	—	—	425	280	350	361	367
Paper of all Sorts (including Paper Hangings) - - - - - Cwts.	51	37	55	44	29	267	162	263	160	146
Silk Manufactures - - - - - Value	—	—	—	—	—	538	173	54	66	—
Soap - - - - - Cwts.	867	1,125	1,266	1,006	907	1,134	1,412	1,653	1,412	1,203
Stationery, other than Paper - - - - - Value	—	—	—	—	—	520	321	295	225	221
Sugar, Refined - - - - - Cwts.	250	295	360	222	220	668	817	729	336	338
Wood : Casks, Staves, and Hoops - - - - - Value	—	—	—	—	—	2,787	4,389	2,274	2,536	5,039
Woollens, Entered by the Yard - - - - - Yards	13,007	16,042	20,390	15,582	20,254	1,449	1,817	1,538	1,282	1,517
" " at Value - - - - - Value	—	—	—	—	—	49	28	13	18	72
All other Articles - - - - - " "	—	—	—	—	—	9,107	8,106	7,229	6,382	9,749
TOTAL - - - - -	—	—	—	—	—	71,211	67,517	56,980	57,135	87,204

FOREIGN AND COLONIAL PRODUCE AND MANUFACTURES.

PRINCIPAL AND OTHER ARTICLES.	QUANTITIES.					COMPUTED REAL VALUE.				
	1861.	1862.	1863.	1864.	1865.	1861.	1862.	1863.	1864.	1865.
Coffee - - - - - Lbs.	3,740	4,893	4,191	3,654	3,072	£ 121	£ 178	£ 153	£ 122	£ 102
Corn, Oats - - - - - Cwts.	542	454	237	416	341	217	171	81	137	122
Guano - - - - - Tons	121	57	126	171	182	1,367	661	1,439	1,897	2,051
Nitre, Cubic - - - - - Cwts.	423	380	94	260	600	275	256	67	198	390
Rice - - - - - " "	2,407	3,266	4,783	2,841	3,530	1,555	2,000	2,910	1,610	2,427
Spirits, Brandy - - - - - Proof Gallons	2,477	1,405	2,125	943	1,537	1,094	609	761	289	409
Tea - - - - - Lbs.	2,515	3,292	4,782	4,536	4,358	178	261	374	345	363
Wine - - - - - Gallons	2,055	2,629	2,426	1,701	2,913	724	824	799	557	833
All Other Articles - - - - - Value	—	—	—	—	—	349	316	872	917	799
TOTAL - - - - -	—	—	—	—	—	5,880	5,276	7,456	6,072	7,496
TOTAL OF BRITISH AND FOREIGN PRODUCE - - - - -	—	—	—	—	—	77,091	72,793	64,436	63,207	94,700

YEARS 1861 TO 1865.

BRITISH WEST INDIA ISLANDS (Cont^d).
(NEVIS.)

NEVIS.

IMPORTS THEREFROM.

PRINCIPAL AND OTHER ARTICLES.	QUANTITIES.					COMPUTED REAL VALUE.				
	1861.	1862.	1863.	1864.	1865.	1861.	1862.	1863.	1864.	1865.
Cotton, Raw - - - - - <i>Cwts.</i>	—	—	—	1	37	£	£	£	£	£
Spirits, Rum - - - - - <i>Gallons</i>	950	5,021	—	15	526	87	375	—	10	312
Sugar, Unrefined - - - - - <i>Cwts.</i>	30,018	35,733	39,424	16,149	29,718	34,551	39,133	40,629	20,567	32,004
" Molasses - - - - - <i>Cwts.</i>	968	631	4,354	4,218	2,629	517	318	2,285	2,934	1,690
Tamarinds - - - - - <i>Lbs.</i>	10,757	28,523	55,650	41,071	40,186	95	357	596	301	288
All Other Articles - - - - - <i>Value</i>	—	—	—	—	—	20	27	23	84	83
TOTAL - - - - -	—	—	—	—	—	35,270	40,210	43,533	23,897	34,420

EXPORTS THERETO.

PRODUCE AND MANUFACTURES OF THE UNITED KINGDOM.										
PRINCIPAL AND OTHER ARTICLES.	QUANTITIES.					DECLARED REAL VALUE.				
	1861.	1862.	1863.	1864.	1865.	1861.	1862.	1863.	1864.	1865.
Apparel and Haberdashery - - - <i>Value</i>	—	—	—	—	—	£	£	£	£	£
Arms and Ammunition, Gunpowder - - <i>Lbs.</i>	—	—	—	150	200	—	—	—	8	5
Butter - - - - - <i>Cwts.</i>	1	—	—	—	—	4	—	—	6	6
Coals, Cinders, and Culm - - - - - <i>Tons</i>	60	102	—	—	—	36	47	—	—	—
Cordage and Twine - - - - - <i>Cwts.</i>	—	3	—	7	—	—	6	—	18	—
Corn: Grain, Meal, and Flour - - - <i>Value</i>	—	—	—	—	—	—	3	—	7	16
Cottons, Entered by the Yard - - - <i>Yards</i>	1,260	—	—	7,096	7,048	15	—	—	139	133
" at Value - - - - - <i>Value</i>	—	—	—	—	—	—	—	—	35	—
Earthenware and Porcelain - - - - - <i>"</i>	—	—	—	—	—	20	—	—	—	—
Glass Manufacturers - - - - - <i>"</i>	—	—	—	—	—	—	—	—	3	—
Hardwares and Cutlery, Unenumerated - <i>Cwts.</i>	—	—	—	14	2	—	—	—	33	13
Hats of all Sorts - - - - - <i>Doz.</i>	—	—	—	1	—	—	—	—	6	—
Iron, Wrought and Unwrought - - - <i>Tons</i>	—	3	—	—	1	—	57	—	—	10
Leather, Wrought and Unwrought - - <i>Value</i>	—	—	—	—	—	—	—	—	27	11
" Saddlery and Harness - - - - - <i>"</i>	—	—	—	—	—	—	4	—	—	—
Linens, Entered by the Yard - - - <i>Yards</i>	—	—	—	3,346	2,016	—	—	—	59	63
Painters' Colours (not otherwise described) - <i>Value</i>	—	—	—	—	—	2	1	—	5	—
Paper of all Sorts (including Paper Hangings) <i>Cwts.</i>	—	—	—	2	1	—	—	—	8	7
Silk Manufactures - - - - - <i>Value</i>	—	—	—	—	—	—	—	—	9	12
Soap - - - - - <i>Cwts.</i>	—	—	—	—	40	—	—	—	—	55
Stationery, other than Paper - - - <i>Value</i>	—	—	—	—	—	—	—	—	8	2
Wood, Casks, Staves, and Hoops - - <i>"</i>	—	—	—	—	—	—	58	37	—	25
Woollens, Entered by the Yard - - - <i>Yards</i>	—	—	—	1,002	490	—	—	—	39	39
" at Value - - - - - <i>Value</i>	—	—	—	—	—	—	—	—	6	—
All Other Articles - - - - - <i>"</i>	—	—	—	—	—	54	202	7	66	107
TOTAL - - - - -	—	—	—	—	—	131	378	44	482	504

FOREIGN AND COLONIAL PRODUCE AND MANUFACTURES.

PRINCIPAL AND OTHER ARTICLES.	QUANTITIES.					COMPUTED REAL VALUE.				
	1861.	1862.	1863.	1864.	1865.	1861.	1862.	1863.	1864.	1865.
Cotton Manufacturers, Piece Goods - - <i>Pieces</i>	—	—	—	35	4	£	£	£	£	£
Guano - - - - - <i>Tons</i>	—	5	—	—	—	—	61	—	13	3
Oil, Cocoa-nut - - - - - <i>Cwts.</i>	—	—	—	—	4	—	—	—	—	9
Wine - - - - - <i>Gallons</i>	13	—	28	—	—	5	—	10	—	—
All Other Articles - - - - - <i>Value</i>	—	—	—	—	—	1	—	—	2	4
TOTAL - - - - -	—	—	—	—	—	6	61	10	15	16
TOTAL OF BRITISH AND FOREIGN VESSELS -	—	—	—	—	—	137	439	54	497	520

ANTIGUA.
IMPORTS THEREFROM.

PRINCIPAL AND OTHER ARTICLES.	QUANTITIES.					COMPUTED REAL VALUE.				
	1861.	1862.	1863.	1864.	1865.	1861.	1862.	1863.	1864.	1865.
Arrowroot - - - - - <i>Cwts.</i>	126	104	217	419	271	£ 148	£ 131	£ 455	£ 740	£ 320
Cotton, Raw - - - - - "	—	—	65	119	1,267	—	—	769	1,412	11,357
Fish, Turtle - - - - - "	—	6	13	—	64	—	48	111	—	536
Logwood - - - - - <i>Tons</i>	—	—	30	—	233	—	—	135	—	797
Spirits: Rum - - - - - <i>Gallons</i>	57,477	106,480	85,189	9,390	62,060	4,866	8,007	6,366	795	5,373
Sugar, Unrefined - - - - - <i>Cwts.</i>	163,647	258,404	202,483	52,365	135,305	189,698	289,154	217,313	66,217	150,306
" Sugar-cane Juice - - - - - "	—	276	77	285	5,390	—	202	78	277	4,219
" Molasses - - - - - "	48,151	64,611	54,429	16,709	43,255	26,914	31,962	28,110	10,728	26,055
Tamarinds - - - - - <i>Lbs.</i>	10,274	69,557	81,966	53,731	45,888	92	857	876	397	329
Other Articles - - - - - <i>Value</i>	—	—	—	—	—	526	1,429	1,952	1,346	4,229
TOTAL - - - - -	—	—	—	—	—	222,244	331,790	256,165	81,912	203,521

EXPORTS THERETO.

PRODUCE AND MANUFACTURES OF THE UNITED KINGDOM.										
PRINCIPAL AND OTHER ARTICLES.	QUANTITIES.					DECLARED REAL VALUE.				
	1861.	1862.	1863.	1864.	1865.	1861.	1862.	1863.	1864.	1865.
Apparel and Haberdashery - - - - - <i>Value</i>	—	—	—	—	—	£ 14,491	£ 6,313	£ 9,968	£ 8,747	£ 10,475
Arms and Ammunition:	—	—	—	—	—	—	—	—	—	—
Fire-Arms (small) - - - - - <i>No.</i>	—	11	1	1	—	—	26	12	20	—
Gunpowder - - - - - <i>Lbs.</i>	170	1,180	527	341	625	24	45	36	39	45
Of other Kinds - - - - - <i>Value</i>	—	—	—	—	—	—	—	—	6	3
Beer and Ale - - - - - <i>Barrels</i>	534	503	538	380	426	2,228	2,002	2,049	1,479	1,693
Butter - - - - - <i>Cwts.</i>	225	207	157	120	135	1,089	893	737	623	762
Candles - - - - - <i>Lbs.</i>	16,142	20,654	6,400	8,594	10,062	844	914	297	335	344
Coals, Cinders, and Culm - - - - - <i>Tons</i>	1,874	1,462	439	959	1,920	1,239	850	256	677	1,272
Copper, Wrought and Unwrought - - - - - <i>Cwts.</i>	97	87	60	98	48	650	641	290	500	282
Cordage and Twine - - - - - "	177	227	268	207	189	387	670	502	707	536
Corn: Grain, Meal, and Flour - - - - - <i>Value</i>	—	—	—	—	—	1,418	1,083	940	532	659
Cottons, Entered by the Yard - - - - - <i>Yards</i>	1,170,225	736,866	663,557	570,814	821,518	19,415	13,854	15,886	15,182	18,234
" at Value - - - - - <i>Value</i>	—	—	—	—	—	979	816	754	1,203	1,218
Drugs and Chemical Products - - - - - "	—	—	—	—	—	1,351	785	1,250	491	812
Earthenware and Porcelain - - - - - "	—	—	—	—	—	1,247	1,837	992	632	333
Glass Manufactures - - - - - "	—	—	—	—	—	715	644	613	631	428
Hardwares and Cutlery, Unenumerated - - - - - <i>Cwts.</i>	839	561	953	733	570	2,849	1,735	2,783	2,782	2,195
Hats of all Sorts - - - - - <i>Doz.</i>	355	375	322	242	217	716	691	525	565	484
Iron, Wrought and Unwrought - - - - - <i>Tons</i>	201	202	181	132	166	3,519	3,709	3,438	2,638	2,937
Leather, Wrought and Unwrought - - - - - <i>Value</i>	—	—	—	—	—	4,348	3,256	4,250	2,897	2,843
Saddlery and Harness - - - - - "	—	—	—	—	—	1,165	1,012	857	822	673
Linens, Entered by the Yard - - - - - <i>Yards</i>	122,858	72,083	70,780	116,036	152,353	3,138	1,766	2,044	3,596	3,839
Machinery: Steams Engines - - - - - <i>Value</i>	—	—	—	—	—	2,095	3,990	3,749	3,572	5,115
" All Other Sorts - - - - - "	—	—	—	—	—	2,996	2,864	2,785	1,649	2,108
Painters' Colours (not otherwise described) - - - - - "	—	—	—	—	—	801	573	669	485	651
Paper of all Sorts (including Paper Hangings) - - - - - <i>Cwts.</i>	102	137	107	177	73	409	604	432	704	202
Silk Manufactures - - - - - <i>Value</i>	—	—	—	—	—	956	699	572	521	113
Soap - - - - - <i>Cwts.</i>	1,353	1,478	1,244	662	1,029	1,771	1,841	1,666	888	1,198
Stationary, other than Paper - - - - - <i>Value</i>	—	—	—	—	—	553	386	358	244	248
Sugar, Refined - - - - - <i>Cwts.</i>	188	178	201	201	223	578	494	406	334	368
Wood: Casks, Staves, and Hoops - - - - - <i>Value</i>	—	—	—	—	—	4,876	5,832	3,374	1,971	4,251
Woollens, Entered by the Yard - - - - - <i>Yards</i>	32,527	26,874	52,027	34,101	37,692	2,824	2,169	4,285	1,631	1,722
" at Value - - - - - <i>Value</i>	—	—	—	—	—	117	45	59	165	108
All Other Articles - - - - - "	—	—	—	—	—	13,667	11,900	11,647	10,452	10,482
TOTAL - - - - -	—	—	—	—	—	93,455	74,939	78,481	67,720	76,633

FOREIGN AND COLONIAL PRODUCE AND MANUFACTURES.

PRINCIPAL AND OTHER ARTICLES.	QUANTITIES.					COMPUTED REAL VALUE.				
	1861.	1862.	1863.	1864.	1865.	1861.	1862.	1863.	1864.	1865.
Coffee - - - - - <i>Lbs.</i>	11,815	10,498	11,831	3,960	9,999	£ 357	£ 383	£ 413	£ 129	£ 316
Cotton Manufactures, Piece Goods - - - - - <i>Pieces</i>	555	581	739	140	303	301	273	346	110	164
Corn: Maize or Indian - - - - - <i>Cwts.</i>	596	1,089	531	184	1,129	219	355	168	58	358
" Wheat, Meal, or Flour - - - - - "	625	—	24	—	—	500	—	16	—	—
Nitre Cubic - - - - - "	1,827	1,722	2,367	261	1,763	1,188	1,162	1,686	199	1,146
Guano - - - - - <i>Tons</i>	26	40	48	—	—	291	463	541	—	—
Rice - - - - - <i>Cwts.</i>	1,902	3,086	4,407	1,294	1,503	1,229	1,890	2,681	733	1,033
Spirits: Brandy - - - - - <i>Proof Gallons</i>	2,485	6,355	4,246	4,466	3,433	1,097	2,753	1,522	1,368	916
Tea - - - - - <i>Lbs.</i>	6,539	5,127	6,896	4,351	5,650	463	406	539	331	471
Wine - - - - - <i>Gallons</i>	6,980	7,519	7,266	3,586	5,180	2,494	2,405	2,566	1,276	1,508
All Other Articles - - - - - <i>Value</i>	—	—	—	—	—	792	1,478	1,451	758	940
TOTAL - - - - -	—	—	—	—	—	8,931	11,568	11,929	4,962	6,852
TOTAL OF BRITISH AND FOREIGN PRODUCE - - - - -	—	—	—	—	—	102,386	86,507	90,410	72,682	83,485

MONTSERRAT.

IMPORTS THEREFROM.

PRINCIPAL AND OTHER ARTICLES.	QUANTITIES.					COMPUTED REAL VALUE.				
	1861.	1862.	1863.	1864.	1865.	1861.	1862.	1863.	1864.	1865.
Cotton, Raw - - - - - <i>Cwts.</i>	8	—	—	15	61	£ 37	—	—	184	512
Juice of Lemons, Limes, and Oranges - <i>Gallons</i>	2,905	3,727	669	9,663	16,497	309	265	68	927	1,328
Sugar, Unrefined - - - - - <i>Cwts.</i>	2,917	5,117	6,647	7,967	8,309	3,130	5,687	6,984	9,879	8,941
— Molasses - - - - - "	76	698	930	1,724	698	41	363	487	1,139	458
Tamarinds - - - - - <i>Lbs.</i>	13,123	34,272	25,797	221,574	29,490	105	424	276	1,590	215
Wood, Furniture, and Hardwoods - - - <i>Tons</i>	1	73	—	—	—	14	841	—	—	—
Other Articles - - - - - <i>Value</i>	—	—	—	—	—	130	285	74	1,172	458
TOTAL - - - - -	—	—	—	—	—	3,766	7,865	7,889	14,891	11,912

EXPORTS THERETO.

PRODUCE AND MANUFACTURES OF THE UNITED KINGDOM.

PRINCIPAL AND OTHER ARTICLES.	QUANTITIES.					DECLARED REAL VALUE.				
	1861.	1862.	1863.	1864.	1865.	1861.	1862.	1863.	1864.	1865.
Apparel and Haberdashery - - - - - <i>Value</i>	—	—	—	—	—	£ 3	£ 30	—	15	—
Arms and Ammunition: Of other Kinds - "	—	—	—	—	—	—	4	—	—	9
Candles - - - - - <i>Lbs.</i>	150	—	12	—	—	9	—	1	—	—
Coals, Cinders, and Culm - - - - - <i>Tons</i>	190	192	284	166	140	95	96	143	91	70
Cordage and Twine - - - - - <i>Cwts.</i>	—	—	16	—	6	—	—	13	—	18
Corn: Grain, Meal, and Flour - - - - - <i>Value</i>	—	—	—	—	—	30	—	—	22	—
Cottons, Entered by the Yard - - - - - <i>Yards</i>	—	—	—	1,937	—	—	—	—	43	—
" " at Value - - - - - <i>Value</i>	—	—	—	—	—	2	—	—	—	—
Earthenware and Porcelain - - - - - "	—	—	—	—	—	—	—	7	17	—
Glass Manufactures - - - - - "	—	—	—	—	—	—	—	6	10	—
Hardwares and Cutlery, Unenumerated - <i>Cwts.</i>	1	—	211	67	—	8	—	242	179	—
Iron, Wrought and Unwrought - - - - - <i>Tons</i>	5	—	12	13	5	70	—	160	170	76
Leather, Wrought and Unwrought - - - - <i>Value</i>	—	—	—	—	—	—	—	32	16	—
" Saddlery and Harness - - - - - "	—	—	—	—	—	3	—	22	39	32
Linens, Entered by the Yard - - - - - <i>Yards</i>	—	—	45	1,956	240	—	—	1	64	10
Machinery: Steam Engines - - - - - <i>Value</i>	—	—	—	—	—	—	—	—	543	—
" All other Sorts - - - - - "	—	—	—	—	—	50	122	75	—	—
Painters' Colors, (not otherwise described) - "	—	—	—	—	—	5	—	38	28	—
Paper of all Sorts (including Paper Hangings) <i>Cwts.</i>	2	—	1	2	—	9	—	7	8	—
Stationery other than Paper - - - - - <i>Value</i>	—	—	—	—	—	17	—	—	2	6
Sugar, Refined - - - - - <i>Cwts.</i>	—	—	5	—	—	—	—	7	—	—
Wood: Casks, Staves and Hoops - - - - <i>Value</i>	—	—	—	—	—	16	—	—	—	—
Woollens, Entered by the Yard - - - - - <i>Yards</i>	—	—	—	440	—	—	—	—	30	—
All other Articles - - - - - <i>Value</i>	—	—	—	—	—	113	10	175	64	109
TOTAL - - - - -	—	—	—	—	—	430	262	929	1,441	330

FOREIGN AND COLONIAL PRODUCE AND MANUFACTURES.

PRINCIPAL AND OTHER ARTICLES.	QUANTITIES.					COMPUTED REAL VALUE.				
	1861.	1862.	1863.	1864.	1865.	1861.	1862.	1863.	1864.	1865.
Nitre, Cubic - - - - - <i>Cwts.</i>	20	—	—	—	—	£ 13	—	—	—	—
Sugar, Refined - - - - - "	—	—	11	—	—	—	—	18	—	—
Tar - - - - - <i>Barrels</i>	—	—	—	12	—	—	—	—	12	—
Tea - - - - - <i>Lbs.</i>	—	—	278	—	—	—	—	22	—	—
Wine - - - - - <i>Gallons</i>	—	—	—	—	39	—	—	—	—	12
All other Articles - - - - - <i>Value</i>	—	—	—	—	—	—	—	13	—	—
TOTAL - - - - -	—	—	—	—	—	13	—	53	12	12
TOTAL OF BRITISH AND FOREIGN PRODUCE -	—	—	—	—	—	443	262	982	1,543	342

DOMINICA.
IMPORTS THEREFROM.

PRINCIPAL AND OTHER ARTICLES.	QUANTITIES.					COMPUTED REAL VALUE.				
	1861.	1862.	1863.	1864.	1865.	1861.	1862.	1863.	1864.	1865.
Cocoa - - - - - <i>Lbs.</i>	88,065	90,089	55,583	99,638	69,902	£ 2,056	£ 2,161	£ 1,236	£ 2,297	£ 1,532
Cotton, Raw - - - - - <i>Cwts.</i>	—	—	—	1	59	—	—	—	11	526
Spirits, Rum - - - - - <i>Gallons.</i>	49,014	52,881	43,970	29,978	49,626	4,238	3,870	3,205	2,384	4,291
Sugar, Unrefined - - - - - <i>Cwts.</i>	66,013	57,442	50,568	40,630	55,991	74,270	62,716	52,625	54,761	62,810
" Molasses - - - - - <i>Cwts.</i>	6,527	3,474	3,397	4,454	8,379	3,720	1,662	1,774	3,032	4,679
Other Articles - - - - - <i>Value.</i>	—	—	—	—	—	168	364	514	403	872
TOTAL	—	—	—	—	—	84,452	70,773	59,354	62,888	74,710

EXPORTS THERETO.

PRODUCE AND MANUFACTURES OF THE UNITED KINGDOM.										
PRINCIPAL AND OTHER ARTICLES.	QUANTITIES.					DECLARED REAL VALUE.				
	1861.	1862.	1863.	1864.	1865.	1861.	1862.	1863.	1864.	1865.
Apparel and Haberdashery - - - - - <i>Value</i>	—	—	—	—	—	£ 2,157	£ 2,504	£ 1,613	£ 1,085	£ 3,187
Arms and Ammunition: Fire Arms (Small) - <i>No.</i>	12	4	7	—	6	16	10	31	—	15
" " Gunpowder - - - - - <i>Lbs.</i>	2,325	2,690	1,592	936	2,206	89	90	54	31	81
" " Of other Kinds - - - - - <i>Value</i>	—	—	—	—	—	—	—	5	—	10
Beer and Ale - - - - - <i>Barrels</i>	90	66	115	49	147	346	244	396	175	497
Butter - - - - - <i>Cwts.</i>	3	12	4	6	3	24	60	20	34	22
Candles - - - - - <i>Lbs.</i>	8,214	6,355	9,637	4,779	7,138	341	327	439	179	244
Coals, Cinders, and Culm - - - - - <i>Tons</i>	19	33	46	13	19	18	31	48	15	26
Copper, Wrought and Unwrought - - - - - <i>Cwts.</i>	78	19	7	7	27	655	328	47	44	264
Cordage and Twine - - - - - <i>"</i>	73	99	50	52	172	179	321	114	117	471
Corn: Grain, Meal, and Flour - - - - - <i>Value</i>	—	—	—	—	—	343	155	222	230	295
Cottons, Entered by the Yard - - - - - <i>Yards</i>	283,679	196,540	134,241	112,727	225,001	4,337	3,072	2,944	2,773	4,870
" " at Value - - - - - <i>Value</i>	—	—	—	—	—	125	183	45	71	93
Drugs and Chemical Products - - - - - <i>"</i>	—	—	—	—	—	200	219	223	353	273
Earthenware and Porcelain - - - - - <i>"</i>	—	—	—	—	—	1,004	524	186	36	127
Glass Manufactures - - - - - <i>"</i>	—	—	—	—	—	147	92	117	47	51
Hardware and Cutlery, Unenumerated - - <i>Cwts.</i>	397	168	203	136	352	1,129	622	597	453	1,247
Hats of all Sorts - - - - - <i>Doz.</i>	145	143	87	28	170	244	287	154	111	329
Iron, Wrought and Unwrought - - - - - <i>Tons</i>	74	80	50	46	71	1,413	1,403	1,021	1,074	1,295
Leather, Wrought and Unwrought - - - - - <i>Value</i>	—	—	—	—	—	567	231	500	488	689
" Saddlery and Harness - - - - - <i>"</i>	—	—	—	—	—	113	34	155	162	180
Linens, Entered by the Yard - - - - - <i>Yards</i>	66,982	29,220	21,624	46,093	67,464	1,262	664	469	1,134	1,605
Machinery: Steam Engines - - - - - <i>Value</i>	—	—	—	—	—	—	3	1,736	—	—
" All other Sorts - - - - - <i>"</i>	—	—	—	—	—	1,224	122	36	196	231
Painters' Colours (not otherwise described) - <i>"</i>	—	—	—	—	—	62	24	93	104	21
Paper of all Sorts (including Paper Hangings) <i>Cwts.</i>	18	5	15	13	12	75	36	59	48	52
Silk Manufactures - - - - - <i>Value</i>	—	—	—	—	—	45	42	21	—	18
Soap - - - - - <i>Cwts.</i>	696	226	447	310	374	886	331	570	438	577
Stationery, other than Paper - - - - - <i>Value</i>	—	—	—	—	—	147	66	84	63	164
Sugar, Refined - - - - - <i>Cwts.</i>	276	142	167	161	189	782	412	368	256	287
Wood: Casks, Staves, and Hoops - - - - - <i>Value</i>	—	—	—	—	—	1,416	838	1,234	1,219	999
Woollens, Entered by the Yard - - - - - <i>Yards</i>	3,729	2,040	3,125	1,509	5,682	330	255	219	93	307
" " at Value - - - - - <i>Value</i>	—	—	—	—	—	—	—	—	—	18
All other Articles - - - - - <i>"</i>	—	—	—	—	—	4,230	2,485	5,078	3,939	4,803
TOTAL	—	—	—	—	—	23,906	16,015	18,896	14,968	23,348

FOREIGN AND COLONIAL PRODUCE AND MANUFACTURES.

PRINCIPAL AND OTHER ARTICLES.	QUANTITIES.					COMPUTED REAL VALUE.				
	1861.	1862.	1863.	1864.	1865.	1861.	1862.	1863.	1864.	1865.
Candles, Stearine - - - - - <i>Cwts.</i>	6	600	—	15	—	£ 29	£ 2,910	—	£ 59	—
Guano - - - - - <i>Tons</i>	102	135	5	303	198	1,158	1,559	57	3,361	2,232
Rice - - - - - <i>Cwts.</i>	169	622	287	287	243	109	381	175	163	167
Tar - - - - - <i>Barrels</i>	—	3	44	36	134	—	5	56	37	126
Tea - - - - - <i>Lbs.</i>	409	512	309	259	433	29	41	24	19	36
Tobacco, Unmanufactured - - - - - <i>"</i>	—	—	1,407	3,757	—	—	—	62	149	—
Wine - - - - - <i>Gallons</i>	1,113	1,018	1,039	673	688	399	330	353	246	205
All Other Articles - - - - - <i>Value</i>	—	—	—	—	—	266	117	115	83	177
TOTAL	—	—	—	—	—	1,990	5,343	842	4,117	2,943
TOTAL OF BRITISH AND FOREIGN PRODUCE	—	—	—	—	—	25,896	21,358	19,738	19,085	26,291

ST. LUCIA.

IMPORTS THEREFROM.

PRINCIPAL AND OTHER ARTICLES.	QUANTITIES.					COMPUTED REAL VALUE.				
	1861.	1862.	1863.	1864.	1865.	1861.	1862.	1863.	1864.	1865.
Cocoa - - - - - <i>Lbs.</i>	126,301	151,706	183,177	154,936	166,969	£ 3,136	£ 3,782	£ 4,100	£ 3,544	£ 3,445
Coffee - - - - - "	45,780	—	—	3,561	—	1,499	—	—	118	—
Cotton, Raw - - - - - <i>Cwts.</i>	—	1	11	154	100	—	11	125	2,039	858
Spirits, Rum - - - - - <i>Gallons</i>	4,679	2,697	5,825	805	11,901	398	226	437	62	1,027
Sugar, Unrefined - - - - - <i>Cwts.</i>	95,747	97,367	95,711	85,821	99,471	110,172	106,143	101,507	117,466	109,362
" Molasses - - - - - "	3,651	3,622	5,188	3,868	4,334	2,045	1,823	2,862	2,783	2,491
Wood: Furniture and Hardwoods - - - - - <i>Tons</i>	—	1	4	13	84	—	10	32	150	946
Other Articles - - - - - <i>Value</i>	—	—	—	—	—	359	751	997	1,166	701
TOTAL	—	—	—	—	—	117,609	112,746	110,060	127,328	118,830

EXPORTS THERETO.

PRODUCE AND MANUFACTURES OF THE UNITED KINGDOM.										
PRINCIPAL AND OTHER ARTICLES.	QUANTITIES.					DECLARED REAL VALUE.				
	1861.	1862.	1863.	1864.	1865.	1861.	1862.	1863.	1864.	1865.
Apparel and Haberdashery - - - - - <i>Value</i>	—	—	—	—	—	£ 2,116	£ 1,290	£ 1,143	£ 2,906	£ 3,414
Arms and Ammunition: Fire Arms (Small) - <i>No.</i>	26	20	10	8	3	15	18	17	12	40
" " Gunpowder - <i>Lbs.</i>	2,725	275	1,100	1,600	400	128	10	41	60	20
" " Of other Kinds - <i>Value</i>	—	—	—	—	—	—	13	5	2	6
Beer and Ale - - - - - <i>Barrels</i>	144	61	44	44	134	525	229	139	154	415
Butter - - - - - <i>Cwts.</i>	9	—	2	—	11	46	—	10	—	69
Candles - - - - - <i>Lbs.</i>	20,952	7,601	5,451	10,928	8,395	794	309	215	391	273
Coals, Cinders, and Culm - - - - - <i>Tons</i>	274	133	187	69	83	231	93	134	65	67
Copper, Wrought and Unwrought - - - - - <i>Cwts.</i>	41	27	22	19	9	116	154	127	109	40
Cordage and Twine - - - - - <i>Value</i>	149	148	174	89	231	319	389	390	203	564
Corn: Grain, Meal, and Flour - - - - - <i>Value</i>	—	—	—	—	—	31	62	68	106	81
Cottons, Entered by the Yard - - - - - <i>Yards</i>	635,177	281,499	111,236	291,994	225,333	10,051	5,464	2,795	7,170	5,430
" " at Value - - - - - <i>Value</i>	—	—	—	—	—	551	493	93	185	376
Drugs and Chemical Products - - - - - "	—	—	—	—	—	229	79	134	224	230
Earthenware and Porcelain - - - - - "	—	—	—	—	—	884	117	735	961	260
Glass Manufactures - - - - - "	—	—	—	—	—	145	67	109	97	110
Hardwares and Cutlery, Unenumerated - <i>Cwts.</i>	856	295	314	417	315	2,183	1,028	954	986	1,099
Hats of all Kinds - - - - - <i>Doz.</i>	100	76	70	22	159	178	139	133	52	215
Iron, Wrought and Unwrought - - - - - <i>Tons</i>	83	60	88	84	107	1,606	1,068	1,594	1,597	2,076
Leather, Wrought and Unwrought - - - - - <i>Value</i>	—	—	—	—	—	708	575	415	478	873
" Saddlery and Harness - - - - - "	—	—	—	—	—	81	28	36	66	77
Linens, Entered by the Yards - - - - - <i>Yards</i>	140,876	72,352	57,745	108,566	84,062	3,833	1,836	1,581	3,746	2,495
Machinery: Steam Engines - - - - - <i>Value</i>	—	—	—	—	—	885	—	—	2,046	4
" All Other Sorts - - - - - "	—	—	—	—	—	413	1,086	232	877	865
Painters' Colors (not otherwise described) - "	—	—	—	—	—	115	73	112	47	35
Paper of all Sorts (including Paper Hangings) <i>Cwts.</i>	28	34	24	31	14	164	192	73	107	41
Silk Manufactures - - - - - <i>Value</i>	—	—	—	—	—	475	198	—	100	259
Soap - - - - - <i>Cwts.</i>	932	605	1,074	1,078	579	1,215	899	1,327	1,412	751
Stationery, other than Paper - - - - - <i>Value</i>	—	—	—	—	—	255	89	70	112	157
Sugar, Refined - - - - - <i>Cwts.</i>	271	388	149	303	316	832	1,143	274	540	502
Wood: Casks, Staves, and Hoops - - - - - <i>Value</i>	—	—	—	—	—	1,086	799	1,081	795	750
Woollens, Entered by the Yard - - - - - <i>Yards</i>	8,622	9,639	15,780	10,040	14,228	684	1,163	828	811	864
" " at Value - - - - - <i>Value</i>	—	—	—	—	—	42	38	102	8	41
All Other Articles - - - - - "	—	—	—	—	—	2,609	1,892	2,174	3,547	2,804
TOTAL	—	—	—	—	—	33,545	21,033	17,141	29,972	25,303

FOREIGN AND COLONIAL PRODUCE AND MANUFACTURES.

PRINCIPAL AND OTHER ARTICLES.	QUANTITIES.					COMPUTED REAL VALUE.				
	1861.	1862.	1863.	1864.	1865.	1861.	1862.	1863.	1864.	1865.
Cotton Manufactures: Piece Goods - <i>Pieces</i>	486	1,243	761	—	—	£ 317	£ 698	£ 525	—	—
" " Entered at Value - <i>Value</i>	—	—	—	—	—	156	18	—	—	—
Guano - - - - - <i>Tons</i>	24	46	39	22	84	266	528	441	244	947
Rice - - - - - <i>Cwts.</i>	1,352	2,551	4,663	2,208	1,539	873	1,563	2,837	1,251	1,058
Spirits: Brandy - - - - - <i>Proof Galls.</i>	301	181	114	222	463	133	78	41	68	123
" Rum - - - - - "	—	—	—	1,917	1,194	—	—	—	174	119
Wine - - - - - <i>Gallons</i>	1,436	809	500	1,473	1,305	513	259	178	510	375
All Other Articles - - - - - <i>Value</i>	—	—	—	—	—	256	249	542	307	126
TOTAL	—	—	—	—	—	2,514	3,393	4,564	2,554	2,748
TOTAL OF BRITISH AND FOREIGN PRODUCE	—	—	—	—	—	36,059	24,426	21,705	32,526	28,051

BRITISH WEST INDIA ISLANDS (Cont^d).
(ST. VINCENT.)

YEARS 1861 to 1865.

ST. VINCENT.
IMPORTS THEREFROM.

PRINCIPAL AND OTHER ARTICLES.	QUANTITIES.					COMPUTED REAL VALUE.				
	1861.	1862.	1863.	1864.	1865.	1861.	1862.	1863.	1864.	1865.
Arrowroot - - - - - Cwts.	12,654	8,448	11,436	12,243	17,691	£ 20,742	£ 14,991	£ 30,994	£ 30,567	£ 34,813
Cotton, Raw - - - - - "	486	378	636	217	572	2,292	2,721	7,247	2,707	4,786
Spirits, Rum - - - - - Gallons	206,529	227,555	175,469	120,303	186,658	17,847	17,005	13,223	9,839	15,920
Sugar, Unrefined - - - - - Cwts.	135,181	145,288	136,253	123,346	124,622	153,938	159,157	145,550	170,386	138,006
" Molasses - - - - - "	7,280	3,390	4,601	4,946	7,541	4,056	1,683	2,449	3,382	4,614
Tortoiseshell and Turtlesell - - - - - Lbs.	170	136	288	122	359	142	94	188	77	223
Other Articles - - - - - Value	—	—	—	—	—	712	1,313	798	1,163	666
TOTAL - - - - -	—	—	—	—	—	199,729	196,964	200,449	218,121	199,028

EXPORTS THERETO.

PRODUCE AND MANUFACTURES OF THE UNITED KINGDOM.										
PRINCIPAL AND OTHER ARTICLES.	QUANTITIES.					DECLARED REAL VALUE.				
	1861.	1862.	1863.	1864.	1865.	1861.	1862.	1863.	1864.	1865.
Apparel and Haberdashery - - - - - Value	—	—	—	—	—	£ 3,858	£ 4,191	£ 2,221	£ 5,972	£ 3,162
Arms and Ammunition: Fire Arms (Small) - - - - - No.	—	16	—	50	—	—	30	—	65	—
" " Gunpowder - - - - - Lbs.	1,299	2,680	—	—	—	57	125	—	—	—
" " Of other Kinds - - - - - Value	—	—	—	—	—	—	83	13	177	—
Beer and Ale - - - - - Barrels	493	36,367	391	341	383	1,733	1,111	1,248	1,094	1,224
Butter - - - - - Cwts.	96	165	89	236	199	492	592	468	731	794
Candles - - - - - Lbs.	48,570	43,174	22,352	26,190	47,494	1,555	1,423	709	777	1,224
Coals, Cinders, and Culm - - - - - Tons	2,606	479	1,077	616	515	1,596	480	759	577	574
Copper, Wrought and Unwrought - - - - - Cwts.	12	34	21	91	94	78	211	127	425	494
Cordage and Twine - - - - - "	185	203	167	241	450	391	633	438	625	1,103
Corn: Grain, Meal, and Flour - - - - - Value	—	—	—	—	—	789	962	471	884	970
Cottons, Entered by the Yard - - - - - Yards	581,134	413,044	286,587	469,318	213,222	8,234	6,223	5,605	11,054	4,579
" " at Value - - - - - Value	—	—	—	—	—	530	410	225	533	161
Drugs and Chemical Products - - - - - "	—	—	—	—	—	828	702	605	719	1,616
Earthenware and Porcelain - - - - - "	—	—	—	—	—	956	834	881	740	322
Glass Manufactures - - - - - "	—	—	—	—	—	326	283	234	272	292
Hardwares and Cutlery, Unenumerated - - - - - Cwts.	554	501	458	689	676	2,095	1,263	1,531	2,119	2,237
Hats of all Sorts - - - - - Doz.	309	349	119	366	212	540	863	271	499	315
Iron, Wrought and Unwrought - - - - - Tons	118	97	132	155	167	2,453	2,216	2,227	3,990	3,780
Leather, Wrought and Unwrought - - - - - Value	—	—	—	—	—	2,043	2,595	2,814	2,742	2,106
" Saddlery and Harness - - - - - "	—	—	—	—	—	666	530	403	391	348
Linens, Entered by the Yard - - - - - Yards	47,737	46,475	23,045	71,777	52,883	1,171	1,015	642	2,056	1,554
Machinery: Steam Engines - - - - - Value	—	—	—	—	—	85	525	196	—	1,496
" All other Sorts - - - - - "	—	—	—	—	—	576	584	210	1,214	1,907
Painters' Colors (not otherwise described) - - - - - "	—	—	—	—	—	246	176	221	308	219
Paper of all Sorts (including Paper Hangings) - - - - - Cwts.	44	51	49	118	68	258	237	204	313	300
Silk Manufactures - - - - - Value	—	—	—	—	—	116	315	208	729	110
Soap - - - - - Cwts.	1,286	1,723	1,188	981	1,445	1,768	2,160	1,549	1,270	1,891
Stationery, other than Paper - - - - - Value	—	—	—	—	—	416	283	289	185	304
Sugar, Refined - - - - - Cwts.	101	156	202	76	148	297	414	380	117	224
Wood: Casks, Staves, and Hoops - - - - - Value	—	—	—	—	—	1,433	2,324	2,074	2,469	2,816
Woollens, Entered by the Yard - - - - - Yards	9,761	11,369	9,569	28,465	19,472	1,099	1,076	399	1,782	1,041
" " at Value - - - - - Value	—	—	—	—	—	17	37	21	71	105
All Other Articles - - - - - "	—	—	—	—	—	7,316	6,430	6,660	7,714	9,004
TOTAL - - - - -	—	—	—	—	—	44,008	41,336	34,305	52,614	46,272

FOREIGN AND COLONIAL PRODUCE AND MANUFACTURES.

PRINCIPAL AND OTHER ARTICLES.	QUANTITIES.					COMPUTED REAL VALUE.				
	1861.	1862.	1863.	1864.	1865.	1861.	1862.	1863.	1864.	1865.
Butter - - - - - Cwts.	82	175	202	208	307	£ 405	£ 831	£ 929	£ 1,115	£ 1,557
Candles, Stearine - - - - - "	—	27	—	39	56	—	131	—	155	200
Guano - - - - - Tons	29	164	76	12	34	325	1,899	869	133	383
Rice - - - - - Cwts.	1,165	863	5,256	9,315	1,529	752	529	3,197	5,278	1,051
Spirits: Brandy - - - - - Proof Gallons	898	772	842	455	908	397	335	302	139	242
" Sweetened and Perfumed - - - - - Gallons	107	98	24	876	470	107	98	24	876	470
Tea - - - - - Lbs.	2,584	3,016	1,987	2,310	2,656	183	239	155	176	221
Wine - - - - - Gallons	2,369	3,340	3,802	2,254	3,798	842	1,089	1,360	827	1,118
All Other Articles - - - - - Value	—	—	—	—	—	708	1,088	955	411	502
TOTAL - - - - -	—	—	—	—	—	3,719	6,239	7,791	9,110	5,744
TOTAL OF BRITISH AND FOREIGN PRODUCE - - - - -	—	—	—	—	—	47,727	47,575	42,096	61,724	52,016

YEARS 1861 to 1865.

BRITISH WEST INDIA ISLANDS (Contd).
(BARBADOES.)BARBADOES.
IMPORTS THEREFROM.

PRINCIPAL AND OTHER ARTICLES.	QUANTITIES.					COMPUTED REAL VALUE.				
	1861.	1862.	1863.	1864.	1865.	1861.	1862.	1863.	1864.	1865.
Aloes - - - - - Lbs.	31,994	24,998	29,669	32,096	75,965	£ 3,564	£ 2,429	£ 2,650	£ 3,152	£ 6,654
Arrowroot - - - - - Cwts.	336	377	219	192	594	391	443	433	339	693
Cotton, Raw - - - - - "	352	147	16,556	1,200	3,419	1,668	1,905	173,938	15,119	31,552
Spirits: Rum - - - - - Gallons	59,475	53,195	15,640	4,152	8,272	5,153	3,857	1,136	329	751
Sugar, Unrefined - - - - - Cwts.	796,117	701,255	649,969	539,706	664,764	941,047	791,456	693,721	756,110	736,745
" Molasses - - - - - "	79,890	38,020	20,665	24,594	27,738	43,097	18,914	10,857	16,599	17,019
Tamarinds - - - - - Lbs.	159,921	118,491	259,630	162,219	123,219	1,415	1,442	2,821	1,226	924
All Other Articles - - - - - Value	—	—	—	—	—	4,373	8,738	6,384	3,605	3,950
TOTAL - - - - -	—	—	—	—	—	1,000,708	829,184	891,940	796,479	798,288

EXPORTS THERETO.

PRODUCE AND MANUFACTURES OF THE UNITED KINGDOM.										
PRINCIPAL AND OTHER ARTICLES.	QUANTITIES.					DECLARED REAL VALUE.				
	1861.	1862.	1863.	1864.	1865.	1861.	1862.	1863.	1864.	1865.
Apparel and Haberdashery - - - - - Value	—	—	—	—	—	£ 34,179	£ 27,732	£ 27,135	£ 34,156	£ 38,690
Arms and Ammunition: Fire Arms (Small) - - - - - No.	49	50	67	23	12	201	162	125	117	103
" " Gunpowder - - - - - Lbs.	37,785	46,991	48,850	42,161	45,957	1,270	1,367	1,729	1,290	1,230
" " Of Other Kinds - - - - - Value	—	—	—	—	—	—	—	50	90	35
Beer and Ale - - - - - Barrels	4,423	3,179	3,394	4,000	4,781	13,217	8,797	9,888	12,879	14,723
Butter - - - - - Cwts.	2,829	2,148	2,510	1,936	2,026	12,614	9,649	10,362	8,594	10,536
Candles - - - - - Lbs.	171,282	80,580	58,466	70,182	83,397	7,661	3,331	2,164	2,426	2,565
Coals, Cinders, and Culm - - - - - Tons	17,445	12,380	8,040	9,494	13,428	8,849	5,766	3,596	4,553	6,540
Copper, Wrought and Unwrought - - - - - Cwts.	1,095	677	237	915	810	6,990	4,022	1,532	5,401	4,845
Cordage and Twine - - - - - "	1,320	1,039	777	1,311	1,438	2,658	2,765	1,633	2,969	3,779
Corn: Grain, Meal, and Flour - - - - - Value	—	—	—	—	—	22,844	18,845	24,655	18,606	18,824
Cottons, Entered by the Yard - - - - - Yards	8,236,222	3,702,416	2,937,082	5,160,257	6,614,561	129,885	61,354	56,698	109,843	136,134
" " at Value - - - - - Value	—	—	—	—	—	5,249	6,208	4,184	6,521	5,904
Drugs and Chemical Products - - - - - "	—	—	—	—	—	2,930	4,151	3,232	4,712	3,269
Earthenware and Porcelain - - - - - "	—	—	—	—	—	4,356	3,936	2,190	5,204	4,688
Glass Manufactures - - - - - "	—	—	—	—	—	3,585	2,405	1,932	2,343	2,222
Hardwares and Cutlery, Unenumerated - - - - - Cwts.	2,630	1,861	1,708	2,093	2,281	10,255	9,050	6,191	7,344	9,579
Hats of all Sorts - - - - - Dozen	4,647	4,301	2,488	2,408	3,086	6,499	6,745	4,058	4,469	5,513
Iron, Wrought and Unwrought - - - - - Tons	949	744	492	1,211	730	12,547	11,812	7,130	20,721	11,027
Leather, Wrought and Unwrought - - - - - Value	—	—	—	—	—	22,946	21,395	15,017	18,400	19,292
" Saddlery and Harness - - - - - "	—	—	—	—	—	2,826	1,765	1,828	1,803	2,031
Linens, Entered by the Yard - - - - - Yards	813,070	631,130	444,156	928,007	878,816	21,954	16,561	13,711	27,842	25,608
Machinery: Steam Engines - - - - - Value	—	—	—	—	—	855	1,438	2,621	504	1,836
" All Other Sorts - - - - - "	—	—	—	—	—	6,663	4,218	3,088	4,940	5,883
Painter's Colours (not otherwise described) - - - - - "	—	—	—	—	—	1,863	1,058	1,470	1,173	1,028
Paper of all Sorts (including Paper Hangings) - - - - - Cwts.	561	533	689	684	902	2,339	1,681	2,418	1,993	2,603
Silk Manufactures - - - - - Value	—	—	—	—	—	9,103	5,718	5,926	2,881	1,165
Soap - - - - - Cwts.	19,411	15,944	9,010	5,386	6,775	19,386	15,307	11,019	6,453	8,873
Stationery, other than Paper - - - - - Value	—	—	—	—	—	2,523	1,100	1,406	1,503	899
Sugar, Refined - - - - - Cwts.	1,386	1,776	1,382	2,100	875	3,986	4,962	2,692	3,299	1,326
Wood: Casks, Staves, and Hoops - - - - - Value	—	—	—	—	—	9,223	7,062	7,897	5,894	6,003
Woollens, Entered by the Yard - - - - - Yards	251,177	168,480	240,351	282,392	252,012	22,465	19,621	17,251	20,303	16,817
" " at Value - - - - - Value	—	—	—	—	—	601	528	691	787	786
All Other Articles - - - - - "	—	—	—	—	—	48,863	43,482	42,862	65,359	46,176
TOTAL - - - - -	—	—	—	—	—	461,385	333,993	298,381	415,372	420,532

FOREIGN AND COLONIAL PRODUCE AND MANUFACTURES.

PRINCIPAL AND OTHER ARTICLES.	QUANTITIES.					COMPUTED REAL VALUE.				
	1861.	1862.	1863.	1864.	1865.	1861.	1862.	1863.	1864.	1865.
Butter - - - - - Cwts.	63	158	307	1,101	1,789	£ 311	£ 751	£ 1,412	£ 5,899	£ 9,072
Corn, Maize or Indian - - - - - "	—	—	—	471	3,591	—	—	—	148	1,137
" Wheatmeal or Flour - - - - - "	2,474	—	—	—	—	1,982	—	—	—	—
Cotton Manufactures, Piece Goods - - - - - Pieces	5,406	4,613	6,086	4,118	1,223	2,497	2,197	2,620	1,787	704
" " Entered at Value - - - - - Value	—	—	—	—	—	2,525	528	110	596	17
Fish Cured, Unenumerated - - - - - Cwts.	17	21	11	57	32	68	87	69	290	156
Guano - - - - - Tons	1,190	202	21	1,157	56	13,487	2,333	233	12,833	631
Nitre, Cubic - - - - - Cwts.	2,276	1,791	3,602	1,828	1,372	1,479	1,209	2,566	1,394	892
Oil, Cocoa Nut - - - - - "	870	743	1,077	941	776	2,045	1,941	2,533	1,796	1,679
Pepper - - - - - Lbs.	14,285	6,050	8,127	24,815	8,114	238	101	127	362	118
Pork, Salted - - - - - Cwts.	2	—	—	1,252	—	5	—	—	2,660	—
Rice - - - - - "	21,444	24,904	47,435	43,191	41,661	13,849	15,254	28,856	24,475	28,642
Spirits, Brandy - - - - - Proof Gallons	11,579	11,776	12,794	14,223	8,173	5,114	5,103	4,584	4,356	2,179
" Sweetened and Perfumed - - - - - Gallons	655	650	123	620	822	655	650	123	620	822
Tea - - - - - Lbs.	26,918	18,902	19,215	29,694	23,938	1,907	1,496	1,501	2,258	1,995
Wine - - - - - Gallons	20,793	19,398	21,462	28,461	26,082	7,257	5,822	6,561	8,598	7,074
All Other Articles - - - - - Value	—	—	—	—	—	2,846	3,261	2,896	3,418	2,930
TOTAL - - - - -	—	—	—	—	—	56,265	40,733	54,191	71,490	58,048
TOTAL OF BRITISH AND FOREIGN PRODUCE - - - - -	—	—	—	—	—	517,650	374,726	352,572	486,862	478,580

BRITISH WEST INDIA ISLANDS (Cont^d).
(GRENADA.)

YEARS 1861 TO 1865.

GRENADA.
IMPORTS THEREFROM.

PRINCIPAL AND OTHER ARTICLES.	QUANTITIES.					COMPUTED REAL VALUE.				
	1861.	1862.	1863.	1864.	1865.	1861.	1862.	1863.	1864.	1865.
Cocoa - - - - - Lbs.	1,148,722	1,378,925	1,137,005	883,331	1,194,698	£ 28,355	£ 34,932	£ 25,321	£ 22,292	£ 30,003
Cotton, Raw - - - - - Cwts.	671	608	1,154	1,382	2,932	3,369	5,290	12,809	17,666	27,370
Fish, Turtle - - - - - "	9	57	—	77	45	76	483	—	644	374
Seeds, Cotton - - - - - Tons	—	4	39	58	79	—	34	301	419	590
Spirits: Rum - - - - - Gallons	116,254	57,978	88,205	49,315	82,312	9,740	4,269	6,481	3,916	7,035
Sugar, Unrefined - - - - - Cwts.	83,498	58,200	90,181	85,383	74,516	94,380	62,684	93,559	113,886	81,678
" Molasses - - - - - "	1,722	637	157	1,032	863	1,026	305	80	702	519
Tortoiseshell and Turtlesell - - - - - Lbs.	436	308	371	533	499	181	188	136	248	231
All Other Articles - - - - - Value	—	—	—	—	—	1,901	1,545	1,465	1,178	1,435
TOTAL - - - - -	—	—	—	—	—	139,028	109,730	140,152	160,951	149,235

EXPORTS THERETO.

PRODUCE AND MANUFACTURES OF THE UNITED KINGDOM.

PRINCIPAL AND OTHER ARTICLES.	QUANTITIES.					DECLARED REAL VALUE.				
	1861.	1862.	1863.	1864.	1865.	1861.	1862.	1863.	1864.	1865.
Apparel and Haberdashery - - - - - Value	—	—	—	—	—	£ 3,558	£ 5,223	£ 3,096	£ 3,639	£ 6,747
Arms and Ammunition: Fire Arms (Small) - - - - - No.	8	7	4	12	1	19	21	20	10	15
" " Gunpowder - - - - - Lbs.	1,008	769	1,257	373	1,907	66	44	67	19	93
" " Of Other Kinds - - - - - Value	—	—	—	—	—	—	31	18	15	2
Beer and Ale - - - - - Barrels	274	234	252	202	229	1,092	964	985	722	825
Butter - - - - - Cwts.	26	16	13	28	16	141	92	63	132	86
Candles - - - - - Lbs.	36,164	18,539	12,229	16,180	17,706	1,527	725	558	634	570
Coals, Cinders, and Culm - - - - - Tons	6,995	4,003	4,341	4,985	3,882	3,655	2,181	2,469	2,757	2,132
Copper, Wrought and Unwrought - - - - - Cwts.	45	2	15	10	25	274	8	85	52	125
Cordage and Twine - - - - - "	229	305	337	291	339	518	946	806	486	939
Corn: Grain, Meal, and Flour - - - - - Value	—	—	—	—	—	538	452	613	287	355
Cottons, Entered by the Yard - - - - - Yards	284,785	359,777	203,473	338,572	425,777	4,410	6,663	4,357	7,731	9,109
" " at Value - - - - - Value	—	—	—	—	—	307	249	130	93	378
Drugs and Chemical Products - - - - - "	—	—	—	—	—	809	911	884	753	1,266
Earthenware and Porcelain - - - - - "	—	—	—	—	—	504	930	317	430	589
Glass Manufactures - - - - - "	—	—	—	—	—	429	358	380	217	354
Hardware and Cutlery, Unenumerated - - - - - Cwts.	621	537	529	555	484	1,849	1,519	1,528	1,473	1,632
Hats of all Sorts - - - - - Dozen	197	531	136	140	298	338	670	284	284	527
Iron, Wrought and Unwrought - - - - - Tons	79	98	79	71	75	1,565	1,919	1,553	1,697	1,550
Leather, Wrought and Unwrought - - - - - Value	—	—	—	—	—	1,401	2,010	1,529	1,390	1,521
" Saddlery and Harness - - - - - "	—	—	—	—	—	561	523	734	357	468
Linens, Entered by the Yard - - - - - Yards	28,726	56,798	45,274	81,228	82,876	782	1,503	1,337	2,285	2,442
Machinery, Steam Engines - - - - - Value	—	—	—	—	—	—	509	408	1,683	1,193
" All other Sorts - - - - - "	—	—	—	—	—	1,022	990	1,281	1,277	438
Painter's Colours (not otherwise described) - - - - - "	—	—	—	—	—	122	200	223	160	142
Paper of all Sorts (including Paper Hangings) - - - - - Cwts.	49	80	27	68	48	252	234	86	234	215
Silk Manufactures - - - - - Value	—	—	—	—	—	253	298	256	86	229
Soap - - - - - Cwts.	1,939	831	1,400	1,283	1,081	2,541	1,135	1,867	1,798	1,438
Stationery, other than Paper - - - - - Value	—	—	—	—	—	160	214	134	86	193
Sugar, Refined - - - - - Cwts.	182	819	172	64	261	515	2,143	268	94	398
Wood: Casks, Staves, and Hoops - - - - - Value	—	—	—	—	—	950	2,233	2,583	1,514	1,345
Woolens, Entered by the Yard - - - - - Yards	10,715	18,443	11,059	14,313	19,909	1,224	2,013	891	892	1,663
" " at Value - - - - - Value	—	—	—	—	—	63	45	54	—	8
All Other Articles - - - - - "	—	—	—	—	—	6,850	6,880	6,573	6,012	7,078
TOTAL - - - - -	—	—	—	—	—	38,295	44,836	36,437	39,299	45,065

FOREIGN AND COLONIAL PRODUCE AND MANUFACTURES.

PRINCIPAL AND OTHER ARTICLES.	QUANTITIES.					COMPUTED REAL VALUE.				
	1861.	1862.	1863.	1864.	1865.	1861.	1862.	1863.	1864.	1865.
Candles, Stearine - - - - - Cwts.	500	—	—	—	—	£ 2,400	—	—	—	—
Cotton Manufactures, Piece Goods - - - - - Pieces	854	1,405	1,150	648	1,433	441	559	601	342	508
Guano - - - - - Tons	63	13	83	178	111	714	150	946	1,974	1,252
Indigo - - - - - Cwts.	2	1	4	1	4	72	35	112	29	121
Rice - - - - - "	752	1,145	3,017	2,370	2,200	486	701	1,835	1,343	1,512
Spirits: Brandy - - - - - Proof Gallons	434	411	499	403	427	192	178	179	123	114
" Sweetened and Perfumed - - - - - Gallons	47	49	53	250	48	47	49	53	250	48
Tea - - - - - Lbs.	1,288	1,944	2,157	1,308	2,376	91	154	168	99	198
Wine - - - - - Gallons	3,660	4,625	4,100	4,160	4,627	1,295	1,430	1,404	1,417	1,313
All Other Articles - - - - - Value	—	—	—	—	—	635	363	336	571	398
TOTAL - - - - -	—	—	—	—	—	6,373	3,619	5,634	6,148	5,464
TOTAL OF BRITISH AND FOREIGN PRODUCE - - - - -	—	—	—	—	—	44,668	48,455	42,071	45,447	50,529

YEARS 1861 TO 1865.

BRITISH WEST INDIA ISLANDS (Contd.)
(TOBAGO.)

TOBAGO.

IMPORTS THEREFROM.

PRINCIPAL AND OTHER ARTICLES.	QUANTITIES.					COMPUTED REAL VALUE.				
	1861.	1862.	1863.	1864.	1865.	1861.	1862.	1863.	1864.	1865.
Cotton, Raw - - - - - <i>Cwts.</i>	2	6	30	161	73	£ 9	£ 52	£ 379	£ 1,732	£ 657
Nuts, Cocoa - - - - - <i>No.</i>	124,114	176,656	185,448	154,042	218,010	766	1,220	1,227	1,507	1,819
Spirits, Rum - - - - - <i>Gallons</i>	120,393	131,917	118,266	62,879	91,149	10,370	9,627	8,587	5,015	7,909
Sugar, Unrefined - - - - - <i>Cwts.</i>	55,336	72,303	47,533	43,357	49,749	64,161	80,601	52,102	61,581	55,234
" Molasses - - - - - <i>"</i>	260	1,717	942	4,209	3,466	141	867	506	2,699	2,145
Tortoiseshell and Turtlesell - - - - - <i>Lbs.</i>	332	316	238	559	653	199	222	171	277	344
All Other Articles - - - - - <i>Value</i>	—	—	—	—	—	304	361	285	416	356
TOTAL - - - - -	—	—	—	—	—	75,950	92,950	63,257	73,227	68,464

EXPORTS THERETO.

PRODUCE AND MANUFACTURES OF THE UNITED KINGDOM.

PRINCIPAL AND OTHER ARTICLES.	QUANTITIES.					DECLARED REAL VALUE.				
	1861.	1862.	1863.	1864.	1865.	1861.	1862.	1863.	1864.	1865.
Apparel and Haberdashery - - - - - <i>Value</i>	—	—	—	—	—	£ 1,580	£ 1,701	£ 1,425	£ 1,441	£ 1,630
Arms and Ammunition: Fire Arms (Small) <i>No.</i>	8	4	4	18	—	23	6	10	15	—
" " Gunpowder - - - - - <i>Lbs.</i>	180	149	436	670	100	14	10	32	37	4
" " Of Other Kinds - - - - - <i>Value</i>	—	—	—	—	—	—	—	4	—	30
Beer and Ale - - - - - <i>Barrels</i>	149	113	287	146	130	591	444	894	473	399
Butter - - - - - <i>Cwts.</i>	22	17	26	22	28	122	94	93	123	159
Candles - - - - - <i>Lbs.</i>	8,316	6,358	9,440	3,294	7,196	323	247	297	109	207
Coals, Cinders, and Culm - - - - - <i>Tons</i>	865	977	1,768	361	734	722	821	1,126	357	847
Copper, Wrought and Unwrought - - - - - <i>Cwts.</i>	33	71	8	53	31	397	510	60	323	202
Cordage and Twine - - - - - <i>"</i>	100	163	67	113	128	257	422	187	207	467
Corn: Grain, Meal, and Flour - - - - - <i>Value</i>	—	—	—	—	—	452	512	385	354	360
Cottons, Entered by the Yard - - - - - <i>Yards</i>	72,679	65,883	86,442	59,796	88,268	1,329	1,049	1,929	1,640	2,079
" " at Value - - - - - <i>Value</i>	—	—	—	—	—	57	131	110	136	35
Drugs and Chemical Products - - - - - <i>"</i>	—	—	—	—	—	282	221	184	202	210
Earthenware and Porcelain - - - - - <i>"</i>	—	—	—	—	—	447	208	355	115	175
Glass Manufactures - - - - - <i>"</i>	—	—	—	—	—	116	127	131	44	44
Hardwares and Cutlery, Unenumerated - - - - - <i>Cwts.</i>	283	300	298	272	297	893	757	858	591	854
Hats of all Sorts - - - - - <i>Dozen</i>	46	33	69	48	34	110	55	114	108	91
Iron, Wrought and Unwrought - - - - - <i>Tons</i>	53	66	30	32	42	1,162	1,249	563	723	843
Leather, Wrought and Unwrought - - - - - <i>Value</i>	—	—	—	—	—	218	436	491	422	345
" Saddlery and Harness - - - - - <i>"</i>	—	—	—	—	—	449	282	236	129	237
Linens, Entered by the Yard - - - - - <i>Yards</i>	16,348	5,874	14,419	20,389	12,330	317	152	310	727	378
Machinery: Steam Engines - - - - - <i>Value</i>	—	—	—	—	—	599	168	269	530	233
" All Other Sorts - - - - - <i>"</i>	—	—	—	—	—	807	495	531	982	338
Painters' Colours (not otherwise described) - - - - - <i>"</i>	—	—	—	—	—	176	84	103	48	49
Paper of all Sorts (including Paper Hangings) - - - - - <i>Cwts.</i>	2	2	7	1	4	18	10	44	5	23
Silk Manufactures - - - - - <i>Value</i>	—	—	—	—	—	57	15	90	12	63
Soap - - - - - <i>Cwts.</i>	536	574	508	229	559	620	858	682	316	737
Stationery, other than Paper - - - - - <i>Value</i>	—	—	—	—	—	134	119	102	227	85
Sugar, Refined - - - - - <i>Cwts.</i>	56	68	24	11	61	177	199	38	17	94
Wood: Casks, Staves, and Hoops - - - - - <i>Value</i>	—	—	—	—	—	2,709	2,501	1,901	1,531	2,376
Woollens, Entered by the Yard - - - - - <i>Yards</i>	12,291	2,018	8,171	7,267	2,071	616	235	537	741	318
" " at Value - - - - - <i>Value</i>	—	—	—	—	—	10	10	9	2	7
All Other Articles - - - - - <i>"</i>	—	—	—	—	—	3,331	3,381	2,809	2,309	2,706
TOTAL - - - - -	—	—	—	—	—	19,115	17,509	16,909	14,796	16,625

FOREIGN AND COLONIAL PRODUCE AND MANUFACTURES.

PRINCIPAL AND OTHER ARTICLES.	QUANTITIES.					COMPUTED REAL VALUE.				
	1861.	1862.	1863.	1864.	1865.	1861.	1862.	1863.	1864.	1865.
Coffee - - - - - <i>Lbs.</i>	1,076	3,367	1,469	595	2,133	£ 33	£ 123	£ 53	£ 20	£ 71
Guano - - - - - <i>Tons</i>	31	11	—	—	17	351	129	—	—	192
Indigo - - - - - <i>Cwts.</i>	—	—	1	4	—	—	—	28	118	—
Rice - - - - - <i>"</i>	43	413	414	83	38	28	253	252	47	26
Spirits: Brandy - - - - - <i>Proof Gallons</i>	682	469	393	351	644	301	203	141	108	172
" Sweetened and Perfumed - - - - - <i>Gallons</i>	14	3	8	5	127	14	3	8	5	127
Tea - - - - - <i>Lbs.</i>	1,130	1,732	991	996	831	80	137	77	76	68
Tobacco, Unmanufactured and Manufactured - - - - - <i>"</i>	4,736	7,877	5,956	2,341	2,928	166	355	307	130	110
Wine - - - - - <i>Gallons</i>	1,583	632	963	508	875	552	192	308	152	242
All Other Articles - - - - - <i>Value</i>	—	—	—	—	—	47	171	85	35	113
TOTAL - - - - -	—	—	—	—	—	1,572	1,566	1,259	691	1,121
TOTAL OF BRITISH AND FOREIGN PRODUCE - - - - -	—	—	—	—	—	20,687	19,075	18,168	15,487	17,746

TRINIDAD.

IMPORTS THEREFROM.

PRINCIPAL AND OTHER ARTICLES.	QUANTITIES.					COMPUTED REAL VALUE.				
	1861.	1862.	1863.	1864.	1865.	1861.	1862.	1863.	1864.	1865.
Asphalte - - - - - Tons	100	471	—	423	3,572	£ 1,000	£ 4,710	£ —	£ 5,552	£ 53,288
” Pitch - - - - - Cwts.	12	—	—	1,189	14,594	5	—	—	753	7,310
Cocoa - - - - - Lbs.	3,339,593	2,930,692	4,369,518	2,769,549	3,210,463	95,941	89,438	123,281	85,020	109,662
Cotton, Raw - - - - - Cwts.	154	344	162	500	5,253	662	2,148	1,857	5,913	46,997
Nuts, Cocoa - - - - - Number	172,632	140,586	143,120	128,311	156,808	1,051	990	954	1,253	1,339
Spirits, Rum - - - - - Gallons	272,595	282,998	265,297	62,080	95,607	23,432	20,970	19,596	4,901	8,451
Sugar, Unrefined - - - - - Cwts.	530,009	687,299	600,482	670,793	555,835	590,225	738,111	607,930	927,139	598,411
” Sugar Cane Juice - - - - - ”	540	142	548	1,933	2,620	438	111	377	1,890	2,011
” Molasses - - - - - ”	81,169	77,482	88,582	92,249	74,701	46,376	38,085	45,212	61,415	44,641
Other Articles - - - - - Value	—	—	—	—	—	3,831	5,788	4,893	2,335	4,987
TOTAL - - - - -	—	—	—	—	—	762,961	900,351	804,100	1,096,171	877,097

EXPORTS THERETO.

PRINCIPAL AND OTHER ARTICLES.	QUANTITIES.					DECLARED REAL VALUE.				
	1861.	1862.	1863.	1864.	1865.	1861.	1862.	1863.	1864.	1865.
Apparel and Haberdashery - - - - - Value	—	—	—	—	—	£ 31,222	£ 42,703	£ 28,542	£ 51,577	£ 51,697
Arms and Ammunition :										
Fire-arms (small) - - - - - No.	181	115	52	191	171	223	107	77	205	244
Gunpowder - - - - - Lbs.	21,000	14,030	38,098	47,112	34,166	778	651	1,750	1,788	1,485
Of Other Kinds - - - - - Value	—	—	—	—	—	20	471	311	374	241
Beer and Ale - - - - - Barrels	2,960	2,850	2,960	4,068	4,343	11,397	10,581	10,808	14,749	15,568
Butter - - - - - Cwts.	145	152	122	474	934	663	819	600	2,505	5,328
Candles - - - - - Lbs.	111,945	84,360	36,084	88,288	102,456	5,453	4,033	1,543	3,263	3,123
Coals, Cinders, and Culm - - - - - Tons	8,742	8,345	7,470	6,518	5,554	5,617	6,114	4,067	3,827	3,297
Copper, Wrought and Unwrought - - - - - Cwts.	450	186	244	325	208	2,379	1,003	1,220	1,701	1,017
Cordage and Twine - - - - - ”	957	1,083	1,062	1,671	1,392	1,968	3,161	2,328	3,250	3,241
Corn : Grain, Meal, and Flour - - - - - Value	—	—	—	—	—	9,614	9,365	7,055	6,999	6,521
Cottons, Entered by the Yard - - - - - Yards	4,636,485	1,960,775	1,893,807	4,004,832	3,181,192	74,271	39,752	44,812	104,259	74,595
” ” at Value - - - - - Value	—	—	—	—	—	4,064	4,423	2,968	4,772	4,066
Drugs and Chemical Products - - - - - ”	—	—	—	—	—	3,244	8,092	4,808	4,004	5,459
Earthenware and Porcelain - - - - - ”	—	—	—	—	—	3,689	2,266	3,589	4,211	3,516
Glass Manufactures - - - - - ”	—	—	—	—	—	4,250	3,909	4,179	4,099	4,052
Hardwares and Cutlery, Unenumerated - - - - - Cwts.	1,752	1,298	1,456	3,202	2,867	7,512	6,027	6,148	10,870	9,355
Hats of all Sorts - - - - - Dozen	1,613	1,313	1,766	2,911	2,648	2,804	2,698	2,706	4,870	4,806
Iron, Wrought and Unwrought - - - - - Tons	1,453	679	1,046	2,003	1,015	18,413	13,117	15,060	30,878	20,021
Leather, Wrought and Unwrought - - - - - Value	—	—	—	—	—	6,603	15,888	12,870	13,572	14,217
” Saddlery and Harness - - - - - ”	—	—	—	—	—	4,700	10,058	2,849	3,896	4,059
Linens, Entered by the Yard - - - - - Yards	703,748	580,535	669,489	1,005,124	841,518	18,046	16,552	20,156	33,304	25,179
Machinery : Steam Engines - - - - - Value	—	—	—	—	—	5,469	1,035	2,974	5,790	2,890
” All Other Sorts - - - - - ”	—	—	—	—	—	5,824	5,864	8,027	9,445	8,279
Painters' Colours (not otherwise described) - - - - - ”	—	—	—	—	—	1,485	1,233	1,033	2,387	1,293
Paper of all Sorts (including Paper Hangings) - - - - - Cwts.	581	787	670	1,159	579	1,643	1,906	1,849	2,553	1,415
Silk Manufactures - - - - - Value	—	—	—	—	—	1,195	1,092	1,339	1,517	632
Soap - - - - - Cwts.	11,393	7,941	10,471	8,843	7,917	14,342	9,326	13,009	11,600	10,156
Stationery, other than Paper - - - - - Value	—	—	—	—	—	1,598	1,026	1,284	1,433	1,808
Sugar, Refined - - - - - Cwts.	2,187	3,054	3,025	2,931	4,112	6,352	8,683	6,606	4,473	6,217
Wood : Casks, Staves, and Hoops - - - - - Value	—	—	—	—	—	12,136	15,037	15,816	10,577	12,904
Woollens, Entered by the Yard - - - - - Yards	107,844	176,523	98,765	144,635	123,161	9,868	20,608	8,319	11,404	9,765
” ” at Value - - - - - Value	—	—	—	—	—	184	870	244	392	233
All other Articles - - - - - ”	—	—	—	—	—	39,321	39,583	42,655	49,351	53,452
TOTAL - - - - -	—	—	—	—	—	316,347	308,053	281,601	419,895	370,131

FOREIGN AND COLONIAL PRODUCE AND MANUFACTURES.

PRINCIPAL AND OTHER ARTICLES.	QUANTITIES.					COMPUTED REAL VALUE.				
	1861.	1862.	1863.	1864.	1865.	1861.	1862.	1863.	1864.	1865.
Butter - - - - - Cwts.	89	533	702	2,251	1,938	£ 439	£ 2,532	£ 3,229	£ 12,062	£ 9,827
Candles, Stearine - - - - - ”	40	—	129	204	168	192	—	573	809	598
Cotton Manufactures, Piece Goods - - - - - Pieces	2,470	3,362	5,051	5,882	1,137	1,431	1,787	2,332	3,207	540
” ” Entered at Value - - - - - Value	—	—	—	—	—	347	76	—	834	130
Guano - - - - - Tons	68	79	40	45	22	770	916	456	499	248
Iron and Steel, Wrought - - - - - Cwts.	170	3	857	518	230	196	25	860	939	250
Leather Manufactures, Boots and Shoes - - - - - Pairs	8,568	1,400	1,232	2,916	1,416	3,478	527	498	1,008	345
Oil, Cocoa Nut - - - - - Cwts.	149	376	30	854	272	350	982	71	1,630	588
Opium - - - - - Lbs.	2,733	3,408	3,023	3,666	4,410	2,198	2,897	2,759	3,024	3,160
Pork, Salted - - - - - Cwts.	—	—	—	640	—	—	—	—	1,360	—
Rice - - - - - ”	10,600	14,839	7,544	20,089	1,759	6,846	9,089	4,589	11,383	1,172
Spirits, Brandy - - - - - Proof Gallons	4,283	7,846	8,892	7,019	8,570	1,892	3,400	3,186	2,150	2,285
” Sweetened and Perfumed - - - - - Gallons	196	76	46	4,767	2,218	196	76	46	4,767	2,218
Tea - - - - - Lbs.	9,100	12,337	7,469	8,674	9,041	644	977	583	659	753
Tobacco, Unmanufactured - - - - - ”	—	25,969	—	39,531	—	—	1,150	—	1,565	—
Wine - - - - - Gallons	10,697	13,192	14,655	20,696	21,607	3,804	4,293	5,013	7,401	6,414
All Other Articles - - - - - Value	—	—	—	—	—	2,680	5,408	4,161	4,937	3,858
TOTAL - - - - -	—	—	—	—	—	95,463	34,135	28,356	58,234	32,386
TOTAL OF BRITISH AND FOREIGN PRODUCE - - - - -	—	—	—	—	—	341,810	342,188	309,957	478,129	402,517

YEARS 1861 to 1865.

BRITISH GUIANA.
(COLLECTIVELY.)

IMPORTS THEREFROM.

PRINCIPAL AND OTHER ARTICLES.	QUANTITIES.					COMPUTED REAL VALUE.				
	1861.	1862.	1863.	1864.	1865.	1861.	1862.	1863.	1864.	1865.
Cotton, Raw - - - Cwts.	2,480	2,671	2,369	2,336	3,131	£ 12,466	£ 18,591	£ 27,054	£ 30,958	£ 26,660
Nuts, Cocoa - - - No.	451,293	542,984	580,752	482,808	540,416	2,755	3,783	4,118	4,746	4,732
Spirits: Rum - - - Gallons	3,641,193	3,538,922	3,424,904	3,091,402	3,604,132	324,789	273,581	257,507	250,017	309,940
Sugar, Unrefined - - - Cwts.	1,048,102	1,004,018	987,026	1,025,328	1,133,135	1,257,608	1,132,788	1,138,792	1,449,115	1,247,548
" Molasses - - - "	23,960	13,663	6,089	30,285	30,495	14,186	7,005	3,449	20,902	15,443
Wood, viz: Green Hart, Mora, and other Woods for Ship-building - - - Loads	16,098	14,849	9,513	16,650	12,204	140,956	111,013	69,808	138,847	80,937
All Other Articles - - - Value	—	—	—	—	—	8,620	14,782	9,772	16,600	22,177
TOTAL - - - -	—	—	—	—	—	1,761,380	1,561,543	1,510,500	1,911,185	1,707,437

EXPORTS THERETO.

PRODUCE AND MANUFACTURES OF THE UNITED KINGDOM.

PRINCIPAL AND OTHER ARTICLES.	QUANTITIES.					DECLARED REAL VALUE.				
	1861.	1862.	1863.	1864.	1865.	1861.	1862.	1863.	1864.	1865.
Apparel and Haberdashery - - - Value	—	—	—	—	—	£ 65,085	£ 44,154	£ 50,845	£ 73,983	£ 79,315
Beer and Ale - - - - - Barrels	9,726	8,244	5,343	7,718	6,388	35,819	30,130	19,191	30,933	24,874
Butter - - - - - Cwts.	3,581	2,530	2,522	2,471	2,766	17,678	13,068	11,599	11,682	14,466
Candles - - - - - Lbs.	119,758	146,307	168,373	189,096	311,196	5,660	6,674	7,213	6,284	9,537
Coals, Cinders, and Culm - - - Tons	46,936	38,374	41,452	41,969	53,156	24,178	17,529	19,948	20,678	27,227
Copper, Wrought and Unwrought - - - Cwts.	626	904	688	1,326	989	4,233	6,571	4,899	7,040	5,805
Cordage and Cables - - - - - "	1,820	2,158	1,726	3,315	3,284	3,779	5,047	3,994	7,781	7,832
Corn: Grain, Meal, and Flour - - - Value	—	—	—	—	—	5,752	3,811	5,619	4,819	3,937
Cottons, Entered by the Yard - - - Yards	5,937,246	2,894,239	3,484,052	6,856,265	4,989,926	96,563	50,439	78,606	164,482	116,623
" " at Value - - - - - Value	—	—	—	—	—	4,824	5,976	6,755	10,747	8,290
Drugs and Chemical Products - - - "	—	—	—	—	—	11,029	14,431	10,597	11,667	11,456
Earthenware and Porcelain - - - "	—	—	—	—	—	7,204	4,280	4,230	4,221	6,452
Glass Manufactures - - - - - "	—	—	—	—	—	8,873	8,634	5,271	5,766	6,660
Hardwares and Cutlery, Unenumerated - - - Cwts.	4,268	2,852	2,869	5,034	5,109	18,344	9,878	9,993	17,098	18,340
Hats, of all Sorts - - - - - Dozen	2,785	1,914	2,578	3,244	2,953	5,291	3,782	4,430	6,291	6,052
Iron, Wrought and Unwrought - - - Tons	1,681	1,710	1,792	3,078	2,412	27,256	24,633	28,550	50,218	45,472
Leather, Wrought and Unwrought - - - Value	—	—	—	—	—	19,166	17,973	20,295	22,199	21,705
" Saddlery and Harness - - - - - "	—	—	—	—	—	3,591	1,752	1,922	2,038	2,229
Linens, Entered by the Yard - - - Yards	613,243	486,144	542,226	1,067,310	1,210,212	15,684	13,816	17,223	33,917	37,170
Machinery: Steam Engines - - - Value	—	—	—	—	—	10,489	10,445	11,798	16,420	21,094
" All Other Sorts - - - - - "	—	—	—	—	—	34,202	33,529	26,103	48,061	57,549
Painters' Colours (not otherwise described) - - - - - "	—	—	—	—	—	4,220	2,928	2,836	4,949	4,546
Paper, of all Sorts (including Paper Hangings) - - - Cwts.	784	757	672	1,218	946	3,676	2,698	2,441	4,217	3,153
Silk Manufactures - - - - - Value	—	—	—	—	—	3,479	1,800	1,629	1,490	1,180
Soap - - - - - Cwts.	7,903	11,875	4,922	11,298	3,974	8,135	13,491	5,816	13,811	5,181
Sugar, Refined - - - - - "	322	710	612	384	409	948	2,080	1,302	638	664
Wood: Casks, Staves, and Hoops - - - Value	—	—	—	—	—	59,437	40,167	41,949	51,359	46,427
Woolens, Entered by the Yard (including those formerly entered by the Piece) - - - Yards	170,317	116,903	134,741	184,059	201,794	10,544	8,807	10,393	13,136	16,251
" Entered at Value - - - - - Value	—	—	—	—	—	396	619	639	694	975
All Other Articles - - - - - "	—	—	—	—	—	98,395	82,112	96,305	149,212	128,444
TOTAL - - - - -	—	—	—	—	—	613,930	481,254	512,391	795,831	738,906

FOREIGN AND COLONIAL PRODUCE AND MANUFACTURES.

PRINCIPAL AND OTHER ARTICLES.	QUANTITIES.					COMPUTED REAL VALUE.				
	1861.	1862.	1863.	1864.	1865.	1861.	1862.	1863.	1864.	1865.
Butter - - - - - Cwts.	524	2,556	2,563	3,892	2,266	£ 2,587	£ 12,141	£ 11,790	£ 20,855	£ 11,491
Cotton Piece Goods - - - - - Pieces	2,455	1,027	2,111	2,711	534	1,096	468	1,223	1,531	345
" Manufactures, Entered at Value - - - - - Value	—	—	—	—	—	524	245	27	—	203
Fish, Cured, Unenumerated - - - Cwts.	463	185	701	474	1,052	1,449	644	2,770	1,703	4,070
Guano - - - - - Tons	20	2	130	28	45	224	24	1,480	311	507
Indigo - - - - - Cwts.	8	25	80	9	23	287	879	2,247	265	693
Oil, Cocoa-nut - - - - - "	1,139	1,325	2,506	4,230	1,594	2,676	3,462	5,900	8,073	3,447
Opium - - - - - Lbs.	2,883	634	1,328	3,674	6,925	2,318	5,539	1,212	3,031	4,964
Pepper - - - - - "	14,290	32,323	18,833	29,306	40,498	238	539	294	427	591
Rice, not in the Husk - - - - - Cwts.	24,052	9,674	31,267	58,389	29,110	15,533	5,925	19,021	33,089	20,013
Spirits: Brandy - - - - - Proof Gallons	13,549	9,551	9,346	8,153	7,611	5,994	4,140	3,349	2,497	2,029
Tea - - - - - Lbs.	29,045	14,727	31,574	25,970	19,605	2,058	1,166	2,467	1,975	1,634
Wine - - - - - Gallons	29,681	19,074	19,594	32,569	34,997	10,106	5,472	5,394	8,529	8,898
All Other Articles - - - - - Value	—	—	—	—	—	7,691	7,128	8,441	11,751	10,997
TOTAL - - - - -	—	—	—	—	—	52,771	42,772	65,615	94,037	69,882
TOTAL OF BRITISH AND FOREIGN PRODUCE	—	—	—	—	—	666,701	524,026	578,006	889,868	808,788

DEMERARA AND ESSEQUIBO.

IMPORTS THEREFROM.

PRINCIPAL AND OTHER ARTICLES.	QUANTITIES.					COMPUTED REAL VALUE.				
	1861.	1862.	1863.	1864.	1865.	1861.	1862.	1863.	1864.	1865.
Cotton, Raw - - - - - <i>Cwts.</i>	2,480	2,671	2,368	2,238	2,613	£ 12,466	£ 18,591	£ 27,040	£ 29,707	£ 21,791
Nuts, Cocoa - - - - - <i>No.</i>	450,199	542,984	574,305	475,927	528,032	2,749	3,783	4,074	4,677	4,627
Spirits, Rum - - - - - <i>Gallons</i>	3,425,227	3,244,383	3,178,520	2,816,929	3,302,946	305,596	250,869	238,823	227,937	283,901
Sugar, Unrefined - - - - - <i>Cwts.</i>	923,796	873,589	889,087	925,994	1,035,377	1,108,885	985,828	1,026,265	1,305,549	1,139,526
" Molasses - - - - - <i>"</i>	20,230	9,895	5,362	29,552	29,225	12,116	5,057	3,066	20,317	14,784
Wood: viz., Green Hart, Mora, and other Woods for Ship-building } <i>Loads</i>	16,098	14,849	9,513	16,648	12,204	140,956	111,013	69,808	138,834	80,937
All Other Articles - - - - - <i>Value</i>	—	—	—	—	—	7,755	11,421	9,043	14,799	20,076
TOTAL - - - - -	—	—	—	—	—	1,590,523	1,386,562	1,378,119	1,741,820	1,565,642

EXPORTS THERETO.

PRINCIPAL AND OTHER ARTICLES.	QUANTITIES.					DECLARED REAL VALUE.				
	1861.	1862.	1863.	1864.	1865.	1861.	1862.	1863.	1864.	1865.
Apparel and Haberdashery - - - - - <i>Value</i>	—	—	—	—	—	£ 60,298	£ 39,132	£ 47,168	£ 68,645	£ 73,322
Beer and Ale - - - - - <i>Barrels</i>	9,023	7,682	4,923	7,342	5,889	32,707	27,885	17,326	28,998	22,686
Butter - - - - - <i>Cwts.</i>	3,569	2,523	2,517	2,468	2,760	17,618	13,034	11,573	11,660	14,429
Candles - - - - - <i>Lbs.</i>	107,588	143,627	164,344	186,012	306,172	5,054	6,539	7,023	6,119	9,343
Coals, Cinders, and Culm - - - - - <i>Tons</i>	42,815	35,151	39,028	38,887	49,638	21,440	15,843	18,706	18,899	24,823
Copper, Wrought and Unwrought } <i>Cwts.</i>	597	872	685	1,281	989	4,026	6,395	4,879	6,777	5,367
Cordage and Twine - - - - - <i>"</i>	1,625	1,992	1,611	3,013	3,158	3,372	4,731	3,705	7,050	7,426
Corn: Grain, Meal, and Flour - - - - - <i>Value</i>	—	—	—	—	—	4,969	3,240	5,303	4,584	3,707
Cottons, Entered by the Yard - - - - - <i>Yards</i>	5,362,944	2,680,160	3,241,249	6,400,916	4,625,621	87,720	46,777	73,508	153,765	108,681
" " at Value - - - - - <i>Value</i>	—	—	—	—	—	4,389	5,652	6,498	10,457	7,989
Drugs and Chemical Products - - - - - <i>"</i>	—	—	—	—	—	9,886	13,684	10,028	10,426	10,180
Earthenware and Porcelain - - - - - <i>"</i>	—	—	—	—	—	6,716	3,905	3,889	3,943	5,697
Glass Manufactures - - - - - <i>"</i>	—	—	—	—	—	7,702	7,747	4,619	5,182	5,988
Hardwares and Cutlery, Unenumerated - - - - - <i>Cwts.</i>	3,666	2,525	2,493	4,451	4,460	15,724	8,563	8,622	15,423	16,138
Hats of all Sorts - - - - - <i>Dozen</i>	2,539	1,744	2,430	3,132	2,759	4,823	3,345	4,136	5,962	5,616
Iron, Wrought and Unwrought - - - - - <i>Tons</i>	1,480	1,564	1,733	2,800	2,281	23,760	22,008	27,635	47,027	43,259
Leather, Wrought and Unwrought - - - - - <i>Value</i>	—	—	—	—	—	17,231	16,785	18,794	20,793	19,292
" Saddlery and Harness - - - - - <i>"</i>	—	—	—	—	—	3,380	1,677	1,858	1,957	2,075
Linens, Entered by the Yard - - - - - <i>Yards</i>	556,551	446,790	515,891	1,019,282	1,087,849	14,305	12,803	16,502	32,478	33,680
Machinery: Steam Engines - - - - - <i>Value</i>	—	—	—	—	—	9,122	8,252	10,588	16,024	17,679
" All other Sorts - - - - - <i>"</i>	—	—	—	—	—	32,956	28,438	22,555	43,420	50,362
Painters' Colours (not otherwise described) - - - - - <i>"</i>	—	—	—	—	—	3,534	2,525	2,500	4,384	4,130
Paper of all Sorts (including Paper Hangings) - - - - - <i>Cwts.</i>	763	709	659	1,179	906	3,547	2,535	2,364	4,053	2,945
Silk Manufactures - - - - - <i>Value</i>	—	—	—	—	—	3,006	1,757	1,568	1,418	1,126
Soap - - - - - <i>Cwts.</i>	7,802	11,704	4,528	11,195	3,969	7,974	13,232	5,342	13,677	5,172
Sugar, Refined - - - - - <i>"</i>	304	289	570	341	385	900	821	1,233	563	630
Wood: Casks, Staves, and Hoops - - - - - <i>Value</i>	—	—	—	—	—	51,689	35,414	38,685	48,334	43,675
Woollens, Entered by the Yard - - - - - <i>Yards</i>	101,040	87,465	130,745	175,488	189,137	9,099	8,213	10,148	12,692	14,976
" " at Value - - - - - <i>Value</i>	—	—	—	—	—	318	578	621	652	919
All Other Articles - - - - - <i>"</i>	—	—	—	—	—	89,922	75,752	90,525	138,460	121,054
TOTAL - - - - -	—	—	—	—	—	557,187	437,262	477,901	743,822	682,366

FOREIGN AND COLONIAL PRODUCE AND MANUFACTURES.

PRINCIPAL AND OTHER ARTICLES.	QUANTITIES.					COMPUTED REAL VALUE.				
	1861.	1862.	1863.	1864.	1865.	1861.	1862.	1863.	1864.	1865.
Butter - - - - - <i>Cwts.</i>	524	2,556	2,563	3,892	2,266	£ 2,587	£ 12,141	£ 11,790	£ 20,855	£ 11,491
Cotton Manufactures: Piece Goods - - - - - <i>Pieces</i>	2,455	947	2,031	2,711	434	1,096	432	1,183	1,531	296
Fish, Cured, Unenumerated - - - - - <i>Cwts.</i>	463	183	701	464	1,052	2,770	637	2,770	1,663	4,070
Indigo - - - - - <i>"</i>	8	25	80	9	23	287	879	2,247	265	693
Oil, Cocoa Nut - - - - - <i>"</i>	992	1,041	2,326	3,940	1,375	2,331	2,720	5,476	7,520	2,974
Opium - - - - - <i>Lbs.</i>	2,833	579	1,178	3,616	6,725	2,278	492	1,075	2,983	4,820
Rice - - - - - <i>Cwts.</i>	17,542	8,227	26,890	56,224	28,068	11,329	5,039	16,358	31,862	19,297
Sago - - - - - <i>"</i>	403	632	600	645	807	363	665	603	680	807
Spirits: Brandy - - - - - <i>Proof Gallons</i>	13,287	9,321	9,039	7,520	7,191	5,868	4,040	3,239	2,303	1,918
" Sweetened and Perfumed - - - - - <i>Gallons</i>	843	339	322	462	446	843	339	322	462	446
Tea - - - - - <i>Lbs.</i>	25,839	13,464	30,255	24,326	18,259	1,831	1,066	2,364	1,850	1,522
Tobacco, Manufactured - - - - - <i>"</i>	1,875	2,221	1,037	3,650	4,512	484	527	414	1,259	1,503
Wine - - - - - <i>Gallons</i>	27,601	17,987	18,290	31,630	34,028	9,383	5,140	4,989	8,247	8,635
All Other Articles - - - - - <i>Value</i>	—	—	—	—	—	6,260	5,978	8,371	8,970	8,944
TOTAL - - - - -	—	—	—	—	—	46,389	40,095	61,201	90,450	67,416
TOTAL OF BRITISH AND FOREIGN PRODUCE - - - - -	—	—	—	—	—	603,576	477,357	539,102	834,272	749,782

BERBICE.
IMPORTS THEREFROM.

PRINCIPAL AND OTHER ARTICLES.	QUANTITIES.					COMPUTED REAL VALUE.				
	1861.	1862.	1863.	1864.	1865.	1861.	1862.	1863.	1864.	1865.
Cotton, Raw - - - - - <i>Cwts.</i>	—	—	1	98	518	—	—	£ 14	£ 1,251	£ 4,869
Nuts, Cocoa - - - - - <i>No.</i>	1,094	—	6,447	6,881	12,384	6	—	44	69	105
Spirits, Rum - - - - - <i>Gallons</i>	215,966	294,539	246,384	274,473	301,186	19,193	22,712	18,684	22,080	26,039
Sugar, Unrefined - - - - - <i>Cwts.</i>	124,306	130,429	97,939	99,334	97,758	148,723	146,960	112,527	143,566	108,022
" Molasses - - - - - "	3,730	3,768	727	733	1,270	2,070	1,948	383	585	659
Wood: viz., Green Hart, Mora, and other Woods for Ship-building - - - - - <i>Loads</i>	—	—	—	2	—	—	—	—	13	—
All Other Articles - - - - - <i>Value</i>	—	—	—	—	—	865	3,361	729	1,801	2,101
TOTAL - - - - -	—	—	—	—	—	170,857	174,981	132,381	169,365	141,795

EXPORTS THERETO.

PRODUCE AND MANUFACTURES OF THE UNITED KINGDOM.										
PRINCIPAL AND OTHER ARTICLES.	QUANTITIES.					DECLARED REAL VALUE.				
	1861.	1862.	1863.	1864.	1865.	1861.	1862.	1863.	1864.	1865.
Apparel and Haberdashery - - - - - <i>Value</i>	—	—	—	—	—	£ 4,787	£ 5,022	£ 3,677	£ 5,338	£ 5,993
Beer and Ale - - - - - <i>Barrels</i>	703	562	420	376	499	3,112	2,245	1,865	1,935	2,188
Butter - - - - - <i>Cwts.</i>	12	7	5	3	6	60	34	26	22	37
Candles - - - - - <i>Lbs.</i>	12,170	2,680	4,029	3,084	5,024	606	135	190	165	194
Coals, Cinders, and Culm - - - - - <i>Tons</i>	4,121	3,223	2,424	3,082	3,518	2,738	1,686	1,242	1,779	2,404
Copper, Wrought and Unwrought - - - - - <i>Cwts.</i>	29	32	3	45	87	207	176	20	263	438
Cordage and Twine - - - - - "	195	166	115	302	126	407	316	289	731	406
Corn: Grain, Meal, and Flour - - - - - <i>Value</i>	—	—	—	—	—	783	571	316	235	230
Cottons, Entered by the Yard - - - - - <i>Yards</i>	574,302	214,079	242,803	455,349	364,305	8,843	3,662	5,098	10,717	7,942
" " at Value - - - - - <i>Value</i>	—	—	—	—	—	435	324	257	290	301
Drugs and Chemical Products - - - - - "	—	—	—	—	—	1,143	747	569	1,241	1,276
Earthenware and Porcelain - - - - - "	—	—	—	—	—	488	375	341	278	755
Glass Manufactures - - - - - "	—	—	—	—	—	1,171	887	652	584	672
Hardwares and Cutlery, Uneenumerated - - - - - <i>Cwts.</i>	602	327	376	583	649	2,620	1,315	1,371	1,675	2,202
Hats of all Sorts - - - - - <i>Dozen</i>	246	170	148	112	194	468	437	294	329	436
Iron, Wrought and Unwrought - - - - - <i>Tons</i>	201	146	59	278	131	3,496	2,625	915	3,191	2,213
Leather, Wrought and Unwrought - - - - - <i>Value</i>	—	—	—	—	—	1,935	1,188	1,501	1,406	2,413
" Saddlery and Harness - - - - - "	—	—	—	—	—	211	75	64	81	154
Linens, Entered by the Yard - - - - - <i>Yards</i>	56,692	39,354	26,335	48,028	122,363	1,379	1,013	721	1,439	3,490
Machinery: Steam Engines - - - - - <i>Value</i>	—	—	—	—	—	1,367	2,193	1,210	396	3,415
" All Other Sorts - - - - - "	—	—	—	—	—	1,246	5,091	3,548	4,641	7,187
Painters' Colours (not otherwise described) - - - - - "	—	—	—	—	—	686	403	336	565	416
Paper of all Sorts (including Paper Hangings) - - - - - <i>Cwts.</i>	22	48	13	39	40	129	163	77	164	208
Silk Manufactures - - - - - <i>Value</i>	—	—	—	—	—	473	43	61	72	54
Soap - - - - - <i>Cwts.</i>	101	171	394	103	5	161	259	474	134	9
Sugar, Refined - - - - - "	18	421	42	43	24	48	1,259	69	75	34
Wood: Casks, Staves, and Hoops - - - - - <i>Value</i>	—	—	—	—	—	7,748	4,753	3,264	3,025	2,752
Woollens, Entered by the Yard - - - - - <i>Yards</i>	17,091	4,834	3,996	8,571	12,657	1,445	594	245	444	1,275
" " at Value - - - - - <i>Value</i>	—	—	—	—	—	78	41	18	42	56
All Other Articles - - - - - "	—	—	—	—	—	8,473	6,360	5,780	10,752	7,390
TOTAL - - - - -	—	—	—	—	—	56,743	43,992	34,490	52,009	56,540

FOREIGN AND COLONIAL PRODUCE AND MANUFACTURES.

PRINCIPAL AND OTHER ARTICLES.	QUANTITIES.					COMPUTED REAL VALUE.				
	1861.	1862.	1863.	1864.	1865.	1861.	1862.	1863.	1864.	1865.
Candles, Stearine - - - - - <i>Cwts.</i>	—	—	—	£ 35	£ 12	—	—	—	£ 139	£ 43
Cheese - - - - - "	26	38	71	48	66	60	84	177	125	191
Guano - - - - - <i>Tons</i>	—	—	6	20	6	—	—	68	222	68
Oil, Cocoa Nut - - - - - <i>Cwts.</i>	147	284	180	290	219	345	742	424	553	473
Opium - - - - - <i>Lbs.</i>	50	55	150	58	200	40	47	137	48	144
Rice - - - - - <i>Cwts.</i>	6,510	1,447	4,377	2,165	1,042	4,204	886	2,663	1,227	716
Spirits: Brandy - - - - - <i>Proof Gallons</i>	262	230	307	633	420	116	100	110	194	111
Tea - - - - - <i>Lbs.</i>	3,206	1,263	1,319	1,644	1,346	227	100	103	125	112
Wine - - - - - <i>Gallons</i>	2,080	1,087	1,304	939	969	723	332	405	282	263
All Other Articles - - - - - <i>Value</i>	—	—	—	—	—	667	386	327	672	345
TOTAL - - - - -	—	—	—	—	—	6,382	2,677	4,414	3,587	2,466
TOTAL OF BRITISH AND FOREIGN PRODUCE - - - - -	—	—	—	—	—	63,125	46,669	38,904	55,596	59,006

IMPORTS THEREFROM.

PRINCIPAL AND OTHER ARTICLES.	QUANTITIES.					COMPUTED REAL VALUE.				
	1861.	1862.	1863.	1864.	1865.	1861.	1862.	1863.	1864.	1865.
Guano - - - - - <i>Tons</i>	2	62	80	35	—	£ 10	£ 248	£ 400	£ 184	—
Hides, not Tanned - - - <i>Cwts.</i>	533	3,430	1,196	1,151	2,134	995	8,939	3,430	2,490	3,847
Oil, Train or Blubber - - <i>Tuns</i>	54	82	137	109	171	1,978	3,196	6,102	4,948	7,925
Skins, Seal - - - - - <i>No.</i>	6,761	16,053	18,993	6,391	3,950	1,437	3,210	3,481	1,038	593
Wool, Sheep and Lambs' - - <i>Lbs.</i>	—	75,285	52,292	70,395	111,298	—	3,765	2,615	3,253	5,745
All Other Articles - - - <i>Value</i>	—	—	—	—	—	347	773	1,086	2,974	2,971
TOTAL - - - - -	—	—	—	—	—	4,767	20,131	17,114	14,887	21,081

EXPORTS THERETO.

PRODUCE AND MANUFACTURES OF THE UNITED KINGDOM.

PRINCIPAL AND OTHER ARTICLES.	QUANTITIES.					DECLARED REAL VALUE.				
	1861.	1862.	1863.	1864.	1865.	1861.	1862.	1863.	1864.	1865.
Apparel and Haberdashery - <i>Value</i>	—	—	—	—	—	£ 1,283	£ 1,557	£ 1,355	£ 2,506	£ 1,161
Beer and Ale - - - - - <i>Barrels</i>	35	181	182	206	292	123	592	678	696	962
Coals, Cinders, and Culm - <i>Tons</i>	542	968	1,632	1,409	260	350	534	879	1,061	144
Corn: Grain, Meal, and Flour - <i>Value</i>	—	—	—	—	—	—	82	95	33	250
Cotton Manufactures - - - <i>"</i>	—	—	—	—	—	12	—	505	—	155
Furniture: Cabinet and Uphol- stery Wares - - - - - <i>"</i>	—	—	—	—	—	114	90	282	30	140
Hardwares and Cutlery, Unenu- merated - - - - - <i>Cwts.</i>	42	23	69	41	20	297	112	289	235	59
Iron, Wrought and Unwrought - <i>Tons</i>	6	12	23	15	18	144	172	410	272	491
Leather, Wrought and Unwrought <i>Value</i>	—	—	—	—	—	709	1,004	849	895	1,246
Provisions, not otherwise described <i>"</i>	—	—	—	—	—	282	368	541	795	496
Spirits, British - - - - - <i>Gallons</i>	576	910	660	623	800	96	158	83	78	100
Woollen Manufactures - - - <i>Value</i>	—	—	—	—	—	330	—	190	360	271
All Other Articles - - - - - <i>"</i>	—	—	—	—	—	6,220	5,047	5,147	5,871	3,807
TOTAL - - - - -	—	—	—	—	—	9,960	9,716	11,303	12,832	9,282

FOREIGN AND COLONIAL PRODUCE AND MANUFACTURES.

PRINCIPAL AND OTHER ARTICLES.	QUANTITIES.					COMPUTED REAL VALUE.				
	1861.	1862.	1863.	1864.	1865.	1861.	1862.	1863.	1864.	1865.
Coffee - - - - - <i>Lbs.</i>	12,557	3,163	10,642	6,233	11,333	£ 355	£ 96	£ 388	£ 201	£ 340
Spirits: Rum - - - - - <i>Proof Gallons</i>	2,518	1,114	1,424	2,486	1,559	241	97	116	199	131
Sugar, Unrefined - - - - <i>Cwts.</i>	243	104	296	85	148	328	121	353	129	172
Tea - - - - - <i>Lbs.</i>	4,162	3,429	3,239	2,807	4,145	295	271	253	213	345
Tobacco, Manufactured, and } Cigars - - - - - <i>"</i>	5,044	820	2,903	2,248	—	237	56	327	301	—
Wine - - - - - <i>Gallons</i>	216	356	963	1,337	783	78	109	313	456	226
Wood, Sawn or Split - - - <i>Loads</i>	11	—	108	58	—	34	—	326	175	—
All Other Articles - - - <i>Value</i>	—	—	—	—	—	326	276	1,156	717	679
TOTAL - - - - -	—	—	—	—	—	1,894	1,026	3,232	2,391	1,893
TOTAL OF BRITISH AND FOREIGN PRODUCE	—	—	—	—	—	11,854	10,742	14,535	15,223	11,175

IMPORTS THEREFROM. (*Exclusive of Gold.*†)

PRINCIPAL AND OTHER ARTICLES.	QUANTITIES.					COMPUTED REAL VALUE.				
	1861.	1862.	1863.	1864.	1865.	1861.	1862.	1863.	1864.	1865.
Bones of Animals and Fish } (except Whalefins) - - } <i>Tons</i>	447	1,009	382	398	340	£ 2,598	£ 5,653	£ 2,472	£ 2,853	£ 2,441
Copper, Ore - - - - - " }	182	800	709	113	1,917	3,711	17,289	15,584	1,960	34,057
" Unwrought and part } Wrought - - - - - } " }	33	—	70	109	221	3,036	—	6,464	9,793	19,101
Cotton, Raw - - - - - <i>Cwts.</i>	9	84	243	593	2,289	30	1,147	3,196	7,350	24,680
Gum, Kowrie - - - - - " }	7,889	3,646	7,635	23,729	18,540	7,037	4,099	13,965	45,076	43,568
" of other Sorts - - - - - " }										
Hides, not Tanned - - - - - " }	59,051	60,312	70,179	86,826	81,807	121,987	108,555	127,792	167,042	144,284
" Tanned, Tawed, Curried, or Dressed - - - - - } <i>Lbs.</i>	100,743	117,970	149,663	25,801	21,386	3,811	4,147	6,781	971	809
Iron, Chromate of - - - - - <i>Tons</i>	—	193	1,902	133	151	—	2,110	16,430	810	706
Oil, Cocoa-nut - - - - - <i>Cwts.</i>	25,070	19,590	27,507	33,122	24,554	55,952	47,851	60,669	59,364	50,696
" Spermaceti or Head Matter <i>Tuns</i>	155	282	182	185	151	14,806	24,940	14,734	12,603	14,851
" Train or Blubber - - - - - " }	2	497	177	—	4	76	20,110	7,840	—	194
Skins, Sheep, Undressed - - - - - <i>No.</i>	43,740	3,126	15,172	13,705	33,657	8,064	547	2,529	2,176	4,963
Tallow - - - - - <i>Cwts.</i>	40,033	61,806	37,113	55,232	97,431	96,873	135,590	76,105	108,082	206,542
Tortoiseshell or Turtlesell, Un- manufactured - - - - - } <i>Lbs.</i>	2,769	5,246	2,778	417	5,555	2,406	3,733	2,067	3,065	2,924
Whalefins - - - - - <i>Tons</i>	4	20	3	7	6	1,403	6,478	1,569	2,496	2,444
Wood : Stringy Bark, Red and Blue Gum, and other Woods, for Ship-building - - - - - } <i>Lods</i>	394	242	763	473	710	2,758	1,669	5,653	3,515	6,519
Wool, Sheep and Lambs' - - - - - <i>Lbs.</i>	19,405,802	20,641,260	20,999,538	27,738,774	27,558,581	1,798,968	1,625,077	1,831,974	2,693,764	2,279,220
All Other Articles - - - - - <i>Value</i>	—	—	—	—	—	47,696	25,497	24,325	33,357	41,495
TOTAL - - - - -	—	—	—	—	—	2,171,212	2,234,492	2,220,149	3,154,277	2,880,795

* Separate Accounts of the Trade with "New South Wales, exclusive of Queensland," and with "Queensland," are given at pages 365-367.

† For the aggregate Value of Gold from Australia see "Abstract Tables," page 38.

YEARS 1861 to 1865.

NEW SOUTH WALES,
(Exclusive of QUEENSLAND.)

IMPORTS THEREFROM.

PRINCIPAL AND OTHER ARTICLES.	QUANTITIES.					COMPUTED REAL VALUE.				
	1861.	1862.	1863.	1864.	1865.	1861.	1862.	1863.	1864.	1865.
Bones of Animals and Fish (except Whalefins) - - - } <i>Tons</i>	402	994	352	366	310	£ 2,358	£ 5,571	£ 2,296	£ 2,665	£ 2,252
Copper Ore and Regulus - - - "	182	800	709	113	1,917	3,711	17,289	15,584	1,960	34,057
" Unwrought and part Wrought - - - "	33	—	70	109	221	3,036	—	6,464	9,793	19,101
Cotton, Raw - - - - <i>Cwts.</i>	9	84	121	393	1,304	30	1,147	1,488	4,853	13,136
Gum, Kowrie - - - - }	7,889	3,646	7,635	23,729	18,540	} 7,037	4,099	13,695	45,076	} 43,568
" Of Other Sorts - - - - }					740					
Hides, not Tanned - - - - "	57,982	58,923	63,110	81,306	74,509	119,788	106,062	114,909	156,443	131,516
" Tanned, Tawed, Curried, or Dressed <i>Lbs.</i>	100,743	117,970	148,318	25,801	21,386	3,811	4,147	6,735	971	809
Iron, Chromate of - - - - <i>Tons</i>	—	193	1,902	133	151	—	2,110	16,430	810	706
Oil, Cocoa-nut - - - - <i>Cwts.</i>	25,070	19,590	27,507	33,122	24,554	55,952	47,851	60,669	59,364	50,696
" Spermaceti or Head Matter - - - <i>Tons</i>	155	282	182	185	151	14,806	24,940	14,734	12,603	14,851
" Train or Blubber - - - - "	2	497	177	—	4	76	20,110	7,840	—	194
Skins, Sheep, Undressed - - - <i>No.</i>	43,740	3,046	14,852	12,655	33,237	8,064	533	2,476	2,021	4,902
Tallow - - - - - <i>Cwts.</i>	37,868	55,177	31,811	52,431	86,268	91,687	121,234	65,173	102,601	181,926
Tortoiseshell or Turtleshell, Unmanu- factured - - - - } <i>Lbs.</i>	2,769	5,246	2,778	4,117	5,555	2,406	3,733	2,067	3,065	2,924
Whalefins - - - - - <i>Tons</i>	4	20	3	7	6	1,403	6,478	1,569	2,496	2,444
Wood: Stringy Bark, Red and Blue Gum, and other Woods, for Ship- building - - - - } <i>Lods</i>	393	242	909	396	687	2,751	1,669	6,164	2,559	6,370
Wool, Sheep and Lambs' - - - <i>Lbs.</i>	18,087,676	19,071,656	18,376,863	24,415,448	26,028,103	1,675,697	1,687,028	1,605,199	2,369,416	2,152,964
All Other Articles - - - - <i>Value</i>	—	—	—	—	—	47,511	24,818	23,456	33,219	39,530
TOTAL - - - - -	—	—	—	—	—	2,040,124	2,078,819	1,966,948	2,809,915	2,703,217

IMPORTS THEREFROM.

PRINCIPAL AND OTHER ARTICLES.	QUANTITIES.					COMPUTED REAL VALUE.				
	1861.	1862.	1863.	1864.	1865.	1861.	1862.	1863.	1864.	1865.
Cotton, Raw - - - - - <i>Cwts.</i>	—	—	122	200	985	£	£	£	£	£
Hides, not Tanned - - - - - "	1,069	1,389	7,069	5,520	7,298	2,199	2,493	12,883	10,599	12,768
Tallow - - - - - "	2,165	6,629	5,382	2,801	11,163	5,186	14,356	10,932	5,480	24,616
Wool, Sheep and Lambs' - - - - - <i>Lbs.</i>	1,318,126	1,569,604	2,622,675	3,323,326	1,530,478	123,271	138,049	226,775	324,348	126,256
All Other Articles - - - - - <i>Value</i>	—	—	—	—	—	432	775	903	1,438	2,364
TOTAL - - - - -	—	—	—	—	—	131,088	155,673	253,201	344,362	177,549

EXPORTS THERETO.

PRODUCE AND MANUFACTURES OF THE UNITED KINGDOM.										
PRINCIPAL AND OTHER ARTICLES.	QUANTITIES.					DECLARED REAL VALUE.				
	1861.	1862.	1863.	1864.	1865.	1861.	1862.	1863.	1864.	1865.
Apparel and Haberdashery - - - - - <i>Value</i>	—	—	—	—	—	£	£	£	£	£
Beer and Ale - - - - - <i>Barrels</i>	1,154	3,624	4,939	4,457	8,008	5,146	15,331	20,855	19,156	34,989
Cottons, Entered by the Yard - - - - - <i>Yards</i>	140,957	368,091	449,695	520,667	898,432	2,982	10,034	15,506	19,278	30,446
" " at Value - - - - - <i>Value</i>	—	—	—	—	—	505	1,524	1,878	3,813	4,236
Hardwares and Cutlery, Unenumerated - - - - - <i>Cwts.</i>	1,067	2,395	4,609	4,592	6,804	4,847	9,288	18,559	17,263	25,907
Iron, Wrought and Unwrought - - - - - <i>Tons</i>	292	1,764	2,696	4,698	9,289	5,093	18,156	36,960	69,748	116,304
Leather, Wrought and Unwrought - - - - - <i>Value</i>	—	—	—	—	—	7,298	10,102	11,647	21,213	17,814
" Saddlery and Harness - - - - - "	—	—	—	—	—	2,582	5,920	7,462	13,368	15,511
Linens, Entered by the Yard - - - - - <i>Yards</i>	78,555	167,003	166,208	268,845	477,302	3,046	4,822	6,762	10,967	18,788
Machinery and Mill Work - - - - - <i>Value</i>	—	—	—	—	—	2,002	4,219	12,306	27,252	18,817
Paper, including Paper Hangings - - - - - <i>Cwts.</i>	329	1,244	1,755	1,536	2,427	1,246	4,654	5,979	4,028	6,422
Pickles and Sauces - - - - - <i>Value</i>	—	—	—	—	—	1,994	7,115	10,746	5,526	7,574
Woollens, Entered by the Yard (including those formerly entered by the Piece) - - - - - <i>Yards</i>	72,455	129,174	194,637	314,991	476,636	5,711	10,978	13,811	27,171	36,223
All Other Articles - - - - - <i>Value</i>	—	—	—	—	—	22,404	51,635	92,627	120,610	136,821
TOTAL - - - - -	—	—	—	—	—	74,050	198,664	316,457	450,003	595,851

FOREIGN AND COLONIAL PRODUCE AND MANUFACTURES.

PRINCIPAL AND OTHER ARTICLES.	QUANTITIES.					COMPUTED REAL VALUE.				
	1861.	1862.	1863.	1864.	1865.	1861.	1862.	1863.	1864.	1865.
Candles, Stearine - - - - - <i>Cwts.</i>	—	—	363	81	132	£	£	£	£	£
Confectionery - - - - - <i>Lbs.</i>	8,311	23,624	27,334	9,944	23,404	312	886	1,025	373	878
Currants - - - - - <i>Cwts.</i>	111	276	1,008	750	642	122	276	1,075	706	548
Fish, Cured, Unenumerated - - - - - "	29	112	294	62	151	145	615	1,570	398	908
Spirits: Rum - - - - - <i>Proof Gallons</i>	17,285	36,196	43,008	32,796	27,480	1,576	3,139	3,446	2,940	2,570
" Brandy - - - - - "	2,296	9,576	16,389	13,970	10,082	1,014	4,150	5,872	4,278	2,689
Tea - - - - - <i>Lbs.</i>	4,745	1,307	9,163	27,098	47,408	336	103	716	2,061	3,951
Tobacco, Manufactured, and Cigars - - - - - "	2,235	795	7,103	12,858	6,873	88	55	524	944	805
Wine - - - - - <i>Gallons</i>	9,436	16,034	26,164	16,101	14,756	3,300	4,856	8,225	5,331	4,090
All Other Articles - - - - - <i>Value</i>	—	—	—	—	—	776	3,013	4,243	7,852	7,750
TOTAL - - - - -	—	—	—	—	—	7,669	17,093	28,309	25,205	24,659
TOTAL OF BRITISH AND FOREIGN PRODUCE - - - - -	—	—	—	—	—	81,719	210,757	344,766	475,208	620,510

IMPORTS THEREFROM (Exclusive of Gold.*)

PRINCIPAL AND OTHER ARTICLES.	QUANTITIES.					COMPUTED REAL VALUE.				
	1861.	1862.	1863.	1864.	1865.	1861.	1862.	1863.	1864.	1865.
Antimony, Ore - - Tons	26	200	626	516	414	£ 312	£ 2,274	£ 6,886	£ 5,089	£ 3,591
Bark for Tanners' or Dyers' Use - - } Cwts.	11,873	2,812	22,972	7,541	27,608	4,164	2,014	10,893	4,250	14,504
Copper Ore - - Tons	5,976	2,751	338	24	2,262	118,953	56,578	7,485	509	38,858
„ Regulus - „	366	171	25	—	—	15,016	6,541	900	—	—
„ Unwrought - „	1,334	951	368	1,456	600	116,367	81,754	30,285	117,651	56,934
„ part Wrought - „	302	236	252	91	69	29,119	22,398	25,022	8,425	6,044
„ in Plates and Coin „	93	—	—	—	—	9,892	—	—	—	—
Corn: Wheat - - Cwts.	48	48,572	3,852	26	30	38	30,425	2,284	13	15
„ Wheat Flour - „	326	18,333	6,254	225	135	259	14,611	4,827	149	87
Hides, not Tanned - - „	47,109	65,382	71,827	53,627	53,227	97,009	117,542	130,359	104,791	94,810
„ Tanned, Tawed, Curried, or Dressed - - } Lbs.	707,803	970,588	923,743	1,073,016	1,472,380	25,341	34,107	32,758	40,534	51,966
Oil, Spermaceti or Head Matter - - } Tuns	174	127	243	53	45	17,298	11,324	19,207	3,824	4,813
Rags and other Materials for making Paper - - } Tons	415	404	385	262	550	4,993	4,522	5,658	3,887	7,822
Skins, Sheep, Undressed No.	350,391	185,199	102,269	59,820	180,084	63,610	32,541	17,118	9,431	26,385
Sugar: Molasses - Cwts.	3,016	32,299	17,692	13,519	1,947	1,484	22,080	9,582	7,757	927
Tallow - - „	26,555	41,763	13,209	28,982	18,907	61,904	92,585	26,742	57,111	37,788
Tin Ore - - Tons	174	156	185	107	222	10,735	9,360	11,100	6,420	13,320
Wool, Sheep and Lambs' Lbs.	24,560,399	25,579,700	26,342,933	37,368,805	43,603,352	2,265,600	2,269,430	2,285,120	3,630,444	3,988,726
All Other Articles - Value	—	—	—	—	—	63,248	60,629	55,013	43,528	49,500
TOTAL - - -	—	—	—	—	—	2,905,342	2,870,715	2,681,239	4,043,813	4,399,090

* For the aggregate Value of Gold from Australia, see "Abstract Tables," page 36.

IMPORTS THEREFROM.

PRINCIPAL AND OTHER ARTICLES.	QUANTITIES.					COMPUTED REAL VALUE.				
	1861.	1862.	1863.	1864.	1865.	1861.	1862.	1863.	1864.	1865.
Copper Ore - - - Tons	322	678	534	559	553	£ 6,876	£ 14,578	£ 8,891	£ 6,177	£ 5,825
Lead Ore - - - "	85	9	—	249	211	938	104	—	2,801	2,323
Whalefins - - - "	2	1	1	—	1	770	328	208	—	368
Wool, Sheep and Lambs' - Lbs.	928,328	652,690	627,135	748,993	870,320	73,672	50,255	50,247	60,397	63,497
All Other Articles - - - Value	—	—	—	—	—	805	3,626	1,335	1,355	1,938
TOTAL - - -	—	—	—	—	—	83,061	68,891	60,681	70,730	73,951

EXPORTS THERETO.

PRODUCE AND MANUFACTURES OF THE UNITED KINGDOM.

PRINCIPAL AND OTHER ARTICLES.	QUANTITIES.					DECLARED REAL VALUE.				
	1861.	1862.	1863.	1864.	1865.	1861.	1862.	1863.	1864.	1865.
Apparel and Haberdashery - Value	—	—	—	—	—	£ 19,120	£ 21,987	£ 18,340	£ 26,573	£ 29,896
Beer and Ale - - - Barrels	2,385	5,148	2,016	1,573	4,234	9,771	19,345	7,457	5,708	15,588
Candles - - - Lbs.	38,742	37,307	55,948	34,063	35,895	1,806	1,673	2,309	1,281	1,339
Coals, Cinders, and Culm - Tons	4,624	8,266	8,268	8,245	8,244	2,160	4,041	3,840	3,745	4,271
Cottons, Entered by the Yard - Yards	200,675	143,680	117,118	183,258	107,380	4,763	3,645	3,536	7,705	4,038
" " at Value - Value	—	—	—	—	—	651	589	717	880	1,095
Drugs and Chemical Products - "	—	—	—	—	—	1,044	1,026	1,460	1,896	1,974
Glass Manufactures - - - "	—	—	—	—	—	1,643	2,530	1,313	1,296	2,137
Hardwares and Cutlery, Un- } enumerated - - - Cwts.	1,093	494	690	695	841	4,717	1,847	2,691	3,399	3,582
Iron, Wrought and Unwrought - Tons	280	732	187	237	206	4,017	11,430	3,982	4,397	3,911
Leather, Wrought and Unwrought - Value	—	—	—	—	—	2,247	2,646	2,213	2,955	2,602
Linens, Entered by the Yard - Yards	19,874	11,977	8,122	22,708	40,402	768	459	295	973	2,048
Silk Manufactures - - - Value	—	—	—	—	—	336	291	670	429	224
Soap - - - - - Cwts.	1,135	1,356	1,477	1,647	713	1,690	2,084	2,319	2,434	1,028
Woollens, Entered by the Yard } (including those formerly } Entered by the Piece) - Yards	73,323	54,708	41,998	63,591	69,514	4,256	4,597	3,070	4,785	4,655
All Other Articles - - - Value	—	—	—	—	—	31,032	27,808	31,207	29,051	34,123
TOTAL - - -	—	—	—	—	—	90,021	105,998	85,419	97,507	112,511

FOREIGN AND COLONIAL PRODUCE AND MANUFACTURES.

PRINCIPAL AND OTHER ARTICLES.	QUANTITIES.					COMPUTED REAL VALUE.				
	1861.	1862.	1863.	1864.	1865.	1861.	1862.	1863.	1864.	1865.
Spirits: Rum - - - Proof Gallons	7,038	5,736	20,503	10,089	17,390	£ 689	£ 490	£ 1,672	£ 881	£ 1,685
" Brandy - - - "	6,862	13,008	8,231	5,154	5,536	3,031	5,637	2,949	1,578	1,476
Tea - - - - - Lbs.	40,454	25,973	42,480	39,200	54,886	2,865	2,056	3,319	2,981	4,574
Tobacco, Manufactured, and Cigars - "	44,177	9,774	16,070	21,960	28,705	1,749	672	1,209	1,418	1,256
Wine - - - - - Gallons	4,200	10,220	6,989	5,243	6,205	1,445	2,960	2,071	1,648	1,707
Wood, Sawn or Split - - - Loads	29	199	166	102	89	89	612	501	307	272
All Other Articles - - - Value	—	—	—	—	—	3,014	2,900	2,058	2,035	2,892
TOTAL - - -	—	—	—	—	—	12,883	15,355	13,779	10,818	13,462
TOTAL OF BRITISH AND FOREIGN PRODUCE	—	—	—	—	—	102,904	121,353	99,198	108,325	126,373

IMPORTS THEREFROM.

PRINCIPAL AND OTHER ARTICLES	QUANTITIES.					COMPUTED REAL VALUE.				
	1861.	1862.	1863.	1864.	1865.	1861.	1862.	1863.	1864.	1865.
Bark for Tanners' or Dyers' Use - Cwts.	7,184	3,106	12,241	16,679	30,457	£ 2,488	£ 1,845	£ 5,639	£ 9,417	£ 15,434
Corn: Wheat - "	—	6,695	1,265	26	—	—	4,490	729	14	—
Hides, not Tanned - "	110	—	99	902	149	358	—	185	1,789	261
" Tanned, Tawed, Curried, or Dressed - Lbs.	155,443	123,059	69,497	87,855	146,346	6,460	4,341	2,413	3,386	5,357
Oil: Spermaceti or Head Matter - Tuns	672	594	294	336	338	63,829	52,607	24,137	23,278	36,962
" Train or Blubber - "	—	10	3	—	—	—	415	133	—	—
Whalefins - Tons	3	5	3	—	1	1,060	1,463	1,565	—	205
Wool, Sheep and Lambs' - Lbs.	4,417,098	4,345,552	3,759,414	4,828,260	4,484,398	383,034	389,124	322,677	422,969	365,909
All Other Articles - Value	—	—	—	—	—	8,633	3,398	2,927	3,443	5,291
TOTAL	—	—	—	—	—	465,862	457,683	360,405	464,296	429,419

EXPORTS THERETO.

PRODUCE AND MANUFACTURES OF THE UNITED KINGDOM.										
PRINCIPAL AND OTHER ARTICLES.	QUANTITIES.					DECLARED REAL VALUE.				
	1861.	1862.	1863.	1864.	1865.	1861.	1862.	1863.	1864.	1865.
Apparel and Haberdashery - Value	—	—	—	—	—	£ 80,537	£ 75,787	£ 75,787	£ 62,443	£ 49,328
Bags, Empty - Dozen	5,637	6,302	6,323	12,136	8,208	4,239	5,762	6,448	10,301	7,212
Beer and Ale - Barrels	4,016	3,341	2,672	2,128	2,028	16,073	12,739	10,374	9,538	8,712
Books, Printed - Cwts.	390	336	321	225	316	5,911	3,902	4,273	3,200	4,260
Candles - Lbs.	63,368	46,032	40,300	29,990	13,216	3,254	2,154	1,829	1,138	467
Copper, Wrought and Unwrought - Cwts.	798	664	1,333	738	126	3,505	2,845	6,213	3,575	623
Corn: Grain, Meal, and Flour - Value	—	—	—	—	—	6,401	1,264	2,918	2,622	1,142
Cottons, Entered by the Yard - Yards	1,127,408	1,003,838	721,686	439,083	460,234	23,660	20,855	18,314	13,999	14,469
" " at Value - Value	—	—	—	—	—	4,191	4,824	5,998	2,727	1,314
Drugs and Chemical Products - "	—	—	—	—	—	5,724	4,353	3,952	4,835	3,504
Earthenware and Porcelain - "	—	—	—	—	—	3,562	2,724	6,068	3,839	3,018
Furniture: Cabinet and Uphol- } stery Wares - "	—	—	—	—	—	3,681	2,825	1,592	1,197	704
Glass Manufactures - "	—	—	—	—	—	4,084	3,361	3,415	4,754	3,717
Hardware and Cutlery, Un- } enumerated - Cwts.	2,871	1,371	2,695	2,785	3,278	12,944	6,377	10,452	11,473	11,783
Hats, of all Sorts - Dozens	2,302	2,905	2,937	1,907	1,076	4,381	5,094	5,795	4,308	2,858
Iron, Wrought and Unwrought - Tons	1,375	841	1,061	830	862	16,832	10,016	17,475	13,170	12,692
Lead and Shot - "	108	53	81	112	42	2,466	1,243	1,873	2,617	942
Leather, Wrought and Unwrought - Value	—	—	—	—	—	17,163	21,654	15,581	11,855	11,340
" Saddlery and Harness - "	—	—	—	—	—	2,374	1,487	3,056	2,403	2,563
Linens, Entered by the Yard - Yards	195,222	250,103	262,264	222,610	173,004	6,577	8,034	9,627	8,839	6,001
Machinery and Millwork - Value	—	—	—	—	—	3,570	3,776	2,837	2,183	3,711
Musical Instruments - "	—	—	—	—	—	2,736	1,875	1,230	1,566	1,572
Paper, of all Sorts (including Paper Hangings) - Cwts.	2,035	2,574	2,120	2,976	2,423	7,081	7,292	5,507	8,081	5,930
Pickles and Sauces - Value	—	—	—	—	—	3,143	3,267	4,918	2,962	1,619
Silk Manufactures - "	—	—	—	—	—	5,005	2,303	2,810	2,723	1,953
Soap - Cwts.	36	165	328	396	100	93	309	504	583	243
Stationery, other than Paper - Value	—	—	—	—	—	3,565	1,551	2,922	2,403	1,937
Sugar, Refined - Cwts.	2,207	3,634	1,090	593	1,634	6,129	10,008	2,292	1,102	2,745
Woollens, Entered by the Yard (including those formerly entered by the Piece) - Yards	424,281	309,891	450,087	278,417	384,559	25,125	21,275	26,005	18,426	25,714
" Entered at Value - Value	—	—	—	—	—	2,396	2,969	4,890	3,235	3,175
All Other Articles - "	—	—	—	—	—	37,709	38,188	50,266	44,609	36,188
TOTAL	—	—	—	—	—	324,114	284,934	315,221	266,716	231,436

FOREIGN AND COLONIAL PRODUCE AND MANUFACTURES.

PRINCIPAL AND OTHER ARTICLES.	QUANTITIES.					COMPUTED REAL VALUE.				
	1861.	1862.	1863.	1864.	1865.	1861.	1862.	1863.	1864.	1865.
Coffee - Lbs.	115,152	56,915	62,024	50,847	24,019	£ 3,622	£ 2,004	£ 2,255	£ 1,695	£ 800
Currants - Cwts.	389	1,325	2,253	782	223	428	1,325	2,403	737	190
Isinglass - "	—	84	5	2	—	—	3,205	171	70	—
Raisins - "	263	586	924	717	123	376	747	1,270	1,049	191
Spirits: Rum - Proof Gallons	33,036	48,992	48,872	38,471	23,519	3,302	4,237	4,020	3,458	2,352
" Brandy - "	7,141	9,489	9,168	8,240	4,618	3,154	4,112	3,285	2,524	1,231
Sugar, Refined - Cwts.	—	22	323	225	139	—	37	544	397	215
Tea - Lbs.	50,337	46,994	107,156	99,513	37,867	3,565	3,720	8,372	7,567	3,155
Tobacco, Manufactured, and Cigars - "	59,325	23,681	20,970	24,367	9,608	2,348	1,628	1,618	1,638	420
Wine - Gallons	10,569	18,789	13,125	9,416	6,972	3,689	5,676	4,213	3,241	1,936
Wood, Sawn or Split - Loads	133	269	188	87	261	418	851	567	262	798
All Other Articles - Value	—	—	—	—	—	3,187	4,491	5,812	4,077	2,913
TOTAL	—	—	—	—	—	24,089	33,033	34,560	26,715	14,201
TOTAL OF BRITISH AND FOREIGN PRODUCE	—	—	—	—	—	348,203	316,967	349,781	293,431	245,637

IMPORTS THEREFROM.*

PRINCIPAL AND OTHER ARTICLES.	QUANTITIES.					COMPUTED REAL VALUE.				
	1861.	1862.	1863.	1864.	1865.	1861.	1862.	1863.	1864.	1865.
Camphor - - - - - Cwts.	158	1,261	10,274	18,399	5,445	£ 1,620	£ 11,469	£ 63,302	£ 90,074	£ 25,902
Cassia Lignea - - - - - Lbs.	125,692	179,249	440,652	755,467	736,999	5,050	7,346	17,329	29,160	28,375
China Ware - - - - - Cwts.	97	227	197	125	623	833	1,173	1,300	2,018	6,838
Cotton, Raw - - - - - "	—	1,073	130,369	309,412	110,195	—	7,259	1,039,775	2,570,600	532,059
Oil, Chemical, Essential, or Perfumed :										
Cassia - - - - - Lbs.	3,216	17,577	23,225	29,882	25,234	1,528	7,910	9,354	13,201	9,880
Other Sorts - - - - - "	24,489	30,390	17,256	75,376	16,477	7,401	8,138	6,101	16,105	4,899
Silk, Knubs or Husks, and Waste Silk - Cwts.	—	89	—	95	690	—	1,370	—	1,064	17,245
Raw - - - - - Lbs.	59,372	1,469	2,759	10,873	6,667	48,240	1,396	2,581	11,556	8,834
Sugar, Unrefined - - - - - Cwts.	—	8,865	—	4,272	1	—	9,261	—	5,571	1
Tea - - - - - Lbs.	782,805	993,930	1,627,715	1,316,654	923,577	56,091	78,784	126,698	98,537	79,094
All Other Articles - - - - - Value	—	—	—	—	—	17,101	20,625	22,467	44,043	59,941
TOTAL - - - - -	—	—	—	—	—	137,864	154,721	1,288,907	2,881,929	773,068

EXPORTS THERETO.

PRINCIPAL AND OTHER ARTICLES.	QUANTITIES.					DECLARED REAL VALUE.				
	1861.	1862.	1863.	1864.	1865.	1861.	1862.	1863.	1864.	1865.
Apparel and Haberdashery - - - - - Value	—	—	—	—	—	£ 13,840	£ 15,217	£ 24,047	£ 17,913	£ 18,085
Arms and Ammunition - - - - - "	—	—	—	—	—	16,451	39,613	16,546	15,824	23,295
Beer and Ale - - - - - Barrels	3,347	5,677	10,969	5,879	8,853	12,676	19,664	36,884	23,873	31,390
Coals, Cinders, and Culm - - - - - Tons	33,705	57,750	51,045	66,236	44,738	15,959	27,921	25,210	35,102	23,024
Copper, Wrought and Unwrought - Cwts.	7,194	6,201	6,275	9,578	13,419	33,718	27,759	27,461	42,300	58,946
Cotton Yarn - - - - - Lbs.	6,382,670	2,274,093	2,237,205	1,793,564	860,088	291,859	133,228	237,895	219,901	81,652
Cottons, Entered by the Yard - - - - - Yards	65,828,473	19,988,044	15,703,852	22,618,669	37,293,330	877,475	316,193	384,343	605,145	818,306
" " at Value - - - - - Value	—	—	—	—	—	763	2,453	3,911	972	7,813
Earthenware and Porcelain - - - - - "	—	—	—	—	—	3,127	4,751	5,303	3,944	3,728
Glass Manufactures - - - - - "	—	—	—	—	—	8,985	10,809	13,069	13,129	9,124
Hardwares and Cutlery, Un- } Cwts.	1,883	2,281	2,436	2,665	2,571	12,896	17,032	16,331	12,259	12,864
enumerated - - - - -										
Iron, Wrought and Unwrought - - - - - Tons	5,539	4,969	9,577	4,894	6,086	43,832	46,783	88,739	63,843	63,878
Lead and Shot - - - - - "	3,407	5,727	6,970	4,203	991	72,577	122,317	148,350	92,064	20,824
Linens, Entered by the Yard - - - - - Yards	376,018	226,882	398,794	397,657	708,360	18,915	12,087	21,476	23,234	36,569
Paper, of all Sorts (including } Cwts.	510	644	595	649	918	2,696	3,375	4,374	3,729	4,983
Paper Hangings) - - - - -										
Tin Plates - - - - - Value	—	—	—	—	—	7,713	10,030	16,494	29,309	5,352
Woolens, Entered by the Yard } Yards	2,571,348	2,132,746	2,905,157	3,112,664	2,327,830	217,362	196,035	256,045	280,994	224,310
(including those formerly } entered by the Piece) - - - - -										
" Entered at Value - - - - - Value	—	—	—	—	—	1,888	1,907	6,037	4,135	1,046
All Other Articles - - - - - "	—	—	—	—	—	81,231	106,050	140,707	131,197	103,509
TOTAL - - - - -	—	—	—	—	—	1,733,963	1,113,224	1,473,222	1,618,867	1,548,698

FOREIGN AND COLONIAL PRODUCE AND MANUFACTURES.

PRINCIPAL AND OTHER ARTICLES.	QUANTITIES.					COMPUTED REAL VALUE.				
	1861.	1862.	1863.	1864.	1865.	1861.	1862.	1863.	1864.	1865.
Arms and Cannon, Mounted - - - - - Value	—	—	—	—	—	£ 522	£ 9,713	£ 3,090	£ 2,130	£ 734
Cochineal - - - - - Cwts.	209	86	294	17	9	3,129	1,240	4,741	299	164
Glass, Window, and Shades and } Cylinders - - - - - "	440	450	2,080	4,420	6,450	352	360	1,664	3,536	5,160
Iron : Steel, Unwrought - - - - - Tons	31	66	112	39	35	497	1,034	1,813	635	520
Isinglass - - - - - Cwts.	—	200	—	—	—	—	7,630	—	—	—
Lead, Pig and Sheet - - - - - Tons	—	—	123	400	50	—	—	2,404	7,987	961
Opium - - - - - Lbs.	10,636	—	—	—	—	8,553	—	—	—	—
Quicksilver - - - - - "	37,476	14,256	256,968	841,669	2,016	3,396	1,292	23,288	90,304	208
Spirits : Brandy - - - - - Proof Gallons	5,704	5,267	13,701	9,505	5,271	2,519	2,283	4,909	2,911	1,407
Tar - - - - - Barrels	300	240	1,956	1,152	414	431	419	2,475	1,186	389
Wine - - - - - Gallons	28,791	44,055	63,534	50,448	34,307	10,158	13,989	21,407	16,544	9,796
Woollen Manufactures :										
Entered by the Piece - - - - - Pieces	120	197	378	712	333	1,000	1,850	1,900	3,285	3,465
" at Value - - - - - Value	—	—	—	—	—	1,722	790	320	1,433	260
Zinc, Crude and Rolled - - - - - Tons	54	—	161	—	49	982	—	3,148	—	1,069
All Other Articles - - - - - Value	—	—	—	—	—	11,298	11,327	14,203	18,972	14,816
TOTAL - - - - -	—	—	—	—	—	44,559	51,927	85,362	149,222	38,949
TOTAL OF BRITISH AND FOREIGN PRODUCE	—	—	—	—	—	1,778,522	1,165,151	1,558,584	1,768,089	1,587,647

* The Trade with China (including Hong Kong and Macao) is shown at pages 312 to 313.

EXPORTS THERETO.

PRODUCE AND MANUFACTURES OF THE UNITED KINGDOM.										
PRINCIPAL AND OTHER ARTICLES.	QUANTITIES.					DECLARED REAL VALUE.				
	1861.	1862.	1863.	1864.	1865.	1861.	1862.	1863.	1864.	1865.
Apparel and Haberdashery - Value	—	—	—	—	—	£ 163,544	£ 173,942	£ 245,467	£ 248,828	£ 233,609
Arms and Ammunition :										
Fire-arms (small) - - No.	2,294	5,554	5,696	11,154	15,373	13,125	11,643	12,944	18,430	16,951
Gunpowder - - Lbs.	94,507	2,483,000	84,404	115,632	165,615	6,418	11,520	5,470	7,639	10,706
Beer and Ale - - Barrels	88,787	152,078	143,929	165,430	190,076	275,784	418,404	395,584	486,135	550,789
Books, Printed - - Cwts.	2,292	2,308	2,509	3,360	2,523	40,647	42,973	43,625	52,774	45,843
Carriages - - - - No.	421	686	461	1,162	1,318	45,059	100,744	40,831	117,751	137,055
Coals, Cinders, and Culm - Tons	217,764	163,898	237,911	235,778	244,926	116,062	89,006	126,580	135,265	144,956
Copper, Wrought and Unwrought Cwts.	139,759	194,898	288,121	316,323	188,685	679,325	896,965	1,315,590	1,547,153	855,897
Cotton Yarn - - - - Lbs.	22,897,511	15,991,408	20,864,609	16,337,862	13,602,960	1,402,530	1,336,470	2,613,237	2,190,924	1,482,549
Cottons, Entered by the Yard - Yards	735,549,267	463,502,615	508,081,429	439,256,572	503,780,170	9,100,243	7,178,514	10,437,724	10,279,078	9,809,925
" " at Value - Value	—	—	—	—	—	77,917	80,150	92,408	96,204	84,955
Drugs and Chemical Products - "	—	—	—	—	—	31,485	36,546	51,354	45,958	58,634
Earthenware and Porcelain - "	—	—	—	—	—	65,870	60,195	70,500	84,431	73,992
Glass Manufactures - - "	—	—	—	—	—	97,665	98,268	142,429	160,456	151,853
Hardwares and Cutlery, Unenumerated - - - - Cwts.	45,923	42,410	61,488	51,315	59,397	187,031	169,379	231,452	218,358	226,153
Iron, Wrought and Unwrought - Tons	193,183	154,421	161,091	139,977	192,079	1,822,815	1,446,730	1,536,299	1,445,500	1,961,804
Lead and Shot - - - - "	1,168	1,473	3,456	1,524	1,205	26,517	33,779	75,830	36,607	30,026
Leather, Wrought and Unwrought Value	—	—	—	—	—	22,757	19,273	32,843	38,096	37,128
" Saddlery and Harness - "	—	—	—	—	—	23,769	26,116	28,830	46,681	42,029
Linens, Entered by the Yard - Yards	2,547,557	1,641,462	2,006,683	4,112,535	2,610,172	94,828	59,697	82,553	186,877	111,690
Machinery: Steam Engines - Value	—	—	—	—	—	363,492	456,236	350,235	213,988	277,156
" All Other Sorts - "	—	—	—	—	—	416,492	290,686	255,199	286,765	313,364
Paper, of all Sorts (including Paper Hangings) - Cwts.	18,084	29,199	26,665	28,650	25,867	85,357	100,337	92,803	98,015	88,209
Painters' Colours (not otherwise described) - - - - Value	—	—	—	—	—	26,678	39,372	46,721	46,826	35,767
Pickles and Sauces - - - - "	—	—	—	—	—	26,728	30,372	46,253	43,282	47,165
Provisions (not otherwise described) - - - - "	—	—	—	—	—	53,795	68,325	81,776	74,754	84,601
Salt - - - - - Tons	176,017	182,403	201,469	183,106	117,807	102,812	89,708	91,594	80,988	58,552
Stationery, other than Paper - Value	—	—	—	—	—	31,750	26,860	31,651	28,263	26,830
Telegraphic Wire, &c. - - - - "	—	—	—	—	—	69,256	212,138	45,243	32,671	12,206
Tin Plates - - - - - "	—	—	—	—	—	28,276	17,219	16,979	10,766	12,778
Umbrellas and Parasols - - - - "	—	—	—	—	—	47,202	36,315	43,814	44,821	44,675
Woollens, Entered by the Yard (including those formerly entered by the Piece) - Yards	3,419,801	3,275,796	5,538,928	7,243,859	4,111,580	321,961	352,542	563,333	803,068	480,987
" Entered at Value - Value	—	—	—	—	—	13,566	16,841	28,946	21,707	21,399
Zinc, Wrought and Unwrought - Cwts.	54,796	51,345	53,548	60,125	46,139	55,424	46,181	43,488	52,928	36,737
All Other Articles - - - - Value	—	—	—	—	—	475,576	542,227	682,656	669,650	653,443
TOTAL - - - - -	—	—	—	—	—	16,411,756	14,617,673	20,002,241	19,951,637	18,260,413

* Accounts of the Trade with "Bengal and Pegu," "Madras," and "Bombay and Scinde," separately, in the Years 1861 to 1865, are given at pages 378 to 383.

YEARS 1861 to 1865.

BRITISH INDIA,
(Exclusive of SINGAPORE and CEYLON)—(Cont^d.)

EXPORTS THERETO—Continued.

FOREIGN AND COLONIAL PRODUCE AND MANUFACTURES.

PRINCIPAL AND OTHER ARTICLES.	QUANTITIES.					COMPUTED REAL VALUE.				
	1861.	1862.	1863.	1864.	1865.	1861.	1862.	1863.	1864.	1865.
Beads and Bugles of Glass - Lbs.	1,176,211	920,145	788,759	678,930	468,622	£ 58,810	£ 46,007	£ 45,189	£ 35,361	£ 24,895
Candles, Stearine - Cwts.	195	1,904	6,394	3,549	2,308	936	9,234	28,400	14,077	8,222
„ Wax - - - - - „	—	45	719	8	135	—	474	7,382	83	1,436
Cochineal - - - - - „	1,789	2,297	5,306	968	53	26,783	33,125	85,559	17,053	967
Copper, Unwrought and part } Wrought - - - - - }	17,036	16,876	5,177	13,060	5,620	75,793	72,818	21,451	58,221	24,146
„ Wire - - - - - Value	—	—	—	—	—	745	5,029	2,225	570	509
Cotton Manufactures, Entered at } Value - - - - - }	—	—	—	—	—	32,684	28,510	30,916	26,168	10,998
„ Piece Goods - - - Pieces	8,562	29,280	62,898	82,148	39,106	6,370	25,327	55,594	51,712	24,166
„ Yarn - - - - - Lbs.	526,855	444,156	179,197	572,383	538,065	61,212	49,572	29,464	110,763	94,043
Glass, Flint Cut, Coloured, or } Ornamented - - - - }	494	269	674	865	818	1,667	1,950	3,505	7,835	5,883
„ Window - - - - - „	5,180	12,141	16,045	21,932	11,322	4,144	9,713	12,836	17,545	9,058
Iron, in Bars - - - - - Tons	3,577	9,375	4,394	4,353	2,587	39,820	103,004	49,745	50,477	29,362
„ viz. Steel, Unwrought - „	2,261	2,642	1,104	1,672	262	36,004	41,289	17,857	27,226	3,893
„ „ Wrought - - - - - Cwts.	4,873	4,858	3,928	3,781	3,367	6,362	6,830	9,185	7,705	7,340
Paper, not for Hangings - - „	3,664	7,865	10,936	18,280	14,275	10,156	19,296	28,325	45,592	35,696
Plated or Gilt Wire - - - Lbs.	128,659	104,679	109,351	42,487	59,978	24,161	15,087	20,041	8,430	8,435
Precious Stones - - - - - Value	—	—	—	—	—	480	8,790	1,000	—	—
Quicksilver - - - - - Lbs.	232,577	124,273	203,399	137,837	119,403	21,077	11,262	18,433	14,789	12,313
Quinine, Sulphate of - - - Ounces	436	7,170	43,798	8,160	984	137	2,420	13,687	2,414	266
Silk Manufactures: Bandannas, Corahs, Choppas, Tussore Cloths, Romals, and Taffaties - - - - } Pieces	18,230	1,266	—	1,847	—	18,040	1,245	—	1,161	—
Broad Stuffs and Ribbons - Lbs.	1,354	5,429	15,116	3,326	292	4,025	15,987	42,526	8,328	904
Spelter - - - - - Tons	2,211	2,811	1,433	1,124	765	39,661	51,052	26,513	25,113	16,720
Spirits: Brandy - - - Proof Gallons	21,621	30,329	46,221	36,082	45,720	9,551	13,141	16,563	11,050	12,192
Tar - - - - - Barrels	1,164	4,272	3,612	6,360	2,892	1,673	7,334	4,577	6,546	2,711
Teeth, Elephants' - - - - - Cwts.	—	215	215	401	47	—	4,897	5,970	12,750	1,491
Tobacco, Manufactured - - - Lbs.	39,829	33,348	76,037	60,817	34,473	2,706	2,741	5,893	4,321	2,426
Wine - - - - - Gallons	177,894	252,106	321,140	318,405	365,022	63,058	79,274	104,469	102,965	102,706
Wood, Hewn - - - - - Loads	4,688	568	1,562	1,468	3,730	15,840	1,867	5,004	4,542	10,671
„ Sawn or Split - - - - - „	6,608	1,812	7,407	1,978	7,167	20,853	5,598	22,344	5,959	21,919
Woollen Manufactures, Entered } by the Piece - - - - }	1,107	1,081	5,222	4,409	4,095	4,822	3,531	9,836	12,636	15,284
„ Entered at Value - - - Value	—	—	—	—	—	4,662	3,692	8,806	16,393	9,464
All Other Articles - - - - - „	—	—	—	—	—	49,367	48,657	81,873	88,445	74,661
TOTAL - - - - -	—	—	—	—	—	641,599	728,753	815,168	796,230	572,777
TOTAL OF BRITISH AND FOREIGN PRODUCE	—	—	—	—	—	17,053,355	15,346,426	20,817,409	20,747,867	18,833,190

BRITISH INDIA,
Exclusive of SINGAPORE and CEYLON—(Cont^d.)
(BENGAL and PEGU.)

BENGAL AND PEGU.
IMPORTS THEREFROM.

PRINCIPAL AND OTHER ARTICLES.	QUANTITIES.					COMPUTED REAL VALUE.				
	1861.	1862.	1863.	1864.	1865.	1861.	1862.	1863.	1864.	1865.
Borax - - - - - <i>Cwts.</i>	2,976	2,264	7,452	7,355	5,113	£ 6,521	£ 4,819	£ 15,194	£ 16,211	£ 10,234
Caoutchouc - - - - - "	576	1,284	4,338	4,404	1,838	4,131	9,813	31,116	26,324	10,696
Corn: Wheat - - - - - "	29,765	19,569	36,400	2,990	—	16,398	8,931	16,665	1,246	—
Canes, Rattan - - - - - <i>Number</i>	2,619,602	414,556	621,635	793,519	4,610,624	4,194	754	1,772	1,846	12,129
Cotton, Raw - - - - - <i>Cwts.</i>	462	89,118	397,864	489,420	367,595	1,273	501,478	2,741,695	2,977,746	1,613,535
Cutch - - - - - <i>Tons</i>	1,983	1,657	1,626	2,210	1,508	47,151	44,084	41,334	53,535	38,393
Ginger - - - - - <i>Cwts.</i>	78	—	4,498	10,487	30,889	136	—	11,679	21,232	38,946
Gum, Lacdye - - - - - "	11,554	9,084	10,976	12,043	11,554	48,974	38,347	51,893	73,849	71,542
" Shellac - - - - - "	31,455	34,070	34,419	40,004	46,139	277,476	299,421	263,730	243,099	195,703
Hemp, Rough or Undressed - - - - - "	4,833	1,930	2,506	16,973	6,312	5,738	2,606	3,509	21,160	6,329
" Jute - - - - - "	900,392	935,572	1,193,690	1,991,798	2,003,156	707,108	900,356	1,487,272	2,159,985	1,681,376
Hides, not Tanned - - - - - "	183,721	215,076	235,490	154,722	153,183	652,391	742,411	814,485	570,441	561,907
" Tanned, Tawed, Curried, or Dressed <i>Lbs.</i>	79,574	36,534	80,068	32,406	15,257	2,780	1,541	3,565	1,570	670
Horns, Horn-tips, and Pieces of Horns - <i>Tons</i>	1,189	521	433	397	402	21,641	9,997	8,634	8,121	8,574
Indigo - - - - - <i>Cwts.</i>	59,983	32,076	50,424	47,532	44,176	2,323,760	1,373,971	1,620,814	1,595,327	1,459,927
Jute. See Hemp.										
Oil, Castor - - - - - "	17,520	15,506	39,017	15,007	15,646	44,777	47,207	94,487	37,401	40,927
Petroleum - - - - - <i>Tons</i>	878	2,432	—	565	1,417	14,621	41,580	—	9,197	28,623
Rice, not in the Husk - - - - - <i>Cwts.</i>	2,763,034	3,271,238	2,563,397	2,707,112	1,306,290	1,794,451	1,964,926	1,564,761	1,554,975	866,042
Safflower - - - - - "	7,917	17,186	7,130	10,255	6,187	41,139	82,738	38,356	53,340	34,013
Salt-petre - - - - - "	236,890	380,223	361,039	284,806	237,657	419,034	688,056	680,049	470,648	296,317
Seeds, Linseed and Flax - - - - - <i>Qrs.</i>	281,385	257,941	505,085	559,384	639,782	755,080	810,255	1,610,586	1,649,004	1,928,313
" Poppy - - - - - "	5,354	8,209	17,745	15,879	35,522	15,433	24,319	51,156	41,787	97,801
" Rape - - - - - "	21,654	16,426	74,184	41,524	95,018	59,170	54,256	219,151	114,541	313,807
" Unenumerated, for expressing Oil } therefrom - - - - - }	—	691	15,353	3,268	4,171	—	2,114	41,961	8,344	12,084
Silk, Raw - - - - - <i>Lbs.</i>	155,200	420,193	204,343	166,760	178,964	130,622	394,936	190,918	153,706	202,634
" Waste - - - - - <i>Cwts.</i>	8,926	3,185	2,557	3,022	6,722	140,341	46,123	28,640	46,272	161,457
" Manufactures: Corahs, Choppas, } Bandannas, and Tussores Cloths - }	107,180	176,713	153,407	66,944	74,219	84,592	137,978	112,698	48,173	53,584
Spirits: Rum - - - - - <i>Gallons</i>	89,452	12,523	11	3	32	7,233	887	1	—	2
Sugar, Unrefined - - - - - <i>Cwts.</i>	419,637	101,006	14,315	481,350	137,692	548,934	129,101	17,408	555,136	150,976
" Refined and Candy - - - - - "	3,165	146	155	12,440	7,247	4,854	225	236	20,881	10,572
Tallow - - - - - "	13,084	906	1,295	1,552	1,630	32,177	2,057	2,775	3,114	3,272
Tea - - - - - <i>Lbs.</i>	1,644,075	1,658,456	2,621,007	3,348,651	2,940,042	144,537	148,066	260,641	376,722	333,652
Teeth, Elephants' - - - - - <i>Cwts.</i>	297	67	1	11	3	8,297	1,544	30	346	98
Turmeric - - - - - <i>Tons</i>	552	130	94	879	940	8,044	2,792	2,938	23,197	23,461
Wax, Bees' - - - - - <i>Cwts.</i>	747	82	146	580	486	6,370	655	1,236	5,598	4,536
Wood: Teak - - - - - <i>Loads</i>	2,936	6,889	3,065	3,862	4,891	46,624	90,506	36,674	50,038	58,060
All Other Articles - - - - - <i>Value</i>	—	—	—	—	—	79,038	90,239	61,726	98,345	83,473
TOTAL - - - - -	—	—	—	—	—	8,505,060	8,699,089	12,129,785	13,092,457	10,413,665

BRITISH INDIA,
(Exclusive of SINGAPORE and CEYLON)—(Cont^d.)
(BENGAL and PEGU—Cont^d.)

EXPORTS THERE TO.

PRODUCE AND MANUFACTURES OF THE UNITED KINGDOM.

PRINCIPAL AND OTHER ARTICLES.	QUANTITIES.					DECLARED REAL VALUE.				
	1861.	1862.	1863.	1864.	1865.	1861.	1862.	1863.	1864.	1865.
Apparel and Haberdashery - - - Value	—	—	—	—	—	£ 78,772	£ 93,953	£ 117,188	£ 121,350	£ 125,696
Beer and Ale - - - Burels	28,804	55,149	62,162	87,564	103,651	116,015	164,057	164,296	253,354	298,964
Coals, Cinders, and Culm - - - Tons	45,556	41,054	73,066	73,468	44,946	24,005	22,774	39,487	39,697	24,883
Copper, Wrought and Unwrought - - - Cwts.	41,425	43,270	80,091	107,127	59,058	201,595	205,784	354,492	505,672	263,781
Cotton Yarn - - - Lbs.	13,789,167	9,681,377	10,791,512	8,481,515	7,860,149	836,672	797,338	1,370,929	1,119,564	824,981
Cottons, Entered by the Yard - - - Yards	433,452,305	282,600,808	244,072,772	229,000,986	321,035,019	5,455,485	4,484,287	5,017,537	5,149,383	6,127,628
" " at Value - - - Value	—	—	—	—	—	50,950	62,074	52,540	49,733	52,077
Earthenware and Porcelain - - - "	—	—	—	—	—	32,862	32,745	37,895	39,478	41,785
Glass Manufactures - - - "	—	—	—	—	—	51,970	52,320	68,121	68,929	68,557
Hardwares and Cutlery, Unenumerated - - - Cwts.	24,689	18,194	25,079	17,938	31,484	94,155	79,011	90,209	71,207	114,242
Iron, Wrought and Unwrought - - - Tons	89,690	52,529	57,457	33,485	68,442	911,635	556,315	618,031	374,275	714,626
Linens, Entered by the Yard - - - Yards	1,502,391	876,438	955,330	1,039,582	1,421,494	51,783	32,119	43,388	55,676	59,730
Machinery: Steam Engines - - - Value	—	—	—	—	—	222,019	215,206	242,448	100,180	62,455
All Other Sorts - - - "	—	—	—	—	—	131,915	43,119	89,309	77,717	113,144
Paper, of all Sorts (including Paper Hangings) - - - Cwts.	8,170	16,630	10,123	9,929	11,276	36,882	58,748	37,978	35,908	40,785
Pickles and Sauces - - - Value	—	—	—	—	—	10,642	12,545	18,935	21,600	27,020
Provisions, Unenumerated - - - "	—	—	—	—	—	26,225	39,402	39,709	38,159	42,653
Salt - - - Tons	176,011	177,482	200,282	181,824	117,803	102,774	87,151	91,054	80,310	58,548
Stationery, other than Paper - - - Value	—	—	—	—	—	18,181	14,831	15,757	13,868	14,877
Telegraphic Wire and Apparatus - - - "	—	—	—	—	—	36,032	70,833	2,349	16,272	6,258
Umbrellas and Parasols - - - "	—	—	—	—	—	31,469	29,064	35,570	24,411	30,174
Woollens, Entered by the Yard (including those formerly entered by the Piece) - - - Yards	2,202,222	2,174,830	2,896,470	3,674,993	2,922,632	201,505	229,447	292,472	384,787	318,206
" " at Value - - - Value	—	—	—	—	—	9,125	12,422	19,163	10,418	16,507
Zinc, Wrought and Unwrought - - - Cwts.	20,474	30,567	32,885	46,309	41,294	19,959	29,299	27,260	38,067	31,387
All Other Articles - - - Value	—	—	—	—	—	357,164	470,178	485,547	434,341	431,873
TOTAL - - -	—	—	—	—	—	9,109,791	7,895,022	9,371,594	9,124,356	9,910,837

FOREIGN AND COLONIAL PRODUCE AND MANUFACTURES.

PRINCIPAL AND OTHER ARTICLES.	QUANTITIES.					COMPUTED REAL VALUE.				
	1861.	1862.	1863.	1864.	1865.	1861.	1862.	1863.	1864.	1865.
Beads and Bugles of Glass - - - Lbs.	484,966	690,408	662,895	502,568	394,089	£ 24,248	£ 34,520	£ 37,978	£ 26,175	£ 20,935
Candles, Stearine - - - Cwts.	125	704	2,220	778	1,758	600	3,414	9,860	3,086	6,263
" Wax - - - "	—	45	607	8	135	—	474	6,232	83	1,436
" Cochineal - - - "	76	346	154	6	45	1,138	4,990	2,483	106	821
Copper, Unwrought and part Wrought - - -	8,965	11,152	3,355	7,540	4,640	39,531	48,114	13,898	33,936	20,026
Copper Wire - - - Tons	—	14	6	1	1	—	4,390	780	100	12
Cotton Manufactures, Entered at Value - - - Value	—	—	—	—	—	20,210	17,146	18,413	16,500	9,543
" Piece Goods - - - Pieces	3,530	20,140	29,775	22,782	9,246	3,245	17,706	25,566	12,767	5,977
" Yarn - - - Lbs.	419,475	323,506	94,080	408,456	360,299	49,192	32,528	14,150	78,555	64,241
Glass, Window - - - Cwts.	1,720	8,606	9,702	12,119	8,711	1,376	6,885	7,762	9,694	6,969
Iron, in Bars - - - Tons	1,055	1,863	1,311	924	607	11,747	20,474	14,837	10,715	6,889
Iron and Steel, Wrought, Machinery, Tools, &c. - - - Cwts.	2,878	1,455	974	900	1,571	2,679	3,198	5,129	2,736	3,447
" Steel, Unwrought - - - Tons	508	497	307	225	156	8,093	7,766	4,959	3,664	2,318
Paper, not for Hangings - - - Cwts.	1,583	5,505	4,362	4,689	8,830	4,353	13,364	11,108	11,850	22,585
Plated or Gilt Wire - - - Lbs.	90,996	75,198	99,033	36,248	53,660	17,970	11,078	18,205	7,526	7,600
Precious Stones - - - Value	—	—	—	—	—	480	8,790	1,000	—	—
Quicksilver - - - Lbs.	135,706	76,356	58,417	45,012	68,600	12,298	6,920	5,294	4,829	7,074
Quinine, Sulphate of - - - Ounces	50	2,900	41,634	7,300	484	16	979	13,011	2,160	131
Silk Manufactures:										
Bandannas, Corahs, Choppas, Tussore - - - Pieces	18,230	966	—	1,717	—	18,040	975	—	1,021	—
Cloths, Romals, and Taffaties - - - Lbs.	1,062	4,714	13,841	2,222	112	3,146	14,178	39,366	5,903	364
Broadstuffs and Ribbons - - - Tons	1,602	2,005	1,092	1,047	458	28,924	36,465	20,242	23,403	10,017
Spelter - - - Proof Gallons	9,465	12,174	20,571	16,655	18,545	4,181	5,274	7,372	5,101	4,945
Spirits: Brandy - - - Proof Gallons	468	2,028	1,992	3,720	1,081	665	3,478	2,532	3,829	1,013
Tar - - - Gallons	88,924	119,054	153,887	159,179	184,961	31,629	38,061	50,091	51,991	51,802
Wine - - - Loads	3,116	1,094	4,759	1,238	5,460	9,931	3,364	14,356	3,729	16,698
" Hewn - - - "	2,409	480	1,164	1,273	2,725	8,141	1,572	3,715	3,936	7,800
Woollen Manufactures: Entered by the Piece - - - Pieces	887	992	2,195	2,582	2,426	3,942	3,202	7,120	7,820	12,265
" " at Value - - - Value	—	—	—	—	—	2,386	1,701	7,210	12,923	5,321
All Other Articles - - - "	—	—	—	—	—	19,347	29,144	41,975	36,100	31,141
TOTAL - - -	—	—	—	—	—	327,508	380,150	404,644	380,238	327,633
TOTAL OF BRITISH AND FOREIGN PRODUCE - - -	—	—	—	—	—	9,437,299	8,275,172	9,776,238	9,504,594	10,238,470

BRITISH INDIA,
(Exclusive of SINGAPORE and CEYLON)—(Cont^d.)
(MADRAS.)

MADRAS.

IMPORTS THEREFROM.

PRINCIPAL AND OTHER ARTICLES.	QUANTITIES.					COMPUTED REAL VALUE.				
	1861.	1862.	1863.	1864.	1865.	1861.	1862.	1863.	1864.	1865.
Berries, Myrobalan - - - - Cwts.	6,726	663	12,651	13,603	30,641	£ 3,351	£ 321	£ 6,877	£ 7,220	£ 21,822
Cardamoms - - - - Lbs.	22,680	91,594	98,127	42,101	48,300	4,694	24,014	22,807	8,915	9,413
Coffee - - - - "	6,033,787	8,515,956	7,645,879	13,864,486	13,003,133	212,018	310,342	277,902	439,298	455,823
Coir, Coir Rope, Twine, and Strands, and Yarn Cwts.	67,421	30,893	50,406	42,466	69,207	84,520	38,750	68,770	55,852	80,220
Cotton, Raw - - - - "	175,682	338,138	441,582	421,833	438,645	482,572	1,910,440	4,122,449	3,695,819	2,910,368
Cotton Piece Goods - - - - Pieces	194,600	182,532	176,122	37,934	35,233	101,574	102,449	89,313	17,469	21,044
Ginger - - - - Cwts.	4,989	3,053	5,665	5,951	5,483	13,046	9,239	19,992	21,164	18,715
Hides, not Tanned - - - - "	4,252	4,211	10,366	5,147	5,951	14,779	14,661	34,806	18,529	21,898
„ Tanned, Tawed, Curried, or Dressed Lbs.	135,391	157,540	217,341	182,239	523,220	4,609	6,561	9,691	7,972	24,341
Horns, Horntips, and Pieces of Horns - Tons	362	274	526	338	623	10,491	7,006	13,477	10,041	18,294
Indigo - - - - Cwts.	9,539	12,023	15,984	14,450	6,747	281,122	353,334	338,755	295,437	137,225
Nuts used for expressing Oil therefrom - Tons	135	523	1,072	829	233	2,095	8,146	14,775	10,637	3,576
Oil, Castor - - - - Cwts.	29	500	5,394	3,029	3,332	51	1,296	11,653	6,667	8,362
„ Cocoa-nut - - - - "	139,123	50,305	127,291	148,575	55,102	333,305	135,690	306,967	293,128	128,274
„ Seed - - - - Tons	87	54	543	585	169	3,173	1,940	23,674	27,972	5,161
„ Train or Blubber - - - - "	473	382	18	497	943	14,607	14,549	730	17,764	29,771
„ Spermaceti or Head Matter - - - - "	—	—	—	197	87	—	—	—	13,087	9,098
Pepper - - - - Lbs.	185,595	1,220,978	166,130	48,996	403,210	3,290	20,266	2,605	804	6,337
Rice, not in the Husk - - - - Cwts.	190,570	102,328	113,825	124,993	41,191	100,747	58,337	60,706	64,033	24,136
Saltpetre - - - - "	5,656	9,923	5,590	739	4,631	7,912	14,006	8,910	1,140	4,631
Sandal Wood - - - - Tons	1,453	1,512	2,138	2,256	2,887	9,033	10,075	14,304	11,545	13,878
Seeds, Rape - - - - Qrs.	591	2,614	12,021	5,974	12,132	1,727	8,820	35,498	17,473	39,071
„ Unenumerated, for expressing Oil } therefrom - - - - }	13,880	15,580	28,155	16,722	24,584	40,035	47,427	74,985	42,688	65,737
Senna - - - - Lbs.	355,709	231,067	236,826	370,696	639,564	5,031	6,537	9,063	12,774	16,694
Skins, Goat, Tanned or Tawed - - - - No.	936,188	1,304,398	1,534,427	1,620,790	1,870,838	58,099	104,265	133,927	133,318	178,296
„ Sheep, Tanned or Tawed - - - - "	947,588	1,004,147	1,195,306	1,198,899	1,343,259	31,667	38,629	49,504	48,479	50,372
Sugar, Unrefined - - - - Cwts.	250,228	207,710	218,565	228,223	281,703	266,130	234,876	237,292	259,873	260,897
Turmeric - - - - Tons	61	—	23	489	352	703	—	451	10,449	6,415
Wax, Bees - - - - Cwts.	326	158	170	443	1,234	2,616	1,315	1,753	4,461	11,264
All Other Articles - - - - Value	—	—	—	—	—	36,059	42,555	28,978	40,125	31,501
TOTAL - - - - -	—	—	—	—	—	2,129,062	3,525,846	6,020,914	5,594,133	4,612,654

BRITISH INDIA,
(Exclusive of SINGAPORE and CEYLON)—(Cont^d.)
(MADRAS—Cont^d.)

EXPORTS THERETO.

PRODUCE AND MANUFACTURES OF THE UNITED KINGDOM.

PRINCIPAL AND OTHER ARTICLES.	QUANTITIES.					DECLARED REAL VALUE.				
	1861.	1862.	1863.	1864.	1865.	1861.	1862.	1863.	1864.	1865.
Apparel and Haberdashery - - - Value	—	—	—	—	—	£ 30,949	£ 37,805	£ 47,073	£ 51,534	£ 56,384
Beer and Ale - - - Barrels	34,858	18,874	27,295	27,082	30,970	74,208	49,052	73,147	88,060	88,299
Coals, Cinders, and Culm - - Tons	27,070	16,027	33,526	13,504	28,093	13,736	9,038	19,287	8,598	16,264
Copper, Wrought and Unwrought - Cwts.	6,704	6,494	18,555	12,134	13,784	31,765	29,353	78,678	55,132	54,858
Cotton Yarn - - - Lbs.	3,686,760	1,663,956	3,957,747	2,090,351	2,381,229	247,617	157,933	531,743	329,752	298,032
Cottons, Entered by the Yard - - Yards	14,272,650	10,058,058	18,438,591	14,269,475	18,934,880	210,836	189,529	455,565	406,714	416,404
" " at Value - - - Value	—	—	—	—	—	1,438	2,072	2,377	4,073	2,523
Earthenware and Porcelain - - "	—	—	—	—	—	9,408	4,882	8,016	9,203	6,734
Hardwares and Cutlery, Unenumerated Cwts.	5,060	4,035	7,214	7,030	6,602	18,846	17,846	30,011	29,632	26,942
Iron, Wrought and Unwrought - - Tons	33,185	20,141	34,917	40,513	49,536	268,887	121,549	228,468	351,999	399,745
Machinery: Steam Engines - - - Value	—	—	—	—	—	11,008	41,246	24,153	10,068	45,089
" All Other Sorts - - - "	—	—	—	—	—	39,193	24,033	16,197	30,276	22,526
Paper, of all Sorts (including Paper } Hangings) - - - - - } Cwts.	2,038	3,432	4,789	2,474	3,424	10,637	12,101	16,519	9,254	10,257
Stationery, other than Paper - - - Value	—	—	—	—	—	4,114	4,709	3,624	5,142	4,087
Telegraphic Wire and Apparatus - - "	—	—	—	—	—	18,514	77,920	15	—	810
Woollens, Entered by the Yard (including } those formerly entered } by the Piece) - - - } Yards	145,073	132,679	247,757	255,699	258,593	15,443	13,617	27,629	28,728	28,664
" " at Value - - - Value	—	—	—	—	—	365	464	1,636	1,280	1,070
Zinc, Wrought and Unwrought - - Cwts.	8,403	273	1,962	3,254	1,856	12,798	306	2,130	4,677	2,339
All Other Articles - - - - - Value	—	—	—	—	—	98,306	123,114	147,493	167,784	169,013
TOTAL - - - - -	—	—	—	—	—	1,118,068	916,569	1,713,761	1,591,906	1,650,040

FOREIGN AND COLONIAL PRODUCE AND MANUFACTURES.

PRINCIPAL AND OTHER ARTICLES.	QUANTITIES.					COMPUTED REAL VALUE.				
	1861.	1862.	1863.	1864.	1865.	1861.	1862.	1863.	1864.	1865.
Candles, Stearine - - - - - Cwts.	16	528	896	537	160	£ 77	£ 2,561	£ 3,980	£ 2,130	£ 570
Copper, Unwrought and part Wrought - "	200	—	20	540	120	929	—	95	2,582	558
Cotton Manufactures, Entered at Value - Value	—	—	—	—	—	986	540	3,220	965	260
" " " by the Piece Pieces	—	—	940	7,520	3,272	—	—	960	3,530	2,246
" Yarn - - - - - Lbs.	17,936	10,400	16,800	28,846	57,802	1,840	1,214	3,381	4,283	9,282
Iron, in Bars - - - - - Tons	35	30	184	23	42	384	324	2,082	267	477
Steel, Unwrought - - - - - Tons	34	11	20	7	9	538	172	324	114	134
Paper, not for Hangings - - - - - Cwts.	324	498	1,045	606	948	841	1,274	2,682	1,542	2,428
Quicksilver - - - - - Lbs.	11,001	23,067	9,983	10,474	7,687	997	2,090	905	1,124	793
Spelter - - - - - Tons	108	126	78	67	107	1,896	2,272	1,436	1,488	2,339
Spirits: Brandy - - - - - Proof Gallons	5,290	10,356	9,523	8,989	12,331	2,337	4,488	3,412	2,753	3,288
Wine - - - - - Gallons	25,163	41,873	51,109	51,996	60,901	8,854	13,192	16,212	16,814	17,443
Wood, Hewn - - - - - Loads	1,535	—	—	—	—	5,181	—	—	—	—
" Sawn or Split - - - - - "	615	40	—	86	26	2,024	123	—	259	80
All Other Articles - - - - - Value	—	—	—	—	—	5,476	6,050	4,687	8,858	9,373
TOTAL - - - - -	—	—	—	—	—	32,360	34,300	43,376	46,709	49,271
TOTAL OF BRITISH AND FOREIGN PRODUCE	—	—	—	—	—	1,150,428	950,869	1,757,137	1,638,615	1,699,311

BRITISH INDIA,
Exclusive of SINGAPORE and CEYLON—(Cont^d.)
(BOMBAY and SCINDE.)

BOMBAY AND SCINDE.
IMPORTS THEREFROM.

PRINCIPAL AND OTHER ARTICLES.	QUANTITIES.					COMPUTED REAL VALUE.				
	1861.	1862.	1863.	1864.	1865.	1861.	1862.	1863.	1864.	1865.
Aloes - - - - - Lbs.	17,481	12,118	189,356	64,133	107,952	£ 1,012	£ 959	£ 12,231	£ 3,113	£ 5,725
Berries, Myrobolan - - - - - Cwts.	24,047	32,228	48,963	26,503	28,551	11,706	18,179	28,212	15,013	20,369
Cardamoms - - - - - Lbs.	82,107	35,715	55,696	36,049	47,133	18,966	12,494	16,210	8,642	12,827
Cloves - - - - - "	484,247	677,425	2,977,406	896,072	1,656,117	6,641	11,193	40,012	14,125	21,968
Coffee - - - - - "	1,525,206	1,953,391	3,091,392	3,149,967	2,911,676	57,056	74,082	114,652	96,231	93,509
Coir, Coir Rope, Twine, and Strands, and Yarn - - - - - Cwts.	33,232	30,208	29,287	38,417	22,766	38,153	38,385	40,659	49,111	39,985
Cotton, Raw - - - - - "	3,081,777	3,063,317	3,004,196	3,573,048	3,152,484	8,850,270	19,521,856	27,545,116	31,226,086	20,315,169
Fruit: Dates - - - - - "	39,618	21,425	33,214	310	1,400	23,196	14,058	19,415	248	1,050
Galls - - - - - "	852	927	951	1,564	2,896	3,941	4,613	4,889	12,207	25,561
Ginger - - - - - "	4,471	4,599	4,708	3,719	633	11,725	13,448	16,552	12,848	2,172
Gum, Animi - - - - - "	926	1,831	3,159	1,630	1,769	8,390	16,908	26,099	13,848	12,195
„ Arabic - - - - - "	1,758	2,755	5,214	1,366	5,258	2,990	5,058	13,452	4,769	17,405
Hemp, Rough or Undressed - - - - - "	13,532	20,398	33,336	51,342	8,510	15,081	24,548	47,200	58,350	9,278
„ Jute - - - - - "	1,622	5,767	13,320	16,072	96,689	1,235	6,478	17,454	12,956	85,224
Hides, not Tanned - - - - - "	7,593	10,396	6,058	2,826	5,836	26,322	36,128	21,025	10,626	14,291
„ Tanned, Tawed, Curried, or Dressed Lbs.	458,600	140,086	26,095	2,745	12,882	15,706	5,709	1,167	120	655
Horns, Horntips, and Pieces of Horns - Tons	823	549	641	490	497	20,248	12,515	15,124	13,132	13,405
Indigo - - - - - Cwts.	76	4,699	4,508	19	11	752	57,249	42,208	192	123
Isinglass - - - - - "	562	14	83	393	606	5,083	105	913	7,157	10,751
Jute. See Hemp.										
Madder Root (including Munjeet) - - - - - "	21,330	17,796	11,606	12,842	2,086	29,396	22,302	14,878	16,638	2,755
Oil, Cocoa-nut - - - - - "	239	7,484	7,459	456	5	595	20,936	18,068	942	11
„ Palm - - - - - "	10,724	—	—	—	—	21,716	—	—	—	—
„ Seed - - - - - Tuns	577	114	1,025	103	—	23,352	5,716	44,061	3,980	—
Olibanum - - - - - Cwts.	7,011	8,991	11,606	7,749	9,976	16,422	25,353	36,868	25,998	28,270
Orchal - - - - - "	284	1,722	5,194	5,751	7,202	551	2,778	8,320	9,203	11,162
Pepper - - - - - Lbs.	241,106	981,595	301,721	280,835	315,045	4,645	16,931	5,014	5,101	5,462
Rice, not in the Husk - - - - - Cwts.	138,383	216,492	205,743	231,804	359,754	72,651	107,904	102,873	103,046	171,648
Saltpetre - - - - - "	69,090	47,990	28,838	22,165	7,409	79,549	57,693	37,622	27,649	7,934
Seeds, Linseed and Flax - - - - - Qrs.	262,270	164,927	108,532	121,956	103,739	763,554	555,643	371,633	379,601	319,360
„ Mustard - - - - - Cwts.	4,794	5,180	2,845	1,585	3,868	5,537	4,200	2,149	1,462	4,258
„ Rape - - - - - Qrs.	96,764	53,306	110,900	78,884	44,353	292,967	180,563	331,535	227,401	143,881
„ Unenumerated, for expressing Oil } therefrom - - - - - "	12,541	19,717	27,727	10,873	3,943	35,954	60,108	75,904	27,578	10,202
Silk, Raw - - - - - Lbs.	6,921	49,792	3,561	1,014	4,260	5,883	43,636	3,027	913	4,047
Tea - - - - - "	313,505	178,159	405,623	185,062	91,287	21,383	13,647	31,678	13,799	6,132
Teeth, Elephants' - - - - - Cwts.	4,037	3,359	2,508	2,606	2,054	107,751	76,422	69,663	82,110	65,783
Wool, Sheep and Lambs' - - - - - Lbs.	18,987,859	17,940,237	20,650,513	20,333,503	17,084,299	611,425	742,207	1,002,902	975,371	811,138
All Other Articles - - - - - Value	—	—	—	—	—	122,826	98,612	105,256	149,448	75,428
TOTAL - - - - -	—	—	—	—	—	11,334,630	21,908,616	30,284,041	33,609,009	22,369,133

BRITISH INDIA,
(Exclusive of SINGAPORE and CEYLON)—(Cont^d).
(BOMBAY and SCINDE—Cont^d.)

EXPORTS THERETO.

PRODUCE AND MANUFACTURES OF THE UNITED KINGDOM.

PRINCIPAL AND OTHER ARTICLES.	QUANTITIES.					DECLARED REAL VALUE.				
	1861.	1862.	1863.	1864.	1865.	1861.	1862.	1863.	1864.	1865.
Apparel and Haberdashery - - - Value	—	—	—	—	—	£ 53,823	£ 44,184	£ 81,206	£ 75,944	£ 51,529
Beer and Ale - - - Barrels	25,125	78,055	54,472	50,784	55,455	85,561	205,295	158,141	144,721	163,526
Coals, Cinders, and Culm - - - Tons	145,138	106,817	131,319	148,806	171,887	78,321	57,194	67,806	86,970	103,809
Copper, Wrought and Unwrought - - - Cwts.	91,630	145,134	189,475	197,062	115,843	445,965	661,828	882,490	986,349	537,258
Cotton Yarn - - - Lbs.	5,421,584	4,646,075	6,115,350	5,765,996	3,361,582	318,241	381,199	710,565	741,608	359,536
Cottons, Entered by the Yard - - - Yards	284,824,312	170,843,749	245,570,066	195,986,111	163,810,271	3,433,922	2,504,698	4,964,622	4,722,981	3,265,893
" " at Value - - - Value	—	—	—	—	—	25,529	16,004	37,491	42,398	30,355
Earthenware and Porcelain - - - "	—	—	—	—	—	23,600	22,568	24,589	35,750	25,473
Glass Manufactures - - - "	—	—	—	—	—	36,673	35,390	59,665	72,859	68,469
Hardwares and Cutlery, Unenumerated - - - Cwts.	16,174	20,181	29,195	26,347	21,311	74,030	72,522	111,232	117,519	84,969
Iron, Wrought and Unwrought - - - Tons	70,308	81,751	68,717	65,979	74,101	642,293	768,866	689,800	719,226	847,433
Lead and Shot - - - Yards	690	392	1,686	432	454	14,370	8,633	36,695	9,554	9,863
Linens, Entered by the Yard - - - Yards	937,771	645,314	895,297	2,927,646	836,656	38,755	23,546	31,872	125,170	35,964
Machinery: Steam Engines - - - Value	—	—	—	—	—	130,465	199,784	83,634	103,740	169,612
" All Other Sorts - - - "	—	—	—	—	—	245,384	223,534	149,693	178,772	177,694
Paper, of all Sorts (including Paper Hangings) - - - Cwts.	7,876	9,137	11,753	16,247	11,167	37,838	29,488	38,306	52,853	37,167
Painters' Colours - - - Value	—	—	—	—	—	114,418	15,649	22,565	27,046	14,790
Pickles and Sauces - - - "	—	—	—	—	—	13,353	13,583	23,492	14,771	13,684
Provisions, Unenumerated - - - "	—	—	—	—	—	20,555	18,079	31,021	25,054	27,379
Stationery, other than Paper - - - "	—	—	—	—	—	9,455	7,320	12,270	9,253	7,866
Telegraphic Wire and Apparatus - - - "	—	—	—	—	—	14,710	63,385	42,879	16,399	5,138
Umbrellas and Parasols - - - "	—	—	—	—	—	14,916	6,835	7,632	19,684	13,442
Woolens, Entered by the Yard (including those formerly entered by the Piece) - - - Yards	1,072,506	968,287	2,444,701	3,313,167	930,355	105,013	109,478	243,232	389,553	134,117
" " at Value - - - Value	—	—	—	—	—	4,076	3,955	8,147	10,009	3,822
Zinc, Wrought and Unwrought - - - Cwts.	25,919	20,505	18,701	10,562	2,980	22,667	16,576	14,098	10,184	3,011
All Other Articles - - - Value	—	—	—	—	—	279,964	296,489	383,743	497,008	507,737
TOTAL - - - -	—	—	—	—	—	6,183,897	5,806,082	8,916,866	9,235,375	6,699,536

FOREIGN AND COLONIAL PRODUCE AND MANUFACTURES.

PRINCIPAL AND OTHER ARTICLES.	QUANTITIES.					COMPUTED REAL VALUE.				
	1861.	1862.	1863.	1864.	1865.	1861.	1862.	1863.	1864.	1865.
Beads and Bugles of Glass - - - Lbs.	691,085	229,737	125,834	175,732	70,527	£ 34,554	£ 11,487	£ 7,209	£ 9,153	£ 3,747
Candles, Stearine - - - Cwts.	54	672	3,278	2,234	390	259	3,259	14,560	8,861	1,389
Cochineal - - - "	1,713	1,951	5,152	962	8	25,645	28,135	83,076	16,947	146
Copper, Unwrought and part Wrought - - - "	7,871	5,724	1,802	4,980	860	35,333	24,704	7,458	21,703	3,562
Cotton Manufactures, Entered at Value - - - Value	—	—	—	—	—	11,488	10,824	9,283	8,703	1,195
" Piece Goods - - - Pieces	5,032	9,140	32,183	51,846	26,588	3,125	7,621	29,068	35,415	15,943
" Yarn - - - Lbs.	89,444	110,250	68,317	135,081	119,964	10,180	15,830	11,933	27,925	20,520
Glass, Window - - - Cwts.	2,145	2,674	5,803	9,076	2,481	1,716	2,139	4,642	7,261	1,985
" Flint Cut, Coloured, &c. - - - "	276	186	523	730	666	707	1,638	2,963	6,445	5,135
Iron, in Bars - - - Tons	2,487	7,482	2,900	3,406	1,938	27,689	82,206	32,826	39,495	21,996
" Steel, Unwrought - - - "	1,719	2,134	777	1,440	97	27,373	33,351	12,574	23,448	1,441
" " Wrought or Manufactured - - - Cwts.	1,994	3,403	2,954	2,835	671	3,680	3,632	4,056	4,717	2,598
Paper, not for Hangings - - - "	1,757	1,862	5,529	12,985	4,497	4,962	4,658	14,535	32,200	10,683
Plated or Gilt Wire - - - Lbs.	37,061	29,461	10,318	6,044	6,318	6,082	4,005	1,836	850	835
Quicksilver - - - "	85,870	24,850	134,999	82,351	43,116	7,782	2,252	12,234	8,836	4,446
Silk, Raw - - - "	5,824	—	—	—	—	5,145	—	—	—	—
" Manufactures: Broad Stuffs and Ribbons - - - Tons	292	665	975	1,104	180	879	1,669	2,440	2,425	540
Spelter - - - "	501	680	263	10	200	8,841	12,315	4,835	222	4,364
Spirits: Brandy - - - Proof Gallons	6,866	7,799	16,127	10,438	14,844	3,033	3,379	5,779	3,196	3,959
Tar - - - Barrels	300	2,148	1,524	2,244	1,756	436	3,684	1,940	2,309	1,646
Teeth, Elephants' - - - Cwts.	—	215	215	401	47	—	4,897	5,970	12,750	1,491
Tobacco, Manufactured - - - Lbs.	11,718	20,380	60,321	43,577	16,392	1,550	1,658	4,624	2,916	1,229
Wine - - - Gallons	63,807	91,179	116,144	107,230	119,160	22,575	28,021	38,166	34,160	33,461
Wood, Hewn - - - Loads	744	88	398	195	1,005	2,518	295	1,299	606	2,871
" Sawn or Split - - - "	2,877	678	2,648	654	1,681	8,898	2,111	7,988	1,971	5,141
Woolens, Entered by the Piece - - - Pieces	220	85	3,027	1,827	1,637	880	289	2,716	4,816	2,779
" " at Value - - - Value	—	—	—	—	—	2,276	1,991	1,596	3,315	4,143
All Other Articles - - - "	—	—	—	—	—	24,125	18,253	41,552	48,638	38,628
TOTAL - - - -	—	—	—	—	—	281,731	314,303	367,148	369,283	195,873
TOTAL OF BRITISH AND FOREIGN PRODUCE - - -	—	—	—	—	—	6,465,628	6,120,385	9,284,034	9,604,658	6,895,409

SINGAPORE AND THE EASTERN STRAITS SETTLEMENTS.

YEARS 1861 TO 1865.

IMPORTS THEREFROM.

PRINCIPAL AND OTHER ARTICLES.	QUANTITIES.					COMPUTED REAL VALUE.				
	1861.	1862.	1863.	1864.	1865.	1861.	1862.	1863.	1864.	1865.
Antimony, Ore - - - - - <i>Tons</i>	1,168	313	693	916	50	£ 15,072	£ 3,604	£ 6,585	£ 9,595	£ 435
Camphor - - - - - <i>Cwts.</i>	181	2,808	2,604	1,948	503	1,674	26,705	15,745	9,335	2,898
Canes, Rattans, not Ground - - - - - <i>No.</i>	12,289,884	10,526,756	6,736,419	12,761,404	15,021,749	19,840	18,963	19,329	29,794	37,728
„ or Sticks, Other Sorts - - - - - <i>Value</i>	—	—	—	—	—	7,140	2,865	4,735	14,494	15,058
Caoutchouc - - - - - <i>Cwts.</i>	13,351	9,084	5,488	8,141	4,119	95,116	70,413	38,445	47,902	27,315
Coffee - - - - - <i>Lbs.</i>	1,482,403	3,547,747	1,620,477	1,253,020	1,665,947	38,541	107,815	51,546	32,215	48,261
Cotton, Raw - - - - - <i>Cwts.</i>	450	8	1,952	5,766	1,636	1,313	63	13,842	42,387	4,774
Cutch - - - - - <i>Tons</i>	1,130	390	208	702	472	26,645	10,367	5,269	17,593	11,638
Gamboge - - - - - <i>Cwts.</i>	219	146	210	28	173	1,157	1,202	1,706	334	1,642
Gum, Benzoin - - - - - „	2,304	1,148	2,831	2,220	1,353	21,016	11,072	24,674	16,787	12,125
„ Copal - - - - - „	161	1,294	233	950	1,488	121	1,830	1,182	3,981	5,492
„ Stick Lac - - - - - „	1,282	5,178	4,575	7,249	165	6,425	23,769	15,656	19,105	346
„ Other Sorts - - - - - „	2,688	2,822	2,297	1,467	1,111	7,104	8,073	9,584	2,884	2,805
Gutta-percha - - - - - „	18,747	14,527	18,597	29,151	21,585	124,318	155,397	191,974	228,131	119,810
Hides, not Tanned - - - - - „	11,028	12,403	12,110	10,610	15,213	39,124	43,308	41,967	37,583	56,146
Isinglass - - - - - „	444	40	50	353	459	4,204	355	653	6,432	8,143
Mace - - - - - <i>Lbs.</i>	125,664	68,170	43,773	33,594	15,870	6,249	3,378	2,154	2,260	1,152
Mother-of-Pearl Shells, Rough - - - - - <i>Cwts.</i>	588	697	2,008	816	163	968	1,785	8,733	3,862	1,180
Nutmegs - - - - - <i>Lbs.</i>	519,955	360,697	301,758	424,185	286,998	30,469	24,303	16,715	29,023	18,818
Oil, Chemical, Essential, and Perfumed - - - - - „	20,723	58,223	1,771	3,268	2,350	5,514	11,857	915	686	845
Pepper - - - - - „	13,338,431	15,417,029	16,025,738	17,172,632	16,919,575	226,100	257,281	245,314	247,859	243,938
Rice, not in the Husk - - - - - <i>Cwts.</i>	82,207	222,304	75,263	54,677	37,458	47,028	129,058	34,552	23,073	17,689
Sago - - - - - „	136,101	165,635	123,870	111,423	106,409	113,782	140,492	100,129	100,675	89,162
Spirits, Rum - - - - - <i>Gallons</i>	202,161	186,693	190,196	171,383	100,040	16,320	13,214	13,237	12,807	7,740
Sugar, Unrefined - - - - - <i>Cwts.</i>	79,203	98,641	60,051	96,637	37,535	89,657	105,169	61,777	107,715	39,356
Tapioca - - - - - „	14,692	20,301	27,792	27,530	18,191	26,153	27,727	30,107	36,268	27,509
Tea - - - - - <i>Lbs.</i>	25,710	41,714	171,581	8,892	105,535	2,225	3,232	13,371	662	8,022
Terra Japonica (or Gambier) - - - - - <i>Tons</i>	8,350	6,691	10,499	10,745	13,110	141,205	136,418	233,972	268,307	310,843
Tin - - - - - <i>Cwts.</i>	60,068	69,823	37,680	60,782	96,993	358,598	403,689	223,549	306,814	450,101
Tortoiseshell or Turtleshell, Unmanufactured <i>Lbs.</i>	5,967	2,127	2,458	7,452	4,512	3,815	1,393	1,529	4,633	3,056
Wood, Teak - - - - - <i>Loads</i>	25,063	45,377	30,771	28,625	48,052	401,897	607,188	368,142	368,506	552,539
All Other Articles - - - - - <i>Value</i>	—	—	—	—	—	34,635	23,828	33,434	38,136	29,365
TOTAL - - - - -	—	—	—	—	—	1,913,425	2,375,813	1,830,522	2,069,838	2,155,931

SINGAPORE, &C. (Cont^d)
EXPORTS THERETO.

PRODUCE AND MANUFACTURES OF THE UNITED KINGDOM.

PRINCIPAL AND OTHER ARTICLES.	QUANTITIES.					DECLARED REAL VALUE.				
	1861.	1862.	1863.	1864.	1865.	1861.	1862.	1863.	1864.	1865.
Apparel and Haberdashery - Value	—	—	—	—	—	£ 5,769	£ 9,635	£ 15,599	£ 11,453	£ 11,787
Arms and Ammunition :										
Fire-arms (small) - No.	5,947	5,931	2,396	1,077	4,027	3,553	5,707	1,933	2,375	3,399
Gunpowder - Lbs.	870,262	1,083,786	1,857,000	695,297	921,197	26,146	33,086	50,507	20,498	25,663
Beer and Ale - Barrels	1,457	2,925	3,485	2,254	2,782	5,755	13,261	15,673	9,803	12,116
Coals, Cinders, and Culm - Tons	31,955	55,008	50,636	84,755	44,944	15,135	26,097	24,777	44,040	23,502
Copper, Wrought and Unwrought - Cwts.	8,586	7,196	14,219	6,963	11,868	39,216	32,988	62,610	32,370	51,604
Cotton Yarn - Lbs.	1,660,387	1,593,371	1,991,936	1,172,718	1,297,300	96,798	99,389	213,231	130,990	127,181
Cottons, Entered by the Yard - Yards	44,381,991	32,726,886	29,060,076	24,908,432	43,217,688	616,189	567,488	701,618	652,747	918,966
" " at Value - Value	—	—	—	—	—	2,768	5,633	13,470	5,958	8,990
Earthenware and Porcelain - "	—	—	—	—	—	15,018	14,112	23,156	18,385	7,109
Glass Manufactures - "	—	—	—	—	—	7,831	11,079	11,561	8,695	7,451
Hardwares and Cutlery, Unenumerated - Cwts.	3,512	5,193	4,186	4,878	4,316	19,880	18,840	19,575	18,381	19,321
Iron, Wrought and Unwrought - Tons	2,369	3,920	9,139	3,867	6,000	21,946	33,015	79,371	36,522	56,019
Linens, Entered by the Yard - Yards	631,512	644,500	847,898	734,349	1,024,662	27,399	28,316	37,218	34,497	45,566
Machinery: Steam Engines - Value	—	—	—	—	—	2,300	5,185	5,953	3,135	13,863
" All Other Sorts - "	—	—	—	—	—	5,158	3,991	10,601	11,389	4,678
Woollens, Entered by the Yard (including those formerly entered by the Piece) - Yards	698,005	446,014	575,346	664,989	390,599	47,002	51,531	48,080	51,848	30,636
All Other Articles - Value	—	—	—	—	—	69,521	105,328	151,841	88,594	72,267
TOTAL - - -	—	—	—	—	—	1,027,384	1,064,681	1,486,774	1,181,680	1,440,118

FOREIGN AND COLONIAL PRODUCE AND MANUFACTURES.

PRINCIPAL AND OTHER ARTICLES.	QUANTITIES.					COMPUTED REAL VALUE.				
	1861.	1862.	1863.	1864.	1865.	1861.	1862.	1863.	1864.	1865.
Beads and Bugles of Glass - Lbs.	31,776	20,083	20,260	15,616	26,950	£ 1,589	£ 1,004	£ 1,161	£ 815	£ 1,432
Cotton Manufactures, Entered at Value - Value	—	—	—	—	—	7,611	3,095	1,370	2,364	24,057
" Piece Goods - Pieces	5,558	2,480	3,941	50,456	59,406	1,744	2,190	2,690	19,476	23,692
" Yarn - Lbs.	34,080	12,698	5,000	16,134	34,004	3,443	1,400	1,000	3,130	3,676
Guano - Tons	367	441	420	389	259	4,163	5,098	4,775	4,315	2,919
Iron, in Bars - "	64	92	64	197	160	715	1,011	727	2,284	1,816
" Steel, Unwrought - "	88	120	70	27	—	1,394	1,875	1,133	439	—
Lead, Pig and Sheet - "	—	114	—	—	—	—	2,217	—	—	—
Opium - Lbs.	1,210	—	—	—	—	973	—	—	—	—
Paper, not for Hangings - Cwts.	70	28	—	3	119	179	72	—	8	305
Spelter - Tons	52	16	84	—	—	927	367	1,546	—	—
Spirits: Brandy - Proof Gallons	1,052	2,149	5,753	4,223	2,853	464	931	2,062	1,294	760
Wine - Gallons	11,308	15,405	22,758	14,661	14,737	3,989	4,924	7,648	5,053	4,244
All Other Articles - Value	—	—	—	—	—	1,883	4,299	5,540	9,345	7,373
TOTAL - - -	—	—	—	—	—	29,074	28,483	29,652	48,523	70,274
TOTAL OF BRITISH AND FOREIGN PRODUCE	—	—	—	—	—	1,056,458	1,093,164	1,516,426	1,230,203	1,510,392

LABUAN.

IMPORTS THEREFROM. Nil

EXPORTS THERETO.

PRODUCE AND MANUFACTURES OF THE UNITED KINGDOM.

PRINCIPAL AND OTHER ARTICLES.	QUANTITIES.					DECLARED REAL VALUE.				
	1861.	1862.	1863.	1864.	1865.	1861.	1862.	1863.	1864.	1865.
Cottons, Entered by the Yard - Yards	—	—	—	—	—	£ —	£ —	£ —	£ —	£ —
Iron, Wrought and Unwrought - Tons	—	297	—	—	—	—	1,610	—	—	—
Machinery and Millwork - Value	—	—	—	—	—	1,200	2,582	—	—	—
All Other Articles - "	—	—	—	—	—	17	502	—	—	—
TOTAL - - -	—	—	—	—	—	1,217	4,694	—	—	—

FOREIGN AND COLONIAL PRODUCE AND MANUFACTURES.

PRINCIPAL AND OTHER ARTICLES.	QUANTITIES.					COMPUTED REAL VALUE.				
	1861.	1862.	1863.	1864.	1865.	1861.	1862.	1863.	1864.	1865.
Spirits: Brandy - Proof Gallons	29	—	—	—	—	£ 13	£ —	£ —	£ —	£ —
Wine - "	108	46	—	—	—	37	15	—	—	—
TOTAL - - -	—	—	—	—	—	50	15	—	—	—
TOTAL OF BRITISH AND FOREIGN PRODUCE	—	—	—	—	—	1,267	4,709	—	—	—

IMPORTS THEREFROM.

PRINCIPAL AND OTHER ARTICLES.	QUANTITIES.					COMPUTED REAL VALUE.				
	1861.	1862.	1863.	1864.	1865.	1861.	1862.	1863.	1864.	1865.
Cinnamon - - - - - Lbs.	732,940	810,684	874,704	596,769	846,433	£ 54,766	£ 63,596	£ 72,892	£ 61,482	£ 90,003
Coffee - - - - - " "	53,505,993	55,285,723	79,793,201	69,011,290	90,455,468	1,728,773	2,045,125	2,898,096	2,370,129	3,112,765
Coir, Coir Rope, Twine, and Strands, and Yarn } Cwts.	29,096	25,843	37,485	33,635	39,292	36,321	33,004	51,884	43,911	70,524
Cotton, Raw - - - - - "	36,633	15,263	33,163	32,499	21,315	124,128	108,600	277,559	272,665	161,990
Cowries - - - - - "	3,340	3,089	4,804	4,210	2,128	5,420	2,553	6,459	4,113	2,282
Ebony - - - - - Tons	431	367	551	538	409	4,881	3,932	5,444	5,460	3,835
Hemp - - - - - Cwts.	222	318	63	422	61	285	272	284	806	207
Lead, Black (or Plumbago) - - Tons	2,539	1,485	1,954	3,547	2,616	25,230	15,634	31,312	44,355	29,812
Oil, Chemical, Essential, and Per- fumed - - - - - } Lbs.	19,215	14,785	30,565	22,321	56,052	9,932	10,344	16,075	9,423	19,675
" Cocoa-nut - - - - - Cwts.	106,489	74,665	137,115	185,257	96,508	246,614	195,846	319,512	348,706	204,879
All Other Articles - - - - - Value	—	—	—	—	—	14,669	9,356	19,908	12,750	11,745
TOTAL - - - - -	—	—	—	—	—	2,251,019	2,488,262	3,699,425	3,173,820	3,707,717

EXPORTS THERETO.

PRODUCE AND MANUFACTURES OF THE UNITED KINGDOM.

PRINCIPAL AND OTHER ARTICLES.	QUANTITIES.					DECLARED REAL VALUE.				
	1861.	1862.	1863.	1864.	1865.	1861.	1862.	1863.	1864.	1865.
Apparel and Haberdashery - Value	—	—	—	—	—	£ 10,913	£ 17,958	£ 29,787	£ 19,387	£ 18,936
Beer and Ale - - - - - Barrels	4,194	4,137	5,174	6,125	6,763	15,002	14,136	18,307	23,486	24,724
Coals, Cinders, and Culm - Tons	25,946	54,240	69,450	43,505	52,413	12,262	26,200	33,102	22,306	27,209
Copper, Wrought and Unwrought - Cwts.	1,052	909	1,416	972	1,445	5,987	4,477	6,832	5,819	6,766
Cotton Yarn - - - - - Lbs.	237,950	448,440	612,226	176,546	335,400	15,899	40,479	78,746	29,227	34,941
Cottons, Entered by the Yard - Yards	17,917,196	18,432,697	22,222,525	12,654,484	15,594,561	302,673	310,538	569,642	413,914	384,476
" " at Value - - - - - Value	—	—	—	—	—	3,333	3,908	3,841	5,087	3,437
Earthenware and Porcelain - - "	—	—	—	—	—	6,747	9,353	21,817	14,008	8,793
Glass Manufactures - - - - - "	—	—	—	—	—	4,261	4,033	7,195	8,071	6,561
Hardwares and Cutlery, Unenu- merated - - - - - } Cwts.	2,598	2,640	10,448	8,251	3,391	11,077	11,069	38,038	31,181	11,727
Iron, Wrought and Unwrought - Tons	2,288	2,535	10,179	5,150	3,151	24,665	30,131	106,633	74,140	43,391
Linen Manufactures - - - - - Value	—	—	—	—	—	4,837	4,556	7,836	9,030	5,434
Machinery : Steam Engines - - "	—	—	—	—	—	1,360	2,390	6,792	16,881	3,511
" All Other Sorts - - - - - "	—	—	—	—	—	3,024	3,331	10,629	6,635	11,961
Paper, of all Sorts - - - - - Cwts.	1,001	1,187	1,682	2,331	966	4,964	4,411	6,120	9,234	4,176
Woollens, Entered by the Yard } (including those formerly entered by the Piece) } Yards	101,700	96,804	211,105	157,070	67,405	7,947	10,456	21,465	13,426	6,329
All Other Articles - - - - - "	—	—	—	—	—	51,704	76,572	109,145	125,001	84,817
TOTAL - - - - -	—	—	—	—	—	486,655	573,998	1,075,927	826,333	687,189

FOREIGN AND COLONIAL PRODUCE AND MANUFACTURES.

PRINCIPAL AND OTHER ARTICLES.	QUANTITIES.					COMPUTED REAL VALUE.				
	1861.	1862.	1863.	1864.	1865.	1861.	1862.	1863.	1864.	1865.
Cotton Manufactures, Entered at } Value - - - - - } Value	—	—	—	—	—	£ 2,271	£ 898	£ 2,329	£ 487	£ 400
" Piece Goods - - - - - Pieces	300	—	3,842	20,950	5,602	750	—	1,546	8,394	2,827
" Yarn - - - - - Lbs.	5,800	16,744	20,814	28,907	18,255	580	1,800	3,970	4,690	2,969
Guano - - - - - Tons	—	621	776	765	5	—	7,176	8,835	8,485	56
Iron, Bars, Unwrought - - - - - "	106	198	67	41	57	1,175	2,173	759	475	647
" Steel, Unwrought - - - - - "	5	67	32	24	14	76	1,042	510	391	208
" " Wrought - - - - - Cwts.	620	667	2,103	2,855	704	920	667	2,522	2,782	354
Paper, not for Hangings - - - - - "	184	292	466	146	48	505	749	1,158	366	119
Spirits : Brandy - - - - - Proof Gallons	8,940	12,266	15,568	11,404	7,039	3,948	5,316	5,579	3,493	1,877
Tobacco, Manufactured, and Cigars - Lbs.	20,718	1,890	29,744	19,085	10,494	820	130	2,305	1,264	542
Wine - - - - - Gallons	23,301	34,705	57,135	38,990	36,767	8,219	11,004	18,967	12,983	10,600
Wood, Sawn - - - - - Loads	26	—	2,328	1,239	1,315	86	—	7,023	3,732	4,022
All Other Articles - - - - - Value	—	—	—	—	—	2,344	2,262	8,753	8,904	6,563
TOTAL - - - - -	—	—	—	—	—	21,694	33,217	64,256	56,446	31,184
TOTAL OF BRITISH AND FOREIGN PRODUCE	—	—	—	—	—	508,349	607,215	1,140,183	882,779	718,373

YEARS 1861 TO 1865.

ADEN.

IMPORTS THEREFROM.

PRINCIPAL AND OTHER ARTICLES.	QUANTITIES.					COMPUTED REAL VALUE.				
	1861.	1862.	1863.	1864.	1865.	1861.	1862.	1863.	1864.	1865.
Coffee - - - Lbs.	—	25	68,877	—	—	£ —	£ 1	£ 2,812	£ —	£ —
All Other Articles - - - Value	—	—	—	—	—	17	32	171	75	—
TOTAL - - -	—	—	—	—	—	17	33	2,983	75	—

EXPORTS THERETO.

PRODUCE AND MANUFACTURES OF THE UNITED KINGDOM.

PRINCIPAL AND OTHER ARTICLES.	QUANTITIES.					DECLARED REAL VALUE.				
	1861.	1862.	1863.	1864.	1865.	1861.	1862.	1863.	1864.	1865.
Beer and Ale - - - Barrels	38	613	523	1,220	889	£ 267	£ 2,118	£ 1,868	£ 2,738	£ 2,415
Coals, Cinders, and Culm - Tons	19,440	46,911	83,218	37,948	64,162	9,238	22,128	41,095	20,066	32,981
Fuel, Manufactured - - - "	1,040	1,699	1,185	8,483	13,584	572	1,650	703	6,028	9,376
Cottons, Entered by the Yard - Yards	91,074	—	—	—	—	1,265	—	—	—	—
Telegraphic Wire, &c. - - - Value	—	—	—	—	—	—	20,000	—	—	—
All Other Articles - - - "	—	—	—	—	—	831	1,305	1,351	2,925	847
TOTAL - - -	—	—	—	—	—	12,173	47,201	45,017	31,757	45,619

FOREIGN AND COLONIAL PRODUCE AND MANUFACTURES.

PRINCIPAL AND OTHER ARTICLES.	QUANTITIES.					COMPUTED REAL VALUE.				
	1861.	1862.	1863.	1864.	1865.	1861.	1862.	1863.	1864.	1865.
Spirits: Brandy - - - Proof Gallons	191	164	220	281	654	£ 83	£ 71	£ 79	£ 86	£ 174
Tobacco, Manufactured, and Cigars Lbs.	654	539	1,283	12	1,890	26	43	99	5	83
Wine - - - - Gallons	215	644	75	321	1,097	77	210	27	104	324
All Other Articles - - - Value	—	—	—	—	—	9	—	—	2	17
TOTAL - - -	—	—	—	—	—	195	324	205	197	598
TOTAL OF BRITISH AND FOREIGN PRODUCE	—	—	—	—	—	12,368	47,525	45,222	31,954	46,217

IMPORTS THEREFROM.

PRINCIPAL AND OTHER ARTICLES.	QUANTITIES.					COMPUTED REAL VALUE.				
	1861.	1862.	1863.	1864.	1865.	1861.	1862.	1863.	1864.	1865.
Cotton, Raw - - - Cwts.	7,288	17,948	1,609	830	150	£ 25,413	£ 63,426	£ 9,386	£ 7,588	£ 1,052
Hides, not Tanned - - - "	2,296	2,299	3,926	2,157	2,161	5,809	6,199	10,993	6,040	6,051
Oil, Train or Blubber - - - Tuns	2	49	90	—	—	65	1,574	4,024	—	—
" Spermaceti or Head Matter - - - "	28	86	353	85	—	2,552	8,067	28,131	5,933	—
Rice, not in the Husk - - - Cwts.	9,849	5	33,876	23,206	25,349	5,416	3	19,081	13,441	14,288
Seed, Linseed - - - Qrs.	3,300	3,118	959	—	24	8,745	8,998	3,054	—	66
Spirits: Rum - - - Gallons	400,905	305,025	301,279	261,933	273,920	31,872	21,783	21,044	18,989	21,634
Sugar, Unrefined - - - Cwts.	1,503,961	686,433	1,635,671	1,054,429	992,316	1,818,554	837,493	1,878,846	1,521,408	1,191,998
Wool, Sheep and Lambs' - - - Lbs.	35,866	20,262	30,336	79,723	56,462	1,188	718	1,391	5,558	4,352
All Other Articles - - - Value	—	—	—	—	—	14,468	19,453	10,320	10,812	6,858
TOTAL - - -	—	—	—	—	—	1,914,042	967,714	1,986,270	1,589,769	1,246,299

EXPORTS THERETO.

PRODUCE AND MANUFACTURES OF THE UNITED KINGDOM.										
PRINCIPAL AND OTHER ARTICLES.	QUANTITIES.					DECLARED REAL VALUE.				
	1861.	1862.	1863.	1864.	1865.	1861.	1862.	1863.	1864.	1865.
Apparel and Haberdashery - - - Value	—	—	—	—	—	£ 28,811	£ 27,416	£ 28,606	£ 27,135	£ 37,158
Beer and Ale - - - Barrels	4,914	6,827	4,628	7,832	7,131	18,076	23,604	16,154	27,531	25,829
Carriages, of all Sorts - - - No.	84	67	133	203	25	7,563	6,077	21,594	32,294	2,485
Coals, Cinders, and Culm - - - Tons	18,321	11,154	28,189	17,865	22,866	8,630	5,216	12,941	9,657	11,338
" Prepared Fuel - - - "	2,652	835	1,048	733	1,764	2,589	638	656	841	1,953
Copper, Wrought and Unwrought - - - Cwts.	7,444	3,881	6,582	5,154	5,885	34,125	17,866	27,721	23,497	25,815
Cottons, Entered by the Yard - - - Yards	16,476,758	8,522,794	5,008,403	7,753,007	9,196,487	211,920	126,243	99,311	186,137	189,816
" " at Value - - - Value	—	—	—	—	—	5,216	4,734	5,797	6,274	8,858
Earthenware and Porcelain - - - "	—	—	—	—	—	2,180	2,774	3,980	3,152	7,241
Glass Manufactures - - - "	—	—	—	—	—	6,153	6,281	5,187	6,896	6,208
Gunpowder - - - Lbs.	20,817	58,650	94,662	73,065	99,075	647	1,797	2,620	2,217	3,017
Hardwares and Cutlery, Unenumerated - - - Cwts.	5,580	4,486	3,906	4,697	6,683	16,183	15,876	13,683	15,853	23,126
Iron, Wrought and Unwrought - - - Tons	2,930	12,872	5,811	7,165	4,532	44,534	105,223	57,628	99,704	68,083
Lead and Shot - - - "	159	226	212	157	202	3,534	4,857	4,627	3,537	4,483
Linens, Entered by the Yard - - - Yards	247,924	145,992	235,932	275,849	360,660	9,187	5,655	10,242	12,038	12,537
Machinery: Steam Engines - - - Value	—	—	—	—	—	15,413	6,926	38,240	34,125	9,405
" All Other Sorts - - - "	—	—	—	—	—	38,157	27,126	28,464	48,897	43,784
Painters' Colours (not otherwise described) - - - "	—	—	—	—	—	8,486	10,622	5,912	8,955	12,256
Tin Plates - - - "	—	—	—	—	—	12,211	16,961	13,066	5,590	10,804
Woollens, Entered by the Yard (including those formerly entered by the Piece) - - - Yards	—	—	279,932	235,415	141,751	8,062	8,972	15,694	14,236	10,101
" Entered at Value - - - Value	—	—	—	—	—	89	1,091	1,371	939	664
All Other Articles - - - "	—	—	—	—	—	69,961	93,913	98,319	86,347	82,393
TOTAL - - -	—	—	—	—	—	551,727	519,868	511,813	655,852	597,354

FOREIGN AND COLONIAL PRODUCE AND MANUFACTURES.

PRINCIPAL AND OTHER ARTICLES.	QUANTITIES.					COMPUTED REAL VALUE.				
	1861.	1862.	1863.	1864.	1865.	1861.	1862.	1863.	1864.	1865.
Beef - - - Cwts.	163	—	909	1,168	—	£ 266	—	£ 1,329	£ 1,733	—
Candles, Stearine - - - "	35	113	92	122	124	168	548	409	484	442
Cheese - - - "	498	130	47	139	276	1,154	286	117	363	796
Cordage - - - "	148	409	945	—	180	278	791	2,075	—	337
Guano - - - Tons	806	—	—	—	104	9,134	—	—	—	1,172
Iron and Steel, Wrought - - - Cwts.	105	278	73	150	181	150	705	95	155	205
Pepper - - - Lbs.	623	891	54,333	670	208	10	15	849	10	3
Spirits: Rum - - - Proof Gallons	2,788	31,985	46,755	3,477	1,964	279	2,798	3,825	314	195
Tar - - - Barrels	72	240	684	300	130	104	409	861	309	122
Tea - - - Lbs.	13,938	6,238	10,454	12,818	10,771	988	493	817	974	897
Tin - - - Cwts.	2,760	—	—	—	65	16,445	—	—	—	302
Tobacco, Manufactured, and Cigars - - - Lbs.	5,339	332	901	531	1,269	301	74	102	69	55
Wine - - - Gallons	6,428	13,565	12,402	12,617	11,438	2,285	4,193	4,159	4,439	3,340
Wood, Hewn - - - Loads	37	915	3,629	897	35	125	2,997	11,583	2,773	100
" Sawn or Split - - - "	457	1,533	2,850	1,009	698	1,426	4,714	8,598	3,040	2,135
All Other Articles - - - Value	—	—	—	—	—	4,907	4,229	2,698	4,100	5,557
TOTAL - - -	—	—	—	—	—	38,020	22,252	37,516	18,763	15,658
TOTAL OF BRITISH AND FOREIGN PRODUCE	—	—	—	—	—	589,747	542,120	549,329	674,615	613,012

YEARS 1861 to 1865.

CAPE OF GOOD HOPE AND BRITISH POSSESSIONS IN SOUTH AFRICA.

IMPORTS THEREFROM.

PRINCIPAL AND OTHER ARTICLES.	QUANTITIES.					COMPUTED REAL VALUE.				
	1861.	1862.	1863.	1864.	1865.	1861.	1862.	1863.	1864.	1865.
Aloes - - - - - <i>Lbs.</i>	380,321	221,045	440,395	474,763	731,777	£ 6,623	£ 4,093	£ 8,823	£ 9,529	£ 12,866
Arrowroot - - - - - <i>Cwts.</i>	2,142	1,046	1,136	1,534	1,250	4,001	2,267	3,924	5,092	3,904
Coffee - - - - - <i>Lbs.</i>	586,106	18,360	37,157	49,199	88,168	18,294	611	1,080	1,387	2,889
Copper Ore - - - - - <i>Tons</i>	2,325	2,960	3,155	4,384	4,086	56,228	74,393	80,824	110,379	95,656
Cotton, Raw - - - - - <i>Cwts.</i>	6,217	6,546	34,082	1,707	1,111	8,266	35,456	196,042	15,437	8,047
Feathers, Ostrich - - - <i>Lbs.</i>	3,384	8,820	11,215	15,047	17,892	21,539	41,553	108,918	139,254	142,264
Hides, not Tanned - - - <i>Cwts.</i>	15,958	12,181	13,161	14,454	12,019	35,839	24,443	27,149	31,632	23,900
Horns, Horntips, and Pieces of Horn - - - - - } <i>Tons</i>	73	63	86	62	87	2,002	2,176	2,643	1,570	2,099
Oil, Train or Blubber - - <i>Tuns</i>	—	11	39	47	64	—	447	1,729	2,144	2,795
„ Spermaceti or Head Matter „	—	—	40	154	8	—	—	3,220	10,620	718
Rice, not rough nor in the Husk <i>Cwts.</i>	8,601	625	6,839	—	14,270	4,700	375	3,828	—	7,133
„ rough or in the Husk - <i>Qrs.</i>	—	197	—	—	2,084	—	354	—	—	4,392
Skins, Goat, Undressed - - <i>No.</i>	229,377	223,991	248,994	189,762	366,874	31,562	35,419	41,295	31,353	65,803
„ Seal - - - - - „	1,949	8,505	3,129	1,484	4,123	1,758	7,229	1,889	743	2,062
„ Sheep, Undressed - - „	665,542	643,966	516,721	551,279	980,562	63,820	63,608	56,016	53,364	88,273
Sugar, Unrefined - - - <i>Cwts.</i>	8,064	1,439	17,540	59,584	54,735	8,875	1,653	21,242	76,741	58,200
Teeth, Elephants' - - „	1,292	1,194	2,232	1,110	896	33,537	27,193	62,371	35,415	28,227
Tobacco, Manufactured - - <i>Lbs.</i>	343	148	419	6,785	225,738	14	7	21	334	9,444
Wine - - - - - <i>Gallons</i>	126,951	49,455	105,167	29,475	93,303	13,433	5,853	10,610	2,744	9,037
Wool, Sheep and Lambs' - <i>Lbs.</i>	18,676,286	18,930,886	20,166,617	19,880,805	29,220,323	1,084,411	1,151,512	1,243,152	1,424,798	1,837,483
All Other Articles - - - <i>Value</i>	—	—	—	—	—	26,745	39,609	45,067	23,437	40,293
TOTAL - - - - -	—	—	—	—	—	1,421,647	1,517,851	1,919,843	1,975,873	2,445,485

Separate Accounts of the Trade with the "Cape of Good Hope and British Kaffraria," and "Natal," are given at pages 391 to 393.

CAPE OF GOOD HOPE AND BRITISH POSSESSIONS IN SOUTH AFRICA (Cont^d).

YEARS 1861 TO 1865.

EXPORTS THERETO.

PRINCIPAL AND OTHER ARTICLES.	QUANTITIES.					DECLARED REAL VALUE.				
	1861.	1862.	1863.	1864.	1865.	1861.	1862.	1863.	1864.	1865.
						£	£	£	£	£
Apparel and Haberdashery - Value	—	—	—	—	—	355,702	377,268	281,151	509,543	459,115
Arms and Ammunition; viz.,										
Fire-arms (small) - No.	4,504	7,725	5,892	2,811	2,308	36,247	37,028	26,735	11,273	8,296
Gunpowder - Lbs.	330,689	238,295	224,551	265,457	221,764	12,530	9,070	7,960	9,165	8,538
Bags, Empty - Dozen	25,738	25,469	23,071	48,875	37,784	17,292	22,041	23,656	59,720	40,178
Beer and Ale - Barrels	12,483	16,994	11,153	16,764	18,065	53,546	70,245	44,603	66,815	66,566
Books, Printed - Cwts.	1,355	1,281	1,333	1,631	1,498	20,752	20,654	20,433	25,622	21,698
Brass - "	362	1,120	1,510	1,070	473	2,098	6,129	7,183	5,810	2,491
Copper, Wrought and Unwrought - "	761	1,507	1,089	926	808	3,733	6,800	4,763	4,854	3,359
Candles - Lbs.	583,596	849,319	848,988	609,176	308,624	24,990	33,789	29,879	19,936	9,587
Coals, Cinders, and Culm - Tons	28,755	36,076	25,390	57,467	39,396	16,484	19,198	14,286	32,342	23,012
Cottons, Entered by the Yard - Yards	14,938,368	11,042,141	5,358,169	12,123,752	8,986,938	291,850	237,353	147,008	383,984	265,978
" at Value - Value	—	—	—	—	—	14,895	18,423	13,820	18,745	12,319
Drugs and Chemical Products - "	—	—	—	—	—	17,345	17,975	14,847	22,379	22,512
Earthenware and Porcelain - "	—	—	—	—	—	19,199	20,111	16,490	22,032	16,972
Furniture: Cabinet and Uphol- stery Wares - "	—	—	—	—	—	29,068	27,490	22,179	20,266	17,198
Glass Manufactures - "	—	—	—	—	—	23,188	26,113	18,780	23,942	18,953
Hardwares and Cutlery, Unenu- merated - Cwts.	29,675	17,311	14,499	22,856	17,019	117,638	83,198	62,884	81,953	65,514
Hats, of all Sorts - Dozen	12,517	14,131	11,317	17,437	9,802	25,191	26,913	20,431	30,769	20,314
Iron, Wrought and Unwrought - Tons	12,765	9,564	7,708	9,185	4,795	179,950	145,171	115,867	154,944	89,267
Leather, Wrought and Unwrought - Value	—	—	—	—	—	96,556	109,837	86,224	116,678	80,684
" Saddlery and Harness - "	—	—	—	—	—	33,583	33,236	20,626	29,411	23,356
Linens, Entered by the Yard - Yards	760,443	724,960	443,651	735,779	568,787	28,818	25,443	17,617	32,497	24,729
" at Value - Value	—	—	—	—	—	1,127	1,297	920	2,502	1,278
Machinery and Millwork - "	—	—	—	—	—	47,977	29,652	23,512	39,706	20,246
Paper, of all Sorts, including } Paper Hangings - Cwts.	3,799	5,227	5,083	6,121	4,656	19,037	16,999	15,875	21,027	13,576
Silk Manufactures - Value	—	—	—	—	—	15,100	14,364	15,291	9,920	6,496
Soap - Cwts.	21,556	21,031	38,447	33,110	16,616	22,040	21,624	36,212	33,885	15,864
Stationery, other than Paper - Value	—	—	—	—	—	17,895	12,263	12,925	11,753	11,265
Sugar, Refined - Cwts.	5,241	7,725	4,807	4,559	4,675	15,059	22,036	9,544	7,207	7,550
Woolens, Entered by the Yard } (including those formerly } entered by the Piece) - Yards	1,552,187	1,232,042	984,527	1,635,502	1,170,438	131,568	119,334	100,011	156,773	120,177
" Entered at Value - Value	—	—	—	—	—	7,955	10,416	9,836	11,933	6,167
All Other Articles - "	—	—	—	—	—	286,292	299,783	281,737	294,230	197,805
TOTAL - - -	—	—	—	—	—	1,984,705	1,921,253	1,523,285	2,271,616	1,701,060

FOREIGN AND COLONIAL PRODUCE AND MANUFACTURES.

PRINCIPAL AND OTHER ARTICLES.	QUANTITIES.					COMPUTED REAL VALUE.				
	1861.	1862.	1863.	1864.	1865.	1861.	1862.	1863.	1864.	1865.
						£	£	£	£	£
Beads and Bugles of Glass - Lbs.	84,994	49,055	64,384	100,322	56,083	4,246	2,453	3,689	5,226	2,977
Candles, Stearine - Cwts.	618	854	820	1,104	575	2,968	4,142	3,642	4,379	2,048
Cheese - "	923	1,197	1,657	784	690	2,139	2,633	4,135	2,045	1,992
Chicory, Roasted - Lbs.	101,085	178,031	478,023	401,125	212,996	1,158	2,597	6,971	5,850	2,662
Confectionery - "	69,208	102,107	136,847	134,535	110,288	2,596	3,828	5,132	5,044	4,136
Corks, Ready-made - "	13,651	26,813	19,858	28,364	33,811	739	1,452	1,076	1,537	1,831
Corn: Wheat Flour - Cwts.	450	288	1,103	415	—	360	216	744	261	—
Cotton, Entered by the Piece - Pieces	—	300	2,017	600	—	—	67	1,310	380	—
" at Value - Value	—	—	—	—	—	—	124	194	80	—
Currants - Cwts.	1,181	1,908	1,862	1,731	1,048	1,298	1,908	1,965	1,630	895
Fish, Cured, Unenumerated - "	1,380	990	486	542	297	5,105	4,169	2,422	3,122	1,510
Glass, Window - "	1,800	2,664	2,363	4,696	1,053	1,440	2,131	1,891	3,757	842
Gloves of Leather - Pairs	480	324	—	1,236	2,880	52	35	—	134	312
Hats or Bonnets of Straw - Lbs.	340	400	—	20	—	825	970	—	58	—
Indigo - Cwts.	—	80	50	26	29	—	2,812	1,405	767	874
Spirits: Brandy - Proof Gallons	24,917	22,180	21,248	37,896	12,698	11,005	9,611	7,613	11,606	3,386
" " - Cwts.	—	214	172	—	—	—	487	361	—	—
" " - Barrels	732	708	960	1,824	215	1,059	1,222	1,216	1,877	201
Tea - Lbs.	38,319	88,854	60,033	101,710	31,262	2,714	7,034	4,690	7,734	2,605
Tobacco, Manufactured, and Cigars - "	14,114	36,859	56,504	50,430	10,495	1,954	3,736	4,928	4,227	1,001
Vine - Gallons	54,210	45,082	31,169	45,428	24,556	19,033	13,889	10,409	15,560	7,083
Wood, Hewn - Loads	2,139	4,628	3,325	971	328	7,229	15,157	10,596	3,051	940
" Sawn or Split - "	8,655	2,820	2,009	2,868	1,380	27,111	8,680	6,060	8,641	4,220
" Staves - "	21	220	55	—	15	149	1,733	428	—	144
All Other Articles - Value	—	—	—	—	—	23,607	22,159	21,524	21,859	17,687
TOTAL - - -	—	—	—	—	—	116,911	113,315	102,424	108,825	57,360
TOTAL OF BRITISH AND FOREIGN PRODUCE	—	—	—	—	—	2,101,616	2,034,568	1,625,709	2,380,441	1,758,420

YEARS 1861 TO 1865.

CAPE OF GOOD HOPE AND
BRITISH KAFFRARIA.

IMPORTS THEREFROM.

PRINCIPAL AND OTHER ARTICLES.	QUANTITIES.					COMPUTED REAL VALUE.				
	1861.	1862.	1863.	1864.	1865.	1861.	1862.	1863.	1864.	1865.
						£	£	£	£	£
Aloes - - - - Lbs.	380,321	221,045	440,395	474,763	731,777	6,623	4,093	8,823	9,529	12,866
Coffee - - - - "	586,056	18,360	36,871	47,680	81,616	18,292	611	1,071	1,340	2,671
Copper Ore - - - Tons	2,325	2,960	3,155	4,384	4,086	56,228	74,393	80,824	110,379	95,656
Cotton, Raw - - - Cwts.	6,203	6,528	33,845	1,362	203	8,222	35,292	194,447	11,727	1,327
Feathers, Ostrich - - - Lbs.	3,301	8,651	11,210	14,396	17,090	21,314	40,864	107,893	136,702	139,132
Hides, not Tanned - - - Cwts.	8,285	8,722	9,418	10,460	6,684	18,584	17,470	19,470	22,997	13,126
Horns, Horntips, and Pieces of Horns - Tons	63	57	79	56	78	1,734	1,972	2,418	1,313	1,867
Rice, not rough nor in the Husk - - - Cwts.	8,601	625	6,839	—	14,270	4,700	375	3,828	—	7,133
„ rough or in the Husk - - - Qrs.	—	197	—	—	2,084	—	354	—	—	4,392
Skins, Goat, Undressed - - - No.	228,189	221,518	247,783	189,270	364,547	31,403	35,036	41,102	31,273	65,414
„ Seal - - - - "	1,949	8,505	3,129	1,484	4,123	1,758	7,229	1,889	743	2,062
„ Sheep, Undressed - - - "	653,497	630,675	506,305	540,510	966,156	62,603	62,298	54,887	52,338	86,983
Sugar, Unrefined - - - Cwts.	446	9	12,388	2,678	3,993	661	12	15,829	3,283	4,283
Teeth, Elephants' - - - - "	558	601	847	345	352	14,602	13,799	23,404	10,937	11,081
Tobacco, Manufactured - - - Lbs.	343	147	414	6,765	221,347	14	7	20	333	9,225
Wine - - - - - Gallons	126,921	49,440	105,010	29,472	93,295	13,430	5,851	10,595	2,744	9,037
Wool, Sheep and Lambs' - - - Lbs.	17,904,141	18,062,495	19,107,708	18,377,644	27,637,388	1,038,890	1,098,560	1,178,107	1,316,976	1,737,158
All Other Articles - - - - Value	—	—	—	—	—	25,688	38,197	49,099	28,310	40,779
TOTAL - - - - -	—	—	—	—	—	1,324,746	1,436,413	1,793,706	1,740,924	2,244,192

EXPORTS THERETO.

PRODUCE AND MANUFACTURES OF THE UNITED KINGDOM.

PRINCIPAL AND OTHER ARTICLES.	QUANTITIES.					DECLARED REAL VALUE.				
	1861.	1862.	1863.	1864.	1865.	1861.	1862.	1863.	1864.	1865.
Apparel and Haberdashery	—	—	—	—	—	£ 320,083	£ 343,900	£ 235,188	£ 440,383	£ 415,787
Arms and Ammunition; viz., Fire-arms <small>(small)</small>	No. 4,141	7,428	5,122	2,208	1,979	34,977	35,500	23,301	8,576	6,853
Gunpowder	Lbs. 295,833	230,629	158,535	250,921	211,764	11,196	8,759	5,856	8,547	8,138
Bags, Empty	Dozen 24,846	24,418	21,842	44,222	35,615	16,447	21,265	22,215	55,029	38,315
Beer and Ale	Barrels 11,032	12,710	9,496	12,958	14,377	47,739	53,230	38,162	50,767	52,401
Books, Printed	Cwts. 1,192	1,127	1,075	1,346	1,309	18,530	19,125	17,139	22,050	19,276
Candles	Lbs. 500,816	663,996	699,421	461,572	242,447	21,563	26,101	24,022	15,070	7,431
Carriages, of all Sorts	No. 122	88	77	66	35	12,193	4,322	6,942	9,897	2,041
Cheese	Cwts. 2,799	3,137	1,647	1,094	1,148	11,063	10,767	5,908	4,381	4,805
Coals, Cinders, and Culm	Tons 28,111	34,312	24,521	56,348	37,757	15,928	17,813	13,548	31,400	21,622
Cottons, Entered by the Yard	Yards 13,194,559	10,062,220	4,348,087	14,424,831	8,274,011	253,439	212,648	118,625	326,750	241,484
at Value	Value					12,931	15,444	11,777	13,772	11,251
Drugs and Chemical Products	—	—	—	—	—	14,639	15,901	12,484	18,846	20,689
Earthenware and Porcelain	—	—	—	—	—	18,281	17,927	12,467	17,143	15,091
Furniture: Cabinet and Upholstery Wares	—	—	—	—	—	24,565	21,634	17,358	15,406	13,385
Glass Manufactures	—	—	—	—	—	20,632	21,358	15,744	17,560	14,969
Hardware and Cutlery, Unenumerated	Cwts. 25,013	13,808	11,411	17,938	14,115	103,145	71,427	51,992	65,381	54,890
Hats, of all Sorts	Dozen 11,086	12,571	9,032	15,147	9,111	22,423	24,268	16,599	27,097	18,841
Iron, Wrought and Unwrought	Tons 11,284	8,082	5,503	7,085	3,547	154,004	120,693	80,204	108,402	67,639
Leather, Wrought and Unwrought	Value	—	—	—	—	90,379	101,124	69,700	94,309	70,926
Saddlery and Harness	—	—	—	—	—	29,341	27,809	13,599	16,463	19,015
Linens, Entered by the Yard	Yards 677,898	609,232	353,287	537,103	502,892	25,776	21,719	14,475	24,918	21,848
at Value	Value	—	—	—	—	1,097	1,143	791	1,751	1,155
Machinery and Millwork	—	—	—	—	—	31,519	19,722	14,089	24,996	10,697
Musical Instruments	—	—	—	—	—	12,825	12,111	7,441	7,231	6,789
Paper, of all Sorts (including Paper Hangings)	Cwts. 3,333	4,565	4,069	4,369	3,938	16,472	14,729	12,488	14,701	10,664
Silk Manufactures	Value	—	—	—	—	14,574	13,940	13,783	8,816	6,218
Soap	Cwts. 20,190	18,756	31,841	26,750	14,599	20,658	19,091	29,259	26,436	13,438
Stationery, other than Paper	Value	—	—	—	—	14,873	9,369	10,904	9,232	8,952
Sugar, Refined	Cwts. 4,803	6,538	4,208	4,032	4,385	13,682	18,675	8,230	6,294	7,116
Woollens, Entered by the Yard (including those formerly entered by the Piece)	Yards 1,306,315	1,125,263	851,323	1,294,682	980,048	110,037	109,438	88,334	124,275	102,688
at Value	Value	—	—	—	—	7,429	9,433	8,000	9,809	5,138
All Other Articles	—	—	—	—	—	224,501	240,672	221,392	218,043	158,308
TOTAL	—	—	—	—	—	1,746,941	1,681,051	1,241,946	1,843,731	1,477,860

FOREIGN AND COLONIAL PRODUCE AND MANUFACTURES.

PRINCIPAL AND OTHER ARTICLES.	QUANTITIES.					COMPUTED REAL VALUE.				
	1861.	1862.	1863.	1864.	1865.	1861.	1862.	1863.	1864.	1865.
Beads and Bugles of Glass	Lbs. 35,908	22,304	50,928	71,488	50,817	£ 1,795	£ 1,115	£ 2,918	£ 3,724	£ 2,700
Candles, Stearine	Cwts. 572	771	792	865	512	2,746	3,739	3,518	3,431	1,824
Cheese	918	1,159	1,626	680	650	2,127	2,550	4,058	1,774	1,877
Chicory, Roasted	Lbs. 80,513	151,039	438,375	327,761	167,526	922	2,203	6,393	4,780	2,094
Confectionery	59,746	88,787	113,461	108,683	106,543	2,241	3,329	4,255	4,075	3,996
Corks, Ready-made	11,533	22,545	18,462	26,152	32,355	624	1,221	1,000	1,417	1,752
Corn: Wheat Flour	Cwts. 100	200	175	6	—	80	150	118	4	—
Cottons, Entered by the Piece	Pieces —	300	1,883	200	—	—	67	1,082	93	—
at Value	Value	—	—	—	—	124	194	137	80	—
Currants	Cwts. 904	1,469	1,660	1,155	707	993	1,469	1,770	1,087	604
Fish, Cured, Unenumerated	1,327	820	419	428	259	4,900	3,623	2,020	2,449	1,280
Glass: Window Glass	1,644	2,294	1,867	3,442	939	1,315	1,835	1,494	2,754	751
Hats or Bonnets of Straw	Lbs. 340	400	—	20	—	825	970	—	58	—
Indigo	Cwts. —	80	50	26	29	—	2,812	1,405	767	874
Paper, not for Hangings	748	86	238	387	272	2,082	210	611	998	725
Rice, not in the Husk	2,581	—	5	2,170	—	1,668	—	3	1,229	—
Spirits: Brandy	Proof Gallons 21,425	16,004	13,442	21,680	9,263	9,463	6,935	4,816	6,640	2,470
Sweetened and Perfumed	Gallons 1,203	1,796	909	1,110	1,165	1,203	1,796	909	1,110	1,165
Tar	Barrels 696	456	876	1,584	203	999	793	1,104	1,630	191
Tea	Lbs. 5,637	19,670	12,365	8,561	15,494	399	1,557	966	651	1,291
Tobacco, Manufactured, and Cigars	2,699	29,594	45,205	30,052	4,903	1,000	2,994	3,978	2,548	719
Wine	Gallons 49,846	37,601	25,356	44,985	19,409	17,495	11,514	8,419	10,015	5,633
Wood, Hewn	Loads 1,191	243	2,191	765	328	4,022	796	6,977	2,415	940
Sawn or Split	7,483	1,944	670	2,491	1,018	23,411	5,978	2,021	7,505	3,113
Staves	21	220	55	—	15	149	1,733	428	—	144
Furniture and Hardwood; viz., Mahogany	Tons 224	136	5	—	119	2,413	1,259	43	—	1,175
All Other Articles	Value	—	—	—	—	13,474	13,046	15,193	11,511	12,592
TOTAL	—	—	—	—	—	96,470	73,888	75,636	72,745	47,910
TOTAL OF BRITISH AND FOREIGN PRODUCE	—	—	—	—	—	1,843,411	1,754,939	1,317,582	1,916,476	1,525,770

IMPORTS THEREFROM.

PRINCIPAL AND OTHER ARTICLES.	QUANTITIES.					COMPUTED REAL VALUE.				
	1861.	1862.	1863.	1864.	1865.	1861.	1862.	1863.	1864.	1865.
Arrowroot - - - - - Cwts.	1,438	971	913	1,414	1,231	£ 2,687	£ 2,096	£ 3,109	£ 4,690	£ 3,877
Cotton Raw - - - - - "	14	18	237	345	908	44	164	1,595	3,710	6,720
Feathers, Ostrich - - - - - Lbs.	82	169	105	651	801	225	689	1,025	2,552	3,132
Hides, not Tanned - - - - - Cwts.	7,673	3,459	3,743	3,994	5,335	17,255	6,978	7,679	8,635	10,774
Oil, Spermaceti or Head Matter - - - - - Tuns	—	—	—	100	—	—	—	—	6,570	—
Sugar, Unrefined - - - - - Cwts.	7,617	1,430	5,151	56,906	50,743	8,214	1,641	5,413	73,458	53,917
Teeth, Elephants' - - - - - "	734	593	1,385	765	544	18,935	13,394	38,967	24,478	17,146
Wool, Sheep and Lambs' - - - - - Lbs.	772,145	868,391	1,058,909	1,503,161	1,582,935	45,521	52,952	65,045	107,822	100,325
All Other Articles - - - - - Value	—	—	—	—	—	4,020	3,529	3,304	3,034	5,402
TOTAL - - - - -	—	—	—	—	—	96,901	81,438	126,137	234,949	201,293

EXPORTS THERETO.

PRODUCE AND MANUFACTURES OF THE UNITED KINGDOM.

PRINCIPAL AND OTHER ARTICLES.	QUANTITIES.					DECLARED REAL VALUE.				
	1861.	1862.	1863.	1864.	1865.	1861.	1862.	1863.	1864.	1865.
Apparel and Haberdashery - - - - - Value	—	—	—	—	—	£ 35,619	£ 33,368	£ 45,963	£ 69,160	£ 43,328
Beer and Ale - - - - - Barrels	1,451	4,284	1,657	3,806	3,688	5,807	17,015	6,441	16,048	14,165
Candles - - - - - Lbs.	58,428	143,075	149,567	147,604	66,177	2,586	6,036	5,857	4,866	2,156
Cottons, Entered by the Yard - - - - - Yards	1,743,809	979,921	1,010,082	1,698,921	712,927	38,411	24,705	28,383	57,234	24,494
" at Value - - - - - Value	—	—	—	—	—	1,964	2,979	2,043	4,973	1,068
Furniture: Cabinet and Upholstery Wares - - - - - "	—	—	—	—	—	4,503	5,856	4,821	4,860	3,813
Hardwares and Cutlery, Unenumerated - - - - - Cwts.	4,662	3,503	3,088	4,918	2,904	14,493	11,771	10,892	16,572	10,624
Hats, of all Sorts - - - - - Dozen	1,431	1,560	2,285	2,290	691	2,768	2,645	3,832	3,672	1,473
Iron, Wrought and Unwrought - - - - - Tons	1,481	1,482	2,305	2,100	1,248	25,946	24,478	35,663	46,542	21,628
Leather, Wrought and Unwrought - - - - - Value	—	—	—	—	—	6,177	8,713	16,524	22,369	9,758
" Saddlery and Harness - - - - - "	—	—	—	—	—	4,242	5,427	7,097	12,948	4,341
Linens, Entered by the Yard - - - - - Yards	92,545	105,728	90,364	198,676	65,895	3,042	3,724	3,142	7,579	2,881
Machinery and Mill Work - - - - - Value	—	—	—	—	—	16,458	9,930	9,423	14,710	9,549
Soap - - - - - Cwts.	1,366	2,275	6,906	7,360	2,017	1,382	2,533	6,953	7,449	2,426
Woollens, Entered by the Yard (including those formerly entered by the Piece) - - - - - Yards	245,872	106,739	133,204	340,820	190,390	21,531	9,896	11,677	32,498	17,489
" Entered at Value - - - - - Value	—	—	—	—	—	526	983	1,836	2,124	1,029
All Other Articles - - - - - "	—	—	—	—	—	52,309	70,143	80,792	104,281	52,978
TOTAL - - - - -	—	—	—	—	—	237,764	240,202	281,339	427,885	223,200

FOREIGN AND COLONIAL PRODUCE AND MANUFACTURES.

PRINCIPAL AND OTHER ARTICLES.	QUANTITIES.					COMPUTED REAL VALUE.				
	1861.	1862.	1863.	1864.	1865.	1861.	1862.	1863.	1864.	1865.
Beads and Bugles of Glass - - - - - Lbs.	49,016	26,751	13,456	28,834	5,216	£ 2,451	£ 1,338	£ 771	£ 1,502	£ 277
Candles, Stearine - - - - - Cwts.	46	83	28	239	63	222	403	124	948	224
Chicory, Roasted - - - - - "	20,572	26,992	39,648	73,364	45,470	236	394	578	1,070	588
Coffee - - - - - Lbs.	3,313	12,175	14,900	12,181	102	90	414	511	376	3
Confectionery - - - - - "	9,462	13,320	23,386	25,852	3,745	355	499	877	969	140
Corn: Wheat Flour - - - - - Cwts.	350	88	928	409	—	280	66	626	257	—
Fish, Cured, Unenumerated - - - - - "	53	170	67	114	38	205	546	402	673	230
Rice - - - - - "	434	940	1,550	1,702	727	280	576	943	965	409
Spirits: Brandy - - - - - Proof Gallons	3,492	6,176	7,806	16,216	3,435	1,542	2,676	2,797	4,966	916
Tea - - - - - Lbs.	32,682	69,184	47,668	93,149	15,768	2,315	5,477	3,724	7,083	1,314
Tobacco, Manufactured, and Cigars - - - - - "	11,415	7,265	11,299	20,378	5,592	954	742	950	1,679	282
Wine - - - - - Gallons	4,364	7,481	5,813	16,461	5,147	1,538	2,375	1,990	5,545	1,450
Wood, Hewn - - - - - Loads	948	4,385	1,134	206	—	3,207	14,361	3,619	636	—
" Sawn or Split - - - - - "	1,172	876	1,339	377	362	3,700	2,702	4,039	1,136	1,167
All Other Articles - - - - - Value	—	—	—	—	—	3,066	6,858	5,473	8,275	2,440
TOTAL - - - - -	—	—	—	—	—	20,441	39,427	27,424	36,080	9,450
TOTAL OF BRITISH AND FOREIGN PRODUCE	—	—	—	—	—	258,205	279,629	308,763	463,965	232,650

GOLD COAST (BRITISH POSSESSIONS).

IMPORTS THEREFROM.

PRINCIPAL AND OTHER ARTICLES.	QUANTITIES.					COMPUTED REAL VALUE.				
	1861.	1862.	1863.	1864.	1865.	1861.	1862.	1863.	1864.	1865.
Cotton, Raw - - - - - Cwts.	7	108	95	739	7,126	£ 38	£ 1,037	£ 1,087	£ 8,591	£ 54,243
Grains, Guinea, and of Paradise - - - - - "	219	451	88	682	393	590	1,131	251	2,816	1,250
Gum, Copal - - - - - "	808	764	223	610	101	4,577	4,936	1,030	2,333	376
Nuts and Kernels, for expressing Oil } therefrom - - - - - Tons	39	—	228	2,337	570	502	—	2,898	24,071	6,861
Oil, Palm - - - - - Cwts.	27,057	39,491	44,372	89,296	125,735	58,551	78,921	78,620	151,220	224,387
Skins and Furs, of all Sorts - - - - - Value	—	—	—	—	—	2,283	1,489	2,136	1,547	2,346
Teeth, Elephants' - - - - - Cwts.	194	89	59	171	126	5,310	2,032	1,584	5,355	4,011
Wax, Bees' - - - - - "	162	115	1	187	—	1,260	858	8	1,403	—
All Other Articles - - - - - Value	—	—	—	—	—	1,355	1,432	1,674	2,873	2,145
TOTAL - - - - -	—	—	—	—	—	74,466	91,836	89,288	198,806	295,619

EXPORTS THERETO.

PRODUCE AND MANUFACTURES OF THE UNITED KINGDOM.										
PRINCIPAL AND OTHER ARTICLES.	QUANTITIES.					DECLARED REAL VALUE.				
	1861.	1862.	1863.	1864.	1865.	1861.	1862.	1863.	1864.	1865.
Apparel and Haberdashery - - - - - Value	—	—	—	—	—	£ 3,422	£ 3,581	£ 4,644	£ 7,582	£ 8,753
Arms and Ammunition: Fire-arms } (small) } No.	7,245	8,894	12,219	6,678	5,524	3,930	5,416	6,483	3,632	2,920
" " Gunpowder } Lbs.	411,750	402,889	252,377	150,150	163,025	11,738	11,277	7,045	3,997	4,010
Beer and Ale - - - - - Barrels	282	119	166	527	482	1,369	546	800	2,187	2,238
Brass Manufactures - - - - - Cwts.	668	560	668	437	274	3,833	2,559	3,585	2,234	1,336
Cottons, Entered by the Yard - - - - - Yards	5,119,267	3,851,966	1,111,986	805,729	4,097,181	95,390	77,877	30,124	22,964	105,854
Hardware and Cutlery, Unenu- } merated - - - - - Cwts.	461	815	937	655	931	3,348	4,153	4,845	4,788	5,635
Iron, Wrought and Unwrought - - - - - Tons	99	162	178	317	232	1,217	1,765	1,854	6,068	3,148
Lead and Shot - - - - - "	100	33	45	31	41	2,195	725	1,026	695	967
Wood: Staves and Empty Casks - - - - - Packs.	2,153	3,868	4,188	3,172	5,918	1,825	3,565	3,594	2,708	5,623
Woollen Manufactures - - - - - Value	—	—	—	—	—	843	734	819	799	1,116
All Other Articles - - - - - "	—	—	—	—	—	15,084	14,530	16,030	28,064	30,104
TOTAL - - - - -	—	—	—	—	—	144,194	126,728	80,849	85,718	171,704

FOREIGN AND COLONIAL PRODUCE AND MANUFACTURES.

PRINCIPAL AND OTHER ARTICLES.	QUANTITIES.					COMPUTED REAL VALUE.				
	1861.	1862.	1863.	1864.	1865.	1861.	1862.	1863.	1864.	1865.
Beads, Coral - - - - - Lbs.	—	45	23	7,496	—	—	£ 490	£ 243	£ 22,488	—
Beads and Bugles of Glass - - - - - "	8,776	54,915	96,357	60,984	40,493	439	2,746	5,521	3,176	2,150
Cotton Manufactures, Entered at } Value - - - - -	—	—	—	—	—	950	435	—	290	90
" Entered by the Piece - - - - - Pieces	300	200	862	1,148	—	59	50	250	325	—
Cowries - - - - - Cwts.	3	139	127	45	506	9	70	249	32	397
Rice - - - - - "	141	448	3,107	1,084	301	91	274	1,890	614	207
Silk Manufactures:										
Bandannas, Corahs, Choppas, } Tussore Cloths, Romals, and } Taffaties - - - - - Pieces	1,561	650	540	446	1,559	1,264	472	440	483	1,219
Broadstuffs and Ribbons - - - - - Lbs.	—	284	600	—	—	—	710	1,440	—	—
Spirits: Rum - - - - - Proof Gallons	43,930	32,262	37,776	35,520	42,807	3,720	2,617	2,906	2,940	3,561
" Mixed, in Bond - - - - - "	14,104	6,551	15,778	66,231	75,167	1,410	655	1,579	6,623	7,517
Tobacco, Unmanufactured - - - - - Lbs.	18,178	40,487	32,813	171,624	135,235	634	1,792	1,436	6,793	4,790
All Other Articles - - - - - Value	—	—	—	—	—	5,123	3,110	4,700	4,649	6,517
TOTAL - - - - -	—	—	—	—	—	13,699	13,421	20,654	48,413	26,448
TOTAL OF BRITISH AND FOREIGN PRODUCE	—	—	—	—	—	157,893	140,149	101,503	134,131	198,152

YEARS 1861 to 1865.

THE GAMBIA (BRITISH POSSESSIONS).

IMPORTS THEREFROM.

PRINCIPAL AND OTHER ARTICLES.	QUANTITIES.					COMPUTED REAL VALUE.				
	1861.	1862.	1863.	1864.	1865.	1861.	1862.	1863.	1864.	1865.
Cotton, Raw - - - Cwts.	—	1	131	178	565	£	£	£	£	£
Nuts and Kernels, for expressing } Oil therefrom - - - } Tons	1,973	2,201	1,725	1,725	1,120	30,366	34,546	26,028	23,250	15,275
Teeth, Elephants' - - - Cwts.	9	11	5	27	3	252	244	137	849	92
Wax, Bees' - - - "	1,765	1,163	1,211	1,358	1,163	14,473	9,848	9,571	15,747	10,104
All Other Articles - - - Value	—	—	—	—	—	1,924	600	1,144	332	816
TOTAL - - - -	—	—	—	—	—	47,015	45,246	37,252	41,720	30,852

EXPORTS THERETO.

PRODUCE AND MANUFACTURES OF THE UNITED KINGDOM.

PRINCIPAL AND OTHER ARTICLES.	QUANTITIES.					DECLARED REAL VALUE.				
	1861.	1862.	1863.	1864.	1865.	1861.	1862.	1863.	1864.	1865.
Apparel and Haberdashery - Value	—	—	—	—	—	£	£	£	£	£
Arms and Ammunition: Fire-arms } (small) } No.	6,426	6,676	18,939	5,389	1,890	4,026	4,779	13,035	3,203	1,301
" " Gunpowder Lbs.	141,450	144,998	244,525	80,123	116,505	4,267	4,375	6,559	2,360	2,979
Beer and Ale - - - Barrels	413	249	360	369	410	1,676	999	1,666	1,574	1,741
Cottons, Entered by the Yard - Yards	1,007,935	835,430	747,212	148,627	534,649	24,570	22,879	21,393	4,490	18,036
Hardwares & Cutlery, Unenumerated Cwts.	236	452	492	307	215	1,772	1,981	2,233	1,362	1,009
Iron, Wrought and Unwrought - Tons	206	299	213	97	161	2,169	2,534	2,279	1,324	1,645
Woollen Manufactures - - - Value	—	—	—	—	—	715	250	1,506	367	699
All Other Articles - - - "	—	—	—	—	—	12,672	11,435	14,661	11,237	12,917
TOTAL - - - -	—	—	—	—	—	56,872	52,537	69,037	28,200	43,949

FOREIGN AND COLONIAL PRODUCE AND MANUFACTURES.

PRINCIPAL AND OTHER ARTICLES.	QUANTITIES.					COMPUTED REAL VALUE.				
	1861.	1862.	1863.	1864.	1865.	1861.	1862.	1863.	1864.	1865.
Arms : Cannon, Mounted - Value	—	—	—	—	—	£	£	£	£	£
Beads and Bugles of Glass - Lbs.	10,247	8,322	10,641	8,222	6,844	512	416	1,480	352	—
Beads, Unenumerated - - - "	40	250	347	—	42	60	745	604	428	364
Cotton Piece Goods - - - Pieces	6,959	31,368	13,305	326	1,810	1,121	15,057	6,361	119	733
" Manufactures, Entered at Value Value	—	—	—	—	—	7,408	1,060	—	—	—
Rice, not in the Husk - - - Cwts.	7,688	10,888	27,191	20,549	12,554	4,965	6,669	16,541	11,644	8,631
Spirits: Rum - - - Proof Gallons	12,678	8,869	2,441	6,656	4,665	1,176	649	198	574	412
" Brandy - - - "	1,245	848	2,100	1,632	1,874	550	367	752	500	500
" Sweetened and Perfumed Gallons	25	690	1,276	17	131	25	690	1,276	17	131
Tobacco, Unmanufactured - Lbs.	185,238	224,089	31,649	11,135	50,642	6,464	9,921	1,385	441	1,793
All Other Articles - - - Value	—	—	—	—	—	2,748	2,089	2,705	3,187	4,274
TOTAL - - - -	—	—	—	—	—	25,029	38,193	32,833	17,262	17,063
TOTAL OF BRITISH AND FOREIGN PRODUCE	—	—	—	—	—	81,901	90,730	101,870	45,462	61,012

IMPORTS THEREFROM.

PRINCIPAL AND OTHER ARTICLES.	QUANTITIES.					COMPUTED REAL VALUE.				
	1861.	1862.	1863.	1864.	1865.	1861.	1862.	1863.	1864.	1865.
Camwood - - - - - Tons	204	197	99	10	59	£ 3,671	£ 2,975	£ 1,544	£ 189	£ 1,172
Ginger - - - - - Cwts.	3,022	3,121	6,650	7,098	7,211	5,077	7,588	16,577	15,652	15,520
Gum, Copal - - - - - "	1,590	1,161	3,145	2,912	1,661	7,142	7,742	15,434	11,316	5,541
Nuts and Kernels, for expressing Oil therefrom - - - - - } Tons	—	804	257	546	1,685	—	12,865	3,473	5,500	14,131
Oil, Palm - - - - - Cwts.	15,637	12,132	8,445	6,035	16,941	33,543	23,768	15,040	10,073	29,633
Teeth, Elephants' - - - - - "	124	106	54	55	51	3,246	2,379	1,466	1,756	1,575
Wax, Bees' - - - - - "	145	236	125	11	1	1,215	1,882	980	97	8
Wood: Hewn, Oak - - - - - Loads	—	196	—	536	455	—	873	—	2,655	2,025
Wood, Teak - - - - - "	1,302	2,565	678	375	378	16,220	35,510	7,459	3,168	3,403
All Other Articles - - - - - Value	—	—	—	—	—	2,618	2,110	2,693	4,454	3,213
TOTAL - - - - -	—	—	—	—	—	72,732	97,692	64,666	54,860	76,221

EXPORTS THERETO.

PRODUCE AND MANUFACTURES OF THE UNITED KINGDOM.

PRINCIPAL AND OTHER ARTICLES.	QUANTITIES.					DECLARED REAL VALUE.				
	1861.	1862.	1863.	1864.	1865.	1861.	1862.	1863.	1864.	1865.
Apparel and Haberdashery - Value	—	—	—	—	—	£ 13,752	£ 12,084	£ 14,783	£ 13,038	£ 13,208
Arms and Ammunition: Fire-arms (small) - No.	7,054	3,674	8,686	5,769	4,020	3,860	2,148	4,591	2,384	1,890
" " Gunpowder - Lbs.	335,705	166,627	417,513	328,441	350,480	9,505	4,723	11,404	8,970	8,848
Beer and Ale - - - - - Barrels	480	510	563	478	770	2,399	2,377	2,596	2,249	4,094
Coals, Cinders, and Culm - Tons	5,311	2,103	3,797	4,772	3,699	2,630	910	2,256	2,495	2,045
" Prepared Fuel - - - - - "	1,610	326	940	1,882	—	871	178	801	1,061	—
Cottons, Entered by the Yard - Yards	6,516,188	5,986,765	4,402,673	3,391,017	5,146,189	100,024	106,968	90,360	79,318	106,287
" " at Value - Value	—	—	—	—	—	503	855	867	740	606
Earthenware and Porcelain - "	—	—	—	—	—	3,159	2,589	3,551	3,192	2,352
Glass Manufactures - - - - - "	—	—	—	—	—	1,776	1,184	1,257	1,639	1,883
Hardwares & Cutlery, Unenumerated - Cwts.	1,133	955	1,073	992	976	4,680	3,811	5,016	4,744	4,578
Iron, Wrought and Unwrought - Tons	362	213	355	305	365	4,025	2,994	5,015	4,399	5,265
Leather, Wrought and Unwrought - Value	—	—	—	—	—	1,835	1,464	1,944	1,698	1,765
Salt - - - - - Tons	2,700	1,978	2,121	3,090	3,363	1,853	1,760	1,139	1,724	1,615
Sugar, Refined - - - - - Cwts.	577	781	954	431	1,031	1,574	2,155	1,703	733	1,624
Wood: Staves and Empty Casks - Packs.	592	1,012	1,202	1,653	1,363	678	958	996	1,625	1,517
Woollen Manufactures - - - - - Value	—	—	—	—	—	3,198	3,166	5,632	3,826	5,917
All Other Articles - - - - - "	—	—	—	—	—	23,743	20,030	24,815	25,143	23,822
TOTAL - - - - -	—	—	—	—	—	180,065	170,354	178,726	158,978	187,316

FOREIGN AND COLONIAL PRODUCE AND MANUFACTURES.

PRINCIPAL AND OTHER ARTICLES.	QUANTITIES.					COMPUTED REAL VALUE.				
	1861.	1862.	1863.	1864.	1865.	1861.	1862.	1863.	1864.	1865.
Arms and Ammunition - Value	—	—	—	—	—	£ 1,176	£ 2,087	£ 640	£ 150	£ 25
Beads and Bugles of Glass - Lbs.	34,181	18,707	34,362	16,072	7,114	1,709	935	1,969	837	378
" Coral - - - - - "	—	—	398	—	—	—	—	4,205	—	—
Cotton Piece Goods - - - - - Pieces	2,049	618	8,224	2,304	1,588	930	232	3,850	1,044	778
" Manufactures, Entered at Value - Value	—	—	—	—	—	666	393	145	—	35
Rice, not in the Husk - - - - - Cwts.	151	5,007	18,230	6,652	2,095	98	3,067	11,090	3,769	1,440
Silk Manufactures of India: Corahs, Choppas, Tussore Cloths, Romals, and Taffaties - Pieces	—	—	1,110	200	—	—	—	1,098	185	—
Spirits: Rum - - - - - Proof Gallons	66,960	68,998	98,657	89,132	66,857	6,465	5,871	7,848	7,679	6,481
" Brandy - - - - - "	1,529	1,872	1,722	1,891	2,987	675	811	617	579	796
Tea - - - - - Lbs.	2,410	4,701	5,668	5,649	5,394	171	372	443	430	449
Tobacco, Unmanufactured - - - - - "	122,229	81,642	93,490	26,203	463,279	4,265	3,614	4,090	1,037	16,408
Wine - - - - - Gallons	2,207	1,683	2,558	2,990	3,773	788	530	864	1,027	1,066
All Other Articles - - - - - Value	—	—	—	—	—	6,297	2,416	5,319	4,252	6,638
TOTAL - - - - -	—	—	—	—	—	23,240	20,328	42,178	20,989	34,494
TOTAL OF BRITISH AND FOREIGN PRODUCE	—	—	—	—	—	203,305	190,682	220,904	179,967	221,810

IMPORTS THEREFROM.

PRINCIPAL AND OTHER ARTICLES.	QUANTITIES.					COMPUTED REAL VALUE.				
	1861.	1862.	1863.	1864.	1865.	1861.	1862.	1863.	1864.	1865.
Copper, Ore - - - - Tons	—	—	443	—	—	£	£	£	£	£
" Old - - - - - "	9	6	12	2	—	759	464	5,316	182	—
Cotton, Raw - - - - Cwts.	819	—	—	27	140	2,007	—	840	233	1,064
Guano - - - - - Tons	—	—	24	—	—	—	—	141	—	—
Hemp - - - - - Cwts.	—	—	—	—	14,478	—	—	—	—	13,812
Hides, not Tanned - - Cwts.	73	126	159	47	86	162	240	407	88	166
Oil, Train or Blubber - Tons	2	—	4	122	6	72	—	177	5,622	263
" Spermaceti or Head Matter - "	—	—	58	34	5	—	—	4,633	2,373	448
Seeds, Linseed - - - - Qrs.	13	—	—	—	3,014	34	—	—	—	8,318
Skins, Sheep, Undressed - No.	3,430	1,105	42,940	675	1,715	179	55	3,221	51	128
Sugar, Unrefined - - - Cwts.	6,869	—	—	—	15,247	7,621	—	—	—	15,087
Whalefins - - - - - Tons	—	—	—	4	—	—	—	—	1,517	—
Wood, Teak - - - - - Loads	—	—	—	—	—	—	—	—	—	—
Wool, Sheep and Lambs' - Lbs.	342	19,768	8,420	—	9,950	17	783	386	—	383
All Other Articles - - - Value	—	—	—	—	—	3,487	882	1,134	611	7,831
TOTAL - - - - -	—	—	—	—	—	14,538	2,424	16,255	10,677	47,500

EXPORTS THERETO.

PRODUCE AND MANUFACTURES OF THE UNITED KINGDOM.

PRINCIPAL AND OTHER ARTICLES.	QUANTITIES.					DECLARED REAL VALUE.				
	1861.	1862.	1863.	1864.	1865.	1861.	1862.	1863.	1864.	1865.
Apparel and Haberdashery - Value	—	—	—	—	—	£	£	£	£	£
Beef and Pork - - - - Cwts.	581	1,236	492	1,034	400	1,510	3,015	1,063	2,026	965
Beer and Ale - - - - - Barrels	610	529	377	403	797	2,987	2,314	1,587	1,975	3,078
Biscuit and Bread - - - Cwts.	1,054	3,295	1,077	1,199	853	1,137	2,860	1,102	915	679
Butter - - - - - "	376	450	291	418	368	1,857	2,293	1,429	2,112	2,104
Candles - - - - - Lbs.	40,167	60,364	15,762	27,672	37,062	1,794	2,501	564	896	1,144
Coals, Cinders, and Culm - Tons	748	1,285	2,667	1,411	3,099	441	860	1,455	904	1,559
Cottons, Entered by the Yard - Yards	118,605	79,288	58,764	66,386	115,872	2,021	1,751	1,390	2,236	3,391
Glass Manufactures - - - Value	—	—	—	—	—	1,030	737	608	512	944
Leather, Wrought and Unwrought - "	—	—	—	—	—	2,380	2,213	2,328	2,798	2,908
Soap - - - - - Cwts.	603	1,099	610	560	531	799	1,457	854	694	679
Woollen Manufactures - - Value	—	—	—	—	—	1,216	1,016	1,190	959	1,083
All Other Articles - - - "	—	—	—	—	—	21,071	22,790	15,351	13,742	16,412
TOTAL - - - - -	—	—	—	—	—	45,587	49,562	33,544	35,766	46,096

FOREIGN AND COLONIAL PRODUCE AND MANUFACTURES.

PRINCIPAL AND OTHER ARTICLES.	QUANTITIES.					COMPUTED REAL VALUE.				
	1861.	1862.	1863.	1864.	1865.	1861.	1862.	1863.	1864.	1865.
Beef and Pork - - - - Cwts.	213	605	130	7	853	£	£	£	£	£
Corn: Wheat Flour - - - - "	3,049	2,740	1,788	—	2,950	466	1,075	207	11	1,866
Spirits: Brandy - - - - Proof Gallons	1,905	2,152	2,499	1,160	2,488	2,439	2,055	1,207	—	1,979
Tea - - - - - Lbs.	27,974	18,806	17,349	15,314	17,423	841	933	896	355	663
Tobacco, Manufactured, and Cigars - "	7,643	2,671	6,643	5,703	3,532	1,981	1,489	1,355	1,165	1,452
Wine - - - - - Gallons	2,760	3,956	2,633	1,357	2,264	302	184	488	368	155
All Other Articles - - - Value	—	—	—	—	—	969	1,192	769	428	644
TOTAL - - - - -	—	—	—	—	—	2,239	1,775	1,084	1,147	1,358
TOTAL OF BRITISH AND FOREIGN PRODUCE	—	—	—	—	—	9,237	8,703	6,006	3,474	8,117
TOTAL OF BRITISH AND FOREIGN PRODUCE	—	—	—	—	—	54,824	58,265	39,550	39,240	54,213

IMPORTS THEREFROM.

PRINCIPAL AND OTHER ARTICLES.	QUANTITIES.					COMPUTED REAL VALUE.				
	1861.	1862.	1863.	1864.	1865.	1861.	1862.	1863.	1864.	1865.
TOTAL OF IMPORTS - - Value	—	—	—	—	—	£ —	£ 1	£ 12	£ 8	£ 18

EXPORTS THERETO.

PRODUCE AND MANUFACTURES OF THE UNITED KINGDOM.										
PRINCIPAL AND OTHER ARTICLES.	QUANTITIES.					DECLARED REAL VALUE.				
	1861.	1862.	1863.	1864.	1865.	1861.	1862.	1863.	1864.	1865.
Apparel and Haberdashery - Value	—	—	—	—	—	£ 588	£ 577	£ 855	£ 999	£ 775
Beer and Ale - - Barrels	364	569	293	573	514	1,932	3,490	1,434	2,828	1,331
Coals, Cinders, and Culm - Tons	686	4,273	3,088	890	2,709	259	1,996	1,391	562	1,528
Glass Manufactures - Value	—	—	—	—	—	734	1,080	482	1,049	924
All Other Articles - - "	—	—	—	—	—	4,133	4,272	2,904	4,370	3,233
TOTAL - - -	—	—	—	—	—	7,646	11,415	7,066	9,808	7,791

FOREIGN AND COLONIAL PRODUCE AND MANUFACTURES.

PRINCIPAL AND OTHER ARTICLES.	QUANTITIES.					COMPUTED REAL VALUE.				
	1861.	1862.	1863.	1864.	1865.	1861.	1862.	1863.	1864.	1865.
Corn: Wheat Flour - - Cwts.	—	328	400	2,437	—	£ —	£ 246	£ 270	£ 1,528	£ —
Spirits: Brandy - - Proof Gallons	308	—	88	477	262	136	—	31	146	70
Sugar, Unrefined - - Cwts.	62	83	74	160	48	82	107	87	234	58
Tea - - - - Lbs.	343	499	177	629	752	24	40	14	48	63
Tobacco, Manufactured, and Cigars "	2,707	2,295	1,585	1,002	685	340	319	121	299	30
Wine - - - - Gallons	1,631	849	623	1,290	348	578	280	208	455	97
All Other Articles - - Value	—	—	—	—	—	350	501	202	587	233
TOTAL - - -	—	—	—	—	—	1,510	1,493	933	3,297	551
TOTAL OF BRITISH AND FOREIGN PRODUCE	—	—	—	—	—	9,156	12,908	7,999	13,105	8,342

No. 43. to 52.

GENERAL SHIPPING.

IN THE YEAR
1865.

GENERAL SHIPPING.
(SAILING AND STEAM VESSELS.)
FROM VARIOUS COUNTRIES.

400

YEAR 1865.

No. 43.

NUMBER and TONNAGE of BRITISH and FOREIGN VESSELS (of the Country whence Arrived, and of Other Countries.)

COUNTRIES WHENCE ARRIVED.	WITH CARGOES.									
	BRITISH.		FOREIGN.						TOTAL.	
	Vessels.	Tons.	Of the Country whence Arrived.		Of Other Countries.		Total.		Vessels.	Tons.
			Vessels.	Tons.	Vessels.	Tons.	Vessels.	Tons.		
FOREIGN.										
Russia:—										
Ports within the Baltic	1,839	512,495	300	84,444	1,092	195,169	1,392	279,613	3,231	792,108
Ports on the White Sea and Arctic Ocean	176	42,140	3	623	142	38,688	145	39,311	321	81,451
Ports on the Black Sea and Sea of Azof	285	101,245	51	32,316	671	215,673	722	247,989	1,007	349,234
Sweden:—										
Ports within the Baltic	289	65,191	485	78,314	1,136	316,904	1,621	395,218	1,910	460,409
Ports without the Baltic	269	76,161	355	63,677	300	42,869	655	106,546	924	182,707
Norway	396	47,034	2,158	405,964	198	22,075	2,356	428,039	2,752	475,073
Denmark Proper	99	30,859	1,234	105,646	188	17,142	1,422	122,788	1,521	153,647
Iceland, the Faroe Islands, and Greenland	16	2,493	20	2,270	17	1,815	37	4,085	53	6,578
Danish West Indies:—										
St. Thomas	34	57,231	1	1,200	1	170	2	1,370	36	58,601
Slesvig, Holstein, and Lauenburg	110	56,831	99	9,107	67	6,113	166	15,220	276	72,051
Prussia	1,043	230,433	1,055	269,350	776	104,374	1,831	373,724	2,874	604,157
Mecklenburg Schwerin	20	2,021	63	10,256	81	8,435	144	18,691	164	20,712
Hanover	45	9,846	218	14,585	31	2,223	249	16,808	294	26,654
Oldenburg and Kniphausen	7	766	37	2,229	23	1,377	60	3,606	67	4,372
Hanse Towns:—										
Hamburg	941	347,519	139	77,764	80	6,664	219	84,428	1,160	431,947
Bremen	16	6,222	152	104,932	24	3,087	176	108,019	192	114,241
Lubeck	—	—	—	—	1	45	1	45	1	45
Holland	1,894	533,399	849	120,402	109	9,776	958	130,178	2,852	663,577
Possessions on the Gold Coast	1	293	—	—	—	—	—	—	1	293
Dutch West Indies:—										
Curacoa	4	1,414	—	—	2	526	2	526	6	1,940
Dutch Guiana	6	1,418	3	686	—	—	3	686	9	2,104
Belgium	1,237	284,505	543	86,620	149	20,150	692	106,770	1,929	391,275
France:—										
Ports without the Mediterranean	5,880	965,149	3,072	272,114	62	13,709	3,134	285,823	9,014	1,250,972
Ports within the Mediterranean	90	17,727	14	1,718	37	6,127	51	7,845	141	25,572
Algeria	45	9,339	1	102	14	3,697	15	3,799	60	13,138
French West Indies:—										
Martinique	—	—	—	—	—	—	—	—	—	—
Portugal Proper	745	148,816	39	6,537	133	18,135	172	24,672	917	173,488
Azores	319	36,627	42	5,592	2	266	44	5,858	363	42,485
Madeira	8	1,323	9	3,528	—	—	9	3,528	17	4,851
Cape Verd Islands	1	497	—	—	—	—	—	—	1	497
Possessions in Western Africa	1	130	—	—	—	—	—	—	1	130
Possessions on East Coast of Africa	1	226	—	—	1	230	1	230	2	456
Spain:—										
Ports without the Mediterranean	495	79,659	77	28,461	112	17,130	189	45,591	684	125,250
Ports within the Mediterranean	359	122,324	56	26,769	80	21,886	136	48,655	495	170,979
Canary Islands	9	1,903	1	397	—	—	1	397	10	2,300
Cuba	224	91,912	118	33,568	92	31,163	210	64,731	434	156,643
Porto Rico	43	10,850	11	1,673	13	2,277	24	3,950	67	14,800
Philippine Islands	25	18,141	—	—	10	5,066	10	5,066	35	23,207
Fernando Po	—	—	—	—	—	—	—	—	—	—
Italy:—										
Sardinian States	102	61,050	11	2,976	13	2,503	24	5,479	126	66,529
Island of Sardinia	19	3,368	—	—	5	983	5	983	24	4,351
Tuscany	74	27,113	9	1,996	21	5,356	30	7,352	104	34,465
Naples	65	8,190	17	3,611	10	1,680	27	5,291	92	13,481
Sicily	224	41,401	15	2,788	33	5,788	48	8,576	272	49,977
Adriatic Ports of Ancona and the Romagna	5	697	2	744	3	352	5	1,096	10	1,793
Papal Ports on the Mediterranean	6	839	—	—	—	—	—	—	6	839

ENTERED, with CARGOES and in BALLAST, from VARIOUS COUNTRIES, at PORTS in the UNITED KINGDOM.

IN BALLAST.								TOTAL.								COUNTRIES WHENCE ARRIVED.
BRITISH.		FOREIGN.				TOTAL.		BRITISH.		FOREIGN.		TOTAL.				
Ves-sels.	Tons.	Of the Country whence Arrived.		Of Other Countries.		Ves-sels.	Tons.	Ves-sels.	Tons.	Ves-sels.	Tons.	Ves-sels.	Tons.			
2	342	-	-	-	-	-	-	2	342	1,841	512,837	1,392	279,613	3,233	792,450	FOREIGN. Russia:— Ports within the Baltic. { Ports on the White Sea and Arctic Ocean. { Ports on the Black Sea and Sea of Azof.
-	-	-	-	-	-	-	-	-	-	176	42,140	145	39,311	321	81,451	
-	-	-	-	-	-	-	-	-	-	285	101,245	722	247,989	1,007	349,234	Sweden:— Ports within the Baltic. Ports without the Baltic.
1	238	1	167	2	325	3	492	4	730	290	65,429	1,624	395,710	1,914	461,139	
-	-	-	-	-	-	-	-	-	-	269	76,161	655	106,546	924	182,707	Norway. Denmark Proper. { Iceland, the Faroe Islands, and Greenland. Danish West Indies:— St. Thomas.
7	431	154	47,203	21	2,567	175	49,770	182	50,201	403	47,465	2,531	477,809	2,934	525,274	
8	1,883	47	6,164	9	1,812	56	7,976	64	9,859	107	32,742	1,478	130,764	1,585	163,506	Hanse Towns:— Hamburg. Bremen. Lubeck.
5	675	9	805	4	319	13	1,124	18	1,799	21	3,168	50	5,209	71	8,377	
-	-	-	-	-	-	-	-	-	-	34	57,231	2	1,370	36	58,601	Holland. Possessions on the Gold Coast. Dutch West Indies:— Curacoa. Dutch Guiana.
118	25,186	51	3,325	53	5,631	104	8,956	222	34,142	228	82,017	270	24,176	498	106,193	
12	1,657	3	997	-	-	3	997	15	2,654	1,055	232,090	1,834	374,721	2,889	606,811	Belgium. France:— { Ports without the Mediterranean. { Ports within the Mediterranean. Algeria.
-	-	3	821	-	-	3	821	3	821	20	2,021	147	19,512	167	21,533	
183	23,487	388	28,964	33	3,870	421	32,834	604	56,321	228	33,333	670	49,642	898	82,975	Holland. Possessions on the Gold Coast. Dutch West Indies:— Curacoa. Dutch Guiana.
34	3,930	124	9,872	184	13,341	308	23,213	342	27,143	41	4,696	368	26,819	409	31,515	
1,043	268,668	229	66,776	217	53,670	446	120,446	1,489	389,114	1,984	616,187	665	204,874	2,649	821,061	Holland. Possessions on the Gold Coast. Dutch West Indies:— Curacoa. Dutch Guiana.
45	14,189	38	14,003	181	34,699	219	48,702	264	62,891	61	20,411	395	156,721	456	177,132	
-	-	1	280	-	-	1	280	1	280	-	-	2	325	2	325	Belgium. France:— { Ports without the Mediterranean. { Ports within the Mediterranean. Algeria.
797	162,002	359	70,755	430	66,375	789	137,130	1,586	299,132	2,691	695,401	1,747	267,308	4,438	962,709	
-	-	-	-	-	-	-	-	-	-	1	293	-	-	1	293	Belgium. France:— { Ports without the Mediterranean. { Ports within the Mediterranean. Algeria.
-	-	-	-	-	-	-	-	-	-	4	1,414	2	526	6	1,940	
-	-	-	-	-	-	-	-	-	-	6	1,418	3	686	9	2,104	Belgium. France:— { Ports without the Mediterranean. { Ports within the Mediterranean. Algeria.
228	46,116	38	10,602	409	78,979	447	89,581	675	135,697	1,465	330,621	1,139	196,351	2,604	526,972	
3,228	616,566	1,947	199,566	266	64,070	2,213	263,636	5,441	860,202	9,108	1,581,715	5,347	549,459	14,455	2,131,174	Portugal Proper. Azores. Madeira. Cape Verd Islands. { Possessions in Western Africa. { Possessions on East Coast of Africa.
3	840	1	184	20	8,176	21	8,360	24	9,200	93	18,567	72	16,205	165	34,772	
-	-	-	-	4	1,296	4	1,296	4	1,296	45	9,339	19	5,095	64	14,434	Portugal Proper. Azores. Madeira. Cape Verd Islands. { Possessions in Western Africa. { Possessions on East Coast of Africa.
-	-	-	-	1	1,908	1	1,908	1	1,908	-	-	1	1,908	1	1,908	
33	14,049	3	925	36	9,185	39	10,110	72	24,159	778	162,865	211	34,782	989	197,647	Portugal Proper. Azores. Madeira. Cape Verd Islands. { Possessions in Western Africa. { Possessions on East Coast of Africa.
2	201	-	-	-	-	-	-	2	201	321	36,828	44	5,858	365	42,686	
7	2,931	-	-	4	1,180	4	1,180	11	4,111	15	4,254	13	4,708	28	8,962	Portugal Proper. Azores. Madeira. Cape Verd Islands. { Possessions in Western Africa. { Possessions on East Coast of Africa.
1	716	-	-	2	2,354	2	2,354	3	3,070	2	1,213	2	2,354	4	3,567	
-	-	-	-	-	-	-	-	-	-	1	130	-	-	1	130	Portugal Proper. Azores. Madeira. Cape Verd Islands. { Possessions in Western Africa. { Possessions on East Coast of Africa.
-	-	-	-	-	-	-	-	-	-	1	226	1	230	2	456	
36	8,826	26	4,052	47	15,973	73	20,025	109	28,851	531	88,485	262	65,616	793	154,101	Spain:— { Ports without the Mediterranean. { Ports within the Mediterranean. Canary Islands. Cuba. Porto Rico. Philippine Islands. Fernando Po.
9	6,649	1	453	24	11,158	25	11,611	34	18,260	368	128,973	161	60,266	529	189,239	
-	-	-	-	-	-	-	-	-	-	9	1,903	1	397	10	2,300	Spain:— { Ports without the Mediterranean. { Ports within the Mediterranean. Canary Islands. Cuba. Porto Rico. Philippine Islands. Fernando Po.
3	2,425	-	-	-	-	-	-	3	2,425	227	94,337	210	64,731	437	159,068	
-	-	-	-	-	-	-	-	-	-	43	10,850	24	3,950	67	14,800	Spain:— { Ports without the Mediterranean. { Ports within the Mediterranean. Canary Islands. Cuba. Porto Rico. Philippine Islands. Fernando Po.
-	-	-	-	-	-	-	-	-	-	25	18,141	10	5,066	35	23,207	
1	297	-	-	-	-	-	-	1	297	1	297	-	-	1	297	Spain:— { Ports without the Mediterranean. { Ports within the Mediterranean. Canary Islands. Cuba. Porto Rico. Philippine Islands. Fernando Po.
5	4,214	50	21,868	7	3,610	57	25,478	62	29,692	107	65,264	81	30,957	188	96,221	
-	-	-	-	1	281	1	281	1	281	19	3,368	6	1,264	25	4,632	Spain:— { Ports without the Mediterranean. { Ports within the Mediterranean. Canary Islands. Cuba. Porto Rico. Philippine Islands. Fernando Po.
-	-	-	-	2	1,876	2	1,876	2	1,876	74	27,113	32	9,228	106	36,341	
-	-	3	901	1	400	4	1,301	4	1,301	65	1,301	31	6,592	96	14,782	Spain:— { Ports without the Mediterranean. { Ports within the Mediterranean. Canary Islands. Cuba. Porto Rico. Philippine Islands. Fernando Po.
1	116	-	-	1	377	1	377	2	493	225	41,517	49	8,953	274	50,470	
1	520	-	-	-	-	-	-	1	520	6	1,217	5	1,096	11	2,313	Spain:— { Ports without the Mediterranean. { Ports within the Mediterranean. Canary Islands. Cuba. Porto Rico. Philippine Islands. Fernando Po.
-	-	-	-	1	669	1	669	1	669	6	839	1	669	7	1,508	

GENERAL SHIPPING
(SAILING AND STEAM VESSELS.)
FROM VARIOUS COUNTRIES.

402

YEAR 1865.

No. 43.—Continued.

NUMBER and TONNAGE of BRITISH and FOREIGN VESSELS (of the Country whence Arrived, and of Other Countries.)

COUNTRIES WHENCE ARRIVED (Cont ^d).	WITH CARGOES.										
	BRITISH.		FOREIGN.						TOTAL.		
	Vessels.	Tons.	Of the Country whence Arrived.		Of Other Countries.		Total.		Vessels.	Tons.	
		Vessels.	Tons.	Vessels.	Tons.	Vessels.	Tons.	Vessels.	Tons.	Vessels.	Tons.
<i>FOREIGN—Continued.</i>											
Austrian Territories, Venetia - - - - -	8	1,728	3	934	8	1,695	11	2,629	19	4,357	
Illyria, Croatia, and Dalmatia - - - - -	69	47,220	22	7,160	25	7,129	47	14,289	116	61,509	
Greece - - - - -	113	31,915	10	2,921	19	3,331	29	6,252	142	38,167	
Ionian Islands - - - - -	26	6,192	-	-	3	567	3	567	29	6,759	
Turkey:—											
European Turkey - - - - -	345	172,469	1	260	260	88,673	261	88,933	606	261,402	
Wallachia and Moldavia - - - - -	58	12,062	1	192	83	20,396	84	20,588	142	32,650	
Natalia or Asia Minor - - - - -	75	20,183	-	-	8	1,200	8	1,200	83	21,383	
Syria and Palestine - - - - -	4	2,139	-	-	-	-	-	-	4	2,139	
El Hedjaz - - - - -	1	516	-	-	-	-	-	-	1	516	
Egypt:—											
Ports on the Mediterranean - - - - -	400	320,079	1	378	110	31,998	111	32,376	511	352,455	
Tunis - - - - -	1	129	-	-	-	-	-	-	1	129	
Morocco - - - - -	69	8,501	-	-	11	1,679	11	1,679	80	10,180	
United States:—											
Atlantic Ports, Northern - - - - -	393	485,322	113	147,230	63	30,634	176	177,864	569	663,186	
" Southern - - - - -	30	17,419	43	31,469	17	5,632	60	37,101	90	54,520	
Pacific Ports - - - - -	4	3,141	5	5,392	-	-	5	5,392	9	8,533	
Mexico:—											
Ports on the Atlantic - - - - -	158	48,868	3	877	84	21,245	87	22,122	245	70,990	
Ports on the Pacific - - - - -	5	1,494	-	-	6	2,513	6	2,513	11	4,007	
Central America:—											
Ports on the Atlantic - - - - -	4	2,601	-	-	6	816	6	816	10	3,417	
Ports on the Pacific - - - - -	7	2,511	-	-	3	1,114	3	1,114	10	3,625	
Haïti - - - - -	15	5,553	1	278	5	992	6	1,270	21	6,823	
New Granada:—											
Ports on the Atlantic - - - - -	9	4,467	-	-	5	1,308	5	1,308	14	5,775	
Venezuela - - - - -	5	2,173	-	-	7	1,039	7	1,039	12	3,212	
Brazil - - - - -	424	159,744	5	1,432	107	22,397	112	23,829	536	183,573	
Monte Video - - - - -	57	17,794	-	-	35	8,971	35	8,971	92	26,765	
Buenos Ayres - - - - -	50	25,428	-	-	22	7,365	22	7,365	72	32,793	
Chili - - - - -	147	62,344	-	-	6	2,653	6	2,653	153	64,997	
Bolivia - - - - -	7	2,829	-	-	2	2,486	2	2,486	9	5,315	
Peru - - - - -	155	104,118	-	-	75	68,369	75	68,369	230	172,487	
Ecuador - - - - -	2	447	-	-	-	-	-	-	2	447	
China (exclusive of Hong Kong and Macão) - - - - -	131	88,322	-	-	3	1,095	3	1,095	134	89,417	
Macão - - - - -	4	2,189	-	-	-	-	-	-	4	2,189	
Japan - - - - -	23	9,361	-	-	-	-	-	-	23	9,361	
Borneo - - - - -	3	1,066	-	-	1	160	1	160	4	1,226	
Sarawak - - - - -	2	1,216	-	-	-	-	-	-	2	1,216	
Siam - - - - -	1	231	-	-	-	-	-	-	1	231	
Cochin China - - - - -	24	16,680	-	-	1	326	1	326	25	17,006	
West Coast of Africa (not particularly designated) - - - - -	147	49,250	-	-	18	4,646	18	4,646	165	53,896	
Native States on the East Coast of Africa - - - - -	6	2,437	-	-	-	-	-	-	6	2,437	
Persia - - - - -	1	346	-	-	-	-	-	-	1	346	
Islands in the Pacific:—											
Society - - - - -	1	232	-	-	-	-	-	-	1	232	
Sandwich - - - - -	-	-	-	-	1	338	1	338	1	338	
Other Islands in the Pacific - - - - -	1	769	-	-	-	-	-	-	1	769	
Whale Fisheries (Northern) - - - - -	25	7,630	-	-	-	-	-	-	25	7,630	
Total of Foreign Countries - - - - -	20,477	5,805,912	11,467	2,061,482	6,723	1,490,390	18,190	3,551,872	38,667	9,357,784	

No. 43.—Continued.

ENTERED, with CARGOES and in BALLAST, from VARIOUS COUNTRIES, at PORTS in the UNITED KINGDOM.

IN BALLAST.										TOTAL.						COUNTRIES WHENCE ARRIVED (Cont ^d).	
BRITISH.		FOREIGN.				TOTAL.		BRITISH.		FOREIGN.		TOTAL.					
Ves- sels.	Tons.	Of the Country whence Arrived.	Ves- sels.	Tons.	Of Other Countries.	Ves- sels.	Tons.	Ves- sels.	Tons.	Ves- sels.	Tons.	Ves- sels.	Tons.				
-	-	-	-	-	-	-	-	-	-	8	1,728	11	2,629	19	4,357	FOREIGN—Continued.	
-	-	-	-	-	-	-	-	-	-	69	47,220	47	14,289	116	61,509	Austrian Territories, Venetia.	
-	-	-	-	-	-	-	-	-	-	113	31,915	29	6,252	142	38,167	Illyria, Croatia, and Dalmatia.	
-	-	-	-	-	-	-	-	-	-	26	6,192	3	567	29	6,759	Greece.	
1	547	-	-	-	-	-	-	1	547	346	173,016	261	88,933	607	261,949	Ionian Islands.	
-	-	-	-	-	-	-	-	-	-	58	12,062	84	20,588	142	32,650	Turkey:—	
1	151	-	-	-	-	-	-	1	151	76	20,334	8	1,200	84	21,534	European Turkey.	
1	385	-	-	-	-	-	-	1	385	5	2,524	-	-	5	2,524	Wallachia and Moldavia.	
-	-	-	-	-	-	-	-	-	-	1	516	-	-	1	516	Natolia or Asia Minor.	
6	3,761	1	1,700	4	3,503	5	5,203	11	8,964	406	323,840	116	37,579	522	361,419	Syria and Palestine.	
-	-	-	-	-	-	-	-	-	-	1	129	-	-	1	129	El Hedjaz.	
1	116	-	-	-	-	-	-	1	116	70	8,617	11	1,679	81	10,296	Egypt:—	
1	205	-	-	2	1,387	2	1,387	3	1,592	394	485,527	178	179,251	572	664,778	Ports on the Mediterranean.	
-	-	-	-	-	-	-	-	-	-	30	17,419	60	37,101	90	54,520	Tunis.	
-	-	-	-	-	-	-	-	-	-	4	3,141	5	5,392	9	8,533	Morocco.	
2	3,018	-	-	-	-	-	-	2	3,018	160	51,886	87	22,122	247	74,008	United States:—	
-	-	-	-	-	-	-	-	-	-	5	1,494	6	2,513	11	4,007	Atlantic Ports, Northern.	
-	-	-	-	-	-	-	-	-	-	4	2,601	6	816	10	3,417	Atlantic Ports, Southern.	
-	-	-	-	-	-	-	-	-	-	7	2,511	3	1,114	10	3,625	Pacific Ports.	
-	-	-	-	-	-	-	-	-	-	15	5,553	6	1,270	21	6,823	Mexico:—	
-	-	-	-	-	-	-	-	-	-	9	4,467	5	1,308	14	5,775	Ports on the Atlantic.	
-	-	-	-	-	-	-	-	-	-	5	2,173	7	1,039	12	3,212	Ports on the Pacific.	
2	922	-	-	-	-	-	-	2	922	426	160,666	112	23,829	538	184,495	Central America:—	
1	253	-	-	-	-	-	-	1	253	58	18,047	35	8,971	93	27,018	Ports on the Atlantic.	
-	-	-	-	-	-	-	-	-	-	50	25,428	22	7,365	72	32,793	Ports on the Pacific.	
-	-	-	-	-	-	-	-	-	-	147	62,344	6	2,653	153	64,997	Haiti.	
-	-	-	-	-	-	-	-	-	-	7	2,829	2	2,486	9	5,315	New Granada:—	
1	232	-	-	-	-	-	-	1	232	156	104,350	75	68,369	231	172,719	Ports on the Atlantic.	
-	-	-	-	-	-	-	-	-	-	2	447	-	-	2	447	Venezuela.	
-	-	-	-	-	-	-	-	-	-	131	88,322	3	1,095	134	89,417	Brazil.	
-	-	-	-	-	-	-	-	-	-	4	2,189	-	-	4	2,189	Monte Video.	
-	-	-	-	-	-	-	-	-	-	23	9,361	-	-	23	9,361	Buenos Ayres.	
-	-	-	-	-	-	-	-	-	-	3	1,066	1	160	4	1,226	Chili.	
-	-	-	-	-	-	-	-	-	-	2	1,216	-	-	2	1,216	Bolivia.	
-	-	-	-	-	-	-	-	-	-	1	231	-	-	1	231	Peru.	
-	-	-	-	-	-	-	-	-	-	24	16,680	1	326	25	17,006	Ecuador.	
-	-	-	-	-	-	-	-	-	-	147	49,250	18	4,646	165	53,896	{ China (exclusive of Hong Kong and Macão).	
-	-	-	-	-	-	-	-	-	-	6	2,437	-	-	6	2,437	Macão.	
-	-	-	-	-	-	-	-	-	-	1	346	-	-	1	346	Japan.	
-	-	-	-	-	-	-	-	-	-	1	232	-	-	1	232	Borneo.	
-	-	-	-	-	-	-	-	-	-	1	769	-	-	1	769	Sarawak.	
1	292	-	-	-	-	-	-	1	292	26	7,922	-	-	26	7,922	Siam.	
5,831	1,217,036	3,477	490,383	1,966	388,991	5,443	879,374	11,274	2,096,410	26,308	7,022,948	23,633	4,431,246	49,941	11,454,194	Cochin China.	
																	{ West Coast of Africa (not particularly designated).
																	{ Native States on the East Coast of Africa.
																	Persia.
																	Islands in the Pacific:—
																	Society.
																	Sandwich.
																	Other Islands in the Pacific.
																	Whale Fisheries (Northern).
																	Total of Foreign Countries.

GENERAL SHIPPING.
(SAILING AND STEAM VESSELS.)
FROM VARIOUS COUNTRIES.

404

YEAR 1865.

No. 43.—Continued.

NUMBER and TONNAGE of BRITISH and FOREIGN VESSELS (of the Country whence Arrived, and of Other Countries,)

COUNTRIES WHENCE ARRIVED (Contd).	WITH CARGOES.									
	BRITISH.		FOREIGN.				TOTAL.		TOTAL.	
	Vessels.	Tons.	Of the Country whence Arrived.		Of Other Countries.		Vessels.	Tons.	Vessels.	Tons.
BRITISH POSSESSIONS.										
Heligoland	-	-	-	-	-	-	-	-	-	-
Channel Islands	1,582	214,057	-	-	2	158	2	158	1,584	214,215
Gibraltar	46	27,195	-	-	3	827	3	827	49	28,022
Malta and Gozo	15	6,010	-	-	-	-	-	-	15	6,010
In North America:—										
British Columbia and Vancouver's Island	1	613	-	-	-	-	-	-	1	613
Settlements of the Hudson's Bay Company	2	948	-	-	-	-	-	-	2	948
Newfoundland	113	16,058	-	-	1	138	1	138	114	16,196
Canada	953	697,913	-	-	149	84,175	149	84,175	1,102	782,088
New Brunswick	475	268,003	-	-	83	70,222	83	70,222	558	338,225
Prince Edward Island	65	16,564	-	-	-	-	-	-	65	16,564
Nova Scotia and Cape Breton	58	24,438	-	-	9	3,561	9	3,561	67	27,999
British West Indies:—										
Bermudas	19	7,147	-	-	2	493	2	493	21	7,640
Bahamas and Turk's Island	88	23,355	-	-	5	1,172	5	1,172	93	24,527
Jamaica	135	58,987	-	-	10	2,054	10	2,054	145	61,041
Tortola and Virgin Gorda	9	3,358	-	-	1	772	1	772	10	4,130
St. Christopher	34	9,976	-	-	-	-	-	-	34	9,976
Nevis	7	1,016	-	-	1	124	1	124	8	1,140
Antigua	32	8,098	-	-	-	-	-	-	32	8,098
Montserrat	3	472	-	-	-	-	-	-	3	472
Dominica	11	2,946	-	-	-	-	-	-	11	2,946
St. Lucia	21	4,764	-	-	-	-	-	-	21	4,764
St. Vincent	24	7,379	-	-	1	170	1	170	25	7,549
Barbadoes	97	30,560	-	-	3	868	3	868	100	31,428
Grenada	18	4,288	-	-	1	275	1	275	19	4,563
Tobago	14	3,163	-	-	-	-	-	-	14	3,163
Trinidad	80	32,687	-	-	6	1,886	6	1,886	86	34,573
British Guiana:—										
Demerara and Essequibo	193	68,891	-	-	19	6,245	19	6,245	212	75,136
Berbice	29	5,139	-	-	-	-	-	-	29	5,139
Belize (British Honduras)	10	4,575	-	-	28	12,687	28	12,687	38	17,262
Australia:—										
West Australia	5	2,487	-	-	-	-	-	-	5	2,487
South Australia	40	20,740	-	-	3	2,437	3	2,437	43	23,177
Victoria	55	64,087	-	-	-	-	-	-	55	64,087
New South Wales	43	37,256	-	-	-	-	-	-	43	37,256
Queensland	5	3,418	-	-	-	-	-	-	5	3,418
Tasmania	11	5,889	-	-	-	-	-	-	11	5,889
New Zealand	26	20,035	-	-	1	300	1	300	27	20,335
Hong Kong	19	14,408	-	-	-	-	-	-	19	14,408
India:—										
Bombay and Scinde	226	235,312	-	-	3	3,494	3	3,494	229	238,806
Madras	102	68,429	-	-	4	1,770	4	1,770	106	70,199
Bengal and Rangoon	301	321,730	-	-	39	33,656	39	33,656	340	355,386
Singapore	92	59,873	-	-	33	17,962	33	17,962	125	77,835
Ceylon	102	51,183	-	-	2	1,014	2	1,014	104	52,197
Mauritius	84	39,670	-	-	5	1,359	5	1,359	89	41,029
Cape of Good Hope	103	44,884	-	-	6	1,889	6	1,889	109	46,773
Natal	15	4,431	-	-	1	200	1	200	16	4,631
British Possessions on the River Gambia	12	2,126	-	-	-	-	-	-	12	2,126
Sierra Leone	13	3,631	-	-	-	-	-	-	13	3,631
British Possessions on the Gold Coast	5	776	-	-	-	-	-	-	5	776
St. Helena	2	836	-	-	-	-	-	-	2	836
Falkland Islands	4	1,201	-	-	-	-	-	-	4	1,201
Total of British Possessions	5,399	2,551,002	-	-	421	249,908	421	249,908	5,820	2,800,910
TOTAL OF FOREIGN COUNTRIES AND BRITISH POSSESSIONS	25,876	8,356,914	11,467	2,061,482	7,144	1,740,298	18,611	3,801,780	44,487	12,158,694

ENTERED, with CARGOES and in BALLAST, from VARIOUS COUNTRIES, at PORTS in the UNITED KINGDOM.

IN BALLAST.								TOTAL.								COUNTRIES WHENCE ARRIVED (Contd).
BRITISH.		FOREIGN.				TOTAL.		BRITISH.		FOREIGN.		TOTAL.				
Ves-sels.	Tons.	Of the Country whence arrived.	Of Other Countries.		Total.		Ves-sels.	Tons.	Ves-sels.	Tons.	Ves-sels.	Tons.				
1	58	-	-	-	-	-	1	58	1	58	-	-	1	58	British Possessions.	
211	23,362	-	-	23	2,638	23	2,638	234	26,000	1,793	237,419	25	2,796	1,818	240,215	Heligoland.
24	8,104	-	-	14	5,287	14	5,287	38	13,391	70	35,299	17	6,114	87	41,413	Channel Islands.
12	6,050	-	-	8	4,586	8	4,586	20	10,636	27	12,060	8	4,586	35	16,646	Gibraltar.
-	-	-	-	-	-	-	-	-	-	1	613	-	-	1	613	Malta and Gozo.
1	524	-	-	-	-	-	-	1	524	3	1,472	-	-	3	1,472	In North America:—
-	-	-	-	-	-	-	-	-	-	113	16,058	1	138	114	16,196	{ British Columbia and Vancouver's Island.
-	-	-	-	-	-	-	-	-	-	953	697,913	149	84,175	1,102	782,088	{ Settlements of the Hudson's Bay Company.
-	-	-	-	1	520	1	520	1	520	475	268,003	84	70,742	559	338,745	Newfoundland.
-	-	-	-	-	-	-	-	-	-	65	16,564	-	-	65	16,564	Canada.
6	2,402	-	-	-	-	-	-	6	2,402	64	26,840	9	3,561	73	30,401	New Brunswick.
14	4,865	-	-	-	-	-	-	14	4,865	33	12,012	2	493	35	12,505	Prince Edward Island.
9	2,891	-	-	1	269	1	269	10	3,160	97	26,246	6	1,441	103	27,687	{ Nova Scotia and Cape Breton.
-	-	-	-	-	-	-	-	-	-	135	58,987	10	2,054	145	61,041	British West Indies:—
-	-	-	-	-	-	-	-	-	-	9	3,358	1	772	10	4,130	Bermudas.
-	-	-	-	-	-	-	-	-	-	34	9,976	-	-	34	9,976	Bahamas and Turk's Island.
-	-	-	-	-	-	-	-	-	-	7	1,016	1	124	8	1,140	Jamaica.
-	-	-	-	-	-	-	-	-	-	32	8,098	-	-	32	8,098	Tortola and Virgin Gorda.
-	-	-	-	-	-	-	-	-	-	3	472	-	-	3	472	St. Christopher.
-	-	-	-	-	-	-	-	-	-	11	2,946	-	-	11	2,946	Nevis.
-	-	-	-	-	-	-	-	-	-	21	4,764	-	-	21	4,764	Antigua.
-	-	-	-	-	-	-	-	-	-	24	7,379	1	170	25	7,549	Montserrat.
-	-	-	-	-	-	-	-	-	-	97	30,560	3	868	100	31,428	Dominica.
-	-	-	-	-	-	-	-	-	-	18	4,288	1	275	19	4,563	St. Lucia.
-	-	-	-	-	-	-	-	-	-	14	3,163	-	-	14	3,163	St. Vincent.
-	-	-	-	-	-	-	-	-	-	80	32,687	6	1,886	86	34,573	Barbadoes.
1	1,226	-	-	-	-	-	-	1	1,226	194	70,117	19	6,245	213	76,362	Grenada.
-	-	-	-	-	-	-	-	-	-	29	5,139	-	-	29	5,139	Tobago.
-	-	-	-	-	-	-	-	-	-	10	4,575	28	12,687	38	17,262	Trinidad.
-	-	-	-	-	-	-	-	-	-	5	2,487	-	-	5	2,487	British Guiana:—
-	-	-	-	-	-	-	-	-	-	40	20,740	3	2,437	43	23,177	Demerara and Essequibo.
-	-	-	-	-	-	-	-	-	-	55	64,087	-	-	55	64,087	Berbice.
-	-	-	-	-	-	-	-	-	-	43	37,256	-	-	43	37,256	Belize (British Honduras).
-	-	-	-	-	-	-	-	-	-	5	3,418	-	-	5	3,418	Australia:—
-	-	-	-	-	-	-	-	-	-	11	5,889	-	-	11	5,889	West Australia.
-	-	-	-	-	-	-	-	-	-	26	20,035	1	300	27	20,335	South Australia.
-	-	-	-	-	-	-	-	-	-	19	14,408	-	-	19	14,408	Victoria.
-	-	-	-	-	-	-	-	-	-	226	235,312	3	3,494	229	238,806	New South Wales.
-	-	-	-	-	-	-	-	-	-	102	68,429	4	1,770	106	70,199	Queensland.
-	-	-	-	-	-	-	-	-	-	301	321,730	39	33,656	340	355,386	Tasmania.
-	-	-	-	-	-	-	-	-	-	92	59,873	33	17,962	125	77,835	New Zealand.
-	-	-	-	-	-	-	-	-	-	102	51,183	2	1,014	104	52,197	Hong Kong.
-	-	-	-	-	-	-	-	-	-	84	39,670	5	1,359	89	41,029	India:—
-	-	-	-	-	-	-	-	-	-	103	44,884	6	1,889	109	46,773	Bombay and Scinde.
-	-	-	-	-	-	-	-	-	-	15	4,431	1	200	16	4,631	Madras.
-	-	-	-	-	-	-	-	-	-	12	2,126	-	-	12	2,126	Bengal and Rangoon.
-	-	-	-	-	-	-	-	-	-	13	3,631	-	-	13	3,631	Singapore.
-	-	-	-	-	-	-	-	-	-	5	776	-	-	5	776	Ceylon.
-	-	-	-	-	-	-	-	-	-	2	836	-	-	2	836	Mauritius.
-	-	-	-	-	-	-	-	-	-	4	1,201	-	-	4	1,201	Cape of Good Hope.
279	49,482	-	-	47	13,300	47	13,300	326	62,782	5,678	2,600,484	468	263,208	6,146	2,863,692	Natal.
6,110	1,266,518	3,477	490,383	2,013	402,291	5,490	892,674	11,600	2,159,192	31,986	9,623,432	24,101	4,694,454	56,087	14,317,886	{ British Possessions on the River Gambia.
															Total of British Possessions.	
															TOTAL OF FOREIGN COUNTRIES AND BRITISH POSSESSIONS.	

GENERAL SHIPPING.
(SAILING AND STEAM VESSELS.)
TO VARIOUS COUNTRIES.

406

YEAR 1865.

No. 44.

NUMBER and TONNAGE of BRITISH and FOREIGN VESSELS (of the Country to which Departed, and of Other Countries,)

COUNTRIES TO WHICH DEPARTED.	WITH CARGOES.										
	BRITISH.		FOREIGN.						TOTAL.		
			Of the Country to which Departed.		Of Other Countries.		Total.				
	Vessels.	Tons.	Vessels.	Tons.	Vessels.	Tons.	Vessels.	Tons.	Vessels.	Tons.	
FOREIGN.											
Russia :—											
Ports within the Baltic - - -	1,027	323,863	154	33,590	521	75,513	675	109,103	1,702	432,966	
Ports on the White Sea and Arctic Ocean - -	14	4,240	1	265	5	1,119	6	1,384	20	5,624	
Ports on the Black Sea and Sea of Azof - -	66	29,719	29	23,872	153	53,028	182	76,900	248	106,619	
Sweden :—											
Ports within the Baltic - - -	217	59,517	309	40,086	279	54,676	588	94,762	805	154,279	
Ports without the Baltic - - -	159	38,254	267	46,340	170	20,581	437	66,921	596	105,175	
Norway - - -	135	30,145	1,009	139,146	178	22,427	1,187	161,573	1,322	191,718	
Denmark Proper - - -	542	124,521	1,715	163,970	844	130,904	2,559	294,874	3,101	419,395	
Iceland, the Faroe Islands, and Greenland -	12	1,619	23	2,893	8	883	31	3,776	43	5,395	
Danish West Indies :—											
St. Croix - - -	-	-	-	-	2	682	2	682	2	682	
St. Thomas - - -	125	98,357	9	2,424	71	20,417	80	22,841	205	121,198	
Slesvig, Holstein, and Lauenburg - - -	193	39,850	344	31,004	407	40,497	751	71,501	944	111,351	
Prussia - - -	1,051	229,102	1,158	278,510	614	78,253	1,772	356,763	2,823	585,865	
Mecklenburg Schwerin - - -	40	6,573	185	35,870	50	4,789	235	40,659	275	47,232	
Hanover - - -	272	42,196	511	36,627	75	6,502	586	43,129	858	85,325	
Oldenburg and Kniphausen - - -	29	3,427	141	9,752	216	14,481	357	24,233	386	27,660	
Hanse Towns :—											
Hamburg - - -	1,711	559,170	324	98,416	297	32,589	621	131,005	2,332	690,175	
Bremen - - -	25	7,660	121	53,635	79	7,773	200	61,408	225	69,068	
Lubeck - - -	7	1,184	13	1,994	94	15,374	107	17,368	114	18,552	
Holland - - -	2,259	559,951	602	103,164	28	2,818	630	105,982	2,889	665,933	
Java - - -	14	7,119	2	634	31	18,730	33	19,364	47	26,483	
Possessions on the Gold Coast - - -	3	532	-	-	-	-	-	-	3	532	
Dutch West Indies :											
Curacoa - - -	2	388	2	516	6	1,034	8	1,550	10	1,938	
Dutch Guiana - - -	12	2,631	4	1,090	4	1,000	8	2,090	20	4,771	
Belgium - - -	1,266	277,817	579	90,599	29	3,707	608	94,306	1,874	372,123	
France :—											
Ports without the Mediterranean - - -	8,165	1,464,908	3,586	327,300	30	4,352	3,616	331,652	11,781	1,796,560	
Ports within the Mediterranean - - -	68	14,133	69	11,199	39	7,930	108	19,129	176	33,262	
Algeria - - -	18	3,393	-	-	70	11,398	70	11,398	88	14,791	
French West Indies :—											
Guadaloupe - - -	23	6,174	-	-	5	1,384	5	1,384	28	7,558	
Martinique - - -	21	7,758	-	-	24	7,717	24	7,717	45	15,475	
French Guiana - - -	-	-	-	-	1	168	1	168	1	168	
Portugal Proper - - -	555	128,046	81	16,812	198	34,198	279	51,010	834	179,056	
Azores - - -	64	10,617	14	1,982	4	1,231	18	3,213	82	13,830	
Madeira - - -	44	7,177	6	2,352	5	1,814	11	4,166	55	11,643	
Cape Verd Islands - - -	27	9,672	-	-	15	8,616	15	8,616	42	18,288	
Possessions in Western Africa - - -	12	3,052	-	-	-	-	-	-	12	3,052	
Spain :—											
Ports without the Mediterranean - - -	650	114,636	96	30,416	271	37,500	367	67,916	1,017	182,552	
Ports within the Mediterranean - - -	498	142,611	81	37,129	324	87,177	405	124,306	903	266,917	
Canary Islands - - -	47	9,105	1	270	6	3,253	7	3,523	54	12,628	
Cuba - - -	291	130,454	85	27,453	149	61,088	234	88,541	525	218,995	
Porto Rico - - -	16	3,388	9	2,244	7	1,123	16	3,367	32	6,755	
Philippine Islands - - -	7	5,351	2	801	17	11,903	19	12,704	26	18,055	
Fernando Po - - -	6	2,321	-	-	-	-	-	-	6	2,321	

CLEARED, with CARGOES and in BALLAST, to VARIOUS COUNTRIES, at PORTS in the UNITED KINGDOM.

IN BALLAST.										TOTAL.						COUNTRIES TO WHICH DEPARTED.
BRITISH.		FOREIGN.				TOTAL.		BRITISH.		FOREIGN.		TOTAL.				
Ves-sels.	Tons.	Of the Coun-try to which Departed.	Of Other Countries.	Total.		Ves-sels.	Tons.	Ves-sels.	Tons.	Ves-sels.	Tons.	Ves-sels.	Tons.			
303	76,644	64	20,208	100	27,922	164	48,130	467	124,774	1,330	400,507	839	157,233	2,169	557,740	FOREIGN. Russia:— Ports within the Baltic. Ports on the White Sea and Arctic Ocean. Ports on the Black Sea and Sea of Azof.
108	25,731	5	2,173	76	21,544	81	23,717	189	49,448	122	29,971	87	25,101	209	55,072	
6	1,685	—	—	5	1,788	5	1,788	11	3,473	72	31,404	187	78,688	259	110,092	Sweden:— Ports within the Baltic. Ports without the Baltic.
24	7,258	83	25,721	327	125,543	410	151,264	434	158,522	241	66,775	998	246,026	1,239	312,801	
17	4,059	85	15,139	20	3,935	105	19,074	122	23,133	176	42,313	542	85,995	718	128,308	Norway.
128	11,913	1,320	341,626	28	3,557	1,348	345,183	1,476	357,096	263	42,058	2,535	506,756	2,798	548,814	
84	20,070	596	66,000	1,014	216,849	1,610	282,849	1,694	302,919	626	144,591	4,169	577,723	4,795	722,314	Denmark Proper:— Iceland, the Faroe Islands, and Greenland.
9	2,272	3	423	3	167	6	590	15	2,862	21	3,891	37	4,366	58	8,257	
—	—	—	—	—	—	—	—	—	—	—	—	2	682	2	682	Danish West Indies:— St. Croix. St. Thomas.
2	2,236	—	—	2	561	2	561	4	2,797	127	100,593	82	23,402	209	123,995	
5	758	1	123	8	1,388	9	1,511	14	2,269	198	40,608	760	73,012	958	113,620	Slesvig, Holstein, and Lauenburg.
91	18,508	120	35,516	29	5,610	149	41,126	240	59,634	1,142	247,610	1,921	397,889	3,063	645,499	
4	374	3	538	—	—	3	538	7	912	44	6,947	238	41,197	282	48,144	Mecklenburg Schwerin.
8	528	42	3,192	5	384	47	3,576	55	4,104	280	42,724	633	46,705	913	89,429	
3	237	1	168	1	64	2	232	5	469	32	3,664	359	24,465	391	28,129	Hanover.
—	—	—	—	—	—	—	—	—	—	—	—	—	—	—	—	
114	12,027	27	12,518	14	1,391	41	13,909	155	25,936	1,825	571,197	662	144,914	2,487	716,111	Oldenburg and Kniphausen.
1	79	13	8,510	9	3,024	22	11,534	23	11,613	26	7,739	222	72,942	248	80,681	
1	106	—	—	1	84	1	84	2	190	8	1,290	108	17,452	116	18,742	Hanse Towns:— Hamburg. Bremen. Lubeck.
109	10,743	181	12,232	7	1,021	188	13,253	297	23,996	2,368	570,694	818	119,235	3,186	689,929	
1	622	4	1,868	1	376	5	2,244	6	2,866	15	7,741	38	21,608	53	29,349	Holland.
—	—	—	—	—	—	—	—	—	—	3	532	—	—	3	532	
—	—	—	—	—	—	—	—	—	—	2	368	8	1,550	10	1,938	Java. Possessions on the Gold Coast.
—	—	—	—	—	—	—	—	—	—	12	2,681	8	2,090	20	4,771	
10	2,346	4	1,409	5	1,603	9	3,012	19	5,358	1,276	280,163	617	97,318	1,893	377,481	Dutch West Indies: Curaçoa. Dutch Guiana.
635	78,485	706	33,902	14	3,345	720	37,247	1,355	115,732	8,800	1,543,393	4,336	368,899	13,136	1,912,292	
4	365	3	1,368	2	210	5	1,578	9	1,943	72	14,498	113	20,707	185	35,205	Belgium.
1	14	—	—	—	—	—	—	1	14	19	3,407	70	11,398	89	14,805	
—	—	—	—	—	—	—	—	—	—	23	6,174	5	1,384	28	7,558	France:— Ports without the Medi- terranean. Ports within the Medi- terranean. Algeria.
—	—	—	—	—	—	—	—	—	—	21	7,758	24	7,717	45	15,475	
—	—	—	—	—	—	—	—	—	—	—	—	1	168	1	168	
22	9,284	6	1,323	16	5,806	22	7,129	44	16,413	577	137,330	301	58,139	878	195,469	French West Indies:— Guadaloupe. Martinique. French Guiana.
150	17,216	12	1,522	—	—	12	1,522	162	18,738	214	27,833	30	4,735	244	32,568	
—	—	—	—	—	—	—	—	—	—	44	7,477	11	4,166	55	11,643	Portugal Proper:— Azores. Madeira. Cape Verd Islands. Possessions in Western Africa.
—	—	—	—	—	—	—	—	—	—	27	9,672	15	8,616	42	18,288	
—	—	—	—	—	—	—	—	—	—	12	3,052	—	—	12	3,052	
74	9,100	8	2,508	7	2,755	15	5,263	89	14,363	724	123,736	382	73,179	1,106	196,915	Spain:— Ports without the Medi- terranean. Ports within the Medi- terranean.
14	5,175	—	—	2	813	2	813	16	5,988	512	147,786	407	125,119	919	272,905	
—	—	—	—	—	—	—	—	—	—	47	9,105	7	3,523	54	12,628	Canary Islands. Cuba.
7	1,212	—	—	2	1,283	2	1,283	9	2,495	298	131,666	236	89,824	534	221,490	
3	571	—	—	—	—	—	—	3	571	19	3,959	16	3,367	35	7,326	Porto Rico. Philippine Islands. Fernando Po.
—	—	—	—	—	—	—	—	—	—	7	5,351	19	12,704	26	18,055	
2	743	—	—	—	—	—	—	2	743	8	3,064	—	—	8	3,064	

GENERAL SHIPPING.
(SAILING AND STEAM VESSELS.)
TO VARIOUS COUNTRIES.

408

YEAR 1865.

No. 44.—Continued.

NUMBER and TONNAGE of BRITISH and FOREIGN VESSELS (of the Country to which Departed, and of Other Countries.)

COUNTRIES TO WHICH DEPARTED (Cont ^d).	WITH CARGOES.									
	BRITISH.		FOREIGN.						TOTAL.	
			Of the Country to which Departed.		Of Other Countries.		Total.			
	Vessels.	Tons.	Vessels.	Tons.	Vessels.	Tons.	Vessels.	Tons.	Vessels.	Tons.
FOREIGN—Continued.										
Italy:—										
Sardinian States	193	103,877	278	96,588	109	37,406	387	133,994	580	237,871
Island of Sardinia	28	5,406	4	1,262	24	8,078	28	9,340	56	14,746
Tuscany	59	17,777	2	538	45	12,583	47	13,121	106	30,898
Naples	140	27,921	109	24,218	81	23,081	190	47,299	330	75,220
Sicily	194	58,789	20	4,923	115	25,081	135	30,004	329	88,793
Adriatic Ports of Ancona and the Romagna	44	14,644	2	581	35	11,440	37	12,021	81	26,655
Papal Ports on the Mediterranean	22	5,143	—	—	16	3,862	16	3,862	38	9,005
Austrian Territories, Venetia	35	10,059	32	10,091	4	1,308	36	11,399	71	21,458
Illyria, Croatia, and Dalmatia	63	38,231	73	24,855	41	10,077	114	34,932	177	73,163
Greece	49	18,365	19	5,072	28	8,305	47	13,377	96	31,742
Ionian Islands	39	8,444	2	543	27	9,675	29	10,218	68	18,662
Turkey:—										
European Turkey	216	123,351	7	3,037	207	66,076	214	69,113	430	192,464
Wallachia and Moldavia	49	8,827	2	456	10	1,946	12	2,402	61	11,229
Natolia or Asia Minor	66	19,318	1	281	53	14,660	54	14,941	120	34,259
Syria and Palestine	18	5,986	—	—	17	5,452	17	5,452	85	11,438
El Hedjaz	2	908	—	—	—	—	—	—	2	908
Egypt:—										
Ports on the Mediterranean	650	387,352	—	—	220	84,836	220	84,836	870	472,188
Tunis	14	4,041	—	—	11	2,922	11	2,922	25	6,963
Morocco	37	5,289	—	—	1	117	1	117	38	5,406
United States:—										
Atlantic Ports, Northern	536	633,670	250	283,916	77	101,874	327	385,790	863	1,019,460
” Southern	116	78,055	21	12,991	20	10,931	41	23,922	157	101,977
Pacific Ports	22	14,053	3	3,100	6	3,621	9	6,721	31	20,774
Mexico:—										
Ports on the Atlantic	101	25,929	2	663	32	6,312	34	6,975	135	32,904
Ports on the Pacific	3	435	—	—	—	—	—	—	3	435
Central America:—										
Ports on the Atlantic	3	1,247	—	—	1	134	1	134	4	1,381
Ports on the Pacific	5	2,096	—	—	1	251	1	251	6	2,347
Haiti	16	3,373	—	—	15	2,379	15	2,379	31	5,752
New Granada:—										
Ports on the Atlantic	7	3,843	1	255	11	2,192	12	2,447	19	6,290
Ports on the Pacific	3	2,502	—	—	1	203	1	203	4	2,705
Venezuela	15	4,115	—	—	6	911	6	911	21	5,026
Brazil	494	193,461	8	2,380	318	84,676	326	87,056	820	280,517
Monte Video	78	37,299	2	403	43	18,813	45	19,216	123	56,515
Buenos Ayres	144	47,461	—	—	68	19,636	68	19,636	212	67,097
Patagonia:										
Ports on the Atlantic	1	409	—	—	—	—	—	—	1	409
Chili	226	109,138	1	388	16	14,669	17	15,057	243	124,195
Bolivia	5	2,569	—	—	1	391	1	391	6	2,960
Peru	76	41,451	—	—	8	8,045	8	8,045	84	49,496
Ecuador	4	958	—	—	—	—	—	—	4	958
China (exclusive of Hong Kong and Macão)	113	74,039	—	—	7	4,887	7	4,887	120	78,926
Japan	38	19,602	—	—	—	—	—	—	38	19,602
Siam	5	1,687	—	—	—	—	—	—	5	1,687
West Coast of Africa (not particularly designated)	163	54,154	—	—	5	1,115	5	1,115	168	55,269
Native States on the East Coast of Africa	3	915	—	—	3	999	3	999	6	1,914
Arabia, Territories of the Imaum of Muscat	1	395	—	—	—	—	—	—	1	395
Persia	1	346	—	—	—	—	—	—	1	346
Islands in the Pacific, Society	1	232	—	—	—	—	—	—	1	232
Other Islands in the Pacific	2	530	—	—	—	—	—	—	2	530
Whale Fisheries (Northern)	1	113	—	—	—	—	—	—	1	113
Total of Foreign Countries	23,794	6,728,786	12,371	2,128,896	7,009	1,497,573	19,380	3,626,469	43,174	10,355,255

No. 44.—Continued.

CLEARED, with CARGOES and in BALLAST, to VARIOUS COUNTRIES, at PORTS in the UNITED KINGDOM.

IN BALLAST.										TOTAL.						COUNTRIES TO WHICH DEPARTED (Contd).
BRITISH.		FOREIGN.						TOTAL.		BRITISH.		FOREIGN.		TOTAL.		
Ves-sels.	Tons.	Of the Country to which Departed.		Of Other Countries.		Total.		Ves-sels.	Tons.	Ves-sels.	Tons.	Ves-sels.	Tons.	Ves-sels.	Tons.	
5	1,138	9	2,446	1	260	10	2,706	15	3,844	198	105,015	397	186,700	595	241,715	<p>FOREIGN—Continued.</p> <p>Italy:— Sardinian States. Island of Sardinia. Tuscany. Naples. Sicily. Adriatic Ports of Ancona and the Romagna. Papal Ports on the Mediterranean. Austrian Territories, Venetia, Illyria, Croatia, and Dalmatia. Greece. Ionian Islands. Turkey:— European Turkey. Wallachia and Moldavia. Natalia or Asia Minor. Syria and Palestine. El Hedjaz. Egypt:— Ports on the Mediterranean. Tunis. Morocco. United States:— Atlantic Ports, Northern. Southern. Pacific Ports. Mexico:— Ports on the Atlantic. Ports on the Pacific. Central America:— Ports on the Atlantic. Ports on the Pacific. Haïti. New Granada:— Ports on the Atlantic. Ports on the Pacific. Venezuela. Brazil. Monte Video. Buenos Ayres. Patagonia:— Ports on the Atlantic. Chili. Bolivia. Peru. Ecuador. China (exclusive of Hong Kong and Macao). Japan. Siam. West Coast of Africa (not particularly designated). Native States on the East Coast of Africa. Arabia, Territories of the Imaum of Muscat. Persia. Islands in the Pacific, Society. Other Islands in the Pacific. Whale Fisheries (Northern). Total of Foreign Countries.</p>
1	974	2	1,032	1	673	3	1,705	4	2,679	29	6,380	31	11,045	60	17,425	
3	422	-	-	1	242	2	242	2	242	59	17,777	49	13,363	108	31,140	
1	298	-	-	1	123	1	123	4	545	143	28,343	191	47,422	334	75,765	
1	131	-	-	-	220	1	220	2	518	195	59,087	136	30,224	331	89,311	
1	162	-	-	-	-	-	-	1	131	45	14,775	37	12,021	82	26,796	
-	-	-	-	-	-	-	-	-	162	23	5,305	16	3,862	39	9,167	
1	460	3	966	2	1,718	5	2,684	6	3,144	64	38,691	119	37,616	183	76,307	
6	3,339	-	-	1	358	1	358	7	3,692	55	21,704	48	13,730	103	35,434	
4	2,192	-	-	-	-	-	-	4	2,192	43	10,636	29	10,218	72	20,854	
9	2,356	3	783	7	2,782	10	3,565	19	5,921	225	125,707	224	72,678	449	198,385	
1	270	-	-	1	208	1	203	2	473	50	9,097	13	2,605	63	11,702	
8	1,428	-	-	-	-	-	-	8	1,428	74	20,746	54	14,941	128	35,687	
-	-	-	-	-	-	-	-	-	-	18	5,986	17	5,462	35	11,438	
-	-	-	-	-	-	-	-	-	-	2	908	-	-	2	908	
15	14,258	5	745	8	1,077	13	1,822	28	16,080	665	401,610	233	86,658	898	488,268	
-	-	-	-	-	-	-	-	-	-	14	4,041	11	2,922	25	6,963	
1	88	-	-	-	-	-	-	1	88	38	5,377	1	117	39	5,494	
9	6,798	4	2,087	4	4,157	8	6,244	17	13,042	545	640,468	335	392,034	880	1,032,502	
9	7,154	1	1,154	1	536	2	1,690	11	8,844	125	85,209	43	25,612	168	110,821	
1	463	-	-	-	-	-	-	1	463	23	14,516	9	6,721	32	21,237	
10	3,865	-	-	1	168	1	168	11	4,033	111	29,794	35	7,143	146	36,937	
-	-	-	-	-	-	-	-	-	-	3	435	-	-	3	435	
-	-	-	-	-	-	-	-	-	-	3	1,247	1	134	4	1,381	
-	-	-	-	-	-	-	-	-	-	5	2,096	1	251	6	2,347	
2	503	-	-	-	-	-	-	2	503	18	3,876	15	2,379	33	6,255	
1	1,108	-	-	-	-	-	-	1	1,108	8	4,951	12	2,447	20	7,398	
-	-	-	-	-	-	-	-	-	-	3	2,502	1	203	4	2,705	
-	-	-	-	-	-	-	-	-	-	15	4,115	6	911	21	5,026	
9	2,982	-	-	2	364	2	364	11	3,346	503	196,443	328	87,420	831	283,863	
-	-	-	-	1	537	1	537	1	537	78	37,299	46	19,753	124	57,052	
6	1,592	-	-	1	112	1	112	7	1,704	150	49,053	69	19,748	219	68,801	
-	-	-	-	-	-	-	-	-	-	1	409	-	-	1	409	
3	2,935	1	210	-	-	1	210	4	3,145	229	112,073	18	15,267	247	127,340	
-	-	-	-	-	-	-	-	-	-	5	2,569	1	391	6	2,960	
-	-	-	-	3	3,371	3	3,371	3	3,371	76	41,451	11	11,416	87	52,867	
-	-	-	-	-	-	-	-	-	-	4	958	-	-	4	958	
2	1,449	-	-	-	-	-	-	2	1,449	115	75,488	7	4,887	122	80,375	
-	-	-	-	-	-	-	-	-	-	38	19,602	-	-	38	19,602	
-	-	1	175	-	-	1	175	1	175	5	1,687	1	175	6	1,862	
2	326	-	-	-	-	-	-	2	326	165	54,480	5	1,115	170	55,595	
-	-	-	-	-	-	-	-	-	-	3	915	3	999	6	1,914	
-	-	-	-	-	-	-	-	-	-	1	395	-	-	1	395	
-	-	-	-	-	-	-	-	-	-	1	346	-	-	1	346	
-	-	-	-	-	-	-	-	-	-	1	232	-	-	1	232	
-	-	-	-	-	-	-	-	-	-	2	530	-	-	2	530	
33	10,219	-	-	-	-	-	-	33	10,219	34	10,332	-	-	34	10,332	
2,084	387,271	3,316	597,585	1,736	447,919	5,052	1,045,504	7,136	1,432,775	25,878	7,116,057	24,432	4,671,973	50,310	11,788,030	

GENERAL SHIPPING.
(SAILING AND STEAM VESSELS.)
TO VARIOUS COUNTRIES.

No. 44.—Continued.

NUMBER and TONNAGE of BRITISH and FOREIGN VESSELS (of the Country to which Departed, and of Other Countries.)

COUNTRIES TO WHICH DEPARTED (Contd).	WITH CARGOES.									
	BRITISH.		FOREIGN.						TOTAL.	
			Of the Country of which Departed.		Of Other Countries.		Total.			
	Vessels.	Tons.	Vessels.	Tons.	Vessels.	Tons.	Vessels.	Tons.	Vessels.	Tons.
BRITISH POSSESSIONS.										
Heligoland	1	18	-	-	-	-	-	-	1	18
Channel Islands	1,214	159,516	-	-	1	112	1	112	1,215	159,628
Gibraltar	280	84,773	-	-	25	7,362	25	7,362	305	92,135
Malta and Gozo	186	89,312	-	-	82	30,029	82	30,029	268	119,341
In North America :—										
British Columbia and Vancouver's Island	9	4,193	-	-	-	-	-	-	9	4,193
Settlements of the Hudson's Bay Company	5	2,203	-	-	-	-	-	-	5	2,203
Newfoundland	160	28,108	-	-	1	154	1	154	161	28,262
Canada	469	364,482	-	-	15	8,736	15	8,736	484	373,218
New Brunswick	78	46,099	-	-	-	-	-	-	78	46,099
Prince Edward Island	19	8,120	-	-	-	-	-	-	19	8,120
Nova Scotia and Cape Breton	90	38,631	-	-	4	1,982	4	1,982	94	40,613
British West Indies :—										
Bermudas	30	10,629	-	-	4	1,673	4	1,673	34	12,302
Bahamas and Turk's Island	48	12,816	-	-	6	1,217	6	1,217	54	14,033
Jamaica	105	49,816	-	-	15	4,949	15	4,949	120	54,765
St. Christopher	23	6,983	-	-	1	150	1	150	24	7,133
Nevis	2	262	-	-	-	-	-	-	2	262
Antigua	27	7,144	-	-	3	361	3	361	30	7,505
Montserrat	1	142	-	-	-	-	-	-	1	142
Dominica	6	1,437	-	-	-	-	-	-	6	1,437
St. Lucia	7	1,471	-	-	1	129	1	129	8	1,600
St. Vincent	11	3,303	-	-	-	-	-	-	11	3,303
Barbadoes	87	29,468	-	-	4	788	4	788	91	30,256
Grenada	18	4,602	-	-	1	485	1	485	19	5,087
Tobago	9	3,675	-	-	-	-	-	-	9	3,675
Trinidad	62	21,043	-	-	3	939	3	939	65	21,982
British Guiana :—										
Demerara and Essequibo	171	63,105	-	-	15	4,138	15	4,138	186	67,243
Berbice	28	5,584	-	-	-	-	-	-	28	5,584
Belize (British Honduras)	9	4,553	-	-	3	684	3	684	12	5,237
Australia :—										
West Australia	11	6,192	-	-	3	3,668	3	3,668	14	9,860
South Australia	63	41,478	-	-	1	633	1	633	64	42,111
Victoria	110	126,222	-	-	1	1,148	1	1,148	111	127,370
New South Wales	85	78,027	-	-	-	-	-	-	85	78,027
Queensland	52	55,595	-	-	-	-	-	-	52	55,595
Tasmania	13	5,979	-	-	-	-	-	-	13	5,979
New Zealand	79	63,890	-	-	1	772	1	772	80	64,662
Hong Kong	48	32,685	-	-	13	9,515	13	9,515	61	42,200
India :—										
Bombay and Sinde	271	277,956	-	-	3	1,795	3	1,795	274	279,751
Madras	108	80,899	-	-	7	4,233	7	4,233	115	85,132
Bengal and Rangoon	272	284,168	-	-	16	10,752	16	10,752	288	294,920
Singapore	55	30,360	-	-	29	19,583	29	19,583	84	49,943
Ceylon	74	35,444	-	-	12	9,332	12	9,332	86	44,776
Aden	53	51,065	-	-	3	2,806	3	2,806	56	53,871
Mauritius	56	25,434	-	-	12	5,371	12	5,371	68	30,805
Cape of Good Hope	138	53,250	-	-	12	6,888	12	6,888	150	60,138
British Kaffraria	1	251	-	-	-	-	-	-	1	251
Natal	20	5,709	-	-	-	-	-	-	20	5,709
British Possessions on the River Gambia										
Sierra Leone	15	2,573	-	-	-	-	-	-	15	2,573
British Possessions on the Gold Coast	18	4,663	-	-	11	2,764	11	2,764	29	7,427
Ascension	7	1,273	-	-	-	-	-	-	7	1,273
St. Helena	7	2,652	-	-	1	354	1	354	8	3,006
Falkland Islands	20	10,280	-	-	1	451	1	451	21	10,731
	2	410	-	-	-	-	-	-	2	410
Total of British Possessions	4,733	2,327,943	-	-	310	143,953	310	143,953	5,043	2,471,896
TOTAL OF FOREIGN COUNTRIES AND BRITISH POSSESSIONS	28,527	9,056,729	12,371	2,128,896	7,319	1,641,526	19,690	3,770,422	48,217	12,827,151

No. 44.—Continued.

CLEARED, with CARGOES and in BALLAST, to VARIOUS COUNTRIES, at PORTS in the UNITED KINGDOM.

IN BALLAST.										TOTAL.						COUNTRIES TO WHICH DEPARTED (Contd).
BRITISH.		FOREIGN.				TOTAL.		BRITISH.		FOREIGN.		TOTAL.				
Ves-sels.	Tons.	Of the Country to which Departed.		Of Other Countries.		Total.		Ves-sels.	Tons.	Ves-sels.	Tons.	Ves-sels.	Tons.			
-	-	-	-	-	-	-	-	-	-	1	18	-	-	1	18	BRITISH POSSESSIONS.
128	6,658	-	-	5	172	5	172	133	6,830	1,342	166,174	6	284	1,348	166,458	Heligoland.
4	375	-	-	1	101	1	101	5	476	284	85,148	26	7,463	310	92,611	Channel Islands.
5	545	-	-	-	-	-	-	5	545	191	89,857	82	30,029	273	119,886	Gibraltar.
-	-	-	-	-	-	-	-	-	-	9	4,193	-	-	9	4,193	Malta and Gozo.
-	-	-	-	-	-	-	-	-	-	5	2,203	-	-	5	2,203	In North America:—
7	14,147	-	-	-	-	-	-	7	14,147	167	42,255	1	154	168	42,409	{ British Columbia and Vancouver's Island.
314	215,567	-	-	35	21,574	35	21,574	349	237,141	783	580,049	50	30,310	833	610,359	{ Settlements of the Hudson's Bay Company.
40	18,166	-	-	9	3,604	9	3,604	49	21,770	118	64,265	9	3,604	127	67,869	Newfoundland.
-	-	-	-	-	-	-	-	-	-	19	8,120	-	-	19	8,120	Canada.
7	3,458	-	-	-	-	-	-	7	3,458	97	42,089	4	1,982	101	44,071	New Brunswick.
1	146	-	-	-	-	-	-	1	146	31	10,775	4	1,673	35	12,448	Prince Edward Island.
2	335	-	-	1	390	1	390	3	725	50	13,151	7	1,607	57	14,758	{ Nova Scotia and Cape Breton.
3	1,796	-	-	-	-	-	-	3	1,796	108	51,612	15	4,949	123	56,561	British West Indies:—
2	487	-	-	-	-	-	-	2	487	25	7,470	1	150	26	7,620	Bermudas.
-	-	-	-	-	-	-	-	-	-	2	262	-	-	2	262	Bahamas and Turk's Islands.
-	-	-	-	-	-	-	-	-	-	27	7,144	3	361	30	7,505	Jamaica.
1	240	-	-	-	-	-	-	1	240	1	142	-	-	1	142	St. Christopher.
-	-	-	-	-	-	-	-	-	-	7	1,677	-	-	7	1,677	Nevis.
-	-	-	-	-	-	-	-	-	-	7	1,471	1	129	8	1,600	Antigua.
14	5,512	-	-	1	373	1	373	15	5,885	11	3,303	-	-	11	3,303	Montserrat.
-	-	-	-	-	-	-	-	-	-	11	3,303	-	-	11	3,303	Dominica.
1	347	-	-	-	-	-	-	1	347	63	21,390	3	939	66	22,329	St. Lucia.
2	366	-	-	-	-	-	-	2	366	173	63,471	15	4,138	188	67,609	St. Vincent.
-	-	-	-	-	-	-	-	-	-	28	5,584	-	-	28	5,584	Barbadoes.
2	836	-	-	1	653	1	653	3	1,489	11	5,389	4	1,337	15	6,726	Grenada.
1	1,077	-	-	-	-	-	-	1	1,077	12	7,269	3	3,668	15	10,937	Tobago.
-	-	-	-	-	-	-	-	-	-	63	41,478	1	633	64	42,111	Trinidad.
1	77	-	-	1	890	1	890	2	967	111	126,299	2	2,038	113	128,337	British Guiana:—
1	189	-	-	-	-	-	-	1	189	86	78,216	-	-	86	78,216	Demerara and Essequibo.
1	1,017	-	-	-	-	-	-	1	1,017	53	56,612	-	-	53	56,612	Berbice.
-	-	-	-	-	-	-	-	-	-	13	5,979	-	-	13	5,979	Belize (British Honduras).
2	385	-	-	-	-	-	-	2	385	81	64,275	1	772	82	65,047	Australia:—
1	648	-	-	-	-	-	-	1	648	49	33,333	13	9,515	62	42,848	West Australia.
8	3,493	-	-	-	-	-	-	8	3,493	279	281,449	3	1,795	282	283,244	South Australia.
1	2,001	-	-	-	-	-	-	1	2,001	109	82,990	7	4,233	116	87,223	Victoria.
14	6,469	-	-	-	-	-	-	14	6,469	286	290,637	16	10,752	302	301,389	New South Wales.
1	349	-	-	-	-	-	-	1	349	56	30,709	29	19,583	85	50,292	Queensland.
6	5,625	-	-	-	-	-	-	6	5,625	80	41,069	12	9,332	92	50,401	Tasmania.
1	764	-	-	-	-	-	-	1	764	54	51,829	3	2,806	57	54,635	New Zealand.
-	-	-	-	-	-	-	-	-	-	56	25,434	12	5,371	68	30,805	Hong Kong.
2	358	-	-	-	-	-	-	2	358	140	53,608	12	6,888	152	60,496	India:—
-	-	-	-	-	-	-	-	-	-	1	251	-	-	1	251	Bombay and Sinde.
-	-	-	-	-	-	-	-	-	-	20	5,709	-	-	20	5,709	Madras.
-	-	-	-	-	-	-	-	-	-	15	2,573	-	-	15	2,573	Bengal and Rangoon.
-	-	-	-	-	-	-	-	-	-	18	4,663	11	2,764	29	7,427	Singapore.
-	-	-	-	-	-	-	-	-	-	7	1,273	-	-	7	1,273	Ceylon.
-	-	-	-	-	-	-	-	-	-	7	2,652	1	354	8	3,006	Aden.
-	-	-	-	-	-	-	-	-	-	20	10,280	1	451	21	10,731	Mauritius.
-	-	-	-	-	-	-	-	-	-	2	410	-	-	2	410	Cape of Good Hope.
573	291,523	-	-	54	27,757	54	27,757	627	319,280	5,306	2,619,466	364	171,710	5,670	2,791,176	British Kaffraria.
2,657	678,794	3,316	597,585	1,790	475,676	5,106	1,073,261	7,763	1,752,055	31,184	9,735,523	24,796	4,843,683	55,980	14,579,206	Natal.
																{ British Possessions on the River Gambia.
																{ British Possessions on the Gold Coast.
																Ascension.
																St. Helena.
																Falkland Islands.
																Total of British Possessions.
																{ TOTAL OF FOREIGN COUNTRIES AND BRITISH POSSESSIONS.

GENERAL SHIPPING.
(SAILING AND STEAM VESSELS.)
OF EACH NATION.

412

YEAR 1865.

No. 45.

NUMBER and TONNAGE of VESSELS, of EACH NATION, ENTERED and CLEARED, with CARGOES and in BALLAST,
at PORTS in the UNITED KINGDOM.

NATIONALITY OF VESSELS.	ENTERED.					
	WITH CARGOES.		IN BALLAST.		TOTAL.	
	Vessels.	Tons.	Vessels.	Tons.	Vessels.	Tons.
BRITISH.						
United Kingdom and its Dependencies -	25,876	8,356,914	6,110	1,266,518	31,986	9,623,432
FOREIGN.						
Russian - - - - -	520	176,675	73	25,999	593	202,674
Swedish - - - - -	1,016	186,561	98	22,516	1,114	209,077
Norwegian - - - - -	3,694	876,740	349	96,938	4,043	973,678
Danish - - - - -	2,118	223,831	309	35,386	2,427	259,217
Prussian - - - - -	1,563	400,017	247	59,494	1,810	459,511
Schleswig, Holstein, and Lauenburg -	398	34,866	94	7,554	492	42,420
Mecklenburg - - - - -	643	142,474	68	16,575	711	159,049
Hanoverian - - - - -	899	80,585	783	65,166	1,682	145,751
Oldenburg - - - - -	102	13,513	194	20,380	296	33,893
Hamburg - - - - -	261	116,672	261	74,633	522	191,305
Bremen - - - - -	210	140,592	47	17,034	257	157,626
Lubeck - - - - -	31	6,133	18	2,123	49	8,256
Dutch - - - - -	1,505	192,656	441	82,942	1,946	275,598
Belgian - - - - -	371	93,662	39	10,998	410	104,660
French - - - - -	3,293	299,628	2,159	222,691	5,452	522,319
Spanish - - - - -	290	101,449	38	6,821	328	108,270
Portuguese - - - - -	129	25,130	18	3,939	147	29,069
Italian: Sardinian - - - - -	459	141,313	104	39,921	563	181,234
Tuscan - - - - -	9	2,316	—	—	9	2,316
Two Sicilies - - - - -	154	40,500	43	10,150	197	50,650
Papal - - - - -	11	2,979	2	1,099	13	4,078
Austrian - - - - -	345	116,853	28	7,540	373	124,393
Greek - - - - -	45	12,503	1	208	46	12,711
Turkish - - - - -	4	1,070	—	—	4	1,070
Egyptian - - - - -	1	378	1	1,700	2	2,078
American (U.S.) - - - - -	343	362,610	67	58,524	410	421,134
Mexican - - - - -	4	1,305	—	—	4	1,305
Haitian - - - - -	1	278	—	—	1	278
New Granadian - - - - -	—	—	3	760	3	760
Brazilian - - - - -	8	2,508	2	444	10	2,952
Monte Videan - - - - -	3	863	—	—	3	863
Buenos Ayrean - - - - -	1	374	1	363	2	737
Other Countries - - - - -	20	4,744	2	776	22	5,520
Total Foreign - - - - -	18,611	3,801,780	5,490	892,674	24,101	4,694,454
TOTAL OF BRITISH AND FOREIGN - - - - -	44,487	12,158,694	11,600	2,159,192	56,087	14,317,886

NUMBER and TONNAGE of VESSELS, of EACH NATION, ENTERED and CLEARED, with CARGOES and in BALLAST,
at PORTS in the UNITED KINGDOM.

NATIONALITY OF VESSELS.	CLEARED.					
	WITH CARGOES.		IN BALLAST.		TOTAL.	
	Vessels.	Tons.	Vessels.	Tons.	Vessels.	Tons.
BRITISH.						
United Kingdom and its Dependencies -	28,527	9,056,729	2,657	678,794	31,184	9,735,523
FOREIGN.						
Russian - - - - -	437	153,994	142	41,334	579	195,328
Swedish - - - - -	926	156,176	254	56,138	1,180	212,314
Norwegian - - - - -	2,002	380,520	2,051	606,627	4,053	987,147
Danish - - - - -	2,406	251,307	627	72,285	3,033	323,592
Prussian - - - - -	1,642	407,427	363	108,249	2,005	515,676
Schleswig, Holstein, and Lauenburg -	485	45,798	60	5,477	545	51,275
Mecklenburg - - - - -	659	147,650	91	19,738	750	167,388
Hanoverian - - - - -	1,594	137,817	251	21,401	1,845	159,218
Oldenburg - - - - -	284	32,839	21	3,423	305	36,262
Hamburg - - - - -	505	183,702	41	19,597	546	203,299
Bremen - - - - -	222	133,963	23	17,326	245	151,289
Lubeck - - - - -	41	8,420	—	—	41	8,420
Dutch - - - - -	1,623	245,799	349	31,071	1,972	276,870
Belgian - - - - -	631	106,294	5	1,838	636	108,132
French - - - - -	4,128	430,525	732	37,866	4,860	468,391
Spanish - - - - -	299	104,675	28	6,574	327	111,249
Portuguese - - - - -	114	24,063	19	3,099	133	27,162
Italian : Sardinian - - - - -	578	194,607	13	4,255	591	198,862
Tuscan - - - - -	19	5,192	—	—	19	5,192
Two Sicilies - - - - -	219	57,166	2	566	221	57,732
Papal - - - - -	11	3,129	—	—	11	3,129
Austrian - - - - -	364	123,914	8	3,517	372	127,431
Greek - - - - -	54	15,133	2	668	56	15,801
Turkish - - - - -	14	5,081	4	892	18	5,973
Egyptian - - - - -	1	322	4	636	5	958
American (U.S.) - - - - -	396	405,410	13	10,131	409	415,541
Mexican - - - - -	3	1,091	—	—	3	1,091
New Granadian - - - - -	1	255	—	—	1	255
Brazilian - - - - -	12	3,317	1	168	13	3,485
Monte Videan - - - - -	3	580	—	—	3	580
Buenos Ayrean - - - - -	2	732	—	—	2	732
Chilian - - - - -	1	388	1	210	2	598
Other Countries - - - - -	14	3,136	1	175	15	3,311
Total Foreign - - -	19,690	3,770,422	5,106	1,073,261	24,796	4,843,683
TOTAL OF BRITISH AND FOREIGN - -	48,217	12,827,151	7,763	1,752,055	55,980	14,579,206

GENERAL SHIPPING.
(SAILING AND STEAM VESSELS.)
OF EACH NATION.

414

YEAR 1865.

No. 45.—Continued.

NUMBER and TONNAGE of VESSELS, of EACH NATION, ENTERED and CLEARED, with CARGOES and in BALLAST,
at PORTS in the UNITED KINGDOM.

NATIONALITY OF VESSELS.	TOTAL OF ENTERED AND CLEARED.					
	WITH CARGOES.		IN BALLAST.		TOTAL.	
	Vessels.	Tons.	Vessels.	Tons.	Vessels.	Tons.
BRITISH.						
United Kingdom and its Dependencies -	54,403	17,413,643	8,767	1,945,312	63,170	19,358,955
FOREIGN.						
Russian - - - - -	957	330,669	215	67,333	1,172	398,002
Swedish - - - - -	1,942	342,737	352	78,654	2,294	421,391
Norwegian - - - - -	5,696	1,257,260	2,400	703,565	8,096	1,960,825
Danish - - - - -	4,524	475,138	936	107,671	5,460	582,809
Prussian - - - - -	3,205	807,444	610	167,743	3,815	975,187
Schleswig, Holstein, and Lauenburg -	843	80,664	154	13,031	997	93,695
Mecklenburg - - - - -	1,302	290,124	159	36,313	1,461	326,437
Hanoverian - - - - -	2,493	218,402	1,034	86,567	3,527	304,969
Oldenburg - - - - -	386	46,352	215	23,803	601	70,155
Hamburg - - - - -	766	300,374	302	94,230	1,068	394,604
Bremen - - - - -	432	274,555	70	34,360	502	308,915
Lubeck - - - - -	72	14,553	18	2,123	90	16,676
Dutch - - - - -	3,128	438,455	790	114,013	3,918	552,468
Belgian - - - - -	1,202	199,956	44	12,836	1,246	212,792
French - - - - -	7,421	730,153	2,891	260,557	10,312	990,710
Spanish - - - - -	589	206,124	66	13,395	655	219,519
Portuguese - - - - -	243	49,193	37	7,038	280	56,231
Italian: Sardinian - - - - -	1,037	335,920	117	44,176	1,154	380,096
Tuscan - - - - -	28	7,508	—	—	28	7,508
Two Sicilies - - - - -	373	97,666	45	10,716	418	108,382
Papal - - - - -	22	6,108	2	1,099	24	7,207
Austrian - - - - -	709	240,769	36	11,057	745	251,826
Greek - - - - -	99	27,636	3	876	102	28,512
Turkish - - - - -	18	6,151	4	892	22	7,043
Egyptian - - - - -	2	700	5	2,336	7	3,036
American (U.S.) - - - - -	739	768,020	80	68,655	819	836,675
Mexican - - - - -	7	2,396	—	—	7	2,396
Haitian - - - - -	1	278	—	—	1	278
New Granadian - - - - -	1	255	3	760	4	1,015
Brazilian - - - - -	20	5,825	3	612	23	6,437
Monte Videan - - - - -	6	1,443	—	—	6	1,443
Buenos Ayrean - - - - -	3	1,106	1	363	4	1,469
Chilian - - - - -	1	388	1	210	2	598
Other Countries - - - - -	34	7,880	3	951	37	8,831
Total Foreign - - - - -	38,301	7,572,202	10,596	1,965,935	48,897	9,538,137
TOTAL OF BRITISH AND FOREIGN - - -	92,704	24,985,845	19,363	3,911,247	112,067	28,897,092

No. 46.

**NUMBER and TONNAGE of BRITISH and FOREIGN VESSELS, ENTERED and CLEARED, with CARGOES and in BALLAST, from
and to VARIOUS COUNTRIES, at EACH of the PRINCIPAL PORTS, in the UNITED KINGDOM.**

GENERAL SHIPPING
(SAILING AND STEAM VESSELS.)
AT PRINCIPAL PORTS.

418

YEAR 1865.

No. 46.—Continued.

NUMBER and TONNAGE of BRITISH and FOREIGN VESSELS, ENTERED and CLEARED, with CARGOES and in

PORTS.	COUNTRIES WHENCE ARRIVED.	ENTERED.																		
		BRITISH.						FOREIGN.						TOTAL.						
		With Cargoes.		In Ballast.		Total.		With Cargoes.		In Ballast.		Total.		With Cargoes.		In Ballast.		Total.		
		Ves- sels.	Tons.	Ves- sels.	Tons.	Ves- sels.	Tons.	Ves- sels.	Tons.	Ves- sels.	Tons.	Ves- sels.	Tons.	Ves- sels.	Tons.	Ves- sels.	Tons.	Ves- sels.	Tons.	
IN ENGLAND.	FOREIGN.																			
	Russia :																			
	Baltic Ports - - -	14	4,668	—	—	14	4,668	18	6,631	—	—	18	6,631	32	11,299	—	—	32	11,299	
	White Sea and Arctic Ocean	5	1,013	—	—	5	1,013	6	2,563	—	—	6	2,563	11	3,576	—	—	11	3,576	
	Black Sea and Sea of Azof -	6	1,754	—	—	6	1,754	9	3,560	—	—	9	3,560	15	5,314	—	—	15	5,314	
	Sweden :																			
	Ports within the Baltic - -	1	190	—	—	1	190	3	1,089	—	—	3	1,089	4	1,279	—	—	4	1,279	
	Norway - - - - -	3	359	—	—	3	359	29	7,155	—	—	29	7,155	32	7,514	—	—	32	7,514	
	Denmark - - - - -	3	554	—	—	3	554	34	4,382	—	—	34	4,382	37	4,936	—	—	37	4,936	
	Iceland - - - - -	1	71	—	—	1	71	10	1,012	2	148	12	1,160	11	1,083	2	148	13	1,231	
	Prussia - - - - -	21	3,350	—	—	21	3,350	66	20,133	—	—	66	20,133	87	23,483	—	—	87	23,483	
	Germany - - - - -	11	2,231	1	222	12	2,453	11	2,612	5	999	16	3,611	22	4,843	6	1,221	28	6,064	
	Holland - - - - -	61	22,405	3	1,760	64	24,165	20	2,433	1	700	21	3,133	81	24,838	4	2,460	85	27,298	
	Belgium - - - - -	19	3,819	2	288	21	4,107	10	1,402	2	362	12	1,764	29	5,221	4	650	33	5,871	
	France :																			
	Ports without the Mediterranean	377	101,627	6	2,081	383	103,708	266	36,791	5	4,216	271	41,007	643	188,418	11	6,297	654	144,715	
	Ports within the Mediterranean	9	2,371	—	—	9	2,371	5	570	—	—	5	570	14	2,941	—	—	14	2,941	
	Algeria - - - - -	8	1,652	—	—	8	1,652	4	1,204	—	—	4	1,204	12	2,856	—	—	12	2,856	
	Portugal :																			
	Portugal Proper - - - -	247	57,333	1	879	248	58,212	16	3,568	—	—	16	3,568	263	60,901	1	879	264	61,780	
	Azores - - - - -	39	4,253	—	—	39	4,253	7	1,116	—	—	7	1,116	46	5,369	—	—	46	5,369	
	Spain :																			
	Ports without the Mediterranean	108	19,790	—	—	108	19,790	54	19,217	3	1,029	57	20,246	162	39,007	3	1,029	165	40,036	
	Ports within the Mediterranean	19	6,182	1	195	20	6,377	44	20,978	—	—	44	20,978	63	27,160	1	195	64	27,355	
	Philippine Islands - - -	5	3,230	—	—	5	3,230	1	366	—	—	1	366	6	3,596	—	—	6	3,596	
	Italy - - - - -	110	60,073	—	—	110	60,073	20	4,117	—	—	20	4,117	130	64,190	—	—	130	64,190	
	Austrian Territories - -	33	32,976	—	—	33	32,976	12	3,327	—	—	12	3,327	45	36,303	—	—	45	36,303	
	Greece - - - - -	43	11,410	—	—	43	11,410	19	4,565	—	—	19	4,565	62	15,975	—	—	62	15,975	
	Turkey - - - - -	112	89,571	—	—	112	89,571	14	5,377	—	—	14	5,377	126	94,948	—	—	126	94,948	
	Wallachia and Moldavia -	—	—	—	—	—	—	1	273	—	—	1	273	1	273	—	—	1	273	
	Syria - - - - -	1	1,212	—	—	1	1,212	—	—	—	—	—	—	1	1,212	—	—	1	1,212	
	Egypt - - - - -	188	200,690	—	—	188	200,690	9	3,429	—	—	9	3,429	197	204,119	—	—	197	204,119	
	Morocco - - - - -	21	2,703	—	—	21	2,703	5	691	—	—	5	691	26	3,394	—	—	26	3,394	
	United States of America :																			
	Atlantic Ports, Northern	300	423,555	1	205	301	423,760	86	115,377	—	—	86	115,377	386	538,932	1	205	387	539,137	
	" Southern	28	16,545	—	—	28	16,545	54	34,301	—	—	54	34,301	82	50,846	—	—	82	50,846	
	Pacific Ports - - - - -	—	—	—	—	—	—	3	3,399	—	—	3	3,399	3	3,399	—	—	3	3,399	
	Cuba and Foreign West Indies	91	43,976	1	1,366	92	45,342	70	21,885	—	—	70	21,885	161	65,861	1	1,366	162	67,227	
	Central and Southern America	636	249,164	3	1,819	639	250,983	180	48,782	—	—	180	48,782	816	297,946	3	1,819	819	299,765	
	China (exclusive of Hong Kong)	32	23,035	—	—	32	23,035	—	—	—	—	—	—	32	23,035	—	—	32	23,035	
	Borneo - - - - -	1	317	—	—	1	317	—	—	—	—	—	—	1	317	—	—	1	317	
	Japan - - - - -	2	956	—	—	2	956	—	—	—	—	—	—	2	956	—	—	2	956	
	Pacific Islands - - - - -	—	—	—	—	—	—	1	338	—	—	1	338	1	338	—	—	1	338	
	Western Coast of Africa, } Foreign Possessions	90	36,492	—	—	90	36,492	2	614	—	—	2	614	92	37,106	—	—	92	37,106	
		2,645	1,429,527	19	8,815	2,664	1,438,342	1,089	383,257	18	7,454	1,107	390,711	3,734	1,812,784	37	16,269	3,771	1,829,053	
	LIVERPOOL	BRITISH POSSESSIONS.																		
		Channel Islands - - - -	11	502	3	210	14	712	—	—	—	—	—	11	502	3	210	14	712	
		Gibraltar - - - - -	7	3,424	—	—	7	3,424	—	—	—	—	—	7	3,424	—	—	7	3,424	
		Malta and Gozo - - - -	7	1,992	—	—	7	1,992	—	—	—	—	—	7	1,992	—	—	7	1,992	
		Possessions in Africa - -	23	8,734	—	—	23	8,734	1	223	—	—	1	223	24	8,957	—	—	24	8,957
		East Indies - - - - -	310	309,147	—	—	310	309,147	14	11,621	—	—	14	11,621	324	320,768	—	—	324	320,768
		Hong Kong - - - - -	10	7,458	—	—	10	7,458	—	—	—	—	—	10	7,458	—	—	10	7,458	
		Australian Colonies - -	2	3,584	—	—	2	3,584	—	—	—	—	—	2	3,584	—	—	2	3,584	
		North American Colonies	387	330,840	2	883	389	331,723	35	39,849	—	—	35	39,849	422	370,689	2	883	424	371,572
		West Indies - - - - -	211	85,025	12	5,351	223	90,376	18	5,746	1	269	19	6,015	229	90,771	13	5,620	242	96,391
		Falkland Islands - - - -	2	910	—	—	2	910	—	—	—	—	—	—	2	910	—	—	2	910
			970	751,616	17	6,444	987	758,060	68	57,439	1	269	69	57,708	1,038	809,055	18	6,713	1,056	815,768
		TOTAL - - - - -	3,615	2,181,143	36	15,259	3,651	2,196,402	1,157	440,696	19	7,723	1,176	448,419	4,772	2,621,839	55	22,982	4,827	2,644,821

No. 46.—Continued.

NUMBER and TONNAGE of BRITISH and FOREIGN VESSELS, ENTERED and CLEARED, with CARGOES and in

PORTS.	COUNTRIES WHENCE ARRIVED.	ENTERED.																		
		BRITISH.						FOREIGN.						TOTAL.						
		With Cargoes.		In Ballast.		Total.		With Cargoes.		In Ballast.		Total.		With Cargoes.		In Ballast.		Total.		
		Ves- sels.	Tons.	Ves- sels.	Tons.	Ves- sels.	Tons.	Ves- sels.	Tons.	Ves- sels.	Tons.	Ves- sels.	Tons.	Ves- sels.	Tons.	Ves- sels.	Tons.	Ves- sels.	Tons.	
IN ENGLAND.	FOREIGN.																			
	Russia :																			
	Baltic Ports - - -	207	99,696	—	—	207	99,696	168	95,205	—	—	168	95,205	375	194,901	—	—	375	194,901	
	White Sea and Arctic Ocean -	6	1,870	—	—	6	1,870	14	3,751	—	—	14	3,751	20	5,621	—	—	20	5,621	
	Black Sea and Sea of Azof -	17	4,882	—	—	17	4,882	46	15,875	—	—	46	15,875	63	20,757	—	—	63	20,757	
	Sweden :																			
	Ports within the Baltic -	21	6,911	—	—	21	6,911	243	46,931	—	—	243	46,931	264	53,842	—	—	264	53,842	
	Ports without the Baltic -	41	20,615	—	—	41	20,615	13	3,162	—	—	13	3,162	54	23,777	—	—	54	23,777	
	Norway - - - - -	85	9,705	—	—	85	9,705	128	27,494	—	—	128	27,494	213	37,199	—	—	213	37,199	
	Denmark - - - - -	2	401	—	—	2	401	320	26,808	—	—	320	26,808	322	27,209	—	—	322	27,209	
	Schleswig, Holstein, & Lauenburg	2	250	—	—	2	250	6	332	—	—	6	332	8	582	—	—	8	582	
	Prussia - - - - -	117	51,375	—	—	117	51,375	108	31,064	—	—	108	31,064	225	82,439	—	—	225	82,439	
	Germany - - - - -	175	73,601	1	158	176	73,759	117	47,845	1	439	118	48,284	292	121,446	2	597	294	122,043	
	Holland - - - - -	320	86,787	8	1,965	328	88,752	35	5,665	1	280	36	5,945	355	92,452	9	2,245	364	94,697	
	Belgium - - - - -	136	42,013	1	461	137	42,474	5	734	—	—	5	734	141	42,747	1	461	142	43,208	
	France :																			
	Ports without the Mediterranean	212	50,721	6	1,112	218	51,833	43	3,473	—	—	43	3,473	255	54,194	6	1,112	261	55,306	
	Ports within the Mediterranean	13	2,171	—	—	13	2,171	4	599	—	—	4	599	17	2,770	—	—	17	2,770	
	Algeria - - - - -	1	115	—	—	1	115	—	—	—	—	—	—	1	115	—	—	1	115	
	Portugal :																			
	Portugal Proper - - -	11	1,472	4	3,208	15	4,680	3	343	1	412	4	755	14	1,815	5	3,620	19	5,435	
	Azores - - - - -	55	6,733	—	—	55	6,733	—	—	—	—	—	—	55	6,733	—	—	55	6,733	
	Spain :																			
	Ports without the Mediterranean	8	944	—	—	8	944	5	523	—	—	5	523	13	1,467	—	—	13	1,467	
	Ports within the Mediterranean	27	5,787	—	—	27	5,787	11	1,564	—	—	11	1,564	38	7,351	—	—	38	7,351	
	Italy - - - - -	56	7,538	—	—	56	7,538	13	2,717	—	—	13	2,717	69	10,255	—	—	69	10,255	
	Papal States - - - - -	2	251	—	—	2	251	—	—	—	—	—	—	2	251	—	—	2	251	
	Austrian Territories - - -	1	269	—	—	1	269	1	649	—	—	1	649	2	918	—	—	2	918	
HULL	Greece - - - - -	2	278	—	—	2	278	3	359	—	—	3	359	5	637	—	—	5	637	
	Ionian Islands - - - - -	2	214	—	—	2	214	1	124	—	—	1	124	3	338	—	—	3	338	
	Turkey - - - - -	7	2,079	—	—	7	2,079	6	1,763	—	—	6	1,763	13	3,842	—	—	13	3,842	
	Wallachia and Moldavia - -	—	—	—	—	—	—	2	446	—	—	2	446	2	446	—	—	2	446	
	Syria - - - - -	3	927	—	—	3	927	—	—	—	—	—	—	3	927	—	—	3	927	
	Egypt - - - - -	52	18,200	—	—	52	18,200	43	13,550	—	—	43	13,550	95	31,750	—	—	95	31,750	
	Morocco - - - - -	3	371	—	—	3	371	—	—	—	—	—	—	3	371	—	—	3	371	
	United States of America :																			
	Atlantic Ports, Northern -	1	508	—	—	1	508	—	—	—	—	—	—	1	508	—	—	1	508	
	Cuba and Foreign West Indies	2	1,015	—	—	2	1,015	—	—	—	—	—	—	2	1,015	—	—	2	1,015	
	Central and Southern America	11	8,003	—	—	11	8,003	15	10,789	—	—	15	10,789	26	18,792	—	—	26	18,792	
	West Coast of Africa, Foreign Possessions - - - - -	1	354	—	—	1	354	—	—	—	—	—	—	1	354	—	—	1	354	
	Whale Fisheries :—Northern -	1	292	—	—	1	292	—	—	—	—	—	—	1	292	—	—	1	292	
		=====	1,600	506,348	20	6,904	1,620	513,252	1,353	281,765	3	1,131	1,356	282,896	2,953	788,113	23	8,035	2,976	796,148
		BRITISH POSSESSIONS.																		
	Channel Islands - - - - -	1	40	—	—	1	40	—	—	—	—	—	—	1	40	—	—	1	40	
	Gibraltar - - - - -	1	124	—	—	1	124	2	320	—	—	2	320	3	444	—	—	3	444	
	Possessions in Africa - - -	1	468	—	—	1	468	—	—	—	—	—	—	1	468	—	—	1	468	
	East Indies - - - - -	13	9,891	—	—	13	9,891	3	2,388	—	—	3	2,388	16	12,279	—	—	16	12,279	
	North American Colonies -	34	21,971	—	—	34	21,971	22	10,779	—	—	22	10,779	56	32,750	—	—	56	32,750	
	West Indies - - - - -	—	—	—	—	—	—	2	457	—	—	2	457	2	457	—	—	2	457	
	=====	50	32,494	—	—	50	32,494	29	13,944	—	—	29	13,944	79	46,438	—	—	79	46,438	
	TOTAL - - - - -	1,650	538,842	20	6,904	1,670	545,746	1,382	295,709	3	1,131	1,385	296,840	3,032	834,551	23	8,035	3,055	842,586	

BALLAST, from and to VARIOUS COUNTRIES, at EACH of the PRINCIPAL PORTS, in the UNITED KINGDOM.

PORTS.		COUNTRIES TO WHICH DEPARTED.		CLEARED.																
				BRITISH.				FOREIGN.				TOTAL.								
				With Cargoes.		In Ballast.		Total.		With Cargoes.		In Ballast.		Total.		With Cargoes.		In Ballast.		Total.
Ves-	Tons.	Ves-	Tons.	Ves-	Tons.	Ves-	Tons.	Ves-	Tons.	Ves-	Tons.	Ves-	Tons.	Ves-	Tons.	Ves-	Tons.	Ves-	Tons.	
IN ENGLAND.	FOREIGN.																			
		Russia:	123	72,719	20	6,031	143	78,750	59	11,851	9	2,392	68	14,243	182	84,570	29	8,423	211	92,993
		Baltic Ports			1	194	1	194			2	767	2	767			3	961	3	961
		White Sea and Arctic Ocean	1	156			1	156	1	413			1	413	2	569			2	569
		Black Sea and Sea of Azof																		
		Sweden:	48	23,839	1	400	49	24,239	54	7,991	50	16,645	104	24,636	102	31,830	51	17,045	153	48,875
		Ports within the Baltic	1	366			1	366	29	3,017			29	3,017	30	3,383			30	3,383
		Ports without the Baltic	22	5,757	9	1,291	31	7,048	108	20,926	49	14,376	157	35,302	130	26,683	58	15,667	188	42,350
		Norway	41	14,782	2	852	43	15,634	286	29,306	40	12,298	326	41,604	327	44,088	42	13,150	369	57,238
		Denmark							71	5,585			71	5,585	71	5,585			71	5,585
		Schleswig, Holstein, & Lauenburg	59	25,804	7	4,511	66	30,315	95	27,394	1	243	96	27,637	154	53,198	8	4,754	162	57,952
		Prussia	177	71,776			177	71,776	152	51,606			152	51,606	329	123,382			329	123,382
		Germany	322	88,643	7	1,902	329	90,545	3	203			3	203	325	88,846	7	1,902	332	90,748
		Holland	117	40,732			117	40,732							117	40,732			117	40,732
		Belgium																		
		France:	224	51,890	1	747	225	52,637	22	1,645			22	1,645	246	53,535	1	747	247	54,282
		Ports without the Mediterranean			1	153	1	153	3	583			3	583	3	583	1	153	4	736
	Ports within the Mediterranean	3	358	5	4,364	8	4,722	3	335	2	478	5	813	6	693	7	4,842	13	5,535	
	Portugal:	2	245	20	2,627	22	2,872							2	245	20	2,627	22	2,872	
	Portugal Proper																			
	Azores	4	416			4	416	10	1,287			10	1,287	14	1,703			14	1,703	
	Spain:	10	1,400	2	1,213	12	2,613	10	1,198			10	1,198	20	2,598	2	1,213	22	3,811	
	Ports within the Mediterranean	1	123			1	123							1	123			1	123	
	Canary Islands	9	1,376			9	1,376	18	5,336			18	5,336	27	6,712			27	6,712	
	Italy			1	162	1	162	3	763			3	763	3	763	1	162	4	925	
	Papal States									1	337	1	337			1	337	1	337	
	Austrian Territories							2	937			2	937	2	937			2	937	
	Greece:	2	719			2	719	5	1,591			5	1,591	7	2,310			7	2,310	
	Ionian Islands	3	3,146			3	3,146	1	452			1	452	4	3,698			4	3,598	
	Turkey	2	251			2	251							2	251			2	251	
	Egypt																			
	Morocco	1	486	1	383	2	869	1	649			1	649	2	1,135	1	383	3	1,518	
	United States of America:	1	239			1	239	6	1,857			6	1,857	7	2,096			7	2,096	
	Atlantic Ports, Northern	1	268	1	189	2	457	3	384	1	1,099	4	1,483	4	652	2	1,288	6	1,940	
	Cuba and Foreign West Indies			2	685	2	685									2	685	2	685	
	Central and Southern America-																			
	Whale Fisheries:—Northern	1,174	405,491	81	25,704	1,255	431,195	945	175,309	155	48,635	1,100	223,944	2,119	580,800	236	74,339	2,355	655,139	
HULL	BRITISH POSSESSIONS.																			
		Channel Islands	14	1,400			14	1,400						14	1,400			14	1,400	
		Gibraltar							1	209			1	209	1	209			1	209
		Malta and Gozo	1	317			1	317	1	469			1	469	2	786			2	786
		East Indies	7	7,553			7	7,553						7	7,553			7	7,553	
		Aden			1	764	1	764								1	764	1	764	
		North American Colonies	9	5,133	1	1,050	10	6,183			1	465	1	465	9	5,133	2	1,515	11	6,648
		West Indies	3	441	2	644	5	1,085							3	441	2	644	5	1,085
			34	14,844	4	2,458	38	17,302	2	678	1	465	3	1,143	36	15,522	5	2,923	41	18,445
		TOTAL	1,208	420,335	85	28,162	1,293	448,497	947	175,987	156	49,100	1,103	225,087	2,155	596,322	241	77,262	2,396	673,584

No. 46.—Continued.

NUMBER and TONNAGE of BRITISH and FOREIGN VESSELS, ENTERED and CLEARED, with CARGOES and in

PORTS.	COUNTRIES WHENCE ARRIVED.	ENTERED.																	
		BRITISH.						FOREIGN.						TOTAL.					
		With Cargoes.		In Ballast.		Total.		With Cargoes.		In Ballast.		Total.		With Cargoes.		In Ballast.		Total.	
		Ves- sels.	Tons.	Ves- sels.	Tons.	Ves- sels.	Tons.	Ves- sels.	Tons.	Ves- sels.	Tons.	Ves- sels.	Tons.	Ves- sels.	Tons.	Ves- sels.	Tons.	Ves- sels.	Tons.
IN ENGLAND.	FOREIGN.																		
	Russia :																		
	Baltic Ports - - -	8	2,411	—	—	8	2,411	11	2,919	—	—	11	2,919	19	5,330	—	—	19	5,330
	White Sea and Arctic Ocean -	1	177	—	—	1	177	9	3,891	—	—	9	3,891	10	4,068	—	—	10	4,068
	Black Sea and Sea of Azof -	14	4,987	—	—	14	4,987	57	18,593	—	—	57	18,593	71	23,580	—	—	71	23,580
	Sweden :																		
	Ports within the Baltic - -	1	106	—	—	1	106	18	5,495	—	—	18	5,495	19	5,601	—	—	19	5,601
	Ports without the Baltic -	1	220	—	—	1	220	10	2,977	—	—	10	2,977	11	3,197	—	—	11	3,197
	Norway - - - - -	2	396	—	—	2	396	7	1,529	—	—	7	1,529	9	1,925	—	—	9	1,925
	Denmark - - - - -	—	—	—	—	—	—	1	150	—	—	1	150	1	150	—	—	1	150
	Prussia - - - - -	1	958	—	—	1	958	6	1,660	—	—	6	1,660	7	2,618	—	—	7	2,618
	Germany - - - - -	1	70	—	—	1	70	—	—	—	—	—	—	1	70	—	—	1	70
	Holland - - - - -	9	793	1	221	10	1,014	25	3,977	—	—	25	3,977	34	4,770	1	221	35	4,991
	Belgium - - - - -	19	1,840	1	183	20	2,023	2	193	—	—	2	193	21	2,033	1	183	22	2,216
	France :																		
	Ports without the Mediterranean	55	7,898	—	—	55	7,898	63	5,230	—	—	63	5,230	118	13,128	—	—	118	13,128
	Ports within the Mediterranean	1	153	—	—	1	153	1	500	—	—	1	500	2	653	—	—	2	653
	Algeria - - - - -	2	444	—	—	2	444	—	—	—	—	—	—	2	444	—	—	2	444
	Portugal:																		
	Portugal Proper - - -	31	4,072	—	—	31	4,072	10	945	—	—	10	945	41	5,017	—	—	41	5,017
	Azores - - - - -	28	2,763	—	—	28	2,763	28	3,493	—	—	28	3,493	56	6,256	—	—	56	6,256
	Spain :																		
	Ports without the Mediterranean	10	957	—	—	10	957	—	—	—	—	—	—	10	957	—	—	10	957
	Ports within the Mediterranean	12	1,392	—	—	12	1,392	1	128	—	—	1	128	13	1,520	—	—	13	1,520
	Fernando Po - - - -	—	—	1	297	1	297	—	—	—	—	—	—	—	—	1	297	1	297
	Phillipine Islands - -	1	1,067	—	—	1	1,067	—	—	—	—	—	—	1	1,067	—	—	1	1,067
	Italy - - - - -	32	6,273	—	—	32	6,273	5	795	—	—	5	795	37	7,068	—	—	37	7,068
	Austrian Territories - -	1	320	—	—	1	320	—	—	—	—	—	—	1	320	—	—	1	320
	Greece - - - - -	13	1,723	—	—	13	1,723	3	408	—	—	3	408	16	2,131	—	—	16	2,131
	Ionian Islands - - -	5	506	—	—	5	506	—	—	—	—	—	—	5	506	—	—	5	506
	Turkey - - - - -	41	13,223	—	—	41	13,223	33	11,889	—	—	33	11,889	74	25,112	—	—	74	25,112
	Wallachia and Moldavia -	4	979	—	—	4	979	8	1,975	—	—	8	1,975	12	2,954	—	—	12	2,954
	Egypt - - - - -	1	284	—	—	1	284	—	—	—	—	—	—	1	284	—	—	1	284
	United States of America :																		
	Atlantic Ports, Northern -	9	2,907	—	—	9	2,907	13	5,417	—	—	13	5,417	22	8,324	—	—	22	8,324
	Cuba and Foreign West Indies	23	7,618	—	—	23	7,618	46	14,674	—	—	46	14,674	69	22,292	—	—	69	22,292
	Central and Southern America	26	8,533	—	—	26	8,533	8	2,095	—	—	8	2,095	34	10,628	—	—	34	10,628
Western Coast of Africa, Foreign Possessions }	18	4,471	—	—	18	4,471	—	—	—	—	—	—	18	4,471	—	—	18	4,471	
	370	77,541	3	701	373	78,242	365	88,933	—	—	365	88,933	735	166,474	3	701	738	167,175	
	BRITISH POSSESSIONS.																		
Channel Islands - - -	12	677	1	137	13	814	—	—	—	—	—	—	12	677	1	137	13	814	
Malta - - - - -	2	789	—	—	2	789	—	—	—	—	—	—	2	789	—	—	2	789	
Possessions in Africa - -	24	11,117	—	—	24	11,117	—	—	—	—	—	—	24	11,117	—	—	24	11,117	
East Indies - - - - -	—	—	—	—	—	—	1	250	—	—	1	250	1	250	—	—	1	250	
North American Colonies -	63	34,802	—	—	63	34,802	11	7,552	—	—	11	7,552	74	42,354	—	—	74	42,354	
West Indies - - - - -	42	10,518	—	—	42	10,518	2	680	—	—	2	680	44	11,198	—	—	44	11,198	
Falkland Islands - - -	1	88	—	—	1	88	—	—	—	—	—	—	1	88	—	—	1	88	
	144	57,991	1	137	145	58,128	14	8,482	—	—	14	8,482	158	66,473	1	137	159	66,610	
	TOTAL - - - - -	514	135,532	4	838	518	136,370	379	97,415	—	—	379	97,415	893	232,947	4	838	897	233,785

No. 46.—Continued.

BALLAST, from and to VARIOUS COUNTRIES, at EACH of the PRINCIPAL PORTS, in the UNITED KINGDOM.

PORTS.	COUNTRIES TO WHICH DEPARTED.	CLEARED.																	
		BRITISH.						FOREIGN.						TOTAL.					
		With Cargoes.		In Ballast.		Total.		With Cargoes.		In Ballast.		Total.		With Cargoes.		In Ballast.		Total.	
		Ves-sels.	Tons.	Ves-sels.	Tons.	Ves-sels.	Tons.	Ves-sels.	Tons.	Ves-sels.	Tons.	Ves-sels.	Tons.	Ves-sels.	Tons.	Ves-sels.	Tons.	Ves-sels.	Tons.
IN ENGLAND.	FOREIGN.																		
	Russia:																		
	Baltic Ports - - -	—	—	—	—	—	—	—	—	2	1,187	2	1,187	—	—	2	1,187	2	1,187
	White Sea and Arctic Ocean -	—	—	1	320	1	320	—	—	4	1,196	4	1,196	—	—	5	1,456	5	1,456
	Sweden:																		
	Ports within the Baltic - -	—	—	—	—	—	—	1	533	4	2,067	5	2,600	1	533	4	2,067	5	2,600
	Ports without the Baltic - -	—	—	—	—	—	—	—	—	2	614	2	614	—	—	2	614	2	614
	Norway - - - - -	—	—	—	—	—	—	1	133	5	1,276	6	1,409	1	133	5	1,276	6	1,409
	Denmark - - - - -	—	—	—	—	—	—	—	—	4	1,925	4	1,925	—	—	4	1,925	4	1,925
	Prussia - - - - -	—	—	—	—	—	—	1	610	1	343	2	953	1	610	1	343	2	953
	Germany - - - - -	—	—	—	—	—	—	1	273	—	—	1	273	1	273	—	—	1	273
	Holland - - - - -	—	—	—	—	—	—	17	3,127	1	223	18	3,350	17	3,127	1	223	18	3,350
	Belgium - - - - -	—	—	—	—	—	—	—	—	2	448	2	448	—	—	2	448	2	448
	France:																		
	Ports without the Mediterranean	20	3,927	—	—	20	3,927	—	—	2	558	2	558	20	3,927	2	558	22	4,485
	Portugal:																		
	Portugal Proper - - -	4	718	—	—	4	718	2	572	—	—	2	572	6	1,290	—	—	6	1,290
	Azores - - - - -	5	637	19	1,911	24	2,548	7	879	9	1,023	16	1,920	12	1,534	28	2,934	40	4,468
	Spain:																		
	Ports without the Mediterranean	2	152	—	—	2	152	—	—	2	617	2	617	2	152	2	617	4	769
	Ports within the Mediterranean	5	883	—	—	5	883	—	—	—	—	—	—	5	883	—	—	5	883
	Canaries - - - - -	1	144	—	—	1	144	—	—	—	—	—	—	1	144	—	—	1	144
	Fernando Po - - - - -	1	243	—	—	1	243	—	—	—	—	—	—	1	243	—	—	1	243
	Italy - - - - -	1	125	—	—	1	125	1	269	—	—	1	269	2	394	—	—	2	394
Turkey - - - - -	1	248	—	—	1	248	—	—	—	—	—	—	1	248	—	—	1	248	
United States of America:																			
Atlantic Ports, Northern - -	2	1,570	—	—	2	1,570	5	5,193	—	—	5	5,193	7	6,763	—	—	7	6,763	
„ Southern - - - - -	—	—	—	—	—	—	1	673	—	—	1	673	1	673	—	—	1	673	
Cuba and Foreign West Indies	3	1,830	—	—	3	1,830	—	—	—	—	—	—	3	1,830	—	—	3	1,830	
Central and Southern America -	4	1,732	—	—	4	1,732	—	—	—	—	—	—	4	1,732	—	—	4	1,732	
Western Coast of Africa, } Foreign Possessions - - - }	15	3,569	—	—	15	3,569	—	—	—	—	—	—	15	3,569	—	—	15	3,569	
	64	15,778	20	2,231	84	18,009	37	12,280	38	11,417	75	23,697	101	28,058	58	13,648	159	41,706	
BRITISH POSSESSIONS.																			
Channel Islands - - -	11	643	2	161	13	804	—	—	—	—	—	—	11	643	2	161	13	804	
Gibraltar - - - - -	—	—	1	20	1	20	—	—	—	—	—	—	—	—	1	20	1	20	
Possessions in Africa - - -	1	471	—	—	1	471	—	—	—	—	—	—	1	471	—	—	1	471	
North American Colonies - -	20	6,375	5	3,849	25	10,224	—	—	3	1,448	3	1,448	20	6,375	8	5,297	28	11,672	
West Indies - - - - -	25	6,148	—	—	25	6,148	—	—	—	—	—	—	25	6,148	—	—	25	6,148	
	57	13,637	8	4,030	65	17,667	—	—	3	1,448	3	1,448	57	13,637	11	5,478	68	19,115	
TOTAL - - -	121	29,415	28	6,261	149	35,676	37	12,280	41	12,865	78	25,145	158	41,695	69	19,126	227	60,821	

GENERAL SHIPPING.
(SAILING AND STEAM VESSELS.)
AT PRINCIPAL PORTS.

No. 46.—Continued.

NUMBER and TONNAGE of BRITISH and FOREIGN VESSELS, ENTERED and CLEARED, with CARGOES and

PORTS.	COUNTRIES WHENCE ARRIVED.	ENTERED.																	
		BRITISH.						FOREIGN.						TOTAL.					
		With Cargoes.		In Ballast.		Total.		With Cargoes.		In Ballast.		Total.		With Cargoes.		In Ballast.		Total.	
		Ves- sels.	Tons.	Ves- sels.	Tons.	Ves- sels.	Tons.	Ves- sels.	Tons.	Ves- sels.	Tons.	Ves- sels.	Tons.	Ves- sels.	Tons.	Ves- sels.	Tons.	Ves- sels.	Tons.
IN ENGLAND.	FOREIGN.																		
	Russia :																		
	Baltic Ports - - -	16	3,692	—	—	16	3,692	19	2,635	—	—	19	2,635	35	6,327	—	—	35	6,327
	White Sea and Arctic Ocean	5	990	—	—	5	890	—	—	—	—	—	—	5	890	—	—	5	890
	Black Sea and Sea of Azof -	—	—	—	—	—	—	2	680	—	—	2	680	2	680	—	—	2	680
	Sweden :																		
	Ports within the Baltic -	12	3,011	—	—	12	3,011	35	4,928	2	412	37	5,340	47	7,939	2	412	49	8,351
	Ports without the Baltic -	6	729	—	—	6	729	46	6,664	—	—	46	6,664	52	7,393	—	—	52	7,393
	Norway - - - - -	21	7,696	3	93	24	7,789	263	30,029	138	44,248	401	74,277	284	37,725	141	44,341	425	82,066
	Denmark - - - - -	12	2,788	—	—	12	2,788	76	4,947	23	3,044	99	7,991	88	7,735	23	3,044	111	10,779
	Iceland - - - - -	—	—	1	84	1	84	1	66	3	252	4	318	1	66	4	336	5	402
	Schleswig, Holstein, & Lauenburg	—	—	28	6,704	28	6,704	30	3,042	36	3,476	66	6,518	30	3,042	64	10,180	94	13,222
	Prussia - - - - -	36	4,624	1	215	37	4,839	111	18,444	2	667	113	19,111	147	23,068	3	882	150	23,950
	Germany - - - - -	83	25,929	358	93,209	441	119,138	14	1,977	339	67,220	353	69,197	97	27,906	697	180,429	794	188,335
	Holland - - - - -	192	37,529	325	58,510	517	96,039	88	8,492	435	69,508	523	78,000	280	46,021	760	128,018	1,040	174,039
	Belgium - - - - -	40	8,800	47	10,342	87	19,142	26	3,207	182	40,111	208	43,318	66	12,007	229	50,433	295	62,460
	France :																		
	Ports without the Mediterranean	168	29,304	530	128,998	748	158,300	34	2,247	200	34,949	234	37,196	202	31,551	780	168,946	982	195,496
	Ports within the Mediterranean	2	502	—	—	2	502	1	212	2	712	3	924	3	714	2	712	5	1,426
	Algeria - - - - -	—	—	—	—	—	—	—	—	2	572	2	572	—	—	2	572	2	572
	Portugal:																		
	Portugal Proper - - -	75	15,210	2	583	77	15,793	63	7,800	4	910	67	8,710	138	23,010	6	1,493	144	24,503
	Spain :																		
	Ports without the Mediterranean	53	7,746	2	694	55	8,440	22	2,814	5	1,446	27	4,260	75	10,560	7	2,140	82	12,700
	Ports within the Mediterranean	143	65,050	1	912	144	65,962	13	3,076	3	1,835	16	4,911	156	68,126	4	2,747	160	70,873
	Italy - - - - -	3	955	—	—	3	955	—	—	2	1,223	2	1,223	3	355	2	1,223	5	1,578
	Turkey - - - - -	—	—	1	547	1	547	—	—	—	—	—	—	—	—	1	547	1	547
Egypt - - - - -	—	—	1	569	1	569	—	—	1	453	1	453	—	—	2	1,022	2	1,022	
Central and Southern America	5	1,516	—	—	5	1,516	1	1,070	—	—	1	1,070	6	2,586	—	—	6	2,586	
Western Coast of Africa, Foreign Possessions	1	326	—	—	1	326	—	—	—	—	—	—	1	326	—	—	1	326	
	873	215,697	1,350	301,458	2,223	517,155	845	102,330	1,379	271,038	2,224	373,368	1,718	318,027	2,729	572,496	4,447	890,523	
	BRITISH POSSESSIONS.																		
Channel Islands - - -	9	569	55	7,722	64	8,291	—	—	6	916	6	916	9	569	61	8,638	70	9,207	
Gibraltar - - - - -	—	—	1	178	1	178	—	—	2	618	2	618	—	—	3	796	3	796	
Possessions in Africa - -	1	214	—	—	1	214	—	—	—	—	—	—	1	214	—	—	1	214	
North American Colonies -	24	13,768	—	—	24	13,768	—	—	—	—	—	—	24	13,768	—	—	24	13,768	
West Indies - - - - -	1	311	—	—	1	311	—	—	—	—	—	—	1	311	—	—	1	311	
	35	14,862	56	7,900	91	22,762	—	—	8	1,534	8	1,534	35	14,862	64	9,434	99	24,296	
	TOTAL - - - - -	908	230,559	1,406	309,358	2,314	539,917	845	102,330	1,387	272,572	2,232	374,902	1,753	332,889	2,793	581,930	4,546	914,819

No. 46.—Continued.

BALLAST, from and to VARIOUS COUNTRIES, at EACH of the PRINCIPAL PORTS, in the UNITED KINGDOM.

PORTS.	COUNTRIES TO WHICH DEPARTED.	CLEARED.																		
		BRITISH.						FOREIGN.						TOTAL.						
		With Cargoes.		In Ballast.		Total.		With Cargoes.		In Ballast.		Total.		With Cargoes.		In Ballast.		Total.		
		Ves-sels.	Tons.	Ves-sels.	Tons.	Ves-sels.	Tons.	Ves-sels.	Tons.	Ves-sels.	Tons.	Ves-sels.	Tons.	Ves-sels.	Tons.	Ves-sels.	Tons.	Ves-sels.	Tons.	
IN ENGLAND.	FOREIGN.																			
	Sweden:—Ports within the Baltic	—	—	—	—	—	—	—	—	3	1,011	3	1,011	—	—	3	1,011	3	1,011	
	Norway	—	—	—	—	—	—	—	—	23	6,002	23	6,002	—	—	23	6,002	23	6,002	
	Denmark	—	—	—	—	—	—	—	—	26	5,390	26	5,390	—	—	26	5,390	26	5,390	
	Prussia	—	—	—	—	—	—	—	—	1	350	1	350	—	—	1	350	1	350	
	Holland	1	152	—	—	1	152	—	—	10	618	10	618	1	152	10	618	11	770	
	Belgium	2	106	—	—	2	106	—	—	—	—	—	—	2	106	—	—	2	106	
	France :																			
	Ports without the Mediterranean	338	59,681	191	22,344	529	82,025	2	114	324	13,351	326	13,465	340	59,795	515	35,695	855	95,490	
	Portugal:—Portugal Proper	—	—	2	239	2	239	—	—	1	389	1	389	—	—	3	628	3	628	
	Egypt	50	63,539	—	—	50	63,539	—	—	—	—	—	—	50	63,539	—	—	50	63,529	
	United States of America :																			
	Atlantic Ports, Northern	—	—	—	—	—	—	—	—	44	81,131	—	—	44	81,131	—	—	44	81,131	
	Cuba and Foreign West Indies	26	49,176	1	1,064	27	50,240	—	—	—	—	—	—	26	49,176	1	1,064	27	50,240	
	Central and Southern America	12	20,402	1	757	13	21,159	—	—	—	—	—	—	12	20,402	1	757	13	21,159	
	429	193,056	195	24,404	624	217,460	46	81,245	388	27,111	434	108,356	475	274,301	583	51,515	1,058	325,816		
SOUTH-AMPTON	BRITISH POSSESSIONS.																			
	Channel Islands	276	61,629	—	—	276	61,629	—	—	—	—	—	—	276	61,629	—	—	276	61,629	
	Possessions in Africa	13	11,080	—	—	13	11,080	—	—	—	—	—	—	13	11,080	—	—	13	11,080	
	East Indies	—	—	3	3,445	3	3,445	—	—	—	—	—	—	—	—	3	3,445	3	3,445	
	North American Colonies	—	—	4	2,306	4	2,306	—	—	—	—	—	—	—	—	4	2,306	4	2,306	
		289	72,709	7	5,751	296	78,460	—	—	—	—	—	—	289	72,709	7	5,751	296	78,460	
	TOTAL	718	265,765	202	30,155	920	295,920	46	81,245	388	27,111	434	108,356	764	347,010	590	57,266	1,354	404,276	
	IN SCOTLAND.	FOREIGN.																		
		Russia :																		
		Baltic Ports	27	16,416	—	—	27	16,416	5	1,025	1	171	6	1,196	32	17,441	1	171	33	17,612
		White Sea and Arctic Ocean	2	449	2	589	4	1,038	—	—	1	214	1	214	2	449	3	803	5	1,252
		Black Sea and Sea of Azof	—	—	—	—	—	—	4	1,586	—	—	4	1,586	4	1,586	—	—	4	1,586
		Sweden :																		
		Ports within the Baltic	—	—	—	—	—	—	6	709	1	231	7	940	6	709	1	231	7	940
		Ports without the Baltic	—	—	—	—	—	—	1	93	—	—	1	93	—	—	—	—	1	93
Norway		3	693	3	1,190	6	1,883	41	4,841	12	2,408	53	7,249	44	5,534	15	3,598	59	9,132	
Denmark		47	20,168	—	—	47	20,168	35	3,867	—	—	35	3,867	82	24,035	—	—	82	24,035	
Iceland		—	—	1	48	1	48	5	349	3	167	8	516	5	349	4	215	9	564	
Schleswig, Holstein, and Lauenburg		—	—	—	—	—	—	12	1,314	—	—	12	1,314	12	1,314	—	—	12	1,314	
Prussia		62	29,038	1	689	63	29,727	16	3,326	1	325	17	3,651	78	32,364	2	1,014	80	33,378	
Germany		129	52,843	—	—	129	52,843	19	2,579	1	750	20	3,329	148	55,422	1	750	149	56,172	
Holland		82	28,541	1	178	83	28,719	36	11,004	—	—	36	11,004	118	39,545	1	178	119	39,723	
Belgium	39	8,849	—	—	39	8,849	2	590	—	—	2	590	41	9,439	—	—	41	9,439		
France :																				
Ports without the Mediterranean	63	22,445	1	277	64	22,722	2	520	—	—	2	520	65	22,965	1	277	66	23,242		
Ports within the Mediterranean	1	314	—	—	1	314	2	436	—	—	2	436	3	750	—	—	3	750		
Portugal:—Portugal Proper	—	—	—	—	—	—	5	683	1	538	6	1,221	5	683	1	538	6	1,221		
Spain :																				
Ports without the Mediterranean	2	210	—	—	2	210	—	—	—	—	—	—	2	210	—	—	2	210		
Ports within the Mediterranean	2	662	—	—	2	662	5	635	—	—	5	635	7	1,297	—	—	7	1,297		
Italy	3	953	—	—	3	953	15	4,582	—	—	15	4,582	18	5,535	—	—	18	5,535		
Austrian Territories	—	—	—	—	—	—	3	970	—	—	3	970	3	970	—	—	3	970		
Turkey	—	—	—	—	—	—	2	753	—	—	2	753	2	753	—	—	2	753		
Egypt	—	—	—	—	—	—	1	307	—	—	1	307	1	307	—	—	1	307		
United States of America :																				
Atlantic Ports, Northern	—	—	—	—	—	—	1	361	1	700	2	1,061	1	361	1	700	2	1,061		
Cuba and Foreign West Indies	1	818	—	—	1	818	—	—	—	—	—	—	1	818	—	—	1	818		
Central and Southern America	3	1,645	—	—	3	1,645	1	178	—	—	1	178	4	1,823	—	—	4	1,823		
	466	184,044	9	2,971	475	187,015	219	40,708	22	5,504	241	46,212	685	224,752	31	8,475	716	233,227		
LEITH	BRITISH POSSESSIONS.																			
	Channel Islands	2	59	—	—	2	59	—	—	—	—	—	—	2	59	—	—	2	59	
	Malta and Gozo	1	295	—	—	1	295	—	—	—	—	—	—	1	295	—	—	1	295	
	East Indies	1	641	—	—	1	641	1	781	—	—	1	781	2	1,422	—	—	2	1,422	
	Australian Colonies	6	3,516	—	—	6	3,516	—	—	—	—	—	—	6	3,516	—	—	6	3,516	
	North American Colonies	13	8,128	—	—	13	8,128	—	—	—	—	—	—	13	8,128	—	—	13	8,128	
		23	12,639	—	—	23	12,639	1	781	—	—	1	781	24	13,420	—	—	24	13,420	
	TOTAL	489	196,683	9	2,971	498	199,654	220	41,489	22	5,504	242	46,993	709	238,172	31	8,475	740	246,647	

GENERAL SHIPPING.
(SAILING AND STEAM VESSELS.)
AT PRINCIPAL PORTS.

428

YEAR 1865.

No. 46.—Continued.

NUMBER and TONNAGE of BRITISH and FOREIGN VESSELS, ENTERED and CLEARED, with CARGOES and in

PORTS.	COUNTRIES WHENCE ARRIVED.	ENTERED.																		
		BRITISH.						FOREIGN.						TOTAL.						
		With Cargoes.		In Ballast.		Total.		With Cargoes.		In Ballast.		Total.		With Cargoes.		In Ballast.		Total.		
		Ves- sels.	Tons.	Ves- sels.	Tons.	Ves- sels.	Tons.	Ves- sels.	Tons.	Ves- sels.	Tons.	Ves- sels.	Tons.	Ves- sels.	Tons.	Ves- sels.	Tons.	Ves- sels.	Tons.	
IN SCOTLAND.	FOREIGN.																			
	Russia :																			
	White Sea and Arctic Ocean -	4	650	—	—	4	650	—	—	—	—	—	—	4	650	—	—	4	650	
	Black Sea and Sea of Azof -	34	10,810	—	—	34	10,810	58	18,332	—	—	58	18,332	92	29,142	—	—	92	29,142	
	Norway - - - - -	—	—	—	—	—	—	3	801	—	—	3	801	3	801	—	—	3	801	
	Denmark - - - - -	—	—	—	—	—	—	1	92	—	—	1	92	1	92	—	—	1	92	
	Germany - - - - -	—	—	—	—	—	—	1	21	2	746	3	767	1	21	2	746	3	767	
	Holland - - - - -	6	2,220	5	2,402	11	4,622	—	—	1	716	1	716	6	2,220	6	3,118	12	5,338	
	Belgium - - - - -	4	1,006	3	1,053	7	2,059	—	—	—	—	—	—	4	1,006	3	1,053	7	2,059	
	France :																			
	Ports without the Mediterranean	48	6,882	3	1,409	51	8,291	47	4,464	—	—	47	4,464	95	11,346	3	1,409	98	12,755	
	Ports within the Mediterranean	1	505	—	—	1	505	—	—	—	—	—	—	1	505	—	—	1	505	
	Algeria - - - - -	5	1,172	—	—	5	1,172	—	—	—	—	—	—	5	1,172	—	—	5	1,172	
	Portugal :																			
	Portugal Proper - - -	45	7,849	—	—	45	7,849	1	63	—	—	1	63	46	7,912	—	—	46	7,912	
	Azores - - - - -	2	185	—	—	2	185	—	—	—	—	—	—	2	185	—	—	2	185	
	Spain :																			
	Ports without the Mediterranean	36	4,297	—	—	36	4,297	5	330	—	—	5	330	41	4,627	—	—	41	4,627	
	Ports within the Mediterranean	5	693	—	—	5	693	3	339	—	—	3	339	8	1,032	—	—	8	1,032	
	Italy - - - - -	25	5,212	—	—	25	5,212	7	949	—	—	7	949	32	6,161	—	—	32	6,161	
	Austrian Territories - -	3	546	—	—	3	546	3	911	—	—	3	911	6	1,457	—	—	6	1,457	
	Turkey - - - - -	8	2,875	—	—	8	2,875	8	2,712	—	—	8	2,712	16	5,587	—	—	16	5,587	
	Wallachia and Moldavia -	—	—	—	—	—	—	1	322	—	—	1	322	1	322	—	—	1	322	
	Egypt - - - - -	2	740	—	—	2	740	—	—	—	—	—	—	2	740	—	—	2	740	
	GLASGOW	United States of America :																		
		Atlantic Ports, Northern -	23	23,503	—	—	23	23,503	8	4,678	—	—	8	4,678	31	28,181	—	—	31	28,181
		Cuba and Foreign West Indies	7	2,283	—	—	7	2,283	4	954	—	—	4	954	11	3,237	—	—	11	3,237
		Central and Southern America	15	6,447	—	—	15	6,447	2	1,315	—	—	2	1,315	17	7,762	—	—	17	7,762
China - - - - -		—	—	—	—	—	—	1	395	—	—	1	395	1	395	—	—	1	395	
Borneo - - - - -		2	641	—	—	2	641	—	—	—	—	—	—	2	641	—	—	2	641	
Western Coast of Africa, } Foreign Possessions - - }		11	3,395	—	—	11	3,395	—	—	—	—	—	—	11	3,395	—	—	11	3,395	
		286	81,911	11	4,864	297	86,775	153	36,678	3	1,462	156	38,140	439	118,589	14	6,326	453	124,915	
		BRITISH POSSESSIONS.																		
Channel Islands - - -	17	590	—	—	17	590	—	—	—	—	—	—	17	590	—	—	17	590		
Malta and Gozo - - -	1	125	—	—	1	125	—	—	—	—	—	—	1	125	—	—	1	125		
East Indies - - - - -	2	1,068	—	—	2	1,068	—	—	—	—	—	—	2	1,068	—	—	2	1,068		
North American Colonies -	79	46,278	1	283	80	46,561	—	—	—	—	—	—	79	46,278	1	283	80	46,561		
West Indies - - - - -	4	1,271	—	—	4	1,271	2	1,007	—	—	2	1,007	6	2,278	—	—	6	2,278		
	103	49,332	1	283	104	49,615	2	1,007	—	—	2	1,007	105	50,339	1	283	106	50,622		
	TOTAL - - - - -	389	131,243	12	5,147	401	136,390	155	37,685	3	1,462	158	39,147	544	168,928	15	6,609	559	175,537	

No. 46.—Continued.

BALLAST, from and to VARIOUS COUNTRIES, at EACH of the PRINCIPAL PORTS, in the UNITED KINGDOM.

PORTS.	COUNTRIES TO WHICH DEPARTED.	CLEARED.																	
		BRITISH.						FOREIGN.						TOTAL.					
		With Cargoes.		In Ballast.		Total.		With Cargoes.		In Ballast.		Total.		With Cargoes.		In Ballast.		Total.	
		Ves-sels.	Tons.	Ves-sels.	Tons.	Ves-sels.	Tons.	Ves-sels.	Tons.	Ves-sels.	Tons.	Ves-sels.	Tons.	Ves-sels.	Tons.	Ves-sels.	Tons.	Ves-sels.	Tons.
IN SCOTLAND.	FOREIGN.																		
	Russia :																		
	Baltic Ports - - -	3	782	1	449	4	1,231	2	783	1	505	3	1,288	5	1,565	2	954	7	2,519
	White Sea and Arctic Ocean -	—	—	2	512	2	512	—	—	1	308	1	308	—	—	3	820	3	820
	Black Sea and Sea of Azof -	1	299	—	—	1	299	9	3,241	1	362	10	3,603	10	3,540	1	362	11	3,902
	Norway - - - - -	—	—	—	—	—	—	4	1,041	3	452	7	1,493	4	1,041	3	452	7	1,493
	Denmark - - - - -	—	—	—	—	—	—	1	133	—	—	1	133	1	133	—	—	1	133
	Schleswig, Holstein, & Lauenburg	—	—	—	—	—	—	1	21	1	16	2	37	1	21	1	16	2	37
	Prussia - - - - -	5	2,209	—	—	5	2,209	9	1,761	—	—	9	1,761	14	3,970	—	—	14	3,970
	Germany - - - - -	1	557	—	—	1	557	3	871	—	—	3	871	4	1,428	—	—	4	1,428
	Holland - - - - -	1	65	1	218	2	283	—	—	—	—	—	—	1	65	1	218	2	283
	Java - - - - -	8	4,503	—	—	8	4,503	—	—	2	661	2	661	8	4,503	2	661	10	5,164
	Belgium - - - - -	1	85	—	—	1	85	—	—	—	—	—	—	1	85	—	—	1	85
	France :																		
	Ports without the Mediterranean	136	28,796	1	149	137	28,945	20	1,634	1	151	21	1,785	156	30,430	2	300	158	30,730
	Ports within the Mediterranean	4	856	1	112	5	968	4	1,013	1	541	5	1,554	8	1,869	2	653	10	2,522
	Algeria - - - - -	1	85	—	—	1	85	—	—	—	—	—	—	1	85	—	—	1	85
	Portugal :																		
	Portugal Proper - - -	77	20,265	1	195	78	20,460	1	530	1	83	2	613	78	20,795	2	278	80	21,073
	Azores - - - - -	—	—	2	169	2	169	—	—	—	—	—	—	—	—	2	169	2	169
	Spain :																		
	Ports without the Mediterranean	13	1,379	—	—	13	1,379	14	1,574	2	311	16	1,885	27	2,953	2	311	29	3,264
	Ports within the Mediterranean	12	2,661	1	290	13	2,951	2	242	—	—	2	242	14	2,903	1	290	15	3,193
	Philippine Islands - - -	—	—	—	—	—	—	3	1,437	—	—	3	1,437	3	1,437	—	—	3	1,437
	Italy - - - - -	10	2,715	3	817	13	3,532	12	3,631	4	467	16	4,098	22	6,346	7	1,284	29	7,630
	Papal States - - - - -	2	563	—	—	2	563	—	—	—	—	—	—	2	563	—	—	2	563
	Austrian Territories - - -	1	238	—	—	1	238	4	1,273	2	1,600	6	2,873	5	1,511	2	1,600	7	3,111
Turkey - - - - -	—	—	1	318	1	318	1	514	—	—	1	514	1	514	1	318	2	832	
Egypt - - - - -	19	8,937	—	—	19	8,937	3	1,140	8	1,077	11	2,217	22	10,077	8	1,077	30	11,154	
Tunis - - - - -	3	2,082	—	—	3	2,082	—	—	—	—	—	—	3	2,082	—	—	3	2,082	
United States of America :																			
Atlantic Ports, Northern	31	31,241	—	—	31	31,241	8	5,995	—	—	8	5,995	39	37,236	—	—	39	37,236	
" " Southern - - -	1	134	1	816	2	950	—	—	—	—	—	—	1	134	1	816	2	950	
Pacific Ports - - - - -	1	653	—	—	1	653	1	662	—	—	1	662	2	1,315	—	—	2	1,315	
Cuba and Foreign West Indies	34	10,664	—	—	34	10,664	17	4,683	1	698	18	5,381	51	15,347	1	698	52	16,045	
Central and Southern America -	74	27,109	3	437	77	27,546	20	5,274	1	537	21	5,811	94	32,383	4	974	98	33,357	
China (exclusive of Hong Kong)	1	746	—	—	1	746	—	—	—	—	—	—	1	746	—	—	1	746	
Japan - - - - -	2	626	—	—	2	626	—	—	—	—	—	—	2	626	—	—	2	626	
Western Coast of Africa, } Foreign Possessions - - -	14	3,972	1	132	15	4,104	—	—	—	—	—	—	14	3,972	1	132	15	4,104	
	456	152,222	19	4,614	475	156,836	139	37,453	30	7,769	169	45,222	595	189,675	49	12,383	644	202,058	
	BRITISH POSSESSIONS.																		
Channel Islands - - - - -	12	454	—	—	12	454	—	—	—	—	—	—	12	454	—	—	12	454	
Gibraltar - - - - -	7	3,076	—	—	7	3,076	—	—	—	—	—	—	7	3,076	—	—	7	3,076	
Malta and Gozo - - - - -	3	1,500	—	—	3	1,500	1	218	—	—	1	218	4	1,718	—	—	4	1,718	
Possessions in Africa - - -	13	5,958	—	—	13	5,958	—	—	—	—	—	—	13	5,958	—	—	13	5,958	
East Indies - - - - -	62	52,036	8	2,375	70	54,411	2	866	—	—	2	866	64	52,902	8	2,375	72	55,277	
Hong Kong - - - - -	1	255	1	648	2	903	—	—	—	—	—	—	1	255	1	648	2	903	
Australian Colonies - - -	23	22,591	—	—	23	22,591	—	—	—	—	—	—	23	22,591	—	—	23	22,591	
North American Colonies -	58	40,381	3	1,915	61	42,296	—	—	—	—	—	—	58	40,381	3	1,915	61	42,296	
West Indies - - - - -	58	25,148	1	202	59	25,350	4	892	1	390	5	1,282	62	26,040	2	592	64	26,632	
	237	151,399	13	5,140	250	156,539	7	1,976	1	390	8	2,366	244	153,375	14	5,530	258	158,905	
TOTAL - - - - -	693	303,621	32	9,754	725	313,375	146	39,429	31	8,159	177	47,588	839	343,050	63	17,913	902	360,963	

GENERAL SHIPPING.
(SAILING AND STEAM VESSELS.)
AT PRINCIPAL PORTS.

No. 46.—Continued.

NUMBER and TONNAGE of BRITISH and FOREIGN VESSELS, ENTERED and CLEARED, with CARGOES and

PORTS.	COUNTRIES WHENCE ARRIVED.	ENTERED.																	
		BRITISH.						FOREIGN.						TOTAL.					
		With Cargoes.		In Ballast.		Total.		With Cargoes.		In Ballast.		Total.		With Cargoes.		In Ballast.		Total.	
		Ves- sels.	Tons.	Ves- sels.	Tons.	Ves- sels.	Tons.	Ves- sels.	Tons.	Ves- sels.	Tons.	Ves- sels.	Tons.	Ves- sels.	Tons.	Ves- sels.	Tons.	Ves- sels.	Tons.
IN SCOTLAND.	FOREIGN.																		
	Russia :																		
	White Sea and Arctic Ocean	4	777	—	—	4	777	—	—	—	—	—	—	4	777	—	—	4	777
	Black Sea and Sea of Azof	—	—	—	—	—	—	9	4,336	—	—	9	4,336	9	4,336	—	—	9	4,336
	Norway	—	—	—	—	—	—	1	123	—	—	1	123	1	123	—	—	1	123
	Denmark :																		
	Iceland	1	71	—	—	1	71	—	—	—	—	—	—	1	71	—	—	1	71
	Prussia	1	41	—	—	1	41	—	—	—	—	—	—	1	41	—	—	1	41
	Holland	2	736	—	—	2	736	1	159	—	—	1	159	3	895	—	—	3	895
	Belgium	14	1,428	—	—	14	1,428	1	340	—	—	1	340	15	1,768	—	—	15	1,768
	France :																		
	Ports without the Mediterranean	43	8,047	—	—	43	8,047	22	2,722	—	—	22	2,722	65	10,769	—	—	65	10,769
	Ports within the Mediterranean	2	756	—	—	2	756	1	229	—	—	1	229	3	985	—	—	3	985
Algeria	2	534	—	—	2	534	—	—	—	—	—	—	2	534	—	—	2	534	
Spain :																			
Ports within the Mediterranean	1	349	—	—	1	349	1	578	—	—	1	578	2	927	—	—	2	927	
Turkey	3	2,271	—	—	3	2,271	3	900	—	—	3	900	6	3,171	—	—	6	3,171	
United States of America :																			
Atlantic Ports, Southern	—	—	—	—	—	—	1	180	—	—	1	180	1	180	—	—	1	180	
Cuba and Foreign West Indies	84	91,570	—	—	84	91,570	48	15,078	—	—	48	15,078	132	46,648	—	—	132	46,648	
Central and Southern America	54	12,130	—	—	54	12,130	17	3,037	—	—	17	3,037	71	15,167	—	—	71	15,167	
		211	58,710	—	—	211	58,710	105	27,682	—	—	105	27,682	316	86,392	—	—	316	86,392
GREENOCK	BRITISH POSSESSIONS.																		
	Possessions in Africa	8	3,200	—	—	8	3,200	—	—	—	—	—	—	8	3,200	—	—	8	3,200
	East Indies	9	6,799	—	—	9	6,799	2	1,182	—	—	2	1,182	11	7,981	—	—	11	7,981
	North American Colonies	89	67,385	—	—	89	67,385	7	4,945	—	—	7	4,945	96	72,330	—	—	96	72,330
	West Indies	63	26,805	2	944	65	27,749	4	1,273	—	—	4	1,273	67	28,078	2	944	69	29,022
			169	104,189	2	944	171	105,133	13	7,400	—	—	13	7,400	182	111,589	2	944	184
	TOTAL -	380	162,899	2	944	382	163,843	118	35,082	—	—	118	35,082	498	197,981	2	944	500	198,925
IN IRELAND.*	FOREIGN.																		
	Russia :																		
	Baltic Ports	2	249	—	—	2	249	2	192	—	—	2	192	4	441	—	—	4	441
	Black Sea and Sea of Azof	20	6,650	—	—	20	6,650	69	24,629	—	—	69	24,629	89	31,279	—	—	89	31,279
	Sweden :																		
	Ports within the Baltic	—	—	—	—	—	—	3	719	—	—	3	719	3	719	—	—	3	719
	Ports without the Baltic	—	—	—	—	—	—	2	399	—	—	2	399	2	399	—	—	2	399
	Norway	1	87	—	—	1	87	6	1,331	—	—	6	1,331	7	1,418	—	—	7	1,418
	Denmark	1	96	—	—	1	96	15	2,039	—	—	15	2,039	16	2,135	—	—	16	2,135
	Schleswig, Holstein & Lauenberg	1	95	—	—	1	95	1	56	—	—	1	56	2	151	—	—	2	151
	Prussia	15	3,814	—	—	15	3,814	26	9,506	—	—	26	9,506	41	13,320	—	—	41	13,320
	Germany	18	1,852	—	—	18	1,852	1	147	—	—	1	147	19	1,999	—	—	19	1,999
	Holland	26	7,927	—	—	26	7,927	—	—	—	—	—	—	26	7,927	—	—	26	7,927
Belgium	11	1,128	—	—	11	1,128	—	—	—	—	—	—	11	1,128	—	—	11	1,128	
France :																			
Ports without the Mediterranean	103	20,301	—	—	103	20,301	50	5,151	—	—	50	5,151	153	25,452	—	—	153	25,452	
Portugal :																			
Portugal Proper	15	3,279	—	—	15	3,279	1	100	—	—	1	100	16	3,379	—	—	16	3,379	
Spain :																			
Ports without the Mediterranean	11	3,503	—	—	11	3,503	—	—	—	—	—	—	11	3,503	—	—	11	3,503	
Ports within the Mediterranean	5	615	—	—	5	615	—	—	—	—	—	—	5	615	—	—	5	615	
Italy	10	1,273	—	—	10	1,273	4	621	—	—	4	621	14	1,894	—	—	14	1,894	
Austrian Territories	3	863	—	—	3	863	3	654	—	—	3	654	6	1,517	—	—	6	1,517	
Greece	1	174	—	—	1	174	—	—	—	—	—	—	1	174	—	—	1	174	
Turkey	12	3,800	—	—	12	3,800	11	3,717	—	—	11	3,717	23	7,517	—	—	23	7,517	
Wallachia and Moldavia	5	1,003	—	—	5	1,003	2	365	—	—	2	365	7	1,368	—	—	7	1,368	
Morocco	1	141	—	—	1	141	—	—	—	—	—	—	1	141	—	—	1	141	
United States of America :																			
Atlantic Ports, Northern	2	716	—	—	—	716	—	—	—	—	—	—	2	716	—	—	2	716	
Southern	—	—	—	—	—	—	1	131	—	—	1	131	1	131	—	—	1	131	
Cuba and Foreign West Indies	1	173	—	—	1	173	—	—	—	—	—	—	1	173	—	—	1	173	
Central and Southern America	2	1,370	—	—	2	1,370	3	1,486	—	—	3	1,486	5	2,856	—	—	5	2,856	
		266	59,109	—	—	266	59,109	200	51,243	—	—	200	51,243	466	110,352	—	—	466	110,352
DUBLIN	BRITISH POSSESSIONS.																		
	Channel Islands	2	80	—	—	2	80	—	—	—	—	—	2	80	—	—	2	80	
	North American Colonies	46	28,496	—	—	46	28,496	4	1,649	—	—	4	1,649	50	30,145	—	—	50	30,145
	West Indies	4	657	—	—	4	657	—	—	—	—	—	—	4	657	—	—	4	657
		52	29,233	—	—	52	29,233	4	1,649	—	—	4	1,649	56	30,882	—	—	56	30,882
	TOTAL -	318	88,342	—	—	318	88,342	204	52,892	—	—	204	52,892	522	141,234	—	—	522	141,234

* Only the shipping in the direct Trade between Irish and Foreign Ports is included.

No. 46.—Continued.

NUMBER and TONNAGE of BRITISH and FOREIGN VESSELS, ENTERED and CLEARED, with CARGOES and in

PORTS.	COUNTRIES WHENCE ARRIVED.	ENTERED.																		
		BRITISH.						FOREIGN.						TOTAL.						
		With Cargoes.		In Ballast.		Total.		With Cargoes.		In Ballast.		Total.		With Cargoes.		In Ballast.		Total.		
		Ves- sels.	Tons.	Ves- sels.	Tons.	Ves- sels.	Tons.	Ves- sels.	Tons.	Ves- sels.	Tons.	Ves- sels.	Tons.	Ves- sels.	Tons.	Ves- sels.	Tons.	Ves- sels.	Tons.	
IN IRELAND.*	FOREIGN.																			
	Russia :																			
	Baltic Ports - - -	4	660	—	—	4	660	2	305	—	—	2	305	6	965	—	—	6	965	
	Black Sea and Sea of Azof - -	24	9,109	—	—	24	2,109	82	28,668	—	—	82	28,668	106	37,777	—	—	106	37,777	
	Sweden :																			
	Ports within the Baltic - - -	—	—	—	—	—	—	—	2	439	—	—	2	439	2	439	—	—	2	439
	Norway - - - - -	1	91	—	—	1	91	5	1,191	—	—	5	1,191	6	1,282	—	—	6	1,282	
	Prussia - - - - -	1	475	—	—	1	475	4	1,447	—	—	4	1,447	5	1,922	—	—	5	1,922	
	Germany - - - - -	3	281	—	—	3	281	—	—	—	—	—	—	3	281	—	—	3	281	
	Holland - - - - -	1	84	—	—	1	84	1	109	—	—	1	109	2	193	—	—	2	193	
	Belgium - - - - -	1	113	—	—	1	113	—	—	—	—	—	—	1	113	—	—	1	113	
	France :																			
	Ports without the Mediterranean	7	586	—	—	7	586	—	—	—	—	—	—	7	586	—	—	7	586	
	Portugal :—Portugal Proper - -	5	818	—	—	5	818	7	688	—	—	7	688	12	1,506	—	—	12	1,506	
	Spain :																			
	Ports without the Mediterranean	4	1,500	—	—	4	1,500	—	—	—	—	—	—	4	1,500	—	—	4	1,500	
	Ports within the Mediterranean	1	124	—	—	1	124	—	—	—	—	—	—	1	124	—	—	1	124	
	Italy - - - - -	5	644	—	—	5	644	6	1,162	—	—	6	1,162	11	1,806	—	—	11	1,806	
	Austrian Territories - - -	1	179	—	—	1	179	—	—	—	—	—	—	1	179	—	—	1	179	
	Greece - - - - -	1	173	—	—	1	173	—	—	—	—	—	—	1	173	—	—	1	173	
Turkey - - - - -	14	5,255	—	—	14	5,255	29	10,709	—	—	29	10,709	43	15,964	—	—	43	15,964		
Wallachia and Moldavia - - -	—	—	—	—	—	—	10	2,441	—	—	10	2,441	10	2,441	—	—	10	2,441		
Morocco - - - - -	1	133	—	—	1	133	—	—	—	—	—	—	1	133	—	—	1	133		
United States of America :																				
Atlantic Ports, Northern - -	1	513	—	—	1	513	1	343	—	—	1	343	2	856	—	—	2	856		
Central and Southern America -	1	1,324	—	—	1	1,324	5	6,991	—	—	5	6,991	6	8,315	—	—	6	8,315		
	76	22,062	—	—	76	22,062	154	54,493	—	—	154	54,493	230	76,555	—	—	230	76,555		
BRITISH POSSESSIONS.																				
North American Provinces - -	46	14,487	—	—	46	14,487	2	820	—	—	2	820	48	15,307	—	—	48	15,307		
	46	14,487	—	—	46	14,487	2	820	—	—	2	820	48	15,307	—	—	48	15,307		
	122	36,549	—	—	122	36,549	156	55,313	—	—	156	55,313	278	91,862	—	—	278	91,862		
CORK	FOREIGN.																			
	Russia :																			
	Baltic Ports - - - - -	18	3,111	—	—	18	3,111	18	2,847	—	—	18	2,847	36	5,958	—	—	36	5,958	
	White Sea and Arctic Ocean - -	1	158	—	—	1	158	24	8,473	—	—	24	8,473	33	11,439	—	—	33	11,439	
	Black Sea and Sea of Azof - -	9	2,966	—	—	9	2,966	1	277	—	—	1	277	2	397	—	—	2	397	
	Sweden :—Ports within the Baltic	1	120	—	—	1	120	1	121	—	—	1	121	1	121	—	—	1	121	
	Norway - - - - -	—	—	—	—	—	—	3	375	—	—	3	375	3	375	—	—	3	375	
	Denmark - - - - -	—	—	—	—	—	—	19	4,952	—	—	19	4,952	22	5,671	—	—	22	5,671	
	Prussia - - - - -	3	719	—	—	3	719	—	—	—	—	—	—	6	603	—	—	6	603	
	Germany - - - - -	6	603	—	—	6	603	13	1,378	—	—	13	1,378	15	1,633	—	—	15	1,633	
	Holland - - - - -	2	255	—	—	2	255	—	—	—	—	—	—	—	—	—	—	—	—	
	France :																			
	Ports without the Mediterranean	63	5,511	—	—	63	5,511	89	8,330	—	—	89	8,330	152	13,841	—	—	152	13,841	
	Spain :																			
	Ports without the Mediterranean	1	149	—	—	1	149	2	381	—	—	2	381	3	530	—	—	3	530	
	Ports within the Mediterranean	1	99	—	—	1	99	—	—	—	—	—	—	1	99	—	—	1	99	
	Canary Islands - - - - -	3	434	—	—	3	434	—	—	—	—	—	—	3	434	—	—	3	434	
	Italy - - - - -	1	92	—	—	1	92	—	—	—	—	—	—	1	92	—	—	1	92	
	Austrian Territories - - -	2	460	—	—	2	460	3	756	—	—	3	756	5	1,216	—	—	5	1,216	
	Turkey - - - - -	8	2,569	—	—	8	2,569	8	2,456	—	—	8	2,456	16	5,025	—	—	16	5,025	
Wallachia and Moldavia - - -	1	249	—	—	1	249	2	430	—	—	2	430	3	729	—	—	3	729		
Morocco - - - - -	1	138	—	—	1	138	—	—	—	—	—	—	1	138	—	—	1	138		
United States of America :																				
Atlantic Ports, Northern - -	5	1,451	—	—	5	1,451	2	529	—	—	2	529	7	1,980	—	—	7	1,980		
" Southern - - - - -	—	—	—	—	—	—	1	314	—	—	1	314	1	314	—	—	1	314		
Central and Southern America -	1	364	—	—	1	364	5	1,624	—	—	5	1,624	6	1,988	—	—	6	1,988		
	127	19,448	—	—	127	19,448	191	33,293	—	—	191	33,293	318	52,741	—	—	318	52,741		
BRITISH POSSESSIONS.																				
Channel Islands - - - - -	1	31	2	251	3	282	—	—	—	—	—	—	1	31	2	251	3	282		
North American Provinces - -	43	24,475	—	—	43	24,475	4	1,803	—	—	4	1,803	47	26,278	—	—	47	26,278		
	44	24,506	2	251	46	24,757	4	1,803	—	—	4	1,803	48	26,309	2	251	50	26,560		
	171	43,954	2	251	173	44,205	195	35,096	—	—	195	35,096	366	79,050	2	251	368	79,301		
	171	43,954	2	251	173	44,205	195	35,096	—	—	195	35,096	366	79,050	2	251	368	79,301		

* Only the shipping in the direct Trade between Irish and Foreign Ports is included.

No. 46.—Continued.

BALLAST, from and to VARIOUS COUNTRIES, at EACH of the PRINCIPAL PORTS, in the UNITED KINGDOM.

PORTS.	COUNTRIES TO WHICH DEPARTED.	CLEARED.																		
		BRITISH.						FOREIGN.						TOTAL.						
		With Cargoes.		In Ballast.		Total.		With Cargoes.		In Ballast.		Total.		With Cargoes.		In Ballast.		Total.		
		Ves-sels.	Tons.	Ves-sels.	Tons.	Ves-sels.	Tons.	Ves-sels.	Tons.	Ves-sels.	Tons.	Ves-sels.	Tons.	Ves-sels.	Tons.	Ves-sels.	Tons.	Ves-sels.	Tons.	
IN IRELAND.*	FOREIGN.																			
	Russia :																			
	Baltic Ports - - -	—	—	—	—	—	—	—	—	1	166	1	166	—	—	1	166	1	166	
	White Sea and Arctic Ocean -	—	—	—	—	—	—	—	—	1	351	1	351	—	—	1	351	1	351	
	Norway - - - - -	—	—	—	—	—	—	—	—	2	266	2	266	—	—	2	266	2	266	
	Denmark - - - - -	—	—	—	—	—	—	—	—	2	840	2	840	—	—	2	840	2	840	
	Prussia - - - - -	—	—	—	—	—	—	—	—	2	561	2	561	—	—	2	561	2	561	
	Holland - - - - -	—	—	1	426	1	426	—	—	—	—	—	—	—	—	1	426	1	426	
	France :																			
	Ports without the Mediterranean	—	—	1	305	1	305	—	—	—	—	—	—	—	—	1	305	1	305	
Portugal :																				
Portugal Proper - - -	8	1,021	—	—	8	1,021	4	352	—	—	4	352	12	1,373	—	—	12	1,373		
Azores - - - - -	—	—	1	114	1	114	—	—	—	—	—	—	—	—	1	114	1	114		
Turkey - - - - -	—	—	—	—	—	—	—	—	1	424	1	424	—	—	1	424	1	424		
United States of America :																				
Atlantic Ports, Southern -	—	—	1	1,324	1	1,324	—	—	—	—	—	—	—	—	1	1,324	1	1,324		
Central and Southern America	—	—	—	—	—	—	1	1,477	—	—	1	1,477	1	1,477	—	—	1	1,477		
	8	1,021	4	2,169	12	3,190	5	1,829	9	2,608	14	4,437	13	2,850	13	4,777	26	7,627		
CORK	BRITISH POSSESSIONS.																			
	Channel Islands - - -	—	—	1	179	1	179	—	—	—	—	—	—	—	1	179	1	179		
	Malta and Gozo - - -	1	125	—	—	1	125	—	—	—	—	—	—	1	125	—	—	1	125	
	North American Provinces -	4	737	19	8,290	23	9,027	—	—	3	1,464	3	1,464	4	737	22	9,754	26	10,491	
	West Indies - - - - -	9	2,488	1	410	10	2,898	1	176	—	—	1	176	10	2,664	1	410	11	3,074	
		14	3,350	21	8,879	35	12,229	1	176	3	1,464	4	1,640	15	3,526	24	10,343	39	13,869	
	TOTAL - - - - -	22	4,371	25	11,048	47	15,419	6	2,005	12	4,072	18	6,077	28	6,376	37	13,120	65	21,496	
	BELFAST -	FOREIGN.																		
		Russia :																		
		Baltic Ports - - - -	—	—	2	337	2	337	—	—	1	188	1	188	—	—	3	525	3	525
White Sea and Arctic Ocean		—	—	4	944	4	944	—	—	6	1,453	6	1,453	—	—	10	2,397	10	2,397	
Sweden :																				
Ports within the Baltic -		—	—	—	—	—	—	—	—	1	347	1	347	—	—	1	347	1	347	
Norway - - - - -		—	—	—	—	—	—	—	—	1	121	1	121	—	—	1	121	1	121	
Denmark - - - - -		—	—	—	—	—	—	4	493	4	1,491	8	1,984	4	493	4	1,491	8	1,984	
Prussia - - - - -		—	—	1	519	1	519	—	—	3	914	3	914	—	—	4	1,433	4	1,433	
Holland - - - - -		3	1,341	—	—	3	1,341	—	—	—	—	—	—	3	1,341	—	—	3	1,341	
Belgium - - - - -	—	—	—	—	—	—	1	93	—	—	1	93	1	93	—	—	1	93		
France :																				
Ports without the Mediterranean	—	—	1	96	1	96	—	—	—	—	—	—	—	—	1	96	1	96		
Ports within the Mediterranean	4	367	—	—	4	367	—	—	—	—	—	—	4	367	—	—	4	367		
Wallachia and Moldavia -	—	—	—	—	—	—	—	—	1	203	1	203	—	—	1	203	1	203		
United States of America :																				
Atlantic Ports, Southern -	1	92	1	587	2	679	—	—	—	—	—	—	1	92	1	587	2	679		
	8	1,800	9	2,483	17	4,283	5	586	17	4,717	22	5,303	13	2,386	26	7,200	39	9,586		
BELFAST -	BRITISH POSSESSIONS.																			
	Malta and Gozo - - -	5	1,016	—	—	5	1,016	—	—	—	—	—	5	1,016	—	—	5	1,016		
	North American Provinces -	—	—	20	15,217	20	15,217	—	—	1	277	1	277	—	—	21	15,494	21	15,494	
		5	1,016	20	15,217	25	16,233	—	—	1	277	1	277	5	1,016	21	15,494	26	16,510	
TOTAL - - - - -	13	2,816	29	17,700	42	20,516	5	586	18	4,994	23	5,580	18	3,402	47	22,694	65	26,096		

* Only the shipping in the direct Trade between Irish and Foreign Ports is included.

GENERAL SHIPPING.
(SAILING AND STEAM VESSELS.)
AT EACH PORT.

434

YEAR 1865.

No. 47.

NUMBER and TONNAGE of BRITISH and FOREIGN VESSELS (distinguishing SAILING and STEAM), ENTERED at EACH PORT, in EACH DIVISION of the UNITED KINGDOM, from the BRITISH COLONIES and FOREIGN COUNTRIES, respectively.

PORTS.	FROM BRITISH COLONIES.				FROM FOREIGN COUNTRIES.				TOTAL.			
	BRITISH.		FOREIGN.		BRITISH.		FOREIGN.		BRITISH.		FOREIGN.	
	Vessels.	Tons.	Vessels.	Tons.	Vessels.	Tons.	Vessels.	Tons.	Vessels.	Tons.	Vessels.	Tons.
SAILING VESSELS.												
IN ENGLAND.												
Aberystwith	16	4,282	-	-	12	1,366	11	2,935	28	5,648	11	2,935
Arundel	-	-	-	-	12	1,935	23	2,586	12	1,935	23	2,586
Barnstaple	7	1,414	1	358	7	1,051	5	861	14	2,465	6	1,219
Beaumaris	10	4,247	-	-	14	1,336	16	1,539	24	5,583	16	1,539
Berwick	2	855	-	-	15	2,703	43	6,239	17	3,558	43	6,239
Bideford	10	4,017	-	-	5	562	-	-	15	4,579	-	-
Boston	-	-	-	-	17	2,098	29	3,834	17	2,098	29	3,834
Bridgwater	10	3,744	-	-	17	3,142	34	4,649	27	6,886	34	4,649
Bridport	-	-	-	-	11	1,715	10	1,280	11	1,715	10	1,280
Bristol	145	58,128	14	8,482	335	67,830	348	85,806	480	125,958	362	94,288
Caernarvon	19	6,401	2	858	28	3,048	7	1,237	47	9,449	9	2,095
Cardiff	133	39,184	17	7,102	282	68,510	980	241,153	415	107,694	997	248,255
Cardigan	2	411	-	-	-	-	-	-	2	411	-	-
Carlisle	5	2,956	5	2,814	-	-	6	1,920	5	2,956	11	4,734
Chepstow	-	-	-	-	2	180	1	83	2	180	1	83
Chester	1	312	-	-	2	194	6	1,450	3	506	6	1,450
Colchester	-	-	-	-	21	2,008	39	3,591	21	2,008	39	3,591
Cowes	18	738	-	-	11	629	10	1,147	29	1,367	10	1,147
Dartmouth	10	2,114	-	-	20	2,495	16	2,497	30	4,609	16	2,497
Deal	-	-	-	-	6	551	37	2,969	6	551	37	2,969
Dover	4	690	-	-	56	8,180	114	11,547	60	8,870	114	11,547
Exeter	5	1,231	1	238	38	4,992	43	6,326	43	6,223	44	6,564
Falmouth	9	2,117	-	-	150	9,684	125	8,671	159	11,801	125	8,671
Faversham	4	222	-	-	37	1,581	4	469	41	1,803	4	469
Fleetwood	19	11,350	2	860	6	859	6	1,192	25	12,209	8	2,032
Folkestone	4	390	-	-	6	739	10	1,098	10	1,129	10	1,098
Fowey	10	1,740	4	827	46	3,860	49	5,373	56	5,600	53	6,200
Gainsborough	-	-	-	-	6	920	5	458	6	920	5	458
Gloucester	55	28,212	7	3,839	179	35,852	412	74,428	234	64,064	419	78,267
Goole	-	-	-	-	75	6,447	43	4,045	75	6,447	43	4,045
Grimsby	8	4,718	5	2,563	296	47,332	527	95,299	304	52,050	532	97,862
Hartlepool	20	6,963	8	2,709	754	143,013	1,045	130,772	774	149,976	1,053	133,481
Harwich	-	-	-	-	64	7,633	44	4,572	64	7,633	44	4,572
Hayle	6	1,661	-	-	13	1,234	42	4,620	19	2,895	42	4,620
Hull	50	32,494	29	13,944	537	102,719	1,177	212,702	587	135,213	1,206	226,646
Ipswich	1	97	1	772	99	12,995	163	20,014	100	13,092	164	20,786
Lancaster	30	10,597	2	668	37	3,659	21	3,735	67	14,256	23	4,403
Liverpool	902	671,919	68	57,439	1,702	520,455	1,034	353,698	2,604	1,192,374	1,102	411,137
Llanely	24	4,544	3	193	301	41,228	325	25,632	325	45,772	328	25,825
London	2,061	917,729	205	118,039	2,781	624,902	3,498	826,796	4,842	1,542,631	3,703	944,835
Lowestoft	10	847	-	-	105	16,405	130	22,090	115	17,252	130	22,090
Lyme	2	78	-	-	-	-	2	106	2	78	2	106
Lynn	-	-	-	-	104	13,899	123	11,616	104	13,899	123	11,616
Maldon	1	41	-	-	31	1,355	31	3,087	32	1,396	31	3,087
Maryport	8	2,526	-	-	6	1,587	4	412	14	4,113	4	412
Middlesborough	3	673	3	205	403	54,250	442	43,056	406	54,923	445	43,261
Milford	7	3,041	2	1,396	10	1,785	5	1,210	17	4,826	7	2,606
Newcastle	91	22,762	8	1,534	1,807	351,555	2,220	372,007	1,898	374,317	2,228	373,541
Newhaven	1	40	-	-	62	2,979	51	2,649	63	3,019	51	2,649
Newport	37	8,733	3	2,226	146	27,503	226	51,663	183	36,236	229	53,909
Padstow	6	2,016	-	-	7	462	13	2,131	13	2,478	13	2,131
Penzance	4	884	-	-	41	2,935	84	7,162	45	3,819	84	7,162
Plymouth	137	26,113	-	-	249	23,084	282	31,889	386	49,197	282	31,889
Poole	11	867	-	-	58	4,001	65	8,282	69	4,868	65	8,282
Portsmouth	39	5,526	1	46	83	4,225	137	17,738	122	9,751	138	17,784
Preston	2	396	-	-	10	835	10	853	12	1,231	10	853
Ramsgate	4	215	-	-	6	971	11	1,261	10	1,186	11	1,261
Rochester	5	1,636	1	1,012	78	5,040	105	13,029	83	6,676	106	14,041
Runcorn	4	182	-	-	258	26,273	27	3,605	262	26,455	27	3,605
Rye	-	-	-	-	16	1,308	28	3,522	16	1,308	28	3,522
Scarborough	-	-	-	-	8	875	12	864	8	875	12	864
Scilly	-	-	-	-	2	154	2	224	2	154	2	224
Shields	12	8,228	2	1,137	621	126,970	406	53,553	633	135,198	408	54,690
Shields, South (3 months)	2	1,495	-	-	59	14,539	59	12,873	61	16,034	59	12,873
Shoreham	14	853	2	653	67	5,380	304	19,591	81	6,233	306	20,244
Southampton	34	4,420	2	728	64	7,222	417	31,280	98	11,642	419	32,008
Stockton	5	2,023	2	604	41	7,167	106	12,347	46	9,190	108	12,951
Sunderland	50	20,577	12	6,469	1,081	201,306	979	146,498	1,131	224,883	991	152,967
Swansea	122	27,531	10	4,239	356	89,949	892	108,220	478	117,480	902	112,459
Teignmouth	34	3,226	-	-	9	1,005	19	2,626	43	4,231	19	2,626
Truro	6	2,770	1	416	18	3,657	48	12,099	24	6,427	49	12,515
Wells	-	-	-	-	41	3,279	30	1,824	41	3,279	30	1,824
Weymouth	8	259	1	230	84	5,530	28	3,944	92	5,789	29	4,174
Whitby	1	230	-	-	39	5,324	1	21	40	5,554	1	21
Whitehaven	11	3,176	-	-	4	460	12	1,689	15	3,636	12	1,689
Wisbeach	-	-	2	701	112	18,615	100	16,146	112	18,615	102	16,847
Woodbridge	-	-	-	-	4	375	9	735	4	375	9	735
Workington	6	1,313	-	-	-	-	-	-	6	1,313	-	-
Yarmouth	4	1,069	-	-	171	23,571	114	14,564	175	24,640	114	14,564
Total of England	4,281	1,979,223	426	243,301	14,261	2,798,467	17,842	3,193,709	18,542	4,777,690	18,268	3,437,010

No. 47.—Continued.

NUMBER and TONNAGE of BRITISH and FOREIGN VESSELS (distinguishing SAILING and STEAM), ENTERED at EACH PORT, in EACH DIVISION of the UNITED KINGDOM, from the BRITISH COLONIES and FOREIGN COUNTRIES, respectively.

PORTS (Cont ^d).	FROM BRITISH COLONIES.				FROM FOREIGN COUNTRIES.				TOTAL.			
	BRITISH.		FOREIGN.		BRITISH.		FOREIGN.		BRITISH.		FOREIGN.	
	Vessels.	Tons.	Vessels.	Tons.	Vessels.	Tons.	Vessels.	Tons.	Vessels.	Tons.	Vessels.	Tons.
SAILING VESSELS—Cont ^d .												
IN SCOTLAND.												
Aberdeen - - - -	26	11,347	-	-	132	19,699	169	24,005	158	31,046	169	24,005
Alloa - - - -	-	-	-	-	25	5,582	113	14,161	25	5,582	113	14,161
Arbroath - - - -	-	-	-	-	47	7,706	28	3,741	47	7,706	28	3,741
Ardrossan - - - -	5	2,355	-	-	17	3,956	1	137	22	6,311	1	137
Ayr - - - -	1	432	-	-	6	787	11	1,143	7	1,219	11	1,143
Banff - - - -	-	-	-	-	22	1,776	52	3,610	22	1,776	52	3,610
Borrowstoness - - - -	-	-	-	-	58	7,782	166	16,703	58	7,782	166	16,703
Campbeltown - - - -	-	-	-	-	2	187	19	1,860	2	187	19	1,860
Dumfries - - - -	8	1,929	-	-	3	501	3	492	11	2,430	3	492
Dundee - - - -	28	18,142	5	1,919	272	52,660	250	40,066	300	70,802	255	41,985
Glasgow - - - -	87	31,710	2	1,007	256	57,526	155	38,093	343	89,236	157	39,100
Grangemouth - - - -	11	6,828	1	480	57	9,049	392	50,054	68	15,877	393	50,534
Greenock - - - -	167	103,883	13	7,400	190	51,940	105	27,682	357	155,823	118	35,082
Inverness - - - -	2	704	-	-	31	5,373	61	5,427	33	6,077	61	5,427
Kirkaldy - - - -	2	347	-	-	90	13,780	203	18,596	92	14,127	203	18,596
Kirkwall - - - -	-	-	-	-	9	609	8	522	9	609	8	522
Leith - - - -	30	13,635	2	1,004	372	56,455	990	123,455	402	70,090	992	124,459
Lerwick - - - -	-	-	-	-	4	629	27	1,876	4	629	27	1,876
Montrose - - - -	8	3,568	-	-	70	10,738	165	31,937	78	14,306	165	31,937
Perth - - - -	-	-	-	-	9	1,149	25	2,525	9	1,149	25	2,525
Peterhead - - - -	1	272	-	-	47	7,237	63	4,057	48	7,509	63	4,057
Port Glasgow - - - -	31	23,273	2	417	15	5,815	11	3,753	46	29,088	13	4,170
Stornoway - - - -	-	-	-	-	13	846	2	156	13	846	2	156
Stranraer - - - -	3	1,369	1	451	-	-	2	405	3	1,369	3	856
Troon - - - -	14	6,909	-	-	2	899	10	1,798	16	7,808	10	1,798
Wick - - - -	5	499	-	-	21	1,466	78	4,127	25	1,965	78	4,127
Wigtown - - - -	2	758	-	-	-	-	-	-	2	758	-	-
Total of Scotland -	431	227,960	26	12,678	1,770	324,147	3,109	420,381	2,201	552,107	3,135	433,059
IN IRELAND.*												
Ballina - - - -	1	269	-	-	-	-	-	-	1	269	-	-
Belfast - - - -	46	24,757	4	1,803	126	19,181	191	33,293	172	43,938	195	35,096
Coleraine - - - -	1	384	-	-	2	235	2	363	3	619	2	363
Cork - - - -	46	14,487	2	820	70	19,116	154	54,493	116	33,603	156	55,313
Drogheda - - - -	2	456	-	-	4	702	5	719	6	1,158	5	719
Dublin - - - -	52	29,233	4	1,649	172	26,990	199	51,118	224	56,223	203	52,767
Dundalk - - - -	6	1,413	-	-	3	481	9	1,429	9	1,894	9	1,429
Galway - - - -	5	1,558	-	-	15	8,604	25	8,600	20	10,162	25	8,600
Limerick - - - -	18	8,787	1	925	29	9,743	60	19,360	47	18,530	61	20,285
Londonderry - - - -	12	7,883	-	-	46	15,465	59	15,249	58	23,348	59	15,249
Newry - - - -	23	13,866	1	765	23	3,748	44	6,045	46	17,614	45	6,810
Ross - - - -	3	1,394	-	-	6	1,979	15	4,186	9	3,373	15	4,186
Skibbereen - - - -	3	2,142	-	-	1	193	3	790	4	2,335	3	790
Sligo - - - -	6	1,964	-	-	4	1,162	26	7,562	10	3,126	26	7,562
Strangford (5 months) - - - -	-	-	-	-	-	-	-	-	-	-	-	-
Tralee - - - -	4	1,424	1	485	4	1,142	15	4,249	8	2,566	16	4,734
Waterford - - - -	23	6,012	1	273	75	21,761	78	25,715	98	27,773	79	25,988
Westport - - - -	-	-	-	-	3	610	5	1,105	3	610	5	1,105
Wexford - - - -	3	875	-	-	19	3,669	-	-	22	4,544	-	-
Total of Ireland -	254	116,904	14	6,720	602	131,781	890	234,276	856	251,685	904	240,996
TOTAL OF SAILING VESSELS.	4,966	2,324,087	466	262,699	16,633	3,257,395	21,841	3,848,366	21,599	5,581,482	22,307	4,111,065
UNION KINGDOM -	8	2,164	-	-	9	1,003	27	3,343	17	3,167	27	3,343
ISLE OF MAN -	23	3,514	-	-	1,094	54,566	338	25,202	1,117	58,080	338	25,202
CHANNEL ISLANDS -												

* Only the shipping in the direct Trade between Irish and Foreign Ports is included.

GENERAL SHIPPING.
(SAILING AND STEAM VESSELS.)
AT EACH PORT.

436

YEAR 1865.

No. 47.—Continued.

NUMBER and TONNAGE of BRITISH and FOREIGN VESSELS (distinguishing SAILING and STEAM), ENTERED at EACH PORT, in EACH DIVISION of the UNITED KINGDOM, from the BRITISH COLONIES and FOREIGN COUNTRIES, respectively.

PORTS (Contd.).	FROM BRITISH COLONIES.				FROM FOREIGN COUNTRIES.				TOTAL.			
	BRITISH.		FOREIGN.		BRITISH.		FOREIGN.		BRITISH.		FOREIGN.	
	Vessels.	Tons.	Vessels.	Tons.	Vessels.	Tons.	Vessels.	Tons.	Vessels.	Tons.	Vessels.	Tons.
STEAM VESSELS.												
IN ENGLAND.												
Arundel	109	17,067	—	—	137	18,728	17	2,518	246	35,795	17	2,518
Bridgwater	—	—	—	—	—	—	1	79	—	—	1	79
Bristol	—	—	—	—	38	10,412	17	3,127	38	10,412	17	3,127
Cardiff	1	918	—	—	152	70,575	20	6,065	153	71,493	20	6,065
Dartmouth	22	2,838	—	—	—	—	—	—	22	2,838	—	—
Dover	—	—	—	—	371	66,328	634	89,981	371	66,328	634	89,981
Folkestone	—	—	—	—	789	131,640	—	—	789	131,640	—	—
Gloucester	—	—	—	—	9	2,154	1	108	9	2,154	1	108
Goole	—	—	—	—	289	60,175	—	—	289	60,175	—	—
Grimsby	—	—	—	—	153	56,796	53	25,775	153	56,796	53	25,775
Hartlepool	—	—	—	—	304	105,781	5	1,621	304	105,781	5	1,621
Harwich	—	—	—	—	258	122,439	—	—	258	122,439	—	—
Hull	—	—	—	—	1,083	410,533	179	70,194	1,083	410,533	179	70,194
Ipswich	—	—	—	—	1	215	—	—	1	215	—	—
Liverpool	85	86,141	1	269	962	917,887	73	37,013	1,047	1,004,028	74	37,282
Llanely	—	—	—	—	1	191	—	—	1	191	—	—
London	99	64,905	1	240	2,372	875,193	593	218,338	2,471	940,098	594	218,578
Lowestoft	—	—	—	—	6	1,292	—	—	6	1,292	—	—
Middlesbrough	—	—	—	—	50	12,050	—	—	50	12,050	—	—
Milford	—	—	—	—	1	193	—	—	1	193	—	—
Newcastle	—	—	—	—	416	165,600	4	1,361	416	165,600	4	1,361
Newhaven	—	—	—	—	569	99,290	—	—	569	99,290	—	—
Newport	—	—	—	—	28	10,754	3	774	28	10,754	3	774
Plymouth	1	129	—	—	7	2,410	16	2,954	8	2,539	16	2,954
Poole	—	—	—	—	70	11,200	—	—	70	11,200	—	—
Runcorn	—	—	—	—	5	993	—	—	5	993	—	—
Shields	—	—	—	—	30	12,680	1	149	30	12,680	1	149
South (3 months)	—	—	—	—	3	1,484	—	—	3	1,484	—	—
Southampton	237	65,243	—	—	658	221,581	46	81,885	895	286,824	46	81,885
Sunderland	—	—	—	—	179	82,649	45	17,326	179	82,649	45	17,326
Swansea	—	—	—	—	76	19,594	—	—	76	19,594	—	—
Weymouth	137	20,001	—	—	2	163	—	—	139	20,164	—	—
Whitby	—	—	—	—	1	375	—	—	1	375	—	—
Wisbeach	—	—	—	—	2	926	—	—	2	926	—	—
Yarmouth	—	—	—	—	1	241	—	—	1	241	—	—
Total of England	691	257,242	2	509	9,023	3,492,522	1,708	559,268	9,714	3,749,764	1,710	559,777
IN SCOTLAND.												
Dundee	—	—	—	—	35	10,835	4	1,302	35	10,835	4	1,302
Glasgow	17	17,905	—	—	41	29,249	1	47	58	47,154	1	47
Grangemouth	—	—	—	—	65	22,444	35	9,031	65	22,444	35	9,031
Greenock	4	1,250	—	—	21	6,770	—	—	25	8,020	—	—
Leith	—	—	—	—	388	167,729	42	12,953	388	167,729	42	12,853
Lerwick	—	—	—	—	—	—	1	254	—	—	1	254
Total of Scotland	21	19,155	—	—	550	237,027	83	23,487	571	256,182	83	23,487
IN IRELAND.*												
Belfast	—	—	—	—	1	267	—	—	1	267	—	—
Cork	—	—	—	—	6	2,946	—	—	6	2,946	—	—
Dublin	—	—	—	—	94	32,119	1	125	94	32,119	1	125
Ross	—	—	—	—	1	672	—	—	1	672	—	—
Total of Ireland	—	—	—	—	102	36,004	1	125	102	36,004	1	125
TOTAL OF STEAM VESSELS.	712	276,397	2	509	9,675	3,765,553	1,792	582,880	10,387	4,041,950	1,794	583,389
UNION KINGDOM	—	—	—	—	—	—	—	—	—	—	—	—
ISLE OF MAN	—	—	—	—	—	—	—	—	—	—	—	—
CHANNEL ISLANDS	—	—	—	—	319	39,196	65	2,994	319	39,196	65	2,994
TOTAL OF SAILING AND STEAM VESSELS.	5,678	2,600,484	468	263,208	26,308	7,022,948	23,633	4,431,246	31,986	9,623,432	24,101	4,694,454
UNION KINGDOM	—	—	—	—	—	—	—	—	—	—	—	—
ISLE OF MAN	8	2,164	—	—	9	1,003	27	3,343	17	3,167	27	3,343
CHANNEL ISLANDS	23	3,514	—	—	1,413	93,762	403	28,196	1,436	97,276	403	28,196

* Only the shipping in the direct Trade between Irish and Foreign Ports is included.

NUMBER and TONNAGE of BRITISH and FOREIGN VESSELS (distinguishing SAILING and STEAM), CLEARED at EACH PORT, in EACH DIVISION of the UNITED KINGDOM, to BRITISH COLONIES and FOREIGN COUNTRIES, respectively.

PORTS.	TO BRITISH COLONIES.				TO FOREIGN COUNTRIES.				TOTAL.			
	BRITISH.		FOREIGN.		BRITISH.		FOREIGN.		BRITISH.		FOREIGN.	
	Vessels.	Tons.	Vessels.	Tons.	Vessels.	Tons.	Vessels.	Tons.	Vessels.	Tons.	Vessels.	Tons.
SAILING VESSELS.												
IN ENGLAND.												
Aberystwith	13	3,335	-	-	1	99	4	988	14	3,434	4	988
Arundel	-	-	-	-	3	552	10	1,315	3	552	10	1,315
Barnstaple	-	-	-	-	-	-	-	-	-	-	-	-
Beaumaris	7	2,633	-	-	9	844	1	160	16	3,477	1	160
Berwick	-	-	-	-	3	498	15	2,914	3	498	15	2,914
Bideford	4	2,627	-	-	1	551	-	-	5	3,178	-	-
Boston	-	-	-	-	2	136	14	1,938	2	136	14	1,938
Bridgwater	7	1,348	-	-	2	127	3	624	9	1,475	3	624
Bridport	2	224	-	-	4	663	9	1,154	6	887	9	1,154
Bristol	65	17,667	3	1,448	65	13,916	58	20,570	130	31,583	61	22,018
Caernarvon	19	3,853	-	-	211	21,518	4	1,085	230	25,371	4	1,085
Cardiff	318	119,868	106	49,302	1,236	328,004	1,898	466,784	1,554	447,872	2,004	516,086
Cardigan	-	-	-	-	-	-	-	-	-	-	-	-
Carlisle	6	2,328	3	1,653	3	1,653	4	2,685	9	3,981	7	4,338
Chepstow	-	-	-	-	-	-	-	-	-	-	-	-
Chester	-	-	2	623	2	272	-	-	2	272	2	623
Colchester	-	-	-	-	11	644	24	2,204	11	644	24	2,204
Cowes	24	1,608	-	-	19	1,221	22	1,777	43	2,829	22	1,777
Dartmouth	14	2,696	-	-	33	3,521	3	531	47	6,217	3	531
Deal	-	-	-	-	-	-	24	2,016	-	-	24	2,016
Dover	-	-	-	-	34	1,376	56	3,568	34	1,376	56	3,568
Exeter	4	1,331	1	61	5	1,120	19	3,310	9	2,451	20	3,371
Falmouth	10	2,444	1	344	146	10,487	36	2,620	156	12,931	37	2,964
Faversham	-	-	-	-	40	2,349	5	509	40	2,349	5	509
Fleetwood	4	2,774	-	-	1	764	3	1,008	5	3,538	3	1,008
Folkestone	-	-	-	-	3	304	4	394	3	304	4	394
Fowey	12	1,813	-	-	213	17,866	149	12,984	225	19,679	149	12,984
Gainsborough	-	-	-	-	4	252	3	306	4	252	3	306
Gloucester	17	4,318	1	406	10	1,886	76	17,324	27	6,204	77	17,730
Goole	-	-	-	-	11	943	22	2,150	11	943	22	2,150
Grimsby	6	3,700	-	-	188	29,965	463	91,141	194	33,665	463	91,141
Hartlepool	26	3,293	1	394	820	162,969	1,442	172,717	846	166,262	1,443	173,111
Harwich	4	244	-	-	8	1,160	41	2,717	12	1,404	41	2,717
Hayle	4	1,414	-	-	12	1,288	12	1,976	16	2,702	12	1,976
Hull	37	16,411	3	1,143	187	34,833	928	157,083	224	51,244	931	158,226
Ipswich	-	-	-	-	27	2,222	120	13,076	27	2,222	120	13,076
Lancaster	12	6,253	1	444	9	1,474	4	806	21	7,727	5	1,250
Liverpool	964	690,336	50	25,554	1,502	623,382	970	380,347	2,466	1,313,718	1,020	405,901
Llanely	14	3,840	-	-	398	50,903	412	30,784	412	54,743	412	30,784
London	1,185	719,147	42	21,712	1,372	251,160	3,015	750,747	2,557	970,307	3,057	772,459
Lowestoft	-	-	-	-	41	2,939	45	9,732	41	2,939	45	9,732
Lyme	8	498	-	-	1	46	-	-	9	544	-	-
Lynn	-	-	-	-	11	1,836	27	2,715	11	1,836	27	2,715
Maldon	-	-	-	-	28	1,001	15	2,033	28	1,001	15	2,033
Maryport	14	3,998	-	-	8	1,461	2	497	22	5,459	2	497
Middlesborough	3	297	-	-	536	78,382	681	70,345	539	78,679	681	70,345
Milford	1	323	-	-	5	658	3	1,324	6	981	3	1,324
Newcastle	354	87,050	23	8,812	3,151	744,082	3,968	724,136	3,505	831,132	3,991	732,948
Newhaven	8	223	-	-	40	1,447	43	2,216	48	1,670	43	2,216
Newport	93	31,528	35	19,992	429	94,123	328	87,330	522	125,651	363	107,322
Padstow	3	827	-	-	6	399	2	418	9	1,226	2	418
Penzance	4	798	-	-	22	1,167	36	3,701	26	1,965	36	3,701
Plymouth	170	27,107	5	545	89	5,759	101	14,213	259	32,866	106	14,758
Poole	38	4,353	-	-	22	2,468	54	8,452	60	6,821	54	8,452
Portsmouth	12	1,765	-	-	10	2,081	105	13,922	22	3,846	105	13,922
Preston	1	284	-	-	7	501	7	571	8	785	7	571
Ramsgate	-	-	-	-	1	149	-	-	1	149	-	-
Rochester	-	-	-	-	94	4,343	103	12,237	94	4,343	103	12,237
Runcorn	4	654	-	-	177	20,679	73	8,256	181	21,333	73	8,256
Rye	1	53	-	-	1	71	15	2,540	2	124	15	2,540
Scarborough	-	-	-	-	4	192	4	163	4	192	4	163
Scilly	-	-	-	-	2	189	-	-	2	189	-	-
Shields	33	18,871	1	417	714	130,428	291	32,844	747	149,299	292	33,261
Shields, South (3 months)	2	872	-	-	2	485	1	266	4	1,357	1	266
Shoreham	-	-	-	-	41	3,037	270	15,678	41	3,037	270	15,678
Southampton	26	3,290	-	-	6	541	389	26,836	32	3,831	389	26,836
Stockton	-	-	-	-	3	262	14	1,842	3	262	14	1,842
Sunderland	174	84,602	24	15,120	1,593	360,184	1,300	205,990	1,767	444,786	1,324	221,110
Swansea	114	26,981	24	6,617	935	173,829	1,234	175,269	1,049	200,810	1,258	181,886
Teignmouth	22	2,250	-	-	15	1,559	22	2,567	37	3,809	22	2,567
Truro	-	-	2	998	10	560	30	8,185	10	560	32	9,183
Wells	-	-	-	-	1	66	1	55	1	66	1	55
Weymouth	13	420	-	-	2	52	18	2,976	15	472	18	2,976
Whitby	-	-	-	-	11	2,946	-	-	11	2,946	-	-
Whitehaven	4	1,300	-	-	44	4,199	8	1,130	48	5,499	8	1,130
Wisbeach	-	-	-	-	4	982	51	10,580	4	982	51	10,580
Woodbridge	-	-	-	-	-	-	7	641	-	-	7	641
Workington	3	704	-	-	36	3,638	1	101	39	4,342	1	101
Yarmouth	-	-	-	-	38	3,845	74	8,087	38	3,845	74	8,087
Total of England	3,883	1,914,553	328	155,585	14,735	3,221,508	19,196	3,610,160	18,618	5,136,061	19,524	3,765,745

GENERAL SHIPPING.
(SAILING AND STEAM VESSELS.)
AT EACH PORT.

438

YEAR 1865.

No. 48.—Continued.

NUMBER and TONNAGE of BRITISH and FOREIGN VESSELS (distinguishing SAILING and STEAM), CLEARED at EACH PORT, in EACH DIVISION of the UNITED KINGDOM, to BRITISH COLONIES and FOREIGN COUNTRIES, respectively.

PORTS (Cont ^d).	TO BRITISH COLONIES.				TO FOREIGN COUNTRIES.				TOTAL.																																												
	BRITISH.		FOREIGN.		BRITISH.		FOREIGN.		BRITISH.		FOREIGN.																																										
	Vessels.	Tons.	Vessels.	Tons.	Vessels.	Tons.	Vessels.	Tons.	Vessels.	Tons.	Vessels.	Tons.																																									
SAILING VESSELS—Cont ^d .																																																					
IN SCOTLAND.																																																					
Aberdeen - - - -	16	8,845	-	-	57	9,953	44	7,290	73	18,798	44	7,290																																									
Allca - - - -	2	1,030	1	162	66	10,163	364	40,605	68	11,193	365	40,767																																									
Arbroath - - - -	-	-	-	-	21	4,060	3	553	21	4,060	3	553																																									
Ardrossan - - - -	31	19,750	1	523	213	45,608	149	24,246	244	65,358	150	24,769																																									
Ayr - - - -	-	-	-	-	4	321	10	1,057	4	321	10	1,057																																									
Banff - - - -	-	-	-	-	40	2,971	30	1,857	40	2,971	30	1,857																																									
Borrowstoness - - - -	-	-	1	88	301	41,460	705	70,877	301	41,460	706	70,965																																									
Campbeltown - - - -	-	-	-	-	-	-	-	-	-	-	-	-																																									
Dumfries - - - -	3	737	-	-	-	-	2	350	3	737	2	350																																									
Dundee - - - -	9	6,160	-	-	147	31,255	195	32,463	156	37,415	195	32,463																																									
Glasgow - - - -	212	130,473	7	1,976	298	78,007	153	41,042	510	208,480	160	43,018																																									
Grangemouth - - - -	9	5,022	-	-	106	15,949	468	68,366	115	20,971	468	68,366																																									
Greenock - - - -	131	78,336	4	2,849	56	21,941	34	9,964	187	100,277	38	12,813																																									
Inverness - - - -	1	204	-	-	52	4,563	53	4,708	53	4,767	53	4,708																																									
Kirkaldy - - - -	-	-	-	-	191	25,464	593	55,011	191	25,464	593	55,011																																									
Kirkwall - - - -	2	947	-	-	9	501	7	904	10	1,448	7	904																																									
Leith - - - -	23	12,639	1	781	76	15,870	200	33,510	99	28,509	201	34,291																																									
Lerwick - - - -	-	-	-	-	8	922	26	1,843	8	922	26	1,843																																									
Montrose - - - -	4	1,413	1	101	54	9,606	161	31,783	58	11,019	162	31,884																																									
Perth - - - -	-	-	-	-	1	197	5	687	1	197	5	687																																									
Peterhead - - - -	-	-	-	-	117	13,395	60	3,970	117	13,395	60	3,970																																									
Port Glasgow - - - -	24	19,617	-	-	3	1,124	4	1,357	27	20,741	4	1,357																																									
Stornoway - - - -	-	-	-	-	91	4,736	1	82	91	4,736	1	82																																									
Stranraer - - - -	1	427	-	-	-	-	-	-	1	427	-	-																																									
Troon - - - -	45	17,606	7	2,916	83	27,150	161	38,320	128	44,756	168	41,236																																									
Wick - - - -	-	-	-	-	113	8,840	86	4,850	113	8,840	86	4,850																																									
Wigtown - - - -	-	-	-	-	-	-	-	-	-	-	-	-																																									
Total of Scotland -	513	303,206	23	9,396	2,106	374,056	3,514	475,695	2,619	677,262	3,537	485,091																																									
IN IRELAND.																																																					
Ballina - - - -	-	-	-	-	-	-	-	-	-	-	-	-																																									
Belfast - - - -	25	16,233	1	277	15	3,430	22	5,303	40	19,663	23	5,580																																									
Coleraine - - - -	1	384	-	-	-	-	-	-	1	384	-	-																																									
Cork - - - -	35	12,229	4	1,640	9	2,220	14	4,437	44	14,449	18	6,077																																									
Drogheda - - - -	-	-	-	-	1	228	1	219	1	228	1	219																																									
Dublin - - - -	19	13,623	2	1,183	47	10,094	54	14,500	66	23,717	56	15,683																																									
Dundalk - - - -	1	343	-	-	-	-	-	-	1	343	-	-																																									
Galway - - - -	6	2,939	-	-	-	-	3	1,591	6	2,939	3	1,591																																									
Limerick - - - -	17	8,455	2	1,464	-	-	6	1,852	17	8,455	8	3,336																																									
Londonderry - - - -	6	4,476	-	-	10	8,329	2	811	16	12,805	2	811																																									
Newry - - - -	6	4,930	-	-	1	602	2	948	7	5,532	2	948																																									
Ross - - - -	5	2,290	-	-	2	411	-	-	7	2,701	-	-																																									
Skibbereen - - - -	-	-	-	-	-	-	-	-	-	-	-	-																																									
Sligo - - - -	5	1,880	-	-	-	-	3	1,540	5	1,880	3	1,540																																									
Strangford (5 months) - - - -	-	-	-	-	-	-	-	-	-	-	-	-																																									
Tralee - - - -	2	1,026	-	-	-	-	1	485	2	1,026	1	485																																									
Waterford - - - -	14	4,427	2	1,113	-	-	4	1,428	14	4,427	6	2,541																																									
Westport - - - -	-	-	-	-	-	-	-	-	-	-	-	-																																									
Wexford - - - -	-	-	-	-	1	184	-	-	1	184	-	-																																									
Total of Ireland -	142	73,235	11	5,697	86	25,498	112	33,114	228	98,733	123	38,811																																									
TOTAL OF SAILING VESSELS.	<table border="0"> <tr> <td rowspan="3" style="vertical-align: middle;">TOTAL OF SAILING VESSELS.</td> <td rowspan="3" style="vertical-align: middle;">}</td> <td>UNITED KINGDOM -</td> <td>4,538</td> <td>2,290,994</td> <td>362</td> <td>170,678</td> <td>16,927</td> <td>3,621,062</td> <td>22,822</td> <td>4,118,969</td> <td>21,465</td> <td>5,912,056</td> <td>23,184</td> <td>4,289,647</td> </tr> <tr> <td>ISLE OF MAN -</td> <td>1</td> <td>202</td> <td>-</td> <td>-</td> <td>4</td> <td>636</td> <td>22</td> <td>2,687</td> <td>5</td> <td>838</td> <td>22</td> <td>2,687</td> </tr> <tr> <td>CHANNEL ISLANDS -</td> <td>57</td> <td>7,852</td> <td>-</td> <td>-</td> <td>1,087</td> <td>37,758</td> <td>333</td> <td>20,894</td> <td>1,144</td> <td>45,610</td> <td>333</td> <td>20,894</td> </tr> </table>												TOTAL OF SAILING VESSELS.	}	UNITED KINGDOM -	4,538	2,290,994	362	170,678	16,927	3,621,062	22,822	4,118,969	21,465	5,912,056	23,184	4,289,647	ISLE OF MAN -	1	202	-	-	4	636	22	2,687	5	838	22	2,687	CHANNEL ISLANDS -	57	7,852	-	-	1,087	37,758	333	20,894	1,144	45,610	333	20,894
TOTAL OF SAILING VESSELS.	}	UNITED KINGDOM -	4,538	2,290,994	362	170,678	16,927	3,621,062	22,822	4,118,969	21,465	5,912,056			23,184	4,289,647																																					
		ISLE OF MAN -	1	202	-	-	4	636	22	2,687	5	838			22	2,687																																					
		CHANNEL ISLANDS -	57	7,852	-	-	1,087	37,758	333	20,894	1,144	45,610	333	20,894																																							

* Only the shipping in the direct Trade between Irish and Foreign Ports is included.

NUMBER and TONNAGE of BRITISH and FOREIGN VESSELS (distinguishing SAILING and STEAM), CLEARED at EACH PORT, in EACH DIVISION of the UNITED KINGDOM, to BRITISH COLONIES and FOREIGN COUNTRIES, respectively.

PORTS (Contd.)	TO BRITISH COLONIES.				TO FOREIGN COUNTRIES.				TOTAL.			
	BRITISH.		FOREIGN.		BRITISH.		FOREIGN.		BRITISH.		FOREIGN.	
	Vessels.	Tons.	Vessels.	Tons.	Vessels.	Tons.	Vessels.	Tons.	Vessels.	Tons.	Vessels.	Tons.
STEAM VESSELS.												
IN ENGLAND.												
Aberystwith	-	-	-	-	1	50	-	-	1	50	-	-
Arundel	91	14,050	-	-	157	22,250	17	2,518	248	36,300	17	2,518
Bristol	-	-	-	-	19	4,093	17	3,127	19	4,093	17	3,127
Cardiff	28	24,296	-	-	252	132,377	39	10,436	280	156,673	39	10,436
Cowes	-	-	-	-	-	-	1	1,275	-	-	1	1,275
Dartmouth	4	516	-	-	-	-	-	-	4	516	-	-
Dover	-	-	-	-	25	3,354	445	53,655	25	3,354	445	53,655
Falmouth	-	-	-	-	-	-	1	109	-	-	1	109
Folkestone	-	-	-	-	776	129,447	-	-	776	129,447	-	-
Gloucester	-	-	-	-	3	718	-	-	3	718	-	-
Goole	-	-	-	-	295	61,336	2	165	295	61,336	2	165
Grimsby	-	-	1	642	152	58,088	54	26,211	152	58,088	55	26,853
Hartlepool	-	-	-	-	317	114,566	6	2,430	317	114,566	6	2,430
Harwich	-	-	-	-	262	123,450	-	-	262	123,450	-	-
Hayle	-	-	-	-	1	684	-	-	1	684	-	-
Hull	1	891	-	-	1,068	396,362	172	66,861	1,069	397,253	172	66,861
Liverpool	86	100,061	-	-	783	775,047	70	37,100	869	875,108	70	37,100
Llanely	-	-	-	-	4	681	-	-	*	681	-	-
London	77	45,590	-	-	1,840	630,462	562	208,991	1,917	676,052	562	208,991
Lowestoft	-	-	-	-	3	255	-	-	3	255	-	-
Middlesborough	-	-	-	-	77	23,209	-	-	77	23,209	-	-
Milford	-	-	-	-	3	579	-	-	3	579	-	-
Newcastle	3	289	-	-	500	212,598	13	2,871	503	212,887	13	2,871
Newhaven	-	-	-	-	561	98,265	-	-	561	98,265	-	-
Newport	2	745	-	-	40	19,629	-	-	42	20,374	-	-
Plymouth	18	2,322	-	-	1	274	-	-	19	2,596	-	-
Poole	-	-	-	-	70	11,200	-	-	70	11,200	-	-
Rochester	1	13,343	-	-	-	-	-	-	1	13,343	-	-
Runcorn	-	-	-	-	3	586	-	-	3	586	-	-
Shields	2	1,015	-	-	35	13,847	3	722	37	14,862	3	722
Shields, South (3 months)	-	-	-	-	1	598	-	-	1	598	-	-
Shoreham	-	-	-	-	1	85	-	-	1	85	-	-
Southampton	270	75,170	-	-	618	216,919	45	81,520	888	292,089	45	81,520
Stockton	-	-	-	-	2	1,032	-	-	2	1,032	-	-
Sunderland	-	-	-	-	218	104,549	47	18,003	218	104,549	47	18,003
Swansea	1	177	-	-	123	34,115	3	653	124	34,292	3	653
Weymouth	136	19,821	-	-	2	163	-	-	138	19,984	-	-
Whitehaven	-	-	-	-	11	4,819	-	-	11	4,819	-	-
Workington	-	-	-	-	1	488	-	-	1	488	-	-
Yarmouth	1	643	-	-	-	-	-	-	1	643	-	-
Total of England	721	298,929	1	642	8,225	3,196,175	1,497	516,647	8,946	3,495,104	1,498	517,289
IN SCOTLAND.												
Alloa	-	-	-	-	2	902	-	-	2	902	-	-
Ardrossan	-	-	-	-	12	2,999	-	-	12	2,999	-	-
Borrowstoness	-	-	-	-	-	-	1	23	-	-	1	23
Dundee	-	-	-	-	17	5,982	1	156	17	5,982	1	156
Glasgow	38	26,066	1	390	177	78,829	16	4,180	215	104,895	17	4,570
Grangemouth	-	-	-	-	99	33,613	39	10,392	99	33,613	39	10,392
Greenock	5	2,473	-	-	2	499	9	7,609	7	2,972	9	7,609
Inverness	-	-	-	-	1	33	-	-	1	33	-	-
Kirkaldy	-	-	-	-	1	215	-	-	1	215	-	-
Leith	-	-	-	-	399	171,145	41	12,702	399	171,145	41	12,702
Lerwick	-	-	-	-	-	-	2	524	-	-	2	524
Port Glasgow	4	1,004	-	-	3	435	3	646	7	1,439	3	646
Stornoway	-	-	-	-	1	283	-	-	1	283	-	-
Total of Scotland	47	29,543	1	390	714	294,935	112	36,232	761	324,478	113	36,622
IN IRELAND.*												
Belfast	-	-	-	-	2	853	-	-	2	853	-	-
Cork	-	-	-	-	3	970	-	-	3	970	-	-
Dublin	-	-	-	-	5	1,599	1	125	5	1,599	1	125
Limerick	-	-	-	-	1	284	-	-	1	284	-	-
Wexford	-	-	-	-	1	179	-	-	1	179	-	-
Total of Ireland	-	-	-	-	12	3,885	1	125	12	3,885	1	125
TOTAL OF STEAM VESSELS.	768	328,472	2	1,032	8,951	3,494,995	1,610	553,004	9,719	3,823,467	1,612	554,036
TOTAL OF SAILING AND STEAM VESSELS.	5,306	2,619,466	364	171,710	25,878	7,116,057	24,432	4,671,973	31,184	9,735,523	24,796	4,843,683
ISLE OF MAN	1	202	-	-	4	636	22	2,687	5	838	22	2,687
CHANNEL ISLANDS	57	7,852	-	-	1,434	76,221	398	23,888	1,491	84,073	398	23,888

* Only the shipping in the direct Trade between Irish and Foreign Ports is included.

GENERAL SHIPPING.
(STEAM VESSELS ONLY.)
FROM VARIOUS COUNTRIES.

440

YEAR 1865.

No. 49.

NUMBER and TONNAGE of STEAM VESSELS, BRITISH and FOREIGN, (of the COUNTRY whence ARRIVED, and of OTHER

COUNTRIES WHENCE ARRIVED.	WITH CARGOES.									
	BRITISH.		FOREIGN.						TOTAL.	
			Of the Country whence Arrived.		Of Other Countries.		Total.			
	Vessels.	Tons.	Vessels.	Tons.	Vessels.	Tons.	Vessels.	Tons.	Vessels.	Tons.
FOREIGN.										
Russia :										
Ports within the Baltic - - - - -	219	137,604	1	574	5	1,876	6	2,450	225	140,054
Ports on the White Sea and Arctic Ocean - - - - -	3	2,378	-	-	-	-	-	-	3	2,378
Ports on the Black Sea and Sea of Azof - - - - -	17	15,770	12	14,898	-	-	12	14,898	29	30,668
Sweden :										
Ports within the Baltic - - - - -	19	7,213	2	400	2	756	4	1,156	23	8,369
Ports without the Baltic - - - - -	97	47,884	38	15,788	4	1,201	42	16,989	139	64,873
Norway - - - - -	70	20,414	17	6,341	1	210	18	6,551	88	26,965
Denmark Proper - - - - -	66	25,390	9	2,698	6	2,238	15	4,936	81	30,326
Iceland, the Faroe Islands, and Greenland - - - - -	4	1,671	6	1,542	-	-	6	1,542	10	3,213
Danish West Indies : St. Thomas - - - - -	34	57,231	-	-	-	-	-	-	34	57,231
Slesvig, Holstein, and Lauenburg - - - - -	96	55,614	-	-	-	-	-	-	96	55,614
Prussia - - - - -	236	111,355	40	12,545	15	5,709	55	18,254	291	129,609
Mecklenburg-Schwerin - - - - -	-	-	-	-	2	709	2	709	2	709
Hanover - - - - -	31	8,410	-	-	-	-	-	-	31	8,410
Hanse Towns - - - - -	828	340,539	263	177,309	-	-	263	177,309	1,091	517,848
Holland - - - - -	1,416	485,350	252	76,211	-	-	252	76,211	1,668	561,561
Dutch West Indies : Curacoa - - - - -	1	891	-	-	-	-	-	-	1	891
Belgium - - - - -	786	244,862	517	82,976	5	2,639	522	85,615	1,308	330,477
France :										
Ports without the Mediterranean - - - - -	3,694	782,340	368	79,119	2	747	370	79,866	4,064	862,206
Ports within the Mediterranean - - - - -	10	2,962	-	-	-	-	-	-	10	2,962
Portugal, Azores, and Madeira - - - - -	130	53,905	17	6,553	4	1,967	21	8,520	151	62,425
Spain :										
Ports without the Mediterranean - - - - -	56	23,444	59	24,665	-	-	59	24,665	115	48,109
Ports within the Mediterranean - - - - -	56	21,835	53	26,202	1	441	54	26,643	110	48,478
Canary Islands - - - - -	1	474	1	397	-	-	1	397	2	871
Cuba - - - - -	2	1,294	-	-	1	130	1	130	3	1,424
Italy - - - - -	163	117,702	-	-	-	-	-	-	163	117,702
Greece - - - - -	32	19,202	-	-	-	-	-	-	32	19,202
Ionian Islands - - - - -	5	3,113	-	-	-	-	-	-	5	3,113
Turkey - - - - -	77	83,431	-	-	-	-	-	-	77	83,431
Wallachia and Moldavia - - - - -	1	230	-	-	-	-	-	-	1	230
Syria - - - - -	1	1,212	-	-	-	-	-	-	1	1,212
Egypt - - - - -	246	272,743	-	-	4	1,843	4	1,843	250	274,586
United States :										
Atlantic Ports, Northern - - - - -	252	386,539	1	400	-	-	1	400	253	386,930
" Southern - - - - -	2	2,361	-	-	-	-	-	-	2	2,361
Mexico - - - - -	8	7,110	-	-	-	-	-	-	8	7,110
New Granada - - - - -	4	3,507	-	-	-	-	-	-	4	3,507
Venezuela - - - - -	2	954	-	-	-	-	-	-	2	954
Brazil - - - - -	31	33,775	-	-	-	-	-	-	31	33,775
Monte Video - - - - -	4	3,308	-	-	1	260	1	260	5	3,568
Buenos Ayres - - - - -	14	14,429	-	-	-	-	-	-	14	14,429
Peru - - - - -	-	-	-	-	-	-	-	-	-	-
China - - - - -	1	1,062	-	-	-	-	-	-	1	1,062
West Coast of Africa - - - - -	12	8,095	-	-	-	-	-	-	12	8,095
Greenland and Davis Straits - - - - -	8	2,964	-	-	-	-	-	-	8	2,964
TOTAL FROM FOREIGN COUNTRIES - - - - -	8,735	3,410,567	1,656	528,618	53	20,726	1,709	549,344	10,444	3,959,911
BRITISH POSSESSIONS.										
Channel Islands - - - - -	515	99,823	-	-	-	-	-	-	515	99,823
Gibraltar - - - - -	41	26,538	-	-	-	-	-	-	41	26,538
Malta - - - - -	7	4,377	-	-	-	-	-	-	7	4,377
North American Provinces :										
Newfoundland - - - - -	2	306	-	-	-	-	-	-	2	306
Canada - - - - -	54	70,776	-	-	-	-	-	-	54	70,776
New Brunswick - - - - -	3	3,885	-	-	-	-	-	-	3	3,885
Nova Scotia and Cape Breton - - - - -	2	580	-	-	-	-	-	-	2	580
British West Indies :										
Bermudas - - - - -	4	1,331	-	-	-	-	-	-	4	1,331
Bahamas - - - - -	2	834	-	-	-	-	-	-	2	834
Jamaica - - - - -	26	22,913	-	-	-	-	-	-	26	22,913
Trinidad - - - - -	1	360	-	-	-	-	-	-	1	360
Belize (British Honduras) - - - - -	3	1,776	-	-	-	-	-	-	3	1,776
Australia and New Zealand - - - - -	9	11,602	-	-	-	-	-	-	9	11,602
East Indies - - - - -	5	6,352	-	-	-	-	-	-	5	6,352
Cape of Good Hope - - - - -	16	15,701	-	-	1	240	1	240	17	15,941
Natal - - - - -	1	623	-	-	-	-	-	-	1	623
TOTAL FROM BRITISH POSSESSIONS - - - - -	691	267,777	-	-	1	240	1	240	692	268,017
TOTAL FROM FOREIGN COUNTRIES AND BRITISH POSSESSIONS - - - - -	9,426	3,678,344	1,656	528,618	54	20,966	1,710	549,584	11,136	4,227,928

COUNTRIES,) ENTERED, with CARGOES and in BALLAST, from VARIOUS COUNTRIES, at PORTS in the UNITED KINGDOM.

IN BALLAST.										TOTAL.						COUNTRIES WHENCE ARRIVED.
BRITISH.		FOREIGN.						TOTAL.		BRITISH.		FOREIGN.		TOTAL.		
		Of the Country whence Arrived.		Of Other Countries.		Total.										
Vessels.	Tons.	Vessels.	Tons.	Vessels.	Tons.	Vessels.	Tons.	Vessels.	Tons.	Vessels.	Tons.	Vessels.	Tons.	Vessels.	Tons.	
-	-	-	-	-	-	-	-	-	-	219	137,604	6	2,450	225	140,054	FOREIGN. Russia : Ports within the Baltic. Ports on the White Sea and Arctic Ocean. Ports on the Black Sea and Sea of Azof. Sweden : Ports within the Baltic. Ports without the Baltic. Norway. Denmark Proper : Iceland, the Faroe Islands, and Greenland. Danish West Indies : St. Thomas. Slesvig, Holstein, and Lauenburg. Prussia. Mecklenburg-Schwerin. Hanover. Hanse Towns. Holland. Dutch West Indies : Curaçoa. Belgium. France : Ports without the Mediterranean. Ports within the Mediterranean. Portugal, Azores, and Madeira. Spain : Ports without the Mediterranean. Ports within the Mediterranean. Canary Islands. Cuba. Italy. Greece. Ionian Islands. Turkey. Wallachia and Moldavia. Syria. Egypt. United States : Atlantic Ports, Northern. Southern. Mexico. New Granada. Venezuela. Brazil. Monte Video. Buenos Ayres. Peru. China. West Coast of Africa. Greenland and Davis Straits.
-	-	-	-	-	-	-	-	-	-	3	2,378	-	-	3	2,378	
-	-	-	-	-	-	-	-	-	-	17	15,770	12	14,898	29	30,668	
-	-	-	-	-	-	-	-	-	-	19	7,213	4	1,156	23	8,369	
-	-	-	-	-	-	-	-	-	-	97	47,884	42	16,989	139	64,873	
-	-	-	-	1	254	1	254	1	254	70	20,414	19	6,805	89	27,219	
2	1,046	-	-	-	-	-	-	2	1,046	68	26,436	15	4,936	83	31,372	
1	412	-	-	-	-	-	-	1	412	5	2,083	6	1,542	11	3,625	
-	-	-	-	-	-	-	-	-	-	31	57,231	-	-	34	57,231	
3	1,127	-	-	-	-	-	-	3	1,127	99	56,741	-	-	99	56,741	
1	430	-	-	-	-	-	-	1	430	237	111,785	55	18,254	292	130,039	
-	-	-	-	-	-	-	-	-	-	-	-	2	709	2	709	
4	1,394	-	-	-	-	-	-	4	1,394	35	9,804	-	-	35	9,804	
182	86,813	53	24,064	-	-	53	24,064	235	110,877	1,010	427,352	316	201,373	1,326	628,725	
52	15,769	-	-	2	741	2	741	54	16,510	1,468	501,119	254	76,952	1,722	578,071	
-	-	-	-	-	-	-	-	-	-	1	891	-	-	1	891	
8	3,207	-	-	1	434	1	434	9	3,641	794	248,069	523	86,049	1,317	334,118	
668	230,916	23	5,542	-	-	23	5,542	691	236,458	4,362	1,013,256	393	85,408	4,755	1,098,664	
-	-	-	-	-	-	-	-	-	-	10	2,962	-	-	10	2,962	
10	7,544	1	412	-	-	1	412	11	7,956	140	61,449	22	8,932	162	70,381	
-	-	1	389	-	-	1	389	1	389	56	23,444	60	25,054	116	48,498	
2	1,113	-	-	-	-	-	-	2	1,113	58	22,948	54	26,643	112	49,591	
-	-	-	-	-	-	-	-	-	-	1	474	1	397	2	871	
3	2,425	-	-	-	-	-	-	3	2,425	5	3,719	1	130	6	3,849	
-	-	-	-	-	-	-	-	-	-	163	117,702	-	-	163	117,702	
-	-	-	-	-	-	-	-	-	-	32	19,202	-	-	32	19,202	
-	-	-	-	-	-	-	-	-	-	5	3,113	-	-	5	3,113	
-	-	-	-	-	-	-	-	-	-	77	83,431	-	-	77	83,431	
-	-	-	-	-	-	-	-	-	-	1	230	-	-	1	230	
-	-	-	-	-	-	-	-	-	-	1	1,212	-	-	1	1,212	
-	-	1	1,700	-	-	1	1,700	1	1,700	246	272,743	5	3,543	251	276,286	
1	205	-	-	-	-	-	-	1	205	253	386,744	1	400	254	387,144	
-	-	-	-	-	-	-	-	-	-	2	2,361	-	-	2	2,361	
1	1,623	-	-	-	-	-	-	1	1,623	9	8,733	-	-	9	8,733	
-	-	-	-	-	-	-	-	-	-	4	3,507	-	-	4	3,507	
-	-	-	-	-	-	-	-	-	-	2	954	-	-	2	954	
1	730	-	-	-	-	-	-	1	730	32	34,505	-	-	32	34,505	
-	-	-	-	-	-	-	-	-	-	4	3,308	1	260	5	3,568	
-	-	-	-	-	-	-	-	-	-	14	14,429	-	-	14	14,429	
1	232	-	-	-	-	-	-	1	232	1	232	-	-	1	232	
-	-	-	-	-	-	-	-	-	-	1	1,062	-	-	1	1,062	
-	-	-	-	-	-	-	-	-	-	12	8,095	-	-	12	8,095	
-	-	-	-	-	-	-	-	-	-	8	2,964	-	-	8	2,964	
940	354,986	79	32,107	4	1,429	83	33,536	1,023	388,522	9,675	3,765,553	1,792	582,880	11,467	4,348,433	TOTAL FROM FOREIGN COUNTRIES.
2	209	-	-	-	-	-	-	2	209	517	100,032	-	-	517	100,032	BRITISH POSSESSIONS. Channel Islands. Gibraltar. Malta. North American Provinces : Newfoundland. Canada. New Brunswick. Nova Scotia and Cape Breton. British West Indies : Bermudas. Bahamas. Jamaica. Trinidad. Belize (British Honduras). Australia and New Zealand. East Indies. Cape of Good Hope. Natal.
1	918	-	-	-	-	-	-	1	918	42	27,456	-	-	42	27,456	
-	-	-	-	-	-	-	-	-	-	7	4,377	-	-	7	4,377	
-	-	-	-	-	-	-	-	-	-	2	306	-	-	2	306	
-	-	-	-	-	-	-	-	-	-	54	70,776	-	-	54	70,776	
-	-	-	-	-	-	-	-	-	-	3	3,885	-	-	3	3,885	
3	1,509	-	-	-	-	-	-	3	1,509	5	2,089	-	-	5	2,089	
10	4,085	-	-	-	-	-	-	10	4,085	14	5,416	-	-	14	5,416	
5	1,899	-	-	1	269	1	269	6	2,168	7	2,733	1	269	8	3,002	
-	-	-	-	-	-	-	-	-	-	26	22,913	-	-	26	22,913	
-	-	-	-	-	-	-	-	-	-	1	360	-	-	1	360	
-	-	-	-	-	-	-	-	-	-	3	1,776	-	-	3	1,776	
-	-	-	-	-	-	-	-	-	-	9	11,602	-	-	9	11,602	
-	-	-	-	-	-	-	-	-	-	5	6,352	-	-	5	6,352	
-	-	-	-	-	-	-	-	-	-	16	15,701	1	240	17	15,941	
-	-	-	-	-	-	-	-	-	-	1	623	-	-	1	623	
21	8,620	-	-	1	269	1	269	22	8,889	712	276,397	2	509	714	276,906	TOTAL FROM BRITISH POSSESSIONS.
961	363,606	79	32,107	5	1,698	84	33,805	1,045	397,411	10,387	4,041,950	1,794	583,389	12,181	4,625,339	{ TOTAL FROM FOREIGN COUNTRIES AND BRITISH POSSESSIONS.

GENERAL SHIPPING.
(STEAM VESSELS ONLY.)
TO VARIOUS COUNTRIES.

442

YEAR 1865.

No. 50.

NUMBER and TONNAGE of STEAM VESSELS, BRITISH and FOREIGN, (of the COUNTRY to which DEPARTED, and of OTHER

COUNTRIES TO WHICH DEPARTED.	WITH CARGOES.									
	BRITISH.		FOREIGN.						TOTAL.	
			Of the Country to which Departed.		Of Other Countries.		Total.			
	Vessels.	Tons.	Vessels.	Tons.	Vessels.	Tons.	Vessels.	Tons.	Vessels.	Tons.
FOREIGN.										
Russia :										
Ports within the Baltic - - - - -	190	122,767	2	604	2	644	4	1,248	194	124,015
Ports on the White Sea and Arctic Ocean - - - - -	2	1,701	-	-	-	-	-	-	2	1,701
Ports on the Black Sea and Sea of Azof - - - - -	15	13,088	13	17,141	-	-	13	17,141	28	30,229
Sweden :										
Ports within the Baltic - - - - -	56	27,273	1	106	-	-	1	106	57	27,379
Ports without the Baltic - - - - -	38	19,716	38	15,839	-	-	38	15,839	76	35,555
Norway - - - - -	56	17,928	19	6,857	27	5,812	46	12,669	102	30,597
Denmark Proper - - - - -	115	46,279	22	7,153	-	-	22	7,153	137	53,432
Iceland, the Faroe Islands, and Greenland - - - - -	-	-	6	1,542	-	-	6	1,542	6	1,542
Danish West Indies: St. Thomas - - - - -	40	62,904	-	-	-	-	-	-	40	62,904
Slesvig, Holstein, and Lauenburg - - - - -	10	4,176	-	-	1	574	1	574	11	4,750
Prussia - - - - -	209	98,443	39	12,360	7	2,583	46	14,943	255	113,386
Mecklenburg-Schwerin - - - - -	3	660	-	-	-	-	-	-	3	660
Hanover - - - - -	61	17,778	-	-	-	-	-	-	61	17,778
Hanse Towns - - - - -	956	406,846	254	110,154	1	697	255	110,851	1,211	517,697
Holland - - - - -	1,274	411,928	223	71,080	1	662	224	71,742	1,498	483,670
Java - - - - -	1	185	-	-	-	-	-	-	1	185
Belgium - - - - -	764	234,105	549	86,361	2	590	551	86,951	1,315	321,056
France :										
Ports without the Mediterranean - - - - -	3,596	896,821	153	43,986	-	-	153	43,986	3,749	940,807
Ports within the Mediterranean - - - - -	9	3,072	2	1,765	1	134	3	1,899	12	4,971
Algebra - - - - -	-	-	-	-	-	-	-	-	-	-
Portugal, Azores, and Madeira - - - - -	146	56,634	15	5,799	-	-	15	5,799	161	62,433
Spain :										
Ports without the Mediterranean - - - - -	64	28,802	54	21,375	2	373	56	21,748	120	50,550
Ports within the Mediterranean - - - - -	19	7,327	66	33,615	-	-	66	33,615	85	40,942
Canary Islands - - - - -	5	1,902	1	270	-	-	1	270	6	2,172
Cuba - - - - -	1	176	-	-	-	-	-	-	1	176
Italy - - - - -	151	117,452	-	-	2	839	2	839	153	118,291
Greece - - - - -	12	9,236	1	277	-	-	1	277	13	9,513
Ionian Islands - - - - -	2	1,402	-	-	-	-	-	-	2	1,402
Turkey - - - - -	75	85,546	1	1,025	-	-	1	1,025	76	86,571
Egypt - - - - -	202	210,777	-	-	-	-	-	-	202	210,777
Tunis - - - - -	3	2,082	-	-	-	-	-	-	3	2,082
Morocco - - - - -	2	831	-	-	-	-	-	-	2	831
United States: Atlantic Ports, Northern - - - - -	260	392,120	-	-	44	81,131	44	81,131	304	473,251
" " Southern - - - - -	3	2,616	-	-	-	-	-	-	3	2,616
Mexico - - - - -	3	1,888	-	-	-	-	-	-	3	1,888
New Granada - - - - -	1	1,284	-	-	-	-	-	-	1	1,284
Venezuela - - - - -	1	724	-	-	-	-	-	-	1	724
Brazil - - - - -	41	41,415	-	-	-	-	-	-	41	41,415
Monte Video - - - - -	6	5,297	-	-	-	-	-	-	6	5,297
Buenos Ayres - - - - -	5	3,330	-	-	-	-	-	-	5	3,330
Chili - - - - -	3	1,778	-	-	-	-	-	-	3	1,778
China - - - - -	1	524	-	-	-	-	-	-	1	524
Japan - - - - -	2	780	-	-	-	-	-	-	2	780
West Coast of Africa - - - - -	14	8,857	-	-	-	-	-	-	14	8,857
Greenland and Davis Straits - - - - -	-	-	-	-	-	-	-	-	-	-
TOTAL TO FOREIGN COUNTRIES - - - - -	8,417	3,368,450	1,459	437,309	90	94,039	1,549	531,348	9,966	3,899,798
BRITISH POSSESSIONS.										
Channel Islands - - - - -	518	101,522	-	-	-	-	-	-	518	101,522
Gibraltar - - - - -	67	45,887	-	-	-	-	-	-	67	45,887
Malta - - - - -	28	31,880	-	-	-	-	-	-	28	31,880
North American Provinces :										
Newfoundland - - - - -	4	1,568	-	-	-	-	-	-	4	1,568
Canada - - - - -	55	74,152	-	-	-	-	-	-	55	74,152
New Brunswick - - - - -	1	1,067	-	-	-	-	-	-	1	1,067
British West Indies :										
Bermudas - - - - -	2	886	-	-	-	-	-	-	2	886
Bahamas - - - - -	2	794	-	-	-	-	-	-	2	794
Jamaica - - - - -	23	18,815	-	-	-	-	-	-	23	18,815
Barbadoes - - - - -	2	1,631	-	-	-	-	-	-	2	1,631
Australia and New Zealand - - - - -	3	2,920	-	-	-	-	-	-	3	2,920
Hong Kong - - - - -	2	903	-	-	1	642	1	642	3	1,545
East Indies - - - - -	7	5,591	-	-	-	-	-	-	7	5,591
Cape of Good Hope - - - - -	14	11,147	-	-	-	-	-	-	14	11,147
St. Helena - - - - -	6	5,237	-	-	-	-	-	-	6	5,237
TOTAL TO BRITISH POSSESSIONS - - - - -	734	304,000	-	-	1	642	1	642	735	304,642
TOTAL TO FOREIGN COUNTRIES AND BRITISH POSSESSIONS - - - - -	9,151	3,672,450	1,459	437,309	91	94,681	1,550	531,990	10,701	4,204,440

COUNTRIES,) CLEARED, with CARGOES and in BALLAST, to VARIOUS COUNTRIES, at PORTS in the UNITED KINGDOM.

IN BALLAST.										TOTAL.						COUNTRIES TO WHICH DEPARTED.
BRITISH.		FOREIGN.						TOTAL.		BRITISH.		FOREIGN.		TOTAL.		
Vessels.	Tons.	Of the Country to which Departed.	Vessels.	Tons.	Of Other Countries.	Total.	Vessels.	Tons.	Vessels.	Tons.	Vessels.	Tons.	Vessels.	Tons.		
1	438	-	-	-	-	-	1	438	191	123,205	4	1,248	195	124,453	<p>FOREIGN.</p> <p>Russia : Ports within the Baltic. Ports on the White Sea and Arctic Ocean. Ports on the Black Sea and Sea of Azof.</p> <p>Sweden : Ports within the Baltic. Ports without the Baltic.</p> <p>Norway.</p> <p>Denmark Proper : Iceland, the Faroe Islands, and Greenland. Danish West Indies : St. Thomas. Slesvig, Holstein, and Lauenburg.</p> <p>Prussia. Mecklenburg-Schwerin. Hanover.</p> <p>Hanse Towns.</p> <p>Holland.</p> <p>Java.</p> <p>Belgium.</p> <p>France : Ports without the Mediterranean. Ports within the Mediterranean. Algeria. Portugal, Azores, and Madeira.</p> <p>Spain : Ports without the Mediterranean. Ports within the Mediterranean. Canary Islands. Cuba.</p> <p>Italy. Greece. Ionian Islands.</p> <p>Turkey.</p> <p>Egypt.</p> <p>Tunis.</p> <p>Morocco.</p> <p>United States: Atlantic Ports, Northern. " " Southern.</p> <p>Mexico.</p> <p>New Granada.</p> <p>Venezuela.</p> <p>Brazil.</p> <p>Monte Video.</p> <p>Buenos Ayres.</p> <p>Chili.</p> <p>China.</p> <p>Japan.</p> <p>West Coast of Africa. Greenland and Davis Straits.</p>	
1	677	1	30	-	-	1	30	2	707	3	2,378	1	30	4		2,408
-	-	-	-	-	-	-	-	-	-	15	13,088	13	17,141	28		30,229
-	-	-	-	-	-	-	-	-	-	56	27,273	1	106	57		27,379
3	1,601	1	125	-	-	1	125	4	1,726	41	21,317	39	15,964	80		37,281
11	2,183	-	-	1	254	1	254	12	2,437	67	20,111	47	12,923	114		33,034
1	415	-	-	-	-	-	-	1	415	116	46,694	22	7,153	138		53,847
4	1,672	1	23	-	-	1	23	5	1,695	4	1,672	7	1,565	11		3,237
1	1,064	-	-	-	-	-	-	1	1,064	41	63,968	-	-	41		63,968
1	370	-	-	-	-	-	-	1	370	11	4,546	1	574	12		5,120
8	5,200	-	-	-	-	-	-	8	5,200	217	103,643	46	14,943	263		118,586
-	-	-	-	-	-	-	-	-	-	3	660	-	-	3		660
-	-	-	-	-	-	-	-	-	-	61	17,778	-	-	61		17,778
2	769	2	3,999	-	-	2	3,999	4	4,768	958	407,615	257	114,850	1,215		522,465
21	6,548	5	1,640	2	508	7	2,148	28	8,696	1,295	418,476	231	73,890	1,526		492,366
1	622	4	1,868	-	-	4	1,868	5	2,490	2	807	4	1,868	6		2,675
3	2,108	-	-	-	-	-	-	3	2,108	767	236,213	551	86,951	1,318		323,164
410	65,577	13	3,821	1	566	14	4,387	424	69,964	4,006	962,398	167	48,373	4,173		1,010,771
1	26	3	1,368	-	-	3	1,368	4	1,394	10	3,098	6	3,267	16		6,365
1	14	-	-	-	-	-	-	1	14	1	14	-	-	1		14
12	7,737	4	950	-	-	4	950	16	8,687	158	64,371	19	6,749	177		71,120
3	1,936	2	276	-	-	2	276	5	2,212	67	30,736	58	22,024	125		52,762
11	4,754	-	-	1	372	1	372	12	5,126	30	12,081	67	33,987	97		46,068
-	-	-	-	-	-	-	-	-	-	5	1,902	1	270	6		2,172
3	53	-	-	-	-	-	-	3	53	4	229	-	-	4		229
1	48	5	2,298	-	-	5	2,298	6	2,346	152	117,500	7	3,137	159		120,637
6	3,339	-	-	-	-	-	-	6	3,339	18	12,575	1	277	19		12,852
4	2,192	-	-	-	-	-	-	4	2,192	6	3,594	-	-	6		3,594
1	547	2	510	-	-	2	510	3	1,057	76	86,093	3	1,535	79		87,628
5	8,768	4	620	7	943	11	1,563	16	10,331	207	219,545	11	1,563	218		221,108
-	-	-	-	-	-	-	-	-	-	3	2,082	-	-	3		2,082
-	-	-	-	-	-	-	-	-	-	2	831	-	-	2		831
1	1,494	-	-	1	1,275	1	1,275	2	2,769	261	393,614	45	82,406	306		476,020
1	798	-	-	-	-	-	-	1	798	4	3,414	-	-	4		3,414
-	-	-	-	-	-	-	-	-	-	3	1,888	-	-	3		1,888
-	-	-	-	-	-	-	-	-	-	1	1,284	-	-	1		1,284
-	-	-	-	-	-	-	-	-	-	1	724	-	-	1		724
2	1,040	-	-	-	-	-	-	2	1,040	43	42,455	-	-	43		42,455
-	-	-	-	-	-	-	-	-	-	6	5,297	-	-	6		5,297
6	1,592	-	-	-	-	-	-	6	1,592	11	4,922	-	-	11		4,922
-	-	1	210	-	-	1	210	1	210	3	1,778	1	210	4		1,988
-	-	-	-	-	-	-	-	-	-	1	524	-	-	1		524
-	-	-	-	-	-	-	-	-	-	2	780	-	-	2		780
-	-	-	-	-	-	-	-	-	-	14	8,857	-	-	14		8,857
8	2,963	-	-	-	-	-	-	8	2,963	8	2,963	-	-	8		2,963
534	126,545	48	17,738	13	3,918	61	21,656	595	148,201	8,951	3,494,995	1,610	553,004	10,561		4,047,999
8	1,383	-	-	-	-	-	-	8	1,383	526	102,905	-	-	526		102,905
-	-	-	-	-	-	-	-	-	-	67	45,887	-	-	67		45,887
-	-	-	-	-	-	-	-	-	-	28	31,880	-	-	28		31,880
1	13,343	-	-	-	-	-	-	1	13,343	5	14,911	-	-	5		14,911
-	-	-	-	-	-	-	-	-	-	55	74,152	-	-	55		74,152
-	-	-	-	-	-	-	-	-	-	1	1,067	-	-	1		1,067
-	-	-	-	-	-	-	-	-	-	2	886	-	-	2		886
1	202	-	-	1	390	1	390	2	592	3	996	1	390	4		1,386
-	-	-	-	-	-	-	-	-	-	23	18,815	-	-	23		18,815
-	-	-	-	-	-	-	-	-	-	2	1,631	-	-	2		1,631
4	651	-	-	-	-	-	-	4	651	7	3,571	-	-	7		3,571
1	648	-	-	-	-	-	-	1	648	3	1,551	1	642	4		2,193
18	8,232	-	-	-	-	-	-	18	8,232	25	13,823	-	-	25		13,823
1	13	-	-	-	-	-	-	1	13	15	11,160	-	-	15		11,160
-	-	-	-	-	-	-	-	-	-	6	5,237	-	-	6		5,237
34	24,472	-	-	1	390	1	390	35	24,862	768	328,472	2	1,032	770		329,504
568	151,017	48	17,738	14	4,308	62	22,046	630	173,063	9,719	3,823,467	1,612	554,036	11,331		4,377,503

TOTAL TO FOREIGN COUNTRIES.

BRITISH POSSESSIONS.

Channel Islands.
Gibraltar.
Malta.
North American Provinces :
Newfoundland.
Canada.
New Brunswick.
British West Indies :
Bermudas.
Bahamas.
Jamaica.
Barbadoes.
Australia and New Zealand.
Hong Kong.
East Indies.
Cape of Good Hope.
St. Helena.

TOTAL TO BRITISH POSSESSIONS.

TOTAL TO FOREIGN COUNTRIES AND BRITISH POSSESSIONS.

GENERAL SHIPPING.
(STEAM VESSELS ONLY.)
OF EACH NATION.

444

YEAR 1865.

No. 51.

NUMBER and TONNAGE of STEAM VESSELS, of EACH NATION, ENTERED and CLEARED, with CARGOES and in BALLAST, at PORTS in the UNITED KINGDOM.

NATIONALITY OF VESSELS.	WITH CARGOES.		IN BALLAST, or with PASSENGERS only.		TOTAL.	
	Vessels.	Tons.	Vessels.	Tons.	Vessels.	Tons.
ENTERED.						
British : United Kingdom and its Dependencies	9,426	3,678,344	961	363,606	10,387	4,041,950
Russian	15	17,125	-	-	15	17,125
Swedish	41	16,481	-	-	41	16,481
Norwegian	17	6,341	-	-	17	6,341
Danish	32	10,809	-	-	32	10,809
Prussian	42	12,963	-	-	42	12,963
Hanoverian	1	80	-	-	1	80
Hamburg	119	76,390	53	24,059	172	100,449
Bremen	150	103,826	1	439	151	104,265
Lubeck	6	2,275	-	-	6	2,275
Dutch	265	80,387	2	741	267	81,128
Belgian	517	82,976	-	-	517	82,976
French	368	79,119	23	5,542	391	84,661
Spanish	118	53,729	2	643	120	54,372
Portuguese	18	6,683	1	412	19	7,095
Egyptian	-	-	1	1,700	1	1,700
American (U.S.)	1	400	1	269	2	669
TOTAL ENTERED	11,136	4,227,928	1,045	397,411	12,181	4,625,339
CLEARED.						
British : United Kingdom and its Dependencies	9,151	3,672,450	568	151,017	9,719	3,823,467
Russian	15	17,564	1	30	16	17,594
Swedish	39	15,915	1	125	40	16,070
Norwegian	19	6,857	-	-	19	6,857
Danish	33	10,623	1	23	34	10,646
Prussian	39	12,360	1	372	40	12,732
Oldenburg	1	697	-	-	1	697
Hamburg	164	93,881	4	5,840	168	99,721
Bremen	135	98,046	-	-	135	98,046
Lubeck	6	2,447	-	-	6	2,447
Dutch	252	77,539	9	3,508	261	81,047
Belgian	549	86,361	-	-	549	86,361
French	156	45,859	23	6,132	179	51,991
Spanish	124	56,576	5	1,038	129	57,614
Portuguese	15	6,799	4	950	19	6,749
Italian :						
Sardinian	1	134	4	987	5	1,121
Austrian	-	-	1	1,311	1	1,311
Greek	1	277	-	-	1	277
Turkish	1	1,025	3	619	4	1,644
Egyptian	-	-	3	511	3	511
American (U.S.)	-	-	1	390	1	390
Chilian	-	-	1	210	1	210
TOTAL CLEARED	10,701	4,204,440	630	173,063	11,331	4,377,503
TOTAL ENTERED AND CLEARED.						
British : United Kingdom and its Dependencies	18,577	7,350,794	1,529	514,623	20,106	7,865,417
Russian	30	34,689	1	30	31	34,719
Swedish	80	32,426	1	125	81	32,551
Norwegian	36	13,198	-	-	36	13,198
Danish	65	21,432	1	23	66	21,455
Prussian	81	25,323	1	372	82	25,695
Hanoverian	1	80	-	-	1	80
Oldenburg	1	697	-	-	1	697
Hamburg	283	170,271	57	29,899	340	200,170
Bremen	285	201,872	1	439	286	202,311
Lubeck	12	4,722	-	-	12	4,722
Dutch	517	157,926	11	4,249	528	162,175
Belgian	1,066	169,337	-	-	1,066	169,337
French	524	124,978	46	11,674	570	136,652
Spanish	242	110,305	7	1,681	249	111,986
Portuguese	33	12,482	5	1,362	38	13,844
Italian :						
Sardinian	1	134	4	987	5	1,121
Austrian	-	-	1	1,311	1	1,311
Greek	1	277	-	-	1	277
Turkish	1	1,025	3	619	4	1,644
Egyptian	-	-	4	2,211	4	2,211
American (U.S.)	1	400	2	659	3	1,059
Chilian	-	-	1	210	1	210
TOTAL ENTERED AND CLEARED	21,837	8,432,368	1,675	570,474	23,512	9,002,842

No. 52.

NUMBER and TONNAGE of BRITISH and FOREIGN STEAM VESSELS, ENTERED and CLEARED, with CARGOES and in BALLAST, from and to VARIOUS COUNTRIES, at EACH of the PRINCIPAL PORTS, in the UNITED KINGDOM.

No. 52.

NUMBER and TONNAGE of BRITISH and FOREIGN STEAM VESSELS, ENTERED and CLEARED, with CARGOES and

PORTS.	COUNTRIES WHENCE ARRIVED.	ENTERED.																	
		BRITISH.						FOREIGN.						TOTAL.					
		With Cargoes.		In Ballast.		Total.		With Cargoes.		In Ballast.		Total.		With Cargoes.		In Ballast.		Total.	
		Ves- sels.	Tons.	Ves- sels.	Tons.	Ves- sels.	Tons.	Ves- sels.	Tons.	Ves- sels.	Tons.	Ves- sels.	Tons.	Ves- sels.	Tons.	Ves- sels.	Tons.	Ves- sels.	Tons.
IN ENGLAND.	FOREIGN.																		
	Russia :																		
	Baltic Ports - - - -	91	48,201	—	—	91	48,201	1	574	—	—	1	574	92	48,775	—	—	92	48,775
	White Sea and Arctic Ocean - -	3	2,378	—	—	3	2,378	—	—	—	—	—	—	3	2,378	—	—	3	2,378
	Black Sea and Sea of Azof - -	16	14,765	—	—	16	14,765	12	14,898	—	—	12	14,898	28	29,663	—	—	28	29,663
	Sweden :																		
	Ports within the Baltic - - -	10	3,379	—	—	10	3,379	3	1,031	—	—	3	1,031	13	4,410	—	—	13	4,410
	Ports without the Baltic - - -	40	19,151	—	—	40	19,151	42	16,989	—	—	42	16,989	82	36,140	—	—	82	36,140
	Norway - - - - -	26	6,519	—	—	26	6,519	—	—	—	—	—	—	26	6,519	—	—	26	6,519
	Denmark - - - - -	8	2,804	1	360	9	3,164	7	2,607	—	—	7	2,607	15	5,411	1	360	16	5,771
	Iceland - - - - -	—	—	1	412	1	412	—	—	—	—	—	—	—	—	1	412	1	412
	Schleswig, Holstein, and } Lauenburg - - - - -	96	55,614	—	—	96	55,614	—	—	—	—	—	—	96	55,614	—	—	96	55,614
	Prussia - - - - -	65	27,686	—	—	65	27,686	18	6,188	—	—	18	6,188	83	33,874	—	—	83	33,874
	Mecklenburg - - - - -	—	—	—	—	—	—	1	551	—	—	1	551	1	551	—	—	1	551
	Hanover - - - - -	16	4,400	—	—	16	4,400	—	—	—	—	—	—	16	4,400	—	—	16	4,400
	Hanse Towns - - - - -	216	88,111	—	—	216	88,111	115	49,013	1	551	116	49,564	331	137,124	1	551	332	137,675
	Holland - - - - -	522	208,973	4	1,157	526	210,130	139	49,483	—	—	139	49,483	661	258,456	4	1,157	665	259,613
	Belgium - - - - -	265	77,754	—	—	265	77,754	117	35,807	—	—	117	35,807	382	113,561	—	—	382	113,561
	France :																		
	Ports without the Mediterranean	761	190,775	18	4,241	779	195,016	64	13,954	15	3,119	79	17,073	825	204,729	33	7,360	858	212,089
	Ports within the Mediterranean	10	2,962	—	—	10	2,962	—	—	—	—	—	—	10	2,962	—	—	10	2,962
	Portugal :																		
	Portugal Proper - - - - -	40	17,920	—	—	40	17,920	7	2,351	—	—	7	2,351	47	20,271	—	—	47	20,271
	Madeira - - - - -	1	623	—	—	1	623	9	3,528	—	—	9	3,528	10	4,151	—	—	10	4,151
	Spain :																		
	Ports without the Mediterranean	19	9,751	—	—	19	9,751	23	8,325	—	—	23	8,325	42	18,076	—	—	42	18,076
	Ports within the Mediterranean	31	12,291	—	—	31	12,291	16	6,872	—	—	16	6,872	47	19,163	—	—	47	19,163
	Canaries - - - - -	1	474	—	—	1	474	1	397	—	—	1	397	2	871	—	—	2	871
	Italy - - - - -	45	24,171	—	—	45	24,171	—	—	—	—	—	—	45	24,171	—	—	45	24,171
	Austrian Territories - - - - -	12	6,700	—	—	12	6,700	—	—	—	—	—	—	12	6,700	—	—	12	6,700
	Greece - - - - -	25	14,058	—	—	25	14,058	—	—	—	—	—	—	25	14,058	—	—	25	14,058
	Ionian Islands - - - - -	5	3,113	—	—	5	3,113	—	—	—	—	—	—	5	3,113	—	—	5	3,113
	Turkey - - - - -	7	8,103	—	—	7	8,103	—	—	—	—	—	—	7	8,103	—	—	7	8,103
	Wallachia and Moldavia - - - -	1	230	—	—	1	230	—	—	—	—	—	—	1	230	—	—	1	230
	Egypt - - - - -	8	6,819	—	—	8	6,819	—	—	1	1,700	1	1,700	8	6,819	1	1,700	9	8,519
	United States of America :																		
	Atlantic Ports, Northern - - -	5	8,450	—	—	5	8,450	1	400	—	—	1	400	6	8,850	—	—	6	8,850
	Cuba - - - - -	—	—	1	163	1	163	—	—	—	—	—	—	—	—	1	163	1	163
	Mexico - - - - -	—	—	1	1,623	1	1,623	—	—	—	—	—	—	—	—	1	1,623	1	1,623
	China - - - - -	1	1,062	—	—	1	1,062	—	—	—	—	—	—	1	1,062	—	—	1	1,062
	TOTAL - - - - -	2,346	867,237	26	7,956	2,372	875,193	576	212,968	17	5,370	593	218,338	2,922	1,080,205	43	13,326	2,965	1,093,531
	BRITISH POSSESSIONS.																		
	Channel Islands - - - - -	22	5,014	—	—	22	5,014	—	—	—	—	—	—	22	5,014	—	—	22	5,014
	Gibraltar - - - - -	37	23,514	—	—	37	23,514	—	—	—	—	—	—	37	23,514	—	—	37	23,514
	Malta and Gozo - - - - -	4	2,864	—	—	4	2,864	—	—	—	—	—	—	4	2,864	—	—	4	2,864
	Cape of Good Hope - - - - -	5	5,441	—	—	5	5,441	1	240	—	—	1	240	6	5,681	—	—	6	5,681
	Natal - - - - -	1	623	—	—	1	623	—	—	—	—	—	—	1	623	—	—	1	623
	East Indies - - - - -	2	3,125	—	—	2	3,125	—	—	—	—	—	—	2	3,125	—	—	2	3,125
	Australian Colonies - - - - -	7	8,018	—	—	7	8,018	—	—	—	—	—	—	7	8,018	—	—	7	8,018
	North American Colonies - - - -	11	12,743	2	893	13	13,636	—	—	—	—	—	—	11	12,743	2	893	13	13,636
	West Indies - - - - -	2	763	6	1,907	8	2,670	—	—	—	—	—	—	2	763	6	1,907	8	2,670
	TOTAL - - - - -	91	62,105	8	2,800	99	64,905	1	240	—	—	1	240	92	62,345	8	2,800	100	65,145
	TOTAL - - - - -	2,437	929,342	34	10,756	2,471	940,098	577	213,208	17	5,370	594	218,578	3,014	1,142,550	51	16,126	3,065	1,158,676

in BALLAST, from and to VARIOUS COUNTRIES, at EACH of the PRINCIPAL PORTS, in the UNITED KINGDOM.

PORTS.	COUNTRIES TO WHICH DEPARTED.	CLEARED.																	
		BRITISH.						FOREIGN.						TOTAL.					
		With Cargoes.		In Ballast.		Total.		With Cargoes.		In Ballast.		Total.		With Cargoes.		In Ballast.		Total.	
		Ves-sels.	Tons.	Ves-sels.	Tons.	Ves-sels.	Tons.	Ves-sels.	Tons.	Ves-sels.	Tons.	Ves-sels.	Tons.	Ves-sels.	Tons.	Ves-sels.	Tons.	Ves-sels.	Tons.
IN ENGLAND.	FOREIGN.																		
	Russia :																		
	Baltic Ports - - - -	44	23,247	—	—	44	23,247	—	—	—	—	—	—	44	23,247	—	—	44	23,247
	Black Sea and Sea of Azof -	15	13,088	—	—	15	13,088	13	17,141	—	—	13	17,141	28	30,229	—	—	28	30,229
	Sweden :																		
	Ports within the Baltic - -	7	2,482	—	—	7	2,482	1	106	—	—	1	106	8	2,588	—	—	8	2,588
	Ports without the Baltic - -	11	5,073	—	—	11	5,073	38	15,839	—	—	38	15,839	49	20,912	—	—	49	20,912
	Norway - - - - -	21	5,307	—	—	21	5,307	1	261	—	—	1	261	22	5,568	—	—	22	5,568
	Denmark - - - - -	8	3,310	—	—	8	3,310	2	776	—	—	2	776	10	4,086	—	—	10	4,086
	Schleswig, Holstein, and } Lauenburg - - - - -	—	—	1	370	1	370	—	—	—	—	—	—	—	—	1	370	1	370
	Prussia - - - - -	66	27,355	—	—	66	27,355	21	7,260	—	—	21	7,260	87	34,615	—	—	87	34,615
	Mecklenburg - - - - -	3	660	—	—	3	660	—	—	—	—	—	—	3	660	—	—	3	660
	Hanover - - - - -	42	11,788	—	—	42	11,788	—	—	—	—	—	—	42	11,788	—	—	42	11,788
	Hanse Towns - - - - -	151	64,808	2	769	153	65,577	103	44,259	—	—	103	44,259	254	109,067	2	769	256	109,836
	Holland - - - - -	323	115,579	1	385	324	115,964	139	49,674	4	1,469	143	51,143	462	165,253	5	1,854	467	167,107
	Java - - - - -	—	—	1	622	1	622	—	—	—	—	—	—	—	—	1	622	1	622
	Belgium - - - - -	245	68,375	—	—	245	68,375	104	32,706	—	—	104	32,706	349	101,081	—	—	349	101,081
	France :																		
	Ports without the Mediterranean	715	172,726	4	1,137	719	173,863	77	16,633	—	—	77	16,633	792	189,359	4	1,137	796	190,496
	Ports within the Mediterranean	6	1,722	—	—	6	1,722	—	—	—	—	—	—	6	1,722	—	—	6	1,722
	Portugal :																		
	Portugal Proper - - - - -	32	14,257	3	1,309	35	15,566	9	3,447	—	—	9	3,447	41	17,704	3	1,309	44	19,013
	Madeira - - - - -	—	—	—	—	—	—	6	2,352	—	—	6	2,352	6	2,352	—	—	6	2,352
	Spain :																		
	Ports without the Mediterranean	13	8,813	2	1,397	15	10,210	23	10,553	—	—	23	10,553	41	19,366	2	1,397	43	20,763
	Ports within the Mediterranean	—	—	5	2,202	5	2,202	15	6,245	—	—	15	6,245	15	6,245	5	2,202	20	8,447
	Canaries - - - - -	5	1,902	—	—	5	1,902	1	270	—	—	1	270	6	2,172	—	—	6	2,172
	Italy - - - - -	49	27,386	1	48	50	27,434	—	—	—	—	—	—	49	27,386	1	48	50	27,434
	Papal States - - - - -	10	5,761	—	—	10	5,761	—	—	—	—	—	—	10	5,761	—	—	11	5,761
	Austrian Territories - - - -	2	1,007	—	—	2	1,007	—	—	—	—	—	—	2	1,007	—	—	2	1,007
	Greece - - - - -	4	2,480	3	1,747	7	4,227	—	—	—	—	—	—	4	2,480	3	1,747	7	4,227
	Ionian Islands - - - - -	—	—	4	2,192	4	2,192	—	—	—	—	—	—	—	—	4	2,192	4	2,192
	Turkey - - - - -	4	4,355	—	—	4	4,355	—	—	—	—	—	—	4	4,355	—	—	4	4,355
	Egypt - - - - -	20	18,075	1	64	21	18,139	—	—	—	—	—	—	20	18,075	1	64	21	18,139
Morocco - - - - -	2	831	—	—	2	831	—	—	—	—	—	—	2	831	—	—	2	831	
United States of America :																			
Atlantic Ports, Northern	10	16,036	—	—	10	16,036	—	—	—	—	—	—	10	16,036	—	—	10	16,036	
Cuba - - - - -	1	176	—	—	1	176	—	—	—	—	—	—	1	176	—	—	1	176	
Buenos Ayres - - - - -	—	—	2	911	2	911	—	—	—	—	—	—	—	—	2	911	2	911	
Japan - - - - -	1	710	—	—	1	710	—	—	—	—	—	—	1	710	—	—	1	710	
TOTAL - - - - -	1,810	617,309	30	13,153	1,840	630,462	558	207,522	4	1,469	562	208,991	2,638	824,831	34	14,622	2,402	839,453	
	BRITISH POSSESSIONS.																		
Channel Islands - - - - -	23	5,551	—	—	23	5,551	—	—	—	—	—	—	23	5,551	—	—	23	5,551	
Gibraltar - - - - -	28	18,196	—	—	28	18,196	—	—	—	—	—	—	28	18,196	—	—	28	18,196	
Malta and Gozo - - - - -	3	2,195	—	—	3	2,195	—	—	—	—	—	—	3	2,195	—	—	3	2,195	
St. Helena - - - - -	6	5,237	—	—	6	5,237	—	—	—	—	—	—	6	5,237	—	—	6	5,237	
East Indies - - - - -	—	—	3	448	3	448	—	—	—	—	—	—	—	—	3	448	3	448	
Australian Colonies - - - -	3	2,920	1	77	4	2,997	—	—	—	—	—	—	3	2,920	1	77	4	2,997	
North American Colonies - -	9	10,511	—	—	9	10,511	—	—	—	—	—	—	9	10,511	—	—	9	10,511	
West Indies - - - - -	1	455	—	—	1	455	—	—	—	—	—	—	1	445	—	—	1	445	
TOTAL - - - - -	73	45,065	4	525	77	45,590	—	—	—	—	—	—	73	45,065	4	525	77	45,590	
TOTAL - - - - -	1,883	662,374	34	13,678	1,917	676,052	558	207,522	4	1,469	562	208,991	2,441	869,896	38	15,147	2,479	885,043	

GENERAL SHIPPING.
(STEAM VESSELS ONLY.)
AT PRINCIPAL PORTS.

448

YEAR 1865.

No. 52.—Continued.

NUMBER and TONNAGE of BRITISH and FOREIGN STEAM VESSELS, ENTERED and CLEARED, with CARGOES and

PORTS.	COUNTRIES WHENCE ARRIVED.	ENTERED.																	
		BRITISH.						FOREIGN.						TOTAL.					
		With Cargoes.		In Ballast.		Total.		With Cargoes.		In Ballast.		Total.		With Cargoes.		In Ballast.		Total.	
		Ves- sels.	Tons.	Ves- sels.	Tons.	Ves- sels.	Tons.	Ves- sels.	Tons.	Ves- sels.	Tons.	Ves- sels.	Tons.	Ves- sels.	Tons.	Ves- sels.	Tons.	Ves- sels.	Tons.
IN ENGLAND.	FOREIGN.																		
	Prussia - - - - -	2	1,114	—	—	2	1,114	—	—	—	—	—	—	2	1,114	—	—	2	1,114
	Hanse Towns - - - -	1	268	—	—	1	268	—	—	—	—	—	—	1	268	—	—	1	268
	Holland - - - - -	51	21,411	—	—	51	21,411	—	—	—	—	—	—	51	21,411	—	—	51	21,411
	Belgium - - - - -	2	1,719	—	—	2	1,719	—	—	—	—	—	—	2	1,719	—	—	2	1,719
	France: Ports without the Mediterranean	150	73,078	5	1,739	155	74,817	2	555	—	—	2	555	152	73,633	5	1,739	157	75,372
	Portugal Proper - - -	68	29,398	1	879	69	30,277	3	1,887	—	—	3	1,887	71	31,285	1	879	72	32,164
	Spain: Ports without the Mediterranean	13	4,336	—	—	13	4,336	25	13,008	—	—	25	13,008	38	17,344	—	—	38	17,344
	Ports within the Mediterranean	13	4,915	1	195	14	5,110	37	19,330	—	—	37	19,330	50	24,245	1	195	51	24,440
	Italy - - - - -	65	50,263	—	—	65	50,263	—	—	—	—	—	—	65	50,263	—	—	65	50,263
	Austrian Territories -	29	31,550	—	—	29	31,550	—	—	—	—	—	—	29	31,550	—	—	29	31,550
	Greece - - - - -	7	5,144	—	—	7	5,144	—	—	—	—	—	—	7	5,144	—	—	7	5,144
	Turkey - - - - -	67	71,928	—	—	67	71,928	—	—	—	—	—	—	67	71,928	—	—	67	71,928
	Syria - - - - -	1	1,212	—	—	1	1,212	—	—	—	—	—	—	1	1,212	—	—	1	1,212
	Egypt - - - - -	183	199,297	—	—	183	199,297	4	1,843	—	—	4	1,843	187	201,140	—	—	187	201,140
	United States of America: Atlantic Ports, Northern	227	355,225	1	205	228	355,430	—	—	—	—	—	—	227	355,225	1	205	228	355,430
	“ Southern	2	2,361	—	—	2	2,361	—	—	—	—	—	—	2	2,361	—	—	2	2,361
	Cuba and Foreign West Indies	8	8,702	1	1,366	9	10,069	1	130	—	—	1	130	9	8,833	1	1,366	10	10,199
	Mexico - - - - -	8	7,110	—	—	8	7,110	—	—	—	—	—	—	8	7,110	—	—	8	7,110
	LIVERPOOL	New Granada - - - -	4	3,507	—	—	4	3,507	—	—	—	—	—	4	3,507	—	—	4	3,507
	Venezuela - - - - -	2	954	—	—	2	954	—	—	—	—	—	—	2	954	—	—	2	954
	Brazil - - - - -	19	13,946	—	—	19	13,946	—	—	—	—	—	—	19	13,946	—	—	19	13,946
	Monte Video - - - -	4	3,308	—	—	4	3,308	1	260	—	—	1	260	5	3,568	—	—	5	3,568
	Buenos Ayres - - - -	14	14,429	—	—	14	14,429	—	—	—	—	—	—	14	14,429	—	—	14	14,429
	Peru - - - - -	—	—	1	232	1	232	—	—	—	—	—	—	—	—	1	232	1	232
	West Coast of Africa, Foreign Possessions	12	8,095	—	—	12	8,095	—	—	—	—	—	—	12	8,095	—	—	12	8,095
		952	913,271	10	4,616	962	917,887	73	37,013	—	—	73	37,013	1,025	950,284	10	4,616	1,035	954,900
	BRITISH POSSESSIONS.																		
	Gibraltar - - - - -	4	3,024	—	—	4	3,024	—	—	—	—	—	4	3,024	—	—	4	3,024	
	Malta and Gozo - - -	3	1,513	—	—	3	1,513	—	—	—	—	—	3	1,513	—	—	3	1,513	
	East Indies - - - - -	3	3,227	—	—	3	3,227	—	—	—	—	—	3	3,227	—	—	3	3,227	
	Australian Colonies -	2	3,584	—	—	2	3,584	—	—	—	—	—	2	3,584	—	—	2	3,584	
	North American Colonies	31	44,593	1	616	32	45,209	—	—	—	—	—	31	44,593	1	616	32	45,209	
	West Indies - - - - -	34	26,451	7	3,133	41	29,584	—	—	1	269	1	269	34	26,451	8	3,402	42	29,853
		77	82,392	8	3,749	85	86,141	—	—	1	269	1	269	77	82,392	9	4,018	86	86,410
	TOTAL - - - - -	1,029	995,663	18	8,365	1,047	1,004,023	73	37,013	1	269	74	37,282	1,102	1,032,676	19	8,634	1,121	1,041,310

in BALLAST, from and to VARIOUS COUNTRIES, at EACH of the PRINCIPAL PORTS, in the UNITED KINGDOM.

PORTS.	COUNTRIES TO WHICH DEPARTED.	CLEARED.																	
		BRITISH.						FOREIGN.						TOTAL.					
		With Cargoes.		In Ballast.		Total.		With Cargoes.		In Ballast.		Total.		With Cargoes.		In Ballast.		Total.	
		Ves-sels.	Tons.	Ves-sels.	Tons.	Ves-sels.	Tons.	Ves-sels.	Tons.	Ves-sels.	Tons.	Ves-sels.	Tons.	Ves-sels.	Tons.	Ves-sels.	Tons.	Ves-sels.	Tons.
IN ENGLAND.	FOREIGN.																		
	Russia : Baltic Ports - - - -	1	898	—	—	1	898	—	—	—	—	—	—	1	898	—	—	1	898
	White Sea and Arctic Ocean -	—	—	1	677	1	677	—	—	—	—	—	—	—	—	1	677	1	677
	Sweden : Ports without the Baltic -	1	464	—	—	1	464	—	—	—	—	—	—	1	464	—	—	1	464
	Prussia - - - -	4	2,289	—	—	4	2,289	—	—	—	—	—	—	4	2,289	—	—	4	2,289
	Holland - - - -	51	21,431	—	—	51	21,431	1	662	—	—	1	662	52	22,093	—	—	52	22,093
	Java - - - -	1	185	—	—	1	185	—	—	—	—	—	—	1	185	—	—	1	185
	Belgium - - - -	2	1,821	—	—	2	1,821	—	—	—	—	—	—	2	1,821	—	—	2	1,821
	France : Ports without the Mediterranean	143	73,930	—	—	143	73,930	1	111	1	566	2	677	144	74,041	1	566	145	74,607
	Portugal Proper - - -	50	21,116	1	32	51	21,148	—	—	—	—	—	—	50	21,116	1	32	51	21,148
	Spain : Ports without the Mediterranean	7	2,820	—	—	7	2,820	15	7,679	—	—	15	7,679	22	10,499	—	—	22	10,499
	Ports within the Mediterranean	2	1,493	—	—	2	1,493	50	26,708	—	—	50	26,708	52	28,201	—	—	52	28,201
	Italy - - - -	41	45,973	—	—	41	45,973	—	—	—	—	—	—	41	45,973	—	—	41	45,973
	Austrian Territories - -	20	22,382	—	—	20	22,382	—	—	—	—	—	—	20	22,382	—	—	20	22,382
	Turkey - - - -	64	75,776	—	—	64	75,776	1	1,025	—	—	1	1,025	65	76,801	—	—	65	76,801
	Egypt - - - -	89	87,886	3	5,899	92	93,785	—	—	1	349	1	349	89	87,886	4	6,248	93	94,134
	United States of America : Atlantic Ports, Northern	227	349,453	1	1,494	228	350,947	—	—	—	—	—	—	227	349,453	1	1,494	228	350,947
	„ Southern	3	2,616	—	—	3	2,616	—	—	—	—	—	—	3	2,616	—	—	3	2,616
	LIVERPOOL Foreign West Indies - -	14	13,728	—	—	14	13,728	—	—	—	—	—	—	14	13,728	—	—	14	13,728
	Mexico - - - -	2	1,803	—	—	2	1,803	—	—	—	—	—	—	2	1,803	—	—	2	1,803
	New Granada - - - -	1	1,284	—	—	1	1,284	—	—	—	—	—	—	1	1,284	—	—	1	1,284
	Venezuela - - - -	1	724	—	—	1	724	—	—	—	—	—	—	1	724	—	—	1	724
Brazil - - - -	27	20,419	—	—	27	20,419	—	—	—	—	—	—	27	20,419	—	—	27	20,419	
Monte Video - - - -	6	5,297	—	—	6	5,297	—	—	—	—	—	—	6	5,297	—	—	6	5,297	
Buenos Ayres - - - -	5	3,330	—	—	5	3,330	—	—	—	—	—	—	5	3,330	—	—	5	3,330	
Chili - - - -	1	558	—	—	1	558	—	—	—	—	—	—	1	558	—	—	1	558	
China - - - -	1	524	—	—	1	524	—	—	—	—	—	—	1	524	—	—	1	524	
West Coast of Africa, Foreign Possessions	13	8,745	—	—	13	8,745	—	—	—	—	—	—	13	8,745	—	—	13	8,745	
	777	766,945	6	8,102	783	775,047	68	36,185	2	915	70	37,100	845	803,130	8	9,017	853	812,147	
	BRITISH POSSESSIONS.																		
Gibraltar - - - -	13	14,593	—	—	13	14,593	—	—	—	—	—	—	13	14,593	—	—	13	14,593	
Malta and Gozo - - - -	12	15,227	—	—	12	15,227	—	—	—	—	—	—	12	15,227	—	—	12	15,227	
East Indies - - - -	2	1,214	—	—	2	1,214	—	—	—	—	—	—	2	1,214	—	—	2	1,214	
North American Colonies -	33	48,150	—	—	33	48,150	—	—	—	—	—	—	33	48,150	—	—	33	48,150	
West Indies - - - -	26	20,877	—	—	26	20,877	—	—	—	—	—	—	26	20,877	—	—	26	20,877	
	86	100,061	—	—	86	100,061	—	—	—	—	—	—	86	100,061	—	—	86	100,061	
TOTAL - - - -	863	867,006	6	8,102	869	875,108	68	36,185	2	915	70	37,100	931	903,191	8	9,017	939	912,208	

GENERAL SHIPPING.
(STEAM VESSELS ONLY.)
AT PRINCIPAL PORTS.

450

YEAR 1865.

No. 52.—Continued.

NUMBER and TONNAGE of BRITISH and FOREIGN STEAM VESSELS, ENTERED and CLEARED, with CARGOES and

PORTS.	COUNTRIES WHENCE ARRIVED.	ENTERED.																		
		BRITISH.						FOREIGN.						TOTAL.						
		With Cargoes.		In Ballast.		Total.		With Cargoes.		In Ballast.		Total.		With Cargoes.		In Ballast.		Total.		
		Ves- sels.	Tons.	Ves- sels.	Tons.	Ves- sels.	Tons.	Ves- sels.	Tons.	Ves- sels.	Tons.	Ves- sels.	Tons.	Ves- sels.	Tons.	Ves- sels.	Tons.	Ves- sels.	Tons.	
IN ENGLAND.	FOREIGN.																			
	Russia :																			
	Baltic Ports - -	105	69,899	—	—	105	69,899	1	574	—	—	1	574	106	70,473	—	—	106	70,473	
	Sweden :																			
	Ports within the Baltic -	8	3,251	—	—	8	3,251	—	—	—	—	—	—	8	3,251	—	—	8	3,251	
	Ports without the Baltic -	39	20,204	—	—	39	20,204	—	—	—	—	—	—	39	20,204	—	—	39	20,204	
	Norway - - - -	18	6,065	—	—	18	6,065	17	6,341	—	—	17	6,341	35	12,406	—	—	35	12,406	
	Denmark - - - -	1	321	—	—	1	321	1	388	—	—	1	388	2	709	—	—	2	709	
	Prussia - - - -	106	49,561	—	—	106	49,561	27	9,252	—	—	27	9,252	133	58,813	—	—	133	58,813	
	Hanover - - - -	15	4,010	1	158	16	4,168	—	—	—	—	—	—	15	4,010	1	158	16	4,168	
	Hanse Towns - - -	159	69,554	—	—	159	69,554	104	47,165	1	499	105	47,604	263	116,719	1	499	264	117,158	
	HULL - - - -	Holland - - - -	319	86,718	7	1,911	326	88,629	25	4,902	1	280	26	5,182	344	91,620	8	2,191	352	93,811
	Belgium - - - -	113	40,056	1	461	114	40,517	—	—	—	—	—	—	113	40,056	1	461	114	40,517	
	France :																			
	Ports without the Mediterranean	171	47,154	4	980	175	48,134	—	—	—	—	—	—	171	47,154	4	980	175	48,134	
	Portugal Proper - -	—	—	4	3,208	4	3,208	—	—	1	412	1	412	—	—	5	3,620	5	3,620	
	Spain :																			
Ports within the Mediterranean	6	3,097	—	—	6	3,097	1	441	—	—	1	441	7	3,538	—	—	7	3,538		
Egypt - - - -	5	3,633	—	—	5	3,633	—	—	—	—	—	—	5	3,633	—	—	5	3,633		
Whale Fisheries, Northern	1	292	—	—	1	292	—	—	—	—	—	—	1	292	—	—	1	292		
TOTAL - - - -	1,066	403,815	17	6,718	1,083	410,533	176	69,063	3	1,131	179	70,194	1,242	472,878	20	7,849	1,262	480,727		
BRISTOL - - - -	FOREIGN.																			
	Holland - - - -	—	—	—	—	—	—	17	3,127	—	—	17	3,127	17	3,127	—	—	17	3,127	
	France :																			
	Ports without the Mediterranean	28	5,351	—	—	28	5,351	—	—	—	—	—	—	28	5,351	—	—	28	5,351	
	Portugal Proper - -	1	257	—	—	1	257	—	—	—	—	—	—	1	257	—	—	1	257	
	Italy - - - -	8	3,527	—	—	8	3,527	—	—	—	—	—	—	8	3,527	—	—	8	3,527	
Turkey - - - -	1	1,277	—	—	1	1,277	—	—	—	—	—	—	1	1,277	—	—	1	1,277		
TOTAL - - - -	38	10,412	—	—	38	10,412	17	3,127	—	—	17	3,127	55	13,539	—	—	55	13,539		

in BALLAST, from and to VARIOUS COUNTRIES, at EACH of the PRINCIPAL PORTS, in the UNITED KINGDOM.

PORTS.	COUNTRIES TO WHICH DEPARTED.	CLEARED.																	
		BRITISH.						FOREIGN.						TOTAL.					
		With Cargoes.		In Ballast.		Total.		With Cargoes.		In Ballast.		Total.		With Cargoes.		In Ballast.		Total.	
		Ves-sels.	Tons.	Ves-sels.	Tons.	Ves-sels.	Tons.	Ves-sels.	Tons.	Ves-sels.	Tons.	Ves-sels.	Tons.	Ves-sels.	Tons.	Ves-sels.	Tons.	Ves-sels.	Tons.
IN ENGLAND.	FOREIGN.																		
	Russia :																		
	Baltic Ports - - -	98	63,764	—	—	98	63,764	1	574	—	—	1	574	99	64,338	—	—	99	64,338
	Sweden :																		
	Ports within the Baltic - - -	46	23,401	—	—	46	23,401	—	—	—	—	—	—	46	23,401	—	—	46	23,401
	Norway - - - - -	17	5,491	2	190	19	5,681	43	11,764	—	—	43	11,764	60	17,255	2	190	62	17,445
	Denmark - - - - -	39	14,328	1	415	40	14,743	12	4,638	—	—	12	4,638	51	18,966	1	415	52	19,381
	Prussia - - - - -	55	25,158	7	4,511	62	29,669	14	4,316	—	—	14	4,316	69	29,474	7	4,511	76	33,985
	Hanover - - - - -	15	4,342	—	—	15	4,342	—	—	—	—	—	—	15	4,342	—	—	15	4,342
	Hanse Towns - - - -	159	66,902	—	—	159	66,902	100	45,091	—	—	100	45,091	259	111,993	—	—	259	111,993
	Holland - - - - -	321	88,599	7	1,902	328	90,501	—	—	—	—	—	—	321	88,599	7	1,902	328	90,501
	Belgium - - - - -	114	40,487	—	—	114	40,487	—	—	—	—	—	—	114	40,487	—	—	114	40,487
	France :																		
	Ports without the Mediterranean	175	47,110	1	747	176	47,857	—	—	—	—	—	—	175	47,110	1	747	176	47,857
Portugal Proper - - -	—	—	5	4,364	5	4,364	—	—	2	478	2	478	—	—	7	4,842	7	4,842	
Spain :																			
Ports within the Mediterranean	—	—	2	1,213	2	1,213	—	—	—	—	—	—	—	—	2	1,213	2	1,213	
Egypt - - - - -	3	3,146	—	—	3	3,146	—	—	—	—	—	—	3	3,146	—	—	3	3,146	
Whale Fisheries, Northern	—	—	1	292	1	292	—	—	—	—	—	—	—	—	1	292	1	292	
		1,042	382,728	26	13,034	1,068	396,362	170	66,383	2	478	172	66,861	1,212	449,111	28	14,112	1,240	463,223
	BRITISH POSSESSIONS.																		
	East Indies - - - - -	1	891	—	—	1	891	—	—	—	—	—	—	1	891	—	—	1	891
	TOTAL - - - - -	1,043	383,619	26	13,034	1,069	397,253	170	66,383	2	478	172	66,861	1,213	450,002	28	14,112	1,241	464,114
BRISTOL	FOREIGN.																		
	Holland - - - - -	—	—	—	—	—	—	17	3,127	—	—	17	3,127	17	3,127	—	—	17	3,127
	France :																		
	Ports without the Mediterranean	17	3,693	—	—	17	3,693	—	—	—	—	—	—	17	3,693	—	—	17	3,693
Spain :																			
Ports within the Mediterranean	2	400	—	—	2	400	—	—	—	—	—	—	2	400	—	—	2	400	
	TOTAL - - - - -	19	4,093	—	—	19	4,093	17	3,127	—	—	17	3,127	36	7,220	—	—	36	7,220

GENERAL SHIPPING.
(STEAM VESSELS ONLY.)
AT PRINCIPAL PORTS.

452

YEAR 1865.

No. 52.—Continued.

NUMBER and TONNAGE of BRITISH and FOREIGN STEAM VESSELS, ENTERED and CLEARED, with CARGOES and

PORTS.	COUNTRIES WHENCE ARRIVED	ENTERED.																		
		BRITISH.						FOREIGN.						TOTAL.						
		With Cargoes.		In Ballast.		Total.		With Cargoes.		In Ballast.		Total.		With Cargoes.		In Ballast.		Total.		
		Ves- sels.	Tons.	Ves- sels.	Tons.	Ves- sels.	Tons.	Ves- sels.	Tons.	Ves- sels.	Tons.	Ves- sels.	Tons.	Ves- sels.	Tons.	Ves- sels.	Tons.	Ves- sels.	Tons.	
IN ENGLAND.	FOREIGN.																			
	Russia : Baltic Ports - - -	1	587	—	—	1	587	—	—	—	—	—	—	1	587	—	—	1	587	
	Norway - - - - -	14	5,862	—	—	14	5,862	—	—	—	—	—	—	14	5,862	—	—	14	5,862	
	Denmark - - - - -	10	2,448	—	—	10	2,448	1	399	—	—	1	399	11	2,847	—	—	11	2,847	
	Hanse Towns - - -	76	25,190	85	42,342	161	67,532	—	—	2	771	2	771	76	25,190	87	43,113	163	68,303	
	Holland - - - - -	57	19,768	3	1,016	60	20,784	1	191	—	—	1	191	58	19,959	3	1,016	61	20,975	
	Belgium - - - - -	29	7,270	2	779	31	8,049	—	—	—	—	—	—	29	7,270	2	779	31	8,049	
	France: Ports without the Mediterranean	35	9,648	99	48,411	134	58,059	—	—	—	—	—	—	35	9,648	99	48,411	134	58,059	
	Portugal Proper - - -	3	1,491	—	—	3	1,491	—	—	—	—	—	—	3	1,491	—	—	3	1,491	
	Spain : Ports without the Mediterranean	2	788	—	—	2	788	—	—	—	—	—	—	2	788	—	—	2	788	
	TOTAL - - - - -	227	73,052	189	92,548	416	165,600	2	590	2	771	4	1,361	229	73,642	191	93,319	420	166,961	
NEWCAS- TLE -	FOREIGN.																			
	Hanse Towns - - - -	—	—	—	—	—	—	44	81,131	—	—	44	81,131	44	81,131	—	—	44	81,131	
	France : Ports without the Mediterranean	566	87,617	1	85	567	87,702	—	—	—	—	—	—	566	87,617	1	85	567	87,702	
	Portugal Proper - - -	—	—	—	—	—	—	2	754	—	—	2	754	2	754	—	—	2	754	
	Egypt - - - - -	50	62,994	—	—	50	62,994	—	—	—	—	—	—	50	62,994	—	—	50	62,994	
	Foreign West Indies - - -	28	50,326	—	—	28	50,326	—	—	—	—	—	—	28	50,326	—	—	28	50,326	
	Brazil - - - - -	12	19,829	1	730	13	20,559	—	—	—	—	—	—	12	19,829	1	730	13	20,559	
			656	220,766	2	815	658	221,581	46	81,885	—	—	46	81,885	702	302,651	2	815	704	303,466
		BRITISH POSSESSIONS.																		
		Channel Islands - - -	226	54,983	—	—	226	54,983	—	—	—	—	—	—	226	54,983	—	—	226	54,983
	Cape of Good Hope - - -	11	10,260	—	—	11	10,260	—	—	—	—	—	—	11	10,260	—	—	11	10,260	
		237	65,243	—	—	237	65,243	—	—	—	—	—	—	237	65,243	—	—	237	65,243	
	TOTAL - - - - -	893	286,009	2	815	895	286,824	46	81,885	—	—	46	81,885	939	367,894	2	815	941	368,709	
IN SCOTLAND.	FOREIGN.																			
	Russia: Baltic Ports - - - -	13	13,515	—	—	13	13,515	—	—	—	—	—	—	13	13,515	—	—	13	13,515	
	Denmark - - - - -	46	19,556	1	686	47	20,242	—	—	—	—	—	—	46	19,556	1	686	47	20,242	
	Prussia - - - - -	54	27,840	—	—	54	27,840	2	626	—	—	2	626	56	28,466	—	—	56	28,466	
	Mecklenburg - - - -	—	—	—	—	—	—	1	158	—	—	1	158	1	158	—	—	1	158	
	Hanse Towns - - - -	123	50,875	—	—	123	50,875	—	—	2	770	2	770	123	50,875	2	770	125	51,645	
	Holland - - - - -	74	25,212	1	468	75	25,680	34	10,414	—	—	34	10,414	108	35,626	1	468	109	36,094	
	Belgium - - - - -	35	7,975	1	430	36	8,405	3	885	—	—	3	885	38	8,860	1	430	39	9,290	
	France: Ports without the Mediterranean	40	21,172	—	—	40	21,172	—	—	—	—	—	—	40	21,172	—	—	40	21,172	
		TOTAL - - - - -	385	166,145	3	1,584	388	167,729	40	12,083	2	770	42	12,853	425	178,228	5	2,354	430	180,582
LEITH -																				

No. 52.—Continued.

in BALLAST, from and to VARIOUS COUNTRIES, at EACH of the PRINCIPAL PORTS, in the UNITED KINGDOM.

PORTS.	COUNTRIES TO WHICH DEPARTED.	CLEARED.																	
		BRITISH.						FOREIGN.						TOTAL.					
		With Cargoes.		In Ballast.		Total.		With Cargoes.		In Ballast.		Total.		With Cargoes.		In Ballast.		Total.	
		Ves-sels.	Tons.	Ves-sels.	Tons.	Ves-sels.	Tons.	Ves-sels.	Tons.	Ves-sels.	Tons.	Ves-sels.	Tons.	Ves-sels.	Tons.	Ves-sels.	Tons.	Ves-sels.	Tons.
IN ENGLAND. NEWCASTLE	FOREIGN.																		
	Russia : Baltic Ports - - -	7	4,125	—	—	7	4,125	1	30	—	—	1	30	8	4,155	—	—	8	4,155
	White Sea & Arctic Ocean - - -	—	—	—	—	—	—	—	—	1	30	1	30	—	—	1	30	1	30
	Sweden :																		
	Ports within the Baltic - - -	2	968	—	—	2	968	—	—	—	—	—	—	2	968	—	—	2	968
	Ports without the Baltic - - -	1	777	1	595	2	1,372	—	—	—	—	—	—	1	777	1	595	2	1,372
	Norway - - - - -	14	5,892	—	—	14	5,892	1	255	—	—	1	255	15	6,147	—	—	15	6,147
	Denmark - - - - -	16	5,789	—	—	16	5,789	—	—	—	—	—	—	16	5,789	—	—	16	5,789
	Prussia - - - - -	3	1,883	—	—	3	1,883	1	299	—	—	1	299	4	2,182	—	—	4	2,182
	Hanse Towns - - - - -	174	73,454	—	—	174	73,454	2	771	—	—	2	771	176	74,225	—	—	176	74,225
	Holland - - - - -	59	20,514	—	—	59	20,514	1	191	1	171	2	362	60	20,705	1	171	61	20,876
	Belgium - - - - -	29	7,271	1	994	30	8,265	—	—	—	—	—	—	29	7,271	1	994	30	8,265
	France :																		
	Ports without the Mediterranean	164	71,342	1	239	165	71,581	—	—	—	—	—	—	164	71,342	1	239	165	71,581
	Ports within the Mediterranean	1	544	—	—	1	544	—	—	—	—	—	—	1	544	—	—	1	544
	Portugal : Portugal Proper - - -	4	1,822	—	—	4	1,822	—	—	—	—	—	—	4	1,822	—	—	4	1,822
	Spain :																		
	Ports without the Mediterranean	7	3,261	1	539	8	3,800	—	—	1	96	1	96	7	3,261	2	635	9	3,896
	Ports within the Mediterranean	3	1,394	—	—	3	1,394	—	—	—	—	—	—	3	1,394	—	—	3	1,394
	Italy - - - - -	—	—	—	—	—	—	1	393	—	—	1	393	1	393	—	—	1	393
	Greece - - - - -	—	—	1	547	1	547	—	—	—	—	—	—	—	—	1	547	1	547
	Turkey - - - - -	1	244	—	—	1	244	—	—	1	473	1	473	1	244	1	473	2	717
Egypt - - - - -	8	6,937	1	2,805	9	9,742	—	—	2	162	2	162	8	6,937	3	2,967	11	9,904	
Chili - - - - -	1	662	—	—	1	662	—	—	—	—	—	—	1	662	—	—	1	662	
	494	206,879	6	5,719	500	212,598	7	1,939	6	932	13	2,871	501	208,818	12	6,651	513	215,469	
BRITISH POSSESSIONS.																			
Cape of Good Hope - - -	—	—	1	13	1	13	—	—	—	—	—	—	—	—	1	13	1	13	
Australian Colonies - - -	—	—	2	276	2	276	—	—	—	—	—	—	—	—	2	276	2	276	
	—	—	3	289	3	289	—	—	—	—	—	—	—	—	3	289	3	289	
TOTAL - - - - -	494	206,879	9	6,008	503	212,887	7	1,939	6	932	13	2,871	501	208,818	15	6,940	516	215,758	
SOUTHAMPTON	FOREIGN.																		
	France :																		
	Ports without the Mediterranean	337	59,637	191	22,344	528	81,981	—	—	—	—	—	—	337	59,637	191	22,344	528	81,981
	Portugal : Portugal Proper - - -	—	—	—	—	—	—	—	—	1	389	1	389	—	—	1	389	—	389
	Egypt - - - - -	50	63,539	—	—	50	63,539	—	—	—	—	—	—	50	63,539	—	—	50	63,539
	United States of America :																		
	Atlantic Ports, Northern	—	—	—	—	—	—	44	81,131	—	—	44	81,131	44	81,131	—	—	44	81,131
	Foreign West Indies - - -	26	49,176	1	1,064	27	50,240	—	—	—	—	—	—	26	49,176	1	1,064	27	50,240
	Brazil - - - - -	12	20,402	1	757	13	21,159	—	—	—	—	—	—	12	20,402	1	757	13	21,159
		425	192,754	193	24,165	618	216,919	44	81,131	1	389	45	81,520	469	273,885	194	24,554	663	298,439
	BRITISH POSSESSIONS.																		
	Channel Islands - - - - -	254	60,645	—	—	254	60,645	—	—	—	—	—	—	254	60,645	—	—	254	60,645
	Cape of Good Hope - - -	13	11,080	—	—	13	11,080	—	—	—	—	—	—	13	11,080	—	—	13	11,080
East Indies - - - - -	—	—	3	3,445	3	3,445	—	—	—	—	—	—	—	—	3	3,445	3	3,445	
	267	71,725	3	3,445	270	75,170	—	—	—	—	—	—	267	71,725	3	3,445	270	75,170	
TOTAL - - - - -	692	264,479	196	27,610	888	292,089	44	81,131	1	389	45	81,520	736	345,610	197	27,999	933	373,609	
IN SCOTLAND. LEITH	FOREIGN.																		
	Russia : Baltic Ports - - -	9	10,918	—	—	9	10,918	—	—	—	—	—	—	9	10,918	—	—	9	10,918
	Norway - - - - -	2	637	2	1,112	4	1,749	—	—	—	—	—	—	2	637	2	1,112	4	1,749
	Denmark - - - - -	46	19,849	—	—	46	19,849	—	—	—	—	—	—	46	19,849	—	—	46	19,849
	Prussia - - - - -	54	27,852	1	689	55	28,541	1	338	—	—	1	338	55	28,190	1	689	56	28,879
	Hanse Towns - - - - -	129	52,843	—	—	129	52,843	2	770	—	—	2	770	131	53,613	—	—	131	53,613
	Holland - - - - -	80	28,397	1	178	81	28,575	36	11,004	—	—	36	11,004	116	39,401	1	178	117	39,579
	Belgium - - - - -	36	8,559	—	—	36	8,559	2	590	—	—	2	590	38	9,149	—	—	38	9,149
	France :																		
	Ports without the Mediterranean	38	19,834	1	277	39	20,111	—	—	—	—	—	—	38	19,834	1	277	39	20,111
TOTAL - - - - -	394	168,889	5	2,256	399	171,145	41	12,702	—	—	41	12,702	435	181,591	5	2,256	440	183,847	

PORTS.	COUNTRIES WHENCE ARRIVED.	ENTERED.																		
		BRITISH.						FOREIGN.						TOTAL.						
		With Cargoes.		In Ballast.		Total.		With Cargoes.		In Ballast.		Total.		With Cargoes.		In Ballast.		Total.		
		Ves- sels.	Tons.	Ves- sels.	Tons.	Ves- sels.	Tons.	Ves- sels.	Tons.	Ves- sels.	Tons.	Ves- sels.	Tons.	Ves- sels.	Tons.	Ves- sels.	Tons.	Ves- sels.	Tons.	
IN SCOTLAND. GLASGOW	FOREIGN.																			
	Portugal : Portugal Proper -	5	1,188	—	—	5	1,188	—	—	—	—	—	—	5	1,188	—	—	5	1,188	
	France : Ports without the Mediterranean	10	3,699	1	116	11	3,815	—	—	—	—	—	—	10	3,699	1	116	11	3,815	
	Spain : Ports without the Mediterranean	1	190	—	—	1	190	1	47	—	—	1	47	2	237	—	—	2	237	
	Ports within the Mediterranean	2	364	—	—	2	364	—	—	—	—	—	—	2	364	—	—	2	364	
	Italy	1	441	—	—	1	441	—	—	—	—	—	—	1	441	—	—	1	441	
	United States of America : Atlantic Ports, Northern	20	22,864	—	—	20	22,864	—	—	—	—	—	—	20	22,864	—	—	20	22,864	
	Cuba	1	387	—	—	1	387	—	—	—	—	—	—	1	387	—	—	1	387	
	TOTAL	40	29,133	1	116	41	29,249	1	47	—	—	1	47	41	29,180	1	116	42	29,296	
	BRITISH POSSESSIONS.																			
North American Provinces	17	17,905	—	—	17	17,905	—	—	—	—	—	—	17	17,905	—	—	17	17,905		
TOTAL	57	47,038	1	116	58	47,154	1	47	—	—	1	47	58	47,085	1	116	59	47,201		
GREENOCK	FOREIGN.																			
	France : Ports without the Mediterranean	20	5,319	—	—	20	5,319	—	—	—	—	—	—	20	5,319	—	—	20	5,319	
	Turkey	1	1,451	—	—	1	1,451	—	—	—	—	—	—	1	1,451	—	—	1	1,451	
	TOTAL	21	6,770	—	—	21	6,770	—	—	—	—	—	—	21	6,770	—	—	21	6,770	
	BRITISH POSSESSIONS.																			
	North American Provinces	2	306	—	—	2	306	—	—	—	—	—	—	2	306	—	—	2	306	
	West Indies	—	—	2	944	2	944	—	—	—	—	—	—	—	—	2	944	2	944	
TOTAL	23	7,076	2	944	25	8,020	—	—	—	—	—	—	23	7,076	2	944	25	8,020		
IN IRELAND.* DUBLIN	FOREIGN.																			
	Sweden : Ports within the Baltic	—	—	—	—	—	—	1	125	—	—	1	125	1	125	—	—	1	125	
	Prussia	5	2,775	—	—	5	2,775	—	—	—	—	—	—	5	2,775	—	—	5	2,775	
	Holland	16	7,073	—	—	16	7,073	—	—	—	—	—	—	16	7,073	—	—	16	7,073	
	France : Ports without the Mediterranean	50	15,660	—	—	50	15,660	—	—	—	—	—	—	50	15,660	—	—	50	15,660	
	Portugal : Portugal Proper	11	2,587	—	—	11	2,587	—	—	—	—	—	—	11	2,587	—	—	11	2,587	
	Spain : Ports without the Mediterranean	8	3,041	—	—	8	3,041	—	—	—	—	—	—	8	3,041	—	—	8	3,041	
	Ports within the Mediterranean	2	397	—	—	2	397	—	—	—	—	—	—	2	397	—	—	2	397	
	Italy	2	586	—	—	2	586	—	—	—	—	—	—	2	586	—	—	2	586	
	TOTAL	94	32,119	—	—	94	32,119	1	125	—	—	1	125	95	32,244	—	—	95	32,244	
CORK	FOREIGN.																			
	Russia : Black Sea and Sea of Azof	1	1,005	—	—	1	1,005	—	—	—	—	—	—	1	1,005	—	—	1	1,005	
	Portugal : Portugal Proper	1	441	—	—	1	441	—	—	—	—	—	—	1	441	—	—	1	441	
	Spain : Ports without the Mediterranean	4	1,500	—	—	4	1,500	—	—	—	—	—	—	4	1,500	—	—	4	1,500	
	TOTAL	6	2,946	—	—	6	2,946	—	—	—	—	—	—	6	2,946	—	—	6	2,946	
BELFAST	FOREIGN.																			
	France : Ports without the Mediterranean	1	267	—	—	1	267	—	—	—	—	—	—	1	267	—	—	1	267	

* Only the shipping in the direct Trade between Irish and Foreign Ports is included.

in BALLAST, from and to VARIOUS COUNTRIES, at EACH of the PRINCIPAL PORTS, in the UNITED KINGDOM.

PORTS.	COUNTRIES TO WHICH DEPARTED.	CLEARED.																				
		BRITISH.						FOREIGN.						TOTAL.								
		With Cargoes.		In Ballast.		Total.		With Cargoes.		In Ballast.		Total.		With Cargoes.		In Ballast.		Total.				
		Ves-sels.	Tons.	Ves-sels.	Tons.	Ves-sels.	Tons.	Ves-sels.	Tons.	Ves-sels.	Tons.	Ves-sels.	Tons.	Ves-sels.	Tons.	Ves-sels.	Tons.	Ves-sels.	Tons.			
IN SCOTLAND.	FOREIGN.																					
	Prussia	3	1,866	—	—	3	1,866	—	—	—	—	—	—	3	1,866	—	—	3	1,866			
	Hanse Towns	1	557	—	—	1	557	—	—	—	—	—	—	1	557	—	—	1	557			
	Holland	—	—	1	218	1	218	—	—	—	—	—	—	—	1	218	—	—	1	218		
	Java	—	—	—	—	—	—	—	—	2	661	2	661	—	—	2	661	—	—	2	661	
	France :																					
	Ports without the Mediterranean	70	22,524	—	—	70	22,524	—	—	—	—	—	—	70	22,524	—	—	70	22,524			
	Ports within the Mediterranean	—	—	—	—	—	—	—	—	1	541	1	541	—	—	1	541	—	—	1	541	
	Portugal: Portugal Proper	56	16,756	1	195	57	16,951	—	—	1	83	1	83	56	16,756	2	278	58	17,034			
	Spain :																					
	Ports without the Mediterranean	2	397	—	—	2	397	2	443	—	—	2	443	4	840	—	—	4	840			
	Ports within the Mediterranean	3	830	1	290	4	1,120	—	—	—	—	—	—	3	830	1	290	4	1,120			
	Italy	4	1,275	—	—	4	1,275	—	—	2	198	2	198	4	1,275	2	198	6	1,473			
	Papal Territories	1	290	—	—	1	290	—	—	—	—	—	—	1	290	—	—	1	290			
	Austrian Territories	—	—	—	—	—	—	—	—	1	1,311	1	1,311	—	—	1	1,311	—	—	1	1,311	
	Egypt	3	3,853	—	—	3	3,853	—	—	7	943	7	943	3	3,853	7	943	10	4,796			
	Tunis	3	2,082	—	—	3	2,082	—	—	—	—	—	—	3	2,082	—	—	3	2,082			
	United States of America :																					
	Atlantic Ports, Northern	23	26,631	—	—	23	26,631	—	—	—	—	—	—	23	26,631	—	—	23	26,631			
	Brazil	—	—	1	283	1	283	—	—	—	—	—	—	—	—	1	283	1	283			
	Buenos Ayres	—	—	2	154	2	154	—	—	—	—	—	—	—	—	2	154	2	154			
Chili	1	558	—	—	1	558	—	—	—	—	—	—	1	558	—	—	1	558				
Japan	1	70	—	—	1	70	—	—	—	—	—	—	1	70	—	—	1	70				
	TOTAL	171	77,689	6	1,110	177	78,829	2	443	14	3,737	16	4,180	173	78,132	20	4,877	193	83,009			
GLASGOW	BRITISH POSSESSIONS.																					
	Gibraltar	7	3,076	—	—	7	3,076	—	—	—	—	—	—	7	3,076	—	—	7	3,076			
	Malta	3	1,500	—	—	3	1,500	—	—	—	—	—	—	3	1,500	—	—	3	1,500			
	Cape of Good Hope	1	67	—	—	1	67	—	—	—	—	—	—	1	67	—	—	1	67			
	East Indies	—	—	7	2,101	7	2,101	—	—	—	—	—	—	—	7	2,101	7	2,101				
	Hong Kong	1	255	1	648	2	903	—	—	—	—	—	—	1	255	1	648	2	903			
	North American Provinces	16	17,820	—	—	16	17,820	—	—	—	—	—	—	16	17,820	—	—	16	17,820			
	West Indies	1	397	1	202	2	599	—	—	1	390	1	390	1	397	2	592	3	989			
		TOTAL	29	23,115	9	2,951	38	26,066	—	—	1	390	1	390	29	23,115	10	3,341	39	26,456		
	GREENOCK	FOREIGN.																				
		Hanse Towns	—	—	—	—	—	—	1	2,132	—	—	1	2,132	1	2,132	—	—	1	2,132		
		Holland: Java	—	—	—	—	—	—	—	—	2	1,207	2	1,207	—	—	2	1,207	2	1,207		
France :																						
Ports without the Mediterranean		—	—	—	—	—	—	—	—	1	2,039	1	2,039	—	—	1	2,039	1	2,039			
Ports within the Mediterranean		—	—	—	—	—	—	3	1,899	—	—	3	1,899	3	1,899	—	—	3	1,899			
Spain :																						
Ports within the Mediterranean		—	—	1	174	1	174	—	—	—	—	—	—	—	—	1	174	1	174			
Italy		—	—	—	—	—	—	—	—	1	122	1	122	—	—	1	122	1	122			
Buenos Ayres		—	—	1	325	1	325	—	—	—	—	—	—	—	—	1	325	1	325			
Chili		—	—	—	—	—	—	—	—	1	210	1	210	—	—	1	210	1	210			
		TOTAL	—	—	2	499	2	499	4	4,031	5	3,578	9	7,609	4	4,031	7	4,077	11	8,108		
GREENOCK		BRITISH POSSESSIONS.																				
		Hong Kong	1	648	—	—	1	648	—	—	—	—	—	—	1	648	—	—	1	648		
	East Indies	—	—	2	1,519	2	1,519	—	—	—	—	—	—	—	2	1,519	2	1,519				
	North American Colonies	2	306	—	—	2	306	—	—	—	—	—	—	2	306	—	—	2	306			
		TOTAL	3	954	2	1,519	5	2,473	—	—	—	—	—	—	3	954	2	1,519	5	2,473		
IN IRELAND.*	FOREIGN.																					
	Sweden :																					
	Ports without the Baltic	—	—	—	—	—	—	—	—	1	125	1	125	—	—	1	125	1	125			
	Holland	—	—	1	557	1	557	—	—	—	—	—	—	—	—	1	557	1	557			
	France :																					
	Ports without the Mediterranean	2	573	1	292	3	865	—	—	—	—	—	—	2	573	1	292	3	865			
	Spain :																					
Ports without the Mediterranean	1	177	—	—	1	177	—	—	—	—	—	—	1	177	—	—	1	177				
	TOTAL	3	750	2	849	5	1,599	—	—	1	125	1	125	3	750	3	974	6	1,724			
CORK	FOREIGN.																					
	Holland	—	—	1	426	1	426	—	—	—	—	—	—	—	—	1	426	1	426			
	Portugal: Portugal Proper	1	239	—	—	1	239	—	—	—	—	—	—	1	239	—	—	1	239			
	France :																					
Ports without the Mediterranean	—	—	1	305	1	305	—	—	—	—	—	—	—	—	1	305	1	305				
	TOTAL	1	239	2	731	3	970	—	—	—	—	—	—	1	239	2	731	3	970			
BELFAST	FOREIGN.																					
	Holland	2	853	—	—	2	853	—	—	—	—	—	—	2	853	—	—	2	853			

* Only the shipping in the direct Trade between Irish and Foreign Ports is included.

Nos. 53 to 65.

APPENDIX OF SHIPPING. IN THE YEAR 1865.

No. 53.

NUMBER, TONNAGE, and CREWS of REGISTERED VESSELS (distinguishing SAILING and STEAM) which BELONGED to the UNITED KINGDOM, and BRITISH POSSESSIONS, respectively, on the 31st December 1865.

	SAILING VESSELS.		STEAM VESSELS.		TOTAL.		MEN.
	Vessels.	Tons.	Vessels.	Tons.	Vessels.	Tons.	
UNITED KINGDOM :							
ENGLAND - - - -	20,164	4,022,281	2,074	631,530	22,238	4,653,811	199,736
SCOTLAND - - - -	2,982	632,245	449	134,730	3,431	766,975	36,073
IRELAND - - - -	2,014	190,616	185	55,471	2,199	246,087	13,887
	25,160	4,845,142	2,708	821,731	27,868	5,666,873	249,696
ISLANDS OF GUERNSEY, JERSEY, AND MAN -	909	91,634	10	1,802	919	93,436	5,958
BRITISH POSSESSIONS - - - -	11,976	1,463,776	501	78,519	12,477	1,562,295	94,369
TOTAL - - - -	38,045	6,420,552	3,219	902,052	41,264	7,322,604	350,023

No. 54.

NUMBER and TONNAGE of SAILING and STEAM VESSELS which REMAINED upon the REGISTER in the UNITED KINGDOM on the 31st December 1864, of those Added to and Deducted from the Register during the Year 1865, and of those which REMAINED upon the Register on the 31st December 1865.

	SAILING VESSELS.		STEAM VESSELS.		TOTAL.	
	Vessels.	Tons.	Vessels.	Tons.	Vessels.	Tons.
Upon the Register on the 31st December 1864 - -	25,255	4,847,303	2,482	695,575	27,737	5,542,878
Added to the Register during 1865 :						
New Vessels, British built - - - -	922	235,555	382	179,649	1,304	415,204
" Colonial built - - - -	28	20,530	-	-	28	20,530
Foreign built - - - -	82	32,187	3	2,095	85	34,282
Vessels transferred from the Colonies to the United Kingdom - - - -	160	78,597	4	624	164	79,221
Total added - - - -	1,192	366,869	389	182,368	1,581	549,237
Deducted from the Register during 1865 :						
Vessels wrecked - - - -	930	249,859	58	18,599	988	268,458
" broken up - - - -	119	25,572	26	7,760	145	33,332
" sold to Foreigners - - - -	135	69,084	63	27,035	198	96,119
" transferred to the Colonies - - - -	54	20,716	16	2,818	70	23,534
" sold and registered at Ports of the United Kingdom, and registers cancelled, but not re-registered prior to the 1st January 1866 -	49	3,799	-	-	49	3,799
Total deducted - - - -	1,287	369,030	163	56,212	1,450	425,242
Actual addition - - - -	-	-	226	126,156	226	126,156
" deduction - - - -	95	2,161	-	-	95	2,161
Upon the Register on the 31st Dec. 1865 - -	25,160	4,845,142	2,708	821,731	27,868	5,666,873

YEAR 1865.

APPENDIX OF SHIPPING.

No. 55.

NUMBER and TONNAGE of NEWLY BUILT SAILING and STEAM VESSELS (distinguishing Timber and Iron), REGISTERED in the UNITED KINGDOM and the BRITISH POSSESSIONS in the Year 1865, specifying the DIVISIONS of the UNITED KINGDOM and the several POSSESSIONS in which the Vessels were Built.

DIVISIONS OF THE UNITED KINGDOM IN WHICH THE VESSELS WERE BUILT.	TIMBER.		IRON.		TOTAL.					
	Vessels.	Tons.	Vessels.	Tons.	Vessels.	Tons.				
SAILING VESSELS.										
England and Wales - - - - -	667	114,326	89	63,540	756	177,866				
Scotland - - - - -	122	34,823	22	18,111	144	52,934				
Ireland - - - - -	17	1,351	5	3,404	22	4,755				
TOTAL - - - - -	806	150,500	116	85,055	922	235,555				
STEAM VESSELS.										
England and Wales - - - - -	31	1,192	224	120,407	255	121,599				
Scotland - - - - -	6	1,042	110	52,385	116	53,427				
Ireland - - - - -	1	33	10	4,590	11	4,623				
TOTAL - - - - -	38	2,267	344	177,382	382	179,649				
TOTAL OF SAILING AND STEAM VESSELS.										
England and Wales - - - - -	698	115,518	313	183,947	1,011	299,465				
Scotland - - - - -	128	35,865	132	70,496	260	106,361				
Ireland - - - - -	18	1,384	15	7,994	33	9,378				
TOTAL - - - - -	844	152,767	460	262,437	1,304	415,204				
POSSESSIONS IN WHICH THE VESSELS WERE BUILT.	SAILING VESSELS.				STEAM VESSELS.				TOTAL.	
	TIMBER.		IRON.		TIMBER.		IRON.		Vessels.	Tons.
	Vessels.	Tons.	Vessels.	Tons.	Vessels.	Tons.	Vessels.	Tons.		
Guernsey, Jersey, and Man - - -	39	5,155	—	—	—	—	—	—	39	5,155
Malta - - - - -	2	198	—	—	—	—	—	—	2	198
North American Provinces - - -	747	194,642	—	—	12	1,949	—	—	759	196,591
West Indies - - - - -	50	797	—	—	—	—	—	—	50	797
Australia and New Zealand - - -	102	6,854	—	—	7	394	7	464	116	7,712
East Indies and Singapore - - -	39	3,967	—	—	5	682	—	—	44	4,649
Mauritius - - - - -	3	93	—	—	—	—	—	—	3	93
Cape of Good Hope - - - - -	3	78	—	—	—	—	—	—	3	78
Sierra Leone - - - - -	3	37	—	—	—	—	—	—	3	37
TOTAL FOR POSSESSIONS - - - - -	988	211,821	—	—	24	3,025	7	464	1,019	215,310
TOTAL FOR UNITED KINGDOM - - - - -	806	150,500	116	85,055	38	2,267	344	177,382	1,304	415,204
TOTAL FOR UNITED KINGDOM AND POSSESSIONS - - - - -	1,794	362,321	116	85,055	62	5,292	351	177,846	2,323	630,514

No. 56.

NUMBER and TONNAGE of SAILING and STEAM VESSELS BUILT * in the UNITED KINGDOM for FOREIGNERS, distinguishing for WAR or MERCANTILE Purposes.

PORTS WHERE BUILT.	SAILING VESSELS.				STEAM VESSELS.			
	WAR.		MERCANTILE.		WAR.		MERCANTILE.	
	Vessels.	Tons.	Vessels.	Tons.	Vessels.	Tons.	Vessels.	Tons.
Hartlepool, West	—	—	—	—	—	—	1	814
Hull	—	—	—	—	—	—	1	477
Liverpool	—	—	—	—	2	557	—	—
London	—	—	—	—	3	3,143	26	13,525
Newcastle	—	—	—	—	—	—	10	3,169
Shields, North	—	—	—	—	—	—	1	31
Southampton	—	—	—	—	—	—	1	2,050
Sunderland	—	—	2	596	—	—	1	829
Aberdeen	—	—	—	—	—	—	1	537
Alloa	—	—	1	163	—	—	—	—
Borrowstoness	—	—	—	—	—	—	1	24
Dundee	—	—	—	—	—	—	1	157
Glasgow	—	—	—	—	—	—	13	3,956
Greenock	—	—	—	—	—	—	8	2,606
Port Glasgow	—	—	1	190	—	—	1	141
TOTAL	—	—	4	949	5	3,700	66	28,316

* These Vessels are not Registered in the United Kingdom.

No. 57.

NUMBER and TONNAGE of NEW COLONIAL-BUILT VESSELS, REGISTERED at VARIOUS PORTS of the UNITED KINGDOM.

PORTS AT WHICH REGISTERED.	BUILT									
	IN CANADA.		IN NEW BRUNSWICK.		IN NOVA SCOTIA AND CAPE BRETON.		IN PRINCE EDWARD ISLAND.		TOTAL.	
	Vessels.	Tons.	Vessels.	Tons.	Vessels.	Tons.	Vessels.	Tons.	Vessels.	Tons.
Aberystwith	—	—	1	768	—	—	—	—	1	768
Caernarvon	1	433	—	—	—	—	—	—	1	433
Liverpool	4	4,167	6	6,691	—	—	1	141	11	10,999
London	2	1,229	—	—	1	108	—	—	3	1,337
Plymouth	1	445	—	—	2	401	—	—	3	846
Scarborough	—	—	1	772	—	—	—	—	1	772
Truro	—	—	—	—	1	100	—	—	1	100
Ardrossan	1	475	—	—	—	—	—	—	1	475
Glasgow	2	2,385	3	2,300	—	—	—	—	5	4,685
Dublin	—	—	1	115	—	—	—	—	1	115
TOTAL	11	9,134	12	10,646	4	609	1	141	28	20,530

No. 58.

NUMBER and TONNAGE of FOREIGN-BUILT VESSELS, REGISTERED at VARIOUS PORTS in EACH DIVISION of the UNITED KINGDOM.

PORTS AT WHICH REGISTERED.	VESSELS.	TONS.	PORTS AT WHICH REGISTERED. <i>Cont.</i>	VESSELS.	TONS.	PORTS AT WHICH REGISTERED. <i>Cont.</i>	VESSELS.	TONS.
IN ENGLAND.			IN ENGLAND—<i>Cont.</i>			IN SCOTLAND—<i>Cont.</i>		
Berwick	1	50	Scilly	1	223	Kirkaldy	1	69
Boston	1	60	Shields, South	1	417	Leith	2	894
Bristol	1	147	Sunderland	1	592	Wick	1	58
Carnarvon	2	130	Wells	1	77	TOTAL	10	5,014
Colchester	1	154	Weymouth	1	50			
Dover	1	108	Whitby	1	805	IN IRELAND.		
Exeter	1	138	Yarmouth	3	254	Belfast	2	1,307
Falmouth	1	244	TOTAL	69	27,026	Cork	4	935
Faversham	1	27				TOTAL	6	2,242
Hull	4	837	IN SCOTLAND.			TOTAL FOR UNITED KINGDOM		
Liverpool	24	13,843	Aberdeen	2	1,104			
London	15	6,737	Glasgow	2	1,655			
Lowestoft	2	280	Greenock	1	1,175			
Maldon	1	126	Inverness	1	59			
Newcastle	1	1,379						
Ramsgate	2	292						
Rochester	1	56						

No. 59.

NUMBER and TONNAGE of the REGISTERED VESSELS (distinguishing SAILING and STEAM), OF and UNDER and ABOVE 50 TONS, which BELONGED to EACH of the PORTS of ENGLAND, SCOTLAND, and IRELAND, the ISLE OF MAN, and to the CHANNEL ISLANDS, on the 31st December 1865.

PORTS.	SAILING VESSELS.				STEAM VESSELS.			
	OF AND UNDER 50 TONS.		ABOVE 50 TONS.		OF AND UNDER 50 TONS.		ABOVE 50 TONS.	
	Vessels.	Tons.	Vessels.	Tons.	Vessels.	Tons.	Vessels.	Tons.
ENGLAND.								
Aberystwith	99	3,429	301	37,344	1	21	5	480
Arundel	36	1,060	46	6,793	1	32	-	-
Barnstaple	57	1,897	32	2,982	1	15	-	-
Beaumaris	131	4,407	161	14,413	-	-	-	-
Berwick	14	477	15	1,535	1	11	-	-
Bideford	54	1,735	80	10,189	-	-	-	-
Boston	81	2,858	51	4,065	1	15	-	-
Bridgwater	74	2,864	56	11,053	5	77	2	191
Bridport	-	-	8	1,229	-	-	-	-
Bristol	169	4,869	170	52,756	22	644	27	3,886
Brixham	10	357	44	6,158	-	-	-	-
Caernarvon	174	5,845	368	38,217	2	33	2	226
Cardiff	31	895	58	16,444	27	508	5	634
Cardigan	106	3,132	64	6,454	-	-	-	-
Carlisle	11	386	14	1,825	1	27	6	1,445
Chepstow	37	1,003	12	946	-	-	-	-
Chester	51	1,802	71	5,192	2	59	6	2,008
Colchester	225	4,268	97	12,351	-	-	-	-
Cowes	148	3,874	61	6,774	4	136	2	208
Dartmouth	127	4,238	188	24,526	6	165	1	130
Deal	7	175	7	770	-	-	-	-
Dover	33	868	23	2,701	1	22	2	134
Exeter	33	896	93	13,598	1	13	-	-
Falmouth	42	1,318	92	14,436	5	150	-	-
Faversham	198	5,731	202	29,577	2	22	-	-
Fleetwood	41	1,233	42	8,524	2	42	4	1,330
Folkestone	6	84	25	3,559	-	-	-	-
Fowey	40	1,421	138	13,944	-	-	-	-
Gainsborough	13	514	2	112	4	123	4	304
Gloucester	269	7,537	67	8,040	5	129	1	64
Goole	214	9,009	308	22,334	6	172	11	2,042
Grimsbay	160	5,206	37	2,901	4	63	5	1,749
Hartlepool	5	118	113	27,000	-	-	2	1,416
West	8	257	76	16,118	4	55	18	7,551
Harwich	60	1,911	57	6,107	-	-	-	-
Hayle	1	18	19	2,331	-	-	2	461
Hull	344	13,203	136	27,678	14	247	84	38,547
Ipswich	51	1,612	123	14,449	6	262	4	355
Lancaster	33	1,162	143	19,921	3	70	7	1,437
Liverpool	277	9,859	2,364	1,371,792	52	1,628	346	184,685
Llanelly	26	741	62	8,189	6	155	-	-
London	770	26,877	1,793	828,698	181	5,238	543	297,671
Lowestoft	165	3,935	57	5,924	4	70	2	569
Lyme	7	251	14	1,725	-	-	-	-
Lynn	57	1,961	86	11,640	-	-	-	-
Maldon	110	3,692	63	7,181	-	-	-	-
Maryport	10	200	116	22,774	4	99	-	-
Middlesborough	10	302	58	10,032	24	557	8	2,421
Milford	74	1,993	51	7,658	1	28	-	-
Newcastle	151	4,122	308	104,138	97	1,897	41	16,382
Newhaven	15	263	17	2,873	-	-	6	1,066
Newport	13	529	98	21,786	2	55	2	324
Padstow	48	1,926	80	11,742	-	-	-	-
Penzance	18	517	78	8,727	1	20	-	-
Plymouth	221	6,515	210	45,598	11	353	1	59
Poole	44	1,308	60	9,278	2	45	-	-
Portsmouth	142	3,569	105	12,134	4	85	5	324
Preston	55	2,097	55	4,859	6	150	1	279
Ramsgate	127	3,682	25	3,799	1	10	-	-
Rochester	573	19,848	80	9,194	6	175	-	-
Runcom	13	488	35	2,398	-	-	-	-
Rye	44	1,003	51	5,266	1	21	-	-
St. Ives	75	1,383	80	8,457	-	-	1	178
Salcombe	6	198	19	3,992	-	-	-	-
Scarborough	106	3,779	115	33,947	2	60	1	53
Silly	14	417	32	6,482	-	-	1	67
Shields	19	558	561	163,389	129	2,407	5	1,276
South	6	182	301	91,173	25	512	4	983
Shoreham	27	511	125	27,220	1	15	-	-
Southampton	126	3,654	100	13,654	12	364	32	10,655
Stockton	9	223	19	4,985	12	274	4	941
Sunderland	105	3,176	791	218,220	52	730	47	24,563
Swansea	26	819	117	28,484	13	313	7	1,396
Teignmouth	9	207	65	8,348	1	15	-	-
Truro	14	429	57	6,002	-	-	-	-
Wells	67	1,732	71	9,051	3	37	-	-
Weymouth	23	646	44	4,786	4	77	6	653
Whitby	51	1,801	360	73,058	2	37	1	521
Whitehaven	14	318	161	25,680	2	48	2	320
Wisbeach	11	456	39	6,025	1	23	5	2,310
Woodbridge	31	974	32	2,285	-	-	-	-
Workington	2	51	83	21,704	1	17	-	-
Yarmouth	434	13,122	183	20,605	6	133	3	475
TOTAL	7,338	231,983	12,826	3,790,298	800	18,761	1,274	612,769

No. 59.—Continued.

NUMBER and TONNAGE of the REGISTERED VESSELS (distinguishing SAILING and STEAM), OF and UNDER and ABOVE 50 TONS, which BELONGED to EACH of the PORTS of ENGLAND, SCOTLAND, IRELAND, the ISLE OF MAN, and to the CHANNEL ISLANDS, on the 31st December 1865.

PORTS—Continued.	SAILING VESSELS.				STEAM VESSELS.			
	OF AND UNDER 50 TONS.		ABOVE 50 TONS.		OF AND UNDER 50 TONS.		ABOVE 50 TONS.	
	Vessels.	Tons.	Vessels.	Tons.	Vessels.	Tons.	Vessels.	Tons.
SCOTLAND.								
Aberdeen	8	288	237	81,535	5	84	9	3,235
Aloa	17	549	22	9,268	3	55	3	211
Arbroath	6	252	79	12,059	-	-	-	-
Ardrossan	43	1,199	45	10,418	3	77	2	367
Ayr	15	472	35	7,242	-	-	2	337
Banff	22	689	77	10,821	-	-	-	-
Borrowstoness	17	526	33	4,755	2	44	-	-
Campbeltown	30	1,046	6	394	-	-	2	279
Dumfries	53	1,622	53	12,002	-	-	-	-
Dundee	8	246	181	41,793	2	81	18	5,971
Glasgow	162	5,642	386	225,830	47	1,483	220	96,797
Grangemouth	12	357	24	4,416	7	110	7	2,301
Greenock	163	4,781	199	89,683	15	310	12	2,143
Inverness	135	3,149	86	7,900	-	-	-	-
Irvine	11	351	18	5,414	1	15	-	-
Kirkaldy	16	461	27	4,522	3	107	1	86
Kirkwall	30	901	17	1,321	1	26	1	69
Leith	57	1,789	88	25,445	22	482	46	18,958
Lerwick	60	1,799	20	1,358	-	-	-	-
Montrose	11	387	118	18,416	2	40	-	-
Perth	10	240	44	4,697	1	22	1	51
Peterhead	15	437	49	9,403	-	-	-	-
Port Glasgow	26	939	5	1,263	4	100	4	361
Stornoway	35	872	9	1,022	-	-	-	-
Stranraer	31	1,076	12	2,039	-	-	-	-
Troon	2	57	5	1,142	-	-	1	200
Wick	20	614	39	4,445	1	44	-	-
Wigtown	42	1,309	11	1,592	-	-	1	284
TOTAL	1,057	32,050	1,925	600,195	119	3,080	330	131,650
IRELAND.								
Ballina	1	17	-	-	1	37	-	-
Belfast	179	6,005	342	57,960	7	150	5	1,343
Coleraine	4	114	3	301	-	-	-	-
Cork	175	4,370	188	29,572	20	611	21	5,991
Drogheda	4	90	34	3,423	-	-	5	1,579
Dublin	328	9,958	194	27,606	15	405	39	12,338
Dundalk	4	167	21	1,682	-	-	4	1,703
Galway	9	249	4	757	-	-	1	67
Limerick	26	777	13	2,821	-	-	5	1,854
Londonderry	6	175	25	9,146	1	33	5	1,258
Newry	70	2,136	31	4,631	2	25	4	457
Ross	3	61	8	1,934	-	-	-	-
Skibbereen	68	1,657	3	221	-	-	-	-
Sligo	9	264	16	3,485	2	78	2	546
Tralee	13	384	-	-	-	-	-	-
Waterford	50	1,961	82	9,116	2	48	40	26,502
Westport	4	87	1	142	-	-	-	-
Wexford	16	585	80	9,462	2	52	2	594
TOTAL	969	28,337	1,045	162,259	52	1,439	133	54,032
UNITED KINGDOM	Vessels - 25,160		Tons - 4,845,142		Vessels - 2,708		Tons - 821,731	
ISLE OF MAN	272	6,794	50	4,065	-	-	6	1,596
CHANNEL ISLANDS	200	5,560	387	75,215	2	25	2	181

No. 60.

NUMBER and TONNAGE of REGISTERED VESSELS (distinguishing SAILING and STEAM), OF and UNDER and ABOVE 50 Tons, which BELONGED to various PORTS in different BRITISH POSSESSIONS on the 31st December 1865.

POSSESSIONS.	PORTS TO WHICH THE VESSELS BELONGED.	SAILING VESSELS.				STEAM VESSELS.			
		OF AND UNDER 50 TONS.		ABOVE 50 TONS.		OF AND UNDER 50 TONS.		ABOVE 50 TONS.	
		Vessels.	Tons.	Vessels.	Tons.	Vessels.	Tons.	Vessels.	Tons.
In EUROPE :									
Malta	Valetta	57	992	106	27,895	—	—	—	—
Gibraltar	Gibraltar	31	794	37	9,782	2	39	3	812
In AFRICA :									
Sierra Leone	Freetown	28	616	7	1,057	1	38	—	—
Gambia	Bathurst	15	386	12	1,393	—	—	—	—
Cape of Good Hope and St. Helena	Cape Town	14	454	40	9,518	—	—	2	281
	Port Natal	2	59	3	390	—	—	1	51
	Port Elizabeth	2	58	9	2,036	—	—	—	—
Mauritius	James Town, St. Helena	—	—	1	143	—	—	—	—
	Port Louis	76	2,403	86	22,889	—	—	2	154
In ASIA :									
India	Bombay	4	102	142	37,532	1	38	13	2,313
	Calcutta	—	—	133	86,217	1	22	32	5,669
	Cochin	—	—	35	10,542	—	—	—	—
	Coringa	—	—	5	1,415	—	—	—	—
	Fort St. George	—	—	10	2,051	—	—	—	—
	Penang	6	252	82	15,819	—	—	—	—
	Moulmein	—	—	12	4,900	—	—	1	100
Ceylon	Singapore	45	1,597	141	40,992	1	32	4	230
	Trincomalee	12	335	4	362	—	—	—	—
	Columbo	63	2,403	100	7,055	—	—	1	266
	Galle	70	2,373	25	3,662	—	—	—	—
Hong Kong	Jaffna	69	2,011	45	3,822	—	—	—	—
	Victoria	2	51	74	24,234	1	41	21	5,908
In AUSTRALIA :									
New South Wales	Sydney	217	5,689	321	59,905	19	432	56	11,851
Victoria	Melbourne	143	3,853	315	51,713	13	360	16	1,608
South Australia	Adelaide	35	907	55	12,264	6	175	17	2,600
West Australia	Fremantle	27	616	5	1,024	2	35	—	—
Tasmania	Hobart Town	92	2,445	93	16,729	1	29	5	900
	Launceston	26	676	10	1,646	1	46	5	733
New Zealand	Auckland	248	5,677	45	7,094	4	97	3	226
	Wellington and Other Ports	109	3,429	41	6,142	8	278	18	2,177
In AMERICA :									
Newfoundland	St. John's	929	28,667	551	57,813	3	101	3	442
	Montreal	29	976	194	33,468	27	726	64	19,961
Canada	Quebec	271	9,201	417	77,541	18	557	53	5,582
	Gaspi	26	800	21	1,468	—	—	—	—
	Amherst	40	1,346	2	103	—	—	—	—
	New Carlisle	12	378	13	940	—	—	—	—
New Brunswick	St. Andrew	166	3,502	79	21,273	—	—	—	—
	St. John	115	4,071	484	196,255	11	291	18	3,166
Nova Scotia and Cape Breton	Miramichi	89	2,033	55	18,966	1	23	1	117
	Halifax and Other Ports	1,698	46,959	1,743	330,086	4	143	7	1,204
Prince Edward Island	—	93	2,635	176	37,066	—	—	3	848
In WEST INDIES :									
Antigua	—	49	698	7	441	—	—	—	—
Barbadoes	Bridgetown	18	536	42	7,004	—	—	—	—
Dominica	Roseau	6	142	2	380	—	—	—	—
Grenada	St. George	34	499	1	68	—	—	—	—
Jamaica	Kingston and Other Ports	94	2,347	53	7,332	—	—	1	233
Montserrat	Plymouth	—	—	3	171	—	—	—	—
Nevis	Charlestown	2	39	—	—	—	—	—	—
St. Christopher	Basseterre	19	319	14	1,905	—	—	—	—
St. Lucia	—	9	267	1	250	—	—	—	—
St. Vincent	Kingstown	40	594	4	599	—	—	—	—
Tobago	Scarborough	—	—	1	57	—	—	—	—
Tortola	Road Harbour	16	196	8	1,111	—	—	—	—
Trinidad	—	53	838	9	966	—	—	—	—
Bahamas	Nassau	354	7,274	230	35,053	1	26	20	6,648
Turk's Island	—	36	466	64	12,956	—	—	—	—
Bermuda	Hamilton	9	321	48	9,169	—	—	2	501
British Guiana	Demerara	55	1,462	28	4,124	1	33	2	326
	Berbice	17	300	2	133	—	—	—	—
Honduras	Ruatan	16	207	1	183	—	—	—	—
	Belize	34	717	7	614	—	—	—	—

No. 61.

NUMBER and TONNAGE of the REGISTERED SAILING and STEAM VESSELS (exclusive of River Steamers) of the UNITED KINGDOM, which were EMPLOYED in the HOME and FOREIGN TRADES respectively, and the NUMBER of MEN EMPLOYED therein.

	SAILING VESSELS.			STEAM VESSELS.			TOTAL.		
	Vessels.	Tons.	Men Employed (exclusive of Masters).	Vessels.	Tons.	Men Employed (exclusive of Masters).	Vessels.	Tons.	Men Employed (exclusive of Masters).
IN THE HOME TRADE - -	11,160	795,434	37,631	552	134,776	8,189	11,712	930,210	45,820
PARTLY IN THE HOME AND PARTLY IN THE FOREIGN TRADE - - - - -	1,663	282,295	10,457	111	43,225	2,005	1,774	325,520	12,462
IN THE FOREIGN TRADE - -	7,384	3,629,023	110,501	756	523,698	28,860	8,140	4,152,721	139,361
TOTAL - - - -	20,207	4,706,752	158,589	1,419	701,699	39,054	21,626	5,408,451	197,643

NOTE.—The Home Trade signifies on the Coasts of the United Kingdom, or to Ports between the Limits of the River Elbe and Brest. The Foreign Trade signifies to Ports beyond such Limits.

No. 62.

NUMBER and TONNAGE of REGISTERED SAILING and STEAM VESSELS (exclusive of River Steamers) of the UNITED KINGDOM, CLASSED according to their TONNAGE, which were EMPLOYED in the HOME and FOREIGN TRADES respectively, and the NUMBER of MEN EMPLOYED therein.

CLASSIFICATION OF TONNAGE.	SAILING VESSELS.			STEAM VESSELS.			TOTAL.		
	Vessels.	Tons.	Men Employed (exclusive of Masters).	Vessels.	Tons.	Men Employed (exclusive of Masters).	Vessels.	Tons.	Men Employed (exclusive of Masters).
IN THE HOME TRADE.									
Under 50 - Tons -	4,883	161,231	11,510	110	2,737	395	4,993	163,968	11,905
Of 50 and under 100 " -	3,901	274,932	13,022	58	4,009	422	3,959	278,941	13,444
" 100 " 200 " -	2,099	295,932	11,109	80	12,173	1,062	2,179	308,105	12,171
" 200 " 300 " -	273	62,046	1,954	97	24,139	1,758	370	86,185	3,712
" 300 " 400 " -	4	1,293	36	83	29,037	1,792	87	30,330	1,828
" 400 " 500 " -	-	-	-	76	34,046	1,577	76	34,046	1,577
" 500 " 600 " -	-	-	-	37	20,574	874	37	20,574	874
" 600 " 700 " -	-	-	-	5	3,110	117	5	3,110	117
" 700 " 800 " -	-	-	-	3	2,284	96	3	2,284	96
" 800 " 900 " -	-	-	-	2	1,659	41	2	1,659	41
" 900 " 1,000 " -	-	-	-	1	1,008	55	1	1,008	55
Total -	11,160	795,434	37,631	552	134,776	8,189	11,712	930,210	45,820
PARTLY IN THE HOME AND PARTLY IN THE FOREIGN TRADE.									
Under 50 - Tons -	42	1,669	128	2	44	10	44	1,713	138
Of 50 and under 100 " -	431	35,202	1,843	3	278	32	434	35,480	1,875
" 100 " 200 " -	617	94,021	3,704	16	2,626	195	633	96,647	3,899
" 200 " 300 " -	474	113,529	3,620	17	4,277	256	491	117,806	3,876
" 300 " 400 " -	81	27,390	843	21	7,536	380	102	34,926	1,223
" 400 " 500 " -	8	3,401	103	20	9,070	383	28	12,471	486
" 500 " 600 " -	5	2,693	83	21	11,557	444	26	14,250	527
" 600 " 700 " -	1	645	31	7	4,425	199	8	5,070	230
" 700 " 800 " -	1	733	18	2	1,500	50	3	2,233	68
" 800 " 900 " -	-	-	-	-	-	-	-	-	-
" 900 " 1,000 " -	2	1,876	59	2	1,912	56	4	3,788	115
" 1,000 " 1,200 " -	1	1,136	25	-	-	-	1	1,136	25
Total -	1,663	282,295	10,457	111	43,225	2,005	1,774	325,520	12,462

No. 62.—Continued.

NUMBER and TONNAGE of REGISTERED SAILING and STEAM VESSELS (exclusive of River Steamers) of the UNITED KINGDOM, CLASSED according to their TONNAGE, which were EMPLOYED in the HOME and FOREIGN TRADES respectively, and the NUMBER OF MEN EMPLOYED therein—Continued.

CLASSIFICATION OF TONNAGE.	SAILING VESSELS.			STEAM VESSELS.			TOTAL.		
	Vessels.	Tons.	Men Employed (exclusive of Masters).	Vessels.	Tons.	Men Employed (exclusive of Masters).	Vessels.	Tons.	Men Employed (exclusive of Masters).
IN THE FOREIGN TRADE.									
Under 50 Tons -	29	1,114	118	26	755	199	55	1,869	317
Of 50 and under 100 "	276	23,438	1,389	27	2,043	325	303	25,481	1,714
" 100 " 200 "	1,307	198,698	8,998	67	10,473	1,161	1,374	209,171	10,159
" 200 " 300 "	1,262	318,136	12,124	69	17,612	1,670	1,331	335,748	13,794
" 300 " 400 "	1,159	403,929	14,087	65	22,664	1,771	1,224	426,593	15,858
" 400 " 500 "	693	312,011	10,178	89	40,070	2,563	782	352,081	12,741
" 500 " 600 "	508	279,326	8,342	81	44,730	1,990	589	324,056	10,332
" 600 " 700 "	372	241,719	7,071	51	32,723	1,515	423	274,442	8,586
" 700 " 800 "	327	245,897	6,839	36	26,835	1,222	363	272,732	8,061
" 800 " 900 "	277	235,404	6,478	25	21,378	984	302	256,782	7,462
" 900 " 1,000 "	250	238,382	6,367	34	32,327	1,805	284	270,709	8,172
" 1,000 " 1,100 "	262	274,965	7,239	32	33,337	1,790	294	308,302	9,029
" 1,100 " 1,200 "	262	302,541	7,637	32	36,278	1,969	294	338,819	9,606
" 1,200 " 1,300 "	170	212,060	5,349	35	43,685	2,206	205	255,745	7,555
" 1,300 " 1,400 "	105	141,262	3,416	12	16,294	1,026	117	157,556	4,442
" 1,400 " 1,500 "	53	76,167	1,834	19	27,529	1,460	72	103,696	3,294
" 1,500 " 1,600 "	29	44,737	1,059	12	18,773	910	41	63,510	1,969
" 1,600 " 1,700 "	12	19,713	520	16	26,347	1,032	28	46,060	1,552
" 1,700 " 1,800 "	14	24,566	562	8	14,029	731	22	38,595	1,293
" 1,800 " 1,900 "	5	9,230	239	2	3,695	176	7	12,925	415
" 1,900 " 2,000 "	5	9,737	268	5	9,677	523	10	19,414	791
" 2,000 " 2,100 "	2	4,052	115	3	6,196	350	5	10,248	465
" 2,100 " 2,200 "	2	4,317	83	2	4,354	270	4	8,671	353
" 2,300 " 2,400 "	1	2,339	63	1	2,358	182	2	4,697	245
" 2,400 " 2,500 "	-	-	-	2	4,831	177	2	4,831	177
" 2,600 " 2,700 "	2	5,283	126	-	-	-	2	5,283	126
" 2,800 " 2,900 "	-	-	-	3	8,422	306	3	8,422	306
" 2,900 " 3,000 "	-	-	-	1	2,940	116	1	2,940	116
" 13,000 " 14,000 "	-	-	-	1	13,343	431	1	13,343	431
Total	7,384	3,629,023	110,501	756	523,698	28,860	8,140	4,152,721	139,361
TOTAL.									
Under 50 Tons -	4,954	164,014	11,756	138	3,536	604	5,092	167,550	12,360
Of 50 and under 100 "	4,608	333,572	16,254	88	6,330	779	4,696	339,902	17,033
" 100 " 200 "	4,023	588,651	23,811	163	25,272	2,418	4,186	613,923	26,229
" 200 " 300 "	2,009	493,711	17,698	183	46,028	3,684	2,192	539,739	21,382
" 300 " 400 "	1,244	432,612	14,966	169	59,237	3,943	1,413	491,849	18,909
" 400 " 500 "	701	315,412	10,281	185	83,186	4,523	886	398,598	14,804
" 500 " 600 "	513	282,019	8,425	139	76,861	3,308	652	358,880	11,733
" 600 " 700 "	373	242,364	7,102	63	40,258	1,831	436	282,622	8,933
" 700 " 800 "	328	246,630	6,857	41	30,619	1,368	369	277,249	8,225
" 800 " 900 "	277	235,404	6,478	27	23,037	1,025	304	258,441	7,503
" 900 " 1,000 "	252	240,258	6,426	36	34,239	1,861	288	274,497	8,287
" 1,000 " 1,100 "	262	274,965	7,239	33	34,345	1,845	295	309,310	9,084
" 1,100 " 1,200 "	263	303,677	7,662	32	36,278	1,969	295	339,955	9,631
" 1,200 " 1,300 "	170	212,060	5,349	35	43,685	2,206	205	255,745	7,555
" 1,300 " 1,400 "	103	141,262	3,416	12	16,294	1,026	117	157,556	4,442
" 1,400 " 1,500 "	53	76,167	1,834	19	27,529	1,460	72	103,696	3,294
" 1,500 " 1,600 "	29	44,737	1,059	12	18,773	910	41	63,510	1,969
" 1,600 " 1,700 "	12	19,713	520	16	26,347	1,032	28	46,060	1,552
" 1,700 " 1,800 "	14	24,566	562	8	14,029	731	22	38,595	1,293
" 1,800 " 1,900 "	5	9,230	239	2	3,695	176	7	12,925	415
" 1,900 " 2,000 "	5	9,737	268	5	9,677	523	10	19,414	791
" 2,000 " 2,100 "	2	4,052	115	3	6,196	350	5	10,248	465
" 2,100 " 2,200 "	2	4,317	83	2	4,354	270	4	8,671	353
" 2,300 " 2,400 "	1	2,339	63	1	2,358	182	2	4,697	245
" 2,400 " 2,500 "	-	-	-	2	4,831	177	2	4,831	177
" 2,600 " 2,700 "	2	5,283	126	-	-	-	2	5,283	126
" 2,800 " 2,900 "	-	-	-	3	8,422	306	3	8,422	306
" 2,900 " 3,000 "	-	-	-	1	2,940	116	1	2,940	116
" 13,000 " 14,000 "	-	-	-	1	13,343	431	1	13,343	431
TOTAL	20,207	4,706,752	158,589	1,419	701,699	39,054	21,626	5,408,451	197,643

No. 63.

TOTAL NUMBER and TONNAGE of BRITISH and FOREIGN VESSELS (Sailing and Steam) ENTERED and CLEARED, COASTWISE, with CARGOES only, at PORTS in the UNITED KINGDOM, distinguishing the VESSELS EMPLOYED between GREAT BRITAIN and IRELAND.

EMPLOYED between GREAT BRITAIN and IRELAND OTHER COASTING VESSELS	ENTERED.						CLEARED.					
	British.		Foreign.		Total.		British.		Foreign.		Total.	
	Vessels.	Tons.	Vessels.	Tons.	Vessels.	Tons.	Vessels.	Tons.	Vessels.	Tons.	Vessels.	Tons.
-	34,102	6,479,036	46	7,844	34,148	6,486,880	33,928	6,342,203	81	14,532	34,009	6,356,735
-	112,556	11,671,613	383	69,861	112,939	11,741,474	115,670	11,669,568	422	79,285	116,092	11,748,853
TOTAL	146,658	18,150,649	429	77,705	147,087	18,228,354	149,598	18,011,771	503	93,817	150,101	18,105,588

No. 64.—Continued.

NUMBER and TONNAGE of BRITISH and FOREIGN VESSELS (distinguishing Sailing and Steam), ENTERED and CLEARED, COASTWISE, with CARGOES only, at EACH PORT in EACH DIVISION of the UNITED KINGDOM, and in the ISLE of MAN—Continued.

PORTS.	ENTERED.						CLEARED.						PORTS.
	SAILING VESSELS.		STEAM VESSELS.		TOTAL.		SAILING VESSELS.		STEAM VESSELS.		TOTAL.		
	Vessels.	Tons.	Vessels.	Tons.	Vessels.	Tons.	Vessels.	Tons.	Vessels.	Tons.	Vessels.	Tons.	
SCOTLAND.													SCOTLAND.
Aberdeen -	1,355	142,110	423	145,433	1,778	287,543	595	52,188	431	148,644	1,026	200,832	Aberdeen.
Alloa -	42	3,011	-	-	42	3,011	76	5,342	-	-	76	5,342	Alloa.
Arbroath -	445	32,077	-	-	445	32,077	208	13,770	-	-	208	13,770	Arbroath.
Ardrossan -	176	14,957	270	60,784	446	75,741	1,801	153,438	327	71,258	2,128	224,696	Ardrossan.
Ayr -	206	12,381	64	9,766	270	22,147	1,277	86,837	59	9,119	1,336	95,956	Ayr.
Banff -	391	24,350	-	-	391	24,350	234	13,547	-	-	234	13,547	Banff.
Borrowstoness	70	3,847	-	-	70	3,847	495	36,015	-	-	495	36,015	Borrowstoness.
Campbeltown -	430	17,020	236	32,959	666	49,979	187	7,719	247	34,334	434	42,053	Campbeltown.
Dumfries -	609	18,532	151	23,442	760	41,974	302	11,487	144	23,299	446	34,786	Dumfries.
Dundee -	1,596	155,754	205	74,245	1,801	229,999	297	20,114	208	75,759	505	95,873	Dundee.
Glasgow -	910	101,596	1,759	528,453	2,669	630,049	2,314	154,137	1,885	567,032	4,199	721,169	Glasgow.
Grangemouth -	141	10,557	179	53,964	320	64,521	139	12,930	176	53,397	315	66,327	Grangemouth.
Greenock -	739	39,695	772	135,022	1,511	174,717	337	26,213	494	65,746	831	91,959	Greenock.
Inverness -	1,366	82,223	355	51,028	1,721	133,251	1,217	74,559	340	49,529	1,557	124,088	Inverness.
Kirkaldy -	252	13,666	145	12,328	397	25,994	908	53,333	144	12,296	1,052	65,629	Kirkaldy.
Kirkwall -	265	15,069	225	21,646	490	36,715	208	11,483	233	22,589	441	34,072	Kirkwall.
Leith -	708	43,378	475	198,212	1,183	241,590	615	39,226	470	200,361	1,085	239,587	Leith.
Lerwick -	92	6,600	49	17,246	141	23,846	55	3,782	49	17,246	104	21,028	Lerwick.
Montrose -	736	60,670	2	322	738	60,992	482	40,483	1	161	483	40,644	Montrose.
Perth -	134	9,096	-	-	134	9,096	161	10,933	-	-	161	10,933	Perth.
Peterhead -	446	24,469	4	272	450	24,741	301	15,061	1	68	302	15,129	Peterhead.
Port Glasgow -	23	2,403	1	25	24	2,428	16	2,984	3	518	19	3,502	Port Glasgow.
Stornoway -	121	5,994	89	22,143	210	28,137	21	1,025	88	22,291	109	23,316	Stornoway.
Stranraer -	458	18,068	133	27,973	591	46,041	180	7,227	127	26,735	307	33,962	Stranraer.
Troon -	115	6,156	2	310	117	6,466	2,719	188,689	187	30,565	2,906	219,254	Troon.
Wick -	563	30,972	309	45,264	872	76,236	234	11,186	336	52,548	570	63,734	Wick.
Wigtown -	542	17,084	43	12,683	585	29,767	399	13,078	56	15,628	455	28,706	Wigtown.
TOTAL for SCOTLAND }	12,931	911,735	5,891	1,473,520	18,822	2,385,255	15,778	1,066,786	6,006	1,499,123	21,784	2,565,909	{ TOTAL for SCOTLAND.
IRELAND.													IRELAND.
Ballina -	47	3,037	53	5,937	100	8,974	73	4,894	32	4,414	105	9,308	Ballina.
Belfast -	5,203	446,757	1,930	629,508	7,133	1,076,265	597	47,425	1,777	601,740	2,374	649,165	Belfast.
Coleraine -	190	10,949	241	52,342	431	63,291	23	997	155	33,586	178	34,583	Coleraine.
Cork -	1,618	159,807	451	209,067	2,069	368,874	1,047	76,120	440	204,544	1,487	280,664	Cork.
Drogheda -	487	40,886	256	79,169	743	120,055	125	9,552	288	88,829	413	98,381	Drogheda.
Dublin -	5,548	516,530	1,730	681,041	7,278	1,197,571	2,156	136,847	2,068	817,851	4,224	954,698	Dublin.
Dundalk -	648	48,609	202	83,927	850	132,536	93	6,479	208	86,593	301	93,072	Dundalk.
Galway -	77	7,411	2	382	79	7,793	53	7,909	2	382	55	8,291	Galway.
Limerick -	182	17,174	93	36,914	275	54,088	166	15,165	93	36,914	259	52,079	Limerick.
Londonderry -	666	55,386	516	135,665	1,182	191,051	222	17,547	439	123,863	661	141,410	Londonderry.
Newry -	1,063	69,883	307	66,077	1,370	135,960	251	18,771	273	63,698	524	82,469	Newry.
Ross -	265	20,062	323	27,132	588	47,194	67	4,983	323	27,132	390	32,115	Ross.
Skibbereen -	207	11,596	-	-	207	11,596	127	8,802	-	-	127	8,802	Skibbereen.
Sligo -	167	10,327	197	48,739	364	59,066	110	6,104	207	48,231	317	54,335	Sligo.
Strangford (5 Months) }	180	9,890	-	-	180	9,890	115	5,604	-	-	115	5,604	{ Strangford (5 Months).
Tralee -	116	7,577	44	19,177	160	26,754	55	3,112	-	-	55	3,112	Tralee.
Waterford -	1,020	86,634	756	277,598	1,776	364,232	576	42,512	703	253,381	1,279	295,893	Waterford.
Westport -	52	3,778	15	2,879	67	6,657	64	4,454	14	2,686	78	7,140	Westport.
Wexford -	645	40,291	104	26,356	749	66,647	302	17,666	104	26,448	406	44,114	Wexford.
TOTAL for IRELAND }	18,381	1,566,584	7,220	2,381,910	25,601	3,948,494	6,222	434,943	7,126	2,420,292	13,348	2,855,235	{ TOTAL for IRELAND.
TOTAL for UNITED KINGDOM }	115,846	9,163,087	31,241	9,065,267	147,087	18,228,354	119,250	9,182,009	30,851	8,923,579	150,101	18,105,598	{ TOTAL for UNITED KINGDOM.
THE ISLE OF MAN }	1,212	44,870	304	73,774	1,516	118,644	567	21,690	241	57,477	808	79,167	{ THE ISLE OF MAN.

No. 65.

NUMBER and TONNAGE of FOREIGN SAILING and STEAM VESSELS, of EACH NATION, ENTERED and CLEARED COASTWISE (with CARGOES only) at PORTS in the UNITED KINGDOM.

NATIONALITY OF VESSELS.	ENTERED.				CLEARED.			
	SAILING VESSELS.		STEAM VESSELS.		SAILING VESSELS.		STEAM VESSELS.	
	Vessels.	Tons.	Vessels.	Tons.	Vessels.	Tons.	Vessels.	Tons.
Russian - - - - -	27	9,575	-	-	24	9,319	-	-
Swedish - - - - -	46	6,867	-	-	53	7,320	-	-
Norwegian - - - - -	35	7,131	-	-	42	8,632	-	-
Danish - - - - -	59	5,619	-	-	66	6,636	-	-
Prussian - - - - -	42	9,907	-	-	60	14,220	-	-
Schleswig, Holstein, & Lauenburg	3	279	-	-	4	352	-	-
Mecklenburg Schwerin - -	34	8,170	-	-	38	9,309	-	-
Hanoverian - - - - -	28	2,331	-	-	26	2,221	-	-
Oldenburg - - - - -	1	155	-	-	3	417	-	-
Hamburg - - - - -	2	144	-	-	4	535	1	434
Bremen - - - - -	-	-	-	-	1	51	-	-
Dutch - - - - -	64	6,604	-	-	66	7,758	-	-
French - - - - -	42	3,495	-	-	58	5,222	-	-
Spanish - - - - -	16	5,218	-	-	11	3,237	-	-
Portuguese - - - - -	-	-	-	-	1	189	-	-
Italian - - - - -	12	3,741	-	-	8	2,357	-	-
Papal - - - - -	-	-	-	-	1	242	-	-
Austrian - - - - -	8	2,365	-	-	15	5,134	-	-
Turkish - - - - -	1	184	-	-	2	552	-	-
American (U.S.) - - - - -	7	5,374	-	-	10	7,495	-	-
Other Countries - - - - -	2	546	-	-	9	2,185	-	-
TOTAL - - - - -	429	77,705	-	-	502	93,383	1	434

BONDED WAREHOUSE ACCOUNT.

QUANTITIES of the PRINCIPAL ARTICLES IMPORTED (subject to Duty) IN WAREHOUSE on 31st December 1864; RECEIVED INTO, and DELIVERED FROM WAREHOUSE in the Year 1865; and REMAINING IN WAREHOUSE on 31st December 1865, at the PRINCIPAL BONDING PORTS in the UNITED KINGDOM.

IN THE YEAR
1865.

NOTE.—As inaccuracies are sometimes supposed to occur in this Account, because discrepancies appear, if the Stock remaining in Warehouse be compared with the difference between the Total Imports of an Article and the subsequent Exports and Entries for Home Consumption, the following explanations are given to show that this Account is not susceptible of verification in the manner described :

In the compilation of the Bonded Warehouse Account, every document is used which substantiates a receipt or delivery under any circumstances, and this Account therefore presents an accurate view of the Stock in Warehouse both at the commencement and termination of the period which it embraces.

The column headed "Received into the Warehouse during the Year" includes :—

The Articles which, having been warehoused at one Port, were removed and re-warehoused at another; and under the head of "Wine" it also includes the increase of quantity caused by the addition of Spirits for the purpose of fortifying the Wine in Warehouse.

The column headed "Delivered from the Warehouse during the Year" includes :—

The Articles which, having been warehoused at one Port, were removed and re-warehoused at another.

The Deliveries of the respective Articles for Home Consumption, on payment of Duty.

The Exports of the respective Articles, less the Quantities exported on Drawback or otherwise, subsequently to the payment of Duty.

The Quantities of certain Articles delivered free of Duty for removal to the Victualling Stores of Her Majesty's Dockyards, or for the use of the Officers of Her Majesty's Navy and Army; and the Quantities delivered free of Duty to be used as Ships' Stores on board Merchant and Passenger Vessels, as shown in the Supplemental Account, p. 483.

The Quantities of Tea, Tobacco, Pepper, and other Articles taken out of Warehouse to be destroyed in cases of damage.

Under the head of "Brandy" the Quantities used in fortifying Wine in Bond.

Under the head of "Rum" the Quantities Mixed in Bond, with other Spirits, either British or Foreign, to be eventually exported under the denomination of "Mixed Spirits."

As regards the Quantities of Articles Entered for Home Consumption, which are shown in the General Import Account, it is to be remembered that they comprise the Quantities charged with Duty, and passed into consumption immediately on their delivery from the Ship, as well as the Quantities taken out of Warehouse for Home Consumption.

BONDED WAREHOUSE ACCOUNT.

YEAR 1865.

No. 66.

PRINCIPAL ARTICLES.	BONDING PORTS.	QUANTITIES				
		IN WAREHOUSE on 31st December 1864.	RECEIVED INTO WAREHOUSE DURING THE YEAR 1865 (including removals from Port to Port).	DELIVERED FROM WAREHOUSE DURING THE YEAR 1865 (including removals from Port to Port).	IN WAREHOUSE on 31st December 1865.	
COCOA	IN ENGLAND.		Lbs.	Lbs.	Lbs.	Lbs.
	London	- - - -	3,747,553	5,950,618	6,996,044	2,702,127
	Liverpool	- - - -	727,920	1,543,635	1,780,298	491,257
	Bristol	- - - -	1,022	741,103	741,932	193
	Hull	- - - -	-	11	11	-
	Newcastle	- - - -	701	-	174	527
	Other Ports	- - - -	1,449	1,252,533	1,177,418	76,564
	Total		4,478,645	9,487,900	10,695,877	3,270,668
	IN SCOTLAND.					
	Leith	- - - -	-	518	-	518
Glasgow	- - - -	130	14,998	14,998	130	
Greenock	- - - -	1	42,312	42,312	1	
Other Ports	- - - -	-	-	-	-	
Total		131	57,828	57,310	649	
IN IRELAND.						
Nil.						
TOTAL IN UNITED KINGDOM -		4,478,776	9,545,728	10,753,187	3,271,317	
COFFEE	IN ENGLAND.		Lbs.	Lbs.	Lbs.	Lbs.
	London	- - - -	28,658,798	130,151,583	123,819,590	34,990,791
	Liverpool	- - - -	1,884,294	8,231,773	8,650,057	1,466,010
	Bristol	- - - -	139,085	322,404	333,247	128,242
	Hull	- - - -	21,543	176,825	180,946	17,422
	Newcastle	- - - -	269,108	753,880	775,693	247,295
	Other Ports	- - - -	703,947	2,442,886	2,526,837	619,996
	Total		31,676,775	142,079,351	136,286,370	37,469,756
	IN SCOTLAND.					
	Leith	- - - -	199,244	429,650	433,266	195,628
Glasgow	- - - -	137,710	676,819	674,277	140,252	
Greenock	- - - -	8,148	29,713	29,076	8,785	
Other Ports	- - - -	82,183	234,824	247,250	69,757	
Total		427,285	1,371,006	1,383,869	414,422	
IN IRELAND.						
Dublin	- - - -	131,304	403,898	397,040	138,162	
Cork	- - - -	35,900	142,097	146,458	31,539	
Belfast	- - - -	38,022	74,679	88,416	24,285	
Other Ports	- - - -	33,510	53,070	59,510	27,070	
Total		238,736	673,744	691,424	221,056	
TOTAL IN UNITED KINGDOM -		32,342,796	144,124,101	138,361,663	38,105,234	

YEAR 1865.

BONDED WAREHOUSE ACCOUNT.

PRINCIPAL ARTICLES.	BONDING PORTS.	QUANTITIES			
		IN WAREHOUSE on 31st December 1864.	RECEIVED INTO WAREHOUSE DURING THE YEAR 1865, (including removals from Port to Port).	DELIVERED FROM WAREHOUSE DURING THE YEAR 1865 (including removals from Port to Port).	IN WAREHOUSE on 31st December 1865.
FRUIT: CURRANTS -	IN ENGLAND.	Cwts.	Cwts.	Cwts.	Cwts.
	London - - - -	301,735	541,385	576,830	266,290
	Liverpool - - - -	152,758	328,761	295,741	185,778
	Bristol - - - -	4,992	36,782	28,190	13,584
	Hull - - - -	2,982	2,401	2,566	2,817
	Newcastle - - - -	381	4,449	4,058	772
	Other Ports - - - -	7,240	24,887	24,082	8,045
	Total	470,088	938,665	931,467	477,286
	IN SCOTLAND.				
	Leith - - - -	188	1,979	1,778	389
	Glasgow - - - -	2,417	9,988	10,441	1,964
	Greenock - - - -	9	103	102	10
	Other Ports - - - -	75	325	298	102
Total	2,689	12,395	12,619	2,465	
IN IRELAND.					
Dublin - - - -	248	2,172	2,418	2	
Cork - - - -	—	—	—	—	
Belfast - - - -	96	650	451	295	
Other Ports - - - -	3	—	3	—	
Total	347	2,822	2,872	297	
TOTAL IN UNITED KINGDOM -	473,124	953,882	946,958	480,048	
,, RAISINS -	IN ENGLAND.	Cwts.	Cwts.	Cwts.	Cwts.
	London - - - -	62,050	254,964	245,909	71,105
	Liverpool - - - -	18,028	71,013	67,269	21,772
	Bristol - - - -	38	17,529	11,280	6,287
	Hull - - - -	110	679	609	180
	Newcastle - - - -	41	515	403	153
	Other Ports - - - -	2,041	5,214	5,727	1,528
	Total	82,308	349,914	331,197	101,025
	IN SCOTLAND.				
	Leith - - - -	282	496	706	72
	Glasgow - - - -	2,645	7,119	8,357	1,407
	Greenock - - - -	10	53	51	12
	Other Ports - - - -	30	134	114	50
Total	2,967	7,802	9,228	1,541	
IN IRELAND.					
Dublin - - - -	30	162	191	1	
Cork - - - -	—	—	—	—	
Belfast - - - -	32	301	333	—	
Other Ports - - - -	1	—	—	1	
Total	63	463	524	2	
TOTAL IN UNITED KINGDOM -	85,338	358,179	340,949	102,568	

BONDED WAREHOUSE ACCOUNT.

YEAR 1865.

PRINCIPAL ARTICLES.	BONDING PORTS.	QUANTITIES			
		In Warehouse on 31st December 1864.	RECEIVED INTO WAREHOUSE DURING THE YEAR 1865 (including removals from Port to Port).	DELIVERED FROM WAREHOUSE DURING THE YEAR 1865 (including removals from Port to Port).	In Warehouse on 31st December 1865.
		Lbs.	Lbs.	Lbs.	Lbs.
	IN ENGLAND.				
	London - - - - -	10,522,760	14,347,905	15,924,482	8,946,183
	Liverpool - - - - -	1,397,835	4,014,074	2,725,897	2,686,012
	Bristol - - - - -	37,313	60,720	67,267	30,766
	Hull - - - - -	655	4,841	4,850	646
	Newcastle - - - - -	13,769	34,785	31,821	16,733
	Other Ports - - - - -	60,407	108,803	108,390	60,820
	Total	12,032,739	18,571,128	18,862,707	11,741,160
	IN SCOTLAND.				
	Leith - - - - -	31,670	61,045	63,645	29,070
	Glasgow - - - - -	38,207	267,121	240,500	64,828
	Greenock - - - - -	-	442	442	-
	Other Ports - - - - -	7,222	22,375	26,846	2,751
	Total	77,099	350,983	331,433	96,649
	IN IRELAND.				
	Dublin - - - - -	13,831	89,867	85,236	18,462
	Cork - - - - -	3,233	8,147	6,215	5,165
	Belfast - - - - -	2,343	4,617	5,623	1,337
	Other Ports - - - - -	1,282	3,140	2,982	1,440
	Total	20,689	105,771	100,056	26,404
	TOTAL IN UNITED KINGDOM -	12,130,527	19,027,882	19,294,196	11,864,213
		Proof Gallons.	Proof Gallons.	Proof Gallons.	Proof Gallons.
	IN ENGLAND.				
	London - - - - -	3,678,383	5,218,593	4,947,047	3,949,929
	Liverpool - - - - -	1,961,865	1,443,331	1,610,651	1,794,545
	Bristol - - - - -	407,264	338,665	365,693	380,236
	Hull - - - - -	77,740	80,772	73,338	85,174
	Newcastle - - - - -	102,964	94,276	103,719	93,521
	Other Ports - - - - -	707,381	738,737	759,810	686,308
	Total	6,935,597	7,914,374	7,860,258	6,989,713
	IN SCOTLAND.				
	Leith - - - - -	53,753	63,804	69,252	48,305
	Glasgow - - - - -	40,928	79,199	80,397	39,730
	Greenock - - - - -	118,307	119,802	159,350	78,759
	Other Ports - - - - -	24,891	56,367	52,777	28,481
	Total	237,879	319,172	361,776	195,275
	IN IRELAND				
	Dublin - - - - -	16,312	20,104	23,372	13,044
	Cork - - - - -	3,357	7,781	7,885	3,303
	Belfast - - - - -	7,494	45,824	39,715	13,503
	Other Ports - - - - -	5,189	13,015	12,508	5,696
	Total	32,352	86,724	83,480	35,646
	TOTAL IN UNITED KINGDOM -	7,205,828	8,320,270	8,305,464	7,220,634
PEPPER - - - - -					
Semirs: RUM - - - - -					

YEAR 1865.

BONDED WAREHOUSE ACCOUNT.

PRINCIPAL ARTICLES.	BONDING PORTS.	QUANTITIES				
		IN WAREHOUSE on 31st December 1864.	RECEIVED INTO WAREHOUSE DURING THE YEAR 1865 (including removals from Port to Port).	DELIVERED FROM WAREHOUSE DURING THE YEAR 1865 (including removals from Port to Port).	IN WAREHOUSE on 31st December 1865.	
SPIRITS—Continued: " BRANDY	IN ENGLAND.		Proof Gallons.	Proof Gallons.	Proof Gallons.	Proof Gallons.
	London	- - - -	2,575,653	1,957,694	2,171,210	2,362,137
	Liverpool	- - - -	738,969	415,878	459,396	695,451
	Bristol	- - - -	285,174	247,457	243,041	289,590
	Hull	- - - -	145,973	70,144	89,501	126,616
	Newcastle	- - - -	40,591	30,938	32,213	39,316
	Other Ports	- - - -	533,687	394,051	404,741	522,997
	Total		4,320,047	3,116,162	3,400,102	4,036,107
	IN SCOTLAND.					
	Leith	- - - -	107,540	108,745	97,412	118,873
	Glasgow	- - - -	118,076	139,487	132,403	125,160
	Greenock	- - - -	12,995	6,355	7,354	11,996
	Other Ports	- - - -	27,406	34,993	29,320	33,079
	Total		266,017	289,580	266,489	289,108
	IN IRELAND.					
Dublin	- - - -	112,035	98,467	86,978	123,524	
Cork	- - - -	9,996	15,983	16,153	9,826	
Belfast	- - - -	30,640	22,982	22,719	30,903	
Other Ports	- - - -	15,247	24,366	19,726	19,887	
Total		167,918	161,798	145,576	184,140	
TOTAL IN UNITED KINGDOM -		4,753,982	3,567,540	3,812,167	4,509,355	
" GENEVA	IN ENGLAND.		Proof Gallons.	Proof Gallons.	Proof Gallons.	Proof Gallons.
	London	- - - -	24,281	60,994	60,283	24,992
	Liverpool	- - - -	59,317	65,605	81,359	43,563
	Bristol	- - - -	11,337	13,030	15,669	8,698
	Hull	- - - -	2,306	2,534	2,763	2,077
	Newcastle	- - - -	2,533	3,316	3,401	2,448
	Other Ports	- - - -	32,318	33,192	39,477	26,033
	Total		132,092	178,671	202,952	107,811
	IN SCOTLAND.					
	Leith	- - - -	7,505	26,684	24,667	9,522
	Glasgow	- - - -	18,655	24,924	26,567	17,012
	Greenock	- - - -	656	1,804	1,550	910
	Other Ports	- - - -	5,352	13,850	12,786	6,416
	Total		32,168	67,262	65,570	33,860
	IN IRELAND.					
Dublin	- - - -	3,028	9,076	8,408	3,696	
Cork	- - - -	473	1,437	1,603	307	
Belfast	- - - -	4,080	5,047	5,159	3,968	
Other Ports	- - - -	1,651	2,005	2,620	1,036	
Total		9,232	17,565	17,790	9,007	
TOTAL IN UNITED KINGDOM -		173,492	263,498	286,312	150,678	

BONDED WAREHOUSE ACCOUNT.

YEAR 1865.

PRINCIPAL ARTICLES.	BONDING PORTS.	QUANTITIES				
		IN WAREHOUSE on 31st December 1864.	RECEIVED INTO WAREHOUSE DURING THE YEAR 1865 (including removals from Port to Port).	DELIVERED FROM WAREHOUSE DURING THE YEAR 1865 (including removals from Port to Port).	IN WAREHOUSE on 31st December 1865.	
SUGAR : REFINED, AND SUGAR CANDY	IN ENGLAND.		Cwts.	Cwts.	Cwts.	Cwts.
	London - - - - -		92,954	151,618	164,815	79,757
	Liverpool - - - - -		43,247	76,410	75,396	44,261
	Bristol - - - - -		5,083	34,011	24,271	14,823
	Hull - - - - -		4,000	137,978	127,380	14,598
	Newcastle - - - - -		749	7,393	6,089	2,053
	Other Ports - - - - -		2,233	36,512	34,388	4,357
		Total	148,266	443,922	432,339	159,849
	IN SCOTLAND.					
	Leith - - - - -		2,955	78,384	70,254	11,085
	Glasgow - - - - -		9,443	52,405	47,075	14,773
	Greenock - - - - -		83	625	695	13
	Other Ports - - - - -		507	13,921	13,071	1,357
		Total	12,988	145,335	131,095	27,228
	IN IRELAND.					
Dublin - - - - -		11,310	45,528	39,862	16,976	
Cork - - - - -		4,354	10,062	11,153	3,263	
Belfast - - - - -		2,718	6,059	5,208	3,569	
Other Ports - - - - -		2	1,314	1,151	165	
	Total	18,384	62,963	57,374	23,973	
	TOTAL IN UNITED KINGDOM -	179,638	652,220	620,808	211,050	
SUGAR, RAW: " Equal to White Clayed	IN ENGLAND.		Cwts.	Cwts.	Cwts.	Cwts.
	London - - - - -		72,302	53,527	115,664	10,165
	Liverpool - - - - -		14,705	21,100	24,720	11,085
	Bristol - - - - -		21	4,537	4,323	235
	Hull - - - - -		27	2,657	2,095	589
	Newcastle - - - - -		15	33	44	4
	Other Ports - - - - -		113	2,278	2,265	126
		Total	87,183	84,132	149,111	22,204
	IN SCOTLAND.					
	Leith - - - - -		—	712	324	388
	Glasgow - - - - -		52	325	271	106
	Greenock - - - - -		3,754	7,861	5,972	5,643
	Other Ports - - - - -		999	191	1,180	10
		Total	4,805	9,089	7,747	6,147
	IN IRELAND.					
Dublin - - - - -		—	190	—	190	
Cork - - - - -		—	—	—	—	
Belfast - - - - -		—	—	—	—	
Other Ports - - - - -		—	—	—	—	
	Total	—	190	—	190	
	TOTAL IN UNITED KINGDOM -	91,988	93,411	156,858	28,541	

YEAR 1865.

BONDED WAREHOUSE ACCOUNT.

PRINCIPAL ARTICLES.	BONDING PORTS.	QUANTITIES			
		IN WAREHOUSE on 31st December 1864.	RECEIVED INTO WAREHOUSE DURING THE YEAR 1865 (including removals from Port to Port).	DELIVERED FROM WAREHOUSE DURING THE YEAR 1865 (including removals from Port to Port).	IN WAREHOUSE on 31st December 1865.
	IN ENGLAND.	Cwts.	Cwts.	Cwts.	Cwts.
	London - - - -	1,086,599	1,842,138	2,291,937	636,800
	Liverpool - - - -	245,160	283,573	373,537	155,196
	Bristol - - - -	17,798	679,749	605,525	92,022
	Hull - - - -	262	1,852	1,540	574
	Newcastle - - - -	290	1,606	1,851	45
	Other Ports - - - -	11,527	125,358	131,650	5,235
	Total	1,361,636	2,934,276	3,406,040	889,872
	IN SCOTLAND.				
	Leith - - - -	701	106,985	106,868	818
	Glasgow - - - -	2,585	20,228	21,630	1,183
	Greenock - - - -	193,450	771,489	631,702	333,237
	Other Ports - - - -	11,520	102,913	87,182	27,251
	Total	208,256	1,001,615	847,392	362,489
	IN IRELAND.				
	Dublin - - - -	5,750	10,809	10,734	5,825
	Cork - - - -	1,306	62	1,127	241
	Belfast - - - -	29	55	73	11
	Other Ports - - - -	460	1,028	1,399	89
	Total	7,545	11,954	13,333	6,166
	TOTAL IN UNITED KINGDOM -	1,577,437	3,947,845	4,266,755	1,258,527
	IN ENGLAND.	Cwts.	Cwts.	Cwts.	Cwts.
	London - - - -	782,591	1,772,239	2,001,217	553,613
	Liverpool - - - -	767,961	554,827	807,904	514,884
	Bristol - - - -	30,581	268,706	273,562	25,725
	Hull - - - -	6	1,789	1,655	140
	Newcastle - - - -	40	57	57	40
	Other Ports - - - -	10,130	127,524	129,538	8,116
	Total	1,591,309	2,725,142	3,213,933	1,102,518
	IN SCOTLAND.				
	Leith - - - -	4,261	77,609	81,623	247
	Glasgow - - - -	14,173	8,844	19,070	3,947
	Greenock - - - -	260,590	816,896	867,511	209,975
	Other Ports - - - -	567	47,984	42,876	5,675
	Total	279,591	951,333	1,011,080	219,844
	IN IRELAND.				
	Dublin - - - -	28,181	15,152	39,216	4,117
	Cork - - - -	3,848	14	3,693	169
	Belfast - - - -	152	175	241	86
	Other Ports - - - -	927	6,687	7,512	102
	Total	33,108	22,028	50,662	4,474
	TOTAL IN UNITED KINGDOM -	1,904,008	3,698,503	4,275,675	1,326,836
SUGAR, RAW--Continued:					
" Equal to Brown Clayed, but not equal to White Clayed - - -					
" Not equal to Brown Clayed, but equal to Brown Mus- covado - - -					

BONDED WAREHOUSE ACCOUNT.

YEAR 1865.

PRINCIPAL ARTICLES.	BONDING PORTS.	QUANTITIES			
		IN WAREHOUSE on 31st December 1864.	RECEIVED INTO WAREHOUSE DURING THE YEAR 1865 (including removals from Port to Port).	DELIVERED FROM WAREHOUSE DURING THE YEAR 1865 (including removals from Port to Port).	IN WAREHOUSE on 31st December 1865.
	IN ENGLAND.	Cwts.	Cwts.	Cwts.	Cwts.
	London - - - -	246,052	790,834	613,670	423,216
	Liverpool - - - -	222,898	783,469	564,364	442,003
	Bristol - - - -	11,649	218,600	217,626	12,623
	Hull - - - -	—	784	784	—
	Newcastle - - - -	—	—	—	—
	Other Ports - - - -	10,880	73,316	77,574	6,622
	Total	491,479	1,867,003	1,474,018	884,464
	IN SCOTLAND.				
	Leith - - - -	6	8,499	8,505	—
	Glasgow - - - -	3,855	1,494	5,345	4
	Greenock - - - -	37,875	421,424	382,318	76,981
	Other Ports - - - -	7	6,904	6,288	623
	Total	41,743	438,321	402,456	77,608
	IN IRELAND.				
	Dublin - - - -	8,241	7,422	10,578	5,085
	Cork - - - -	498	—	384	114
	Belfast - - - -	—	44	44	—
	Other Ports - - - -	1,546	4,752	6,223	75
	Total	10,285	12,218	17,229	5,274
	TOTAL IN UNITED KINGDOM -	543,507	2,317,542	1,893,703	967,346
	IN ENGLAND.	Cwts.	Cwts.	Cwts.	Cwts.
	London - - - -	2,187,544	4,458,738	5,022,488	1,623,794
	Liverpool - - - -	1,250,724	1,642,969	1,770,525	1,123,168
	Bristol - - - -	60,049	1,171,592	1,101,036	130,605
	Hull - - - -	295	7,082	6,074	1,303
	Newcastle - - - -	345	1,696	1,952	89
	Other Ports - - - -	32,650	328,476	341,027	20,099
	Total	3,531,607	7,610,553	8,243,102	2,899,058
	IN SCOTLAND.				
	Leith - - - -	4,968	193,805	197,320	1,453
	Glasgow - - - -	20,665	30,891	46,316	5,240
	Greenock - - - -	495,669	2,017,670	1,887,503	625,836
	Other Ports - - - -	13,093	157,992	137,526	33,559
	Total	534,395	2,400,358	2,268,665	666,088
	IN IRELAND.				
	Dublin - - - -	42,172	33,573	60,528	15,217
	Cork - - - -	5,652	76	5,204	524
	Belfast - - - -	181	274	358	97
	Other Ports - - - -	2,933	12,467	15,134	266
	Total	50,938	46,390	81,224	16,104
	TOTAL IN UNITED KINGDOM -	4,116,940	10,057,301	10,592,991	3,581,250
SUGAR, RAW—Continued :					
" Not equal to Brown					
Muscovado - - - -					
TOTAL of SUGAR, RAW					

YEAR 1865.

BONDED WAREHOUSE ACCOUNT.

PRINCIPAL ARTICLES.	BONDING PORTS.	QUANTITIES			
		IN WAREHOUSE on 31st December 1864.	RECEIVED INTO WAREHOUSE DURING THE YEAR 1865 (including removals from Port to Port).	DELIVERED FROM WAREHOUSE DURING THE YEAR 1865 (including removals from Port to Port).	IN WAREHOUSE on 31st December 1865.
	IN ENGLAND.	Cwts.	Cwts.	Cwts.	Cwts.
	London - - - - -	27,096	118,581	98,949	46,728
	Liverpool - - - - -	42,761	474,144	382,497	134,408
	Bristol - - - - -	136	879	872	143
	Hull - - - - -	—	—	—	—
	Newcastle - - - - -	6	31	34	3
	Other Ports - - - - -	256	1,244	1,192	308
	Total	70,255	594,879	483,544	181,590
	IN SCOTLAND.				
	Leith - - - - -	47	97	129	15
	Glasgow - - - - -	641	378	339	680
	Greenock - - - - -	40,924	97,753	105,798	32,879
	Other Ports - - - - -	—	2,526	2,526	—
	Total	41,612	100,754	108,792	33,574
	IN IRELAND.				
	Dublin - - - - -	—	—	—	—
	Cork - - - - -	39	70	70	39
	Belfast - - - - -	—	—	—	—
	Other Ports - - - - -	—	18	18	—
	Total	39	88	88	39
	TOTAL IN UNITED KINGDOM -	111,906	695,721	592,424	215,203
	IN ENGLAND.	Lbs.	Lbs.	Lbs.	Lbs.
	London - - - - -	94,478,587	117,209,885	129,688,697	81,999,775
	Liverpool - - - - -	2,718,452	7,486,937	7,245,341	2,960,048
	Bristol - - - - -	641,078	1,866,473	1,801,593	705,958
	Hull - - - - -	24,805	297,866	280,051	42,620
	Newcastle - - - - -	346,294	1,278,835	1,182,412	442,717
	Other Ports - - - - -	1,867,772	5,623,341	5,516,197	1,974,916
	Total	100,076,988	133,763,337	145,714,291	88,126,034
	IN SCOTLAND.				
	Leith - - - - -	1,065,998	3,076,891	2,951,832	1,191,057
	Glasgow - - - - -	1,352,405	6,486,377	5,753,661	2,085,121
	Greenock - - - - -	4,826	30,150	25,290	9,686
	Other Ports - - - - -	731,874	2,097,695	2,025,811	803,758
	Total	3,155,103	11,691,113	10,756,594	4,089,622
	IN IRELAND.				
	Dublin - - - - -	1,091,491	6,237,591	6,248,022	1,081,060
	Cork - - - - -	292,770	1,204,877	1,171,687	325,960
	Belfast - - - - -	541,370	3,294,750	3,201,097	635,023
	Other Ports - - - - -	604,765	3,184,484	3,023,943	765,306
	Total	2,530,396	13,921,702	13,644,749	2,807,349
	TOTAL IN UNITED KINGDOM -	105,762,487	159,376,152	170,115,634	95,023,005
MOLASSES - - - - -					
	IN ENGLAND.	Lbs.	Lbs.	Lbs.	Lbs.
	London - - - - -	94,478,587	117,209,885	129,688,697	81,999,775
	Liverpool - - - - -	2,718,452	7,486,937	7,245,341	2,960,048
	Bristol - - - - -	641,078	1,866,473	1,801,593	705,958
	Hull - - - - -	24,805	297,866	280,051	42,620
	Newcastle - - - - -	346,294	1,278,835	1,182,412	442,717
	Other Ports - - - - -	1,867,772	5,623,341	5,516,197	1,974,916
	Total	100,076,988	133,763,337	145,714,291	88,126,034
	IN SCOTLAND.				
	Leith - - - - -	1,065,998	3,076,891	2,951,832	1,191,057
	Glasgow - - - - -	1,352,405	6,486,377	5,753,661	2,085,121
	Greenock - - - - -	4,826	30,150	25,290	9,686
	Other Ports - - - - -	731,874	2,097,695	2,025,811	803,758
	Total	3,155,103	11,691,113	10,756,594	4,089,622
	IN IRELAND.				
	Dublin - - - - -	1,091,491	6,237,591	6,248,022	1,081,060
	Cork - - - - -	292,770	1,204,877	1,171,687	325,960
	Belfast - - - - -	541,370	3,294,750	3,201,097	635,023
	Other Ports - - - - -	604,765	3,184,484	3,023,943	765,306
	Total	2,530,396	13,921,702	13,644,749	2,807,349
	TOTAL IN UNITED KINGDOM -	105,762,487	159,376,152	170,115,634	95,023,005
TEA - - - - -					

BONDED WAREHOUSE ACCOUNT.

YEAR 1865.

PRINCIPAL ARTICLES.	BONDING PORTS.	QUANTITIES			
		IN WAREHOUSE on 31st December 1864.	RECEIVED INTO WAREHOUSE DURING THE YEAR 1865 (including removals from Port to Port).	DELIVERED FROM WAREHOUSE DURING THE YEAR 1865 (including removals from Port to Port).	IN WAREHOUSE on 31st December 1865.
TOBACCO : " UNMANUFACTURED	IN ENGLAND.				
		Lbs.	Lbs.	Lbs.	Lbs.
	London - - - - -	37,219,702	33,275,641	28,459,479	42,034,864
	Liverpool - - - - -	32,383,016	28,405,732	25,993,082	34,795,666
	Bristol - - - - -	456,041	1,355,768	1,186,107	625,702
	Hull - - - - -	47,598	190,177	193,459	44,316
	Newcastle - - - - -	80,061	498,251	452,671	125,641
	Other Ports - - - - -	393,899	2,816,322	2,652,113	558,108
	Total	70,579,317	66,541,891	58,936,911	78,184,297
	IN SCOTLAND.				
		Lbs.	Lbs.	Lbs.	Lbs.
	Leith - - - - -	427,116	860,716	927,486	360,346
	Glasgow - - - - -	904,180	3,172,143	2,382,937	1,693,386
	Greenock - - - - -	7,097	11,291	16,834	1,554
	Other Ports - - - - -	89,674	557,431	551,336	95,769
Total	1,428,067	4,601,581	3,878,593	2,151,055	
IN IRELAND.					
	Lbs.	Lbs.	Lbs.	Lbs.	
Dublin - - - - -	1,007,516	3,807,447	3,714,004	1,100,959	
Cork - - - - -	238,060	1,247,821	1,243,036	242,845	
Belfast - - - - -	248,784	940,537	974,720	214,601	
Other Ports - - - - -	350,119	1,757,868	1,680,134	427,873	
Total	1,844,479	7,753,693	7,611,894	1,986,278	
TOTAL IN UNITED KINGDOM -	73,851,863	78,897,165	70,427,398	82,321,630	
" MANUFACTURED, CIGARS AND SNUFF	IN ENGLAND.				
		Lbs.	Lbs.	Lbs.	Lbs.
	London - - - - -	2,160,992	2,152,568	2,016,345	2,297,215
	Liverpool - - - - -	1,583,744	489,411	1,089,691	983,464
	Bristol - - - - -	11,993	25,519	22,457	15,055
	Hull - - - - -	3,121	28,314	26,651	4,784
	Newcastle - - - - -	4,605	22,711	22,279	5,037
	Other Ports - - - - -	85,534	389,149	392,963	81,720
	Total	3,849,989	3,107,672	3,570,386	3,387,275
	IN SCOTLAND.				
		Lbs.	Lbs.	Lbs.	Lbs.
	Leith - - - - -	1,889	9,898	9,105	2,682
	Glasgow - - - - -	55,386	80,179	98,043	37,522
	Greenock - - - - -	4,001	11,493	12,638	2,856
	Other Ports - - - - -	6,612	31,492	26,820	11,284
Total	67,888	133,062	146,606	54,344	
IN IRELAND.					
	Lbs.	Lbs.	Lbs.	Lbs.	
Dublin - - - - -	4,400	12,397	11,797	5,000	
Cork - - - - -	1,090	6,314	5,131	2,273	
Belfast - - - - -	1,063	3,747	3,425	1,385	
Other Ports - - - - -	1,530	2,517	2,263	1,784	
Total	8,083	24,975	22,616	10,442	
TOTAL IN UNITED KINGDOM -	3,925,960	3,265,709	3,739,608	3,452,061	

YEAR 1865.

BONDED WAREHOUSE ACCOUNT.

PRINCIPAL ARTICLES.	BONDING PORTS.	QUANTITIES			
		In Warehouse on 31st December 1864.	RECEIVED INTO WAREHOUSE DURING THE YEAR 1865 (including removals from Port to Port).	DELIVERED FROM WAREHOUSE DURING THE YEAR 1865 (including removals from Port to Port).	In Warehouse on 31st December 1865.
	IN ENGLAND.	Gallons.	Gallons.	Gallons.	Gallons.
	London - - - -	25,958	88,084	44,426	69,616
	Liverpool - - - -	8,092	10,763	6,717	12,138
	Bristol - - - -	4,645	57	2,801	1,901
	Hull - - - -	1,109	—	458	651
	Newcastle - - - -	616	304	237	683
	Other Ports - - - -	4,337	14,170	12,111	6,396
	Total	44,757	113,378	66,750	91,385
	IN SCOTLAND.				
	Leith - - - -	1,523	—	345	1,178
	Glasgow - - - -	1,052	—	397	655
	Greenock - - - -	2	—	—	2
	Other Ports - - - -	690	38	469	279
	Total	3,267	58	1,211	2,114
	IN IRELAND.				
	Dublin - - - -	4,538	1,765	4,564	1,739
	Cork - - - -	1,418	310	1,146	582
	Belfast - - - -	879	159	168	870
	Other Ports - - - -	418	1,149	825	742
	Total	7,253	3,383	6,703	3,933
	TOTAL IN UNITED KINGDOM -	55,277	116,819	74,664	97,432
	IN ENGLAND.	Gallons.	Gallons.	Gallons.	Gallons.
	London - - - -	28,502	50,384	47,840	31,046
	Liverpool - - - -	—	—	—	—
	Bristol - - - -	—	—	—	—
	Hull - - - -	—	—	—	—
	Newcastle - - - -	—	—	—	—
	Other Ports - - - -	—	—	—	—
	Total	28,502	50,384	47,840	31,046
	IN SCOTLAND.				
	Leith - - - -	—	—	—	—
	Glasgow - - - -	—	—	—	—
	Greenock - - - -	—	—	—	—
	Other Ports - - - -	—	—	—	—
	Total	—	—	—	—
	IN IRELAND.				
	Dublin - - - -	—	—	—	—
	Cork - - - -	—	—	—	—
	Belfast - - - -	—	—	—	—
	Other Ports - - - -	—	—	—	—
	Total	—	—	—	—
	TOTAL IN UNITED KINGDOM -	28,502	50,384	47,840	31,046

WINE :
 „ Imported from British Possessions in South Africa - -

„ Imported from Other British Possessions - -

BONDED WAREHOUSE ACCOUNT.

YEAR 1865.

PRINCIPAL ARTICLES.	BONDING PORTS.	QUANTITIES				
		IN WAREHOUSE on 31st December 1864.	RECEIVED INTO WAREHOUSE DURING THE YEAR 1865 (including removals from Port to Port).	DELIVERED FROM WAREHOUSE DURING THE YEAR 1865 (including removals from Port to Port).	IN WAREHOUSE on 31st December 1865.	
WINE—Continued : " Imported from Holland -	IN ENGLAND.		Gallons.	Gallons.	Gallons.	Gallons.
	London	- - - -	84,363	257,437	249,626	92,174
	Liverpool	- - - -	28,839	47,908	43,449	33,298
	Bristol	- - - -	8,327	22,192	17,347	13,172
	Hull	- - - -	2,584	3,577	3,608	2,553
	Newcastle	- - - -	3,669	1,424	1,272	3,821
	Other Ports	- - - -	9,967	25,526	24,257	11,236
	Total		137,749	358,064	339,559	156,254
	IN SCOTLAND.					
	Leith	- - - -	3,501	9,958	9,667	3,792
	Glasgow	- - - -	4,743	10,651	8,855	6,539
	Greenock	- - - -	89	489	141	437
	Other Ports	- - - -	732	3,549	3,363	918
	Total		9,065	24,647	22,026	11,686
	IN IRELAND.					
Dublin	- - - -	5,447	8,923	10,268	4,102	
Cork	- - - -	74	2,065	1,560	579	
Belfast	- - - -	1,484	8,457	7,376	2,565	
Other Ports	- - - -	973	3,912	2,505	2,380	
Total		7,978	23,357	21,709	9,626	
TOTAL IN UNITED KINGDOM -		154,792	406,068	383,294	177,566	
" Imported from France	IN ENGLAND.		Gallons.	Gallons.	Gallons.	Gallons.
	London	- - - -	696,346	1,823,271	1,821,775	697,842
	Liverpool	- - - -	264,221	258,533	291,218	231,536
	Bristol	- - - -	44,992	76,304	72,311	48,985
	Hull	- - - -	11,361	23,563	23,608	11,316
	Newcastle	- - - -	10,136	15,622	13,150	12,608
	Other Ports	- - - -	73,515	300,905	306,701	67,719
	Total		1,100,571	2,498,198	2,528,763	1,070,006
	IN SCOTLAND.					
	Leith	- - - -	27,578	79,804	87,690	19,692
	Glasgow	- - - -	34,104	101,781	101,400	34,485
	Greenock	- - - -	1,856	3,617	2,920	2,553
	Other Ports	- - - -	5,109	8,998	9,465	4,642
	Total		68,647	194,200	201,475	61,372
	IN IRELAND.					
Dublin	- - - -	45,119	102,408	97,554	49,973	
Cork	- - - -	1,994	11,997	12,078	1,913	
Belfast	- - - -	9,054	42,543	40,844	10,753	
Other Ports	- - - -	4,779	19,664	18,694	5,749	
Total		60,946	176,612	169,170	68,388	
TOTAL IN UNITED KINGDOM -		1,230,164	2,869,010	2,899,408	1,199,766	

YEAR 1865.

BONDED WAREHOUSE ACCOUNT.

PRINCIPAL ARTICLES.	BONDING PORTS.	QUANTITIES			
		IN WAREHOUSE on 31st December 1864.	RECEIVED INTO WAREHOUSE DURING THE YEAR 1865 (including removals from Port to Port).	DELIVERED FROM WAREHOUSE DURING THE YEAR 1865 (including removals from Port to Port).	IN WAREHOUSE on 31st December 1865.
	IN ENGLAND.	Gallons.	Gallons.	Gallons.	Gallons.
	London - - - -	2,614,414	2,731,600	2,462,965	2,883,049
	Liverpool - - - -	325,152	384,495	332,926	376,721
	Bristol - - - -	195,458	158,061	131,359	222,160
	Hull - - - -	70,177	47,170	45,235	72,112
	Newcastle - - - -	39,572	32,071	23,388	48,255
	Other Ports - - - -	322,703	368,349	315,908	375,144
	Total	3,567,476	3,721,746	3,311,781	3,977,441
	IN SCOTLAND.				
	Leith - - - -	119,963	121,222	118,490	122,695
	Glasgow - - - -	119,303	114,079	122,217	111,165
	Greenock - - - -	4,660	3,992	3,963	4,689
	Other Ports - - - -	21,573	31,770	26,610	26,733
	Total	265,499	271,063	271,280	265,292
	IN IRELAND.				
	Dublin - - - -	113,491	187,088	166,565	134,014
	Cork - - - -	11,062	14,787	13,938	11,911
	Belfast - - - -	24,737	28,987	33,075	20,649
	Other Ports - - - -	27,147	39,680	33,833	33,194
	Total	176,437	270,742	247,411	199,768
	TOTAL IN UNITED KINGDOM -	4,009,412	4,263,551	3,830,472	4,442,491
	IN ENGLAND.	Gallons.	Gallons.	Gallons.	Gallons.
	London - - - -	27,699	35,006	33,819	28,886
	Liverpool - - - -	1,645	528	1,337	836
	Bristol - - - -	701	385	430	656
	Hull - - - -	89	87	131	45
	Newcastle - - - -	91	201	199	93
	Other Ports - - - -	1,193	585	553	1,225
	Total	31,418	36,792	36,469	31,741
	IN SCOTLAND.				
	Leith - - - -	600	771	945	426
	Glasgow - - - -	323	130	127	326
	Greenock - - - -	-	-	-	-
	Other Ports - - - -	88	88	176	-
	Total	1,011	989	1,248	752
	IN IRELAND.				
	Dublin - - - -	266	541	638	169
	Cork - - - -	2	-	-	2
	Belfast - - - -	-	-	-	-
	Other Ports - - - -	-	-	-	-
	Total	268	541	638	171
	TOTAL IN UNITED KINGDOM -	32,697	38,322	38,355	32,664

WINE—Continued:
 „ Imported from Portugal

„ Imported from Madeira

BONDED WAREHOUSE ACCOUNT.

YEAR 1865.

PRINCIPAL ARTICLES.	BONDING PORTS.	QUANTITIES			
		IN WAREHOUSE on 31st December 1864.	RECEIVED INTO WAREHOUSE DURING THE YEAR 1865 (including removals from Port to Port).	DELIVERED FROM WAREHOUSE DURING THE YEAR 1865 (including removals from Port to Port).	IN WAREHOUSE on 31st December 1865.
	IN ENGLAND.	Gallons.	Gallons.	Gallons.	Gallons.
	London - - - -	4,938,341	4,464,397	5,069,829	4,332,909
	Liverpool - - - -	598,739	631,890	608,155	622,474
	Bristol - - - -	248,643	226,506	235,608	239,541
	Hull - - - -	65,343	42,255	55,805	51,793
	Newcastle - - - -	45,829	45,271	37,050	54,050
	Other Ports - - - -	461,917	483,001	464,187	480,731
	Total	6,358,812	5,893,320	6,470,634	5,781,498
	IN SCOTLAND.				
	Leith - - - -	219,632	245,291	224,180	240,743
	Glasgow - - - -	152,673	174,130	182,026	144,777
	Greenock - - - -	8,228	9,837	10,246	7,819
	Other Ports - - - -	34,102	46,017	42,134	37,985
	Total	414,635	475,275	458,586	431,324
	IN IRELAND.				
	Dublin - - - -	375,553	427,973	431,814	371,712
	Cork - - - -	32,734	37,446	40,532	29,648
	Belfast - - - -	56,704	82,666	80,802	58,568
	Other Ports - - - -	57,447	73,157	74,981	55,623
	Total	522,438	621,242	628,129	515,551
	TOTAL IN UNITED KINGDOM -	7,295,885	6,989,837	7,557,349	6,728,373
	IN ENGLAND.	Gallons.	Gallons.	Gallons.	Gallons.
	London - - - -	6,019	13,564	11,093	8,490
	Liverpool - - - -	—	237	237	—
	Bristol - - - -	120	—	—	120
	Hull - - - -	—	91	91	—
	Newcastle - - - -	—	—	—	—
	Other Ports - - - -	19	—	—	19
	Total	6,158	13,892	11,421	8,629
	IN SCOTLAND.				
	Leith - - - -	—	97	49	48
	Glasgow - - - -	—	48	24	24
	Greenock - - - -	—	—	—	—
	Other Ports - - - -	—	—	—	—
	Total	—	145	73	72
	IN IRELAND.				
	Dublin - - - -	—	93	46	47
	Cork - - - -	1,101	283	838	546
	Belfast - - - -	—	—	—	—
	Other Ports - - - -	—	—	—	—
	Total	1,101	376	884	593
	TOTAL IN UNITED KINGDOM -	7,259	14,413	12,378	9,294
WINE—Continued :					
„ Imported from Spain - -					
„ Imported from the Canaries - - - -					

YEAR 1865.

BONDED WAREHOUSE ACCOUNT.

PRINCIPAL ARTICLES.	BONDING PORTS.	QUANTITIES			
		IN WAREHOUSE on 31st December 1864.	RECEIVED INTO WAREHOUSE DURING THE YEAR 1865 (including removals from Port to Port).	DELIVERED FROM WAREHOUSE DURING THE YEAR 1865 (including removals from Port to Port).	IN WAREHOUSE on 31st December 1865.
	IN ENGLAND.	Gallons.	Gallons.	Gallons.	Gallons.
	London - - - -	100,839	282,135	291,139	91,835
	Liverpool - - - -	54,574	28,837	47,093	36,318
	Bristol - - - -	27,732	39,800	38,945	28,587
	Hull - - - -	8,835	6,032	10,532	4,335
	Newcastle - - - -	1,626	1,350	919	2,057
	Other Ports - - - -	44,574	40,059	45,748	38,885
	Total	238,180	398,213	434,376	202,017
	IN SCOTLAND.				
	Leith - - - -	5,726	3,469	5,928	3,267
	Glasgow - - - -	5,641	17,694	15,335	8,000
	Greenock - - - -	841	816	1,078	579
	Other Ports - - - -	1,266	1,849	2,202	913
	Total	13,474	23,828	24,543	12,759
	IN IRELAND.				
	Dublin - - - -	14,577	47,809	32,002	30,384
	Cork - - - -	422	1,919	1,736	605
	Belfast - - - -	4,073	3,429	5,004	2,498
	Other Ports - - - -	1,442	3,877	3,454	1,865
	Total	20,514	57,034	42,196	35,352
	TOTAL IN UNITED KINGDOM -	272,168	479,075	501,115	250,128
	IN ENGLAND.	Gallons.	Gallons.	Gallons.	Gallons.
	London - - - -	309,345	542,512	543,833	308,024
	Liverpool - - - -	33,617	56,476	31,995	58,098
	Bristol - - - -	30,829	11,308	17,756	24,381
	Hull - - - -	38,909	5,551	14,145	30,315
	Newcastle - - - -	2,076	4,236	3,361	2,951
	Other Ports - - - -	39,478	41,138	43,044	37,572
	Total	454,264	661,221	654,134	461,341
	IN SCOTLAND.				
	Leith - - - -	18,035	9,207	11,707	15,535
	Glasgow - - - -	3,187	8,770	7,165	4,792
	Greenock - - - -	275	129	243	161
	Other Ports - - - -	1,109	2,848	2,469	1,498
	Total	22,606	20,954	21,584	21,976
	IN IRELAND.				
	Dublin - - - -	12,435	14,910	12,479	14,866
	Cork - - - -	1,044	3,057	2,748	1,353
	Belfast - - - -	3,057	3,065	3,540	2,582
	Other Ports - - - -	1,894	7,019	6,930	1,983
	Total	18,430	28,051	25,697	20,784
	TOTAL IN UNITED KINGDOM -	495,290	710,226	701,415	504,101

WINE—Continued :
 „ Imported from Italy :—
 Naples and Sicily -

„ Imported from Other
 Countries -

BONDED WAREHOUSE ACCOUNT.

YEAR 1865.

PRINCIPAL ARTICLES.	BONDING PORTS.	QUANTITIES				
		IN WAREHOUSE on 31st December 1864.	RECEIVED INTO WAREHOUSE DURING THE YEAR 1865 (including removals from Port to Port).	DELIVERED FROM WAREHOUSE DURING THE YEAR 1865 (including removals from Port to Port).	IN WAREHOUSE on 31st December 1865.	
WINE—Continued: " Mixed in Bond	IN ENGLAND.		Gallons.	Gallons.	Gallons.	Gallons.
	London	- - - -	503,905	899,929	886,323	517,511
	Liverpool	- - - -	33,971	41,681	42,847	32,805
	Bristol	- - - -	48,040	35,606	41,699	41,947
	Hull	- - - -	5,280	3,228	2,648	5,860
	Newcastle	- - - -	8,426	4,636	3,437	9,625
	Other Ports	- - - -	32,471	38,805	36,444	34,832
	Total		632,093	1,023,885	1,013,398	642,580
	IN SCOTLAND.					
	Leith	- - - -	11,953	27,219	22,109	17,063
	Glasgow	- - - -	18,944	14,340	14,551	18,733
	Greenock	- - - -	335	219	313	241
	Other Ports	- - - -	2,014	985	874	2,125
	Total		33,246	42,763	37,847	38,162
	IN IRELAND.					
Dublin	- - - -	46,898	32,686	38,636	40,948	
Cork	- - - -	443	569	725	287	
Belfast	- - - -	11,002	8,515	13,842	5,675	
Other Ports	- - - -	1,834	2,104	1,871	2,067	
Total		60,177	43,874	55,074	48,977	
TOTAL IN UNITED KINGDOM -		725,516	1,110,522	1,106,319	729,719	
TOTAL OF WINE	IN ENGLAND.		Gallons.	Gallons.	Gallons.	Gallons.
	London	- - - -	9,335,731	11,188,319	11,462,668	9,061,382
	Liverpool	- - - -	1,348,860	1,461,348	1,405,974	1,404,224
	Bristol	- - - -	609,467	570,219	558,256	621,450
	Hull	- - - -	203,687	131,554	156,261	178,980
	Newcastle	- - - -	112,041	105,115	83,013	134,143
	Other Ports	- - - -	990,174	1,312,538	1,248,953	1,063,759
	Total		12,599,970	14,769,093	14,915,125	12,453,938
	IN SCOTLAND.					
	Leith	- - - -	408,511	497,038	481,110	424,439
	Glasgow	- - - -	339,970	441,623	452,097	329,496
	Greenock	- - - -	16,286	19,099	18,904	16,461
	Other Ports	- - - -	66,683	96,162	87,762	75,083
	Total		831,450	1,053,922	1,039,873	845,499
	IN IRELAND.					
Dublin	- - - -	618,324	924,196	794,566	647,954	
Cork	- - - -	50,294	72,433	75,301	47,426	
Belfast	- - - -	110,990	177,821	184,651	104,160	
Other Ports	- - - -	95,934	160,762	143,093	103,603	
Total		875,542	1,225,212	1,197,611	903,143	
TOTAL IN UNITED KINGDOM -		14,306,962	17,048,227	17,152,609	14,202,580	

SUPPLEMENTAL BONDED WAREHOUSE ACCOUNT.

No. 67.

QUANTITIES of the PRINCIPAL ARTICLES of IMPORTED MERCHANDISE, DELIVERED FREE of DUTY, from the BONDED WAREHOUSES, for the USE of HER MAJESTY'S NAVY or ARMY, and for STORES of MERCHANT VESSELS, respectively, during the Year 1865.

PRINCIPAL ARTICLES.	For the VICTUALLING STORES of HER MAJESTY'S DOCKYARDS, and for the USE of OFFICERS of HER MAJESTY'S NAVY or ARMY, &c.	For STORES of MERCHANT VESSELS.	TOTAL.
Cocoa - - - - -	<i>Lbs.</i> 969,503	3,800	973,303
Coffee - - - - -	" 2,176	1,590,843	1,593,019
Currants - - - - -	<i>Cwts.</i> 5	3,136	3,141
Pepper - - - - -	<i>Lbs.</i> 31,940	19,321	51,261
Raisins - - - - -	<i>Cwts.</i> 1,310	6,670	7,980
Spirits: Rum - - - - -	<i>Proof Galls.</i> 282,530	149,823	432,353
Brandy - - - - -	" 123	63,915	64,038
Geneva - - - - -	" 33	20,780	20,813
Sugar:			
Raw - - - - -	<i>Cwts.</i> 13,807	50,155	63,962
Refined and Candy, Foreign - - - - -	" 82	5,420	5,502
" " British delivered on Drawback - - - - -	" 283	7,000	7,283
Molasses - - - - -	" -	6,182	6,182
Tea - - - - -	<i>Lbs.</i> 214,172	741,786	955,958
Tobacco:			
Unmanufactured - - - - -	" 391,465	-	391,465
Manufactured:			
Foreign - - - - -	" 67,675	760,633	828,308
British delivered on Drawback - - - - -	" 75	64,834	64,909
Wine - - - - -	<i>Gallons</i> 24,873	126,229	151,102


THE
STATIONERY OFFICE

1847

1847
1848
1849
1850
1851
1852
1853
1854
1855
1856
1857
1858
1859
1860
1861
1862
1863
1864
1865
1866
1867
1868
1869
1870
1871
1872
1873
1874
1875
1876
1877
1878
1879
1880
1881
1882
1883
1884
1885
1886
1887
1888
1889
1890
1891
1892
1893
1894
1895
1896
1897
1898
1899
1900

LONDON:
Printed by **GEORGE E. EYRE** and **WILLIAM SPOTTISWOODE,**
Printers to the Queen's most Excellent Majesty.
For Her Majesty's Stationery Office.

E. G.



UNIVERSITY OF MINNESOTA
wils 1865
Folio 314.2 G79t
Great Britain. Customs and Excise Dept.
Annual statement of the trade of the Uni



3 1951 002 271 310 L


Minnesota Library Access Center
9ZAR03D17S11TG6