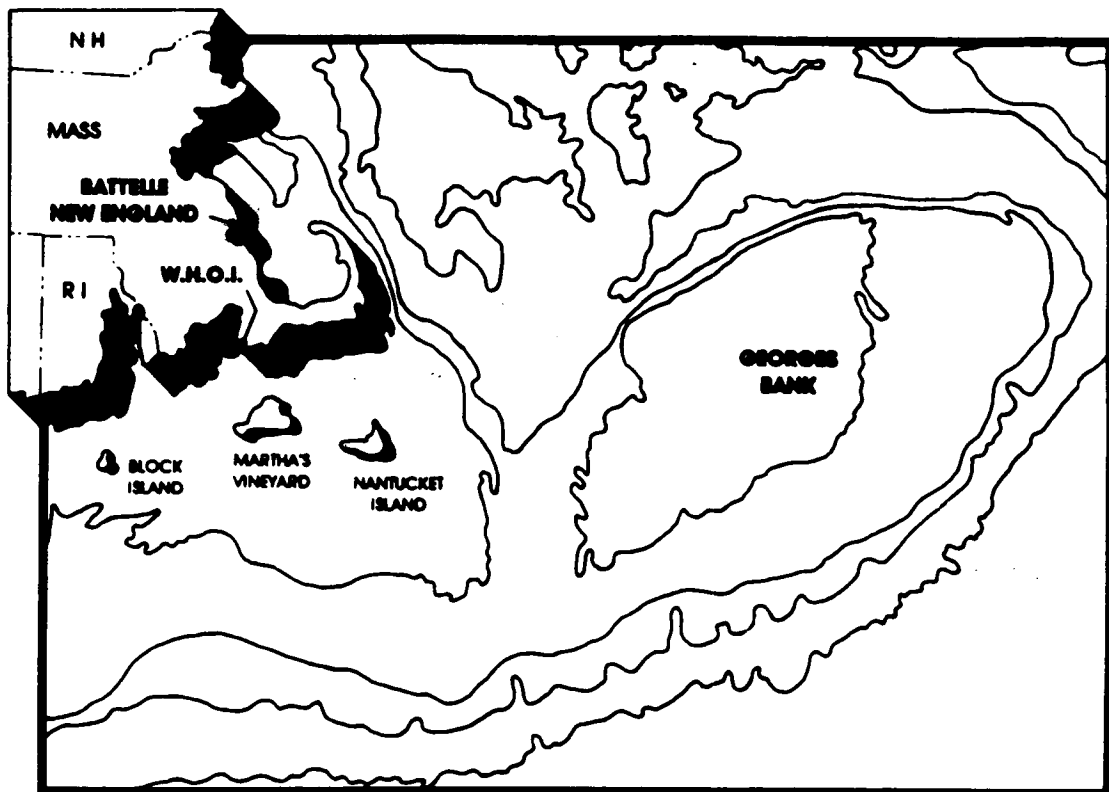


# Georges Bank Benthic Infauna Monitoring Program

VOLUME 3

APPENDICES



## PREPARED BY

**Battelle New England  
Marine Research Laboratory  
Duxbury, Massachusetts**

and

**Woods Hole  
Oceanographic Institution  
Woods Hole, Massachusetts**

**GEORGES BANK BENTHIC INFAUNA MONITORING PROGRAM**

**FINAL REPORT  
FOR THIRD YEAR OF SAMPLING**

**Prepared for**

**UNITED STATES DEPARTMENT OF THE INTERIOR**

**MINERALS MANAGEMENT SERVICE**

**Washington, D.C. 20240**

**under Contract No. 14-12-0001-29192**

**Battelle New England Marine Research Laboratory  
397 Washington Street, Duxbury, Massachusetts 02332  
and  
Woods Hole Oceanographic Institution  
Woods Hole, Massachusetts 02543**

**April 15, 1985**

## **DISCLAIMER**

This report has been reviewed by the Minerals Management Service (MMS) and has been approved for publication. Approval does not signify that the contents necessarily reflect the views and policies of the MMS, nor does mention of trade names or commercial products constitute endorsement or recommendation for use.

1. Report No.	2.	3. Recipient's Accession No.	
4. Title and Subtitle Georges Bank Benthic Infauna Monitoring Program: Final Report for the Third Year of Sampling		5. Report Date April 15, 1985	
7. Author(s) Editors: Nancy Maciolek-Blake, J. Frederick Grassle and Jerry M. Neff		6.	
9. Performing Organization Name and Address Battelle New England Marine Research Laboratory 397 Washington St., Duxbury, MA. 02332 and Woods Hole Oceanographic Institution Woods Hole, MA. 02543		8. Performing Organization Report No.	
		10. Project/Task/Work Unit No.	
		11. Contract or Grant No. 14-12-0001-29192	
12. Sponsoring Organization Name and Address U.S. Department of the Interior Minerals Management Service, Procurement Division Procurement Operations Branch B, Mail Stop 635 12203 Sunrise Valley Drive; Reston, VA. 22091		13. Type of Report  FINAL	
15. Supplementary Notes  A three volume set: Vol. 1 Final Executive Summary, Vol.2 Final Report, Vol.3 Appendices		14.	
16. Abstract  Concerns about the potential effects of oil and gas exploration activities on Georges Bank led to the initiation of a monitoring program in July 1981. The program included sampling of the benthic communities near, upcurrent, and downcurrent of the drilling rigs, analysis of bottom photographs for epifauna and microtopography, trawl collections, total organic carbon and sediment grain size analysis. Six replicate samples were collected with a 0.04-m <sup>2</sup> Van Veen grab sampler at 46 stations on a seasonal basis and were live-sieved through stacked 500-µm and 300-µm screens. Twenty-nine stations were positioned in a tight radial array around a rig at 80 m. A second group of three stations were near a rig site at 140 m. The remaining stations covered a broad expanse of the Bank and nearby areas of potential deposition of drilling materials. Additional aspects of this program included a detailed life history analysis of 23 dominant species, and a study which linked fish feeding with benthic production. Results from the 12 biological collections indicated little heterogeneity within stations, with good replication between samples. A strong relationship between faunal composition and both sediment type and depth was indicated by cluster analysis. Little seasonal variation was detected, but some annual differences were seen using cluster analysis and correspondence analysis. Much of the variation in the abundance of several amphipod species could be explained by recruitment and mortality, but patterns in the density of polychaete species were more difficult to explain. Dominant species remained fairly constant at each station over the three-year period. Biomass varied over time and among stations, with a significant increase at some stations between the first and second years. Bottom photographs revealed depth-related patterns of microtopography and confirmed the patchy distribution of the sand dollar, <i>Echinarachnius parma</i> , as documented from the grab samples. Total organic carbon was correlated with sediment grain size, with sandy sediments having values below 0.20 percent and predominantly silt-clay sediments having markedly higher values. Eight dry wells have been drilled to date in the Lease Sale 42 area. No biological impacts which could be attributed to drilling activities were detected at any station, including the site-specific array in Block 312, the three stations near the drill rig in Block 410, or any regional station monitored in this program.			
17. Originator's Key Words Georges Bank, exploratory drilling, benthic infauna, community structure, life history analysis, benthic production, sediment texture, total organic carbon.		18. Availability Statement  Availability Unlimited	
19. U. S. Security Classif. of the Report	20. U. S. Security Classif. of This Page	21. No. of Pages	22. Price

## LIST OF APPENDICES

Page

### APPENDIX A

Average Positions of Replicate Grab Samples at Georges Bank  
Monitoring Program Regional and Site-Specific Stations ..... A-1

### APPENDIX B

Species Recorded from Georges Bank Infaunal Samples ..... B-1

### APPENDIX C

Species Retained as Voucher Specimens From Dredge or Trawl  
Samples From Regional and Site-Specific Stations ..... C-1

### APPENDIX D

Annotated Species List ..... D-1

### APPENDIX E

Dominant Species at Georges Bank Stations ..... E-1

### APPENDIX F

Community Parameters For Regional and Site-Specific Stations ..... F-1

### APPENDIX G

Cluster Dendrograms ..... G-1

### APPENDIX H

Average Density Per Square Meter of Epibenthic Macrofauna Identified  
From Bottom Photographs Taken at Georges Bank Benthic Monitoring  
Regional and Site-Specific Stations ..... H-1

### APPENDIX I

Results of CHN Analysis From Georges Bank Benthic Monitoring  
Program Regional and Site-Specific Stations ..... I-1

### APPENDIX J

Sediment Grain Size Analysis of Regional and Site-Specific Stations ..... J-1

### APPENDIX K

Hydrographic Parameters at Georges Bank Benthic Monitoring Program  
Regional Stations ..... K-1

## **APPENDIX A**

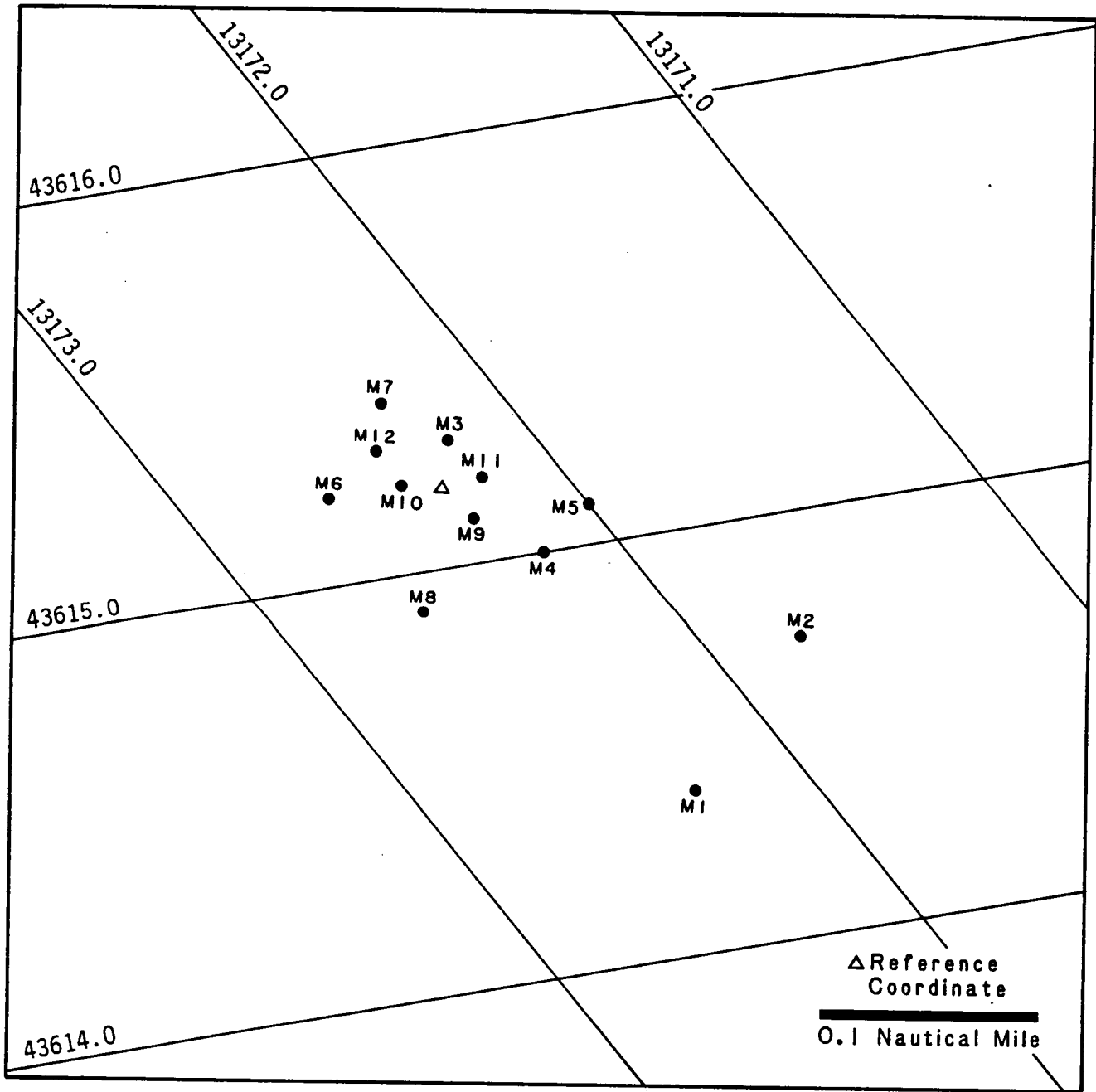


Figure A-1. Average positions of replicate 0.04m<sup>2</sup> biology grab samples at Georges Bank Monitoring Program Station 1 plotted for each cruise using LORAN-C time delays. Reference time delays are given in Table A-1. The reference coordinate indicated in the figure represents the average of all grabs (biology and chemistry) taken in July 1981 (M1).

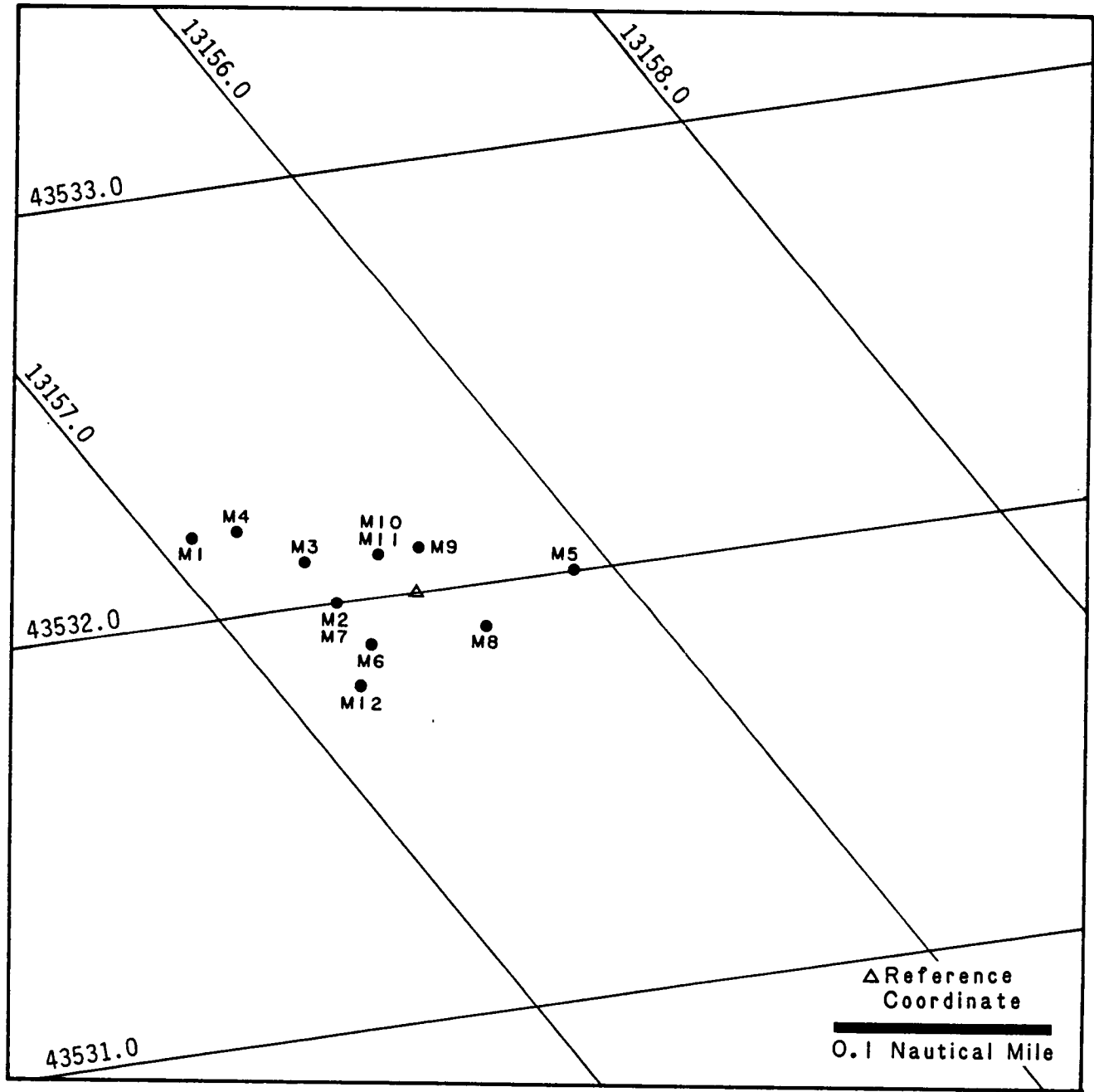


Figure A-2. Average positions of replicate 0.04m<sup>2</sup> biology grab samples at Georges Bank Monitoring Program Station 2 plotted for each cruise using LORAN-C time delays. Reference time delays are given in Table A-1. The reference coordinate indicated in the figure represents the average of all grabs (biology and chemistry) taken in July 1981 (M1).



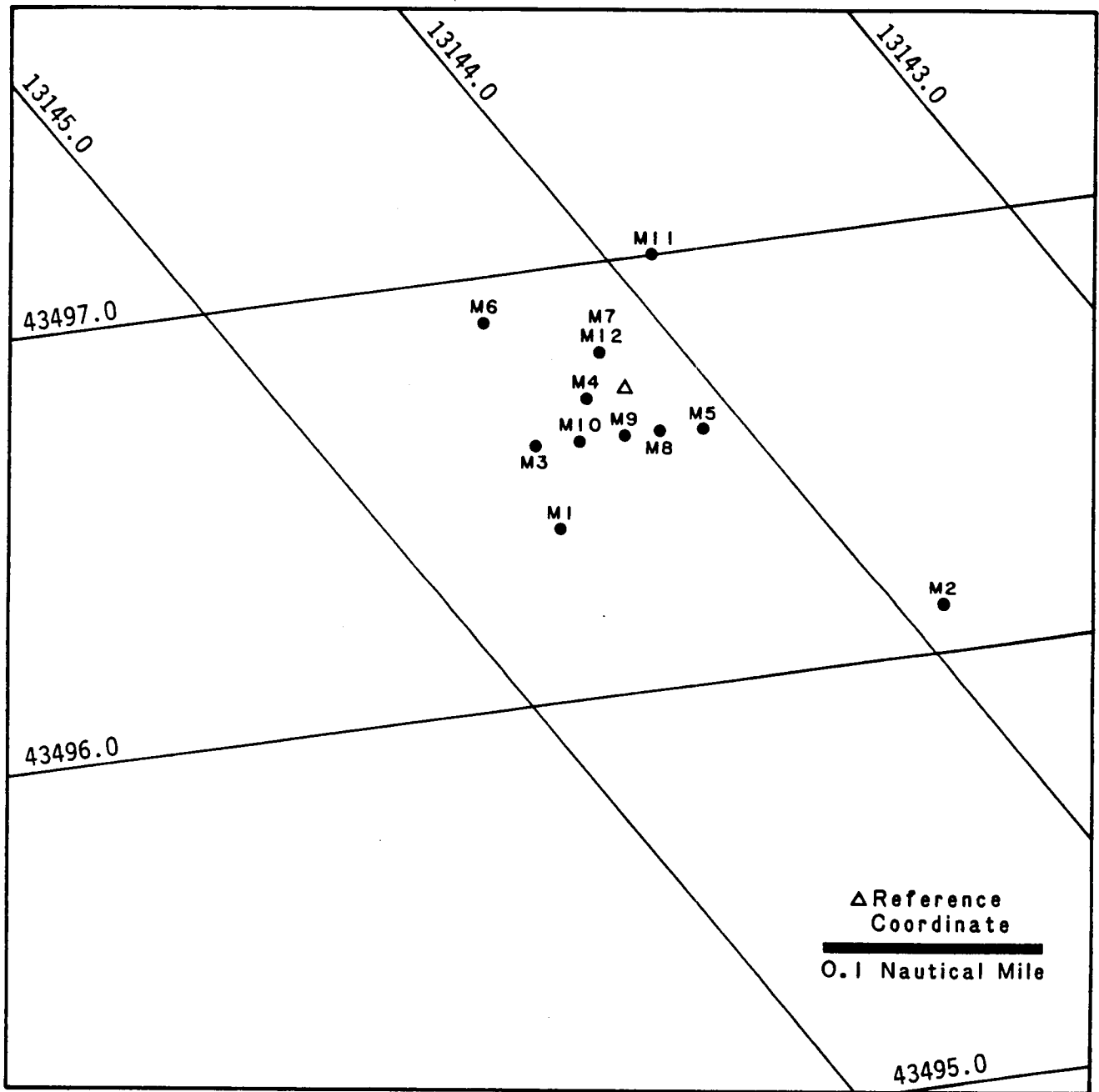


Figure A-3. Average positions of replicate 0.04m<sup>2</sup> biology grab samples at Georges Bank Monitoring Program Station 3 plotted for each cruise using LORAN-C time delays. Reference time delays are given in Table A-1. The reference coordinate indicated in the figure represents the average of all grabs (biology and chemistry) taken in July 1981 (M1).

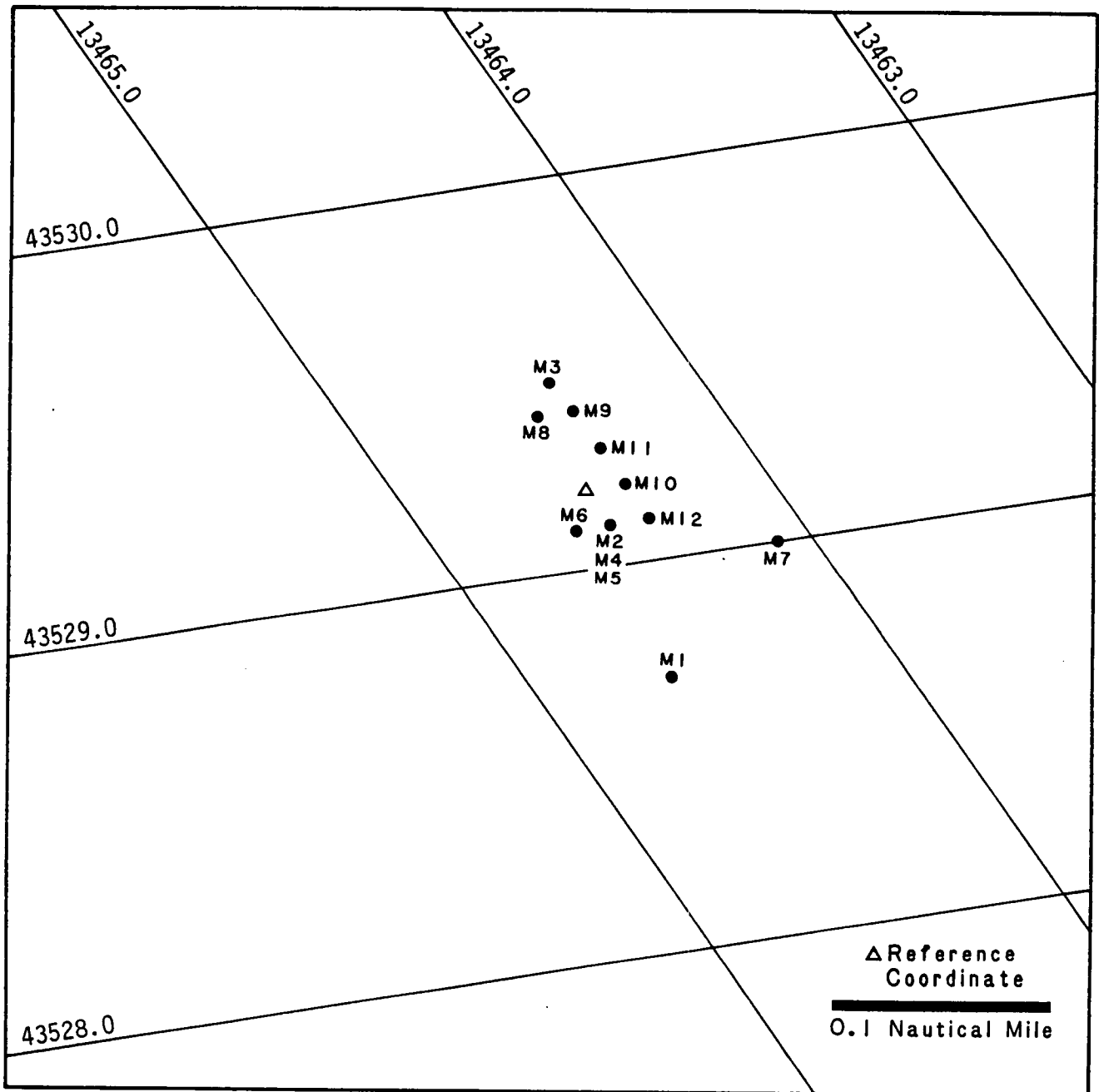


Figure A-4. Average positions of replicate 0.04m<sup>2</sup> biology grab samples at Georges Bank Monitoring Program Station 4 plotted for each cruise using LORAN-C time delays. Reference time delays are given in Table A-1. The reference coordinate indicated in the figure represents the average of all grabs (biology and chemistry) taken in July 1981 (M1).

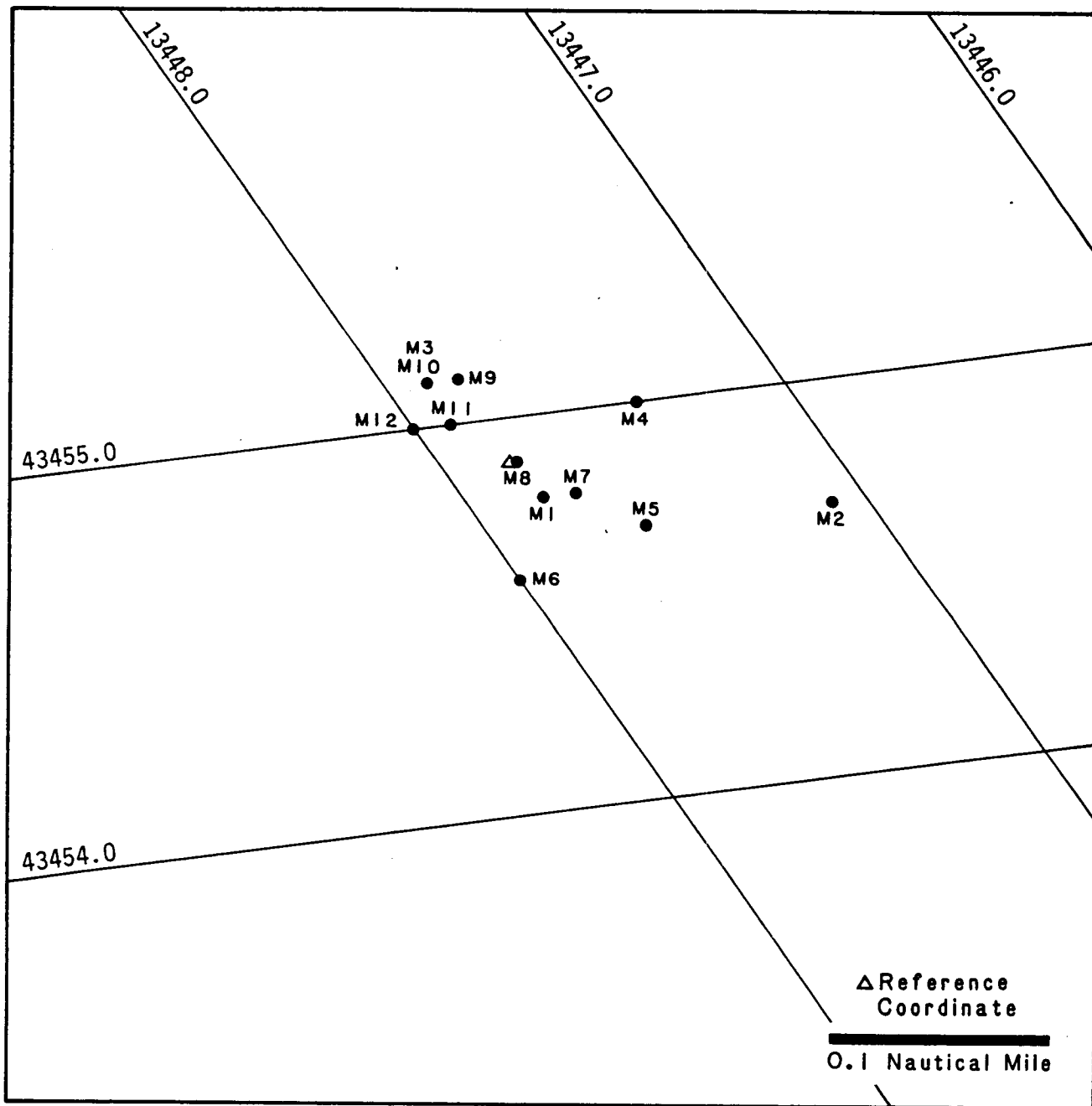


Figure A-5. Average positions of replicate 0.04m<sup>2</sup> biology grab samples at Georges Bank Monitoring Program Station 5 (Site-Specific Station 5-1) plotted for each cruise using LORAN-C time delays. Reference time delays are given in Table A-1. The reference coordinate indicated in the figure represents the average of all grabs (biology and chemistry) taken in July 1981 (M1).

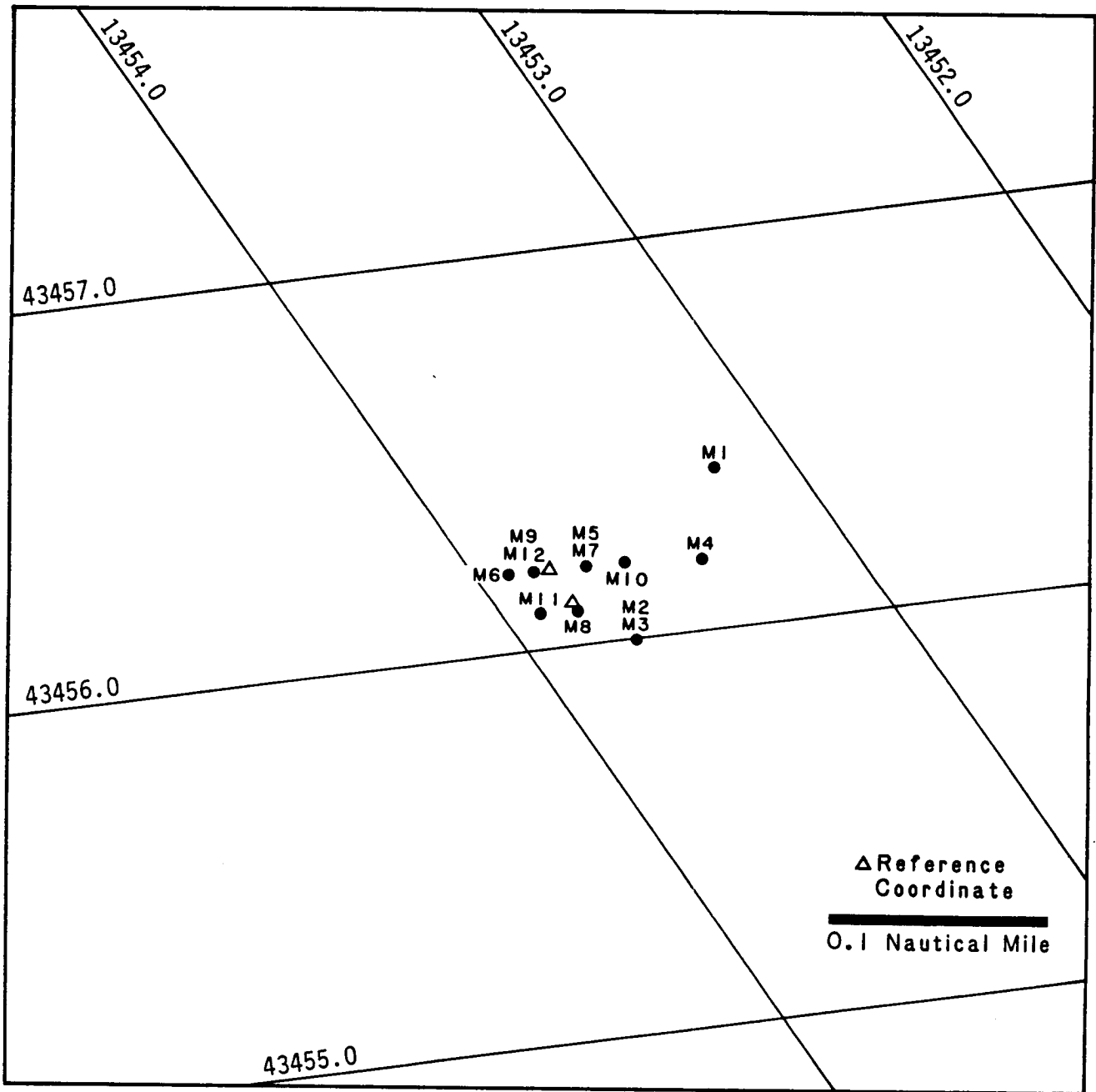


Figure A-6. Average positions of replicate 0.04m<sup>2</sup> biology grab samples at Georges Bank Monitoring Program Site-Specific Station 5-18 plotted for each cruise using LORAN-C time delays. Reference time delays are given in Table A-1. The reference coordinate indicated in the figure represents the average of all grabs (biology and chemistry) taken in July 1981 (M1).

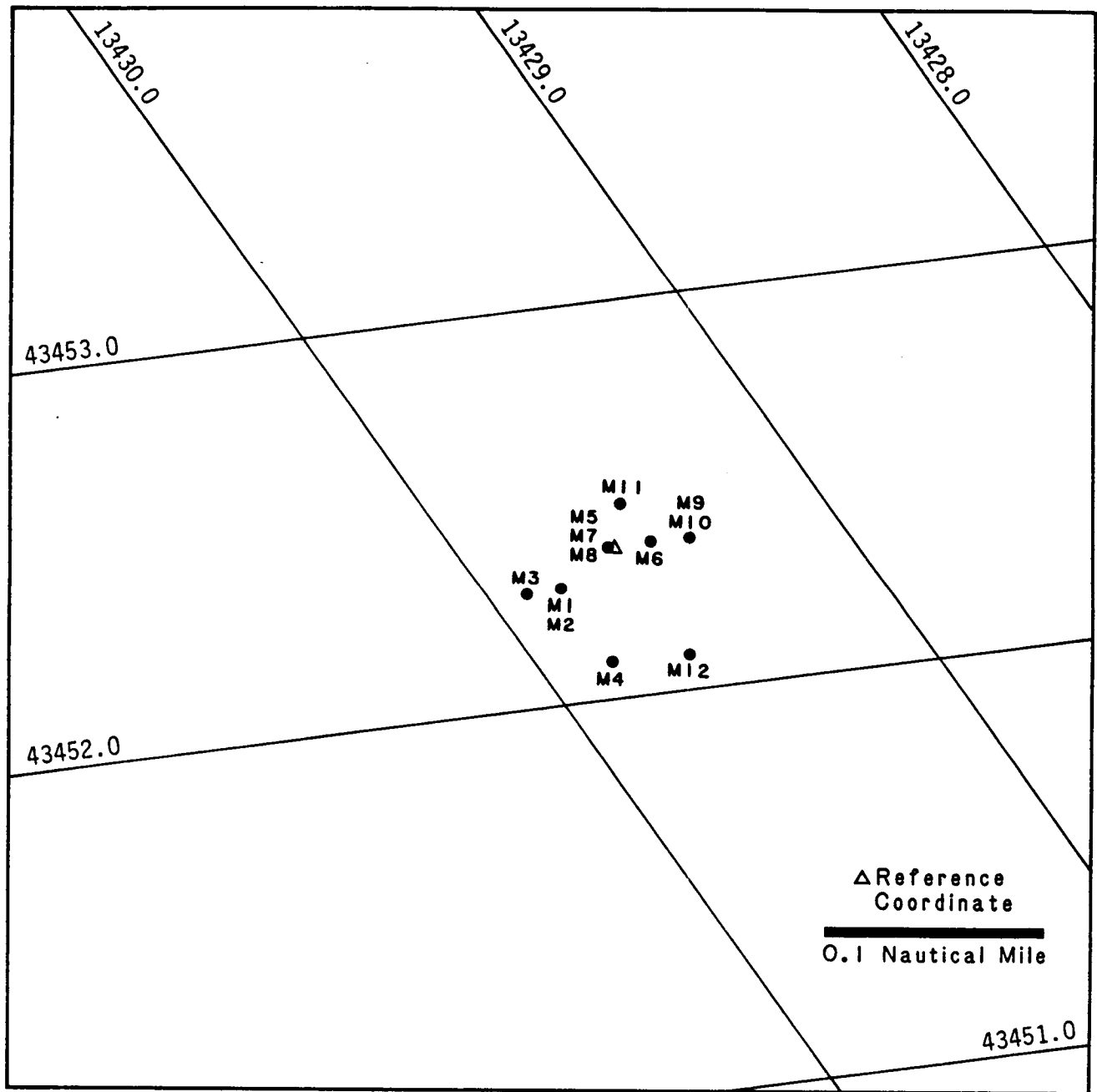


Figure A-7. Average positions of replicate 0.04m<sup>2</sup> biology grab samples at Georges Bank Monitoring Program Site-Specific Station 5-28 plotted for each cruise using LORAN-C time delays. Reference time delays are given in Table A-1. The reference coordinate indicated in the figure represents the average of all grabs (biology and chemistry) taken in July 1981(M1).

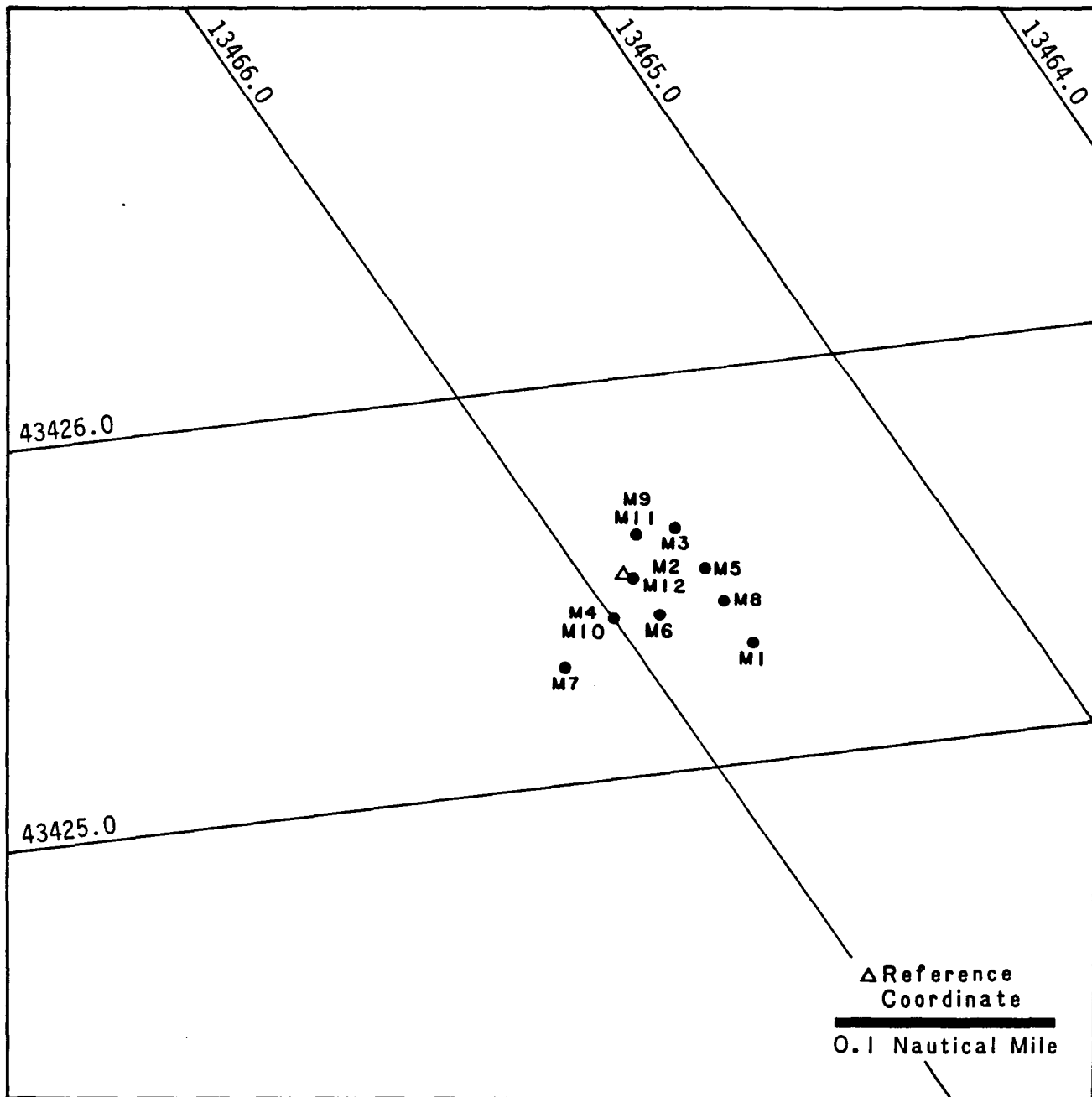


Figure A-8. Average positions of replicate 0.04m<sup>2</sup> biology grab samples at Georges Bank Monitoring Program Station 6 plotted for each cruise using LORAN-C time delays. Reference time delays are given in Table A-1. The reference coordinate indicated in the figure represents the average of all grabs (biology and chemistry) taken in July 1981 (M1).

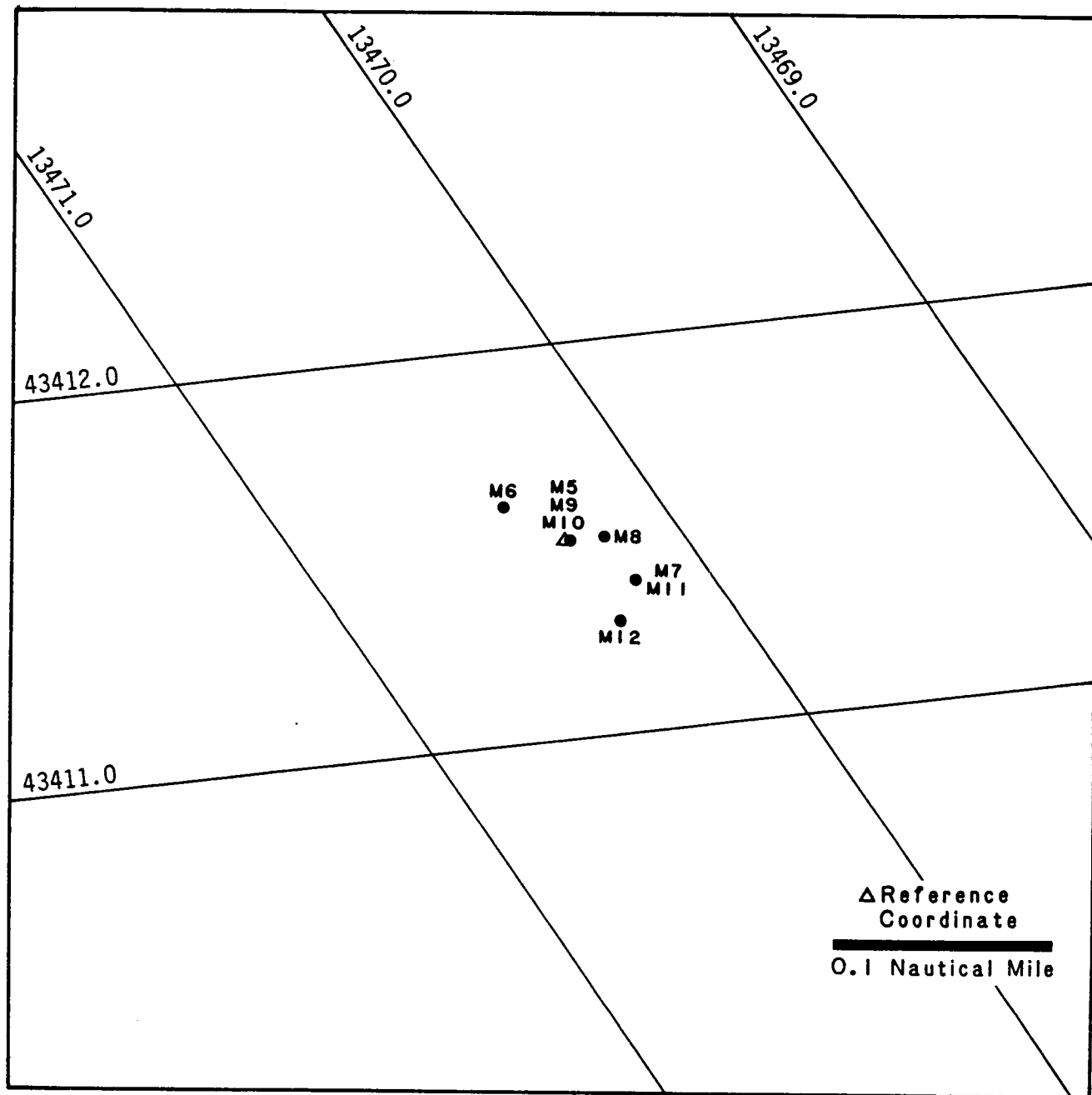


Figure A-9. Average positions of replicate 0.04m<sup>2</sup> biology grab samples at Georges Bank Monitoring Program Station 7A plotted for each cruise using LORAN-C time delays. Reference time delays are given in Table A-1. The reference coordinate indicated in the figure represents the average of all grabs (biology and chemistry) taken in July 1981 (M1).

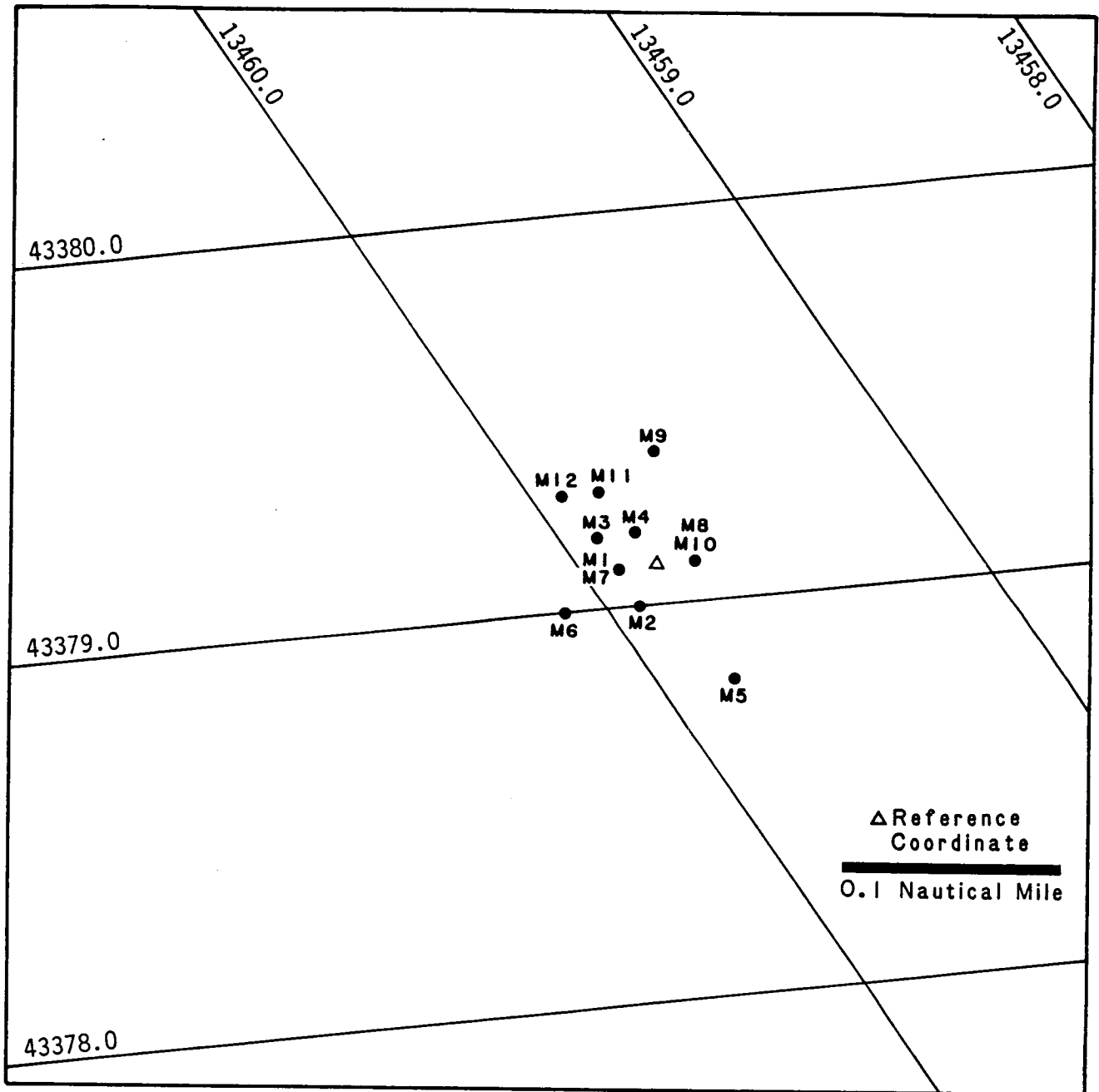


Figure A-10. Average positions of replicate 0.04m<sup>2</sup> biology grab samples at Georges Bank Monitoring Program Station 8 plotted for each cruise using LORAN-C time delays. Reference time delays are given in Table A-1. The reference coordinate indicated in the figure represents the average of all grabs (biology and chemistry) taken in July 1981 (M1).



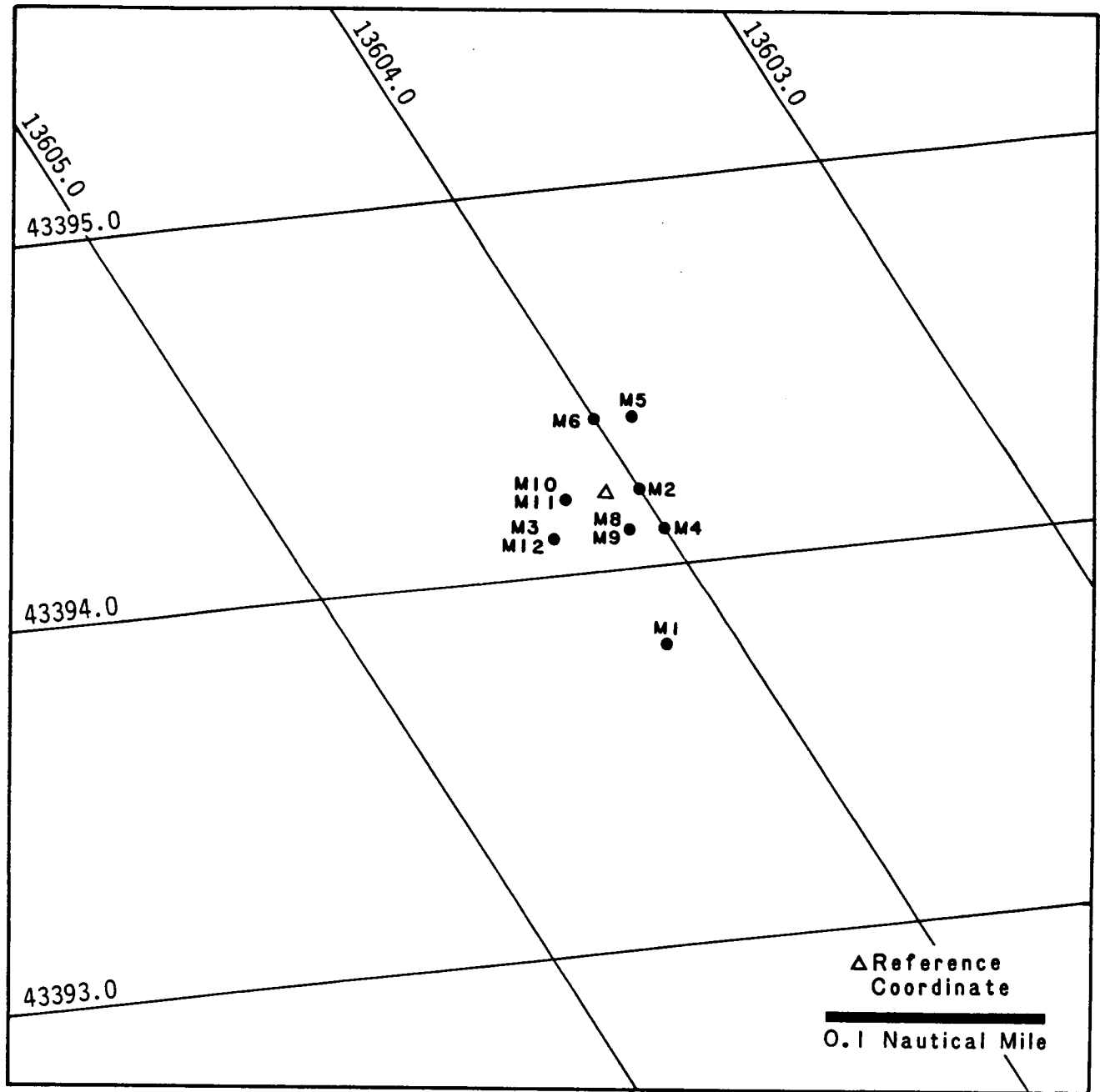


Figure A-11. Average positions of replicate 0.04m<sup>2</sup> biology grab samples at Georges Bank Monitoring Program Station 9 plotted for each cruise using LORAN-C time delays. Reference time delays are given in Table A-1. The reference coordinate indicated in the figure represents the average of all grabs (biology and chemistry) taken in July 1981 (M1).

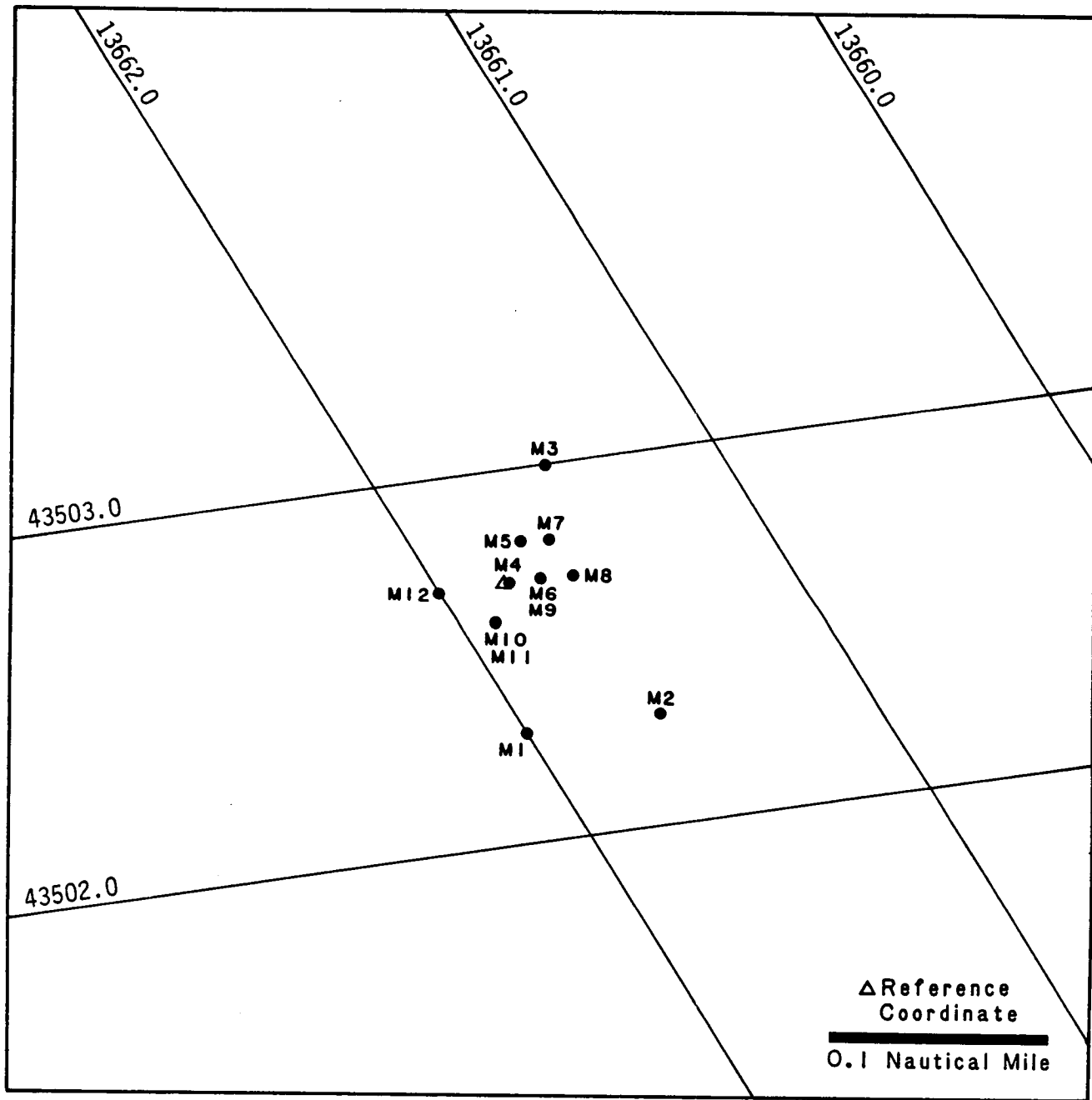


Figure A-12. Average positions of replicate 0.04m<sup>2</sup> biology grab samples at Georges Bank Monitoring Program Station 10 plotted for each cruise using LORAN-C time delays. Reference time delays are given in Table A-1. The reference coordinate indicated in the figure represents the average of all grabs (biology and chemistry) taken in July 1981 (M1).

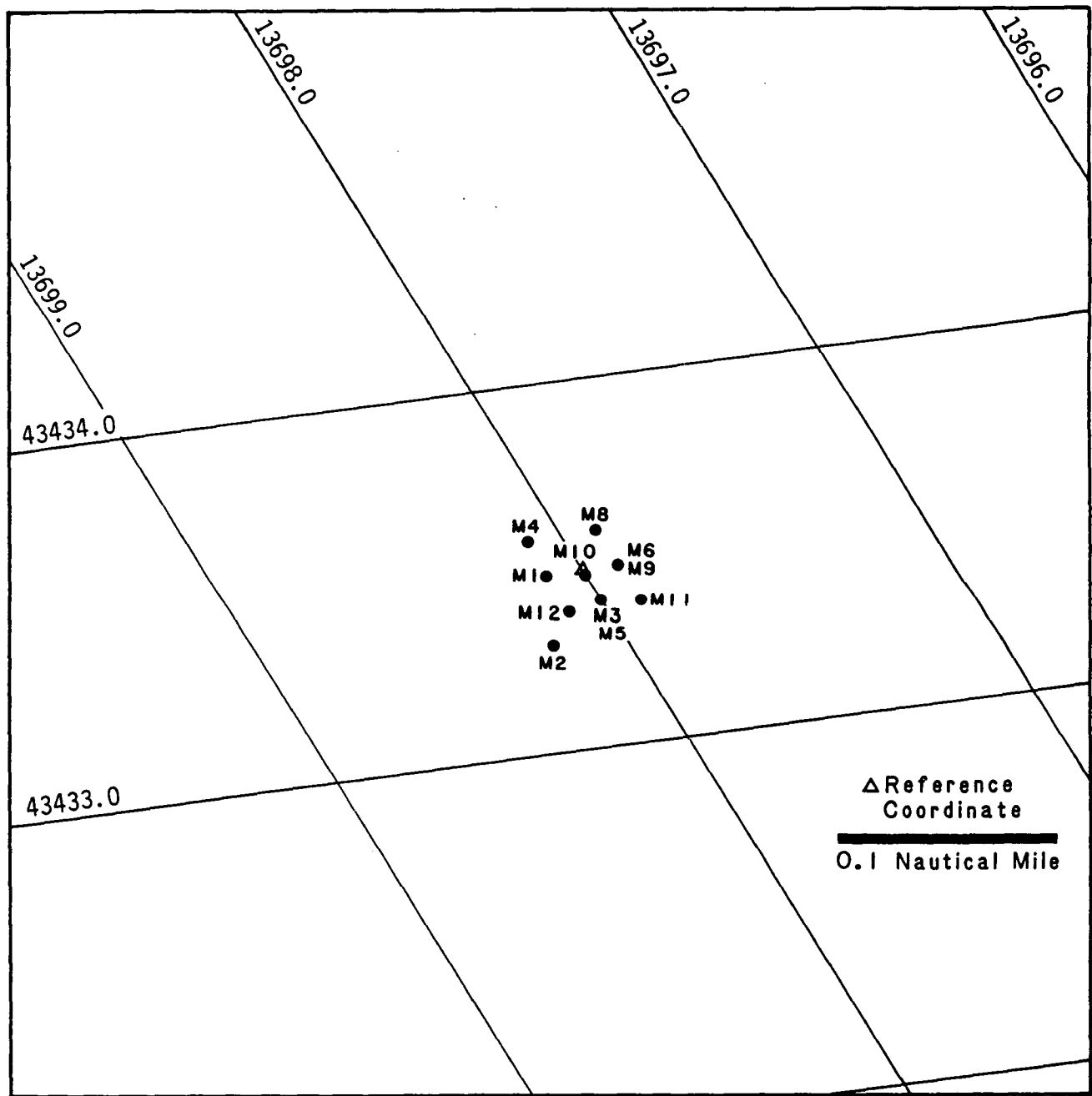


Figure A-13. Average positions of replicate 0.04m<sup>2</sup> biology grab samples at Georges Bank Monitoring Program Station 11 plotted for each cruise using LORAN-C time delays. Reference time delays are given in Table A-1. The reference coordinate indicated in the figure represents the average of all grabs (biology and chemistry) taken in July 1981 (M1).

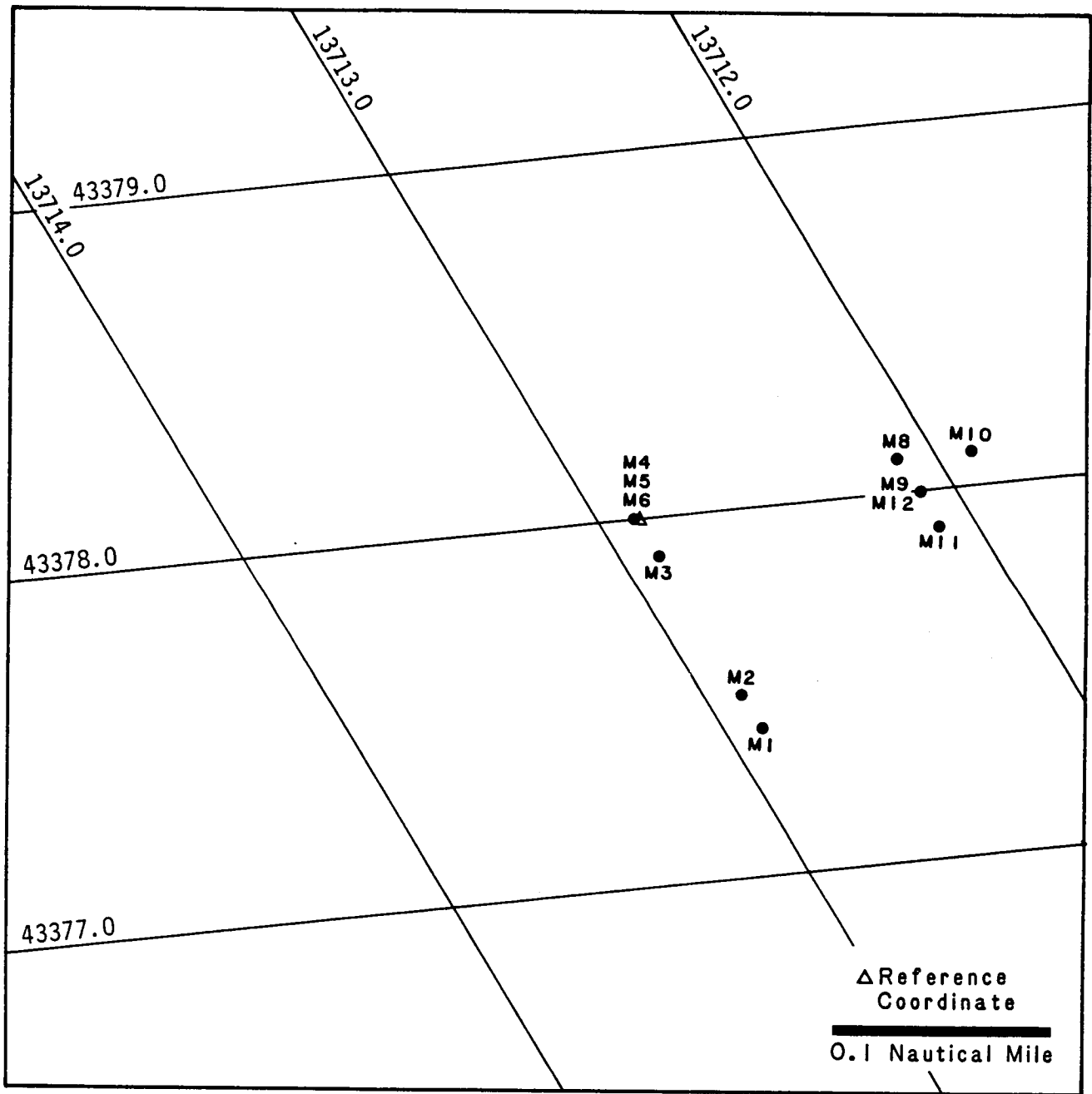


Figure A-14. Average positions of replicate 0.04m<sup>2</sup> biology grab samples at Georges Bank Monitoring Program Station 12 plotted for each cruise using LORAN-C time delays. Reference time delays are given in Table A-1. The reference coordinate indicated in the figure represents the average of all grabs (biology and chemistry) taken in July 1981 (M1).

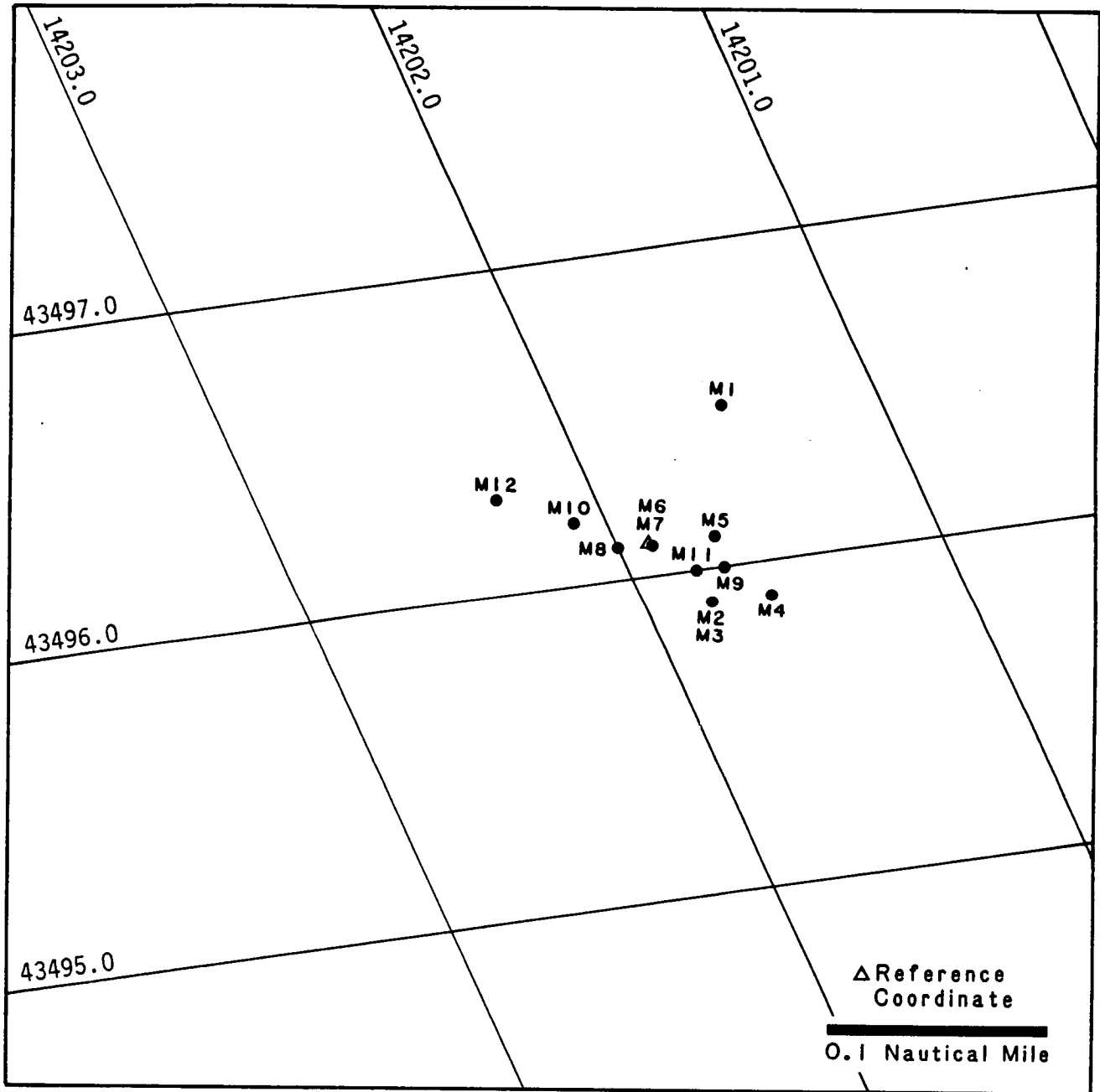


Figure A-15. Average positions of replicate 0.04m<sup>2</sup> biology grab samples at Georges Bank Monitoring Program Station 13 plotted for each cruise using LORAN-C time delays. Reference time delays are given in Table A-1. The reference coordinate indicated in the figure represents the average of all grabs (biology and chemistry) taken in July 1981 (M1).

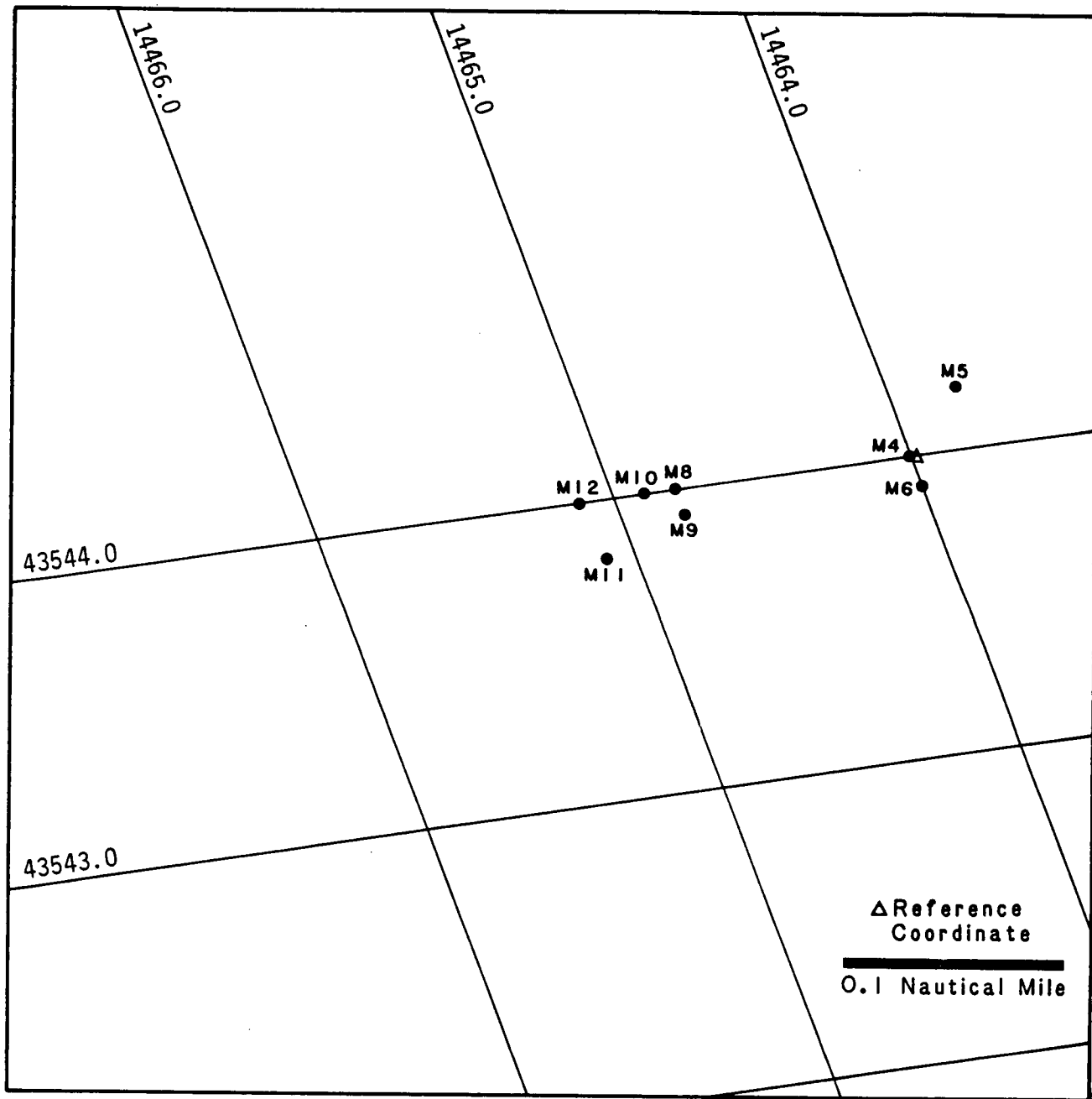


Figure A-16. Average positions of replicate 0.04m<sup>2</sup> biology grab samples at Georges Bank Monitoring Program Station 13A plotted for each cruise using LORAN-C time delays. Reference time delays are given in Table A-1. The reference coordinate indicated in the figure represents the average of all grabs (biology and chemistry) taken in July 1981 (M1).

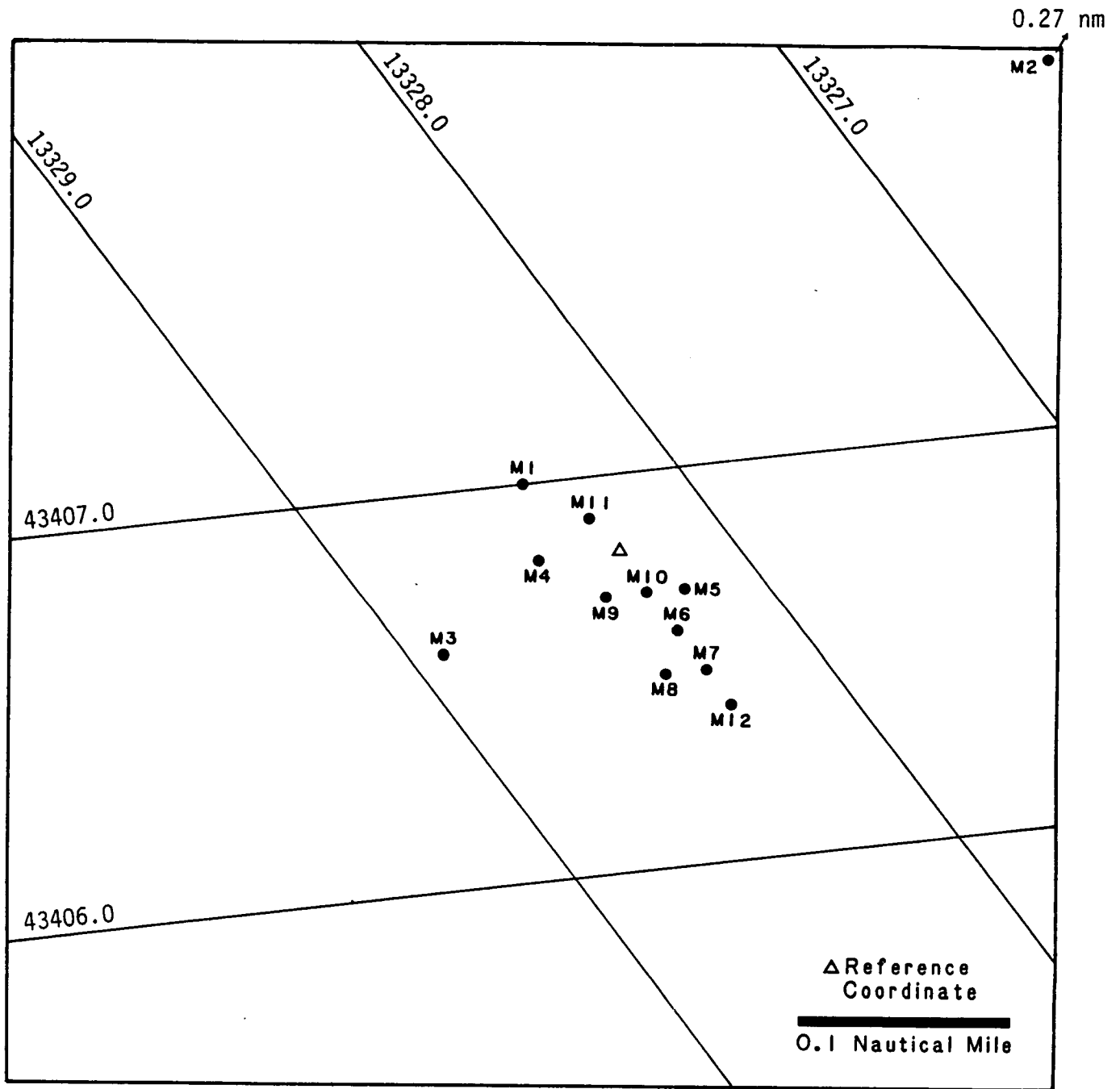


Figure A-17. Average positions of replicate 0.04m<sup>2</sup> biology grab samples at Georges Bank Monitoring Program Station 16 plotted for each cruise using LORAN-C time delays. Reference time delays are given in Table A-1. The reference coordinate indicated in the figure represents the average of all grabs (biology and chemistry) taken in July 1981 (M1).

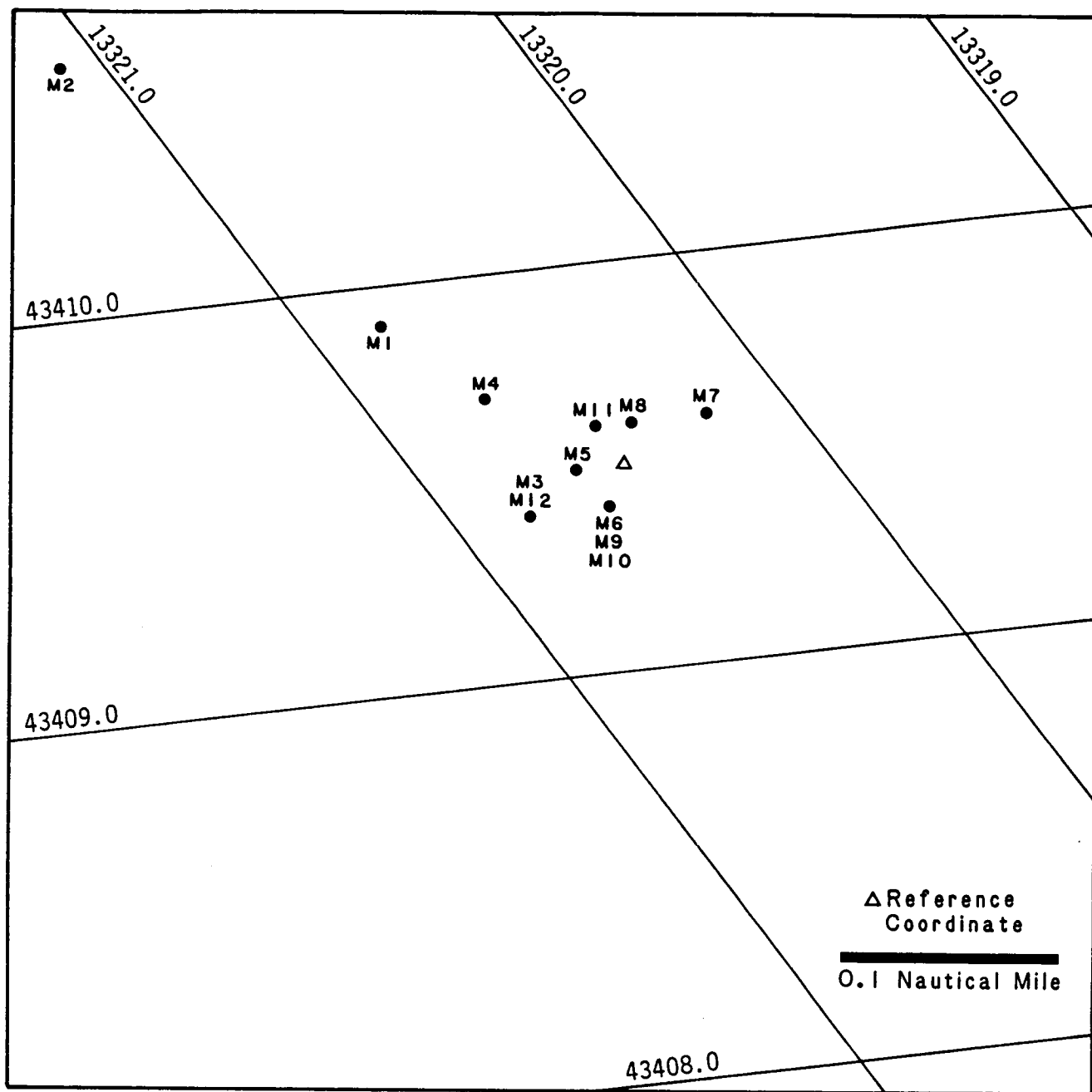


Figure A-18. Average positions of replicate 0.04m<sup>2</sup> biology grab samples at Georges Bank Monitoring Program Station 17 plotted for each cruise using LORAN-C time delays. Reference time delays are given in Table A-1. The reference coordinate indicated in the figure represents the average of all grabs (biology and chemistry) taken in July 1981 (M1).



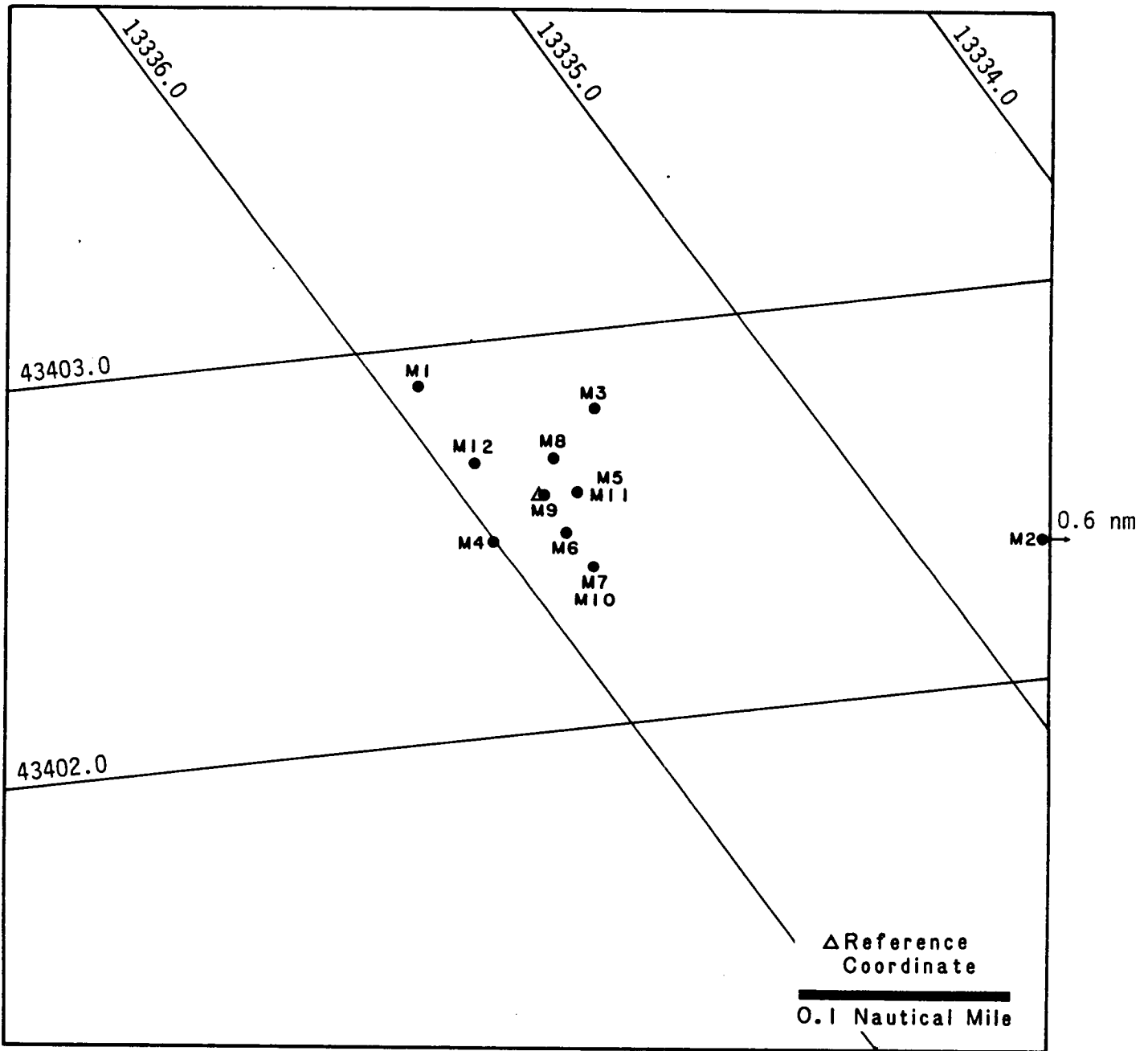


Figure A-19. Average positions of replicate 0.04m<sup>2</sup> biology grab samples at Georges Bank Monitoring Program Station 18 plotted for each cruise using LORAN-C time delays. Reference time delays are given in Table A-1. The reference coordinate indicated in the figure represents the average of all grabs (biology and chemistry) taken in July 1981 (M1).

TABLE A-1. REFERENCE COORDINATES AND DEPTHS OF GEORGES BANK MONITORING PROGRAM STATIONS.

Station	Approx. Depth (m)	Time Delay	Latitude	Longitude
<u>Regional Stations</u>				
1	55	13172.3 43615.2	41°13.0'N	67°15.3'W
2	79	13156.5 43532.0	40°59.0'N	66°55.8'W
3	100	13144.2 43496.7	40°53.7'N	66°46.5'W
4	67	13464.5 43529.2	40°50.7'N	68°00.2'W
6	102	13465.9 43425.5	40°34.3'N	67°45.3'W
7A	167	13470.3 43411.5	40°32.15'N	67°44.2'W
8	152	13459.8 43379.1	40°27.1'N	67°37.4'W
9	144	13604.1 43394.2	40°26.7'N	68°09.8'W
10	66	13661.8 43502.7	40°42.0'N	68°35.3'W
11	86	13698.0 43433.5	40°30.8'N	68°33.7'W
12	108	13712.9 43378.0	40°22.2'N	68°30.2'W
13	70	14201.9 43496.1	40°29.5'N	70°12.6'W
13A	80	14464.0 43544.0	40°30.0'N	71°00.5'W
14A	168	13299.3 43931.3	41°57.5'N	68°31.0'W
15	38	13302.4 43735.3	41°27.5'N	68°00.7'W
16	142	13328.3 43406.8	40°34.2'N	67°12.3'W
17	141	13320.5 43409.5	40°35.0'N	67°11.7'W
18	152	13335.8 43402.6	40°33.5'N	67°13.7'W
<u>Primary Site-Specific Stations</u>				
5-1	84	13447.8 43454.9	40°39.5'N	67°46.2'W
5-2	82	13446.0 43455.2	40°39.6'N	67°45.8'W
5-3	82	13446.4 43456.9	40°39.8'N	67°46.1'W
5-4	82	13449.3 43455.3	40°39.5'N	67°46.5'W
5-5	82	13448.8 43453.6	40°39.3'N	67°46.2'W
5-6	82	13444.7 43454.6	40°39.5'N	67°45.4'W
5-8	80	13445.3 43458.3	40°40.1'N	67°46.1'W

TABLE A-1. (Cont'd)

Station	Approx. Depth (m)	Time Delay	Latitude	Longitude
5-9	84	13448.6 43457.7	40°39.9'N	67°46.7'W
5-10	86	13451.4 43455.4	40°39.4'N	67°46.9'W
5-11	86	13451.3 43453.4	40°39.2'N	67°46.6'W
5-12	86	13449.7 43452.2	40°39.0'N	67°46.1'W
5-14	86	13441.6 43454.2	40°39.5'N	67°44.7'W
5-16	78	13443.3 43461.1	40°40.6'N	67°46.1'W
5-18	84	13453.8 43456.2	40°39.6'N	67°47.6'W
5-20	84	13452.0 43448.4	40°38.5'N	67°46.1'W
5-22	84	13435.9 43453.5	40°39.5'N	67°43.3'W
5-25	89	13459.7 43457.1	40°39.5'N	67°49.0'W
5-28	84	13429.6 43452.4	40°39.5'N	67°41.9'W
5-29	86	13466.5 43459.1	40°39.5'N	67°50.4'W
<u>Secondary Site-Specific Stations</u>				
5-7	75	13443.9 43457.1	40°39.9'N	67°45.7'W
5-13	71	13447.1 43452.7	40°39.2'N	67°45.6'W
5-15	72	13440.3 43458.8	40°40.3'N	67°45.2'W
5-17	74	13448.3 43460.0	40°40.3'N	67°47.1'W
5-19	76	13455.2 43451.4	40°38.8'N	67°47.2'W
5-21	70	13446.3 43450.3	40°38.8'N	67°45.1'W
5-23	77	13438.8 43467.5	40°41.7'N	67°46.1'W
5-24	78	13449.9 43465.3	40°41.1'N	67°48.1'W
5-26	76	13462.5 43447.7	40°38.0'N	67°48.1'W
5-27	75	13456.4 43442.8	40°37.4'N	67°46.1'W

## **APPENDIX B**

## APPENDIX B

### SPECIES RECORDED FROM GEORGES BANK INFAUNAL SAMPLES

Species marked with an \* were not included in statistical analysis

#### PORIFERA

- \*Cliona celata Grant, 1826
- \*Cliona vastifica Hancock, 1849
- \*Halichondria bowerbanki  
Burton, 1930
- \*Halichondria panicea  
(Pallace, 1763)
- \*Isodictya deichmanae  
(de Laubenfels, 1949)
- \*Leucosolenia cancellata  
Verrill, 1874
- \*Lissonodryx isodatylis  
(Carter, 1882)
- \*Microciona prolifera  
(Ellis & Solander, 1786)
- \*Polymastia robusta  
Bowerbank, 1860
- \*Suberites ficus  
(Johnson, 1842)
- \*Calcarea sp. A
- \*Subertitidae sp. A
- \*Porifera sp. B
- \*Cladocarpus flexilis Verrill, 1883
- \*Clytia coronata Clarke, 1879
- \*Clytia cylindrica (Agassiz, 1862)
- \*Clytia edwardsi (Nutting, 1901)
- \*Corymorpha pendula Agassiz, 1862
- \*Cuspidella costata Hincks, 1868
- \*Cuspidella grandis Hincks, 1868
- \*Dahlgrenella farcta Miles, 1937
- \*Dicoryne flexuosa Sars, 1873
- \*Diphasia fallax (Johnston, 1847)
- \*Diphasia robusta Fraser, 1943
- \*Diphasia rosacea (L., 1758)
- \*Ectopleura prolifica Hargitt, 1908
- \*Eucopella sp. A
- \*Eudendrium dispar Agassiz, 1862
- \*Eudendrium ramosum L., 1758
- \*Eudendrium tenellum Allman, 1877
- \*Garveia groenlandica Levensen, 1893
- \*Gonothyraea gracilis (Sars, 1851)
- \*Halecium articulatum Clarke, 1875
- \*Halecium flexile Allman, 1888
- \*Halecium gracile Verrill, 1874
- \*Halecium halecium (L., 1767)
- \*Halecium sp. B
- \*Hydractinia echinata Fleming, 1828
- \*Hydrallmania falcata (L., 1758)
- \*Lafoea dumosa (Fleming, 1824)
- \*Lovenella grandis Nutting, 1901
- \*Lovenella sp. A
- \*Monobrachium parasitum  
Mereschkowsky, 1877
- \*Obelia commissaralis  
McCrary, 1858
- \*Obelia dichotoma (L., 1758)
- \*Obelia flabellata (Hincks, 1866)
- \*Obelia hyalina Clarke, 1879
- \*Obelia longissima (Pallas, 1766)
- \*Opercularella lacerata  
(Johnston, 1847)
- \*Opercularella pumila Clark, 1875
- \*Selaginopsis alternitheca  
(Levensen, 1892)

#### CNIDARIA

##### HYDROZOA

- \*Acaulis primarius  
Stimpson, 1854
- \*Acryptolaria conferta  
Allman, 1877
- \*Antenularia americana  
Nutting, 1900
- \*Antenularia antennina (L., 1767)
- \*Athecata sp. A
- \*Calycella syringa (L., 1767)
- \*Calyptospadix cerulea Clark, 1882
- \*Campanularia abyssa Fraser, 1940
- \*Campanularia angulata (Hincks, 1861)
- \*Campanularia gigantea Hincks, 1865
- \*Campanularia groenlandica  
Levensen, 1893
- \*Campanularia hinksi Alder, 1856
- \*Campanularia verticillata (L., 1758)

- \*Sertularella tenella (Alder, 1856)
- \*Sertularella tricuspidata (Alder, 1856)
- \*Stegopoma fastigiata (Alder, 1860)
- \*Stegopoma plicatile (Sars, 1862)
- \*Stylactis hooperi Sigerfoos, 1899
- \*Thuiaria argentea (L., 1758)
- \*Thuiaria carica Levensen, 1893
- \*Thuiaria cupressina (L., 1758)
- \*Thuiaria plumulifera Allman, 1877
- \*Thuiaria similis (Clark, 1876)
- \*Thuiaria tenera (Sars, 1873)
- \*Tubiclava cornucopiae Norman, 1864
- \*Tubularia couthouyi Agassiz, 1862
- \*Tubularia indivisa L., 1767
- \*Plumularidae sp. A

#### ANTHOZOA

- \*Actinauge longicornis Verrill, 1882
- \*Alcyonium digitatum L., 1758
- Ceriantheopsis americanus Verrill, 1866
- \*Dasmosmilia lymani (Portalis, 1871)
- \*Desmophyllum cristagalli Milne Edwards & Haime, 1848
- Edwardsia elegans Verrill, 1869
- Edwardsia leidyi Verrill, 1898
- Edwardsia sp. B
- \*Epizoanthus incrustatus (Duben & Koren, 1847)
- \*Halcampa duodecimcirrata (Sars, 1851)
- \*Paracalliactis involvans (McMurrich, 1893)
- \*Peachia sp. A
- \*Gorgonacea sp. A
- \*Hexactiniae sp. C, sp. D, sp. F, sp. G, sp. H, sp. I
- Octocorallia sp. A
- Anthozoa sp. C\*, sp. H\*, sp. I\*, sp. J\*, sp. K\*, sp. N, sp. O\*

#### NEMERTEA

##### Heteronemertea

- Cerebratulus luridus Verrill, 1873
- Lineus spp.
- Micrura spp.
- \*Zygeupolia spp.
- Nemertea sp. A, sp. B, sp. C, sp. D, sp. E, sp. F, sp. G, sp. H, sp. I, sp. K, sp. L, sp. M, sp. N, sp. O, sp. P, sp. Q, sp. R, sp. S

##### Hoplonemertea

- Monostylifera sp. A

#### ANNELIDA

##### OLIGOCHAETA

##### Tubificidae

- Adelodrilus anisotetosus Cook, 1969
- Adelodrilus bacrionis Davis, 1985
- Adelodrilus correptus Erséus & Davis, 1984
- Adelodrilus cristatus Erséus, 1983
- Adelodrilus inopinatus Erséus & Davis, 1984
- Adelodrilus multispinosus Erséus, 1979
- Adelodrilus pilatus Erséus & Davis, 1984
- Bathodrilus longus Erséus, 1979
- Heterodrilus occidentalis Erséus, 1981
- Limnodriloides barnardi Cook, 1969
- Limnodriloides medioporus Cook, 1969
- Olavius tenuissimus (Erséus, 1979)
- Phalloodrilus biprostatus (Baker & Erséus), 1979
- Phalloodrilus boeschi Erséus, 1984
- Phalloodrilus coeloprostratus Cook, 1969
- Phalloodrilus cristeri Davis, 1985
- Phalloodrilus davisii Erséus, 1984
- Phalloodrilus dorsospermatheca Davis, 1985
- Phalloodrilus flabellifer Erséus, 1984
- Phalloodrilus parviatriatus Cook, 1971
- Phalloodrilus n. sp. E
- Tubificoides intermedius (Cook, 1969)
- Tubificoides n. sp. A, n. sp. B
- Uniporodrilus vestigium Davis, 1985
- Tubificidae spp. juv.

##### Enchytraeidae

- Grania n. sp. A, n. sp. B, n. sp. C, n. sp. D
- Marionina welchi Lasserre, 1971

Oligochaeta n. fam. sp. A

#### HIRUDINEA

- Hirudinea sp. A

#### POLYCHAETA

##### Ampharetidae

- Amage tumida Ehlers, 1887
- Ampharete acutifrons (Grube, 1860)
- Ampharete arctica Malmgren, 1866
- Ampharete sp. B
- Amphicteis gunneri (Sars, 1835)
- Anobothrus gracilis (Malmgren, 1866)
- Asabellides sp. A

- Eclysippe sp. A  
Lysippe sp. A  
Melinna elisabethae McIntosh, 1922  
Sabellides borealis Sars, 1851  
Samytha sexcirrata (Sars, 1856)  
Samythella sp. A  
 Ampharetidae n. gen., n. sp. A;  
     n. gen., n. sp. B; n. gen.,  
     n. sp. C; n. gen., n. sp. D;  
     n. gen., n. sp. E
- Amphinomidae  
Paramphinome jeffreysii (McIntosh, 1868)
- Aphroditidae  
Aphrodita hastata Moore, 1905  
Laetmonice filicornis Kinberg, 1855
- Apistobranchidae  
Apistobranchus tullbergi (Théel, 1879)
- Arabellidae  
Arabella sp. A  
Drilonereis longa Webster, 1879  
Drilonereis magna  
     Webster & Benedict, 1887  
Drilonereis n. sp. A (free-living)  
 \*Drilonereis n. sp. B  
     (parasitic with Aricidea catherinae)  
 \*Drilonereis n. sp. D  
     (parasitic with cirratulid)  
Haematocleptes sp. A
- Capitellidae  
Barantolla sp. A  
Capitella jonesi (Hartman, 1959)  
Capitella spp. (includes C. capitata)  
Heteromastus filiformis  
     (Claparède, 1864)  
Mediomastus fragilis Rasmussen, 1973  
Notomastus latericeus Sars, 1850
- Chaetopteridae  
Spiochaetopterus oculatus  
     Webster, 1879
- Chrysopetalidae  
Dysponetus sp. A
- Cirratulidae  
Cauleriella n. sp. B, n. sp. C  
Chaetozone n. sp. A, n. sp. B  
Cirratulus cirratus (Müller, 1776)  
Dodecaceria n. sp. A, n. sp. B
- Tharyx acutus  
     Webster & Benedict, 1887  
Tharyx annulosus Hartman, 1965  
Tharyx dorsobranchialis  
     Kirkegaard, 1959  
Tharyx marioni (Saint-Joseph, 1894)  
Tharyx cf. monilaris Hartman, 1960  
Tharyx n. sp. A, sp. D, sp. E, sp. F
- Cossuridae  
Cossura longocirrata  
     Webster & Benedict, 1887
- Ctenodrilidae  
Ctenodrilus serratus (Schmidt, 1857)
- Dorvilleidae  
Dorvillea sociabilis (Webster, 1879)  
Dorvillea sp. A  
Ophryotrocha sp. A, sp. B  
Protodorvillea gaspeensis Pettibone, 1961  
Protodorvillea kefersteini (McIntosh, 1869)  
Protodorvillea minuta (Hartman, 1965)  
Schistomeringos caeca  
     (Webster & Benedict, 1884)  
Schistomeringos sp. C  
 Dorvilleidae sp. A
- Eunicidae  
Eunice norvegica (L., 1767)  
Eunice pennata (Müller, 1776)  
Eunice vittata (delle Chiaje, 1828)  
Marphysa belli  
     (Audouin & Milne Edwards, 1833)  
Marphysa sanguinea (Montagu, 1815)  
Marphysa cf. stylobranchiata  
     Moore, 1909
- Euphrosinidae  
Euphrosine armadillo Sars, 1851
- Flabelligeridae  
Brada villosa (Rathke, 1843)  
     cf. Flabelligera affinis Sars, 1829  
Flabelligera cf. cirrifer  
     Hartman & Fauchald, 1971  
Flabelligera sp. B  
Pherusa cf. falcata  
     (Støp-Bowitz, 1947)  
Pherusa plumosa (Müller, 1776)  
Pherusa sp. A  
 Flabelligeridae sp. A

- Glyceridae  
Glycera capitata Oersted, 1843  
Glycera dibranchiata Ehlers, 1868  
Glycera robusta Ehlers, 1868  
Glycera n. sp. A
- Goniadidae  
Goniada maculata Oersted, 1843  
Goniada norvegica Oersted, 1845  
Goniada n. sp. A  
Goniadella gracilis (Verrill, 1873)
- Hesionidae  
Gyptis sp. A, sp. B  
Microphthalmus listensis  
 Westheide, 1967  
Microphthalmus sczelkowi  
 Meczniow, 1865  
Microphthalmus sp. A  
Nereimyra punctata (Müller, 1776)  
Podarke obscura Verrill, 1873
- Lacydoniidae  
Lacydonia cf. cirrata  
 (Hartman & Fauchald, 1971)
- Lumbrineridae  
Lumbrinerides acuta (Verrill, 1875)  
Lumbrineris fragilis (Müller, 1776)  
Lumbrineris impatiens (Claparède, 1868)  
Lumbrineris latreilli  
 (Audouin & Milne Edwards, 1833)  
Lumbrineris paradoxa Saint-Joseph, 1888  
Lumbrineris tenuis (Verrill, 1873)  
Lumbrineris sp. B, sp. C, sp. D  
Ninoe nigripes Verrill, 1873  
Paraninoe brevipes (McIntosh, 1903)
- Maldanidae  
Asychis biceps (Sars, 1861)  
Axiothella sp. B, sp. C  
Clymenella torquata (Leidy, 1855)  
Clymenella sp. A  
Clymenura borealis (Arwidsson, 1907)  
Clymenura polaris (Théel, 1879)  
Clymenura sp. A  
Euclymene sp. A, sp. B  
Heteroclymene robusta  
 Arwidsson, 1907  
Isocirrus planiceps (Sars, 1872)
- Maldane sarsi Malmgren, 1865  
Maldanella sp. A  
Nicomache lumbricalis  
 (Fabricius, 1780)  
Petaloproctus borealis  
 Arwidsson, 1906  
Petaloproctus tenuis Théel, 1879  
Praxillella gracilis (Sars, 1861)  
Praxillella praetermissa  
 (Malmgren, 1866)  
Praxillura longissima Arwidsson, 1907  
Rhodine gracilior Tauber, 1879  
Rhodine loveni Malmgren, 1865  
Euclymeninae sp. B  
 Maldanidae sp. B, sp. C, sp. E,  
 sp. F, sp. G
- Nephtyidae  
Aglaophamus circinata (Verrill, 1874)  
Nephtys bucera Ehlers, 1868  
Nephtys caeca (Fabricius, 1780)  
Nephtys ciliata (O.F. Müller, 1789)  
Nephtys incisa Malmgren, 1865  
Nephtys paradoxa Malm, 1874  
Nephtys picta Ehlers, 1868  
Nephtys squamosa Ehlers, 1887  
Nephtys sp. B, sp. C
- Nereididae  
Ceratocephale loveni  
 Malmgren, 1867  
Nereis grayi Pettibone, 1956  
Nereis pelagica (L., 1761)  
Nereis cf. riisei Grube, 1856  
Nereis zonata Malmgren, 1867  
Nereis sp. B, sp. E
- Onuphidae  
Mooreonuphis pallidula  
 (Hartman, 1965)  
Nothria britannica  
 (McIntosh, 1903)  
Onuphis opalina (Verrill, 1873)  
Paronuphis sp. A  
Rhamphobranchium sp. A, sp. B
- Opheliidae  
Ophelia denticulata Verrill, 1875  
Ophelia limacina (Rathke, 1843)  
Ophelina abbranchiata  
 Stöp-Bowitz, 1958



- Ophelina acuminata Oersted, 1843  
Ophelina cylindricaudata  
 (Hansen, 1878)  
Ophelina sp. A  
Travisia forbesii Johnson, 1840  
Travisia sp. A, sp. B
- Orbiniidae**  
Leitoscoloplos acutus (Verrill, 1873)  
Leitoscoloplos cf. fragilis  
 (Verrill, 1873)  
Leitoscoloplos robustus  
 (Verrill, 1873)  
Leitoscoloplos sp. A  
Orbinia swani Pettibone, 1957  
Phylo felix Kinberg, 1866  
Scoloplos acmeceps Chamberlin, 1919  
Scoloplos armiger (Müller, 1776)  
Scoloplos (?Leodamas) sp. A
- Oweniidae**  
Myriochele heeri Malmgren, 1867  
Myriochele oculata Zaks, 1923  
Myriochele sp. A, sp. B  
Myriowenia gosnoldi Hartman, 1965  
Owenia fusiformis delle Chiaje, 1844
- Paraonidae**  
Aricidia cf. belgica (Fauvel, 1936)  
Aricidea catherinae Laubier, 1967  
Aricidea cerruti Laubier, 1966  
Aricidea cf. hartmani (Strelzov, 1968)  
Aricidea longobranchiata Day, 1961  
Aricidea neosuecica Hartman, 1965  
Aricidea quadrilobata  
 Webster & Benedict, 1887  
Aricidea suecica Eliason, 1920  
Aricidea wassi Pettibone, 1965  
Aricidea n. sp. A, n. sp. B, sp. D,  
 sp. F, sp. G  
Cirrophorus furcatus (Hartman, 1957)  
Levinsenia gracilis (Tauber, 1879)  
Levinsenia sp. A  
Paradoneis lyra (Southern, 1914)  
Paradoneis n. sp. A, sp. B  
Paraonis fulgens (Levinsen, 1883)  
Paraonis pygoenigmatica Jones, 1968  
Paraonis n. sp. A, n. sp. C, sp. D
- Pectinariidae**  
Lagis spp. (juveniles)  
Pectinaria granulata (L., 1767)  
Pectinaria hyperborea  
 (Malmgren, 1866)
- Phyllodocidae**  
Cirrodoce cristata  
 Hartman & Fauchald, 1971  
Eteone longa (Fabricius, 1780)  
Eteone spetsbergensis  
 Malmgren, 1865  
Eulalia bilineata  
 (Johnston, 1840)  
Eulalia viridis (L., 1767)  
Eumida sanguinea (Oersted, 1843)  
Genetyllis castanea  
 (Marenzeller, 1879)  
Hesionura elongata  
 (Southern, 1914)  
Mystides borealis Théel, 1979  
Mystides caeca Langerhans, 1880  
Mystides rarica (Ushakov, 1958)  
Paranaitis speciosa (Webster, 1880)  
Phyllodoce groenlandica  
 Oersted, 1842  
Phyllodoce maculata (L., 1767)  
Phyllodoce mucosa Oersted, 1843  
Phyllodoce sp. A,  
 Phyllodocidae n. gen., sp. A
- Pilargidae**  
Ancistrostylis groenlandica  
 McIntosh, 1879  
Synelmis klatti (Friedrich, 1950)
- Polygordidae**  
Polygordius sp. A, sp. B
- Polynoidae**  
Antinoana fusca  
 Hartman & Fauchald, 1971  
Eucranta villosa Malmgren, 1865  
Harmothoe extenuata (Grube, 1840)  
Harmothoe imbricata (L., 1767)  
Hartmania moorei Pettibone, 1955  
Lepidonotus squamatus (L., 1758)  
Nemidia torelli Malmgren, 1865

Protodrilidae

Protodriloides chaetifer

(Remane, 1926)

Protodrilus sp. A

Psammodrilodae

Psammodrilus balanoglossoides

Swedmark, 1952

Questidae

Novaquesta trifurcata

Hobson, 1970

Sabellidae

Chone duneri Malmgren, 1867

Chone infundibuliformis

Kröyer, 1856

Chone sp. A, sp. B

Euchone cf. elegans

Verrill, 1873

Euchone hancocki Banse, 1970

Euchone incolor Hartman, 1965

Euchone sp. A

\*Fabricia sp. indet.

Jasmineira cf. filiformis

Hartman, 1965

Megalomma bioculata (Ehlers, 1887)

Myxicola infundibulum

(Renier, 1804)

Oriopsis sp. A

Potamilla neglecta (Sars, 1851)

Potamilla reniformis

(Leukart, 1849)

Sabellidae sp. A

Scalibregmatidae

Scalibregma inflatum

Rathke, 1843

Serpulidae

\*Filograna implexa (Berkeley, 1851)

(Salmacina - form)

\*Protula tubularia (Montagu, 1803)

Sigalionidae

Pholoe minuta (Fabricius, 1780)

Sigalion arenicola Verrill, 1879

Sigalion sp. A

Sthenelais limicola (Ehlers, 1864)

Sthenelais picta Verrill, 1881

Sphaerodoridae

Ephesiella macrocirris

Hartman & Fauchald, 1971

Sphaerephesia cf. similisetis

Fauchald, 1972

Sphaerodoridium sp. A

Sphaerodoropsis corrugata

Hartman & Fauchald, 1971

Sphaerodorum gracilis

(Rathke, 1843)

Sphaerodorum sp. A

Sphaerodoridae sp. A

Spionidae

Aonides paucibranchiata

Southern, 1914

Apoprionospio dayi Foster, 1969

Laonice cirrata (Sars, 1851)

Malacoceros indicus Fauvel, 1928

Microspio pigmentata (Reish, 1959)

Polydora aggregata Blake, 1969

\*Polydora barbilla Blake, 1981

Polydora blakei Maciolek, 1984

Polydora cf. caeca Oersted, 1843

Polydora caulleryi Mesnil, 1897

Polydora concharum Verrill, 1880

Polydora ligni Webster, 1879

Polydora socialis (Schmarda, 1861)

\*Polydora websteri Hartman, 1943

Polydora n. sp. A, n. sp. B

Prionospio cirrifera Wirén, 1883

Prionospio aff. cirrobranchiata

Day, 1961

Prionospio dubia Day, 1961

Prionospio steenstrupi

Malmgren, 1867

Prionospio n. sp. A, n. sp. B

Scolelepis squamata (Müller, 1789)

Scolelepis texana Foster, 1971

Spio cf. armata (Thulin, 1957)

Spio filicornis (Müller, 1776)

Spio limicola Verrill, 1879

Spiophanes bombyx (Claparède, 1870)

Spiophanes kroeyeri Grube, 1860

Spiophanes wigleyi Pettibone, 1962

Spiophanes sp. A

Spionidae n. gen., n. sp. A; n. gen.,

n. sp. B; n. gen., n. sp. C

Spintheridae

\*Spinther oniscoides (Johnston, 1845)

Spirorbidae

\*Spirorbidae sp. A

Sternaspidae

Sternaspis scutata (Renier, 1807)

## Syllidae

- Autolytus cf. alexandri Malmgren, 1867  
Autolytus prolifer (O. F. Müller, 1788)  
Braniella cf. palpata Hartman, 1967  
Braniella pupa Hartman, 1965  
Ehlersia cornuta Rathke, 1843  
Eusyllis blomstrandii Malmgren, 1867  
Eusyllis lamelligera  
Marion & Bobretzky, 1875  
Eusyllis sp. A  
Exogone hebes  
(Webster & Benedict, 1884)  
Exogone naidena Oersted, 1845  
Exogone verugera (Claparède, 1868)  
Odontosyllis longiseta Day, 1973  
Parapionosyllis longicirrata  
(Webster & Benedict, 1884)  
Proceraea cornuta (Agassiz, 1863)  
Sphaerosyllis cf. brevifrons  
Webster & Benedict, 1884  
Sphaerosyllis sp. B  
Streptosyllis arenae  
Webster & Benedict, 1884  
Streptosyllis varians  
Webster & Benedict, 1887  
Streptosyllis websteri  
Southern, 1914  
Streptosyllis sp. A  
Syllides benedicti Banse, 1971  
Syllides japonica Imajima, 1966  
Syllides longocirrata (Oersted, 1845)  
Syllides sp. A, sp. B, sp. C, sp. D,  
sp. F (cf. convoluta Webster  
& Benedict, 1884)  
Syllis sp. A, sp. B  
Typosyllis hyalina (Grube, 1863)  
Typosyllis tegulum  
Hartman & Fauchald, 1971

## Terebellidae

- Amaena triloba (Sars, 1863)  
Amphitrite affinis Malmgren, 1866  
Eupolymnia nebulosa (Montagu, 1818)  
Leaena cf. abranchiata (Sars, 1865)  
Leaena minima  
Hartman & Fauchald, 1971  
Nicolea venustula (Montagu, 1818)  
Nicolea zostericola (Oersted, 1844)  
Pista palmata Verrill, 1873  
Polycirrus eximius (Leidy, 1855)  
Polycirrus medusa Grube, 1850

- Polycirrus phosphoreus Verrill, 1880  
Polycirrus sp. A, sp. B, sp. F,  
sp. G, sp. H, sp. I  
Proclea sp. A  
Streblosoma sp. A  
Terebella cf. lapidaria L., 1767  
Terebellidae sp. A

## Trichobranchidae

- Terebellides stroemi Sars, 1835  
Trichobranchus roseus  
(Malmgren, 1874)

## Trochochaetidae

- Trochochaeta cf. carica  
(Birula, 1897)  
Trochochaeta multisetosa  
(Oersted, 1843)

## Family Undetermined

- Aberranta enigmatica  
Hartman, 1965  
Archiannelida sp. A  
Polychaeta sp. A, sp. B,  
sp. C (? juvenile)

## PHORONIDA

- Phoronida sp. A

## PRIAPULIDA

- Tubuluchus sp. A

## SIPUNCULA

- Golfingia eremita (Sars, 1851)  
Golfingia margaritacea (Sars, 1851)  
Golfingia minuta (Keferstein, 1865)  
Golfingia sp. A  
Phascolion strombi (Montagu, 1804)  
Phascolopsis gouldi (Pourtales, 1851)

## MOLLUSCA

### GASTROPODA

#### Prosobranchia

- Alvania cf. acuticostata  
(Dall, 1889)  
Alvania castanea Möller, 1842  
Alvania exarata Stimpson, 1851  
Alvania harpa Verrill, 1882  
Alvania mighelsii (Stimpson, 1851)  
Alvania pelagica (Stimpson, 1851)  
Buccinum undatum L., 1758  
\*Cocculina beanii Dall, 1882

Colus parvus (Verrill & Smith, 1882)  
Colus pygmaeus (Gould, 1841)  
Colus sabinii (Gray, 1824)  
\*Crepidula fornicata (L., 1758)  
\*Crepidula plana Say, 1822  
\*Crucibulum striatum Say, 1824  
Epitonium championi  
Clench & Turner, 1952  
Epitonium dallianum  
(Verrill & Smith, 1880)  
Epitonium multistriatum (Say, 1826)  
Lunatia heros (Say, 1822)  
Mitrella dissimilis Stimpson, 1851  
Moelleria costulata (Möller, 1842)  
Nassarius trivittatus (Say, 1822)  
Neptunea decemcostata Say, 1826  
Polinices immaculatus (Totten, 1834)  
Polinices nanus (Möller, 1842)  
Puncturella noachina L., 1767  
Sayella unifasciata (Forbes, 1843)  
Scissurella crispata (Fleming, 1828)  
Solariella obscura (Couthouy, 1838)  
Turritellopsis cf. acicula  
(Stimpson, 1851)  
Velutina velutina (Müller, 1776)  
Naticidae sp. A  
Gastropoda sp. C

#### Opisthobranchia

\*Adalaria proxima  
(Alder & Hancock, 1854)  
\*Cadlina laevis (L., 1767)  
\*Coryphella sp. A  
Cylichna alba (Brown, 1827)  
Cylichna gouldi (Couthouy, 1839)  
\*Dendronotus frondosus  
(Ascanius, 1774)  
Diaphana minuta (Brown, 1827)  
\*Doridella obscura Verrill, 1870  
\*Doto coronata (Gmelin, 1792)  
\*Eubranchus sp. A  
\*Limacina leseueurii (Orbigny, 1836)  
\*Limacina retroversa (Fleming, 1823)  
\*Limacina trochiformis  
(Orbigny, 1836)  
Odostomia dealbata (Stimpson, 1851)  
Odostomia eburnea (Stimpson, 1851)  
Odostomia gibbosa Bush, 1909  
Odostomia modesta Stimpson, 1851  
Odostomia sulcosa (Mighels, 1843)  
\*Okenia sp. A

\*Onchidoris aspera  
Alder & Hancock, 1842  
\*Onchidoris cf. tenella  
Gould, 1870  
Philine lima (Brown, 1827)  
Philine quadrata (Wood, 1839)  
Philine tinctoria Verrill, 1882  
Pleurobranchia tarda  
Verrill, 1880  
Retusa obtusa (Montagu, 1807)  
\*Aeolidiidae sp. A  
Nudibranchia sp. B, sp. C

#### BIVALVIA

\*Anomia squamula L., 1758  
Arctica islandica (L., 1767)  
Astarte borealis (Shumacher, 1817)  
Astarte castanea (Say, 1822)  
Astarte crenata subequilatera  
Sowerby, 1854  
Astarte montagui (Dillwyn, 1817)  
Astarte quadrans Gould, 1841  
Astarte undata Gould, 1841  
Astarte sp. A  
Batharca pectunculoides  
Scacchi, 1833  
Cardiomya perrostrata (Dall, 1881)  
Cerastoderma pinnulatum  
(Conrad, 1831)  
Corbula contracta Say, 1822  
Crenella decussata (Montagu, 1808)  
Crenella fragilis Verrill, 1885  
Crenella glandula (Totten, 1843)  
Cuspidaria cf. parva  
Verrill & Bush, 1898  
Cuspidaria pellucida Stimpson, 1853  
Cuspidaria rostrata (Spengler, 1783)  
Cyclocardia borealis (Conrad, 1831)  
\*Dacrydium vitreum (Holboll, 1842)  
Diplodonta sp. A  
Ensis directus Conrad, 1843  
\*Hiatella arctica (L., 1767)  
Limatula subauriculata  
(Montagu, 1808)  
Limea sp. A  
Limopsis sulcata  
Verrill & Bush, 1898  
Lucinoma filosa (Stimpson, 1851)  
Lyonsia granulifera  
Verrill & Bush, 1898  
Lyonsia hyalina Conrad, 1831

Modiolus modiolus (L., 1758)  
Musculus niger (Gray, 1824)  
Mysella planulata (Stimpson, 1857)  
 \*Mytilus edulis Linné 1787  
Nucula delphinodonta  
     Mighels & Adams, 1842  
Nucula proxima Say, 1822  
Nuculana messanensis (Seguenza, 1877)  
Nuculana pernula Müller, 1779  
Nuculana tennisulcata Couthouy, 1858  
Palliolum subimbrifer  
     (Verrill & Bush, 1897)  
Palliolum sp. B  
Pandora gouldiana Dall, 1886  
Periploma leanum (Conrad, 1831)  
Periploma papyratium (Say, 1822)  
Periploma sp. A  
Pitar morrhuanus Linsley, 1848  
Placopecten magellanicus  
     (Gmelin, 1791)  
Poromya granulatum  
     (Nyst & Westendorp, 1839)  
Siliqua costata Say, 1822  
Solemya borealis Totten, 1834  
Solemya velum Say, 1822  
Spisula solidissima (Dillwyn, 1817)  
Tellina agilis Stimpson, 1857  
Tellina tenella Verrill, 1874  
Thracia septentrionalis  
     Jeffreys, 1872  
Thyasira sp. A, sp. B, sp. C, sp. D,  
     sp. E, sp. F  
Yoldia sapotilla (Gould, 1841)  
Lasaeida sp. A  
Leptonacea sp. B  
Bivalvia sp. D, sp. F

#### SCAPHOPODA

Cadulus agassizii Dall, 1881  
Cadulus grandis Verrill, 1884  
Cadulus verrilli Henderson, 1920  
Dentalium entale stimpsoni  
     Henderson, 1920  
Siphonodentalium bushi  
     Henderson, 1920  
Siphonodentalium occidentale  
     Henderson, 1920  
 cf. Siphonodentalium tythum  
     Watson, 1879

#### POLYPLACOPHORA

\*Hanleya sp. A  
 \*Leptochiton sp. A, sp. B  
 \*Polyplacophora sp. A

#### APLACOPHORA

Chaetoderma nitidulum Lovén, 1884  
Chaetoderma sp. A  
Wireniidae spp.  
Neomeniomorpha sp. D, sp. E, sp. G

#### ARTHROPODA

##### ARACHNIDA

\*Acarina

##### PYCNOGONIDA

Anoplodactylus lentus  
     Wilson, 1878  
Anoplodactylus sp. A  
Nymphon grossipes  
     Kröyer, 1780

#### CRUSTACEA

##### CEPHALOCARIDA

Hutchinsoniella macracantha  
     Sanders, 1955

#### OSTRACODA

\*Myodocopa

#### CIRRIPEDIA

Balanus spp.

#### MALACOSTRACA

##### Stomatopoda

##### Lysiosquillidae

Platysquilla enodis  
     (Mannings, 1962)

##### Cumacea

##### Bodotriidae

Mancocuma stellifera Zimmer, 1943  
Pseudoleptocuma minor  
     (Calman, 1912)

##### Diastylidae

Diastylis abbreviata Sars, 1871  
Diastylis cornuifer (Blake, 1929)  
Diastylis lucifera (Kröyer, 1841)  
Diastylis polita (S.I. Smith, 1879)  
Diastylis quadrispinosa  
     (Sars, 1871)  
Diastylis sculpta Sars, 1871  
Diastylis sp. A, sp. C  
Leptostylis longimana (Sars, 1865)  
Leptostylis sp. A

- Lampropidae  
Lamprops quadruplicata  
 S.I. Smith, 1879  
Lamprops sp. A
- Leuconidae  
Eudorella pusilla Sars, 1871  
Eudorellopsis deformis  
 (Krøyer, 1846)
- Nannastacidae  
Campylaspis affinis Sars, 1870  
Campylaspis rubicunda  
 (Lilljeborg, 1855)  
Campylaspis sp. A
- Pseudocumatidae  
Petalosarsia declivis  
 (Sars, 1865)
- Tanaidacea  
 Paratanaidae  
Pseudoleptochelia filum  
 (Stimpson, 1853)  
Tanaissus lilljeborgi  
 (Stebbing, 1871)  
Typhlotanais cf. cornutus  
 G.O. Sars, 1885  
 Tanaidacea sp. A, sp. B, sp. C
- Isopoda  
 Anthuridae  
Ptilanthura tricarina  
 Menzies & Frankenberg, 1966  
Ptilanthura sp. A
- Aselloidea  
 Aselloidea sp. A
- Bopyridae  
Hemiarthrus abdominalis (Krøyer)
- Cirolanidae  
Cirolana borealis Lilljeborg, 1851  
Cirolana polita (Stimpson, 1853)
- Cryptoniscidae  
 Cryptoniscidae sp. A
- Desmosomatidae  
 Desmosomatidae sp. A
- Eurycopidae  
Eurycope mutica Sars, 1863
- Idoteidae  
Chiridotea arenicola  
 Wigley, 1960  
Chiridotea tuftsi  
 (Stimpson, 1853)  
Edotea acuta  
 Richardson, 1900  
Edotea triloba (Say, 1818)  
Edotea sp. B
- Janiridae  
Janira alta (Stimpson, 1853)  
Janira sp. A
- Munnidae  
Munna fabricii  
 Krøyer, 1846-1849  
Munna sp. B  
Paramunna sp. A  
Pleurogonium inerme Sars  
Pleurogonium spinosissimum  
 (Sars, 1865)  
 Munnidae sp. A
- Isopoda sp. C
- Amphipoda - Hyperiidea  
 Hyperiidae  
 \*Hyperia galba (Montagu)  
 \*Parathemisto gaudichaudii  
 (Guerin, 1825)
- Amphipoda - Gammaridea  
 Argissidae  
Argissa hamatipes (Norman, 1869)
- Ampeliscidae  
Ampelisca agassizi (Judd, 1896)  
Ampelisca macrocephala  
 Lilljeborg, 1852  
Ampelisca vadorum Mills, 1963  
Byblis serrata (Smith, 1873)  
Byblis sp. A  
Haploops sp. A
- Amphiloichidae  
Amphiloichus tenuimanus Boeck, 1871  
Amphiloichoides sp. A

- Gitana cf. sarsi Boeck, 1871  
Gitana sp. A  
Gitanopsis cf. inermis (Sars, 1882)  
Paramphilochoides odontonyx  
 (Boeck, 1871)
- Aoridae  
Leptocheirus pinguis  
 (Stimpson, 1853)  
Microdeutopus anomalus  
 (Rathke, 1843)  
Pseudunciola obliqua  
 (Shoemaker, 1949)  
Unciola inermis Shoemaker, 1945  
Unciola irrorata Say, 1818  
Unciola spicata Shoemaker, 1945  
 Aoridae sp. A
- Calliopiidae  
 \*Calliopiis laeviusculus  
 (Kröyer, 1838)  
 \*Haliragoides inermis  
 (Sars, 1882)
- Corophiidae  
Corophium acutum Chevreux, 1908  
Corophium crassicorne  
 Bruzelius, 1859  
Erichthonius fasciatus  
 (Stimpson, 1853)  
Siphonoecetes colletti  
 (Myers & McGrath, 1979)
- Eusiridae  
 \*Rhachotropis inflata  
 (G.O. Sars, 1882)
- Haustoriidae  
Acanthohaustorius intermedius  
 Bousfield, 1965  
Acanthohaustorius millsi  
 Bousfield, 1965  
Acanthohaustorius shoemakeri  
 Bousfield, 1965  
Acanthohaustorius similis  
 Frame, 1980  
Acanthohaustorius spinosus  
 Bousfield, 1962  
Bathyporeia quoddyensis  
 Shoemaker, 1949  
Parahaustorius attenuatus  
 Bousfield, 1965
- Parahaustorius longimerus  
 Bousfield, 1965  
Protohaustorius wigleyi  
 Bousfield, 1965  
Pseudohaustorius carolinensis  
 Bousfield, 1965
- Ischyroceridae  
Ischyrocerus sp. A, sp. B
- Liljeborgidae  
Idunella bowenae Karaman, 1983
- Lysianassidae  
Anonyx liljeborgi Kröyer, 1870  
Anonyx sp. A  
Hippomedon serratus Holmes, 1903  
Hippomedon sp. A  
Lepidepecreum sp. A  
Orchomene minute Kröyer, 1846  
Orchomene sp. A  
Psammonyx terranovae Steel, 1979  
 Lysianassidae sp. A, sp. C
- Melitidae  
Casco bigelowi (Blake, 1929)  
Eriopisa elongata  
 (Bruzelius, 1859)  
Jerbarnia americana  
 Watling, 1981  
Melita dentata Kröyer, 1842  
Melita sp. A  
 Melitidae sp. B
- Melphidippidae  
Melphidippa cf. borealis  
 Boeck, 1870
- Oedicerotidae  
Monoculodes edwardsi  
 Holmes, 1905  
Monoculodes packardi  
 Boeck, 1871  
Monoculodes sp. A, sp. E  
 (=Monoculodes sp. A, Watling, 1979)  
Synchelidium americanum  
 Sars, 1892  
 Oedicerotidae sp. A

Paramphithoidae

Epimeria obtusa Watling, 1981

Photidae

\*Gammaropsis nitida  
(Stimpson, 1853)

Gammaropsis sophiae (Boeck, 1861)

Photis dentata Shoemaker, 1945

Photis pollex (Walker, 1895)

Photis reinhardi Krøyer, 1842

Photidae sp. A

Phoxocephalidae

Harpinia propinqua G.O. Sars, 1891

Harpinia truncata G.O. Sars, 1891

Phoxocephalus holbolli Krøyer, 1842

Rhepoxynius hudsoni

Barnard & Barnard, 1982

Platyischnopidae

Skaptopus brychius

Thomas & Barnard, 1983

Pleustidae

Pleusymtes glaber Boeck, 1861

Stenopleustes gracilis

Holmes, 1905

Stenopleustes inermis

Shoemaker, 1949

Pleustidae sp. A, sp. B

Podoceridae

\*Dyopedos monacanthus  
(Metzger, 1875)

Pontogeneiidae

\*Pontogeneia inermis  
(Krøyer, 1842)

Stegocephalidae

\*Andaniopsis nordlandica  
(Boeck, 1871)

Stenothoidae

Metopa cf. borealis Sars

Metopella angusta

Shoemaker, 1949

\*Parametopella cypris  
(Holmes, 1905)

\*Proboloides holmesi  
Bousfield, 1973

\*Amphipoda sp. A, sp. B, sp. C,  
sp. G, sp. I, sp. J

Amphipoda - Caprellidea

Caprellidae

\*Aeginella spinosa Boeck, 1861

\*Aeginina longicornis  
(Krøyer, 1842-43)

\*Caprella linearis  
(Linnaeus, 1767)

\*Caprella unica Mayer, 1903

\*Mayerella cf. limicola  
Huntsman, 1915

Mysidacea

Mysidae

\*Erythroops erythropthalma  
(Goës, 1863)

\*Heteromysis formosa  
Smith, 1873

\*Mysidopsis bigelowi  
Tattersall, 1926

\*Pseudomma sp. A

\*Mysidacea sp. A

Euphausiacea

\*Meganyctiphanes norvegica  
(Sars, 1857)

Decapoda

Caridea

Natantia

Crangonidae

Crangon septemspinosa  
Say, 1818

Pontophilus brevirostris  
Smith, 1881

Hippolytidae

Eualus pusiolus Krøyer  
Hippolytidae sp. A

Palaemonidae

\*Palaemonetes spp.

Pandalidae

Dichelopandalus leptoceras  
(Smith, 1881)

Pandalus borealis Krøyer, 1838

Pandalus montagu Leach, 1813

Pasiphaeidae

Leptochela serratorbita  
Bate, 1888



Sergestidae  
Lucifer faxoni  
Borradaile, 1915

Reptantia  
Anomura  
Axiidae  
Axiidae sp. A, sp. B

Galatheidae  
Munida iris Edwards, 1880  
Galatheidae sp. A

Paguridae  
Pagurus acadianus  
Benedict, 1901  
Pagurus annulipes  
Stimpson, 1860  
Pagurus arcuatus  
Squires, 1964  
Pagurus longicarpus  
Roberts, 1970  
Pagurus politus  
(Smith, 1882)  
Pagurus pubescens  
Kröyer, 1838  
Pagurus sp. B

Brachyura  
Canceridae  
Cancer borealis Stimpson, 1859  
Cancer irroratus Say, 1817

Majidae  
Euprognatha rastellifera marthae  
Rathbun, 1925  
Hyas coarctatus Leach, 1815

Ocypodidae  
\*Ocypode quadrata  
(Fabricius, 1787)

#### ECTOPROCTA

\*Alcyonidium parasiticum  
(Fleming, 1826)  
\*Alcyonidium polyom  
(Hassall, 1841)  
\*Amphiblestrum flemingii  
(Busk, 1854)

\*Amphiblestrum osburni  
Powell, 1968  
\*Amphiblestrum trifolium  
(Wood, 1844)  
\*Bicellariella ciliata (L., 1758)  
\*Bowerbankia gracilis Leidy, 1855  
\*Bugula stolonifera Ryland, 1960  
\*Callopora aurita (Hincks, 1877)  
\*Callopora craticula (Alder, 1957)  
\*Callopora dumerilii  
(Audouin, 1826)  
\*Callopora lineata (L., 1767)  
\*Cribilina punctata  
(Hassall, 1841)  
\*Crisia eburnea (L., 1758)  
\*Cryptosula pallasiana (Moll, 1803)  
\*Dendrobeania murrayana  
(Johnston, 1847)  
\*Diaperoecia harmeri Osburn, 1933  
\*Diplosolen obelia  
(Johnston, 1838)  
\*Electra arctica Borg, 1931  
\*Electra pilosa (L., 1767)  
\*Escharella ventricosa  
(Hassall, 1842)  
\*Eucratea loricata (L., 1758)  
\*Flustrellidra hispida  
(Fabricius, 1780)  
\*Haplota clavata (Hincks, 1857)  
\*Hipporina pertusa (Esper, 1791)  
\*Hippothoa divaricata  
Lamouroux, 1821  
\*Idmonea atlantica  
(Johnson, 1847)  
\*Lichenopora hispida  
(Fleming, 1828)  
\*Membranipora tenuis Desor, 1848  
\*Membranipora tuberculata  
(Bosc, 1802)  
\*Microporina sp. A  
\*Nolella sp. A  
\*Parasmittina nitida (Verrill, 1875)  
\*Porella reduplicata (Osburn, 1933)  
\*Schizomavella auriculata  
(Hassall, 1842)  
\*Schizoporella biaperta  
(Michelin, 1841)  
\*Schizoporella unicornis  
(Johnston, 1847)  
\*Tegella unicornis (Fleming, 1928)  
\*Walkeria sp. A

**ECHINODERMATA****ECHINOIDEA**

- Brisaster fragilis  
(Duben & Koren, 1845)  
Echinarachnius parma  
(Lamarck, 1816)  
Echinocardium flavescens  
(O. Müller)  
Echinoidea sp. B (juvenile)  
Spatangoidea spp. (juveniles)

**OPHIUROIDEA**

- Amphilimna olivacea (Lyman, 1869)  
Amphioplus macilentus  
(Verrill, 1882)  
Amphipholis squamata  
(delle Chiaje, 1828)  
Ophiopholis aculeata (L., 1767)  
Ophiura robusta (Ayres, 1851)  
Ophiuroidea sp. B (juvenile),  
sp. C (juvenile)

**CRINOIDEA**

- Hathrometra sp. A

**ASTEROIDEA**

- Asterias vulgaris Verrill, 1866  
Astropecten americanus Verrill, 1880  
Leptasterias tenera (Stimpson, 1862)  
Sclerasterias tanneri  
(Verrill, 1880)  
Stephanasterias albula  
(Stimpson, 1853)  
Asteroidea sp. B (juvenile),  
sp. C (juvenile)

**HOLOTHUROIDEA**

- \*Cucumaria frondosa (Gunnerus, 1770)  
Duasmodyctyla commune (Forbes, 1841)  
Havelockia scabra (Verrill, 1873)  
Labidoplax buskii (McIntosh, 1866)

**HEMICHORDATA**

- Enteropneusta sp. A, sp. B, sp. D, sp. E,  
sp. F, sp. G, sp. H, sp. I

**CHORDATA****UROCHORDATA**

- \*Ascidia cf. obliqua Alder, 1863  
\*Bostrichobranchus pilularis  
(Verrill, 1871)  
Ascidiacea sp. A\*, sp. B\*, sp. C, sp. D\*

**VERTEBRATA**

- \*Ammodytes americanus De Kay, 1842  
\*Anguilla rostrata (LeSueur, 1817)  
\*Lepophidium cervinum  
(Goode & Bean, 1885)  
\*Neoliparis atlanticus  
(Jordan & Evermann, 1898)  
\*Ophichthus cruentifer  
(Goode & Bean, 1896)  
\*Scomber scombrus L., 1758  
\*Urophycis chuss Walbaum, 1792

## APPENDIX C

TABLE C-1. SPECIES RETAINED AS VOUCHER SPECIMENS FROM DREDGE OR TRAWL SAMPLES FROM REGIONAL STATION 2.

	11/81 (M2)	2/82 (M3)	5/82 (M4)	7/82 (M5)	11/82 (M6)	2/83 (M7)	5/83 (M8)
<b>PORIFERA</b>							
<u>Haliclona oculata</u> (Pallas, 1766)			X				
<u>Polymastia robusta</u> Bowerbank, 1860	X	X					
<b>CNIDARIA</b>							
Hydrozoa							
<u>Campanularia gigantea</u> Hincks, 1865			X				
<u>Sertularella minuscula</u> Billard, 1924	X						
<u>Sertularella tricuspida</u> (Alder, 1856)			X				
<u>Thuiaria cupressina</u> (L., 1758)	X		X				
<u>Tubularia couthouyi</u> Agassizi, 1862			X				
<b>MOLLUSCA</b>							
Gastropoda							
<u>Buccinum undatum</u> L., 1758			X				
<u>Colus pubescens</u> (Verrill, 1882)			X	X			
<u>Colus stimpsoni</u> (Mörch, 1867)	X						
Bivalvia							
<u>Arctica islandica</u> (L., 1767)	X	X					
<u>Cyclocardia borealis</u> (Conrad, 1831)	X	X					
<u>Palliolium</u> sp. A	X						
<u>Placopecten magellanicus</u> (Gmelin, 1791)					X		
<b>ARTHROPODA</b>							
Amphipoda							
<u>Aeginina longicornis</u> (Krøyer, 1842-43)			X				
<u>Caprella unica</u> Mayer, 1903			X				
<u>Erichthonius fasciatus</u> (Stimpson, 1853)			X				
Decapoda							
<u>Crangon septemspinosa</u> Say, 1818			X				
<u>Pagurus acadianus</u> Benedict, 1901			X				
<u>Pelia</u> sp.			X				
<b>ECTOPROCTA</b>							
<u>Flustrellidra hispida</u> (Fabricius, 1780)	X						
<u>Electra pilosa</u> (L., 1767)	X						
<u>Canloramphus cymbaeformis</u> (Hincks, 1877)	X						
<b>ECHINODERMATA</b>							
Echinoidea							
<u>Echinarachnius parma</u> (Lamarck, 1816)	X	X					
Asteroidea							
<u>Asterias vulgaris</u> Verrill, 1866	X	X					
<u>Leptasterias tenera</u> (Stimpson, 1862)		X					
<u>Sclerasterias tanneri</u> (Verrill, 1880)	X						
<u>Henricia</u> sp.					X		
Holothuroidea							
<u>Stereoderma unisemita</u> (Stimpson, 1851)						X	
<b>CHORDATA</b>							
Vertebrata							
<u>Raja erinacea</u> Mitchell, 1925			X				
<u>Urophycis chuss</u> (Walbaum, 1792)			X				

TABLE C-2. SPECIES RETAINED AS VOUCHER SPECIMENS FROM DREDGE OR TRAWL SAMPLES FROM REGIONAL STATION 7.

	11/81 (M2)	2/82 (M3)	5/82 (M4)	7/82 (M5)	11/82 (M6)	2/83 (M7)	5/83 (M8)
<b>MOLLUSCA</b>							
Bivalvia							
<u>Arctica islandica</u> (L., 1767)	X						
<b>ARTHROPODA</b>							
Crustacea							
Decapoda							
<u>Munida iris</u> Milne Edwards, 1880	X	X					
<u>Pagurus politus</u> (Smith, 1882)	X						
<u>Bathynectes superbus</u> (Costa, 1838)		X					
<b>ECHINODERMATA</b>							
Asteroidea							
<u>Asterias vulgaris</u> Verrill, 1866	X						

TABLE C-3. SPECIES RETAINED AS VOUCHER SPECIMENS FROM DREDGE OR TRAWL SAMPLES FROM REGIONAL STATION 13.

	11/81 (M2)	2/82 (M3)	5/82 (M4)	7/82 (M5)	11/82 (M6)	2/83 (M7)	5/83 (M8)
<b>NEMERTEA</b>							
<u>Cerebratulus</u> sp.	X						
<b>ANNELIDA</b>							
Polychaeta							
<u>Aricidea catherinae</u> Laubier, 1967	X						
<u>Chone infundibuliformis</u> Krøyer, 1856	X						
<u>Cossura longocirrata</u> Webster & Benedict, 1887	X						
<u>Harmothoe extenuata</u> (Grube, 1840)	X						
<u>Lumbrineris fragilis</u> (Müller, 1776)	X						
<u>Nephtys incisa</u> Malmgren, 1865	X						
<u>Ninoe nigripes</u> Verrill, 1873	X						
<b>MOLLUSCA</b>							
Gastropoda							
<u>Colus stimpsoni</u> (Mörch, 1867)	X						
<u>Illex illecebrosus</u> (LeSueur, 1821)					X		
<b>ARTHROPODA</b>							
Crustacea							
Amphipoda							
<u>Ampelisca agassizi</u> (Judd, 1896)	X						
<u>Anonyx liljeborgi</u> Krøyer, 1870	X						
<u>Unciola irrorata</u> Say, 1818	X						
Decapoda							
<u>Cancer borealis</u> Stimpson, 1859	X						
<b>ECHINODERMATA</b>							
Asteroidea							
<u>Asterias vulgaris</u> Verrill, 1866	X						
<u>Leptasterias tenera</u> (Stimpson, 1862)	X						
<b>CHORDATA</b>							
Vertebrata							
<u>Poronotus triacanthus</u> (Peck, 1800)						X	

TABLE C-4. SPECIES RETAINED AS VOUCHER SPECIMENS FROM DREDGE OR TRAWL SAMPLES FROM SITE-SPECIFIC STATION 5-1.

	11/81 (M2)	2/82 (M3)	5/82 (M4)	7/82 (M5)	11/82 (M6)	2/83 (M7)	5/83 (M8)
<b>MOLLUSCA</b>							
Bivalvia							
<u>Cyclocardia borealis</u> (Conrad, 1831)	X						
<b>ECTOPROCTA</b>							
<u>Eucratea loricata</u> (L., 1758)							
X							
<b>ECHINODERMATA</b>							
Asterioidea							
<u>Asterias vulgaris</u> Verrill, 1866	X						
<u>Leptasterias tenera</u> (Stimpson, 1862)	X						

TABLE C-5. SPECIES RETAINED AS VOUCHER SPECIMENS FROM DREDGE OR TRAWL SAMPLES FROM SITE-SPECIFIC STATION 5-18.

	11/81 (M2)	2/82 (M3)	5/82 (M4)	7/82 (M5)	11/82 (M6)	2/83 (M7)	5/83 (M8)
<b>CNIDARIA</b>							
Hydrozoa							
<u>Thuiaria cupressina</u> (L., 1758)		X					
<u>Tubularia couthouyi</u> Agassizi, 1862		X					
<b>MOLLUSCA</b>							
Bivalvia							
<u>Arctica islandica</u> (L., 1767)	X	X					
<u>Cyclocardia borealis</u> (Conrad, 1831)	X	X					
<b>ARTHROPODA</b>							
Decapoda							
<u>Cancer borealis</u> Stimpson, 1859		X					
<u>Cancer irroratus</u> Say, 1817	X						
<b>ECTOPROCTA</b>							
<u>Eucratea loricata</u> (L., 1758)							
X							
<u>Electra pilosa</u> (L., 1767)							
X							
<b>ECHINODERMATA</b>							
Echinoidea							
<u>Echinarachnius parma</u> (Lamarck, 1816)	X	X					
Asterioidea							
<u>Asterias vulgaris</u> Verrill, 1866	X	X					
<u>Leptasterias tenera</u> (Stimpson, 1862)	X	X					
Holothuroidea							
<u>Cucumaria frondosa</u> (Gunnerus, 1770)	X						
<b>CHORDATA</b>							
Vertebrata							
<u>Squalus acanthus</u> Linnaeus, 1758*				X			
<u>Urophycis chuss</u> (Walbaum, 1792)	X						

\*Collected at Site-Specific Station 5-15.

TABLE C-6. SPECIES RETAINED AS VOUCHER SPECIMENS FROM DREDGE OR TRAWL SAMPLES FROM SITE-SPECIFIC STATION 5-28.

	11/81 (M2)	2/82 (M3)	5/82 (M4)	7/82 (M5)	11/82 (M6)	2/83 (M7)	5/83 (M8)
<b>CNIDARIA</b>							
Hydrozoa							
<u>Hydrallmania falcata</u> (L., 1758)		X					
<u>Thuiaria cupressina</u> (L., 1758)		X					
<b>ANNELIDA</b>							
Polychaeta							
<u>Glycera dibranchiata</u> Ehlers, 1868		X					
<u>Lumbrineris fragilis</u> (Müller, 1776)		X					
<u>Ophelina acuminata</u> Oersted, 1843		X					
<b>MOLLUSCA</b>							
Bivalvia							
<u>Cyclocardia borealis</u> (Conrad, 1831)	X	X					
<b>ARTHROPODA</b>							
Decapoda							
<u>Cancer borealis</u> Stimpson, 1859		X					
<u>Cancer irroratus</u> Say, 1817	X						
<u>Pagurus acadianus</u> Benedict, 1901		X					
<b>ECHINODERMATA</b>							
Echinoidea							
<u>Echinarachnius parma</u> (Lamarck, 1816)	X						
Asteroidea							
<u>Asterias vulgaris</u> Verrill, 1866	X	X					
<u>Leptasterias tenera</u> (Stimpson, 1862)	X	X					
Holothuroidea							
<u>Cucumaria frondosa</u> (Gunnerus, 1770)	X						
<b>CHORDATA</b>							
Vertebrata							
<u>Paralichthys oblongus</u> (Mitchill, 1815)			X				
<u>Glyptocephalus cynoglossus</u> (L., 1758)*				X			

\*Collected between Site-Specific Stations 5-14 and 5-22.

## APPENDIX D



## APPENDIX D

### ANNOTATED SPECIES LIST

#### PORIFERA

##### Calcarea sp. A

Resembling Sycon in being solitary tubes yet lacking long spicule fringe around osculum. Resembles Leucosolenia but differs in having a rough or tufted surface texture.

##### Suberitidae sp. A

An encrusting form with large tylostyles, with the rounded end next to substratum but differing in having spirasters as microscleres. Small sponge always found encrusting sand grains. Most common sponge.

#### CNIDARIA: HYDROZOA

##### Eucope sp. A

Characterized by a very large gonophore. Similar to Eucope caliculata except hydrothecal margin toothed instead of entire.

##### Eudendrium sp. A

Specimens incomplete but agreeing with genus Eudendrium.

##### Halecium sp. B

Overall structure similar to Halecium articulosum but differing in that hydrophores alternate at 90° angles to one another, whereas hydrophores of H. articulosum alternate at a full 180° to one another.

##### Lafoea dumosa (Fleming, 1824)

This species was designated as Halecium sp. C in our previous reports.

Lovenella sp. A

Resembling Lovenella grandis in shape and structure but much smaller.

Thuiaria cupressina (L., 1758)

This species is the most common hydrozoan at our Georges Bank stations.

CNIDARIA: ANTHOZOA

A reference collection of anthozoans identified during the Georges Bank study was examined by Dr. Kenneth Sebens, Museum of Comparative Zoology, Harvard University. Several of the identifications were confirmed, and some categories were combined. The following notes refer mostly to the more common anthozoans present in our samples.

Actinauge longicornis Verrill, 1882

This species was common at our Georges Bank stations. This species designation includes the previously listed taxa Anthozoa sp. B, Anthozoa sp. D and Hexactiniae sp. B.

Ceriantheopsis americanus Verrill, 1866

This species was common at some stations. All of the specimens collected were relatively small, although we often saw pieces of large tubes of this species. The larger animals probably escaped collection by moving quickly down the tubes.

Edwardsia elegans Verrill, 1869

This species is a burrower. The taxa Edwardsia sp. A and sp. C, listed as separate species in previous years, have been determined by Dr. Sebens to be E. elegans.

Halcampa duodecimcirrata (Sars, 1851)

This is the correct identification of the specimens designated as Halcampidae sp. A in our previous reports.

Paracalliactis involvans (McMurrich, 1893)

This is the correct identification of the specimens formerly called Anthozoa sp. G.

Peachia sp.

This is a damaged specimen previously identified as Hexactiniae sp. A.

Anthozoa sp. H and sp. J

These are two unusual species that Dr. Sebens thinks are new to the northwest Atlantic Ocean. On the basis of his evaluation, Anthozoa sp. A has been combined with sp. J.

**NEMERTEA**

Most nemerteans are very difficult if not impossible to identify unless sectioned.

Lineus spp.

Specimens without caudal cirrus; with longitudinal cephalic grooves.

Micrura spp.

Specimens with caudal cirrus present and without thin lateral margins.

Monostylifera sp. A

Specimens with stylet. Rare.

**ANNELIDA: POLYCHAETA**

**AMPHARETIDAE**

Asabellides sp. A

Four pairs branchiae; with long dorsal neuropodial cirrus; peristomium narrow; one pair long anal cirri and short papillae.

Eclysippe sp. A

Paleae present; with three pairs branchiae; 12 thoracic uncinigers; with ventral glandular band on setiger 5.

Lysippe sp. A

Short paleae on segment 3. With four pairs branchiae; anal cirri with two eyes; with enlarged notopodial lobes on setiger 10.

Samythella sp. A

Paleae absent; with three pairs branchiae; 12 thoracic uncinigers; without notopodial rudiments.

Ampharetidae, new genus, new species A

Paleae present; with four pairs branchiae; 12 thoracic uncinigers; with notopodial rudiments.

Ampharetidae, new genus, new species B

Paleae absent; with three pairs branchiae; 11 thoracic uncinigers; with notopodial rudiments.

Ampharetidae, new genus, new species C

Paleae reduced; with four pairs branchiae; two thoracic uncinigers; enlarged notopodia with long brushtipped setae on last thoracic setiger.

Ampharetidae, new genus, new species D

Paleae absent; with two pairs branchiae and one pair nephridia; 13 thoracic uncinigers; several dark eyes.

## APHRODITIDAE

Aphrodita hastata Moore, 1905

Juveniles with neurosetae having basal spur and few marginal teeth; thus intermediate between typical A. hastata and the European A. aculeata.

## ARABELLIDAE

### Arabella sp. A

Prostomium without eyes; simple limbate capillaries present, lacking denticulation at base of winged plate; upper edge of mandibles smooth; anterior parapodial lobes appear receded into body wall.

### Drilonereis longa Webster, 1879

Anterior parapodia reduced to swelling; middle parapodia with short presetal lobe, long postsetal lobe; posterior parapodia with presetal lobe short to slightly subequal to the long postsetal lobe; limbate setae with long capillary tips. Number of teeth on maxillary apparatus: MI, 4-6; MII, 4-5; MIII, 1. May be confused with D. n. sp. A (see below).

### Drilonereis n. sp. A

Anterior parapodia with presetal lobe absent, postsetal lobe short; middle parapodia with presetal lobe short, postsetal lobe long; posterior parapodia with presetal lobe slightly subequal to long postsetal lobe; limbate capillary setae with long limbations and short capillary tip. Number of teeth on maxillary apparatus: MI, 2-3, MII, 2-3, MIII, 2. Similar to D. minor in having few teeth on the first and second pairs of maxillae, but differs in having well-developed postsetal parapodial lobes throughout the body.

### Drilonereis n. sp. B

Parasitic in Aricidea catherinae. Unusual in having a reduced number of teeth on the first and second pairs of maxillae. The parapodia are bilabiate, especially in posterior setigers.

### Drilonereis n. sp. D

Parasitic in cirratulid polychaetes of the genus Tharyx. It has a reduction in the parapodial lobes in posterior segments from a distinctly bilabiate condition in anterior segments to their total absence posteriorly.

Haematocleptes sp. A

Yellow acicular spines not projecting in smaller specimens; setae absent in smaller specimens; present reduced, shrunken in appearance in larger specimen; maxillary apparatus reduced to maxillary carriers with small, vestigial, fused mass above it; mandibles well developed; anterior parapodia bilabiate; one specimen found parasitic in Lumbrinerides acuta.

**CAPITELLIDAE**

Barantolla sp. A

Setal formula:  $\frac{6C}{0+5C} + \frac{h}{h}$ ; not a juvenile Capitella.

Capitella jonesi (Hartman, 1959)

Setal formula:  $\frac{3C}{3C} + \frac{h}{h}$  ...; corresponds to Grassle and Grassle (1977) Type III.

Mediomastus fragilis Rasmussen, 1973

Without capillaries in abdominal notopodia; 2 eyes present. (See Warren, 1979).

**CHRYSOPETALIDAE**

Dsyponetus sp. A

The single specimen collected from Station 8 was originally identified and listed in previous reports as Dysponetus gracilis Hartman. A reexamination of the specimen revealed that this specimen differed from D. gracilis in having elongate, tapering antennae rather than short and round antennae, in having neurosetae from setiger 2 rather than setiger 1, and in having rather than lacking eyes.

**CIRRATULIDAE**

Caulleriella n. sp. B

Prostomium very acute, with large dark eyes; bifid hooks numbering 2-3 per ramus; body smooth; gills tending to curl in preservation; pygidium with 2 anal cirri. Common at Station 5-1 at 80 m.

Caulleriella n. sp. C

Prostomium short, not acute, darkly pigmented, with two pairs of indistinct eyes; bifid hooks numbering 3-6 per ramus; hooks in far posterior setigers worn down to unidentate appearance; two anal cirri present. Found only at Station 14 in the Gulf of Maine.

Chaetozone n. sp. A

Spines all acicular, not forming complete cinctures; pygidium a flattened disc. Common at deeper stations, 140-160 m.

Chaetozone n. sp. B

Similar to Chaetozone sp. A, but with both bifid hooks and blunt spines forming partial cinctures around the posterior end; with anal disc.

Dodecaceria n. sp. A

Most closely resembles D. diceria Hartman (1951) from Gulf of Mexico in having modified setae with ribs, not spoon-shaped. Differs from D. diceria in details of the setal structure.

Dodecaceria sp. B

Modified setae are spoon-shaped. Found at Station 5-25.

Tharyx acutus Webster & Benedict, 1887

Palps arising anterior to setiger 1; thoracic region not inflated; posterior end broad, with ventral depression; with short knob-tipped setae in posterior setigers directed toward ventral channel.

Tharyx annulosus Hartman, 1965

Palps arising on anterior edge of setiger 1; thoracic region slightly inflated, some segments pigmented ventrally; serrated capillary setae broad, with deep denticulations; posterior end weakly inflated.

Tharyx dorsobranchialis Kirkegaard, 1959

Prostomium very elongated, palps anterior to setiger 1; thoracic region strongly inflated, not pigmented; with lightly serrated capillaries; branchiae and parapodia dorsally elevated, forming medial channel in thorax. New to North America.

Tharyx cf. monilaris Hartman, 1960

Palps arising just anterior to setiger 1; body with an expanded thoracic region and bead-like abdominal segments; all capillaries smooth, not serrated. A California species; new to eastern North America.

Tharyx n. sp. A

Palps arise over junction of peristomium and setiger 1; body circular in cross section throughout; setae few posteriorly, with simple blades, very thin, no serrations but may fray when bent; prostomium short; posterior end tapered. Common at site-specific stations.

Tharyx sp. D

Body greatly distended; palps arising just anterior to setiger 1; capillary notosetae narrow, smooth; some long natatory setae present; neurosetae shorter, thicker, curved, with serrations or fine saw-tooth edge. Found at Station 17 in 145 m.

Tharyx sp. E

Resembles Tharyx sp. A in general appearance, but is much larger; posterior segments with broad, finely serrated setae. Found at Station 14 in the Gulf of Maine.

## DORVILLEIDAE

Dorvillea sp. A

Specimens incomplete; parapodia as for Dorvillea or Schistomeringos, but furcate setae not evident.



Ophryotrocha sp. A

Small, rare, not fully characterized. With heterogomph falcigers and simple setae. Mandibles with saw-toothed edge.

Ophryotrocha sp. B

Small, rare, not well-characterized. Heterogomph falcigers present; mandibles with irregular edges. Antennae appear truncated, as if broken.

Schistomeringos spp. A, B, and D

These three taxa reported in Year 1 have been lumped with Schistomeringos caeca (Webster & Benedict, 1884).

Schistomeringos sp. C

Furcate setae with brush-tipped tines, 1/2 - 2/3 length ratio.

Dorvilleidae sp. A

Twelve setigers; one pair of palps; antennae lacking; two anal cirri. Without simple setae. Found at Stations 5-16 and 5-20.

## EUNICIDAE

Eunice vittata (delle Chiaje, 1828)

Pigment spots on parapodia beginning on setiger 10-15, near area of gill attachment. Juveniles identified in earlier reports as Eunicidae sp. A. Northern range extension.

Marphysa cf. stylobranchiata (Moore, 1909)

Previously reported as Marphysa sp. A. Larger specimens with five short antennae; single gill filament starting from setiger 22-24, continuing along length of body, absent from posterior 25 setigers; tentacular cirri absent; subacicular dentition dark, unidentate and blunt; hooks of composite falcigers bifid, hoods rounded; pygidium bears a pair of long tapering ventral cirri and a pair of minute cirri below the longer pair.

## FLABELLIGERIDAE

### cf. Flabelligera affinis Sars, 1829

Specimens are small and one from Station 18 is ovigerous. Cephalic cage formed by neuro- and notosetae of first segment; cage setae long and annulated; body translucent, no mucoid sheath present; composite neurosetae from setiger 2, setae with long blades and shaft. Papillae long and pedunculate on some specimens.

### Pherusa cf. falcata (Støp-Bowitz, 1947)

Four segments with cephalic cage setae; neurosetae differ from P. falcata in form of the pseudocomposite setae.

### Pherusa plumosa (Müller, 1776)

With stout simple hooks; cephalic cage with three setigers; setae have very slight structural inconsistency - a faint line. Tenuous identification.

### Pherusa sp. A

With variable number of cephalic cage segments (1-4) depending on size; setae appearing pseudocomposite, dependent on size; may have four anterior segments with forwardly directed setae consisting of typical cephalic cage setae and composite hooks; possibly juvenile of Pherusa falcata or P. plumosa.

### Flabelligeridae sp. A

Anterior three segments form a small cephalic cage, but setae are same length as rest of setae on body. All setae are simple annulated capillaries. Papillae pedunculate, include long and short forms. Body tapers posteriorly; some specimens have lost the tapering posterior end. One complete specimen with 32 segments. Probably in the genus Diplocirrus. Found at Station 14A.

## GLYCERIDAE

### Glycera n. sp. A

Similar to Glycera sp. A of Gardiner (1976); without branchiae.

## GONIADIDAE

### Goniada n. sp. A

Neuropodial presetal lobe bilobed from setiger 3; 58-62 uniramous parapodia, biramous parapodia from setiger 62; subdermal eyes; 3-5 pair chevrons; short proboscoidal organs; posterior notopodium with several slender capillaries; compound serrated spinigers in neuropodium; no anal cirri.

## HESIONIDAE

### Gyptis sp. A

A small, fragile species occurring in depths of 60-140 m. Eight pairs easily lost tentacular cirri. Three antennae, center one closest to a frontal attachment, these also easily lost. Frontal attachment could possibly put this into a different genus although none exist into which these specimens would fit. Setae from second segment. More than six notosetae per bundle, therefore is not G. vittata. Notosetae are annulated capillaries; neurosetae are heterogomph falcigers. Dorsal cirri biarticulated along length of body; dorsal cirri shorter than parapodia and setae. Includes specimens previously reported as Hesionidae n. gen. n. sp. A.

### Gyptis sp. B

A moderate-sized species occurring in muddy sediments in about 80 m. Prostomium with two pairs of eyes; medial antenna located anterior to anteriormost pair of eyes, but not completely frontal in location. Tentacular cirri all articulated; dorsal cirri long, articulated, with dark pigment; ventral cirri short, cirriform. Closely related to G. vittata.

Microphthalmus listensis Westheide, 1967

New to New England or may actually be an undescribed species (Westheide, personal communication). Differs from M. sczelkowi in having dorsal and ventral cirri much longer than podial lobe, rather than subequal.

Microphthalmus sp. A

Notosetae include one aciculum per fascicle; neurosetae are compound. Dorsal and ventral cirri slightly shorter than tentacular cirri. Found at Station 10.

## LUMBRINERIDAE

Lumbrinerides acuta (Verrill, 1875)

Position (setiger number) of first hooded hook directly correlated to length of animal, first appearing in setiger I of juveniles; in later segments in larger specimens.

Lumbrineris latreilli (Audouin & Milne Edwards, 1833) Variety

Blade length of composite setae variable (short and long); addition of composite setae to anterior parapodia increases as size of animal increases; Maxillae III unidentate (differs from bidentate condition in typical L. latreilli). Postsetal lobe digitiform, becoming more slender but not increasing in length in posterior segments, presetal lobe absent or reduced; prostomium conical; both anal cirri frequently bifid with unequal lengths. Juveniles appear to have simple setae and only two anal cirri.

Lumbrineris sp. B

Similar to Lumbrineris verrilli, but with shaft of hooded hook more swollen; posterior postsetal lobes of L. sp. B shorter than in L. verrilli; pygidium with two short and two long lobes.

Lumbrineris sp. C

Similar to Lumbrineris hebes. Prostomium small relative to size of body. Anterior hooded hooks look like limbate setae, but have extremely tiny teeth;

shortened in posterior setigers; hooks becoming larger and more like those of L. hebes. Maxillary carriers folded to various degrees. Max I = 1, Max II = 4-5?, Max III = 1, Max IV = 1 (broad plate).

Lumbrineris sp. D

Specimen 54 mm long, 3 mm wide. Mandible not fused. Max I = 1; Max II = 2,3; Max III = 2 (widely spaced); Max IV = 1. Prostomium conical with paired nuchal organs present near posterior margin. Postsetal lobe broadly conical becoming uniform in middle and posterior setigers; not increasing in length. Composite falcigers present from setigers 6 through 13, with blades 3-4 times longer than wide, with many small teeth and one larger fang inferiorly. Aciculum yellow. Pygidium with four cirri, dorsal pair longer.

Paraninoe brevipes (McIntosh, 1903)

A deep-water species with a single short gill from setiger 10 to 30 and with black acicula.

## MALDANIDAE

Axiothella sp. B

Length 8 mm; 19 setigers, and five achaetous preanal segments. Eyes present. Anal cirri alternate in length, usually with one long followed by three short cirri. Cephalic rim high, round with two shallow posteriolateral notches and one shallow posterior notch, for a total of three notches. Rostrate uncini throughout, setiger 1 with one uncinus, setiger 2 with two uncini, setiger 3 with three uncini, increasing to five uncini in posterior setigers. Specimens stain differently than juveniles of Clymenella torquata, therefore this is not a juvenile of C. torquata with an undeveloped collar.

Axiothella sp. C

Twenty-two setigers and four achaetous preanal segments. Rostrate uncini throughout. Anal cirri all the same length.

Clymenura sp. A

Nineteen setigers and 2(-3?) achaetous preanal segments. Eyespots on prostomium. Triangular patch on setiger 8. Nuchal slits appear parallel. Cephalic rim with one notch on posteriolateral side. First three setigers with acicular spines with small teeth. Anal cirri uniform in length, except one which is longer. Anal cone sometimes projects slightly beyond the cirri. Differs from Clymenura polaris which has only one anal cirrus. Differs from Clymenura borealis which has a posterior incision on the cephalic plate and anal cirri all of different lengths.

Euclymene sp. A

Eyes present; cephalic rim high, with posterior notch; 22 setigers and two achaetous preanal segments; many short anal cirri and one long midventral cirrus; neurosetae as for Euclymene, except in juveniles. This is the same species as that designated E. collaris in Benchmark reports; a comparison of specimens collected in the two studies has been made.

Euclymene sp. B

Similar to Euclymene sp. A, except eyes lacking, no posterior notch in cephalic rim, floor of anal plaque level. Rare.

Isocirrus planiceps (Sars, 1872)

Agrees with description by Arwidsson (1907) rather than with that by Imajima and Shiraki (1982).

Maldanella sp. A

Nineteen setigers. Setiger 1 with notosetae only; neurosetae are all rostrate uncini. Cephalic rim with posteriolateral incision on each side. Anal cirri variable in length. Staining pattern: A) first two setigers and prostomium speckled, especially intense in presetal area on setigers 1 and 2, B) setiger 3 staining more darkly, especially presetally, C) setigers 4 - 7 very intensely speckled, D) staining in posterior region is primarily around the setal bundles. First found at Station 18 (145 m).

Euclymeninae sp. B

Cephalic plate well developed, rim low, shallowly incised laterally and posteriorly, nuchal organs short, distinct collar on setiger 4; anal funnel well developed, with larger mid-ventral cirrus and additional alternating long and short cirri; acicular spines on setigers 1-3.

Maldanidae sp. B

Eyes lacking; cephalic rim high with three incisions; spines in first three neuropodia; pygidium as for Heteroclymene robusta.

Maldanidae sp. C

Posterolateral margin of cephalic collar with about eight incisions; first three setigers with rostrate setae.

Maldanidae sp. E

Weak posterolateral incisions on cephalic plate; faint eye spots on ventrolateral cephalic plate; long ventral cirrus extending from anal funnel, with shorter cirri encircling margin.

Maldanidae sp. F

Incomplete specimens, but setiger 9 with distinctive, longitudinal stripes when stained. First 3-4 setigers with acicula in neuropodia. Cephalic rim with three indentations, two posterolateral and one posterior. First found at Station 12 (100 m).

Maldanidae sp. G

Two complete specimens, one with 37 setigers and no achaetous preanal segments, the second with 32 setigers and three achaetous preanal segments. No indentations on cephalic rim. Setigers 1-3 with acicular setae. One anal cirrus. Setigers 1-3 stain in speckled pattern, which is especially prominent in presetal region; setigers 4 to 7-9 stain completely. Found at Station 13A in the Mud Patch, and Stations 14 and 14A in the Gulf of Maine.

## NEPHTYIDAE

### Aglaophamus circinata (Verrill, 1874)

Juveniles without eyes; second antennae long. Adult characters as in Pettibone (1963).

### Nephtys bucera Ehlers, 1868

Juveniles with eyes; second antennae short. Adult characters as in Pettibone (1963).

### Nephtys incisa Malmgren, 1865

Juveniles without eyes; antennae crowded on anterolateral corners of prostomium. Adult characters as in Pettibone (1963).

### Nephtys picta Ehlers, 1868

Juveniles with eyes; second antennae long. Adult characters as in Pettibone (1963).

## NEREIDIDAE

### Nereis grayi Pettibone, 1956

Most common nereid at our Georges Bank stations. We have found considerable variation in the paragnath pattern. In some cases they are nearly absent or so light in color they cannot be seen clearly. Includes specimen previously identified as cf. Rullierinereis sp. A.

### Nereis cf. riisei Grube, 1856

Similar to N. riisei, but posterior notopodial homogomph falcigers with smooth instead of serrated blade.

### Nereis zonata Malmgren, 1867

Individuals originally identified as Nereis sp. A and N. sp. G were later confirmed as N. zonata.



Nereis sp. B

Four eyes, anterior two are semicircular. Paragnath formula: IV - several, none on other areas. Posterior notopodial falcigers serrated. Tentacular cirri extend back to setigers 4-5. Dorsal notopodial ligules reduced in posterior region. Dorsal cirri equal in length to podial lobes in anterior region and longer in posterior region. Ventral cirri equal in length to podial lobes throughout.

ONUPHIDAE

Mooreonuphis pallidula (Hartman, 1965)

Composite bi- and tridentate falcigers on setigers 1-4; spinigers start on setiger 5-6, continuing to 12-28; bifid subacicular setae start on setigers 6-11 in juveniles and setigers 18-19 in larger forms. Ventral cirri cirriform until setiger 3, setiger 4 transitional. Pseudocomposite falcigers present from setiger 1, present in 2-4 setigers; spinigers present from setigers 4-6, continue to setiger 8-18; bifid subacicular hooks present from setigers 5-6, continue to end of body.

Nothria britannica (McIntosh, 1903)

Formerly identified as Nothria conchylega. Fauchald's (1982) revision of the Onuphis, Nothria, and Paradiopatra complex established the taxonomic characters to separate the two species. N. conchylega has been reported from the Western Atlantic by several authors but it is uncertain whether it actually occurs here (Fauchald pers. comm.). N. britannica differs from N. conchylega in having two instead of three setigers with pseudocompound hooks. N. britannica is known previously from the Shetland Islands in the North Atlantic Ocean.

Paronuphis sp. A

Juvenile, agrees with generic definition, but more specimens are needed to confirm a specific identification.

Rhamphobanchium sp. A

First three parapodia enlarged, equal in size and project forward; branchiae begin on setiger 11, with up to six filaments; ventral cirri cirriform on setiger 3, setiger 4 transitional; bidentate subacicular hooks begin on setigers 13-15. Pectinate setae and spinigers present, 3-4 large, slightly protruding acicular setae in anterior parapodia, occurring posterior to modified parapodia. Nine specimens were collected from 140-145 m.

Rhamphobanchium sp. B

Differs from R. sp. A in the following characters: first four parapodia enlarged, equal in size and appear capable of further expansion; branchiae begin on setiger 6, with 6-8 filaments; ventral cirri cirriform on setiger 5, setiger 6 transitional, bidentate subacicular hooks begin on setiger 19.

OPHELIIDAE

Ophelina sp. A

Similar to O. modesta Støp-Bowitz (1958). Anal funnel with terminal cirri and single ventral cirrus. Found at Station 18 (140 m).

Travisia sp. A

Setae all smooth capillaries. Branchiae begin on setiger 2, continue to setiger 24. Six anal lobes, up to four achaetous preanal segments. Differs from T. forbesii in having smooth rather than papillose skin, six rather than eight anal papillae, and smooth rather than hispid capillary setae.

Travisia sp. B

Setigers start in front of mouth, number 20, plus tail segment with up to four achaetous segments. No ventral groove. Setae all smooth capillaries. Branchiae start on setiger 3, continue to setiger 21. Found at Stations 16 and 17.

## ORBINIIDAE

### Leitoscoloplos sp. A

Prostomium appears more truncated than those of other species of Leitoscoloplos. Branchiae begin on setigers 8-12, somewhat rounded, not pointed. Ventral cirri (= subpodial papillae?) begin on setigers 8-11; only one ventral cirrus per side on each segment even in transitional region between thorax and abdomen. Ventral cirrus distinctive, round, constricted at point of attachment to body. Interramal cirri present. Abdominal neurosetae longer than notosetae. Occurs in depths of 80-140 m.

## OWENIIDAE

### Myriochele oculata Zaks, 1923

Eyes present, agrees with redescription by Blake and Dean (1973).

### Myriochele sp. A

Thin, slender species; eyes lacking; tube and methyl green staining pattern similar to that of M. oculata.

### Myriochele sp. B

Without eyes and with rounded prostomium; neurosetae start on setiger 3 and are offset; methyl green staining pattern different from M. oculata with greater stain around prostomium.

### Myriowenia gosnoldi Hartman, 1965

Three incomplete specimens collected, two of which differ from Hartman's (1965) description in having anteriorly inflated prostomium instead of a narrow one and by having 14 and 23 setigers instead of 10. All three specimens have bidentate uncini with the long fang surmounted by a smaller second tooth. The presence of an inflated anterior end on some specimens suggests an artifact of preservation.

## PARAONIDAE

### Aricidea cf. belgica (Fauvel, 1936)

With short neuropodial postsetal lobes; branchiae broad, blunt-tipped, very glandular. Modified neurosetae very simple, nearly capillary in appearance with only a weakly developed arista.

### Aricidea catherinae Laubier, 1967

The most common paraonid species at our Georges Bank stations. Includes specimens previously reported as Aricidea n. sp. C.

### Aricidea longobranchiata Day, 1961

New record for eastern North America.

### Aricidea wassi Pettibone, 1965

Includes specimens reported earlier as Aricidea sp. E and Paraonis sp. B.

### Aricidea n. sp. A

Branchiae from setiger 5, continuing over several setigers; setae similar to those of A. suecica, antenna similar to that of A. catherinae. Very similar to Aricidea sp. G.

### Aricidea n. sp. B

Median antenna short; branchiae short, rounded; setae with terminal arista as in A. suecica, A. claudiae, or A. hartmanae.

### Aricidea n. sp. D

Median antenna long, unarticulated; branchiae from setiger 4, similar to those of A. catherinae except that posterior ones are not elongated; modified setae with distinct terminal arista.

### Aricidea sp. F

Median antenna distinctly clavate. Branchiae begin on setiger 4 and continue for 13 to 17 setigers, becoming increasingly longer, then shorter for the last two or

three setigers of the branchial region. This pattern is similar to that seen in A. catherinae. Modified neurosetae with 2-5 convex hairs on the convex side of the shaft, and with one or a few hairs subterminally as in A. finitima or Paraonis fulgens.

Aricidea sp. G

Median antenna similar to that of A. catherinae. Branchiae start on setiger 5, continue for 10-17 setigers. Dorsal lobes flask-shaped in anterior and mid-branchial region, cirriform posteriorly. Modified neurosetae of two types: 1) some similar to those found in A. suecica and 2) one to a few similar to those found in A. catherinae, these not present in anterior postbranchial segments.

Levinsenia sp. A

Rare, not well characterized.

Paradoneis n. sp. A

Small threadlike species; branchiae lacking. Reproductive females with 2-3 very large eyes.

Paradoneis sp. B

Identified as Paradoneis lyra earlier in the Program. It differs from P. lyra in that the furcate setae have unequal tines and thick acicular setae are lacking in posterior neuropodia.

Paraonis n. sp. A

With 3-5 pairs thin, winglike branchiae from setiger 7; prebranchial region smooth, inflated; modified setae sharply hooked with distinct crest and hood.

Paraonis n. sp. C

Similar to P. fulgens. With brush-tipped notosetae among typical capillaries.

Paraonis n. sp. D

Possibly juveniles of Aricidea cf. belgicae.

## PHYLLODOCIDAE

### Cirrodoce cristata Hartman & Fauchald, 1971

New records; previously known only from single damaged specimen; should be referred to Clavodoce. With five antennae and four pairs tentacular cirri.

### Eteone spetsbergensis Uschakov, 1953

Newly reported from Georges Bank. Most similar to E. lactea Claparède, 1868, but with slightly longer dorsal tentacular cirri and a different form to the prostimium and dorsal cirri. Relatively rare.

### Genetyllis castanea (Marenzeller, 1879)

Newly reported from Georges Bank and the New England region. Often conspicuous with very bright orange colored dorsal cirri. We speculate that this species is rare in northern waters with larvae carried to Georges Bank in warm core eddies of the Gulf Stream.

### Mystides borealis Théel, 1879

Common on Georges Bank. Characterized by having four very thin frontal antennae, a pair of large black eyes, three broad tentacular cirri which taper at the tips, and dorsal cirri which taper somewhat atypically.

### Mystides caeca Langerhans, 1880

Rare on Georges Bank. Differs from M. borealis in lacking eyes, the tentacular cirri have a longer, tapering tip, and the dorsal cirri are entirely rounded at the tip.

### Phyllodoce sp. A

An unusual species of Phyllodoce in having 4-5 distinct cusps among the soft papillae found on the basal part of the proboscis. Papillae and cusps arranged in 5-7 poorly defined spiral rows on each side of the proboscis. Cusps are roughly

trapezoidal in shape. Prostomium is longer than wide and bears four subterminal antennae and a single pair of eyes; four pairs long tentacular cirri present. Dorsal cirri flattened, oval-shaped; ventral cirri long, tapering, extend beyond the podial lobes. Each segment distinctly pigmented, providing a striped appearance to the body. Resembles P. subulifera Eliason from Scandinavian waters, but differs in having distinct proboscideal cusps and segmental pigment pattern.

#### Phyllodocidae, new genus, new species A

Fifteen specimens of this unique genus were collected. It differs from all known phyllodocids in having a proboscis armed with small multipronged posteriorly-directed cusps on the sides; and a dorsal row of overlapping flattened plates which possibly serve as supports. Prostomium is approximately equilateral and bears four anterolateral antennae and a very short medial papilla at the posterior border. Tentacular cirri long and thin; dorsal cirri flattened and oval in shape; ventral cirri are elongate and taper at tips.

### POLYGORDIDAE

#### Polygordius sp. A

Small, eyes lacking.

#### Polygordius sp. B

Eyes present. Tentacles shorter than those of Polygordius sp. A. Found at Station 5-28.

### PROTODRILIDAE

#### Protodrilus sp. A

With setae, not Protodriloides chaetifer. Rare.

## PSAMMODRILIDAE

### Psammodrillus balanoglossoides Swedmark, 1952

Body with three regions, including head, thorax, and abdomen; with three pairs long dorsal cirri in thorax.

## SABELLIDAE

### Chone duneri Malmgren, 1867 & C. infundibuliformis Krøyer, 1856

Our specimens may represent the same species; we have no large C. duneri and no small C. infundibuliformis.

### Chone sp. A

Staining pattern not as for C. duneri and C. infundibuliformis; collar laterally incised. Abundant at Station 14.

### Euchone cf. elegans Verrill, 1873

Uncini not exactly as in Banse (1972); variability of forms within tori of abdominal setigers not observed.

### Oriopsis sp. A

The most obvious character of this species is the dark "hyphenated" staining pattern along the branchiole ridges. Collar fairly low with several lateral incisions. Eight thoracic setigers, 16 abdominal setigers. Abdominal neurosetae serpuliform with a small tooth at bottom.

### Potamilla neglecta (Sars, 1851)

Without tentacular eyes; body ragged, as if poorly preserved.

### Sabellidae sp. A

Small. 6-8 pairs of radioles, not united in web, covered with cilia and slightly enlarged at tips, pinnules lacking. Eight thoracic setigers, 3-4 abdominal setigers. Thoracic notosetae spatulate and capillary; thoracic neurosetae long



shafted (acicular) hooks. Abdominal notosetae short-handled uncini; abdominal neurosetae winged capillaries.

## SPHAERODORIDAE

### Sphaerodoridium sp. A

Common in the Mud Patch and also collected at Station 14A in the Gulf of Maine, 80-150 m. Related to Sphaerodoridium claparedii, but differs chiefly in having 8-10 rows of stalked macrotubercles on the dorsum rather than six rows. Several specimens were found which contained very large eggs, a feature apparently typical for the family. Includes specimens previously reported as Clavodorum sp. A and Sphaerodoridium claparedii.

### Sphaerodoridae sp. A

This species was also found at stations on the southern flank of Georges Bank in 140-170 m. Only a few specimens are available, and in none of these are antennae visible, suggesting a relationship to Sphaerodoropsis distichum Eliason from the Skagerak in Denmark. There are six rows of sessile macrotubercles which lack a distinct terminal papilla. Two irregular rows of smaller tubercles are located between the lateralmost rows of macrotubercles. The ventral surface has a few, small to medium sized, irregularly scattered papillae. The parapodial lobes are inflated, conical, and sharply pointed distally. Pre- and postsetal lamellae are lacking. A small ventral cirrus is present, inserted about halfway up the acicular lobe; it is small and never extends beyond the tip of the parapodial lobe. A small, round, button-like papilla is located at the distal tip of the acicular lobe; another small, round papilla is positioned about halfway along the superior edge of the parapodium.

## SPIONIDAE

### Malacoceros indicus Fauvel, 1928

Northern range extension.

Polydora barbilla Blake, 1981

New record for eastern North America, records published in Maciolek (1984).

Polydora blakei Maciolek, 1984

Same species identified as P. caulleryi by Hartman (1965), not Mesnil, 1897. Major spines with crest of bristles and two teeth; caruncle broad, triangular shaped.

Polydora nr. caeca Oersted, 1843

With posterior spines, rare in our samples.

Polydora n. sp. A

Similar to P. flava, but with bundles of posterior notopodial needles occurring in more anterior setigers.

Polydora n. sp. B

In P. socialis group, major spines with apical swelling and terminal mucron.

Prionospio aff. cirrobranchiata Day, 1961

Same as specimens identified as P. cirrobranchiata by Day (1973) from Beaufort, N.C. This species is not identical to P. cirrobranchiata Day, 1961 from South Africa and is being described as a new species (Maciolek, in prep.).

Prionospio n. sp. A

With 8-10 pairs long, broad, apinnate branchiae; prostomium triangular, anteriorly flared. Not P. cirrifera Wirén. Two specimens recorded from Station 8.

Prionospio n. sp. B

Prostomium heart-shaped, with medial incision. Neuropodial lamellae of setiger 1 directed anteriorly, lamellae large on setigers 1 and 2; neuropodial lamellae continuing ventrally, forming flap on ventral surface. Hooks multidentate. Only one specimen collected during entire study; from Station 9 in May 1983 (M8).

Spiophanes sp. A

Prostomium bell-shaped; occipital tentacle absent; eyes absent. May be S. soederstroemi Hartman.

Spionidae new genus, new species A

Prostomium truncate anteriorly, confined posteriorly by a yoke which extends across dorsum between parapodia of setiger 1; branchiae from setiger 3; neuropodial hooded hooks bidentate, notopodial hooks lacking.

Spionidae new genus, new species B

Branchiae from setiger 1, numbering five pairs, all pairs apinnate. Hooded hooks multidentate, with at least two pairs of apical teeth above main fang.

Spionidae new genus, new species C

One complete specimen from Station 8 in July 1983 (M9). Prostomium with frontal horns, appears damaged. Branchiae from setiger 2, continuing for about 10 setigers. Tridentate neuropodial hooded hooks from setiger 20; notopodial hooks in last few setigers only. Sabre setae heavily granulated. Pygidium with at least four anal cirri.

## SPINTHERIDAE

Spinther oniscoides (Johnston, 1845)

Only one species of Spinther (S. citrinus) has been previously reported from our coast. However, we have collected a single, very small, specimen of what appears to be a second species, which is distinguished by having only bifid notosetae rather than a mixture of bifid and entire notosetae as is found in S. citrinus.

## SYLLIDAE

Braniella nr. palpata Hartman, 1967

Rare, found at Block 410 stations. Blades of compound setae are distinctly serrated, with hooked tips. Previously identified as Amblyosyllis sp. A.

Braniella pupa Hartman, 1965

Rare, found at Station 14A. Blades of compound setae are smooth, with hooked tips. Previously identified as Amblyosyllis sp. B.

Eusyllis sp. A

Rare, collected at Station 6 in November 1983 (M10). Bifid tips of compound falcigers with two equally large teeth.

Sphaerosyllis sp. B

Rare, from Station 14. Appears to lack antennae.

Streptosyllis sp. A

Extremely small specimens from site specific stations in May 1983 (M8). Similar to S. arenae in having membranous sheath over tips of blades of compound setae. Differs from S. arenae in having long rather than short falcigerous blades; winged setae are only in anterior setigers.

Syllides cf. articulosa Ehlers, 1897

Recorded in Year I; identification corrected during Year II to S. japonica Imajima, 1966.

Syllides sp. A

Common at Stations 16, 17 and 18. With 1-2 upper simple setae with flared tip, some with serrated edge; blades of compound setae short to long.

Syllides sp. B

Rare, found only at Station 14 in Year I. Upper simple setae long, thin, whiplike.

Syllides sp. C

Rare, found at Stations 5-8 and 17. Upper simple setae serrated with bifid tip.

Syllides sp. D

Rare, found at Station 8. Upper simple setae long, pointed, present in posterior setigers; median dorsal cirri not articulated.

Syllides sp. F

Common at site-specific stations. Confused with S. benedicti during Year I, but differs in having setal blades varying only slightly in length within one fascicle, compared to S. benedicti in which some of the blades are 4-5 times the length of the shortest. This species appears to be close to S. convoluta Webster and Benedict, 1884.

TEREBELLIDAE

Polycirrus sp. A

With 8-18 thoracic setigers; uncini begin on setigers 7-12; with 7-16 (10) pairs ventral shields. Includes specimens previously identified as Polycirrus sp. D.

Polycirrus sp. B

Nineteen thoracic setigers; uncini begin on setiger 16.

Polycirrus sp. F

With 13-18 thoracic setigers, uncini begin on setiger 9-12; 8-10 pairs of ventral shields visible when stained; distinct plumose notosetae.

Polycirrus sp. G

Stained shields look like elevated blocks. Does not stain like other Polycirrus. With 11 thoracic setigers; uncini begin on setiger 12; seven pairs of ventral shields visible when stained.

Polycirrus sp. H

Sixteen thoracic setigers; uncini begin on setiger 9; 13 pairs of ventral shields visible when stained.

Polycirrus sp. I

Seven thoracic setigers; two elevated ventral ridges anteriorly which merge into one unelevated, noticeable stripe posteriorly; notosetae barely extend beyond end of parapodia; only one bundle of neurosetae seen on entire specimen. Does not stain with methyl green.

Proclea sp. A

With 13-16 thoracic setigers; uncini begin on setiger 3, double rows of uncini begin on setiger 8. Dentate setae begin on setiger 9-10. Complete specimens with more than 24 abdominal setigers. Ten pairs of ventral shields visible when stained. Ovigerous specimens found.

Streblosoma sp. A

Eighteen thoracic setigers. Three setigers with branchiae. Notosetae start on first branchial segment. Uncini with main fang, 3-4 teeth in secondary row and 4-5 teeth in top row, papillae on base of uncini. Capillaries rough, irregularly jointed at tips, possibly infected or damaged.

**TRICHOBRANCHIDAE**

Terebellides stroemi Sars, 1835

Juveniles with transitional setal arrangement; geniculate setae of setiger 6 in adults also occur in setigers 4-5 in juveniles, thus sharing characters of other genera.

**TROCHOCHAETIDAE**

Trochochaeta nr. carica (Birula, 1897)

One specimen from Station 14 collected in Year I. Differs from T. carica in that there is no caruncle on the prostomium and the noto- and neuropodial lamellae are digitiform, not rounded.

**POLYCHAETA INDETERMINATE**

"Archiannelida" sp. A

Probably Protodrilidae. Anterior end expanded, with two palps, eyes lacking. Ciliated area posterior to mouth tapering to long ciliated tract extending posteriorly. Segmentation indistinct, only one segmental boundary detected. Setae lacking. Cuticle thick, oligochaete-like. Found at Stations 16 and 18.

*Polychaeta* sp. A

Very small polychaete with uniramous (?) parapodia. Setae include simple and unusual compound types. Appears to have two central antennae. Appears to have a muscular pharynx. Short dorsal cirri present. First found at Stations 5-22 and 5-28.

*Polychaeta* sp. B

Only one small specimen collected from Stations 5-8. Pair of palps inserted dorsolaterally on prostomium. Parapodia appear biramous; setae all capillaries. Large ventral cirrus (?) on some segments. Annulated segments.

*Polychaeta* sp. C.

One small specimen collected from Station 13A in July 1983 (M9). Possibly a juvenile terebelliform. Ciliated branchiae present anteriorly; biramous with only capillary setae (uncini lacking).

**ANNELIDA:OLIGOCHAETA**

Changes in the species identifications of the oligochaetes are based on collaboration with Dr. Christer Erséus of the University of Göteborg, who has examined both a voucher collection of all species identified and several additional specimens of some species. Four manuscripts have been submitted and accepted for publication by Davis, Erséus, or Erséus and Davis, based on the Georges Bank material.

**TUBIFICIDAE**

*Adelodrilus bacrionis* Davis, 1985

This species has two penial bundles each consisting of one large spoon-shaped penial seta, an intermediate size seta with tip bending ectally to form a small hook, and four smaller, ectally hooked setae. Designated as *Adelodrilus* n. sp. D in our previous reports, this species is described in Davis (1985).

Adelodrilus correptus Erséus & Davis, 1984

This species has spoon-shaped penial setae with 15 to 20 smaller penial setae which anteriorly are single pointed and slightly hooked, and posteriorly are smaller, somewhat club-shaped with an apical tooth. Previously reported as Adelodrilus n. sp. C, the description for this species is included in Erséus and Davis (1984).

Adelodrilus inopinatus Erséus & Davis, 1984

This species is very similar to A. multispinosus except that the giant penial setae are not hooked distally and are more spoon-shaped, the medium penial setae have tiny spines on the distal end, and the posterior somatic setae are longer and more sharply pointed. Designated as Adelodrilus n. sp. A in our previous reports, this species is named and described in Erséus and Davis (1984).

Adelodrilus pilatus Erséus & Davis, 1984

Reported as Tubificidae sp. A in Year I, these specimens were later determined to be a new species of the genus Adelodrilus and were designated as Adelodrilus n. sp B. This species has distinctly spoon-shaped giant penial setae accompanied by several smaller, straight, simple pointed penial setae. The ventral somatic setae of segments IX and X are modified and approximately twice as long as other somatic setae and have simple points, while other somatic setae are bifid. Posterior somatic setae with upper tooth very small, but never simple, pointed. This species is also named and described in the manuscript cited above.

Bathydrilus longus Erséus, 1979

This species was previously reported as Tubificidae sp. B.

Heterodrilus occidentalis Erséus, 1981

Called Clitellio arenicolus in the Year I report, this species is generally identified by its characteristic setal pattern and the very small lower tooth on the posterior somatic setae.



Limnodriloides barnardi Cook, 1969

Originally confused with L. medioporus, this species has very characteristic spermathecal setae and large, long spermathecal ducts.

Olavius tenuissimus (Erséus, 1979)

Formerly called Tubificidae sp. D, this species was later identified as Phallodrilus tenuissimus. A generic revision by Erséus (1979) resulted in its present designation.

Phallodrilus biprostatatus (Baker & Erséus, 1979)

Reported as P. coeloprostratus in Year I, this species has somatic and penial setae nearly identical to those of P. coeloprostratus. It was later identified as Peosidrilus biprostatatus due to the presence of a large hollow penis. Erséus (1984) revised the genus Phallodrilus to include Peosidrilus.

Phallodrilus boeschi Erséus, 1984

Reported as P. coeloprostratus in Year I, this species was later determined to be a new species of the genus Phallodrilus and was designated Phallodrilus n. sp. A. It is very small with penial setae similar in number and shape to those of P. coeloprostratus but smaller. Posterior somatic setae are strongly sigmoid with a large angle between the teeth. This species is named and described in Erséus (1984).

Phallodrilus cristeri Davis, 1985

Designated as Phallodrilus n. sp. F in our previous reports, this species has segment XI penial bundles that consist of a pair of setae each. These setae are bifid with very thin teeth and have a sigmoid-shaped shaft. This species is described by Davis (1985).

Phallodrilus davisi Erséus, 1984

Previously reported as Phallodrilus n. sp. C, these specimens lack penial setae, yet have a large, L-shaped penis. This species is named and described in Erséus (1984).

Phalodrilus dorsospermatheca Davis, 1985

Previously reported as Phalodrilus n. sp. G, this species has each penial bundle consisting of four setae with strongly hooked distal ends. The spermatheca is dorsally located. Davis (1985) contains a description of the species.

Phalodrilus flabellifer Erséus, 1984

The penial setae of this species is similar to that of P. coeloprostratus, but tends to be more fan-shaped. The presence of crystalline-like particulate matter on the cuticle is also a distinguishing characteristic. Designated as Phalodrilus n. sp. B in our previous reports, this species is named and described in Erséus (1984).

Phalodrilus n. sp. E

Included with P. tenuissimus in the Year II report, this gutless oligochaete has posterior segments consisting of blood vessels and nerve cord covered by a cell mass. The penial setae number 3-6 per bundle with hooked ends. The description for this species can be found in Davis (in press).

Tubificoides n. sp. A

Called Limnodriloides medioporus in the Year I report, this species has all bifid somatic setae. The anterior setae are in bundles of up to seven, while posteriorly the setae are in bundles of two or three. Narrow, very slender cuticular penis sheaths and small stalked prostrate glands are present. A long, straight atrium with a vas deferens about twice the length of the atrium is also characteristic of this species.

Tubificoides n. sp. B

Called Tubificoides apectinatus in the Year II report, this species has been designated as Tubificoides n. sp. B. because of a discrepancy between Brinkhurst's original (1965) description and the Brinkhurst and Baker (1979) description of the penial sheath of A. apectinatus.

Uniporodrilus vestigium Davis, 1985

Called Phallo-drilus obscurus in the Year I report, these specimens were later identified as a new species of Uniporodrilus and were designated as Uniporodrilus n. sp. A. This species has six large penial setae with strongly hooked distal ends and bifid somatic setae, both very much like those of P. obscurus. It has a large, unpaired atrium into which both vas deferens run. One penial bundle is located at the male pore and the other penial bundle is located on the other side of the body. A complete description of this species is included in Davis (1985).

Oligochaeta n. fam. sp. A

This was formerly called Tubificidae sp. H, but actually represents a new family of Oligochaeta (Erséus, personal communication). It has penial setae that are very thin and long like hair setae. There may be up to three pairs of penial setae, each pair on a different segment. Normally there is only one pair of penial setae with modified ventral somatic setae on the segments immediately anterior and posterior to the penial setae. Somatic setae are very small and include sigmoid and simple pointed setae in bundles of three anteriorly and two posteriorly.

**ENCHYTRAEIDAE**

Grania n. sp. A

Identified as Grania postclitellochaeta in the Year I report, this species has simple somatic setae which has club-shaped roots, and which begin approximately one-third of the way down the body.

Grania n. sp. B

Identified as Lumbricillus codensis in Year I, this species has simple somatic setae which has hook-shaped roots.

Grania n. sp. C

This species was formerly designated as Enchytraeidae sp. A and has no somatic setae of any kind.

Grania n. sp. D

Formerly included with Grania n. sp. A, this species has somatic setae which has club-shaped roots and which begin at the anterior of the body. The vas deferens are very long, extending over three segments.

The Grania problem is currently being worked out by Dr. Christer Erséus and Ms. Kathryn Coates (Erséus, personal communication). Until these problems are resolved, species designations are tenuous.

MOLLUSCA: GASTROPODA

PROSOBRANCHIA

Alvania cf. acuticostata (Dall, 1889)

A single subadult specimen whose nucleus shows it to be the same as Gastropoda sp. B. If identification is correct, this would be a range extension from Cape Hatteras, N.C.

Alvania exarata Stimpson, 1851

Preferred name for A. arenaria Mighels & Adams 1842, recorded in the Georges Bank Benchmark study.

Colus stimpsoni (Mörch, 1867)

This species was found in the trawl samples but was not recorded from the grab samples.

Epitonium dallianum (Verrill & Smith, 1880)

This uncommon gastropod has been found in several samples and is a range extension from its type locality 175 miles off Ashbury Park, N.J. and 85 miles south of Martha's Vineyard.

Mitrella dissimilis Stimpson, 1851

This species is listed as a synonym for M. lunata in Abbott (1974), but is different and should be maintained as a separate species.

Turritellopsis cf. acicula (Stimpson, 1851)

Represented by only a few badly preserved specimens. Enough of the shell sculpture is preserved in the remaining periostracum to suggest this species.

Naticidae sp. A

Juvenile specimens not readily assignable to any species.

Gastropoda sp. C

A single, poorly preserved specimen that resembles a very small Naticid except that it is sinistral instead of dextral.

## OPISTHOBRANCHIA

Doridella obscura Verrill, 1870

Several specimens were found at Station 15, constituting a slight range extension from the Vineyard Sound. Also, this species is normally found in bays and estuaries from the intertidal to 7.7 m, therefore this record is also a depth extension.

Eubranchus sp. A

This designation is used for certain juvenile nudibranchs which lack sufficient adult characters for certain species identification. This may be E. pallidus (Alder & Hancock, 1842) whose range extends to Georges Bank.

Onchidoris cf. tenella Gould, 1870

A single adult specimen with conical dorsal papillae. The specimen was distorted during preservation, making identification difficult.

Philine tincta Verrill, 1882

Single adult specimen. Previous reports give its range as "off Martha's Vineyard", the type locality.

Aeolididae sp. A

A single adult specimen, having oblique leaflets on rhinophores. General appearance suggests Cerberilla tanna Marcus & Marcus 1959, known from Texas.

Nudibranchia sp. B

A single juvenile nudibranch specimen, not readily assignable to any family.

Nudibranchia sp. C

A single juvenile specimen. It has an oval velum, rhinophores not retracted into sheaths, and a single, longitudinal row of cerata on either side of the body.

**MOLLUSCA: BIVALVIA**

Crenella fragilis Verrill, 1885

Represented by two specimens from Station 12. This is a range extension from off the coast of Wachapreague, Virginia.

Diplodonta sp. A

Although all representative specimens were broken, this genus is suggested by the shape of the shell and the presence of a bifid tooth.

Limea sp. A

This taxon is represented by several specimens found only at Station 16. The sculpture consists of prominent crenulated concentric ridges overlying squarish radial ribs. The concentric ridges near the margins form scales as they go over the ribs. Strongly resembles L. sarsi of the eastern Atlantic Ocean.

Mysella planulata (Stimpson, 1857)

This identification includes most of the minute bivalves formerly referred to as Leptonacea sp. A.

Palliolum sp. B

A small scallop with rounded byssal notch and differing sculpture on opposite valves. Very small specimens resemble juvenile Placopecten magellanicus, as

figured in Merrill (1961), but cannot be identified as such until juvenile stages of Palliolum have been studied.

Periploma sp. A

This species resembles P. leanum, but is less round, more angular, and has a straighter hinge line.

Tellina agilis Stimpson, 1857

This bivalve is the dominant mollusc at several stations. The Georges Bank specimens are not as large as those found in shallower water. All our specimens exhibit shell sculpture of slightly raised concentric lines which appear to be a juvenile character as they can be found on the older parts of the shells of specimens from Boston Harbor. These lines are not mentioned in this species description in Boss's (1968) monograph on Western Atlantic Tellinidae.

Thyasira spp. A-E

A confused genus needing monographic revision. There are many species found in our area and some of these have several forms. Thyasira sp. A resembles T. trisinuata; sp. B resembles T. flexuosa; sp. C could be either T. pygmaea, although our stations are shallow for that species, or a juvenile form of a different Thyasira species. Thyasira sp. D and sp. E do not closely resemble any described species.

Leptonacea sp. B

Single broken specimen; a small obese bivalve with wrinkled reddish-brown periostracum.

**MOLLUSCA: SCAPHOPODA**

Siphonodentalium cf. tythum Watson, 1879

A small scaphopod with a small apex and large aperture. The fragile apex features required for proper identification were broken on our specimens. If identification is correct, it constitutes a range extension from the Caribbean.

## MOLLUSCA: POLYPLACOPHORA

### Hanleya sp. A

Small, poorly preserved chitons whose girdle scales suggest this genus.

### Leptochiton sp. A

A small chiton whose characters suggest L. cancellatus. Dr. Robert Bullock of the University of Rhode Island (personal communication) prefers the generic name Leptochiton to Lepidopleuras as given in Abbott (1974).

### Leptochiton sp. B

A small poorly preserved specimen which lacks the valve sculpture of Leptochiton sp. A.

## MOLLUSCA: APLACOPHORA

### Neomeniomorpha spp. A - G

The neomeniomorphs were reexamined in 1984 by Ms. Amalie Scheltema of Woods Hole Oceanographic Institution. She determined that only three of the seven species designated were actually separate taxa. Others, usually represented by a single specimen, were determined either to belong to predesignated categories, or were incertae sedis.

### Wireniidae spp.

Ms. Scheltema reexamined specimens previously identified as Nierstrassia fragile and decided that such a specific designation could not be made. She prefers to use the more general family name, implying that more than one species may be present in this taxon.

## ARTHROPODA: CRUSTACEA

### PYGNOGONIDA

### Anoplodactylus sp. A

Rare; a larval stage which is almost certainly A. lentus Wilson, 1878.



## CUMACEA

### Campylaspis sp. A

A juvenile; probably Campylaspis affinis Sars, 1870.

### Diastylis abbreviata Sars, 1871

This species was formerly designated as Diastylis sp. B.

### Diastylis lucifera (Kröyer, 1841)

Georges Bank specimens represent a southern range extension. The previously reported range was from Nova Scotia to the Gulf of Maine (Watling, 1979a).

### Diastylis sp. A

A juvenile with a telson having two apical spines and two pairs of marginal spines. Caparace smooth.

### Diastylis sp. C

Rare; represented by one large male which is similar to D. rathkei (Kröyer, 1841) except for differences in the number of segments of the exopods and endopods.

### Lamprops sp. A

Rare. Juvenile specimens, probably L. quadriplicata S.I. Smith, 1879.

### Leptostylis sp. A

A juvenile; probably Leptostylis longimana (Sars, 1865).

## TANAIDACEA

### Pseudoleptochelia filum (Stimpson, 1853)

With distinctively pigmented eyes. Has been sent to Dr. Jurgen Sieg at Universität Osnabruck, West Germany for confirmation.

Tanaissus lilljeborgi (Stebbing, 1871)

The most common tanaid in our Georges Bank samples; also common in BLM samples from the Mid-Atlantic Bight. Has been sent to Dr. Jurgen Sieg for confirmation.

Typhlotanais nr. cornutus G. O. Sars, 1885

Identified by Isabelle Williams (W.H.O.I.) following Lang (1970). It has been collected from Norway and the Davis Strait. Has been sent to Dr. Jurgen Sieg for confirmation.

Tanaidacea sp. A

Possibly a species belonging to the genus Typhlotanais. Uropods biramous with each ramus having one segment. Antenna 1 with four segments. Length 1.3 mm. Very stout body.

Tanaidacea sp. B

Possibly a species belonging to the genus Tanais. Uropod 3 has an outer ramus with two segments and an inner ramus with three segments. Length 1.5 mm. First segment of antenna 1 twice as long as second segment.

Tanaidacea sp. C

Possibly a male specimen of Leptagnathia longiremis. Uropods biramous, outer ramus with two segments. Antenna 1 with six segments. Length 1.0 mm. Stout body similar to Tanaidacea sp. B but with only two segments in inner ramus. Very rigid projections on palm of gnathopod 1.

## ISOPODA

Edotea triloba (Say, 1818)

It is very difficult to distinguish between Edotea triloba and E. montosa. Dr. Les Watling of the University of Maine (personal communication) has identified our specimens as E. triloba, since he believes E. montosa is not a valid species.

Edotea sp. B

Juvenile, probably Edotea triloba.

Eurycope mutica G.O. Sars, 1863

Rare. Georges Bank specimens represent a southern range extension. Previous range is reported to be from Norway to the Bay of Fundy (9 to 27 m) (Shultz, 1969).

Janira sp. A

Rare. Juvenile, probably J. alta.

Munna fabricii Kröyer, 1846-1849

Georges Bank specimens represent a southern range extension. Shultz (1969) reported the range from Greenland to Maine.

Munna sp. B

Rare. Similar to M. kroyeri Goodsir (1842), with slightly stalked eyes and uropods on the pleotelson. However, no lateral spines are on the pleotelson. Total length is approximately 1 mm.

Paramunna sp. A

Rare. Similar to P. bilobata G.O. Sars 1865, except the lateral projections of the anterior peraeonal segments are long and acute, not truncated as in P. bilobata.

Pleurogonium inerme Sars

Georges Bank specimens represent a southern range extension. Shultz (1969) reported this species from relatively shallow water (4 to 27m) in the Bay of Fundy.

Ptilanthura tricarina Menzies and Frankenberg, 1966

Georges Bank specimens represent a northern range extension according to the range given by Menzies and Frankenberg (1966).

Ptilanthura sp. A

Rare. Juvenile, probably P. tricarina Menzies & Frankenberg, 1966.

Cryptoniscidae sp. A

Rare. Represented by one male specimen only. Most similar to Liriopsis.

Desmosomatidae sp. A

Rare. Probably Desmosoma tenuimanum (G.O. Sars, 1899).

Munnidae sp. A

Rare. Small black eyes visible dorsally. The last pereopod segment is narrower than the telson. Antennae 1 and 2 are very short.

## AMPHIPODA

Anonyx sp. A

Juveniles, probably Anonyx sarsi Steel and Brunel, 1968.

Bathyporeia quoddyensis Shoemaker, 1949

Since these specimens lack spines on the inner margins of the telson, Dr. Watling (personal communication) believes they are Bathyporeia parkeri Bousfield, 1973. However, other morphological characters as well as the ecology coincide with B. quoddyensis. Bousfield (1973) reported that B. parkeri occurs on exposed sandy beaches from just below the breaker zone to 10 m, whereas B. quoddyensis occurs subtidally to more than 40 m. The posterior margin of pereopod 7 is oblique (not sharply incised, as in B. parkeri) and lacks spines (not 4-5 spines as in B. parkeri). Pereopod 7 looks like the drawing in Shoemaker (1949) and fits the key characters of Bousfield (1973). Epimeral plates 1 and 2 do not have the posterior margin proximally produced into a sharp tooth as described and illustrated in Bousfield (1973) for B. parkeri. The eye, when pigmented, has four pigmented facets, compared to six in B. parkeri.

Byblis sp. A

Represented by one small specimen similar to Byblis gaimardi (Kröyer, 1846).

Dyopedos monacanthus (Metzger, 1875)

A synonym of Dulichia monacantha according to Laubitz (1977).

Gammaropsis nitida (Stimpson, 1853)

A synonym of Podocerospis nitida as noted by Barnard (1973).

Erichthonius faciatus (Stimpson, 1853)

Reported as E. rubricornis in Years I and II, this species is included in the revision of the north-east Atlantic species of Erichthonius by Myers and McGrath (1984).

Gitana sp. A

Telson subequal to the length of peduncle of uropod 3.

Hippomedon sp. A

Possibly H. propinquus. Telson elongate, deeply cleft. Telson lobes not distinctly v-cleft. Gnathopod 1, palm ill-defined. Epimeral plate 3 without basal notch. Endopod of uropod 2 with two spines on distal inner margin. Males approximately 7.0 mm.

Ischyrocerus sp. A

Juveniles, probably the same as Ischyrocerus sp. B.

Ischyrocerus sp. B

Fits within very broad concept of I. anguipes Kröyer 1838, in which epimeral side plate 3 rounded; telson acute with two clumps of spines; spines present on peduncle of uropod 3. However, outer ramus of uropod 3 bears 7-8 blunt denticles, not 4-5 as noted in Bousfield (1973). Our specimens quite similar to Ischyrocerus sp. T-1 (Just, 1980).

Mayerella nr. limicola

Males: P3 x P4, two-segmented. P5, three-segmented. With mandibular palp.

Monoculodes edwardsi Holmes, 1905

Most of our Monoculodes are M. edwardsi as described by Holmes (1905). First segment of antenna 1 as long as the next two segments; gnathopod 2 with a long, slender carpal lobe, extending slightly more than 1/2 length of propodus and meeting dactyl.

Monoculodes sp. A

Similar to drawing of M. edwardsi in Bousfield (1973). Carpal lobe on gnathopod 2 is about 1/3 the length of propodus, and not touching dactyl.

Monoculodes sp. E

Rare. It is the same as Monoculodes sp. A listed in Watling, 1979b. Gnathopod 1 has a broad, short carpal lobe. Gnathopod 2 has an acute, short carpal lobe, not extending to the palmer angle. Similar to M. caecus.

Orchomene sp. A

Rare. Juveniles, probably O. minuta (Kröyer, 1842).

Paramphilochooides odontonyx (Boeck, 1871)

This species was designated as Paramphilochooides sp. A in our previous reports.

Photis pollex (Walker, 1895)

A synonym of P. macrocoxa as noted by Myers and McGrath (1981).

Rhachotropis inflata G.O. Sars, 1882

Georges Bank specimens represent a southern range extension. The previously reported range was north of latitude 42° on the continental shelf and slope (Watling, 1979b).

Rhepoxynius hudsoni Barnard & Barnard, 1982

A synonym of R. epistomus as described by Bousfield (1973) according to Barnard and Barnard (1982).

Siphonoecetes colleti (Myers & McGrath, 1979)

A synonym of S. smithianus Rathbun, 1905 as noted in Myers and McGrath (1979).

Unciola spp. juveniles

First and second instar individuals, not having adult characteristics. Most have been found with adult Unciola inermis, and have therefore been included with that species for data analysis.

Lysianassidae sp. A

Represented by a few small specimens which are most similar to Anonyx sarsi described by Steel and Brunel (1968). Sent to Dr. Watling for verification.

Lysianassidae sp. C

Rare. Most similar to Orchomenella (Orchomene) groenlandica.

Melitidae sp. B

Rare. Juveniles, uropod 3 has two long rami. No tooth on epimeral plate 3. Possibly Maera loveri (Bruzellius, 1859).

Photidae sp. A

Rare. Represented by a few juvenile, damaged specimens.

Pleustidae sp. A

Rare. Approximately 4 mm total length. No accessory flagellum on antenna 1. Telson entire with length equal to width. Gnathopod 1 small, gnathopod 2 very large.

### Stenothoidae

The species of this family have been identified primarily on the basis of body parts. Mouth parts have not been used, except occasionally when there were several large specimens of the same species in a sample. More detailed taxonomic work is necessary on this family.

## DECAPODA

### Axiidae sp. A

Similar to Axis serratus Stimpson, 1852.

### Axiidae sp. B

Similar to Calocaris tempelmani Squires, 1965.

### Galatheidae sp. A

Rare. Juveniles, probably Munida iris.

## PRIAPULIDA

### Tubiluchus sp. A

This taxon was previously called Priapulida sp. A. These specimens include a larval form and represent the first of this family and genus found north of Bermuda.

## ECTOPROCTA

### Eucratea loricata (L., 1758)

This species is the most common bryozoan recorded at our Georges Bank stations.



## ECHINODERMATA: ECHINOIDEA

### Echinarachnius parma (Lamarck, 1816)

This species now includes the two taxa listed in our previous reports as Echinoidea sp. A (juvenile) and Echinoidea sp. C (juvenile). Echinoidea sp. A (juvenile) is characterized by its lack of development of the aboral periproct, oral ambulacral furrows, aboral ambulacral furrows and entire apical system. Echinoidea sp. C (juvenile) has been identified as decalcified specimens of Echinoidea sp. A.

### Echinocardium flavescens (O. Müller)

Confirms occurrence on east coast of North America, which was questioned by Mortensen (1927).

### Echinoidea sp. B (juvenile)

This species is a regular echinoid which lacks adult features. It is characterized by an undeveloped apical system, an oral surface with serrated primary spines peripherally and serrated four-pronged spines centrally, a peristome surrounded by tube feet, and serrated primary spines peripherally on the oral surface.

### Spatangoidea spp. (juveniles)

Small specimens; mouth anterior; no dental apparatus; oral and aboral ambulacra undeveloped; peristomal podia penicillate; rostrate pedicellaria present.

## ECHINODERMATA: OPHIUROIDEA

### Amphilimna olivacea (Lyman, 1869)

Listed in previous reports as Amphitarsus spinifer Schoener, 1967, the holotype of this species was reidentified by Thomas and Schoener (1972) as Amphilimna olivacea. This taxon includes previously listed Ophiuroidea sp. E, a juvenile form characterized by early formation of wing-like lateral plates, undeveloped oral papillae and radial shields, and an oral shield and ventral arm plates characteristic of the holotype.

Amphioplus macilentus (Verrill, 1882)

Previously listed as A. abditus (Verrill, 1871), these two species were synonymized by Koehler (1914), Thomas (1962) and others. Hendler (1973), however, verified justification for separate identification. This species includes Ophiuroidea sp. D, a subadult having paired infradental papillae, a continuous series of 3-4 pairs of oral papillae, undeveloped tentacle scales, and three arm spines and Ophiuroidea sp. G (juvenile) characterized by paired infradental papillae and undeveloped oral papillae.

Amphipholis squamata (delle Chiaje, 1828)

This species includes previously reported Ophiuroidea sp. A (juvenile) characterized by 4-8 arm segments, partially developed mouth parts, undeveloped tentacle scales, and reduced radial shields.

Ophiura robusta (Ayes, 1851)

This species includes previously reported Ophiuroidea sp. H (juvenile), characterized by visible primary plate, undeveloped radial shields and mouth parts, 2-3 arm spines, and extremely elongated lateral arm plates.

Ophiuroidea sp. B (juvenile)

Mouth parts minimally developed, two large, spiniform tentacle scales on proximal pore pair; 1-3 arm segments; one arm spine.

Ophiuroidea sp. C (juvenile)

Primary disc plates large; radial shields reduced; large triangular dorsal arm plates overlapping proximally, separate distally; ventral arm plates distally rounded triangles; one? tentacle scale; three arm spines; mouth parts undeveloped.

Ophiuroidea sp. F

Classification deleted; determined to be juvenile forms of various species in which all arm plates, dorsal plates and radial shields were decalcified.

## ECHINODERMATA: CRINOIDEA

### Hathrometra sp. A

One specimen only; 21 stalk segments; all arms broken at segment 1-2; all pinnules detached from arms; cirri 9-11 segments; sacculi present; brachials without spinous distal ends; large anal cone visible.

## ECHINODERMATA: ASTEROIDEA

### Asterias vulgaris Verrill, 1866

This species and the morphologically indistinguishable A. nubens L. have been the subject of disagreement in the literature since the 1850's. Although ecological and genetic isolation has led to continued use of the name vulgaris for American Atlantic populations, current systematists are favoring synonymy.

### Astropecten americanus Verrill, 1880

This species includes previously reported Paxillosida sp. A (juvenile), a subadult having developed marginal plates and a small oral interradial area and Asteroidea sp. D (juvenile), characterized by the initial formation of marginal plates but lacking adult features.

### Leptasterias tenera (Stimpson, 1862)

Specimens identified as L. tenera may include some individuals of L. austera (Verrill, 1895), the characteristic in question being the presence or absence of wreaths of pedicellariae surrounding the aboral spines. There is a lack of agreement in the literature as to whether L. tenera has or lacks these pedicellariae. Juveniles of L. tenera were previously tabulated as Forcipulata sp. B (juvenile). Also, some juveniles were found attached to adults, or with remnants of the attachment strand still present.

### Sclerasterias tanneri (Verrill, 1880)

This species was designated as Forcipulata sp. C in our previous reports.

Stephanasterias albula (Stimpson, 1853)

This species was previously designated as *Forcipulata* sp. A.

Asteroidea sp. B (juvenile)

One specimen only; flat disc divided into 12 sections, each bearing 2-4 large tube feet; peripheral three-pronged spines; oral area undeveloped.

Asteroidea sp. C (juvenile)

One specimen only; extremely small; bearing tube-like attachment strand; dorsal plates bearing small, blunt spines.

**ECHINODERMATA: HOLOTHUROIDEA**

Labidoplax buskii (McIntosh, 1866)

Previously identified as Leptosynapta tenuis (Ayres, 1851) this species has 10-11 tentacles and ossicles which include anchors and anchor plates. The anchor plates are narrowed into distinct handles.

Holothuroidea sp. A

Classification deleted; determined to be damaged specimens.

**HEMICHORDATA: ENTEROPNEUSTA**

Enteropneusta spp. A,B,D,E,F,G.

All small, separated into different species by shape of proboscis.

### SYSTEMATIC LITERATURE CITED

- Abbott, R.T. 1974. American Seashells. 2nd Edition. Van Nostrand Reinhold Co., NY. 663 pp.
- Arwidsson, I. 1907. Studien über die skandinavischen und arktischen Maldaniden nebst Zusammenstellung der übrigen bisher behannten Arten dieser Familie. Zool. Jahrb. Suppl., 9:1-308.
- Banse, K. 1972. Redescription of some species of Chone Kröyer and Euchone Malmgren, and three new species (Sabellidae, Polychaeta). Fishery Bull. 70(2):459-495.
- Barnard, J.L. 1973. Revision of Corophiidae and related families (Amphipoda). Smithsonian Contr. Zool. 151:1-27.
- Barnard, J.L. and C.M. Barnard. 1982. The genus Rhepoxynius (Crustacea: Amphipoda: Phoxocephalidae) in American seas. Smithsonian Contr. Zool. 357:1-49.
- Blake, J.A. and D. Dean. 1973. Polychaetous annelids collected by the R/V Hero from Baffin Island, Davis Strait, and West Greenland in 1968. Bull. Sthn. Cal. Acad. Sci. 72(1):31-39.
- Boss, K.J. 1968. The Subfamily Tellininae in the Western Atlantic. The genus Tellina (Part II) and Tellidora. Johnsonia 4(46):273-344.
- Bousfield, E.L. 1973. Shallow-water gammaridean Amphipoda of New England. Cornell University Press, Ithaca, NY. 312 pp.
- Brinkhurst, R.O. 1965. Studies on the North American aquatic Oligochaeta II. Tubificidae. Proc. Acad. Nat. Sci. Phila. 117:117-172.
- Brinkhurst, R.O. and H.R. Baker. 1979. A review of the marine Tubificidae (Oligochaeta) of North America. Can. J. Zool. 57 (8):1553-1569.
- Davis, D. In Press. Olavius cornuatus sp. n. (Oligochaeta, Tubificidae) from Georges Bank (NW Atlantic) - Zool. Scripta.
- Davis, D. 1985. The Oligochaeta of Georges Bank (NW Atlantic), with descriptions of four new species. Proc. Biol. Soc. Wash. 98(1):158-176.
- Day, J.H. 1973. New polychaeta from Beaufort, with a key to all species recorded from North Carolina. NOAA Tech. Rept. NMFS Circ.-375. 140 pp.
- Erséus, C. 1979. Taxonomic revision of the marine genus Phalldrillus Pierantoni (Oligochaeta, Tubificidae), with descriptions of thirteen new species. Zool. Scripta. 8: 187-208.
- Erséus, C. 1984. Taxonomy of some species of Phalldrillus (Oligochaeta, Tubificidae) from the northwest Atlantic, with descriptions of four new species. Proc. Biol. Soc. Wash. 97(4):812-825.

- Erséus, C. and D. Davis. 1984. Three new species of Adelodrilus (Oligochaeta, Tubificidae) from Georges Bank (NW Atlantic). Proc. Biol. Soc. Wash. 97(4):834-843.
- Fauchald, K. 1982. Revision of Onuphis, Nothria, and Paradiopatra (Polychaeta: Onuphidae) based upon type material. Smithson. Contr. Zool. 356:1-109.
- Gardiner, S. 1976. Errant polychaete annelids from North Carolina. J. Elisha Mitchell Sci. Soc. 91(3):77-220.
- Grassle, J.F. and J.P. Grassle. 1977. Temporal adaptations in sibling species of Capitella. In: B.C. Coull (Ed.) Ecology of Marine Benthos. Belle W. Baruch Library in Marine Science No. 6. Univ. South Carolina Press. pp. 177-190.
- Hartman, O. 1965. Deep-water benthic polychaetous annelids off New England to Bermuda and other North Atlantic areas. Allan Hancock Fdn. Publ. Occ. Pap. 28. 378 pp.
- Hartman, D. 1969. Atlas of sedentariate polychaetous annelids from California. Allan Hancock Foundation, University of Southern California, Los Angeles. 812 pp.
- Hendler, G. 1973. Northwest Atlantic amphiuroid brittlestars, Amphioplus abditus (Verrill), Amphioplus macilentus (Verrill), and Amphioplus serpultus n. sp. (Ophuroidea:Echinodermata): Contributions on their systematic, zoogeography, annual periodicity, and larval adaptations. Ph.D. thesis, University of Connecticut. 255 pp.
- Holmes, S.J. 1905. The Amphipoda of southern New England. Bull. U.S. Bur. Fish. 24:457-529.
- Imajima, M. and Y. Shiraki. 1982. Maldanidae (Annelida: Polychaeta) from Japan (Part 2). Bull. Nat. Sci. Mus. 8(2):47-88.
- Just, J. 1980. Amphipoda (Crustacea) of the Thule area, northwest Greenland: Faunistics and taxonomy. Greenland Bioscience 2:1-64.
- Koehler, R. 1914. A contribution to the study of ophiurans of the United States National Museum. Bull. U.S. Nat. Mus. 84:1-173.
- Lang, K. 1970. Taxonomische und phylogenetische untersuchungen über die Tanaidaceen, 5. Die Gattung Thyplotanais G.O. Sars, 1882 nebst Beschreibung Einer Neuen Art dieser Gattung, Dazu Eine Berichtigung der Dornenzahl des Enditen der Maxillulae Bei. I. pecularis Lang, 1968. Ark. Zool., 2(23):267-291.

- Laubitz, D.R. 1977. A revision of the genera Dulichia Krøyer and Paradulichia Boeck (Amphipoda, Podoceridae). Can. Jour. Zool. 55:942-982.
- Maciolek, N.J. 1984. A new species of Polydora (Polychaeta: Spionidae) from deep water in the north-west Atlantic Ocean, and new records of other polydoridae species. Sarsia 69 (2):123-133.
- Menzies, R.J. and D. Frankenberg. 1966. Handbook on the Common Marine Isopod Crustacea of Georgia. U. of Georgia Press, Athens, GA. 93 pp.
- Merrill, A.S. 1961. Shell morphology in the larval and postlarval stages of the sea scallop, Placopecten magellanicus. Bull. Mus. Comp. Zool. 125(1):1-19.
- Mortensen, T. 1927. Handbook of the Echinoderms of the British Isles. London. Oxford University Press. 471 pp.
- Myers, A.A. and D. McGrath. 1979. The British and Irish species of Siphonoecetes Krøyer (Amphipoda-Gammaridea). J. Nat. Hist. 13(2):211-220.
- Myers, A.A. and D. McGrath. 1981. Taxonomic studies on British and Irish amphipoda. The genus Photis with the re-establishment of P. pollex (= P. macrocoxa). J. mar. biol. Ass. U.K. 61:759-768.
- Myers, A.A. and D. McGrath. 1984. A revision of the north-east Atlantic species of Erichthonius (Crustacea:Amphipoda). J. mar. biol. Ass. U.K. 64:379-400.
- Pettibone, M.H. 1963. Marine polychaete worms of the New England region. 1. Families Aphroditidae through Trochochaetidae. Bull. U.S. Nat. Mus. 227:356 pp.
- Schultz, G.A. 1969. The Marine Isopod Crustaceans. Wm. C. Brown Co. Publ., Dubuque, Iowa. 359 pp.
- Shoemaker, C.R. 1949. Three new species and one new variety of amphipods from the Bay of Fundy. J. Wash. Acad. Sci. 39:389-398.
- Steele, D.H. and P. Brunel. 1968. Amphipoda of the Atlantic and Arctic coasts of North America: Anonyx (Lysianassidae). J. Fish. Res. Board Can. 25:943-1060.
- Støp-Bowitz, C. 1958. (New polychaetes from Norway). Sciencaj Studoj Kopenhago pp. 213-216 (In Norwegian, French resume).
- Thomas, L.P. 1962. The shallow water amphiuroid brittle stars (Echinodermata, Ophiuroidea) of Florida. Bull. Mar. Sci. Gulf Carrib. 12(4):623-694.
- Thomas, L.P. and A. Schoener. 1972. Growth changes in Amphilimna olivacea (Lyman) and the systematic status of Amphitarsus spinifer Schoener. Brevoria. 387:1-9.

- Warren, L.M. 1979. Mediomastus fragilis Rasmussen (Polychaeta: Capitellidae), a species newly recorded from British waters. J. mar. biol. Ass. U.K. 59:757-760.
- Watling, L. 1979a. Marine flora and fauna of the northeastern United States. Crustacea:Cumacea. NOAA Tech. Rept. NMFS Circ. 423. 23 pp.
- Watling, L. 1979b. Zoogeographic affinities of northeastern North American Gammaridean Amphipoda. Bull. Biol. Soc. Wash. 3:256-282.



**APPENDIX E**

TABLE E-1. DOMINANT SPECIES AT REGIONAL STATION 1 FROM JULY 1981 TO JUNE 1984 (M1-M12).

M1 (July 1981)

Echinarachnius parma  
Polygordius sp. A  
Pseudunciola obliquua  
Tellina agilis  
Tanaissus lilljeborgi  
Bathyporeia quoddyensis  
Rhepoxynius hudsoni  
Protohaustorius wigleyi  
Schistomeringos caeca  
Exogone hebes

M5 (July 1982)

Tanaissus lilljeborgi  
Protohaustorius wigleyi  
Pseudunciola obliquua  
Tellina agilis  
Echinarachnius parma  
Bathyporeia quoddyensis  
Capitella jonesi  
Polygordius sp. A  
Rhepoxynius hudsoni  
Spiophanes bombyx

M9 (July 1983)

Spiophanes bombyx  
Bathyporeia quoddyensis  
Tanaissus lilljeborgi  
Protohaustorius wigleyi  
Pseudunciola obliquua  
Echinarachnius parma  
Phyllodoce mucosa  
Rhepoxynius hudsoni  
Polygordius sp. A  
Sthenelais picta

M2 (November 1981)

Polygordius sp. A  
Pseudunciola obliquua  
Tanaissus lilljeborgi  
Spisula solidissima  
Protohaustorius wigleyi  
Bathyporeia quoddyensis  
Echinarachnius parma  
Schistomeringos caeca  
Tellina agilis  
Streptosyllis varians

M6 (November 1982)

Polygordius sp. A  
Tanaissus lilljeborgi  
Protohaustorius wigleyi  
Pseudunciola obliquua  
Bathyporeia quoddyensis  
Rhepoxynius hudsoni  
Spisula solidissima  
Tellina agilis  
Pseudohaustorius caroliniensis  
Echinarachnius parma

M10 (November 1983)

Polygordius sp. A  
Tanaissus lilljeborgi  
Bathyporeia quoddyensis  
Protohaustorius wigleyi  
Pseudunciola obliquua  
Polydora blakei  
Tellina agilis  
Echinarachnius parma  
Pseudohaustorius caroliniensis  
Rhepoxynius hudsoni

M3 (February 1982)

Tellina agilis  
Pseudunciola obliquua  
Tanaissus lilljeborgi  
Polygordius sp. A  
Protohaustorius wigleyi  
Rhepoxynius hudsoni  
Bathyporeia quoddyensis  
Echinarachnius parma  
Spisula solidissima  
Nephtys bucera

M7 (February 1983)

Tanaissus lilljeborgi  
Echinarachnius parma  
Protohaustorius wigleyi  
Pseudunciola obliquua  
Bathyporeia quoddyensis  
Tellina agilis  
Polygordius sp. A  
Rhepoxynius hudsoni  
Spisula solidissima  
Pseudohaustorius caroliniensis

M11 (February 1984)

Polygordius sp. A  
Tanaissus lilljeborgi  
Bathyporeia quoddyensis  
Protohaustorius wigleyi  
Pseudunciola obliquua  
Aricidea (Aricidea) wassi  
Tellina agilis  
Pseudohaustorius caroliniensis  
Streptosyllis varians  
Rhepoxynius hudsoni

M4 (May 1982)

Capitella spp.  
Tanaissus lilljeborgi  
Protohaustorius wigleyi  
Polygordius sp. A  
Capitella jonesi  
Tellina agilis  
Rhepoxynius hudsoni  
Pseudunciola obliquua  
Echinarachnius parma  
Pseudohaustorius caroliniensis

M8 (May 1983)

Echinarachnius parma  
Tanaissus lilljeborgi  
Protohaustorius wigleyi  
Rhepoxynius hudsoni  
Bathyporeia quoddyensis  
Nephtys bucera  
Spiophanes bombyx  
Polygordius sp. A  
Pseudohaustorius caroliniensis  
Nemertea sp. A

M12 (June 1984)

Capitella jonesi  
Polygordius sp. A  
Spiophanes bombyx  
Tanaissus lilljeborgi  
Nephtys bucera  
Protohaustorius wigleyi  
Bathyporeia quoddyensis  
Pseudunciola obliquua  
Echinarachnius parma  
Rhepoxynius hudsoni

TABLE E-2. DOMINANT SPECIES AT REGIONAL STATION 2 FROM JULY 1981 TO JUNE 1984 (M1-M12).

M1 (July 1981)	M5 (July 1982)	M9 (July 1983)
<u>Parapionosyllis longicirrata</u> <u>Exogone hebes</u> <u>Echinarachnius parma</u> <u>Exogone verugera</u> <u>Sphaerosyllis cf. brevifrons</u> <u>Phallodrilus biprostatus</u> <u>Streptosyllis arenae</u> <u>Polygordius sp. A</u> <u>Spiophanes bombyx</u> <u>Hesionura elongata</u>	<u>Parapionosyllis longicirrata</u> <u>Exogone hebes</u> <u>Echinarachnius parma</u> <u>Exogone verugera</u> <u>Sphaerosyllis cf. brevifrons</u> <u>Phallodrilus biprostatus</u> <u>Streptosyllis arenae</u> <u>Spiophanes bombyx</u> <u>Chaetozone n. sp. A</u> <u>Erichthonius fasciatus</u>	<u>Erichthonius fasciatus</u> <u>Byblis serrata</u> <u>Parapionosyllis longicirrata</u> <u>Exogone hebes</u> <u>Sphaerosyllis cf. brevifrons</u> <u>Polygordius sp. A</u> <u>Exogone verugera</u> <u>Unciola irrorata</u> <u>Streptosyllis arenae</u> <u>Unciola inermis</u>
M2 (November 1981)	M6 (November 1982)	M10 (November 1983)
<u>Parapionosyllis longicirrata</u> <u>Byblis serrata</u> <u>Exogone hebes</u> <u>Exogone verugera</u> <u>Polygordius sp. A</u> <u>Phallodrilus biprostatus</u> <u>Sphaerosyllis cf. brevifrons</u> <u>Streptosyllis arenae</u> <u>Tharyx sp. A</u> <u>Hesionura elongata</u>	<u>Parapionosyllis longicirrata</u> <u>Byblis serrata</u> <u>Sphaerosyllis cf. brevifrons</u> <u>Exogone verugera</u> <u>Polygordius sp. A</u> <u>Exogone hebes</u> <u>Phallodrilus biprostatus</u> <u>Euclymene sp. A</u> <u>Aricidea (Acmira) cerruti</u> <u>Unciola irrorata</u>	<u>Erichthonius fasciatus</u> <u>Parapionosyllis longicirrata</u> <u>Sphaerosyllis cf. brevifrons</u> <u>Exogone verugera</u> <u>Exogone hebes</u> <u>Streptosyllis arenae</u> <u>Euclymene sp. A</u> <u>Goniadella gracilis</u> <u>Tharyx sp. A</u> <u>Phallodrilus biprostatus</u>
M3 (February 1982)	M7 (February 1983)	M11 (February 1984)
<u>Parapionosyllis longicirrata</u> <u>Sphaerosyllis cf. brevifrons</u> <u>Exogone verugera</u> <u>Exogone hebes</u> <u>Phallodrilus biprostatus</u> <u>Streptosyllis arenae</u> <u>Syllides benedicti</u> <u>Tharyx sp. A</u> <u>Schistomeringos caeca</u> <u>Byblis serrata</u>	<u>Byblis serrata</u> <u>Parapionosyllis longicirrata</u> <u>Sphaerosyllis cf. brevifrons</u> <u>Exogone verugera</u> <u>Exogone hebes</u> <u>Phallodrilus biprostatus</u> <u>Syllides benedicti</u> <u>Polygordius sp. A</u> <u>Streptosyllis arenae</u> <u>Goniadella gracilis</u>	<u>Parapionosyllis longicirrata</u> <u>Sphaerosyllis cf. brevifrons</u> <u>Exogone hebes</u> <u>Exogone verugera</u> <u>Hesionura elongata</u> <u>Streptosyllis arenae</u> <u>Polygordius sp. A</u> <u>Byblis serrata</u> <u>Tanaissus lilljeborgi</u> <u>Phallodrilus biprostatus</u>
M4 (May 1982)	M8 (May 1983)	M12 (June 1984)
<u>Parapionosyllis longicirrata</u> <u>Echinarachnius parma</u> <u>Exogone hebes</u> <u>Phallodrilus biprostatus</u> <u>Byblis serrata</u> <u>Streptosyllis arenae</u> <u>Exogone verugera</u> <u>Syllides benedicti</u> <u>Sphaerosyllis cf. brevifrons</u> <u>Hesionura elongata</u>	<u>Byblis serrata</u> <u>Parapionosyllis longicirrata</u> <u>Sphaerosyllis cf. brevifrons</u> <u>Exogone hebes</u> <u>Exogone verugera</u> <u>Syllides benedicti</u> <u>Streptosyllis arenae</u> <u>Polygordius sp. A</u> <u>Tharyx sp. A</u> <u>Phallodrilus biprostatus</u>	<u>Parapionosyllis longicirrata</u> <u>Exogone hebes</u> <u>Sphaerosyllis cf. brevifrons</u> <u>Exogone verugera</u> <u>Streptosyllis arenae</u> <u>Polygordius sp. A</u> <u>Hesionura elongata</u> <u>Syllides benedicti</u> <u>Phallodrilus biprostatus</u> <u>Erichthonius fasciatus</u>

TABLE E-3. DOMINANT SPECIES AT REGIONAL STATION 3 FROM JULY 1981 TO JUNE 1984 (M1-M12).

M1 (July 1981)	M5 (July 1982)	M9 (July 1983)
<u>Notomastus latericeus</u> <u>Arctica islandica</u> <u>Ampelisca agassizi</u> <u>Protodorvillea gaspeensis</u> <u>Unciola inermis</u> <u>Scalibregma inflatum</u> <u>Erichthonius fasciatus</u> <u>Harmothoe extenuata</u> <u>Polygordius sp. A</u> <u>Paraonis n. sp. A</u>	<u>Erichthonius fasciatus</u> <u>Aglaophamus circinata</u> <u>Notomastus latericeus</u> <u>Protodorvillea gaspeensis</u> <u>Polygordius sp. A</u> <u>Apistobanchus tullbergi</u> <u>Ampelisca agassizi</u> <u>Exogone hebes</u> <u>Unciola inermis</u> <u>Paraonis n. sp. A</u>	<u>Erichthonius fasciatus</u> <u>Notomastus latericeus</u> <u>Unciola inermis</u> <u>Protodorvillea gaspeensis</u> <u>Spio cf. armata</u> <u>Apistobanchus tullbergi</u> <u>Paraonis n. sp. A</u> <u>Aglaophamus circinata</u> <u>Exogone hebes</u> <u>Ampelisca agassizi</u>
M2 (November 1981)	M6 (November 1982)	M10 (November 1983)
<u>Polygordius sp. A</u> <u>Notomastus latericeus</u> <u>Protodorvillea gaspeensis</u> <u>Euchone hancocki</u> <u>Paraonis n. sp. A</u> <u>Ampelisca agassizi</u> <u>Scoloplos acmeceps</u> <u>Erichthonius fasciatus</u> <u>Arctica islandica</u> <u>Exogone hebes</u>	<u>Erichthonius fasciatus</u> <u>Notomastus latericeus</u> <u>Ampelisca agassizi</u> <u>Polygordius sp. A</u> <u>Protodorvillea gaspeensis</u> <u>Paraonis n. sp. A</u> <u>Aglaophamus circinata</u> <u>Exogone hebes</u> <u>Tubificoides n. sp. A</u> <u>Apistobanchus tullbergi</u>	<u>Protodorvillea gaspeensis</u> <u>Erichthonius fasciatus</u> <u>Notomastus latericeus</u> <u>Tubificoides n. sp. A</u> <u>Paraonis n. sp. A</u> <u>Exogone hebes</u> <u>Stenopleustes gracilis</u> <u>Aglaophamus circinata</u> <u>Ampelisca agassizi</u> <u>Apistobanchus tullbergi</u>
M3 (February 1982)	M7 (February 1983)	M11 (February 1984)
<u>Polygordius sp. A</u> <u>Notomastus latericeus</u> <u>Protodorvillea gaspeensis</u> <u>Arctica islandica</u> <u>Ampelisca agassizi</u> <u>Erichthonius fasciatus</u> <u>Paraonis n. sp. A</u> <u>Spiophanes kroeyeri</u> <u>Apistobanchus tullbergi</u> <u>Nucula delphinodonta</u>	<u>Erichthonius fasciatus</u> <u>Protodorvillea gaspeensis</u> <u>Notomastus latericeus</u> <u>Ampelisca agassizi</u> <u>Aglaophamus circinata</u> <u>Paraonis n. sp. A</u> <u>Exogone hebes</u> <u>Tubificoides n. sp. A</u> <u>Aberranta enigmatica</u> <u>Eudorella pusilla</u>	<u>Protodorvillea gaspeensis</u> <u>Ampelisca agassizi</u> <u>Notomastus latericeus</u> <u>Erichthonius fasciatus</u> <u>Tubificoides n. sp. A</u> <u>Paraonis n. sp. A</u> <u>Apistobanchus tullbergi</u> <u>Aglaophamus circinata</u> <u>Exogone hebes</u> <u>Tharyx acutus</u>
M4 (May 1982)	M8 (May 1983)	M12 (June 1984)
<u>Notomastus latericeus</u> <u>Polygordius sp. A</u> <u>Unciola inermis</u> <u>Ampelisca agassizi</u> <u>Aglaophamus circinata</u> <u>Erichthonius fasciatus</u> <u>Scalibregma inflatum</u> <u>Exogone hebes</u> <u>Protodorvillea gaspeensis</u> <u>Paraonis n. sp. A</u>	<u>Erichthonius fasciatus</u> <u>Notomastus latericeus</u> <u>Unciola inermis</u> <u>Protodorvillea gaspeensis</u> <u>Aglaophamus circinata</u> <u>Spio cf. armata</u> <u>Ampelisca agassizi</u> <u>Paraonis n. sp. A</u> <u>Exogone hebes</u> <u>Prionospio steenstrupi</u>	<u>Erichthonius fasciatus</u> <u>Protodorvillea gaspeensis</u> <u>Notomastus latericeus</u> <u>Tubificoides n. sp. A</u> <u>Harmothoe extenuata</u> <u>Ampelisca agassizi</u> <u>Exogone hebes</u> <u>Aglaophamus circinata</u> <u>Paraonis n. sp. A</u> <u>Amphipholis squamata</u>

TABLE E-4. DOMINANT SPECIES AT REGIONAL STATION 4 FROM JULY 1981 to JUNE 1984 (M1-M12).

M1 (July 1981)	M5 (July 1982)	M9 (July 1983)
<u>Tellina agilis</u> <u>Polygordius sp. A</u> <u>Protohaustorius wigleyi</u> <u>Rhepoxynius hudsoni</u> <u>Echinarachnius parma</u> <u>Pseudohaustorius caroliniensis</u> <u>Acanthohaustorius millsii</u> <u>Spisula solidissima</u> <u>Arctica islandica</u> <u>Monoculodes edwardsi</u>	<u>Polygordius sp. A</u> <u>Protohaustorius wigleyi</u> <u>Tellina agilis</u> <u>Echinarachnius parma</u> <u>Rhepoxynius hudsoni</u> <u>Sthenelais picta</u> <u>Bivalvia sp. F</u> <u>Pseudohaustorius caroliniensis</u> <u>Spiophanes bombyx</u> <u>Sthenelais limicola</u>	<u>Polygordius sp. A</u> <u>Protohaustorius wigleyi</u> <u>Rhepoxynius hudsoni</u> <u>Echinarachnius parma</u> <u>Pseudohaustorius caroliniensis</u> <u>Tellina agilis</u> <u>Spiophanes bombyx</u> <u>Sthenelais limicola</u> <u>Phyllodoce mucosa</u> <u>Aglaophamus circinata</u>
M2 (November 1981)	M6 (November 1982)	M10 (November 1983)
<u>Polygordius sp. A</u> <u>Protohaustorius wigleyi</u> <u>Tellina agilis</u> <u>Rhepoxynius hudsoni</u> <u>Erichthonius fasciatus</u> <u>Proceraea cornuta</u> <u>Palliolium sp. B</u> <u>Echinarachnius parma</u> <u>Pseudohaustorius caroliniensis</u> <u>Sthenelais limicola</u>	<u>Polygordius sp. A</u> <u>Protohaustorius wigleyi</u> <u>Tellina agilis</u> <u>Rhepoxynius hudsoni</u> <u>Pseudohaustorius caroliniensis</u> <u>Echinarachnius parma</u> <u>Bivalvia sp. F</u> <u>Nemertea sp. A</u> <u>Spiophanes bombyx</u> <u>Spisula solidissima</u>	<u>Polygordius sp. A</u> <u>Protohaustorius wigleyi</u> <u>Rhepoxynius hudsoni</u> <u>Pseudohaustorius caroliniensis</u> <u>Tellina agilis</u> <u>Tanaissus lilljeborgi</u> <u>Echinarachnius parma</u> <u>Spiophanes bombyx</u> <u>Aglaophamus circinata</u> <u>Erichthonius fasciatus</u>
M3 (February 1982)	M7 (February 1983)	M11 (February 1984)
<u>Polygordius sp. A</u> <u>Tellina agilis</u> <u>Protohaustorius wigleyi</u> <u>Rhepoxynius hudsoni</u> <u>Pseudohaustorius caroliniensis</u> <u>Echinarachnius parma</u> <u>Cirolana polita</u> <u>Spisula solidissima</u> <u>Nemertea sp. A</u> <u>Tanaissus lilljeborgi</u>	No Samples Collected	<u>Polygordius sp. A</u> <u>Protohaustorius wigleyi</u> <u>Rhepoxynius hudsoni</u> <u>Tellina agilis</u> <u>Pseudohaustorius caroliniensis</u> <u>Tanaissus lilljeborgi</u> <u>Echinarachnius parma</u> <u>Aglaophamus circinata</u> <u>Arctica islandica</u> <u>Spiophanes bombyx</u>
M4 (May 1982)	M8 (May 1983)	M12 (June 1984)
<u>Polygordius sp. A</u> <u>Echinarachnius parma</u> <u>Protohaustorius wigleyi</u> <u>Tellina agilis</u> <u>Rhepoxynius hudsoni</u> <u>Pseudohaustorius caroliniensis</u> <u>Uncia inermis</u> <u>Nemertea sp. A</u> <u>Proceraea cornuta</u> <u>Erichthonius fasciatus</u>	<u>Polygordius sp. A</u> <u>Protohaustorius wigleyi</u> <u>Echinarachnius parma</u> <u>Rhepoxynius hudsoni</u> <u>Pseudohaustorius caroliniensis</u> <u>Tellina agilis</u> <u>Aglaophamus circinata</u> <u>Bivalvia sp. F</u> <u>Nemertea sp. A</u> <u>Ceriantheopsis americanus</u>	<u>Polygordius sp. A</u> <u>Echinarachnius parma</u> <u>Protohaustorius wigleyi</u> <u>Rhepoxynius hudsoni</u> <u>Pseudohaustorius caroliniensis</u> <u>Tellina agilis</u> <u>Aglaophamus circinata</u> <u>Nephtys buccera</u> <u>Arctica islandica</u> <u>Capitella jonesi</u>

TABLE E-5. DOMINANT SPECIES AT REGIONAL STATION 5 (SITE-SPECIFIC STATION 5-1)  
FROM JULY 1981 to JUNE 1984 (M1-M12).

M1 (July 1981)	M5 (July 1982)	M9 (July 1983)
<u>Erichthonius fasciatus</u> <u>Exogone verugera</u> <u>Unciola inermis</u> <u>Exogone hebes</u> <u>Sphaerosyllis cf. brevifrons</u> <u>Euclymene sp. A</u> <u>Phallodrilus biprostatatus</u> <u>Parapionosyllis longicirrata</u> <u>Aricidea (Acmira) catherinae</u> <u>Tharyx sp. A</u>	<u>Exogone verugera</u> <u>Erichthonius fasciatus</u> <u>Exogone hebes</u> <u>Sphaerosyllis cf. brevifrons</u> <u>Parapionosyllis longicirrata</u> <u>Unciola inermis</u> <u>Phallodrilus biprostatatus</u> <u>Aricidea (Acmira) catherinae</u> <u>Euclymene sp. A</u> <u>Tharyx sp. A</u>	<u>Exogone verugera</u> <u>Exogone hebes</u> <u>Erichthonius fasciatus</u> <u>Sphaerosyllis cf. brevifrons</u> <u>Parapionosyllis longicirrata</u> <u>Unciola inermis</u> <u>Euclymene sp. A</u> <u>Polygordius sp. A</u> <u>Phallodrilus biprostatatus</u> <u>Aricidea (Acmira) catherinae</u>
M2 (November 1981)	M6 (November 1982)	M10 (November 1983)
<u>Exogone hebes</u> <u>Sphaerosyllis cf. brevifrons</u> <u>Exogone verugera</u> <u>Erichthonius fasciatus</u> <u>Phallodrilus biprostatatus</u> <u>Unciola inermis</u> <u>Euclymene sp. A</u> <u>Tharyx acutus</u> <u>Schistomeringos caeca</u> <u>Tharyx sp. A</u>	<u>Erichthonius fasciatus</u> <u>Sphaerosyllis cf. brevifrons</u> <u>Exogone hebes</u> <u>Exogone verugera</u> <u>Polygordius sp. A</u> <u>Parapionosyllis longicirrata</u> <u>Phallodrilus biprostatatus</u> <u>Euclymene sp. A</u> <u>Tharyx acutus</u> <u>Aricidea (Acmira) catherinae</u>	<u>Exogone verugera</u> <u>Sphaerosyllis cf. brevifrons</u> <u>Exogone hebes</u> <u>Parapionosyllis longicirrata</u> <u>Erichthonius fasciatus</u> <u>Euclymene sp. A</u> <u>Unciola inermis</u> <u>Aricidea (Acmira) catherinae</u> <u>Tharyx acutus</u> <u>Phallodrilus biprostatatus</u>
M3 (February 1982)	M7 (February 1983)	M11 (February 1984)
<u>Exogone verugera</u> <u>Sphaerosyllis cf. brevifrons</u> <u>Exogone hebes</u> <u>Parapionosyllis longicirrata</u> <u>Phallodrilus biprostatatus</u> <u>Unciola inermis</u> <u>Euclymene sp. A</u> <u>Aricidea (Acmira) catherinae</u> <u>Tharyx acutus</u> <u>Protodorvillea kefersteini</u>	<u>Erichthonius fasciatus</u> <u>Sphaerosyllis cf. brevifrons</u> <u>Exogone hebes</u> <u>Exogone verugera</u> <u>Parapionosyllis longicirrata</u> <u>Phallodrilus biprostatatus</u> <u>Polygordius sp. A</u> <u>Euclymene sp. A</u> <u>Tharyx acutus</u> <u>Aricidea (Acmira) catherinae</u>	<u>Erichthonius fasciatus</u> <u>Exogone verugera</u> <u>Sphaerosyllis cf. brevifrons</u> <u>Exogone hebes</u> <u>Euclymene sp. A</u> <u>Parapionosyllis longicirrata</u> <u>Unciola inermis</u> <u>Tharyx acutus</u> <u>Aricidea (Acmira) catherinae</u> <u>Polygordius sp. A</u>
M4 (May 1982)	M8 (May 1983)	M12 (June 1984)
<u>Sphaerosyllis cf. brevifrons</u> <u>Exogone verugera</u> <u>Exogone hebes</u> <u>Unciola inermis</u> <u>Erichthonius fasciatus</u> <u>Parapionosyllis longicirrata</u> <u>Phallodrilus biprostatatus</u> <u>Aricidea (Acmira) catherinae</u> <u>Tharyx sp. A</u> <u>Tharyx acutus</u>	<u>Erichthonius fasciatus</u> <u>Sphaerosyllis cf. brevifrons</u> <u>Exogone hebes</u> <u>Exogone verugera</u> <u>Unciola inermis</u> <u>Parapionosyllis longicirrata</u> <u>Aricidea (Acmira) catherinae</u> <u>Tharyx sp. A</u> <u>Euclymene sp. A</u> <u>Phallodrilus biprostatatus</u>	<u>Erichthonius fasciatus</u> <u>Unciola inermis</u> <u>Exogone verugera</u> <u>Exogone hebes</u> <u>Sphaerosyllis cf. brevifrons</u> <u>Diastylis quadrispinosa</u> <u>Parapionosyllis longicirrata</u> <u>Euclymene sp. A</u> <u>Aricidea (Acmira) catherinae</u> <u>Novaquesta trifurcata</u>

TABLE E-6. DOMINANT SPECIES AT SITE-SPECIFIC STATION 5-18 FROM JULY 1981 TO JUNE 1984 (M1-M12).

M1 (July 1981)	M5 (July 1982)	M9 (July 1983)
<u>Exogone verugera</u>	<u>Erichthonius fasciatus</u>	<u>Erichthonius fasciatus</u>
<u>Erichthonius fasciatus</u>	<u>Exogone hebes</u>	<u>Sphaerosyllis cf. brevifrons</u>
<u>Exogone hebes</u>	<u>Sphaerosyllis cf. brevifrons</u>	<u>Exogone hebes</u>
<u>Unciola inermis</u>	<u>Exogone verugera</u>	<u>Exogone verugera</u>
<u>Sphaerosyllis cf. brevifrons</u>	<u>Unciola inermis</u>	<u>Unciola inermis</u>
<u>Phallo-drilus biprostatus</u>	<u>Phallo-drilus biprostatus</u>	<u>Parapionosyllis longicirrata</u>
<u>Tharyx acutus</u>	<u>Parapionosyllis longicirrata</u>	<u>Euclymene sp. A</u>
<u>Euclymene sp. A</u>	<u>Euclymene sp. A</u>	<u>Aricidea (Acmira) catherinae</u>
<u>Parapionosyllis longicirrata</u>	<u>Tharyx acutus</u>	<u>Tharyx acutus</u>
<u>Aricidea (Acmira) catherinae</u>	<u>Chone duneri</u>	<u>Phallo-drilus biprostatus</u>
M2 (November 1981)	M6 (November 1982)	M10 (November 1983)
<u>Exogone hebes</u>	<u>Exogone hebes</u>	<u>Exogone hebes</u>
<u>Exogone verugera</u>	<u>Sphaerosyllis cf. brevifrons</u>	<u>Erichthonius fasciatus</u>
<u>Sphaerosyllis cf. brevifrons</u>	<u>Exogone verugera</u>	<u>Exogone verugera</u>
<u>Erichthonius fasciatus</u>	<u>Polygordius sp. A</u>	<u>Sphaerosyllis cf. brevifrons</u>
<u>Phallo-drilus biprostatus</u>	<u>Phallo-drilus biprostatus</u>	<u>Euclymene sp. A</u>
<u>Parapionosyllis longicirrata</u>	<u>Parapionosyllis longicirrata</u>	<u>Parapionosyllis longicirrata</u>
<u>Unciola inermis</u>	<u>Euclymene sp. A</u>	<u>Unciola inermis</u>
<u>Euclymene sp. A</u>	<u>Tharyx acutus</u>	<u>Polygordius sp. A</u>
<u>Tharyx acutus</u>	<u>Aricidea (Acmira) catherinae</u>	<u>Tharyx acutus</u>
<u>Aricidea (Acmira) catherinae</u>	<u>Erichthonius fasciatus</u>	<u>Phallo-drilus biprostatus</u>
M3 (February 1982)	M7 (February 1983)	M11 (February 1984)
<u>Exogone hebes</u>	<u>Sphaerosyllis cf. brevifrons</u>	<u>Exogone hebes</u>
<u>Sphaerosyllis cf. brevifrons</u>	<u>Exogone hebes</u>	<u>Exogone verugera</u>
<u>Erichthonius fasciatus</u>	<u>Erichthonius fasciatus</u>	<u>Erichthonius fasciatus</u>
<u>Phallo-drilus biprostatus</u>	<u>Exogone verugera</u>	<u>Sphaerosyllis cf. brevifrons</u>
<u>Parapionosyllis longicirrata</u>	<u>Phallo-drilus biprostatus</u>	<u>Euclymene sp. A</u>
<u>Euclymene sp. A</u>	<u>Parapionosyllis longicirrata</u>	<u>Parapionosyllis longicirrata</u>
<u>Aricidea (Acmira) catherinae</u>	<u>Polygordius sp. A</u>	<u>Polygordius sp. A</u>
<u>Tharyx acutus</u>	<u>Euclymene sp. A</u>	<u>Unciola inermis</u>
<u>Unciola inermis</u>	<u>Aricidea (Acmira) catherinae</u>	<u>Phallo-drilus biprostatus</u>
<u>Schistomeringos caeca</u>	<u>Tharyx acutus</u>	<u>Aricidea (Acmira) catherinae</u>
 		<u>Tharyx acutus</u>
M4 (May 1982)	M8 (May 1983)	M12 (June 1984)
<u>Sphaerosyllis cf. brevifrons</u>	<u>Erichthonius fasciatus</u>	<u>Erichthonius fasciatus</u>
<u>Exogone hebes</u>	<u>Sphaerosyllis cf. brevifrons</u>	<u>Unciola inermis</u>
<u>Exogone verugera</u>	<u>Exogone hebes</u>	<u>Exogone verugera</u>
<u>Unciola inermis</u>	<u>Unciola inermis</u>	<u>Exogone hebes</u>
<u>Phallo-drilus biprostatus</u>	<u>Exogone verugera</u>	<u>Sphaerosyllis cf. brevifrons</u>
<u>Erichthonius fasciatus</u>	<u>Parapionosyllis longicirrata</u>	<u>Euclymene sp. A</u>
<u>Tharyx acutus</u>	<u>Phallo-drilus biprostatus</u>	<u>Parapionosyllis longicirrata</u>
<u>Parapionosyllis longicirrata</u>	<u>Euclymene sp. A</u>	<u>Aricidea (Acmira) catherinae</u>
<u>Aricidea (Acmira) catherinae</u>	<u>Polygordius sp. A</u>	<u>Tharyx acutus</u>
<u>Euclymene sp. A</u>	<u>Aricidea (Acmira) catherinae</u>	<u>Amphipholis squamata</u>

TABLE E-7. DOMINANT SPECIES AT SITE-SPECIFIC STATION 5-28 FROM JULY 1981 TO JUNE 1984 (M1-M12).

M1 (July 1981)	M5 (July 1982)	M9 (July 1983)
<u>Unciola inermis</u> <u>Erichthonius fasciatus</u> <u>Sphaerosyllis cf. brevifrons</u> <u>Exogone verugera</u> <u>Phallodrilus biprostatatus</u> <u>Parapionosyllis longicirrata</u> <u>Exogone hebes</u> <u>Euclymene sp. A</u> <u>Protodorvillea kefersteini</u> <u>Aricidea (Acmira) catherinae</u>	<u>Erichthonius fasciatus</u> <u>Exogone verugera</u> <u>Unciola inermis</u> <u>Sphaerosyllis cf. brevifrons</u> <u>Exogone hebes</u> <u>Parapionosyllis longicirrata</u> <u>Phallodrilus biprostatatus</u> <u>Aricidea (Acmira) catherinae</u> <u>Euclymene sp. A</u> <u>Protodorvillea kefersteini</u>	<u>Erichthonius fasciatus</u> <u>Exogone verugera</u> <u>Unciola inermis</u> <u>Sphaerosyllis cf. brevifrons</u> <u>Parapionosyllis longicirrata</u> <u>Exogone hebes</u> <u>Euclymene sp. A</u> <u>Phallodrilus biprostatatus</u> <u>Protodorvillea kefersteini</u> <u>Tharyx sp. A</u>
M2 (November 1981)	M6 (November 1982)	M10 (November 1983)
<u>Erichthonius fasciatus</u> <u>Unciola inermis</u> <u>Parapionosyllis longicirrata</u> <u>Exogone verugera</u> <u>Sphaerosyllis cf. brevifrons</u> <u>Exogone hebes</u> <u>Phallodrilus biprostatatus</u> <u>Euclymene sp. A</u> <u>Aricidea (Acmira) catherinae</u> <u>Protodorvillea kefersteini</u>	<u>Erichthonius fasciatus</u> <u>Exogone verugera</u> <u>Parapionosyllis longicirrata</u> <u>Sphaerosyllis cf. brevifrons</u> <u>Exogone hebes</u> <u>Unciola inermis</u> <u>Phallodrilus biprostatatus</u> <u>Aricidea (Acmira) catherinae</u> <u>Tharyx acutus</u> <u>Euclymene sp. A</u>	<u>Exogone verugera</u> <u>Parapionosyllis longicirrata</u> <u>Euclymene sp. A</u> <u>Erichthonius fasciatus</u> <u>Exogone hebes</u> <u>Sphaerosyllis cf. brevifrons</u> <u>Unciola inermis</u> <u>Protodorvillea kefersteini</u> <u>Aricidea (Acmira) cerruti</u> <u>Tharyx sp. A</u>
M3 (February 1982)	M7 (February 1983)	M11 (February 1984)
<u>Erichthonius fasciatus</u> <u>Exogone verugera</u> <u>Unciola inermis</u> <u>Parapionosyllis longicirrata</u> <u>Sphaerosyllis cf. brevifrons</u> <u>Euclymene sp. A</u> <u>Exogone hebes</u> <u>Phallodrilus biprostatatus</u> <u>Aricidea (Acmira) cerruti</u> <u>Aricidea (Acmira) catherinae</u>	<u>Exogone verugera</u> <u>Sphaerosyllis cf. brevifrons</u> <u>Parapionosyllis longicirrata</u> <u>Phallodrilus biprostatatus</u> <u>Exogone hebes</u> <u>Protodorvillea kefersteini</u> <u>Unciola inermis</u> <u>Aricidea (Acmira) catherinae</u> <u>Tharyx sp. A</u> <u>Aricidea (Acmira) cerruti</u>	<u>Parapionosyllis longicirrata</u> <u>Exogone verugera</u> <u>Euclymene sp. A</u> <u>Exogone hebes</u> <u>Unciola inermis</u> <u>Protodorvillea kefersteini</u> <u>Sphaerosyllis cf. brevifrons</u> <u>Aricidea (Acmira) cerruti</u> <u>Tharyx sp. A</u> <u>Phallodrilus biprostatatus</u>
M4 (May 1982)	M8 (May 1983)	M12 (June 1984)
<u>Unciola inermis</u> <u>Erichthonius fasciatus</u> <u>Exogone verugera</u> <u>Sphaerosyllis cf. brevifrons</u> <u>Parapionosyllis longicirrata</u> <u>Exogone hebes</u> <u>Phallodrilus biprostatatus</u> <u>Aricidea (Acmira) catherinae</u> <u>Tharyx sp. A</u> <u>Protodorvillea kefersteini</u>	<u>Sphaerosyllis cf. brevifrons</u> <u>Exogone verugera</u> <u>Exogone hebes</u> <u>Parapionosyllis longicirrata</u> <u>Erichthonius fasciatus</u> <u>Unciola inermis</u> <u>Aricidea (Acmira) catherinae</u> <u>Euclymene sp. A</u> <u>Phallodrilus biprostatatus</u> <u>Protodorvillea kefersteini</u>	<u>Exogone verugera</u> <u>Unciola inermis</u> <u>Parapionosyllis longicirrata</u> <u>Euclymene sp. A</u> <u>Erichthonius fasciatus</u> <u>Exogone hebes</u> <u>Sphaerosyllis cf. brevifrons</u> <u>Protodorvillea kefersteini</u> <u>Aricidea (Acmira) cerruti</u> <u>Tharyx sp. A</u>



**TABLE E-8. DOMINANT SPECIES AT REGIONAL STATION 6 FROM JULY 1981 TO JUNE 1984 (M1-M12).**

**M1 (July 1981)**

Ampelisca agassizi  
Exogone hebes  
Protodorvillea gaspeensis  
Polygordius sp. A  
Notomastus latericeus  
Aglaophamus circinata  
Tharyx acutus  
Schistomeringos caeca  
Exogone verugera  
Euchone hancocki

**M5 (July 1982)**

Ampelisca agassizi  
Exogone hebes  
Protodorvillea gaspeensis  
Notomastus latericeus  
Aglaophamus circinata  
Polygordius sp. A  
Paraonis n. sp. A  
Tubificoides n. sp. A  
Lumbrineris latreilli  
Unciola irrorata

**M9 (July 1983)**

Ampelisca agassizi  
Exogone hebes  
Protodorvillea gaspeensis  
Notomastus latericeus  
Euchone hancocki  
Paraonis n. sp. A  
Prionospio cirrifera  
Tubificoides n. sp. A  
Prionospio steenstrupi  
Aglaophamus circinata

**M2 (November 1981)**

Ampelisca agassizi  
Polygordius sp. A  
Exogone hebes  
Erichthonius fasciatus  
Protodorvillea gaspeensis  
Notomastus latericeus  
Paraonis n. sp. A  
Aglaophamus circinata  
Tharyx annulosus  
Laonice cirrata

**M6 (November 1982)**

Ampelisca agassizi  
Erichthonius fasciatus  
Polygordius sp. A  
Exogone hebes  
Protodorvillea gaspeensis  
Notomastus latericeus  
Tubificoides n. sp. A  
Chone duneri  
Lumbrineris latreilli  
Aglaophamus circinata

**M10 (November 1983)**

Ampelisca agassizi  
Exogone hebes  
Protodorvillea gaspeensis  
Notomastus latericeus  
Paraonis n. sp. A  
Tharyx annulosus  
Tubificoides n. sp. A  
Amphipholis squamata  
Polygordius sp. A

**M3 (February 1982)**

Ampelisca agassizi  
Erichthonius fasciatus  
Polygordius sp. A  
Exogone hebes  
Protodorvillea gaspeensis  
Notomastus latericeus  
Paraonis n. sp. A  
Chone duneri  
Exogone verugera  
Lumbrineris latreilli

**M7 (February 1983)**

Ampelisca agassizi  
Erichthonius fasciatus  
Exogone hebes  
Protodorvillea gaspeensis  
Notomastus latericeus  
Polygordius sp. A  
Euchone hancocki  
Tubificoides n. sp. A  
Aglaophamus circinata  
Chone duneri

**M11 (February 1984)**

Ampelisca agassizi  
Protodorvillea gaspeensis  
Exogone hebes  
Erichthonius fasciatus  
Notomastus latericeus  
Paraonis n.sp. A  
Tharyx annulosus  
Euchone hancocki  
Tubificoides n. sp. A  
Prionospio cirrifera

**M4 (May 1982)**

Ampelisca agassizi  
Exogone hebes  
Erichthonius fasciatus  
Polygordius sp. A  
Aglaophamus circinata  
Protodorvillea gaspeensis  
Notomastus latericeus  
Paraonis n. sp. A  
Tubificoides n. sp. A  
Lumbrineris latreilli

**M8 (May 1983)**

Ampelisca agassizi  
Exogone hebes  
Protodorvillea gaspeensis  
Euchone hancocki  
Notomastus latericeus  
Paraonis n. sp. A  
Aglaophamus circinata  
Chone infundibuliformis  
Tharyx annulosus  
Polygordius sp. A

**M12 (June 1984)**

Ampelisca agassizi  
Exogone hebes  
Euchone hancocki  
Protodorvillea gaspeensis  
Notomastus latericeus  
Paraonis n. sp. A  
Tharyx annulosus  
Prionospio cirrifera  
Aglaophamus circinata  
Tubificoides n. sp. A

TABLE E-9. DOMINANT SPECIES AT REGIONAL STATION 7 FROM JULY 1981 TO MAY 1982 (M1-M4).

M1 (July 1981)	M5 (July 1982)	M9 (July 1983)
<u>Protodorvillea gaspeensis</u> <u>Lumbrineris latreilli</u> <u>Tharyx marioni</u> <u>Aricidea (Acmira) catherinae</u> <u>Aricidea (Allia) suecica</u> <u>Paraonis n. sp. A</u> <u>Prionospio cirrifera</u> <u>Aricidea (Acmira) neosuecica</u> <u>Tharyx acutus</u> <u>Polygordius sp. A</u>	No Samples Collected	No Samples Collected
M2 (November 1981)	M6 (November 1982)	M10 (November 1983)
<u>Lumbrineris latreilli</u> <u>Polygordius sp. A</u> <u>Chone duneri</u> <u>Eclysippe sp. A</u> <u>Olavius tenuissimus</u> <u>Aricidea (Acmira) neosuecica</u> <u>Protodorvillea gaspeensis</u> <u>Tharyx acutus</u> <u>Tharyx marioni</u> <u>Aricidea (Acmira) catherinae</u>	No Samples Collected	No Samples Collected
M3 (February 1982)	M7 (February 1983)	M11 (February 1984)
<u>Eclysippe sp. A</u> <u>Lumbrineris latreilli</u> <u>Aricidea (Acmira) neosuecica</u> <u>Protodorvillea gaspeensis</u> <u>Tharyx annulosus</u> <u>Tharyx marioni</u> <u>Chone duneri</u> <u>Polygordius sp. A</u> <u>Olavius tenuissimus</u> <u>Tharyx acutus</u>	No Samples Collected	No Samples Collected
M4 (May 1982)	M8 (May 1983)	M12 (June 1984)
<u>Olavius tenuissimus</u> <u>Eclysippe sp. A</u> <u>Lumbrineris latreilli</u> <u>Protodorvillea gaspeensis</u> <u>Tharyx marioni</u> <u>Polycirrus sp. A</u> <u>Chone duneri</u> <u>Aricidea (Acmira) neosuecica</u> <u>Aricidea (Acmira) catherinae</u> <u>Polygordius sp. A</u>	No Samples Collected	No Samples Collected

TABLE E-10. DOMINANT SPECIES AT REGIONAL STATION 7A FROM JULY 1982 TO JUNE 1984 (M5-M12).

M1 (July 1981)	M5 (July 1982)	M9 (July 1983)
No Samples Collected	<u>Ampelisca agassizi</u> <u>Cossura longocirrata</u> <u>Levinsenia gracilis</u> <u>Aricidea (Allia) suecica</u> <u>Tubificoides n. sp. A</u> <u>Ninoe nigripes</u> <u>Terebellides stroemi</u> <u>Aglaophamus circinata</u> <u>Aricidea (Allia) quadrilobata</u> <u>Ampharetidae n.g., n. sp. C</u>	<u>Cossura longocirrata</u> <u>Ampelisca agassizi</u> <u>Aricidea (Allia) suecica</u> <u>Levinsenia gracilis</u> <u>Prionospio cirrifera</u> <u>Tubificoides n. sp. A</u> <u>Ninoe nigripes</u> <u>Aricidea (Allia) quadrilobata</u> <u>Lucinoma filosa</u> <u>Thyasira sp. C</u>
M2 (November 1981)	M6 (November 1982)	M10 (November 1983)
No Samples Collected	<u>Aricidea (Allia) suecica</u> <u>Ampelisca agassizi</u> <u>Cossura longocirrata</u> <u>Levinsenia gracilis</u> <u>Tubificoides n. sp. A</u> <u>Periploma papyratium</u> <u>Lucinoma filosa</u> <u>Thyasira sp. B</u> <u>Ninoe nigripes</u> <u>Tharyx annulosus</u>	<u>Levinsenia gracilis</u> <u>Aricidea (Allia) suecica</u> <u>Cossura longocirrata</u> <u>Ampelisca agassizi</u> <u>Tubificoides n. sp. A</u> <u>Prionospio cirrifera</u> <u>Periploma papyratium</u> <u>Aricidea (Allia) quadrilobata</u> <u>Lucinoma filosa</u> <u>Ninoe nigripes</u>
M3 (February 1982)	M7 (February 1983)	M11 (February 1984)
No Samples Collected	<u>Ampelisca agassizi</u> <u>Levinsenia gracilis</u> <u>Aricidea (Allia) suecica</u> <u>Cossura longocirrata</u> <u>Tubificoides n. sp. A</u> <u>Lucinoma filosa</u> <u>Periploma papyratium</u> <u>Ninoe nigripes</u> <u>Aricidea (Allia) quadrilobata</u> <u>Thyasira sp. B</u>	<u>Aricidea (Allia) suecica</u> <u>Ampelisca agassizi</u> <u>Levinsenia gracilis</u> <u>Cossura longocirrata</u> <u>Aricidea (Allia) quadrilobata</u> <u>Tubificoides n. sp. A</u> <u>Prionospio cirrifera</u> <u>Lucinoma filosa</u> <u>Alvania pelagica</u> <u>Periploma papyratium</u>
M4 (May 1982)	M8 (May 1983)	M12 (June 1984)
No Samples Collected	<u>Ampelisca agassizi</u> <u>Cossura longocirrata</u> <u>Aricidea (Allia) suecica</u> <u>Levinsenia gracilis</u> <u>Tubificoides n. sp. A</u> <u>Ninoe nigripes</u> <u>Aricidea (Allia) quadrilobata</u> <u>Periploma papyratium</u> <u>Lucinoma filosa</u> <u>Ampharetidae n.g., n. sp. C</u>	<u>Aricidea (Allia) suecica</u> <u>Ampelisca agassizi</u> <u>Cossura longocirrata</u> <u>Levinsenia gracilis</u> <u>Tubificoides n. sp. A</u> <u>Periploma papyratium</u> <u>Aricidea (Allia) quadrilobata</u> <u>Ninoe nigripes</u> <u>Lucinoma filosa</u> <u>Ampharetidae n. g., n. sp. C</u>

TABLE E-11. DOMINANT SPECIES AT REGIONAL STATION 8 FROM JULY 1981 TO JUNE 1984 (M1-M12).

M1 (July 1981)	M5 (July 1982)	M9 (July 1983)
<u>Ampelisca agassizi</u> <u>Tharyx nr. monilaris</u> <u>Lumbrineris latreilli</u> <u>Aricidea (Acmira) catherinae</u> <u>Wireniidae spp.</u> <u>Aricidea (Acmira) neosuecica</u> <u>Tharyx marioni</u> <u>Polycirrus sp. A</u> <u>Unciola irrorata</u> <u>Nereis grayi</u>	<u>Ampelisca agassizi</u> <u>Lumbrineris latreilli</u> <u>Tharyx marioni</u> <u>Aricidea (Acmira) catherinae</u> <u>Chone duneri</u> <u>Paraonis n. sp. A</u> <u>Aricidea (Acmira) neosuecica</u> <u>Polycirrus sp. A</u> <u>Wireniidae spp.</u> <u>Nothria britannica</u>	<u>Ampelisca agassizi</u> <u>Lumbrineris latreilli</u> <u>Aricidea (Acmira) catherinae</u> <u>Tharyx marioni</u> <u>Aricidea (Acmira) neosuecica</u> <u>Prionospio cirrifera</u> <u>Paraonis n. sp. A</u> <u>Wireniidae spp.</u> <u>Chaetozone n. sp. B</u> <u>Notomastus latericeus</u>
M2 (November 1981)	M6 (November 1982)	M10 (November 1983)
<u>Ampelisca agassizi</u> <u>Lumbrineris latreilli</u> <u>Polygordius sp. A</u> <u>Aricidea (Acmira) catherinae</u> <u>Chone duneri</u> <u>Tharyx marioni</u> <u>Aricidea (Acmira) neosuecica</u> <u>Tharyx nr. monilaris</u> <u>Nothria britannica</u> <u>Paraonis n. sp. A</u>	<u>Ampelisca agassizi</u> <u>Tharyx marioni</u> <u>Aricidea (Acmira) catherinae</u> <u>Lumbrineris latreilli</u> <u>Chone duneri</u> <u>Aricidea (Acmira) neosuecica</u> <u>Chaetozone n. sp. B</u> <u>Paraonis n. sp. A</u> <u>Euchone hancocki</u> <u>Wireniidae spp.</u>	<u>Ampelisca agassizi</u> <u>Aricidea (Acmira) catherinae</u> <u>Tharyx marioni</u> <u>Lumbrineris latreilli</u> <u>Aricidea (Acmira) neosuecica</u> <u>Paraonis n. sp. A</u> <u>Chaetozone n. sp. B</u> <u>Notomastus latericeus</u> <u>Protodorvillea gaspeensis</u> <u>Polycirrus sp. G</u>
M3 (February 1982)	M7 (February 1983)	M11 (February 1984)
<u>Ampelisca agassizi</u> <u>Lumbrineris latreilli</u> <u>Tharyx nr. monilaris</u> <u>Polygordius sp. A</u> <u>Aricidea (Acmira) catherinae</u> <u>Chone duneri</u> <u>Aricidea (Acmira) neosuecica</u> <u>Polycirrus sp. A</u> <u>Paraonis n. sp. A</u> <u>Wireniidae spp.</u>	<u>Ampelisca agassizi</u> <u>Lumbrineris latreilli</u> <u>Aricidea (Acmira) catherinae</u> <u>Tharyx marioni</u> <u>Wireniidae spp.</u> <u>Chaetozone n. sp. B</u> <u>Aricidea (Acmira) neosuecica</u> <u>Notomastus latericeus</u> <u>Nothria britannica</u> <u>Paraonis n. sp. A</u>	<u>Ampelisca agassizi</u> <u>Aricidea (Acmira) catherinae</u> <u>Tharyx marioni</u> <u>Lumbrineris latreilli</u> <u>Paraonis n. Sp. A</u> <u>Aricidea (Acmira) neosuecica</u> <u>Chaetozone n. sp. B</u> <u>Nothria britannica</u> <u>Protodorvillea gaspeensis</u> <u>Polycirrus sp. A</u>
M4 (May 1982)	M8 (May 1983)	M12 (June 1984)
<u>Ampelisca agassizi</u> <u>Aricidea (Acmira) catherinae</u> <u>Paraonis n. sp. A</u> <u>Lumbrineris latreilli</u> <u>Tharyx marioni</u> <u>Tharyx nr. monilaris</u> <u>Paradoneis n. sp. A</u> <u>Aricidea (Acmira) neosuecica</u> <u>Nothria britannica</u> <u>Chone duneri</u>	<u>Ampelisca agassizi</u> <u>Aricidea (Acmira) catherinae</u> <u>Tharyx marioni</u> <u>Lumbrineris latreilli</u> <u>Paraonis n. sp. A</u> <u>Aricidea (Acmira) neosuecica</u> <u>Chaetozone n. sp. B</u> <u>Wireniidae spp.</u> <u>Polycirrus sp. A</u> <u>Notomastus latericeus</u>	<u>Ampelisca agassizi</u> <u>Aricidea (Acmira) catherinae</u> <u>Tharyx marioni</u> <u>Lumbrineris latreilli</u> <u>Aricidea (Acmira) neosuecica</u> <u>Chaetozone n. sp. B</u> <u>Nothria britannica</u> <u>Tharyx annulosus</u> <u>Paraonis n. sp. A</u> <u>Protodorvillea gaspeensis</u>

TABLE E-12. DOMINANT SPECIES AT REGIONAL STATION 9 FROM JULY 1981 TO JUNE 1984 (M1-M12).

M1 (July 1981)	M5 (July 1982)	M9 (July 1983)
<u>Ampelisca agassizi</u> <u>Protodorvillea gaspeensis</u> <u>Aricidea (Acmira) catherinae</u> <u>Paraonis n. sp. A</u> <u>Phallodrilus biprostatus</u> <u>Eclysippe sp. A</u> <u>Ampharetidae n.g., n. sp. A</u> <u>Polygordius sp. A</u> <u>Euchone hancocki</u> <u>Tharyx nr. monilaris</u>	<u>Ampelisca agassizi</u> <u>Protodorvillea gaspeensis</u> <u>Aricidea (Acmira) catherinae</u> <u>Eclysippe sp. A</u> <u>Aricidea (Allia) suecica</u> <u>Paraonis n. sp. A</u> <u>Wirenidae spp.</u> <u>Lumbrineris latreilli</u> <u>Polygordius sp. A</u> <u>Aglaophamus circinata</u>	<u>Ampelisca agassizi</u> <u>Protodorvillea gaspeensis</u> <u>Aricidea (Acmira) catherinae</u> <u>Paraonis n. sp. A</u> <u>Eclysippe sp. A</u> <u>Uniciola irrorata</u> <u>Tubificoides n. sp. A</u> <u>Lumbrineris latreilli</u> <u>Tharyx marioni</u> <u>Exogone verugera</u>
M2 (November 1981)	M6 (November 1982)	M10 (November 1983)
<u>Ampelisca agassizi</u> <u>Polygordius sp. A</u> <u>Protodorvillea gaspeensis</u> <u>Aricidea (Acmira) catherinae</u> <u>Eclysippe sp. A</u> <u>Paraonis n. sp. A</u> <u>Exogone hebes</u> <u>Tubificoides n. sp. A</u> <u>Euchone hancocki</u> <u>Lumbrineris latreilli</u>	<u>Ampelisca agassizi</u> <u>Polygordius sp. A</u> <u>Protodorvillea gaspeensis</u> <u>Eclysippe sp. A</u> <u>Aricidea (Acmira) catherinae</u> <u>Tubificoides n. sp. A</u> <u>Paraonis n. sp. A</u> <u>Lumbrineris latreilli</u> <u>Exogone verugera</u> <u>Tharyx annulosus</u>	<u>Ampelisca agassizi</u> <u>Tubificoides n. sp. A</u> <u>Aricidea (Acmira) catherinae</u> <u>Protodorvillea gaspeensis</u> <u>Paraonis n. sp. A</u> <u>Eclysippe sp. A</u> <u>Tharyx annulosus</u> <u>Thyasira sp. B</u> <u>Ampharetidae n.g., n. sp. C</u> <u>Prionospio cirrifera</u>
M3 (February 1982)	M7 (February 1983)	M11 (February 1984)
<u>Ampelisca agassizi</u> <u>Eclysippe sp. A</u> <u>Aricidea (Acmira) catherinae</u> <u>Polygordius sp. A</u> <u>Protodorvillea gaspeensis</u> <u>Paraonis n. sp. A</u> <u>Tubificoides n. sp. A</u> <u>Tharyx marioni</u> <u>Myriochele sp. A</u> <u>Lumbrineris latreilli</u>	No Samples Collected	<u>Ampelisca agassizi</u> <u>Tubificoides n. sp. A</u> <u>Aricidea (Acmira) catherinae</u> <u>Protodorvillea gaspeensis</u> <u>Paraonis n. sp. A</u> <u>Ampharetidae n.g., n. sp. C</u> <u>Eclysippe sp. A</u> <u>Tharyx annulosus</u> <u>Lumbrineris latreilli</u> <u>Euchone hancocki</u>
M4 (May 1982)	M8 (May 1983)	M12 (June 1984)
<u>Ampelisca agassizi</u> <u>Protodorvillea gaspeensis</u> <u>Aricidea (Acmira) catherinae</u> <u>Eclysippe sp. A</u> <u>Paraonis n. sp. A</u> <u>Polygordius sp. A</u> <u>Lumbrineris latreilli</u> <u>Tharyx marioni</u> <u>Tharyx annulosus</u> <u>Euchone hancocki</u>	<u>Ampelisca agassizi</u> <u>Eclysippe sp. A</u> <u>Aricidea (Acmira) catherinae</u> <u>Protodorvillea gaspeensis</u> <u>Paraonis n. sp. A</u> <u>Lumbrineris latreilli</u> <u>Tubificoides n. sp. A</u> <u>Tharyx annulosus</u> <u>Aglaophamus circinata</u> <u>Exogone naidena</u>	<u>Ampelisca agassizi</u> <u>Aricidea (Acmira) catherinae</u> <u>Tubificoides n. sp. A</u> <u>Ampharetidae n.g., n. sp. C</u> <u>Paraonis n. sp. A</u> <u>Protodorvillea gaspeensis</u> <u>Euchone hancocki</u> <u>Eclysippe sp. A</u> <u>Aricidea (Allia) suecica</u> <u>Tharyx marioni</u>

TABLE E-13. DOMINANT SPECIES AT REGIONAL STATION 10 FROM JULY 1981 TO JUNE 1984 (M1-M12).

M1 (July 1981)	M5 (July 1982)	M9 (July 1983)
<u>Polygordius sp. A</u> <u>Tanaissus lilljeborgi</u> <u>Echinarachnius parma</u> <u>Protohaustorius wigleyi</u> <u>Exogone hebes</u> <u>Tellina agilis</u> <u>Crangon septemspinosa</u> <u>Rhepoxynius hudsoni</u> <u>Streptosyllis varians</u> <u>Pseudunciola obliquua</u>	<u>Tanaissus lilljeborgi</u> <u>Echinarachnius parma</u> <u>Polygordius sp. A</u> <u>Spisula solidissima</u> <u>Paraonis n. sp. A</u> <u>Spiophanes bombyx</u> <u>Tellina agilis</u> <u>Pseudunciola obliquua</u> <u>Rhepoxynius hudsoni</u> <u>Exogone hebes</u>	<u>Polygordius sp. A</u> <u>Tanaissus lilljeborgi</u> <u>Echinarachnius parma</u> <u>Exogone hebes</u> <u>Schistomeringos caeca</u> <u>Streptosyllis varians</u> <u>Aricidea (Aricidea) wassi</u> <u>Protohaustorius wigleyi</u> <u>Scolecopsis squamata</u> <u>Psammodrillus balanoglossoides</u>
M2 (November 1981)	M6 (November 1982)	M10 (November 1983)
<u>Polygordius sp. A</u> <u>Echinarachnius parma</u> <u>Tanaissus lilljeborgi</u> <u>Rhepoxynius hudsoni</u> <u>Protohaustorius wigleyi</u> <u>Tellina agilis</u> <u>Exogone hebes</u> <u>Paraonis n. sp. A</u> <u>Spisula solidissima</u> <u>Nemertea sp. A</u>	<u>Polygordius sp. A</u> <u>Tanaissus lilljeborgi</u> <u>Echinarachnius parma</u> <u>Protohaustorius wigleyi</u> <u>Rhepoxynius hudsoni</u> <u>Tellina agilis</u> <u>Exogone hebes</u> <u>Streptosyllis varians</u> <u>Nemertea sp. A</u> <u>Paraonis n. sp. A</u>	<u>Polygordius sp. A</u> <u>Tanaissus lilljeborgi</u> <u>Exogone hebes</u> <u>Rhepoxynius hudsoni</u> <u>Echinarachnius parma</u> <u>Paraonis n. sp. A</u> <u>Protohaustorius wigleyi</u> <u>Schistomeringos caeca</u> <u>Olavius tenuissimus</u> <u>Nemertea sp. A</u>
M3 (February 1982)	M7 (February 1983)	M11 (February 1984)
<u>Tanaissus lilljeborgi</u> <u>Polygordius sp. A</u> <u>Echinarachnius parma</u> <u>Protohaustorius wigleyi</u> <u>Rhepoxynius hudsoni</u> <u>Exogone hebes</u> <u>Erichthonius fasciatus</u> <u>Tellina agilis</u> <u>Streptosyllis varians</u> <u>Nemertea sp. A</u>	<u>Polygordius sp. A</u> <u>Echinarachnius parma</u> <u>Tanaissus lilljeborgi</u> <u>Rhepoxynius hudsoni</u> <u>Tellina agilis</u> <u>Schistomeringos caeca</u> <u>Protodrillus sp. A</u> <u>Protohaustorius wigleyi</u> <u>Nemertea sp. A</u> <u>Aglaophamus circinata</u>	<u>Polygordius sp. A</u> <u>Protodrilloides chaetifer</u> <u>Grania n. sp. A</u> <u>Exogone hebes</u> <u>Nemertea sp. E</u> <u>Nemertea sp. B</u> <u>Tanaissus lilljeborgi</u> <u>Phalldrillus coeloprostratus</u> <u>Nemertea sp. Q</u> <u>Spisula solidissima</u>
M4 (May 1982)	M8 (May 1983)	M12 (June 1984)
<u>Polygordius sp. A</u> <u>Echinarachnius parma</u> <u>Tanaissus lilljeborgi</u> <u>Exogone hebes</u> <u>Rhepoxynius hudsoni</u> <u>Protohaustorius wigleyi</u> <u>Streptosyllis varians</u> <u>Schistomeringos caeca</u> <u>Tellina agilis</u> <u>Grania n. sp. B</u>	<u>Polygordius sp. A</u> <u>Echinarachnius parma</u> <u>Tanaissus lilljeborgi</u> <u>Rhepoxynius hudsoni</u> <u>Exogone hebes</u> <u>Protohaustorius wigleyi</u> <u>Paraonis n. sp. A</u> <u>Nemertea sp. A</u> <u>Schistomeringos caeca</u> <u>Aricidea (Aricidea) wassi</u>	<u>Echinarachnius parma</u> <u>Polygordius sp. A</u> <u>Tanaissus lilljeborgi</u> <u>Scolecopsis squamata</u> <u>Exogone hebes</u> <u>Aricidea (Aricidea) wassi</u> <u>Grania n. sp. A</u> <u>Aglaophamus circinata</u> <u>Protodrilloides chaetifer</u> <u>Artica islandica</u>

TABLE E-14. DOMINANT SPECIES AT REGIONAL STATION 11 FROM JULY 1981 TO JUNE 1984 (M1-M12).

M1 (July 1981)	M5 (July 1982)	M9 (July 1983)
<u>Tubificoides n. sp. A</u> <u>Nucula proxima</u> <u>Aglaophamus circinata</u> <u>Nucula delphinodonta</u> <u>Ninoe nigripes</u> <u>Protodorvillea gaspeensis</u> <u>Levinsenia gracilis</u> <u>Polygordius sp. A</u> <u>Rhepoxynius hudsoni</u> <u>Aricidea (Acmira) catherinae</u>	<u>Erichthonius fasciatus</u> <u>Aglaophamus circinata</u> <u>Polygordius sp. A</u> <u>Arctica islandica</u> <u>Echinarachnius parma</u> <u>Tubificoides n. sp. A</u> <u>Ophelina acuminata</u> <u>Nucula proxima</u> <u>Diastylis sculpta</u> <u>Stenopleustes inermis</u>	<u>Erichthonius fasciatus</u> <u>Tubificoides n. sp. A</u> <u>Aglaophamus circinata</u> <u>Arctica islandica</u> <u>Protodorvillea gaspeensis</u> <u>Polygordius sp. A</u> <u>Levinsenia gracilis</u> <u>Phyllodoce mucosa</u> <u>Ninoe nigripes</u> <u>Diastylis quadrispinosa</u>
M2 (November 1981)	M6 (November 1982)	M10 (November 1983)
<u>Polygordius sp. A</u> <u>Tubificoides n. sp. A</u> <u>Rhepoxynius hudsoni</u> <u>Spiophanes bombyx</u> <u>Protodorvillea gaspeensis</u> <u>Nucula proxima</u> <u>Levinsenia gracilis</u> <u>Aglaophamus circinata</u> <u>Phalldrilus biprostratus</u> <u>Nucula delphinodonta</u>	<u>Polygordius sp. A</u> <u>Aglaophamus circinata</u> <u>Tubificoides n. sp. A</u> <u>Rhepoxynius hudsoni</u> <u>Arctica islandica</u> <u>Protodorvillea gaspeensis</u> <u>Tharyx acutus</u> <u>Levinsenia gracilis</u> <u>Eudorella pusilla</u> <u>Nucula delphinodonta</u>	<u>Polygordius sp. A</u> <u>Tubificoides n. sp. A</u> <u>Arctica islandica</u> <u>Levinsenia gracilis</u> <u>Nucula delphinodonta</u> <u>Protodorvillea gaspeensis</u> <u>Aglaophamus circinata</u> <u>Rhepoxynius hudsoni</u> <u>Ampelisca agassizi</u> <u>Ninoe nigripes</u>
M3 (February 1982)	M7 (February 1983)	M11 (February 1984)
<u>Polygordius sp. A</u> <u>Levinsenia gracilis</u> <u>Protodorvillea gaspeensis</u> <u>Tubificoides n. sp. A</u> <u>Nucula proxima</u> <u>Spiophanes bombyx</u> <u>Aglaophamus circinata</u> <u>Ninoe nigripes</u> <u>Rhepoxynius hudsoni</u> <u>Nucula delphinodonta</u>	No Samples Collected	<u>Arctica islandica</u> <u>Aglaophamus circinata</u> <u>Spiophanes bombyx</u> <u>Tubificoides n. sp. A</u> <u>Nucula delphinodonta</u> <u>Protodorvillea gaspeensis</u> <u>Rhepoxynius hudsoni</u> <u>Polygordius sp. A</u> <u>Levinsenia gracilis</u> <u>Ampelisca agassizi</u>
M4 (May 1982)	M8 (May 1983)	M12 (June 1984)
<u>Polygordius sp. A</u> <u>Aglaophamus circinata</u> <u>Echinarachnius parma</u> <u>Tubificoides n. sp. A</u> <u>Ophelina acuminata</u> <u>Nucula proxima</u> <u>Scalibregma inflatum</u> <u>Rhepoxynius hudsoni</u> <u>Levinsenia gracilis</u> <u>Protodorvillea gaspeensis</u>	<u>Aglaophamus circinata</u> <u>Diastylis quadrispinosa</u> <u>Tubificoides n. sp. A</u> <u>Erichthonius fasciatus</u> <u>Arctica islandica</u> <u>Protodorvillea gaspeensis</u> <u>Levinsenia gracilis</u> <u>Diastylis sculpta</u> <u>Eudorella pusilla</u> <u>Rhepoxynius hudsoni</u>	<u>Erichthonius fasciatus</u> <u>Aglaophamus circinata</u> <u>Diastylis quadrispinosa</u> <u>Tubificoides n. sp. A</u> <u>Arctica islandica</u> <u>Spiophanes bombyx</u> <u>Protodorvillea gaspeensis</u> <u>Levinsenia gracilis</u> <u>Polygordius sp. A</u> <u>Bivalvia sp. F</u>

TABLE E-15. DOMINANT SPECIES AT REGIONAL STATION 12 FROM JULY 1981 TO JUNE 1984 (M1-M12).

M1 (July 1981)	M5 (July 1982)	M9 (July 1983)
<u>Ampelisca agassizi</u> <u>Polygordius sp. A</u> <u>Ophelina cylindrica</u> <u>Protodorvillea gaspeensis</u> <u>Exogone hebes</u> <u>Notomastus latericeus</u> <u>Paraonis n. sp. A</u> <u>Unciola irrorata</u> <u>Aricidea (Allia) suecica</u> <u>Aricidea (Acmira) catherinae</u>	<u>Ampelisca agassizi</u> <u>Ophelina cylindrica</u> <u>Unciola irrorata</u> <u>Exogone hebes</u> <u>Protodorvillea gaspeensis</u> <u>Polygordius sp. A</u> <u>Notomastus latericeus</u> <u>Aglaophamus circinata</u> <u>Paraonis n. sp. A</u> <u>Exogone naidena</u>	<u>Ampelisca agassizi</u> <u>Unciola irrorata</u> <u>Protodorvillea gaspeensis</u> <u>Exogone hebes</u> <u>Polygordius sp. A</u> <u>Exogone naidena</u> <u>Chone duneri</u> <u>Paraonis n. sp. A</u> <u>Ophelina cylindrica</u> <u>Aricidea (Allia) suecica</u>
M2 (November 1981)	M6 (November 1982)	M10 (November 1983)
<u>Ampelisca agassizi</u> <u>Polygordius sp. A</u> <u>Ophelina cylindrica</u> <u>Protodorvillea gaspeensis</u> <u>Notomastus latericeus</u> <u>Paraonis n. sp. A</u> <u>Exogone hebes</u> <u>Aricidea (Allia) suecica</u> <u>Aricidea (Acmira) catherinae</u> <u>Unciola irrorata</u>	<u>Ampelisca agassizi</u> <u>Polygordius sp. A</u> <u>Exogone hebes</u> <u>Protodorvillea gaspeensis</u> <u>Ophelina cylindrica</u> <u>Unciola irrorata</u> <u>Notomastus latericeus</u> <u>Aricidea (Acmira) catherinae</u> <u>Chone duneri</u> <u>Paraonis n. sp. A</u>	<u>Ampelisca agassizi</u> <u>Exogone hebes</u> <u>Polygordius sp. A</u> <u>Protodorvillea gaspeensis</u> <u>Unciola irrorata</u> <u>Paraonis n. sp. A</u> <u>Ophelina cylindrica</u> <u>Aricidea (Acmira) catherinae</u> <u>Chone duneri</u> <u>Thyasira sp. B</u>
M3 (February 1982)	M7 (February 1983)	M11 (February 1984)
<u>Ampelisca agassizi</u> <u>Polygordius sp. A</u> <u>Ophelina cylindrica</u> <u>Protodorvillea gaspeensis</u> <u>Notomastus latericeus</u> <u>Exogone hebes</u> <u>Thyasira sp. D</u> <u>Aricidea (Acmira) catherinae</u> <u>Chone duneri</u> <u>Paraonis n. sp. A</u>	No Samples Collected	<u>Ampelisca agassizi</u> <u>Exogone hebes</u> <u>Protodorvillea gaspeensis</u> <u>Paraonis n. sp. A</u> <u>Polygordius sp. A</u> <u>Chone duneri</u> <u>Ophelina cylindrica</u> <u>Aricidea (Acmira) catherinae</u> <u>Thyasira sp. B</u> <u>Unciola irrorata</u>
M4 (May 1982)	M8 (May 1983)	M12 (June 1984)
<u>Ampelisca agassizi</u> <u>Polygordius sp. A</u> <u>Ophelina cylindrica</u> <u>Protodorvillea gaspeensis</u> <u>Exogone hebes</u> <u>Exogone naidena</u> <u>Notomastus latericeus</u> <u>Aglaophamus circinata</u> <u>Paraonis n. sp. A</u> <u>Aricidea (Acmira) catherinae</u>	<u>Ampelisca agassizi</u> <u>Unciola irrorata</u> <u>Protodorvillea gaspeensis</u> <u>Chone duneri</u> <u>Ophelina cylindrica</u> <u>Polygordius sp. A</u> <u>Notomastus latericeus</u> <u>Exogone hebes</u> <u>Thyasira sp. B</u> <u>Aricidea (Acmira) catherinae</u>	<u>Ampelisca agassizi</u> <u>Chone duneri</u> <u>Protodorvillea gaspeensis</u> <u>Exogone hebes</u> <u>Polygordius sp. A</u> <u>Aricidea (Acmira) catherinae</u> <u>Notomastus latericeus</u> <u>Thyasira sp. B</u> <u>Paraonis n. sp. A</u> <u>Euchone hancocki</u>



TABLE E-16. DOMINANT SPECIES AT REGIONAL STATION 13 FROM JULY 1981 TO JUNE 1984 (M1-M12).

M1 (July 1981)	M5 (July 1982)	M9 (July 1983)
<u>Levinsenia gracilis</u> <u>Tubificoides n. sp. A</u> <u>Cossura longocirrata</u> <u>Euchone incolor</u> <u>Ninoe nigripes</u> <u>Mediomastus fragilis</u> <u>Ampelisca agassizi</u> <u>Aricidea (Allia) suecica</u> <u>Aricidea (Acmira) catherinae</u> <u>Nucula proxima</u>	<u>Cossura longocirrata</u> <u>Euchone incolor</u> <u>Levinsenia gracilis</u> <u>Tubificoides n. sp. A</u> <u>Ninoe nigripes</u> <u>Aricidea (Acmira) catherinae</u> <u>Ampelisca agassizi</u> <u>Mediomastus fragilis</u> <u>Nephtys incisa</u> <u>Lumbrineris impatiens</u>	<u>Cossura longocirrata</u> <u>Levinsenia gracilis</u> <u>Tubificoides n. sp. A</u> <u>Ninoe nigripes</u> <u>Ampelisca agassizi</u> <u>Euchone incolor</u> <u>Aricidea (Acmira) catherinae</u> <u>Lumbrineris impatiens</u> <u>Photis pollex</u> <u>Aricidea (Allia) suecica</u>
M2 (November 1981)	M6 (November 1982)	M10 (November 1983)
<u>Cossura longocirrata</u> <u>Tubificoides n. sp. A</u> <u>Levinsenia gracilis</u> <u>Euchone incolor</u> <u>Ninoe nigripes</u> <u>Ampelisca agassizi</u> <u>Mediomastus fragilis</u> <u>Aricidea (Acmira) catherinae</u> <u>Aricidea (Allia) suecica</u> <u>Nucula proxima</u>	<u>Cossura longocirrata</u> <u>Levinsenia gracilis</u> <u>Tubificoides n. sp. A</u> <u>Ampelisca agassizi</u> <u>Ninoe nigripes</u> <u>Euchone incolor</u> <u>Aricidea (Acmira) catherinae</u> <u>Mediomastus fragilis</u> <u>Lumbrineris impatiens</u> <u>Aricidea (Allia) suecica</u>	<u>Cossura longocirrata</u> <u>Levinsenia gracilis</u> <u>Tubificoides n. sp. A</u> <u>Ampelisca agassizi</u> <u>Euchone incolor</u> <u>Ninoe nigripes</u> <u>Aricidea (Acmira) catherinae</u> <u>Aricidea (Allia) suecica</u> <u>Lumbrineris impatiens</u> <u>Metopella angusta</u>
M3 (February 1982)	M7 (February 1983)	M11 (February 1984)
<u>Cossura longocirrata</u> <u>Levinsenia gracilis</u> <u>Tubificoides n. sp. A</u> <u>Ampelisca agassizi</u> <u>Euchone incolor</u> <u>Ninoe nigripes</u> <u>Aricidea (Acmira) catherinae</u> <u>Mediomastus fragilis</u> <u>Lumbrineris impatiens</u> <u>Aricidea (Allia) suecica</u>	<u>Cossura longocirrata</u> <u>Levinsenia gracilis</u> <u>Ampelisca agassizi</u> <u>Tubificoides n. sp. A</u> <u>Ninoe nigripes</u> <u>Aricidea (Acmira) catherinae</u> <u>Euchone incolor</u> <u>Lumbrineris impatiens</u> <u>Nephtys incisa</u> <u>Mediomastus fragilis</u>	<u>Cossura longocirrata</u> <u>Levinsenia gracilis</u> <u>Tubificoides n. sp. A</u> <u>Ampelisca agassizi</u> <u>Euchone incolor</u> <u>Ninoe nigripes</u> <u>Aricidea (Acmira) catherinae</u> <u>Terebellides stroemi</u> <u>Aricidea (Allia) suecica</u> <u>Nucula proxima</u>
M4 (May 1982)	M8 (May 1983)	M12 (June 1984)
<u>Tubificoides n. sp. A</u> <u>Euchone incolor</u> <u>Levinsenia gracilis</u> <u>Cossura longocirrata</u> <u>Ampelisca agassizi</u> <u>Ninoe nigripes</u> <u>Mediomastus fragilis</u> <u>Aricidea (Acmira) catherinae</u> <u>Micropthalmus listensis</u> <u>Aricidea (Allia) suecica</u>	<u>Cossura longocirrata</u> <u>Levinsenia gracilis</u> <u>Tubificoides n. sp. A</u> <u>Ampelisca agassizi</u> <u>Ninoe nigripes</u> <u>Aricidea (Acmira) catherinae</u> <u>Euchone incolor</u> <u>Lumbrineris impatiens</u> <u>Aricidea (Allia) suecica</u> <u>Mediomastus fragilis</u>	<u>Levinsenia gracilis</u> <u>Cossura longocirrata</u> <u>Euchone incolor</u> <u>Ampelisca agassizi</u> <u>Tubificoides n. sp. A</u> <u>Ninoe nigripes</u> <u>Aricidea (Acmira) catherinae</u> <u>Stenopleustes inermis</u> <u>Terebellides stroemi</u> <u>Lumbrineris impatiens</u>

TABLE E-17. DOMINANT SPECIES AT REGIONAL STATION 13A FROM JULY 1982 TO JUNE 1984 (M5-M12).

M1 (July 1981)	M5 (July 1982)	M9 (July 1983)
No Samples Collected	<u>Ampelisca agassizi</u> <u>Aricidea (Allia) suecica</u> <u>Exogone verugera</u> <u>Cossura longocirrata</u> <u>Tharyx annulosus</u> <u>Tubificoides n. sp. A</u> <u>Tharyx acutus</u> <u>Euchone incolor</u> <u>Terebellides stroemi</u> <u>Protodorvillea gaspeensis</u>	<u>Ampelisca agassizi</u> <u>Aricidea (Allia) suecica</u> <u>Cossura longocirrata</u> <u>Myriochele sp. A</u> <u>Tharyx annulosus</u> <u>Tubificoides n. sp. A</u> <u>Exogone verugera</u> <u>Protodorvillea gaspeensis</u> <u>Terebellides stroemi</u> <u>Harpinia propinqua</u>
M2 (November 1981)	M6 (November 1982)	M10 (November 1983)
No Samples Collected	<u>Ampelisca agassizi</u> <u>Aricidea (Allia) suecica</u> <u>Tharyx annulosus</u> <u>Cossura longocirrata</u> <u>Tubificoides n. sp. A</u> <u>Exogone verugera</u> <u>Myriochele sp. A</u> <u>Protodorvillea gaspeensis</u> <u>Terebellides stroemi</u> <u>Tharyx acutus</u>	<u>Ampelisca agassizi</u> <u>Aricidea (Allia) suecica</u> <u>Myriochele sp. A</u> <u>Cossura longocirrata</u> <u>Tharyx annulosus</u> <u>Tubificoides n. sp. A</u> <u>Maldanidae sp. G</u> <u>Protodorvillea gaspeensis</u> <u>Exogone verugera</u> <u>Terebellides stroemi</u>
M3 (February 1982)	M7 (February 1983)	M11 (February 1984)
No Samples Collected	No Samples Collected	<u>Ampelisca agassizi</u> <u>Aricidea (Allia) suecica</u> <u>Cossura longocirrata</u> <u>Tubificoides n. sp. A</u> <u>Spiochaetopterus oculatus</u> <u>Myriochele sp. A</u> <u>Tharyx annulosus</u> <u>Protodorvillea gaspeensis</u> <u>Maldanidae sp. G</u> <u>Exogone verugera</u>
M4 (May 1982)	M8 (May 1983)	M12 (June 1984)
No Samples Collected	<u>Ampelisca agassizi</u> <u>Aricidea (Allia) suecica</u> <u>Cossura longocirrata</u> <u>Tubificoides n. sp. A</u> <u>Tharyx annulosus</u> <u>Myriochele sp. A</u> <u>Exogone verugera</u> <u>Protodorvillea gaspeensis</u> <u>Terebellides stroemi</u> <u>Harpinia propinqua</u>	<u>Ampelisca agassizi</u> <u>Aricidea (Allia) suecica</u> <u>Cossura longocirrata</u> <u>Spiochaetopterus oculatus</u> <u>Myriochele sp. A</u> <u>Tharyx annulosus</u> <u>Maldanidae sp. G</u> <u>Tubificoides n. sp. A</u> <u>Protodorvillea gaspeensis</u> <u>Erichthorius fasciatus</u>

TABLE E-18. DOMINANT SPECIES AT REGIONAL STATION 14A FROM JULY 1982 TO JUNE 1984 (M5-M12).

M1 (July 1981)	M5 (July 1982)	M9 (July 1983)
No Samples Collected	<u>Tharyx annulosus</u> <u>Euchone incolor</u> <u>Nuculana messanensis</u> <u>Ophiura robusta</u> <u>Terebellides stroemi</u> <u>Protodorvillea gaspeensis</u> <u>Lumbrineris sp. C</u> <u>Paradoneis lyra</u> <u>Spiophanes kroeyeri</u> <u>Cossura longocirrata</u>	<u>Tharyx annulosus</u> <u>Euchone incolor</u> <u>Ophiura robusta</u> <u>Protodorvillea gaspeensis</u> <u>Nuculana messanensis</u> <u>Ophelina abranchiata</u> <u>Paradoneis lyra</u> <u>Cossura longocirrata</u> <u>Nemertea sp. A</u> <u>Alvania pelagica</u>
M2 (November 1981)	M6 (November 1982)	M10 (November 1983)
No Samples Collected	<u>Tharyx annulosus</u> <u>Euchone incolor</u> <u>Protodorvillea gaspeensis</u> <u>Paradoneis lyra</u> <u>Terebellides stroemi</u> <u>Ophiura robusta</u> <u>Cossura longocirrata</u> <u>Nuculana messanensis</u> <u>Lumbrineris sp. C</u> <u>Paramphinome jeffreysii</u>	No Samples Collected
M3 (February 1982)	M7 (February 1983)	M11 (February 1984)
No Samples Collected	<u>Tharyx annulosus</u> <u>Euchone incolor</u> <u>Terebellides stroemi</u> <u>Nuculana messanensis</u> <u>Protodorvillea gaspeensis</u> <u>Cossura longocirrata</u> <u>Thyasira sp. C</u> <u>Ophelina abranchiata</u> <u>Anobothrus gracilis</u> <u>Barantolla sp. A</u>	No Samples Collected
M4 (May 1982)	M8 (May 1983)	M12 (June 1984)
No Samples Collected	<u>Tharyx annulosus</u> <u>Euchone incolor</u> <u>Protodorvillea gaspeensis</u> <u>Paradoneis lyra</u> <u>Terebellides stroemi</u> <u>Nuculana messanensis</u> <u>Lumbrineris sp. C</u> <u>Barantolla sp. A</u> <u>Anobothrus gracilis</u> <u>Nemertea sp. A</u>	No Samples Collected

TABLE E-19. DOMINANT SPECIES AT REGIONAL STATION 15 FROM JULY 1981 TO MAY 1982 (M1-M4).

M1 (July 1981)	M5 (July 1982)	M9 (July 1983)
<u>Exogone hebes</u> <u>Phallodrilus biprostatu</u> <u>Polygordius sp. A</u> <u>Grania n. sp. A</u> <u>Nemertea sp. B</u> <u>Streptosyllis websteri</u> <u>Parapionosyllis longicirrata</u> <u>Syllides benedicti</u> <u>Schistomeringos caeca</u> <u>Cauleriella n. sp. B</u>	No Samples Collected	No Samples Collected
<b>M2 (November 1981)</b> <u>Exogone hebes</u> <u>Spisula solidissima</u> <u>Polygordius sp. A</u> <u>Tanaissus lilljeborgi</u> <u>Streptosyllis websteri</u> <u>Phallodrilus biprostatu</u> <u>Grania n. sp. A</u> <u>Nemertea sp. C</u> <u>Parapionosyllis longicirrata</u> <u>Grania n. sp. C</u>	M6 (November 1982)	M10 (November 1983)
	No Samples Collected	No Samples Collected
<b>M3 (February 1982)</b> <u>Spisula solidissima</u> <u>Tanaissus lilljeborgi</u> <u>Exogone hebes</u> <u>Polygordius sp. A</u> <u>Nemertea sp. E</u> <u>Protohaustorius wigleyi</u> <u>Aricidea (Acmira) catherinae</u> <u>Cauleriella n. sp. B</u> <u>Syllides benedicti</u> <u>Phallodrilus biprostatu</u>	M7 (February 1983)	M11 (February 1984)
	No Samples Collected	No Samples Collected
<b>M4 (May 1982)</b> <u>Echinarachnius parma</u> <u>Exogone hebes</u> <u>Spisula solidissima</u> <u>Tanaissus lilljeborgi</u> <u>Polygordius sp. A</u> <u>Scolelepis squamata</u> <u>Nemertea sp. E</u> <u>Phallodrilus biprostatu</u> <u>Grania n. sp. A</u> <u>Exogone verugera</u>	M8 (May 1983)	M12 (June 1984)
	No Samples Collected	No Samples Collected

TABLE E-20. DOMINANT SPECIES AT REGIONAL STATION 16 FROM JULY 1981 TO JUNE 1984 (M1-M12).

**M1 (July 1981)**

Paradoneis n. sp. A  
Phallo-drilus biprostatu-s  
Notomastus latericeus  
Tharyx nr. monilaris  
Protodorvillea gaspeensis  
Polycirrus sp. A  
Tharyx marioni  
Aricidea (Allia) n. sp. A  
Exogone hebes  
Ampelisca agassizi

**M2 (November 1981)**

Paradoneis n. sp. A  
Notomastus latericeus  
Polycirrus sp. A  
Tharyx nr. monilaris  
Phallo-drilus biprostatu-s  
Tharyx marioni  
Polygordius sp. A  
Ampelisca agassizi  
Aricidea (Ac-mira) catherinae  
Wireniidae spp.

**M3 (February 1982)**

Paradoneis n. sp. A  
Polycirrus sp. A  
Notomastus latericeus  
Tharyx nr. monilaris  
Phallo-drilus biprostatu-s  
Enteropneusta sp. E  
Ampelisca agassizi  
Protodorvillea gaspeensis  
Tharyx marioni  
Tharyx annulosus

**M4 (May 1982)**

Paradoneis n. sp. A  
Polycirrus sp. A  
Phallo-drilus biprostatu-s  
Notomastus latericeus  
Protodorvillea gaspeensis  
Chone duneri  
Tharyx annulosus  
Tharyx marioni  
Polygordius sp. A  
Enteropneusta sp. E

**M5 (July 1982)**

Chone duneri  
Notomastus latericeus  
Paradoneis n. sp. A  
Polycirrus sp. F  
Enteropneusta sp. E  
Ampelisca agassizi  
Wireniidae spp.  
Lumbrineris latreilli  
Tharyx marioni  
Chaetozone n. sp. B

**M6 (November 1982)**

Chone duneri  
Paradoneis n. sp. A  
Notomastus latericeus  
Polycirrus sp. F  
Tharyx annulosus  
Aricidea (Ac-mira) neosuecica  
Tharyx marioni  
Enteropneusta sp. E  
Lumbrineris latreilli  
Chaetozone n. sp. B

**M7 (February 1983)**

Paradoneis n. sp. A  
Chone duneri  
Notomastus latericeus  
Enteropneusta sp. E  
Ampelisca agassizi  
Phallo-drilus biprostatu-s  
Schistomeringos caeca  
Tharyx annulosus  
Wireniidae spp.  
Polycirrus sp. F

**M8 (May 1983)**

Paradoneis n. sp. A  
Chone duneri  
Notomastus latericeus  
Enteropneusta sp. E  
Ampelisca agassizi  
Tharyx marioni  
Tharyx annulosus  
Lumbrineris latreilli  
Chaetozone n. sp. B  
Schistomeringos caeca

**M9 (July 1983)**

Chone duneri  
Paradoneis n. sp. A  
Notomastus latericeus  
Aricidea (Ac-mira) neosuecica  
Chaetozone n. sp. B  
Polycirrus sp. F  
Ampelisca agassizi  
Lumbrineris latreilli  
Tharyx marioni  
Protodorvillea gaspeensis

**M10 (November 1983)**

Chone duneri  
Paradoneis n. sp. A  
Notomastus latericeus  
Enteropneusta sp. E  
Tharyx marioni  
Chaetozone n. sp. B  
Tharyx annulosus  
Aricidea (Ac-mira) neosuecica  
Schistomeringos caeca  
Lumbrineris latreilli

**M11 (February 1984)**

Chone duneri  
Paradoneis n. sp. A  
Tharyx marioni  
Notomastus latericeus  
Cirro-phorus furcatus  
Enteropneusta sp. E  
Aricidea (Ac-mira) neosuecica  
Ampelisca agassizi  
Chaetozone n. sp. B  
Schistomeringos caeca

**M12 (June 1984)**

Paradoneis n. sp. A  
Tharyx annulosus  
Tharyx marioni  
Ampelisca agassizi  
Notomastus latericeus  
Chone duneri  
Enteropneusta sp. E  
Aricidea (Ac-mira) neosuecica  
Protodorvillea gaspeensis  
Thyasira sp. B

TABLE E-21. DOMINANT SPECIES AT REGIONAL STATION 17 FROM JULY 1981 TO JUNE 1984 (M1-M12).

M1 (July 1981)	M5 (July 1982)	M9 (July 1983)
<u>Paradoneis n. sp. A</u> <u>Phallodrilus biprostatatus</u> <u>Tharyx nr. monilaris</u> <u>Notomastus latericeus</u> <u>Euchone incolor</u> <u>Aricidea (Acmira) catherinae</u> <u>Aricidea (Allia) n. sp. A</u> <u>Polycirrus sp. A</u> <u>Schistomeringos caeca</u> <u>Adelodrilus inopinatus</u>	<u>Paradoneis n. sp. A</u> <u>Chone duneri</u> <u>Tharyx marioni</u> <u>Notomastus latericeus</u> <u>Polycirrus sp. F</u> <u>Wireniidae spp.</u> <u>Phallodrilus biprostatatus</u> <u>Aricidea (Acmira) neosuecica</u> <u>Enteropneusta sp. E</u> <u>Chaetozone n. sp. B</u>	Samples Archived
M2 (November 1981)	M6 (November 1982)	M10 (November 1983)
<u>Paradoneis n. sp. A</u> <u>Polycirrus sp. A</u> <u>Phallodrilus biprostatatus</u> <u>Notomastus latericeus</u> <u>Tharyx nr. monilaris</u> <u>Aricidea (Allia) n. sp. A</u> <u>Polygordius sp. A</u> <u>Enteropneusta sp. E</u> <u>Sphaerosyllis cf. brevifrons</u> <u>Chone infundibuliformis</u>	<u>Paradoneis n. sp. A</u> <u>Chone duneri</u> <u>Notomastus latericeus</u> <u>Polycirrus sp. F</u> <u>Tharyx marioni</u> <u>Wireniidae spp.</u> <u>Scoloplos acmeceps</u> <u>Tharyx nr. monilaris</u> <u>Phallodrilus biprostatatus</u> <u>Aricidea (Acmira) neosuecica</u>	Samples Archived
M3 (February 1982)	M7 (February 1983)	M11 (February 1984)
<u>Paradoneis n. sp. A</u> <u>Tharyx nr. monilaris</u> <u>Phallodrilus biprostatatus</u> <u>Notomastus latericeus</u> <u>Polycirrus sp. A</u> <u>Polygordius sp. A</u> <u>Tharyx marioni</u> <u>Tharyx annulosus</u> <u>Protodorvillea gaspeensis</u> <u>Aricidea (Acmira) neosuecica</u>	<u>Paradoneis n. sp. A</u> <u>Notomastus latericeus</u> <u>Chone duneri</u> <u>Tharyx marioni</u> <u>Tubificoides n. sp. A</u> <u>Ampelisca agassizi</u> <u>Enteropneusta sp. E</u> <u>Polycirrus sp. F</u> <u>Thyasira sp. B</u> <u>Aricidea (Acmira) neosuecica</u>	Samples Archived
M4 (May 1982)	M8 (May 1983)	M12 (June 1984)
<u>Paradoneis n. sp. A</u> <u>Notomastus latericeus</u> <u>Polycirrus sp. A</u> <u>Tharyx marioni</u> <u>Phallodrilus biprostatatus</u> <u>Tharyx nr. monilaris</u> <u>Polygordius sp. A</u> <u>Tharyx annulosus</u> <u>Enteropneusta sp. E</u> <u>Polydora blakei</u>	<u>Paradoneis n. sp. A</u> <u>Notomastus latericeus</u> <u>Chone duneri</u> <u>Tharyx marioni</u> <u>Polycirrus sp. F</u> <u>Enteropneusta sp. E</u> <u>Aricidea (Acmira) neosuecica</u> <u>Spio cf. armata</u> <u>Wireniidae spp.</u> <u>Schistomeringos caeca</u>	Samples Archived

TABLE E-22. DOMINANT SPECIES AT REGIONAL STATION 18 FROM JULY 1981 TO JUNE 1984 (M1-M12).

M1 (July 1981)	M5 (July 1982)	M9 (July 1983)
<u>Ampelisca agassizi</u> <u>Paraonis n. sp. A</u> <u>Thyasira sp. B</u> <u>Protodorvillea gaspeensis</u> <u>Wireniidae spp.</u> <u>Prionospio cirrifera</u> <u>Aglaophamus circinata</u> <u>Notomastus latericeus</u> <u>Tharyx annulosus</u> <u>Aricidea (Acmira) neosuecica</u>	<u>Ampelisca agassizi</u> <u>Chaetozone n. sp. B</u> <u>Lumbrineris latreilli</u> <u>Wireniidae spp.</u> <u>Thyasira sp. B</u> <u>Unciola irrorata</u> <u>Notomastus latericeus</u> <u>Aricidea (Acmira) catherinae</u> <u>Tharyx annulosus</u> <u>Aricidea (Acmira) neosuecica</u>	Samples Archived
M2 (November 1981)	M6 (November 1982)	M10 (November 1983)
<u>Ampelisca agassizi</u> <u>Tharyx annulosus</u> <u>Paraonis n. sp. A</u> <u>Aricidea (Acmira) neosuecica</u> <u>Aricidea (Acmira) catherinae</u> <u>Tharyx nr. monilaris</u> <u>Notomastus latericeus</u> <u>Enteropneusta sp. E</u> <u>Lumbrineris latreilli</u> <u>Polygordius sp. A</u>	<u>Ampelisca agassizi</u> <u>Chaetozone n. sp. B</u> <u>Lumbrineris latreilli</u> <u>Thyasira sp. B</u> <u>Enteropneusta sp. E</u> <u>Notomastus latericeus</u> <u>Aricidea (Acmira) catherinae</u> <u>Tharyx annulosus</u> <u>Wireniidae spp.</u> <u>Aricidea (Acmira) neosuecica</u>	Samples Archived
M3 (February 1982)	M7 (February 1983)	M11 (February 1984)
<u>Ampelisca agassizi</u> <u>Thyasira sp. B</u> <u>Tharyx annulosus</u> <u>Aricidea (Acmira) catherinae</u> <u>Paraonis n. sp. A</u> <u>Notomastus latericeus</u> <u>Lumbrineris latreilli</u> <u>Aricidea (Acmira) neosuecica</u> <u>Prionospio cirrifera</u> <u>Polygordius sp. A</u>	<u>Ampelisca agassizi</u> <u>Notomastus latericeus</u> <u>Tharyx annulosus</u> <u>Chaetozone n. sp. B</u> <u>Thyasira sp. B</u> <u>Enteropneusta sp. E</u> <u>Aricidea (Acmira) catherinae</u> <u>Aricidea (Acmira) neosuecica</u> <u>Lumbrineris latreilli</u> <u>Wireniidae spp.</u>	Samples Archived
M4 (May 1982)	M8 (May 1983)	M12 (June 1984)
<u>Ampelisca agassizi</u> <u>Tharyx annulosus</u> <u>Chaetozone n. sp. B</u> <u>Lumbrineris latreilli</u> <u>Tharyx nr. monilaris</u> <u>Notomastus latericeus</u> <u>Aricidea (Acmira) catherinae</u> <u>Prionospio cirrifera</u> <u>Paraonis n. sp. A</u> <u>Aricidea (Acmira) neosuecica</u>	<u>Ampelisca agassizi</u> <u>Notomastus latericeus</u> <u>Chaetozone n. sp. B</u> <u>Aricidea (Acmira) neosuecica</u> <u>Tharyx annulosus</u> <u>Aricidea (Acmira) catherinae</u> <u>Lumbrineris latreilli</u> <u>Thyasira sp. B</u> <u>Tharyx marioni</u> <u>Enteropneusta sp. E</u>	Samples Archived

## **APPENDIX F**



TABLE F-1. COMMUNITY PARAMETERS FOR REGIONAL STATIONS CALCULATED FOR EACH CRUISE, WITH ALL REPLICATES COMBINED.

Sta.	Cruise	Total Indiv.	Total Species	Species per 100	Species per 1000	Shannon-Wiener Diversity (H')	Evenness (E)
1	M1	1875	73	22.5	58.3	3.96	0.640
	M2	1172	48	21.7	46.1	3.87	0.693
	M3	1821	49	14.5	37.5	3.24	0.576
	M4	1017	49	20.0	48.7	3.80	0.677
	M5	1120	50	20.7	48.4	3.90	0.690
	M6	2010	45	15.6	36.0	3.33	0.606
	M7	1548	51	18.6	43.5	3.73	0.658
	M8	1459	53	17.7	45.5	3.05	0.532
	M9	3016	64	17.8	42.0	3.27	0.545
	M10	1394	53	19.4	46.9	3.56	0.621
	M11	1192	55	22.0	51.8	3.76	0.650
	M12	2470	52	20.0	42.3	3.80	0.667
2	M1	2160	94	30.4	74.7	4.67	0.713
	M2	2155	88	28.8	68.4	4.36	0.676
	M3	2766	86	25.8	61.1	4.00	0.623
	M4	2849	78	23.3	56.7	3.87	0.616
	M5	3807	94	29.2	65.1	4.48	0.684
	M6	4319	91	27.6	64.3	4.22	0.648
	M7	4543	89	25.3	57.0	4.02	0.621
	M8	4122	87	26.8	58.0	4.19	0.650
	M9	4629	95	22.4	63.5	3.27	0.498
	M10	5735	89	27.6	65.4	4.00	0.617
	M11	2200	85	29.4	67.7	4.52	0.706
	M12	1781	82	33.4	73.0	4.76	0.750
3	M1	2129	139	40.9	111.3	5.51	0.774
	M2	1212	104	38.9	98.6	5.14	0.768
	M3	2169	117	39.1	95.9	5.32	0.774
	M4	2256	127	37.9	99.9	5.31	0.760
	M5	3191	147	39.2	105.6	5.35	0.743
	M6	2881	113	32.3	87.2	4.57	0.670
	M7	2456	116	34.1	90.1	4.74	0.691
	M8	2511	123	38.4	95.0	5.33	0.768
	M9	2845	129	37.2	94.8	5.22	0.745
	M10	2398	123	38.0	94.5	5.20	0.749
	M11	1876	108	36.4	88.1	5.11	0.756
	M12	1527	105	36.4	93.5	5.04	0.750

TABLE F-1. (Continued)

Sta.	Cruise	Total Individ.	Total Species	Species per 100	Species per 1000	Shannon-Wiener Diversity (H')	Evenness (E)	
4	M1	2901	43	11.0	29.3	2.61	0.480	
	M2	2914	41	12.4	27.9	2.72	0.507	
	M3	2978	43	10.3	26.9	2.42	0.446	
	M4	2354	32	8.8	22.3	2.20	0.440	
	M5	3911	52	11.9	32.1	2.46	0.432	
	M6	7024	42	6.7	16.6	1.11	0.206	
	M7			NO SAMPLE				
	M8	3489	45	10.4	27.9	2.00	0.364	
	M9	3967	46	11.3	28.1	1.94	0.351	
	M10	3031	43	10.8	28.1	2.09	0.386	
	M11	1769	34	10.7	26.8	2.40	0.471	
	M12	1847	51	15.7	40.5	3.07	0.541	
5	M1	5299	90	25.6	58.3	4.33	0.667	
	M2	4140	81	27.8	57.3	4.56	0.719	
	M3	4807	83	27.1	58.2	4.41	0.692	
	M4	8015	90	26.5	54.7	4.39	0.676	
	M5	9135	110	27.9	64.5	4.50	0.664	
	M6	5812	92	26.5	59.5	4.26	0.653	
	M7	7727	96	25.1	57.4	4.06	0.617	
	M8	7291	109	27.6	63.8	4.48	0.661	
	M9	7319	122	30.0	72.4	4.65	0.671	
	M10	6314	109	29.1	68.9	4.51	0.666	
	M11	7904	110	23.6	62.3	3.78	0.557	
	M12	7755	120	27.0	67.7	4.36	0.632	
6	M1	3916	134	30.8	87.2	4.10	0.581	
	M2	4354	128	28.8	78.8	4.30	0.610	
	M3	4396	114	25.4	74.8	3.91	0.572	
	M4	4022	115	30.4	76.9	4.53	0.662	
	M5	2868	135	36.1	93.0	4.98	0.703	
	M6	4904	122	28.2	78.9	4.11	0.593	
	M7	3284	110	30.1	78.3	4.47	0.660	
	M8	2482	113	34.2	86.1	4.80	0.703	
	M9	2889	128	35.9	93.8	4.94	0.705	
	M10	2545	123	36.6	92.0	5.09	0.733	
	M11	3204	116	31.2	81.2	4.40	0.642	
	M12	2393	112	33.1	86.4	4.72	0.694	

TABLE F-1. (Continued)

Sta.	Cruise	Total Indiv.	Total Species	Species per 100	Species per 1000	Shannon-Wiener Diversity (H')	Evenness (E)
7	M1	1420	130	44.4	116.9	5.74	0.818
	M2	2492	122	37.6	90.0	5.29	0.764
	M3	2301	117	36.1	88.6	5.25	0.764
	M4	2465	133	38.9	97.9	5.37	0.761
7A	M5	2493	88	28.5	66.9	4.46	0.691
	M6	3134	111	30.3	76.1	4.73	0.697
	M7	2937	102	29.3	74.4	4.61	0.692
	M8	1813	87	29.3	71.8	4.59	0.713
	M9	4492	125	32.3	78.6	4.91	0.705
	M10	3930	118	31.1	77.6	4.81	0.699
	M11	4045	106	31.3	71.8	4.83	0.718
	M12	3317	109	31.1	75.9	4.83	0.714
8	M1	1824	96	29.3	78.9	3.95	0.600
	M2	1953	101	29.8	80.3	4.27	0.641
	M3	2454	104	26.1	73.8	3.90	0.582
	M4	1388	87	28.1	75.7	3.97	0.617
	M5	2388	111	29.8	81.0	4.47	0.658
	M6	1575	87	29.2	75.3	4.29	0.666
	M7	2052	110	30.7	86.2	4.22	0.623
	M8	1987	103	28.8	80.3	4.07	0.609
	M9	2169	112	33.7	89.6	4.58	0.673
	M10	1630	105	32.2	90.5	4.44	0.662
	M11	2291	107	30.9	82.7	4.32	0.640
	M12	1735	101	33.1	87.6	4.58	0.688
9	M1	2952	133	31.1	88.8	3.92	0.555
	M2	2438	101	28.9	78.5	4.09	0.614
	M3	2834	107	28.7	77.5	3.97	0.589
	M4	3131	110	28.1	77.9	3.75	0.553
	M5	2832	111	32.3	80.9	4.23	0.622
	M6	2393	96	32.1	76.2	4.51	0.685
	M7			NO SAMPLE			
	M8	2180	116	34.2	89.3	4.62	0.674
	M9	2914	114	34.1	84.3	4.79	0.700
	M10	2593	116	35.8	88.1	5.04	0.735
	M11	2644	100	32.4	76.1	4.71	0.709
	M12	3106	107	34.4	78.8	4.83	0.716

TABLE F-1. (Continued)

Sta.	Cruise	Total Indiv.	Total Species	Species per 100	Species per 1000	Shannon- Wiener Diversity (H')	Evenness (E)	
10	M1	1275	53	19.8	49.0	3.58	0.625	
	M2	4868	48	10.1	27.7	1.58	0.284	
	M3	1735	64	18.2	52.2	3.33	0.556	
	M4	798	47	20.4	*	3.68	0.662	
	M5	1728	63	24.1	53.4	3.93	0.658	
	M6	14041	55	6.5	21.2	0.72	0.124	
	M7	6129	54	9.6	29.5	1.15	0.199	
	M8	6829	67	8.7	29.3	1.13	0.186	
	M9	4261	61	16.2	42.5	2.43	0.410	
	M10	6191	66	11.0	34.3	1.33	0.219	
	M11	815	49	21.4	*	3.66	0.652	
	M12	2362	61	21.4	48.7	3.47	0.584	
11	M1	1451	88	28.8	76.0	4.58	0.709	
	M2	1133	54	20.6	51.5	3.45	0.599	
	M3	967	66	25.0	*	4.25	0.703	
	M4	2144	59	20.1	46.3	3.90	0.664	
	M5	2661	79	25.2	57.4	4.26	0.675	
	M6	1642	59	19.0	49.7	2.74	0.466	
	M7				NO SAMPLE			
	M8	1026	75	27.5	74.3	4.49	0.721	
	M9	1848	79	25.2	63.5	4.13	0.656	
	M10	1411	63	21.2	56.6	3.89	0.651	
	M11	902	60	23.4	*	4.05	0.685	
	M12	2381	85	22.2	60.9	3.44	0.537	
12	M1	5748	140	23.7	77.0	3.19	0.448	
	M2	4360	121	21.9	69.6	3.05	0.441	
	M3	4864	122	25.4	75.6	3.40	0.490	
	M4	4931	121	26.8	76.0	3.72	0.538	
	M5	5269	142	30.9	89.3	4.20	0.587	
	M6	4785	139	28.7	81.4	3.96	0.556	
	M7				NO SAMPLE			
	M8	6061	126	20.7	67.3	2.52	0.361	
	M9	6252	119	22.4	67.1	2.86	0.416	
	M10	5998	136	26.6	77.8	3.38	0.477	
	M11	5899	128	24.3	75.8	3.11	0.444	
	M12	3670	114	26.4	75.5	3.56	0.521	

TABLE F-1. (Continued)

Sta.	Cruise	Total Individ.	Total Species	Species per 100	Species per 1000	Shannon-Wiener Diversity (H')	Evenness (E)
13	M1	6450	105	18.7	53.2	3.56	0.531
	M2	8840	91	17.6	47.8	3.48	0.535
	M3	10067	97	19.6	51.4	3.77	0.571
	M4	3268	77	21.2	55.3	3.72	0.593
	M5	11961	98	19.0	48.6	3.69	0.558
	M6	10267	100	18.6	48.5	3.64	0.548
	M7	9600	87	18.0	44.3	3.58	0.556
	M8	8882	103	19.8	53.8	3.68	0.551
	M9	8800	109	20.9	56.3	3.81	0.562
	M10	11746	97	18.6	46.7	3.61	0.546
	M11	10071	100	19.0	50.2	3.58	0.539
	M12	9467	104	21.5	56.3	3.88	0.579
13A	M5	5082	87	21.9	52.2	3.86	0.599
	M6	7295	84	20.0	47.7	3.51	0.548
	M7			NO SAMPLE			
	M8	5361	93	23.2	57.5	3.84	0.587
	M9	5709	106	25.7	63.2	4.05	0.602
	M10	5091	84	20.1	52.4	3.50	0.547
	M11	5500	90	21.9	56.4	3.70	0.570
	M12	9467	104	21.5	56.3	3.88	0.579
14A	M5	1994	109	33.9	88.1	4.81	0.710
	M6	1809	98	30.8	79.9	4.45	0.673
	M7	1150	89	33.3	85.0	4.55	0.703
	M8	1618	96	29.9	82.7	4.32	0.657
	M9	1473	102	32.3	89.5	4.68	0.701
15	M1	2857	62	17.6	41.0	2.69	0.453
	M2	1254	68	24.9	62.9	3.77	0.620
	M3	469	38	21.4	*	3.54	0.675
	M4	949	51	19.4	*	3.25	0.573
16	M1	948	113	41.4	*	5.41	0.793
	M2	851	95	37.3	*	5.18	0.788
	M3	1448	93	33.4	81.4	4.88	0.747
	M4	1257	95	35.8	87.9	5.12	0.780
	M5	2178	126	38.4	98.5	5.36	0.768
	M6	2043	119	37.0	95.1	5.11	0.741
	M7	1819	120	37.7	96.6	5.31	0.769
	M8	2057	110	35.2	86.7	5.08	0.750
	M9	2151	129	40.1	102.7	5.44	0.776
	M10	2529	114	34.2	85.8	4.91	0.719
	M11	2042	119	36.4	95.6	5.22	0.757
	M12	2304	119	37.3	92.0	5.30	0.769

TABLE F-1. (Continued)

Sta.	Cruise	Total Indiv.	Total Species	Species per 100	Species per 1000	Shannon-Wiener Diversity (H')	Evenness (E)
17	M1	338	76	42.5	*	5.23	0.837
	M2	681	84	37.6	*	5.08	0.795
	M3	1054	96	37.4	94.4	5.21	0.790
	M4	771	97	39.7	*	5.26	0.797
	M5	1700	131	40.9	108.4	5.46	0.776
	M6	1397	103	39.0	93.0	5.22	0.780
	M7	1322	93	33.9	84.4	5.08	0.776
	M8	1954	117	39.7	96.2	5.32	0.774
18	M1	1906	122	35.2	95.5	4.67	0.674
	M2	1138	91	34.5	86.6	4.66	0.715
	M3	2749	113	29.5	78.3	3.93	0.576
	M4	1182	87	31.3	81.9	4.12	0.639
	M5	2668	113	31.1	79.8	4.29	0.629
	M6	1921	98	31.9	80.8	4.45	0.673
	M7	2048	84	27.1	67.8	3.70	0.580
	M8	2085	100	31.2	78.7	4.30	0.648

\* Sample size is not large enough for calculation of this parameter.

TABLE F-2. COMMUNITY PARAMETERS FOR SITE-SPECIFIC STATIONS CALCULATED FOR EACH CRUISE, WITH ALL REPLICATES COMBINED.

Sta.	Cruise	Total Individ.	Total Species	Species per 100	Species per 1000	Shannon-Wiener Diversity (H')	Evenness (E)	
5-1	M1	5299	90	25.6	58.3	4.33	0.667	
	M2	4140	81	27.8	57.3	4.56	0.719	
	M3	4807	83	27.1	58.2	4.41	0.692	
	M4	8015	90	26.5	54.7	4.39	0.676	
	M5	9135	110	27.9	64.5	4.50	0.664	
	M6	5812	92	26.5	59.5	4.26	0.653	
	M7	7727	96	25.1	57.4	4.06	0.617	
	M8	7291	109	27.6	63.8	4.48	0.661	
	M9	7319	122	30.0	72.4	4.65	0.671	
	M10	6314	109	29.1	68.9	4.51	0.666	
	M11	7904	110	23.6	62.3	3.78	0.557	
	M12	7755	120	27.0	67.7	4.36	0.632	
5-2	M1	5467	89	25.7	56.9	4.39	0.678	
	M2	3318	80	27.9	58.1	4.62	0.730	
	M3	4775	84	26.6	55.1	4.43	0.693	
	M4	6655	96	27.1	56.4	4.43	0.673	
	M5	8030	104	26.8	61.3	4.42	0.660	
	M6	8091	94	25.2	58.0	4.14	0.632	
	M7		NO SAMPLE					
	M8	6910	100	27.3	62.0	4.44	0.668	
5-3	M1	4520	90	24.8	57.1	4.26	0.657	
	M2	4345	83	25.5	54.0	4.40	0.690	
	M3	4387	86	25.7	56.6	4.37	0.680	
	M4	3767	77	27.6	55.7	4.52	0.722	
	M5	7745	101	26.0	60.6	4.31	0.647	
	M6	6425	102	29.4	63.4	4.60	0.689	
	M7		NO SAMPLE					
	M8	5317	102	28.5	65.2	4.56	0.683	
5-4	M1	5011	85	25.1	55.4	4.32	0.673	
	M2	3710	82	26.9	57.2	4.47	0.703	
	M3	4487	91	26.3	59.3	4.37	0.672	
	M4	4716	91	27.2	57.6	4.43	0.681	
	M5	7588	107	28.0	62.3	4.55	0.676	
	M6	6024	103	30.0	70.1	4.65	0.695	
	M7		NO SAMPLE					
	M8	5947	97	27.0	59.9	4.43	0.671	

TABLE F-2. (Continued)

Sta.	Cruise	Total Indiv.	Total Species	Species per 100	Species per 1000	Shannon-Wiener Diversity (H')	Evenness (E)	
5-5	M1	5710	82	22.7	52.8	4.02	0.632	
	M2	3490	93	27.1	63.3	4.40	0.673	
	M3	3128	88	26.2	62.5	4.32	0.668	
	M4	4156	79	28.2	53.7	4.56	0.723	
	M5	5259	94	28.2	62.3	4.51	0.688	
	M6	4090	100	28.0	68.0	4.43	0.667	
	M7		NO SAMPLE					
	M8	4702	105	29.5	67.6	4.63	0.689	
5-6	M1	5941	96	25.6	57.6	4.29	0.651	
	M2	3404	73	25.9	51.2	4.39	0.710	
	M3	4556	80	25.5	53.6	4.30	0.680	
	M4	5550	91	26.6	56.0	4.43	0.680	
	M5	8548	100	26.0	57.3	4.35	0.655	
	M6	5950	99	28.0	63.5	4.52	0.687	
	M7		NO SAMPLE					
	M8	4145	91	28.0	63.9	4.54	0.698	
5-8	M1	6030	94	24.7	54.7	4.31	0.658	
	M2	4561	79	25.6	53.0	4.39	0.700	
	M3	5381	95	26.5	56.9	4.42	0.672	
	M4	9105	94	26.7	56.6	4.41	0.673	
	M5	10272	112	26.0	62.2	4.39	0.645	
	M6	7525	109	25.6	61.2	4.07	0.601	
	M7		NO SAMPLE					
	M8	8671	114	26.4	61.2	4.37	0.639	
5-9	M1	8069	92	23.4	54.1	4.13	0.633	
	M2	5372	79	25.1	53.0	4.37	0.693	
	M3	5207	84	26.6	54.5	4.42	0.692	
	M4	7318	98	26.0	55.0	4.38	0.662	
	M5	8672	107	27.7	63.4	4.54	0.673	
	M6	8126	104	28.1	64.6	4.56	0.681	
	M7		NO SAMPLE					
	M8	6879	110	26.5	65.0	4.40	0.649	
5-10	M1	6091	91	25.3	55.2	4.35	0.668	
	M2	6714	87	25.9	55.7	4.32	0.671	
	M3	3110	74	27.5	55.9	4.48	0.722	
	M4	7608	95	27.5	57.3	4.49	0.683	
	M5	9774	111	27.5	61.9	4.52	0.665	
	M6	9135	125	27.1	66.5	4.36	0.627	
	M7		NO SAMPLE					
	M8	6654	101	26.2	60.8	4.38	0.658	



TABLE F-2. (Continued)

Sta.	Cruise	Total Indiv.	Total Species	Species per 100	Species per 1000	Shannon- Wiener Diversity (H')	Evenness (E)	
5-11	M1	5155	87	24.8	57.1	4.30	0.667	
	M2	3838	81	26.8	55.6	4.47	0.705	
	M3	2174	86	26.4	68.0	4.32	0.672	
	M4	5921	87	26.6	56.4	4.36	0.677	
	M5	7600	103	26.7	62.9	4.39	0.657	
	M6	5934	105	29.3	70.0	4.53	0.674	
	M7		NO SAMPLE					
	M8	4531	96	28.3	63.8	4.49	0.682	
5-12	M1	5015	105	23.6	63.3	4.10	0.611	
	M2	2780	75	26.3	55.0	4.45	0.715	
	M3	2237	87	27.3	67.3	4.38	0.680	
	M4	3412	95	30.1	67.3	4.69	0.714	
	M5	6543	118	29.0	71.2	4.59	0.666	
	M6	3498	116	27.2	76.0	4.26	0.621	
	M7		NO SAMPLE					
	M8	2806	97	29.9	74.5	4.65	0.704	
5-14	M1	6220	91	25.5	56.7	4.31	0.662	
	M2	4123	73	26.4	52.1	4.41	0.712	
	M3	3493	82	26.0	57.2	4.40	0.692	
	M4	5000	81	25.3	53.4	4.28	0.675	
	M5	9430	102	26.5	57.5	4.43	0.664	
	M6	7206	98	26.5	58.4	4.39	0.664	
	M7		NO SAMPLE					
	M8	6005	90	26.4	55.5	4.44	0.683	
5-16	M1	8982	91	23.0	51.7	4.13	0.635	
	M2	4161	88	27.9	59.9	4.57	0.708	
	M3	5370	91	24.4	54.4	4.24	0.651	
	M4	7623	89	26.2	55.4	4.36	0.674	
	M5	10911	108	27.6	60.9	4.53	0.670	
	M6	5728	102	26.4	62.5	4.36	0.653	
	M7		NO SAMPLE					
	M8	9422	106	23.2	56.8	4.11	0.610	

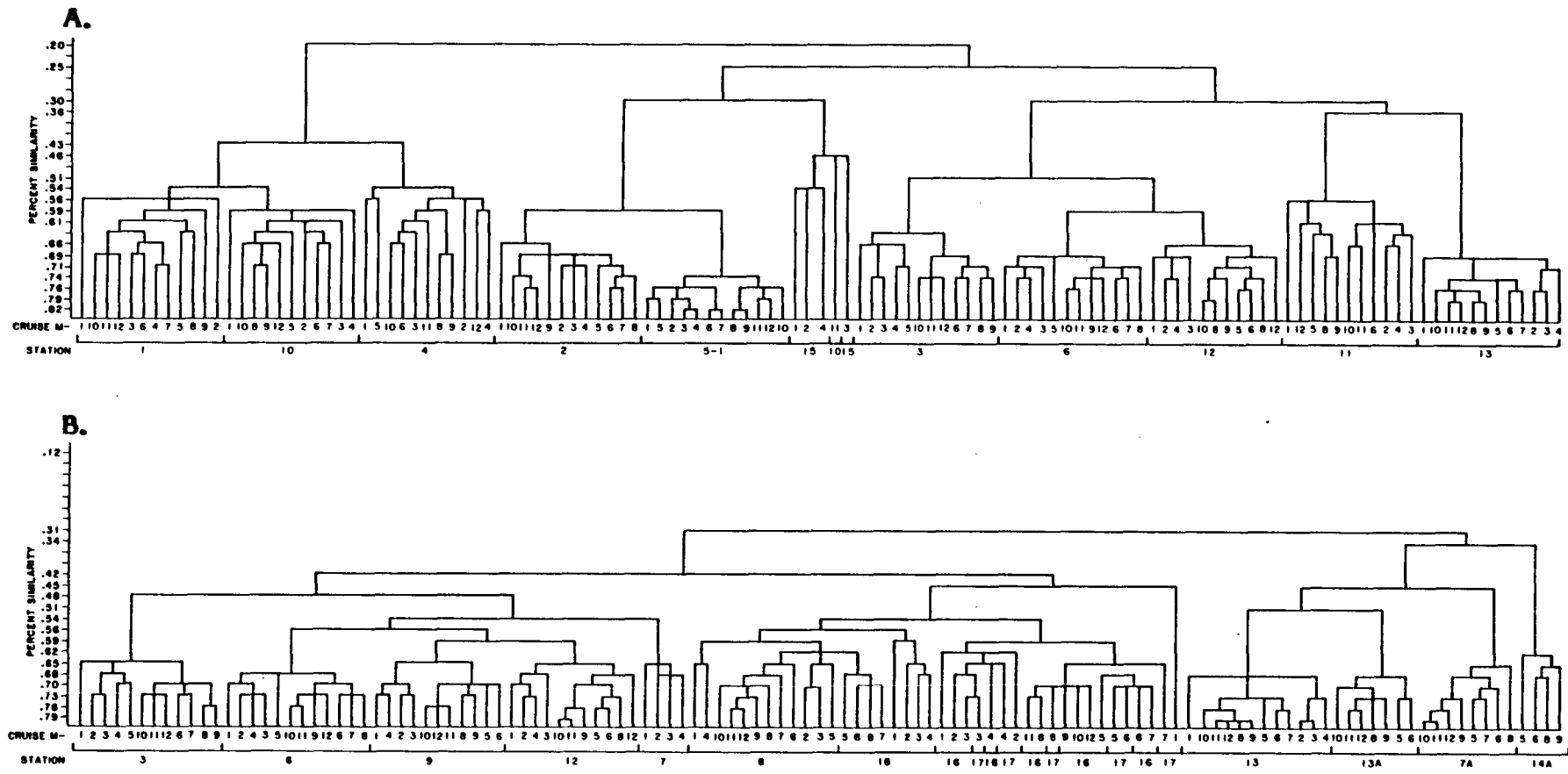
TABLE F-2. (Continued)

Sta.	Cruise	Total Individ.	Total Species	Species per 100	Species per 1000	Shannon-Wiener Diversity (H')	Evenness (E)	
5-18	M1	7681	100	25.3	56.4	4.32	0.650	
	M2	5018	90	26.7	58.7	4.43	0.683	
	M3	4451	93	27.6	60.8	4.44	0.680	
	M4	5886	88	26.4	56.0	4.37	0.677	
	M5	6486	110	28.7	66.6	4.58	0.675	
	M6	6528	115	29.5	67.8	4.64	0.677	
	M7	6372	97	26.5	59.9	4.31	0.653	
	M8	7858	113	25.8	62.9	4.27	0.628	
	M9	7403	100	28.4	67.0	4.43	0.666	
	M10	6580	116	29.0	71.6	4.55	0.664	
	M11	3902	104	59.1	72.2	4.67	0.698	
	M12	6638	115	26.3	68.4	4.19	0.612	
5-20	M1	5311	87	26.3	55.6	4.45	0.691	
	M2	3026	75	26.0	55.3	4.49	0.720	
	M3	1407	75	26.9	68.3	4.34	0.700	
	M4	3011	87	28.4	64.9	4.59	0.713	
	M5	4760	103	30.4	69.2	4.72	0.705	
	M6	2120	90	27.1	71.2	4.32	0.665	
	M7		NO SAMPLE					
	M8	2955	107	29.0	75.7	4.64	0.688	
5-22	M1	6322	91	24.6	55.8	4.21	0.647	
	M2	4327	75	24.1	52.7	4.25	0.682	
	M3	2988	82	28.2	59.3	4.60	0.724	
	M4	5673	82	24.6	52.4	4.21	0.662	
	M5	9857	102	28.0	61.4	4.55	0.683	
	M6	7195	108	27.6	61.8	4.56	0.675	
	M7		NO SAMPLE					
	M8	7333	100	27.5	59.5	4.55	0.684	
5-25	M1	4270	116	26.0	71.5	4.33	0.632	
	M2	3348	92	23.2	62.7	3.92	0.600	
	M3	1621	97	27.1	80.0	4.27	0.647	
	M4	4032	94	27.6	63.4	4.52	0.690	
	M5	6596	126	28.9	70.7	4.54	0.651	
	M6	3561	105	27.8	75.1	4.25	0.634	
	M7		NO SAMPLE					
	M8	4869	115	24.7	67.5	4.18	0.611	

TABLE F-2. (Continued)

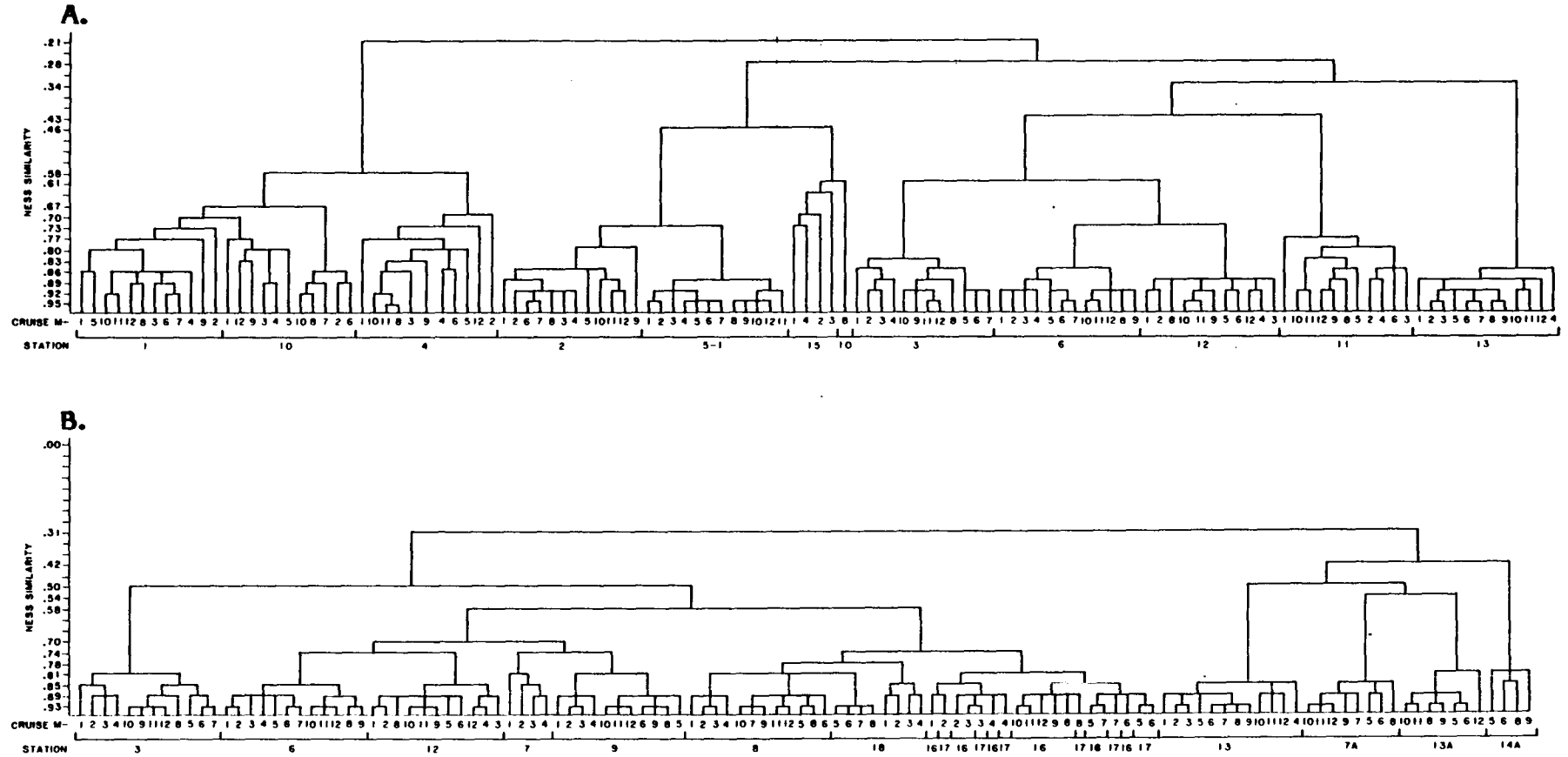
Sta.	Cruise	Total Indiv.	Total Species	Species per 100	Species per 1000	Shannon- Wiener Diversity (H')	Evenness (E)	
5-28	M1	4411	73	24.4	50.8	4.26	0.688	
	M2	4684	78	23.3	50.9	4.04	0.644	
	M3	5635	79	22.9	53.2	3.61	0.573	
	M4	6158	79	24.2	53.3	4.21	0.667	
	M5	6990	100	26.9	61.4	4.49	0.675	
	M6	10064	96	21.2	51.8	3.47	0.527	
	M7	4285	79	24.3	50.9	4.30	0.680	
	M8	4232	74	25.7	53.6	4.37	0.704	
	M9	4930	98	27.7	65.3	4.54	0.686	
	M10	4728	95	29.0	66.3	4.65	0.708	
	M11	3203	83	28.0	64.3	4.41	0.692	
	M12	3307	89	27.3	65.0	4.44	0.686	
5-29	M1	2615	143	40.4	106.2	5.41	0.755	
	M2	3166	116	28.8	80.5	4.15	0.605	
	M3	2924	116	30.5	83.9	4.31	0.629	
	M4	4020	129	32.1	81.0	4.84	0.690	
	M5	3425	133	35.8	93.0	5.04	0.714	
	M6	3721	114	27.6	75.8	3.98	0.582	
	M7			NO SAMPLE				
	M8	2860	112	31.4	81.4	4.57	0.672	

## APPENDIX G

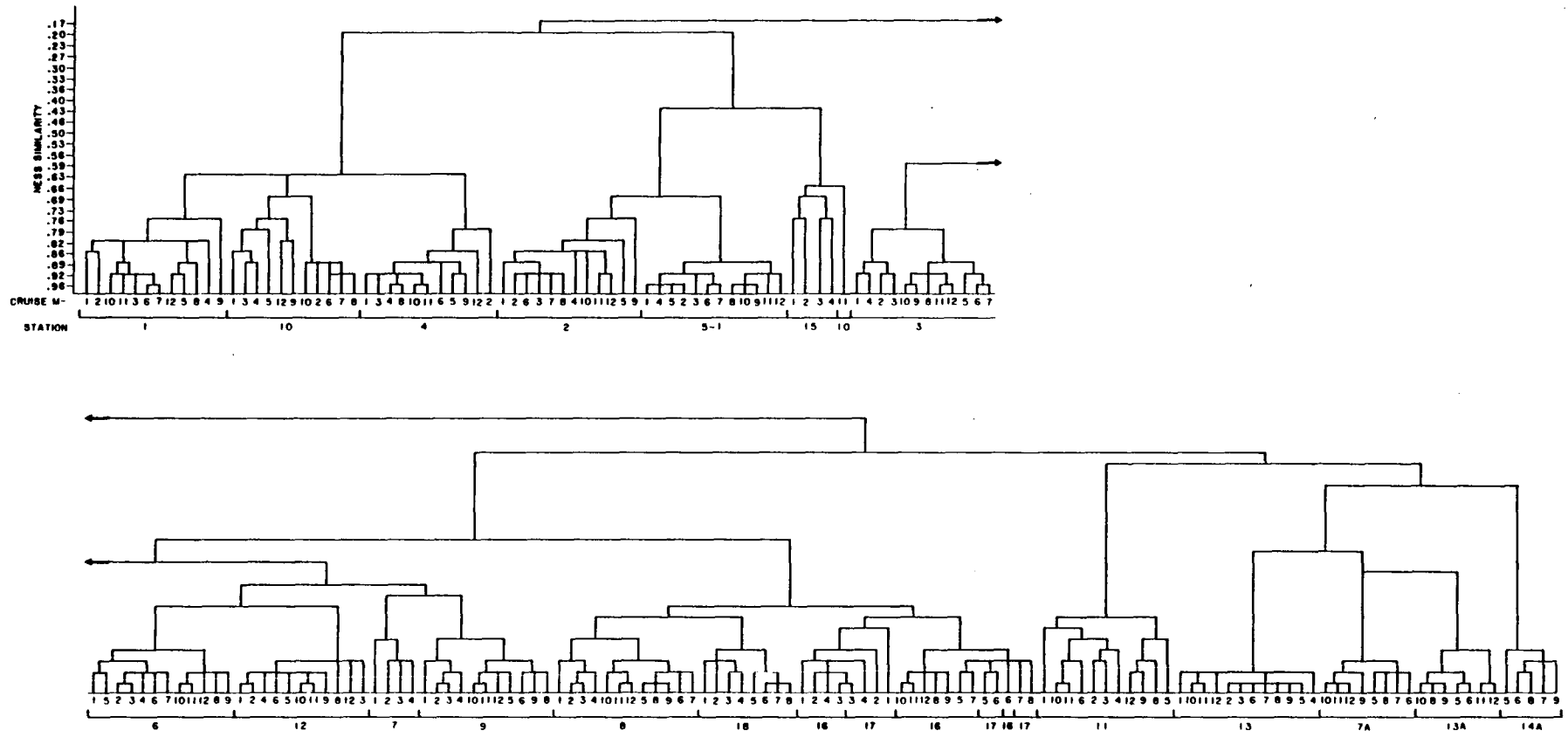


**Figure G-1.** Summed replicates of samples collected July 1981 through June 1984 (M1-M12) at regional stations clustered by percent similarity and group average sorting.  
**A.** Station Group 1 (shallow and intermediate depth stations)  
**B.** Station Group 2 (intermediate depths and deeper stations).

G-1



**Figure G-2.** Summed replicates of samples collected July 1981 through June 1984 (M1-M12) at regional stations clustered by NESS at 200 individuals and group average sorting.  
**A.** Station Group 1 (shallow and intermediate depth stations)  
**B.** Station Group 2 (intermediate depths and deeper stations).



**Figure G-3.** Summed replicates of samples collected July 1981 through June 1984 (M1-M12) at regional stations clustered by NESS at 50 individuals and group average sorting.

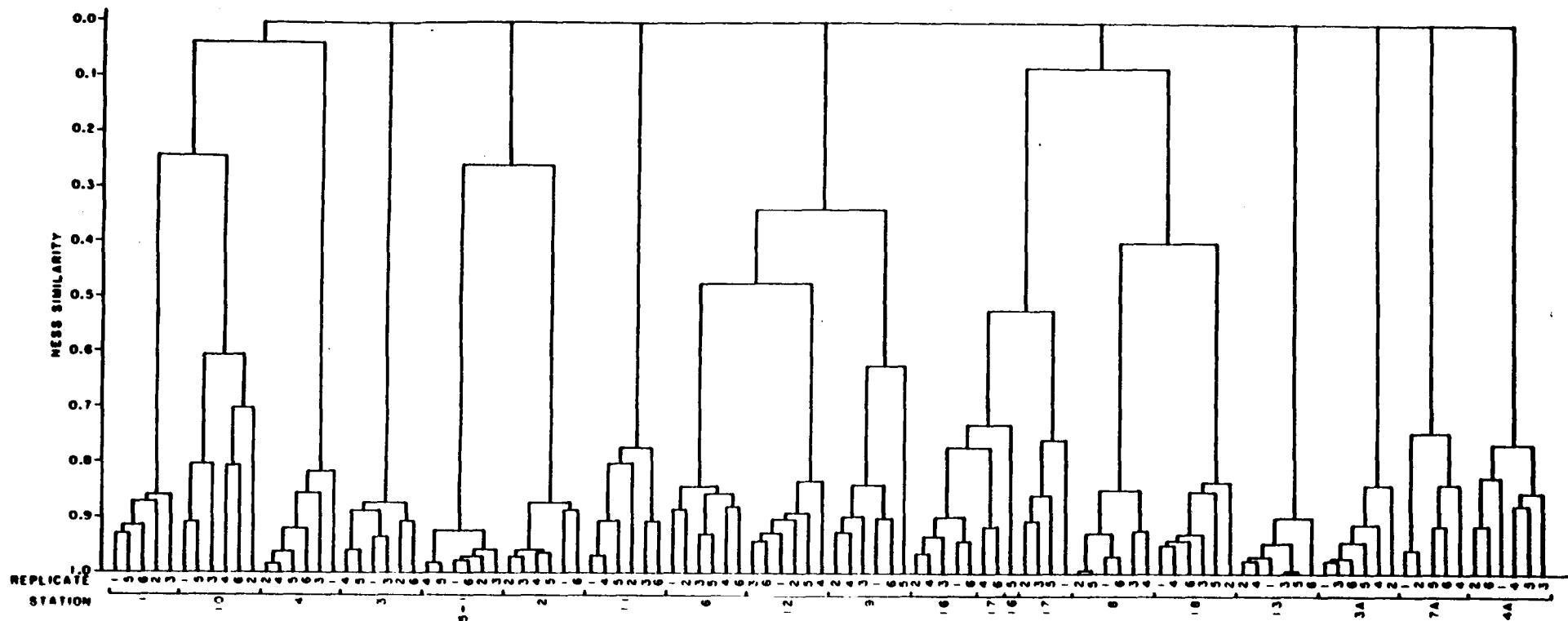


Figure G-4. Replicates of samples collected July 1982 (M5) at site-specific stations clustered by NESS at 50 individuals and flexible sorting.



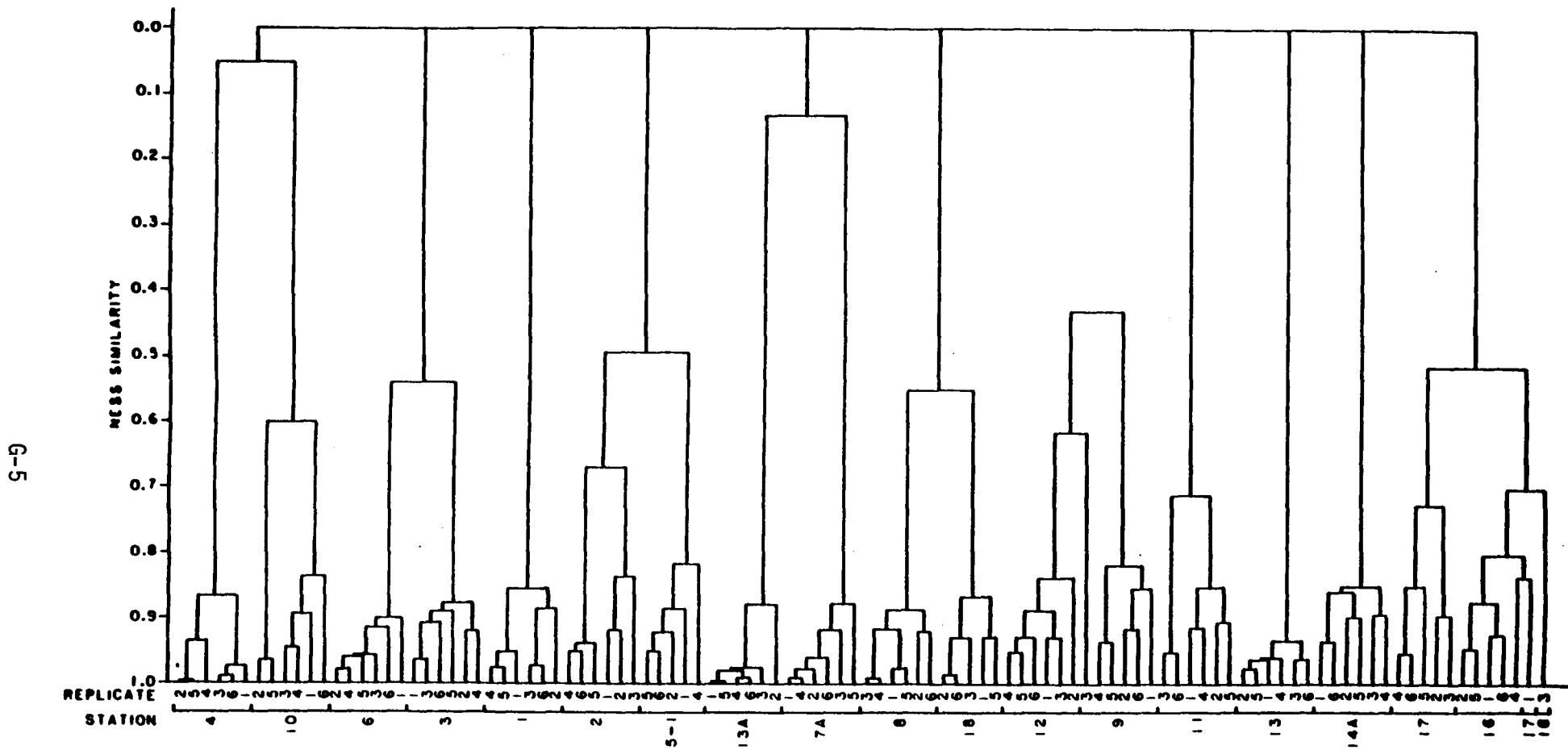


Figure G-5. Replicates of samples collected November 1982 (M6) at site-specific stations clustered by NESS at 50 individuals and flexible sorting.

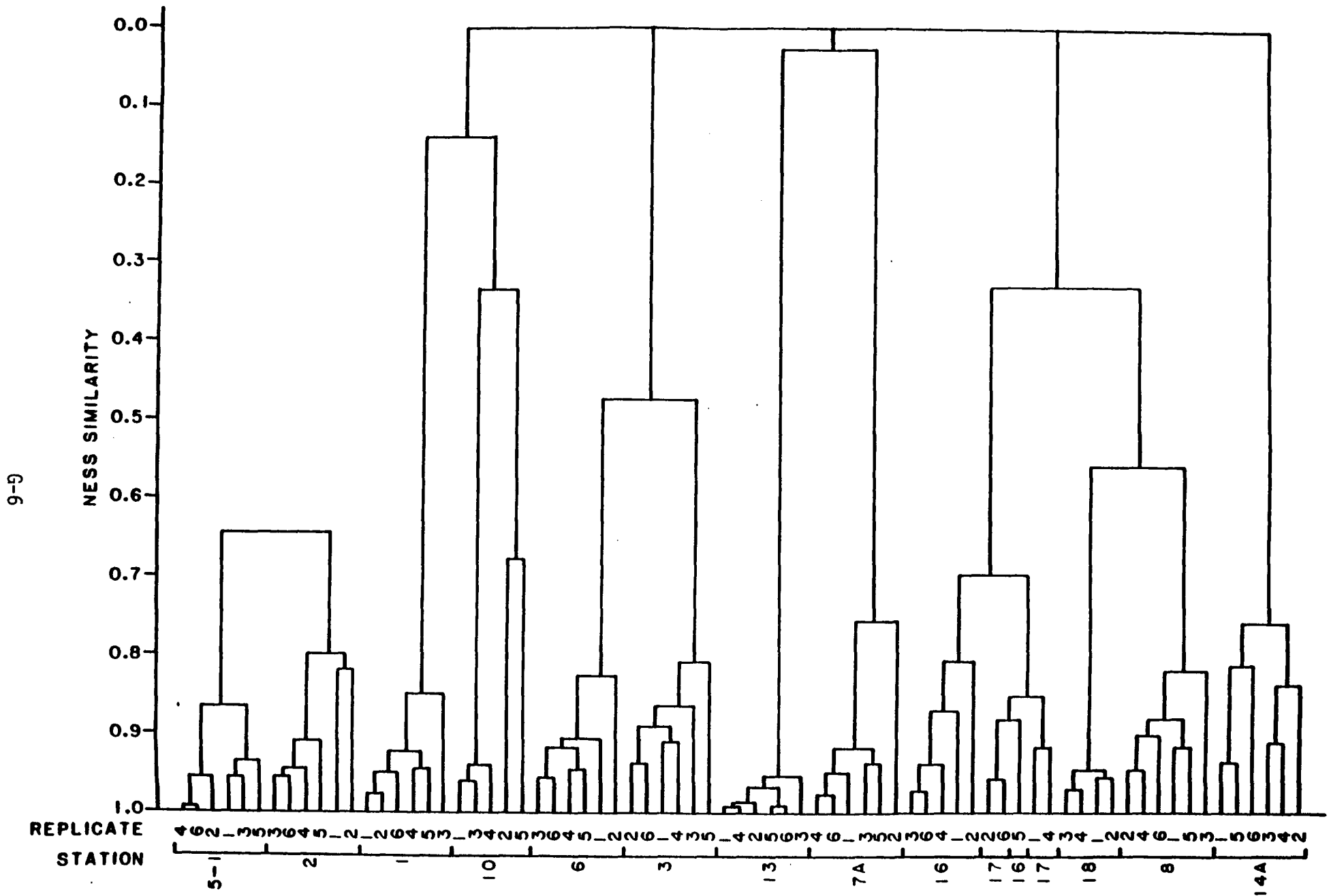


Figure G-6. Replicates of samples collected February 1983 (M7) at site-specific stations clustered by NESS at 50 individuals and flexible sorting.

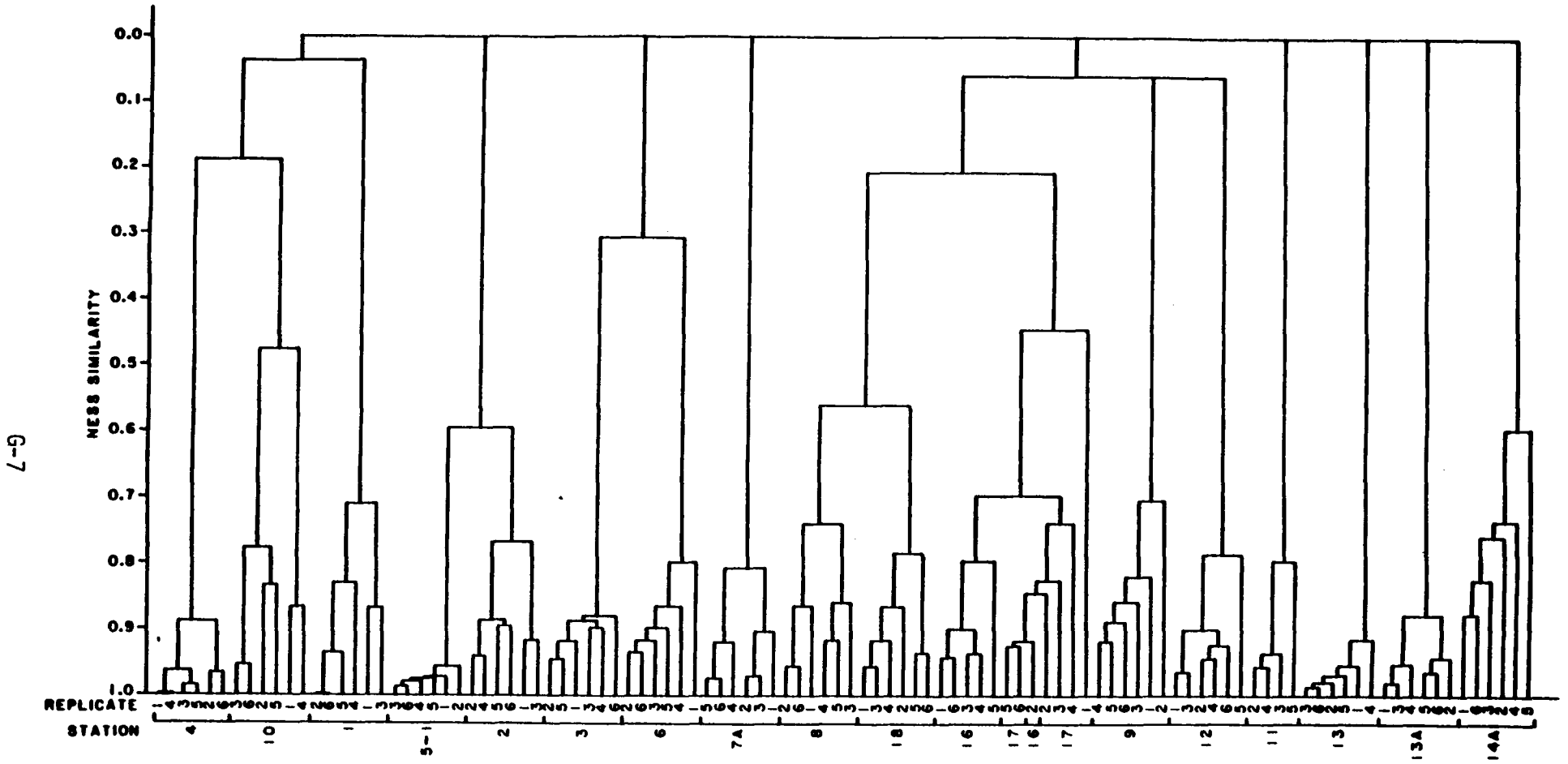


Figure G-7. Replicates of samples collected May 1983 (M8) at site-specific stations clustered by NESS at 50 individuals and flexible sorting.

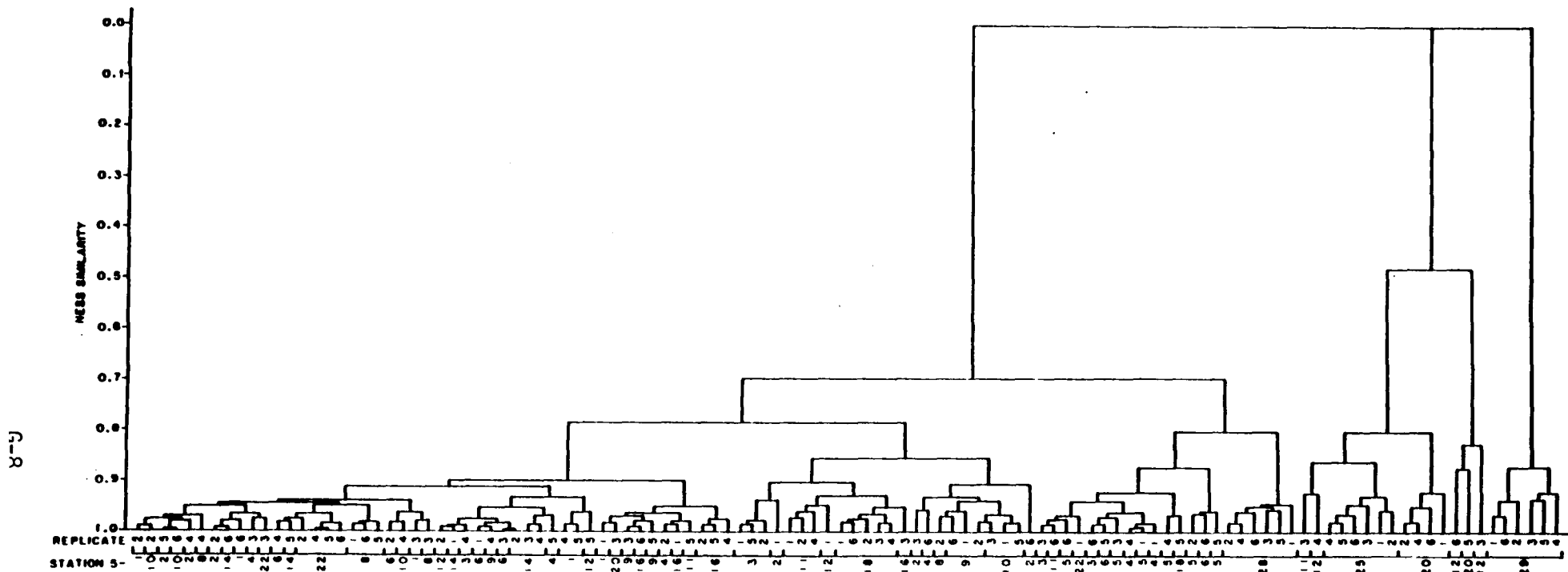


Figure G-8. Replicates of samples collected July 1982 (M5) at regional stations clustered by NESS at 50 individuals and flexible sorting.

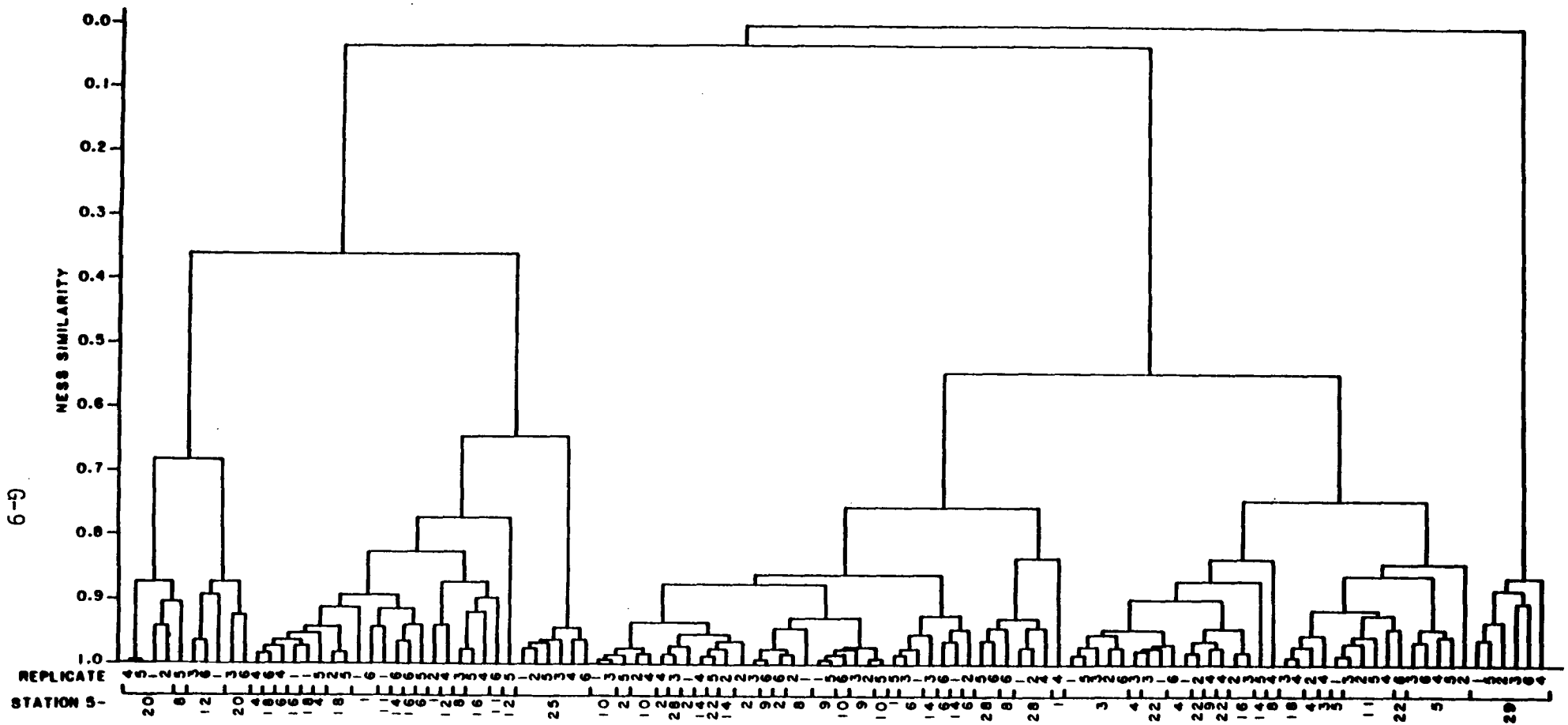


Figure G-9. Replicates of samples collected November 1982 (M6) at regional stations clustered by NESS at 50 individuals and flexible sorting.

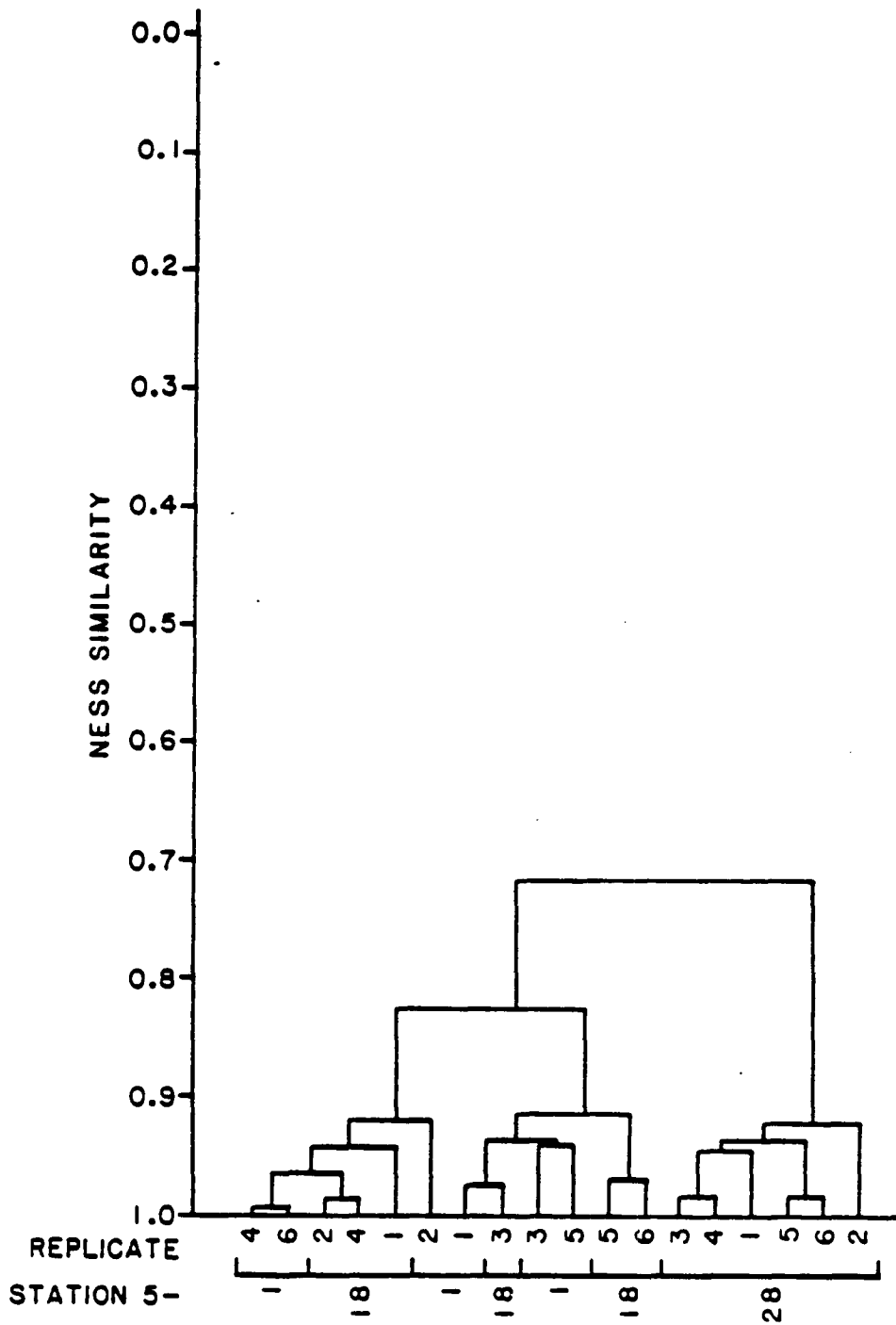


Figure G-10. Replicates of samples collected February 1983 (M7) at regional stations clustered by NESS at 50 individuals and flexible sorting.

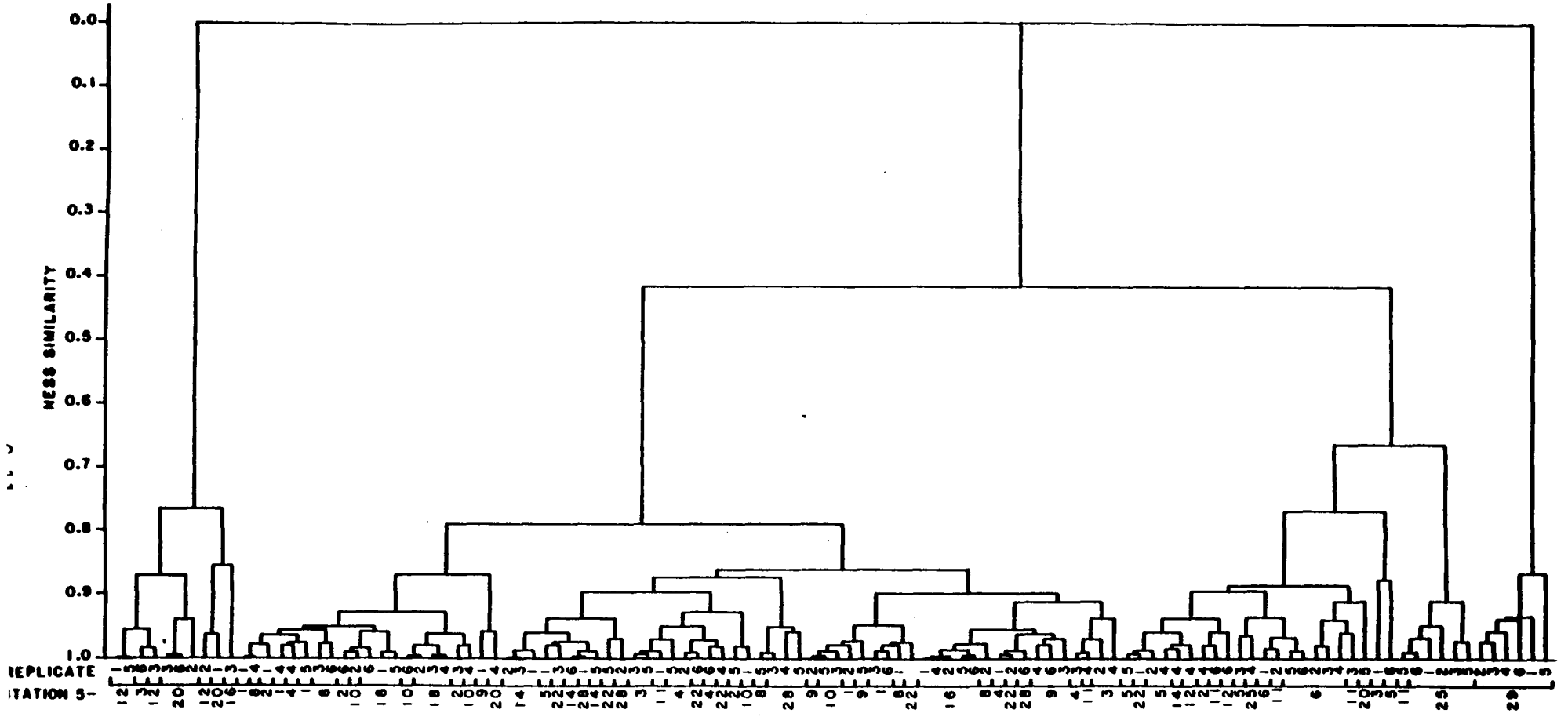


Figure G-11. Replicates of samples collected May 1983 (M8) at regional stations clustered by NESS at 50 individuals and flexible sorting.

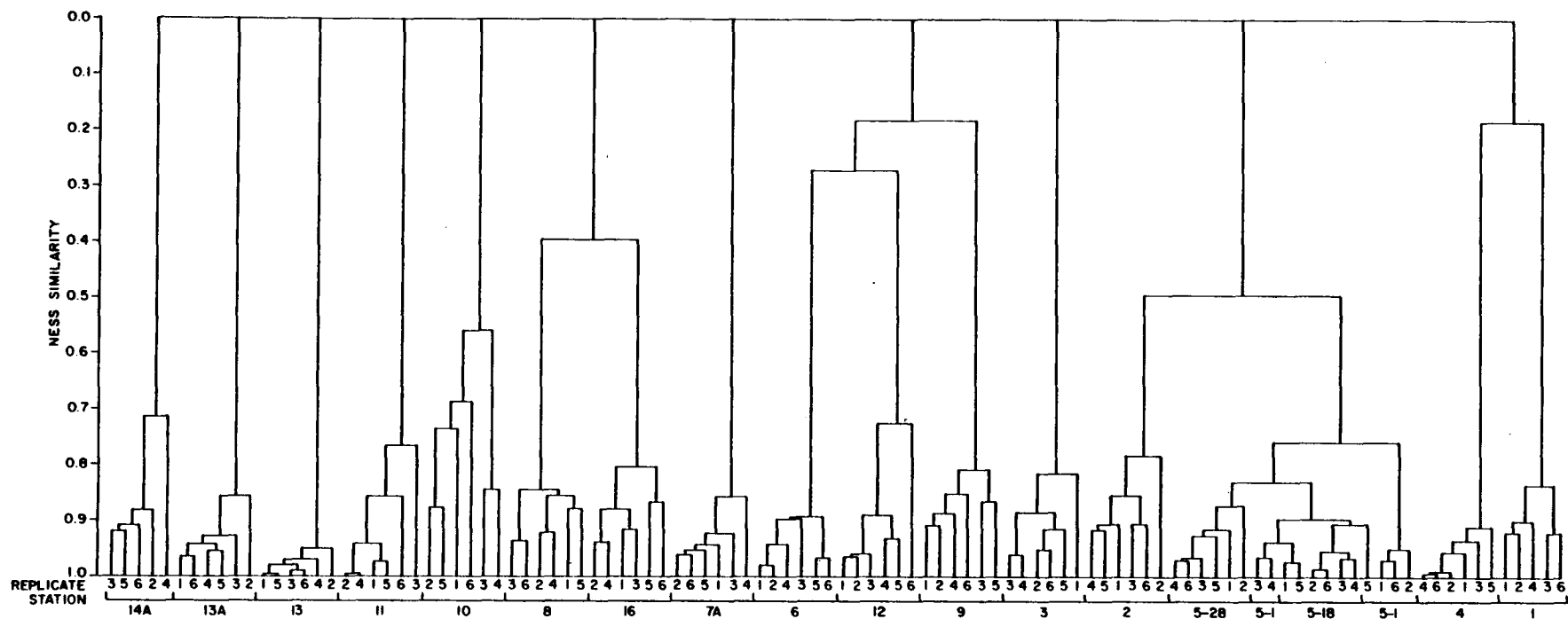


Figure G-12. Replicates of samples collected July 1983 (M9) at regional stations clustered by NESS at 50 individuals and flexible sorting.



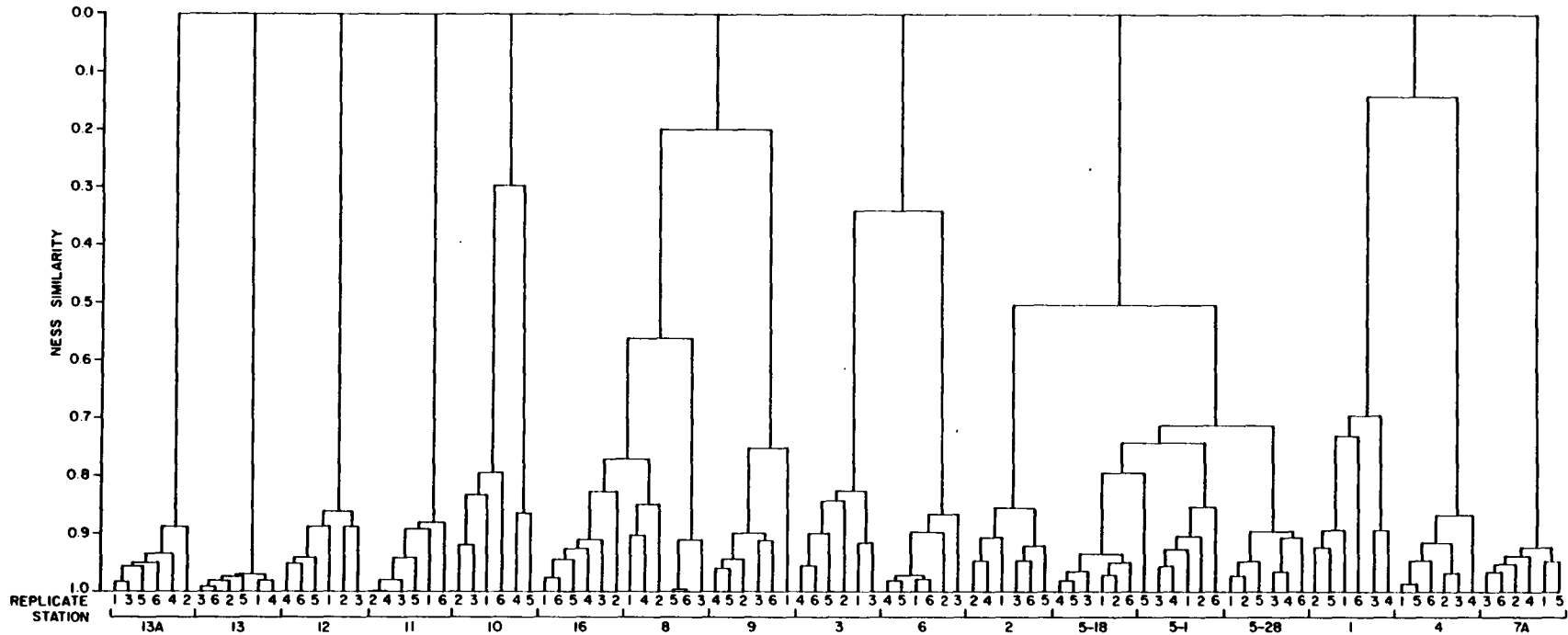
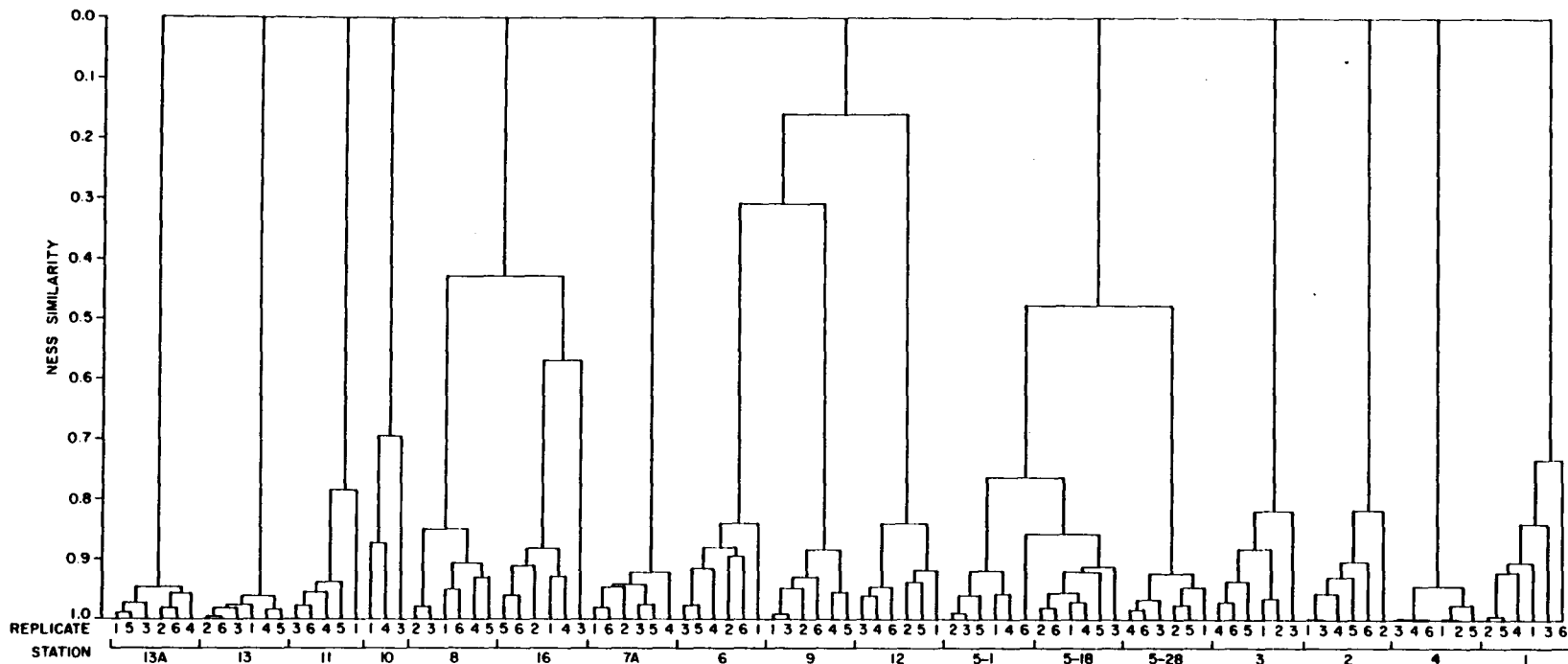


Figure G-13. Replicates of samples collected November 1983 (M10) at regional stations clustered by NESS at 50 individuals and flexible sorting.



**Figure G-14. Replicates of samples collected February 1984 (M11) at regional stations clustered by NESS at 50 individuals and flexible sorting.**

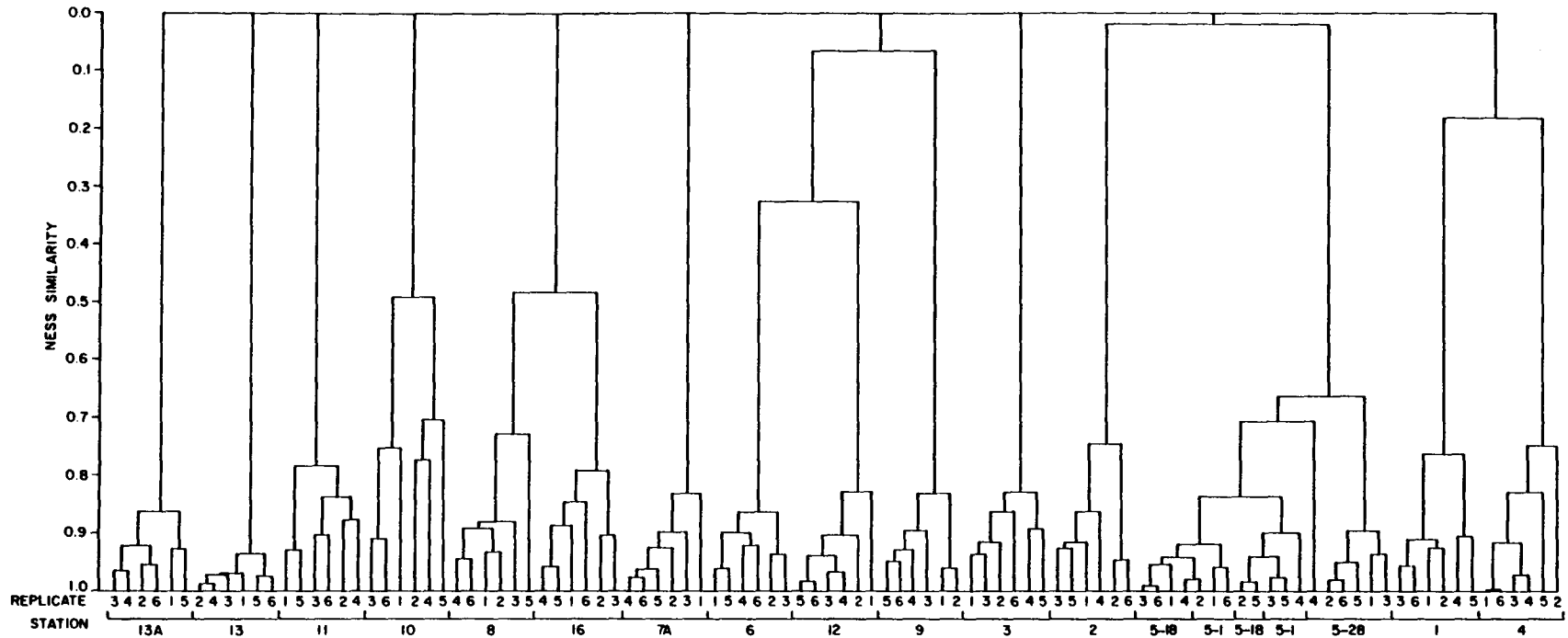


Figure G-15. Replicates of samples collected June 1984 (M12) at regional stations clustered by NESS at 50 individuals and flexible sorting.

## **APPENDIX H**

TABLE H-1. AVERAGE DENSITY PER SQUARE METER OF EPIBENTHIC MACROFAUNA IDENTIFIED FROM BOTTOM PHOTOGRAPHS TAKEN AT GEORGES BANK BENTHIC MONITORING PROGRAM REGIONAL STATION 1.

	7/81	11/81	2/82	5/82	7/82	11/82	2/83	5/83	7/83	11/83	2/84	6/84
Porifera												
Porifera	-	-	-	-	-	-	-	-	-	-	-	-
Cnidaria												
Hydrozoa (colonial)	-	-	-	-	-	-	-	-	-	-	-	-
Anthozoa	-	-	-	-	-	-	-	-	-	-	-	-
Annelida												
Onuphidae	-	-	-	-	-	-	-	-	-	-	-	-
Mollusca												
<u>Arctica islandica</u>	-	-	-	-	-	-	-	-	-	-	-	-
<u>Illex illecebrosus</u>	-	-	-	-	-	-	-	-	-	-	-	-
<u>Placoepecten magellanicus</u>	-	-	-	-	-	-	-	-	-	-	-	-
Gastropoda	-	-	3.8	-	-	-	-	-	0.1	-	-	-
Arthropoda												
Cancer sp.	-	-	0.2	0.4	-	-	-	-	-	-	-	-
Pagurus sp.	0.2	-	-	-	-	-	-	-	-	-	-	-
Echinodermata												
<u>Asterias/Leptasterias spp.</u>	-	-	-	-	-	-	-	-	-	-	-	-
<u>Ctenodiscus sp.</u>	-	-	-	-	-	-	-	-	-	-	-	-
<u>Echinarachnius parma</u>	95.0	210.0	95.0	139.0	-	57.2	50.0	-	85.2	-	-	-
Oreaster sp.	-	-	-	-	-	-	-	-	-	-	-	-
Asteroidea	-	-	-	-	-	-	-	-	-	-	-	-
Pisces												
<u>Cryptacanthodes maculatus</u>	-	-	-	-	-	-	-	-	-	-	-	-
<u>Limanda ferruginea</u>	-	-	-	-	-	-	-	-	-	-	-	-
<u>Lophius americanus</u>	-	-	-	-	-	-	-	-	-	-	-	-
<u>Macrozoarces americanus</u>	-	-	-	-	-	-	-	-	-	-	-	-
<u>Myoxocephalus octodecimspinosus</u>	-	-	-	-	-	-	-	-	-	-	-	-
<u>Myoxocephalus sp.</u>	-	-	-	0.6	-	-	-	-	-	-	-	-
<u>Myxine glutinosa</u>	-	-	-	-	-	-	-	-	-	-	-	-
<u>Ophichthus cruentifer</u>	-	-	-	-	-	-	-	-	-	-	-	-
<u>Paralichthys oblongus</u>	-	-	-	-	-	-	-	-	-	-	-	-
Raja sp.	-	-	-	-	-	-	-	-	-	-	-	-
<u>Urophycis chuss</u>	-	-	-	-	-	-	-	-	-	-	-	-
<u>Urophycis sp.</u>	0.1	-	-	-	-	-	-	-	0.2	-	-	-
Flounder	-	-	-	-	-	-	-	-	-	-	-	-
Pisces	-	-	-	-	-	-	-	-	0.2	-	-	-
Sculpin	-	-	-	-	-	-	-	-	-	-	-	-
Shark	-	-	-	-	-	-	-	-	-	-	-	-

TABLE H-2. AVERAGE DENSITY PER SQUARE METER OF EPIBENTHIC MACROFAUNA IDENTIFIED FROM BOTTOM PHOTOGRAPHS TAKEN AT GEORGES BANK BENTHIC MONITORING PROGRAM REGIONAL STATION 2.

	7/81	11/81	2/82	5/82	7/82	11/82	2/83	5/83	7/83	11/83	2/84	6/84
Porifera												
Porifera	-	-	-	-	0.1	0.1	0.1	-	-	0.1	-	-
Cnidaria												
Hydrozoa (colonial)	0.3	0.7	1.2	-	0.2	3.2	3.7	-	-	0.1	-	2.2
Anthozoa	-	-	-	-	-	-	-	-	-	-	-	-
Annelida												
Onuphidae	-	-	-	-	-	-	-	-	-	-	-	-
Mollusca												
<u>Arctica islandica</u>	-	-	-	-	-	-	-	-	-	-	-	-
<u>Illex illecebrosus</u>	-	-	-	-	-	-	-	-	-	-	-	-
<u>Placopecten magellanicus</u>	0.1	-	-	1.0	0.05	0.1	-	-	-	0.1	-	-
Gastropoda	-	-	-	-	-	0.05	0.2	-	-	0.1	-	0.2
Arthropoda												
Cancer sp.	-	0.2	-	-	-	-	-	-	-	-	-	-
<u>Pagurus sp.</u>	-	-	-	-	-	-	-	-	-	-	-	-
Echinodermata												
<u>Asterias/Leptasterias spp.</u>	0.1	-	-	-	0.1	-	1.5	-	-	0.7	-	-
Ctenodiscus sp.	-	-	-	-	-	-	-	-	-	-	-	-
<u>Echinarachnius parma</u>	-	0.2	-	-	19.0	-	12.8	-	-	-	-	27.4
Oreaster sp.	-	-	-	-	-	-	-	-	-	-	-	-
Asteroidea	-	0.2	-	-	0.2	0.1	-	-	-	-	-	0.2
Pisces												
<u>Cryptacanthodes maculatus</u>	-	-	-	-	-	-	-	-	-	-	-	-
<u>Limanda ferruginea</u>	-	-	-	-	-	-	-	-	-	-	-	-
<u>Lophius americanus</u>	-	-	-	0.2	-	-	-	-	-	-	-	-
<u>Macrozoarces americanus</u>	-	-	-	-	-	-	-	-	-	-	-	-
<u>Myoxocephalus octodecimspinosus</u>	-	-	-	-	-	-	-	-	-	-	-	-
<u>Myoxocephalus sp.</u>	-	-	-	-	-	-	-	-	-	-	-	-
<u>Myxine glutinosa</u>	-	-	-	-	-	-	-	-	-	-	-	-
<u>Ophichthus cruentifer</u>	-	-	-	-	-	-	-	-	-	-	-	-
<u>Paralichthys oblongus</u>	-	-	-	-	-	-	-	-	-	-	-	-
Raja sp.	0.1	-	-	-	-	-	-	-	-	-	-	-
<u>Urophycis chuss</u>	-	-	-	-	-	-	-	-	-	-	-	-
<u>Urophycis sp.</u>	-	-	-	-	0.05	0.05	-	-	-	-	-	-
Flounder	-	-	-	-	-	-	-	-	-	-	-	-
Pisces	-	-	-	-	-	-	-	-	-	-	-	-
Sculpin	-	-	-	-	-	-	-	-	-	-	-	-
Shark	-	-	-	-	-	-	-	-	-	-	-	-

TABLE H-3. AVERAGE DENSITY PER SQUARE METER OF EPIBENTHIC MACROFAUNA IDENTIFIED FROM BOTTOM PHOTOGRAPHS TAKEN AT GEORGES BANK BENTHIC MONITORING PROGRAM REGIONAL STATION 3.

	7/81	11/81	2/82	5/82	7/82	11/82	2/83	5/83	7/83	11/83	2/84	6/84
Porifera												
Porifera	-	0.4	-	-	0.1	-	0.6	-	0.6	1.0	-	0.6
Cnidaria												
Hydrozoa (colonial)	-	-	-	-	-	-	-	-	-	-	-	-
Anthozoa	-	0.1	-	-	-	-	0.05	-	-	-	-	-
Annelida												
Onuphidae	-	-	-	-	-	-	-	-	-	-	-	-
Mollusca												
<u>Arctica islandica</u>	-	-	-	-	-	-	-	-	0.4	-	-	-
<u>Illex illecebrosus</u>	-	-	-	-	-	-	-	-	-	-	-	-
<u>Placopecten magellanicus</u>	0.4	0.7	-	0.2	0.5	-	0.05	-	0.2	0.4	-	0.3
Gastropoda	-	-	-	-	-	-	-	-	-	-	-	-
Arthropoda												
<u>Cancer sp.</u>	0.1	0.3	-	0.2	-	-	-	-	-	-	-	-
<u>Pagurus sp.</u>	0.1	0.1	-	-	-	-	-	-	0.05	-	-	-
Echinodermata												
<u>Asterias/Leptasterias spp.</u>	1.1	1.3	-	6.2	-	1.4	1.7	-	1.4	-	-	-
<u>Ctenodiscus sp.</u>	2.8	0.4	-	-	-	-	-	-	-	-	-	-
<u>Echinarachnius parma</u>	-	-	-	-	-	-	-	-	-	-	-	-
<u>Oreaster sp.</u>	-	-	-	-	-	-	-	-	-	-	-	-
Asteroidea	0.7	0.2	-	-	2.0	4.1	0.3	-	0.8	1.0	-	0.6
Pisces												
<u>Cryptacanthodes maculatus</u>	-	-	-	-	-	-	-	-	-	-	-	-
<u>Limanda ferruginea</u>	-	-	-	-	-	-	-	-	-	-	-	-
<u>Lophius americanus</u>	-	-	-	-	-	-	-	-	-	-	-	-
<u>Macrozoarces americanus</u>	-	-	-	-	-	-	-	-	-	-	-	-
<u>Myoxocephalus octodecimspinosus</u>	-	-	-	-	-	-	-	-	-	-	-	-
<u>Myoxocephalus sp.</u>	-	-	-	-	-	-	-	-	-	-	-	-
<u>Myxine glutinosa</u>	-	-	-	-	-	-	-	-	-	-	-	-
<u>Opichthus cruentifer</u>	-	-	-	-	0.1	-	-	-	-	-	-	-
<u>Paralichthys oblongus</u>	-	-	-	-	-	-	-	-	-	-	-	-
<u>Raja sp.</u>	0.1	-	-	-	-	0.1	-	-	-	-	-	-
<u>Urophycis chuss</u>	-	-	-	-	-	-	-	-	-	-	-	-
<u>Urophycis sp.</u>	0.2	-	-	-	1.0	0.2	-	-	-	0.9	-	-
Flounder	-	-	-	-	-	-	-	-	-	-	-	-
Pisces	-	-	-	-	-	-	-	0.1	-	-	-	-
Sculpin	-	-	-	-	-	-	-	-	-	-	-	-
Shark	-	-	-	-	-	-	-	-	-	-	-	-

TABLE H-4. AVERAGE DENSITY PER SQUARE METER OF EPIBENTHIC MACROFAUNA IDENTIFIED FROM BOTTOM PHOTOGRAPHS TAKEN AT GEORGES BANK BENTHIC MONITORING PROGRAM REGIONAL STATION 4.

	7/81	11/81	2/82	5/82	7/82	11/82	2/83	5/83	7/83	11/83	2/84	6/84
Porifera												
Porifera			-	0.2	-	-	-	-	-	-	-	-
Cnidaria												
Hydrozoa (colonial)	0.8	2.5	-	3.0	7.2	8.9	-	-	-	4.8	-	-
Anthozoa	-	-	-	-	-	-	-	-	-	-	-	-
Annelida												
Onuphidae	-	-	-	-	-	-	-	-	-	-	-	-
Mollusca												
Arctica islandica	-	-	-	-	-	-	-	-	-	-	-	-
Illex illecebrosus	-	-	-	-	-	-	-	-	-	-	-	-
Placopecten magellanicus	-	-	-	-	-	-	-	-	-	-	-	-
Gastropoda	0.1	-	-	-	-	0.1	-	-	-	-	-	-
Arthropoda												
Cancer sp.	0.2	0.2	-	-	0.2	0.1	-	-	-	-	-	-
Pagurus sp.	-	-	-	-	-	-	-	-	-	0.1	-	-
Echinodermata												
Asterias/Leptasterias spp.	0.5	-	-	-	-	0.7	-	-	-	0.4	-	-
Ctenodiscus sp.	-	-	-	-	-	-	-	-	-	-	-	-
Echinarachnius parma	31.2	+	-	-	+	69.7	-	-	-	+	-	28.7
Oreaster sp.	-	-	-	-	0.1	-	-	-	-	-	-	-
Asteroidea	0.2	0.3	-	0.8	-	-	-	-	-	-	-	-
Pisces												
Cryptacanthodes maculatus	-	-	-	-	-	-	-	-	-	-	-	-
Limanda ferruginea	-	-	-	-	-	-	-	-	-	-	-	-
Lophius americanus	-	-	-	-	-	-	-	-	-	-	-	-
Macrozoarces americanus	-	-	-	-	-	-	-	-	-	-	-	-
Myoxocephalus octodecimspinosus	-	-	-	-	-	-	-	-	-	-	-	-
Myoxocephalus sp.	-	-	-	-	-	-	-	-	-	-	-	-
Myxine glutinosa	-	-	-	-	-	-	-	-	-	-	-	-
Ophichthus cruentifer	-	-	-	-	-	-	-	-	-	-	-	-
Paralichthys oblongus	-	-	-	-	-	-	-	-	-	-	-	-
Raja sp.	-	-	-	-	-	0.1	-	-	-	-	-	0.3
Urophycis chuss	-	-	-	-	-	-	-	-	-	-	-	-
Urophycis sp.	0.1	0.2	-	-	-	-	-	-	-	-	-	-
Flounder	-	-	-	-	-	-	-	-	-	-	-	-
Pisces	-	-	-	-	-	-	-	-	-	-	-	-
Sculpin	-	-	-	-	-	-	-	-	-	-	-	-
Shark	-	-	-	-	-	-	-	-	-	-	-	-

+ indicates organism is present; density impossible to estimate accurately



TABLE H-5. AVERAGE DENSITY PER SQUARE METER OF EPIBENTHIC MACROFAUNA IDENTIFIED FROM BOTTOM PHOTOGRAPHS TAKEN AT GEORGES BANK BENTHIC MONITORING PROGRAM SITE-SPECIFIC STATION 5-1 (=REGIONAL STATION 5).

	7/81	11/81	2/82	5/82	7/82	11/82	2/83	5/83	7/83	11/83	2/84	6/84
Porifera												
Porifera	-	-	-	-	-	-	-	-	0.1	-	-	-
Cnidaria												
Hydrozoa (colonial)	-	-	0.3	-	0.3	0.1	-	-	0.6	0.5	0.7	0.3
Anthozoa	-	-	-	-	-	-	-	-	-	-	0.05	-
Annelida												
Onuphidae	-	-	-	-	-	-	-	-	-	-	-	-
Mollusca												
Arctica islandica	-	-	-	-	-	-	-	-	-	-	-	-
Illex illecebrosus	-	-	-	-	-	-	-	-	-	-	-	-
Placopecten magellanicus	0.1	-	-	-	0.1	-	-	-	-	0.1	0.1	-
Gastropoda	-	-	-	-	-	-	-	-	-	-	-	-
Arthropoda												
Cancer sp.	0.1	-	-	-	0.1	-	-	-	0.2	-	-	-
Pagurus sp.	-	-	-	-	-	-	-	-	0.05	-	0.05	-
Echinodermata												
Asterias/Leptasterias spp.	16.0	-	9.4	-	16.7	8.8	-	-	9.6	8.3	13.9	16.1
Ctenodiscus sp.	-	-	-	-	-	-	-	-	-	-	-	-
Echinarachnius parma	-	-	-	-	-	-	-	-	-	-	-	-
Oreaster sp.	-	-	-	-	-	-	-	-	-	-	-	-
Asteroidea	-	-	2.0	-	-	-	-	-	-	0.1	-	0.1
Pisces												
Cryptacanthodes maculatus	-	-	-	-	-	-	-	-	-	-	-	-
Limanda ferruginea	-	-	-	-	-	-	-	-	-	0.1	-	-
Lophius americanus	-	-	-	-	-	-	-	-	-	-	-	-
Macrozoarces americanus	-	-	0.2	-	-	-	-	-	-	-	-	-
Myoxocephalus octodecimspinosus	-	-	-	-	-	-	-	-	-	-	-	-
Myoxocephalus sp.	-	-	-	-	-	-	-	-	-	-	-	-
Myxin glutinosa	-	-	-	-	-	-	-	-	-	-	-	-
Ophichthus cruentifer	-	-	-	-	-	-	-	-	-	-	-	-
Paralichthys oblongus	-	-	-	-	-	-	-	-	-	-	-	-
Raja sp.	-	-	-	-	-	-	-	-	-	-	-	-
Urophycis chuss	-	-	-	-	-	-	-	-	-	-	-	-
Urophycis sp.	0.1	-	-	-	0.1	-	-	-	-	-	-	-
Flounder	-	-	-	-	-	-	-	-	-	-	-	-
Pisces	-	-	-	-	-	-	-	-	-	-	-	-
Sculpin	-	-	-	-	-	-	-	-	-	-	-	-
Shark	-	-	-	-	-	-	-	-	-	-	-	-

TABLE H-6. AVERAGE DENSITY PER SQUARE METER OF EPIBENTHIC MACROFAUNA IDENTIFIED FROM BOTTOM PHOTOGRAPHS TAKEN AT GEORGES BANK BENTHIC MONITORING PROGRAM REGIONAL STATION 6.

	7/81	11/81	2/82	5/82	7/82	11/82	2/83	5/83	7/83	11/83	2/84	6/84
<b>Porifera</b>												
Porifera	-	-	-	-	-	-	-	-	0.05	-	-	-
<b>Cnidaria</b>												
Hydrozoa (colonial)	-	-	-	-	-	0.1	-	-	-	-	-	-
Anthozoa	-	-	-	-	-	0.1	-	-	-	-	-	0.1
<b>Annelida</b>												
Onuphidae	-	-	-	-	-	-	-	-	-	-	-	-
<b>Mollusca</b>												
<u>Arctica islandica</u>	-	-	-	-	-	-	-	-	-	-	-	-
<u>Illex illecebrosus</u>	-	-	-	-	-	-	-	-	-	-	-	-
<u>Placopecten magellanicus</u>	-	-	-	-	-	-	-	-	-	-	-	-
Gastropoda	-	-	-	-	-	-	-	-	-	-	-	-
<b>Arthropoda</b>												
Cancer sp.	-	-	-	-	-	-	-	-	-	-	-	-
<u>Pagurus sp.</u>	-	-	-	-	-	-	-	-	-	-	-	-
<b>Echinodermata</b>												
<u>Asterias/Leptasterias spp.</u>	2.0	-	1.6	-	-	-	-	-	-	-	0.1	-
Ctenodiscus sp.	-	-	-	-	-	-	-	-	-	-	-	-
<u>Echinarachnius parma</u>	-	-	-	-	-	-	-	-	-	-	-	-
Oreaster sp.	-	-	-	-	-	-	-	-	-	-	-	-
Asteroidea	-	-	-	-	0.9	0.1	-	-	0.5	-	0.4	0.3
<b>Pisces</b>												
<u>Cryptacanthodes maculatus</u>	-	-	-	-	-	-	-	-	-	-	-	-
<u>Limanda ferruginea</u>	-	-	-	-	-	-	-	-	-	-	-	-
<u>Lophius americanus</u>	-	-	-	-	-	-	-	-	-	-	-	-
<u>Macrozoarces americanus</u>	-	-	-	-	0.1	-	-	-	-	-	0.1	-
<u>Myoxocephalus octodecimspinosus</u>	-	-	-	-	-	-	-	-	-	-	-	-
<u>Myoxocephalus sp.</u>	-	-	-	-	-	-	-	-	-	-	-	-
<u>Myxine glutinosa</u>	-	-	-	-	0.1	-	-	-	-	-	-	-
<u>Ophichthus cruentifer</u>	-	-	-	-	0.1	-	-	-	0.4	-	-	-
<u>Paralichthys oblongus</u>	-	-	-	-	-	-	-	-	-	-	-	-
Raja sp.	-	-	0.2	-	-	-	-	-	0.1	-	0.3	0.1
<u>Urophycis chuss</u>	-	-	-	-	-	-	-	-	-	-	-	-
<u>Urophycis sp.</u>	0.4	-	-	-	0.3	0.2	-	-	0.2	-	-	1.0
Flounder	0.1	-	-	-	0.1	-	-	-	0.1	-	-	0.1
Pisces	-	-	-	-	-	-	-	-	0.1	-	0.1	0.1
Sculpin	-	-	-	-	-	-	-	-	-	-	-	-
Shark	-	-	-	-	-	-	-	-	-	-	0.1	-

TABLE H-7. AVERAGE DENSITY PER SQUARE METER OF EPIBENTHIC MACROFAUNA IDENTIFIED FROM BOTTOM PHOTOGRAPHS TAKEN AT GEORGES BANK BENTHIC MONITORING PROGRAM REGIONAL STATION 7.

	7/81	11/81	2/82	5/82	7/82	11/82	2/83	5/83	7/83	11/83	2/84	6/84
Porifera												
Porifera	0.7	-	0.5	-								
Cnidaria												
Hydrozoa (colonial)	-	-	-	-								
Anthozoa	-	-	-	-								
Annelida												
Onuphidae	-	-	-	-								
Mollusca												
<u>Arctica islandica</u>	-	-	-	-								
<u>Illex illecebrosus</u>	-	-	-	-								
<u>Placopecten magellanicus</u>	-	-	-	-								
Gastropoda	-	-	0.3	-								
Arthropoda												
<u>Cancer sp.</u>	-	-	-	-								
<u>Pagurus sp.</u>	-	-	-	-								
Echinodermata												
<u>Asterias/Leptasterias spp.</u>	-	-	-	-								
<u>Ctenodiscus sp.</u>	-	-	-	-								
<u>Echinarachnius parma</u>	-	-	-	-								
<u>Oreaster sp.</u>	-	-	-	-								
Asterioidea	-	0.3	-	-								
Pisces												
<u>Cryptacanthodes maculatus</u>	-	-	-	-								
<u>Limanda ferruginea</u>	-	-	-	-								
<u>Lophius americanus</u>	-	-	-	-								
<u>Macrozoarces americanus</u>	-	-	-	-								
<u>Myoxocephalus octodecimspinosus</u>	-	-	-	-								
<u>Myoxocephalus sp.</u>	-	-	-	-								
<u>Myxine glutinosa</u>	-	-	-	-								
<u>Ophichthus cruentifer</u>	-	0.3	0.3	-								
<u>Paralichthys oblongus</u>	-	-	-	-								
<u>Raja sp.</u>	-	-	-	-								
<u>Urophycis chuss</u>	-	-	-	-								
<u>Urophycis sp.</u>	-	0.4	0.3	-								
Flounder	-	-	0.3	-								
Pisces	-	-	-	-								
Sculpin	-	-	-	-								
Shark	-	-	-	-								

STATION DISCONTINUED AFTER MAY 1982

TABLE H-8. AVERAGE DENSITY PER SQUARE METER OF EPIBENTHIC MACROFAUNA IDENTIFIED FROM BOTTOM PHOTOGRAPHS TAKEN AT GEORGES BANK BENTHIC MONITORING PROGRAM REGIONAL STATION 7A.

	7/81	11/81	2/82	5/82	7/82	11/82	2/83	5/83	7/83	11/83	2/84	6/84
Porifera												
Porifera					-	-	-	-	-	-	-	-
Cnidaria												
Hydrozoa (colonial)					-	-	-	-	-	0.1	-	-
Anthozoa					-	-	-	-	-	-	-	-
Annelida												
Onuphidae					-	-	-	-	-	-	-	-
Mollusca												
<u>Arctica islandica</u>					-	-	-	-	-	-	-	-
<u>Illex illecebrosus</u>					-	-	-	-	-	-	-	-
<u>Placopecten magellanicus</u>					-	-	-	-	-	-	-	-
Gastropoda					-	-	-	-	-	-	-	-
					STATION NOT SAMPLED UNTIL JULY 1982							
Arthropoda												
Cancer sp.					0.1	0.1	-	-	0.05	0.2	-	-
Pagurus sp.					-	-	-	-	-	-	-	-
Echinodermata												
Asterias/Leptasterias spp.					-	-	-	-	0.1	-	-	-
Ctenodiscus sp.					-	-	-	-	-	-	-	-
Echinarachnius parma					-	-	-	-	-	-	-	-
Oreaster sp.					-	-	-	-	-	-	-	-
Asteroidea					-	-	-	-	-	-	-	-
Pisces												
<u>Cryptacanthodes maculatus</u>					-	-	-	-	-	-	-	-
<u>Limanda ferruginea</u>					-	-	-	-	-	-	-	-
<u>Lophius americanus</u>					-	-	-	-	-	-	-	-
<u>Macrozoarces americanus</u>					0.1	-	-	-	0.05	0.9	-	-
<u>Myoxocephalus octodecimspinosus</u>					-	-	-	-	-	-	-	-
<u>Myoxocephalus sp.</u>					-	-	-	-	-	-	-	-
<u>Myxine glutinosa</u>					-	-	-	-	-	-	-	-
<u>Ophichthus cruentifer</u>					0.5	-	-	-	-	-	0.2	-
<u>Paralichthys oblongus</u>					-	-	-	-	-	-	-	-
Raja sp.					-	-	-	-	-	-	-	-
<u>Urophycis chuss</u>					-	-	-	-	-	-	-	-
<u>Urophycis sp.</u>					-	-	-	-	-	0.1	0.1	-
Flounder					-	-	-	-	-	-	0.1	-
Pisces					-	-	-	-	-	-	-	-
Sculpin					-	-	-	-	-	-	-	-
Shark					-	-	-	-	-	-	-	-

TABLE H-9. AVERAGE DENSITY PER SQUARE METER OF EPIBENTHIC MACROFAUNA IDENTIFIED FROM BOTTOM PHOTOGRAPHS TAKEN AT GEORGES BANK BENTHIC MONITORING PROGRAM REGIONAL STATION 8.

	7/81	11/81	2/82	5/82	7/82	11/82	2/83	5/83	7/83	11/83	2/84	6/84
Porifera												
Porifera	-	-	-	-	-	-	-	-	-	-	-	-
Cnidaria												
Hydrozoa (colonial)	-	-	-	-	-	-	-	-	-	-	-	-
Anthozoa	-	-	0.2	-	-	-	-	-	-	-	-	-
Annelida												
Onuphidae	-	-	+	-	+	+	-	-	+	+	-	+
Mollusca												
<u>Arctica islandica</u>	-	-	-	-	-	-	-	-	-	-	-	-
<u>Illex illecebrosus</u>	-	-	-	-	-	-	-	-	-	0.1	-	-
<u>Placopecten magellanicus</u>	-	-	-	-	-	-	-	-	-	-	-	-
Gastropoda	-	-	-	-	-	-	-	-	-	-	-	-
Arthropoda												
Cancer sp.	-	-	-	-	-	-	-	-	-	-	-	-
<u>Pagurus sp.</u>	-	-	-	-	-	-	-	-	-	-	-	-
Echinodermata												
<u>Asterias/Leptasterias spp.</u>	-	-	-	-	-	-	-	-	-	0.1	-	-
Ctenodiscus sp.	-	-	-	-	-	-	-	-	-	-	-	-
<u>Echinarachnius parma</u>	-	-	-	-	-	-	-	-	-	-	-	-
Oreaster sp.	-	-	-	-	-	-	-	-	-	-	-	-
Asteroidea	-	0.3	0.2	-	0.4	0.4	-	-	0.3	0.1	-	-
Pisces												
<u>Cryptacanthodes maculatus</u>	-	-	-	-	-	-	-	-	-	-	-	-
<u>Limanda ferruginea</u>	-	-	-	-	-	-	-	-	-	-	-	-
<u>Lophius americanus</u>	-	-	-	-	-	-	-	-	-	-	-	-
<u>Macrozoarces americanus</u>	-	-	-	-	-	-	-	-	-	-	-	-
<u>Myoxocephalus octodecimspinosus</u>	-	-	-	-	-	-	-	-	-	-	-	-
<u>Myoxocephalus sp.</u>	-	-	-	-	-	-	-	-	-	-	-	-
<u>Myxine glutinosa</u>	-	-	-	-	-	-	-	-	-	-	-	-
<u>Ophichthus cruentifer</u>	-	-	-	-	-	0.1	-	-	-	0.1	-	-
<u>Paralichthys oblongus</u>	-	-	-	-	-	-	-	-	-	-	-	-
Raja sp.	-	-	-	-	-	-	-	-	-	-	-	-
<u>Urophycis chuss</u>	-	-	-	-	-	-	-	-	-	-	-	-
<u>Urophycis sp.</u>	-	-	-	-	-	-	-	-	-	-	-	-
Flounder	-	0.2	-	-	-	-	-	-	0.05	-	-	-
Pisces	-	-	-	-	-	-	-	-	0.05	-	-	0.1
Sculpin	-	-	-	-	0.1	-	-	-	-	-	-	-
Shark	-	-	-	-	-	-	-	-	-	-	-	-

+ indicates organism is present; density impossible to estimate accurately

TABLE H-10. AVERAGE DENSITY PER SQUARE METER OF EPIBENTHIC MACROFAUNA IDENTIFIED FROM BOTTOM PHOTOGRAPHS TAKEN AT GEORGES BANK BENTHIC MONITORING PROGRAM REGIONAL STATION 9.

	7/81	11/81	2/82	5/82	7/82	11/82	2/83	5/83	7/83	11/83	2/84	6/84
Porifera												
Porifera	-	-	-	-	-	-	-	-	-	-	-	-
Cnidaria												
Hydrozoa (colonial)	-	-	-	-	-	-	-	-	-	-	-	-
Anthozoa	-	-	-	-	-	0.1	-	-	-	-	-	-
Annelida												
Onuphidae	-	-	-	-	-	-	-	-	-	-	-	-
Mollusca												
Arctica islandica	-	-	-	-	-	-	-	-	-	-	-	-
Illex illecebrosus	-	-	-	-	-	-	-	-	-	-	-	-
Placopecten magellanicus	-	-	-	-	-	-	-	-	-	-	-	-
Gastropoda	-	-	-	-	-	-	-	-	-	-	-	-
Arthropoda												
Cancer sp.	-	0.6	-	-	-	-	-	-	-	0.1	-	0.05
Pagurus sp.	-	-	-	-	-	-	-	-	-	-	-	-
Echinodermata												
Asterias/Leptasterias spp.	-	-	-	-	0.2	-	-	-	-	-	-	-
Ctenodiscus sp.	-	-	-	-	-	-	-	-	-	-	-	-
Echinarachnius parma	-	-	-	-	-	-	-	-	-	-	-	-
Oreaster sp.	-	-	-	-	-	-	-	-	-	-	-	-
Asteroidea	-	-	-	-	-	-	-	-	-	0.2	-	-
Pisces												
Cryptacanthodes maculatus	-	-	-	-	-	-	-	-	-	-	-	-
Limanda ferruginea	-	-	-	-	-	-	-	-	-	-	-	-
Lophius americanus	-	-	-	-	-	-	-	-	-	-	-	-
Macrozoarces americanus	-	-	-	-	-	-	-	-	-	-	-	-
Myoxocephalus octodecimspinosus	-	-	-	-	-	-	-	-	-	-	-	-
Myoxocephalus sp.	-	-	-	-	-	-	-	-	-	-	-	-
Myxine glutinosa	-	-	-	-	-	-	-	-	-	-	-	-
Ophichthus cruentifer	-	-	-	-	-	-	-	-	-	-	-	-
Paralichthys oblongus	-	-	-	-	-	-	-	-	-	-	-	-
Raja sp.	-	-	-	-	-	-	-	-	-	-	-	-
Urophycis chuss	-	-	-	-	-	-	-	-	-	-	-	-
Urophycis sp.	-	-	-	-	-	0.4	-	-	-	0.1	-	0.6
Flounder	-	-	-	-	-	-	-	-	-	-	-	-
Pisces	-	-	-	-	-	-	-	-	-	-	-	-
Sculpin	-	-	-	-	-	-	-	-	-	-	-	-
Shark	-	-	-	-	-	-	-	-	-	-	-	-

TABLE H-11. AVERAGE DENSITY PER SQUARE METER OF EPIBENTHIC MACROFAUNA IDENTIFIED FROM BOTTOM PHOTOGRAPHS TAKEN AT GEORGES BANK BENTHIC MONITORING PROGRAM REGIONAL STATION 10.

	7/81	11/81	2/82	5/82	7/82	11/82	2/83	5/83	7/83	11/83	2/84	6/84
Porifera												
Porifera	-	-	-	-	-	-	-	-	-	-	-	-
Cnidaria												
Hydrozoa (colonial)	-	0.3	-	0.6	0.1	0.6	-	-	-	0.6	-	-
Anthozoa	-	-	-	-	-	-	-	-	-	-	-	-
Annelida												
Onuphidae	-	-	-	-	-	-	-	-	-	-	-	-
Mollusca												
<u>Arctica islandica</u>	-	-	-	-	-	-	-	-	-	-	-	-
<u>Illex illecebrosus</u>	-	-	-	-	-	-	-	-	-	-	-	-
<u>Placopecten magellanicus</u>	-	-	-	-	-	-	-	-	-	-	-	-
Gastropoda	-	-	-	0.2	-	-	-	-	-	-	-	-
Arthropoda												
Cancer sp.	0.2	-	-	-	-	-	-	-	-	-	-	-
<u>Pagurus sp.</u>	-	-	-	0.2	-	-	-	-	-	-	-	-
Echinodermata												
<u>Asterias/Leptasterias spp.</u>	1.4	-	-	1.0	0.2	4.2	-	-	-	0.6	-	-
<u>Ctenodiscus sp.</u>	-	-	-	-	-	-	-	-	-	-	-	-
<u>Echinarachnius parma</u>	+	+	-	+	+	-	-	-	-	+	-	-
<u>Oreaster sp.</u>	-	-	-	-	-	-	-	-	-	-	-	-
Asteroidea	-	-	-	-	-	-	-	-	-	0.8	-	-
Pisces												
<u>Cryptacanthodes maculatus</u>	-	-	-	-	-	-	-	-	-	-	-	-
<u>Limanda ferruginea</u>	-	-	-	-	-	-	-	-	-	-	-	-
<u>Lophius americanus</u>	-	-	-	-	-	-	-	-	-	-	-	-
<u>Macrozoarces americanus</u>	-	-	-	-	-	-	-	-	-	-	-	-
<u>Myoxocephalus octodecimspinosus</u>	-	-	-	-	-	-	-	-	-	-	-	-
<u>Myoxocephalus sp.</u>	-	-	-	-	-	-	-	-	-	-	-	-
<u>Myxine glutinosa</u>	-	-	-	-	-	-	-	-	-	-	-	-
<u>Ophichthus cruentifer</u>	-	-	-	-	-	-	-	-	-	-	-	-
<u>Paralichthys oblongus</u>	-	-	-	-	-	-	-	-	-	-	-	-
<u>Raja sp.</u>	0.2	-	-	-	-	-	-	-	-	-	-	-
<u>Urophycis chuss</u>	-	-	-	-	-	-	-	-	-	-	-	-
<u>Urophycis sp.</u>	0.1	-	-	-	-	-	-	-	-	-	-	-
Flounder	-	-	-	-	-	-	-	-	-	-	-	-
Pisces	-	-	-	-	-	-	-	-	-	-	-	-
Sculpin	-	-	-	-	-	-	-	-	-	-	-	-
Shark	-	-	-	-	-	-	-	-	-	-	-	-

+ indicates organism is present; density impossible to estimate accurately

TABLE H-12. AVERAGE DENSITY PER SQUARE METER OF EPIBENTHIC MACROFAUNA IDENTIFIED FROM BOTTOM PHOTOGRAPHS TAKEN AT GEORGES BANK BENTHIC MONITORING PROGRAM REGIONAL STATION 11.

	7/81	11/81	2/82	5/82	7/82	11/82	2/83	5/83	7/83	11/83	2/84	6/84
Porifera												
Porifera	-	-	-	-	-	0.1	-	-	-	-	-	-
Cnidaria												
Hydrozoa (colonial)	0.2	-	-	-	-	0.6	-	-	-	-	-	1.4
Anthozoa	-	-	-	-	-	-	-	-	-	-	-	-
Annelida												
Onuphidae	-	-	-	-	-	-	-	-	-	-	-	-
Mollusca												
<u>Arctica islandica</u>	-	-	-	-	-	-	-	-	-	0.1	-	-
<u>Illex illecebrosus</u>	-	-	-	-	-	-	-	-	-	-	-	-
<u>Placopecten magellanicus</u>	-	-	-	-	-	-	-	-	-	-	-	-
Gastropoda	-	0.1	-	-	-	0.1	-	-	-	-	-	-
Arthropoda												
Cancer sp.	-	-	-	-	-	0.1	-	-	-	0.2	-	-
Pagurus sp.	-	-	-	-	-	0.1	-	-	-	-	-	-
Echinodermata												
<u>Asterias/Leptasterias spp.</u>	0.4	-	-	5.5	0.5	0.3	-	-	-	0.2	-	-
Ctenodiscus sp.	-	-	-	-	-	-	-	-	-	-	-	-
<u>Echinarachnius parma</u>	2.8	-	-	-	-	-	-	-	-	-	-	-
Oreaster sp.	-	-	-	-	-	-	-	-	-	-	-	-
Asteroidea	0.8	-	-	-	-	0.3	-	-	-	-	-	0.2
Pisces												
<u>Cryptacanthodes maculatus</u>	-	-	-	-	-	-	-	-	-	-	-	-
<u>Limanda ferruginea</u>	-	-	-	-	-	-	-	-	-	-	-	-
<u>Lophius americanus</u>	-	-	-	-	-	-	-	-	-	-	-	-
<u>Macrozoarces americanus</u>	-	-	-	-	-	-	-	-	-	-	-	-
<u>Myoxocephalus octodecimspinosus</u>	-	-	-	-	-	-	-	-	-	-	-	-
<u>Myoxocephalus sp.</u>	-	-	-	-	-	-	-	-	-	-	-	-
<u>Myxine glutinosa</u>	-	-	-	-	-	-	-	-	-	-	-	-
<u>Ophichthus cruentifer</u>	-	-	-	-	-	0.4	-	-	-	-	-	-
<u>Paralichthys oblongus</u>	-	-	-	-	-	-	-	-	-	-	-	-
Raja sp.	-	-	-	-	-	-	-	-	-	-	-	-
<u>Urophycis chuss</u>	-	-	-	-	-	-	-	-	-	-	-	-
<u>Urophycis sp.</u>	-	-	-	-	-	-	-	-	-	-	-	-
Flounder	0.1	-	-	-	-	-	-	-	-	-	-	-
Pisces	-	-	-	-	-	-	-	-	-	-	-	-
Sculpin	-	-	-	-	-	-	-	-	-	-	-	-
Shark	-	-	-	-	-	-	-	-	-	-	-	-



TABLE H-13. AVERAGE DENSITY PER SQUARE METER OF EPIBENTHIC MACROFAUNA IDENTIFIED FROM BOTTOM PHOTOGRAPHS TAKEN AT GEORGES BANK BENTHIC MONITORING PROGRAM REGIONAL STATION 12.

	7/81	11/81	2/82	5/82	7/82	11/82	2/83	5/83	7/83	11/83	2/84	6/84
Porifera												
Porifera	-	0.2	0.2	0.4	-	0.1	-	-	-	-	-	0.2
Cnidaria												
Hydrozoa (colonial)	-	-	-	-	-	-	-	-	-	-	-	-
Anthozoa	-	-	-	-	-	-	-	-	-	-	-	-
Annelida												
Onuphidae	-	-	-	-	-	-	-	-	-	-	-	-
Mollusca												
<u>Arctica islandica</u>	-	-	-	-	-	-	-	-	-	-	-	-
<u>Illex illecebrosus</u>	-	-	-	-	-	-	-	-	-	-	-	-
<u>Placopecten magellanicus</u>	-	-	-	-	-	-	-	-	-	-	-	0.1
Gastropoda	-	-	-	-	-	-	-	-	-	-	-	-
Arthropoda												
Cancer sp.	-	-	-	-	-	-	-	-	-	-	-	0.1
<u>Pagurus</u> sp.	-	0.3	-	-	-	-	-	-	-	-	-	-
Echinodermata												
<u>Asterias/Leptasterias</u> spp.	12.6	0.2	1.0	2.8	-	10.8	-	-	-	-	-	23.5
<u>Ctenodiscus</u> sp.	-	2.8	-	-	-	-	-	-	-	-	-	-
<u>Echinarachnius parma</u>	1.4	-	-	-	-	-	-	-	-	-	-	-
<u>Oreaster</u> sp.	-	-	-	-	-	-	-	-	-	-	-	-
Asteroidea	-	5.3	6.6	14.4	-	0.1	-	-	-	-	-	-
Pisces												
<u>Cryptacanthodes maculatus</u>	-	-	-	-	-	-	-	-	-	-	-	-
<u>Limanda ferruginea</u>	-	-	-	-	-	-	-	-	-	-	-	-
<u>Lophius americanus</u>	-	-	-	-	-	-	-	-	-	-	-	-
<u>Macrozoarces americanus</u>	-	-	-	-	-	-	-	-	-	-	-	-
<u>Myoxocephalus octodecimspinosus</u>	-	-	-	-	-	-	-	-	-	-	-	-
<u>Myoxocephalus</u> sp.	-	-	-	-	-	-	-	-	-	-	-	-
<u>Myxine glutinosa</u>	-	-	-	-	-	-	-	-	-	-	-	-
<u>Ophichthus cruentifer</u>	-	-	-	-	-	0.1	-	-	-	-	-	-
<u>Paralichthys oblongus</u>	-	-	-	-	-	-	-	-	-	-	-	-
<u>Raja</u> sp.	-	-	-	-	-	-	-	-	-	-	-	-
<u>Urophycis chuss</u>	-	-	-	-	-	-	-	-	-	-	-	0.3
<u>Urophycis</u> sp.	-	-	-	0.2	-	0.1	-	-	-	-	-	-
Flounder	-	0.3	-	0.2	-	-	-	-	-	-	-	0.1
Pisces	-	-	-	-	-	-	-	-	-	-	-	-
Sculpin	-	-	-	-	-	-	-	-	-	-	-	-
Shark	-	-	-	-	-	-	-	-	-	-	-	-

TABLE H-14. AVERAGE DENSITY PER SQUARE METER OF EPIBENTHIC MACROFAUNA IDENTIFIED FROM BOTTOM PHOTOGRAPHS TAKEN AT GEORGES BANK BENTHIC MONITORING PROGRAM REGIONAL STATION 13.

	7/81	11/81	2/82	5/82	7/82	11/82	2/83	5/83	7/83	11/83	2/84	6/84
Porifera												
Porifera	-	-	-	-	-	-	-	-	-	-	-	-
Cnidaria												
Hydrozoa (colonial)	-	-	-	-	-	-	+	-	-	-	-	-
Anthozoa	-	-	-	-	-	-	-	-	-	-	-	-
Annelida												
Onuphidae	-	-	-	-	-	-	-	-	-	-	-	-
Mollusca												
<u>Arctica islandica</u>	-	-	-	-	-	-	-	-	-	-	-	-
<u>Illex illecebrosus</u>	-	-	-	-	-	-	-	-	-	-	-	-
<u>Placopecten magellanicus</u>	-	-	-	-	-	-	-	-	-	-	-	-
Gastropoda	-	-	-	-	-	-	-	-	-	-	-	-
Arthropoda												
Cancer sp.	-	-	-	-	-	-	-	-	-	-	-	-
<u>Pagurus</u> sp.	-	-	-	-	-	-	-	-	-	-	-	-
Echinodermata												
<u>Asterias/Leptasterias</u> spp.	-	-	-	-	-	-	-	-	-	-	-	-
<u>Ctenodiscus</u> sp.	-	-	-	-	-	-	-	-	-	-	-	-
<u>Echinarachnius parma</u>	-	-	-	-	-	-	-	-	-	-	-	-
<u>Oreaster</u> sp.	-	-	-	-	-	-	-	-	-	-	-	-
Asteroidea	-	-	-	-	-	-	+	-	-	-	-	-
Pisces												
<u>Cryptacanthodes maculatus</u>	-	-	-	-	-	-	-	-	-	-	-	-
<u>Limanda ferruginea</u>	-	-	-	-	-	-	-	-	-	-	-	-
<u>Lophius americanus</u>	-	-	-	-	-	-	-	-	-	-	-	-
<u>Macrozoarces americanus</u>	-	-	-	-	-	-	-	-	-	-	-	-
<u>Myoxocephalus octodecimspinosus</u>	-	-	-	-	-	-	-	-	-	-	-	-
<u>Myoxocephalus</u> sp.	-	-	-	-	-	-	-	-	-	-	-	-
<u>Myxine glutinosa</u>	-	-	-	-	-	-	-	-	-	-	-	-
<u>Ophichthus cruentifer</u>	-	-	-	-	-	-	-	-	-	-	-	-
<u>Paralichthys oblongus</u>	-	-	-	-	-	-	-	-	-	-	-	-
Raja sp.	-	-	-	-	-	-	-	-	-	-	-	-
<u>Urophycis chuss</u>	-	-	-	-	-	-	-	-	-	-	-	-
<u>Urophycis</u> sp.	-	-	-	-	-	-	-	-	-	-	-	-
Flounder	-	-	-	-	-	-	-	-	-	-	-	-
Pisces	-	-	-	-	-	-	-	-	-	-	-	-
Sculpin	-	-	-	-	-	-	-	-	-	-	-	-
Shark	-	-	-	-	-	-	-	-	-	-	-	-

+ indicates organism is present; density impossible to estimate accurately

TABLE H-15. AVERAGE DENSITY PER SQUARE METER OF EPIBENTHIC MACROFAUNA IDENTIFIED FROM BOTTOM PHOTOGRAPHS TAKEN AT GEORGES BANK BENTHIC MONITORING PROGRAM REGIONAL STATION 14.

	7/81	11/81	2/82	5/82	7/82	11/82	2/83	5/83	7/83	11/83	2/84	6/84
Porifera												
Porifera	-	-	-	-								
Cnidaria												
Hydrozoa (colonial)	-	-	-	-								
Anthozoa	-	-	-	-								
Annelida												
Onuphidae	-	-	-	-								
Mollusca												
<u>Arctica islandica</u>	-	-	-	-								
<u>Illex illecebrosus</u>	-	-	-	-								
<u>Placopecten magellanicus</u>	-	-	-	-								
Gastropoda	-	-	-	-								
Arthropoda												
Cancer sp.	-	-	-	-								
Pagurus sp.	-	-	-	-								
Echinodermata												
<u>Asterias/Leptasterias</u> spp.	-	-	-	-								
Ctenodiscus sp.	-	-	-	-								
<u>Echinarachnius parma</u>	-	-	-	-								
Oreaster sp.	-	-	-	-								
Asteroidea	0.3	-	-	-								
Pisces												
<u>Cryptacanthodes maculatus</u>	-	-	-	-								
<u>Limanda ferruginea</u>	-	-	-	-								
<u>Lophius americanus</u>	-	-	-	-								
<u>Macrozoarces americanus</u>	-	-	-	-								
<u>Myoxocephalus octodecimspinosus</u>	-	-	-	-								
<u>Myoxocephalus</u> sp.	-	-	-	-								
<u>Myxine glutinosa</u>	-	-	-	-								
<u>Ophichthus cruentifer</u>	-	-	-	-								
<u>Paralichthys oblongus</u>	-	-	-	-								
Raja sp.	-	-	-	-								
<u>Urophycis chuss</u>	-	-	-	-								
<u>Urophycis</u> sp.	-	-	-	-								
Flounder	-	-	-	-								
Pisces	-	-	-	-								
Sculpin	-	-	-	-								
Shark	-	-	-	-								

STATION NOT SAMPLED AFTER MAY 1982

TABLE H-16. AVERAGE DENSITY PER SQUARE METER OF EPIBENTHIC MACROFAUNA IDENTIFIED FROM BOTTOM PHOTOGRAPHS TAKEN AT GEORGES BANK BENTHIC MONITORING PROGRAM REGIONAL STATION 15.

	7/81	11/81	2/82	5/82	7/82	11/82	2/83	5/83	7/83	11/83	2/84	6/84
Porifera												
Porifera	-	-	-	-	-	0.1	-	-	-	-	-	-
Cnidaria												
Hydrozoa (colonial)	-	-	-	-	-	-	-	-	-	-	-	-
Anthozoa	-	-	-	-	-	-	-	-	-	-	-	-
Annelida												
Onuphidae	-	-	-	-	-	-	-	-	-	-	-	-
Mollusca												
<u>Arctica islandica</u>	-	-	-	-	-	-	-	-	-	-	-	-
<u>Illex illecebrosus</u>	-	-	-	-	-	-	-	-	-	-	-	-
<u>Placopecten magellanicus</u>	-	-	-	-	-	-	-	-	-	-	-	-
Gastropoda	-	-	-	-	-	-	-	-	-	-	-	-
Arthropoda												
Cancer sp.	-	-	-	-	-	-	-	-	-	-	-	-
Pagurus sp.	-	-	-	-	-	-	-	-	-	-	-	-
Echinodermata												
<u>Asterias/Leptasterias spp.</u>	-	-	-	-	-	2.0	-	-	-	-	-	-
<u>Ctenodiscus sp.</u>	-	-	-	-	-	-	-	-	-	-	-	-
<u>Echinarachnius parma</u>	-	-	-	-	-	-	-	-	-	-	-	-
<u>Oreaster sp.</u>	-	-	-	-	-	-	-	-	-	-	-	-
Asteroidea	-	0.3	-	-	-	-	-	-	-	-	-	-
Pisces												
<u>Cryptacanthodes maculatus</u>	-	-	-	-	-	-	-	-	-	-	-	-
<u>Limanda ferruginea</u>	-	-	-	-	-	-	-	-	-	-	-	-
<u>Lophius americanus</u>	-	-	-	-	-	-	-	-	-	-	-	-
<u>Macrozoarces americanus</u>	-	-	-	-	-	-	-	-	-	-	-	-
<u>Myoxocephalus octodecimspinosus</u>	-	-	-	-	-	-	-	-	-	-	-	-
<u>Myoxocephalus sp.</u>	-	-	-	-	-	-	-	-	-	-	-	-
<u>Myxine glutinosa</u>	-	-	-	-	-	-	-	-	-	-	-	-
<u>Ophichthus cruentifer</u>	-	-	-	-	-	-	-	-	-	-	-	-
<u>Paralichthys oblongus</u>	-	-	-	-	-	-	-	-	-	-	-	-
Raja sp.	0.4	-	-	-	-	-	-	-	-	-	-	-
<u>Urophycis chuss</u>	-	-	-	-	-	-	-	-	-	-	-	-
<u>Urophycis sp.</u>	-	-	-	-	-	-	-	-	-	-	-	-
Flounder	-	-	-	-	-	-	-	-	-	-	-	-
Pisces	-	-	-	-	-	-	-	-	-	-	-	-
Sculpin	-	-	-	-	-	-	-	-	-	-	-	-
Shark	-	-	-	-	-	-	-	-	-	-	-	-

TABLE H-17. AVERAGE DENSITY PER SQUARE METER OF EPIBENTHIC MACROFAUNA IDENTIFIED FROM BOTTOM PHOTOGRAPHS TAKEN AT GEORGES BANK BENTHIC MONITORING PROGRAM REGIONAL STATION 16.

	7/81	11/81	2/82	5/82	7/82	11/82	2/83	5/83	7/83	11/83	2/84	6/84
Porifera												
Porifera	-	-	-	-	-	-	-	-	0.1	-	-	-
Cnidaria												
Hydrozoa (colonial)	-	-	0.2	-	-	-	-	-	-	-	-	0.1
Anthozoa	-	-	-	-	-	-	-	-	-	-	-	-
Annelida												
Onuphidae	-	-	-	-	-	+	-	-	+	-	-	+
Mollusca												
<u>Arctica islandica</u>	-	-	-	-	-	-	-	-	0.1	-	-	0.2
<u>Illex illecebrosus</u>	-	-	-	-	-	-	-	-	-	-	-	-
<u>Placopecten magellanicus</u>	-	-	-	-	-	-	-	-	-	-	-	-
Gastropoda	-	-	-	-	-	-	-	-	-	-	-	-
Arthropoda												
Cancer sp.	-	-	-	-	-	-	-	-	-	-	-	-
Pagurus sp.	-	-	-	-	-	-	-	-	-	-	-	-
Echinodermata												
<u>Asterias/Leptasterias spp.</u>	0.4	0.6	1.0	-	1.3	0.5	-	-	0.2	0.1	-	-
Ctenodiscus sp.	-	-	-	-	-	-	-	-	-	-	-	-
<u>Echinarachnius parma</u>	-	-	-	-	-	-	-	-	-	-	-	-
Oreaster sp.	-	0.4	-	-	-	-	-	-	-	-	-	-
Asteroidea	0.2	-	0.5	0.5	-	-	-	-	0.4	1.0	-	1.0
Pisces												
<u>Cryptacanthodes maculatus</u>	-	-	-	-	-	-	-	-	-	-	-	-
<u>Limanda ferruginea</u>	-	-	-	-	-	-	-	-	-	-	-	-
<u>Lophius americanus</u>	-	-	-	-	-	-	-	-	-	-	-	-
<u>Macrozoarces americanus</u>	-	-	-	-	-	-	-	-	-	0.2	-	-
<u>Myoxocephalus octodecimspinosus</u>	-	-	-	-	-	-	-	-	-	-	-	-
<u>Myoxocephalus sp.</u>	-	-	-	-	-	-	-	-	-	-	-	-
<u>Myxine glutinosa</u>	-	-	-	-	-	-	-	-	-	-	-	-
<u>Ophichthus cruentifer</u>	-	-	-	-	-	-	-	-	-	-	-	-
<u>Paralichthys oblongus</u>	-	-	-	-	-	-	-	-	-	-	-	-
Raja sp.	-	-	-	-	-	-	-	-	-	-	-	-
<u>Urophycis chuss</u>	-	-	-	-	-	-	-	-	-	-	-	-
Urophycis sp.	0.2	-	-	-	-	-	-	-	-	-	-	-
Flounder	0.2	-	-	0.2	-	-	-	-	0.05	-	-	-
Pisces	-	-	-	-	-	-	-	-	-	-	-	-
Sculpin	-	-	-	-	-	-	-	-	-	-	-	-
Shark	-	-	-	-	-	-	-	-	-	-	-	-

+ indicates organism is present; density impossible to estimate accurately

TABLE H-18. AVERAGE DENSITY PER SQUARE METER OF EPIBENTHIC MACROFAUNA IDENTIFIED FROM BOTTOM PHOTOGRAPHS TAKEN AT GEORGES BANK BENTHIC MONITORING PROGRAM REGIONAL STATION 17.

	7/81	11/81	2/82	5/82	7/82	11/82	2/83	5/83	7/83	11/83	2/84	6/84
Porifera												
Porifera	-	-	-	-	-	-	-	-	-	-	-	-
Cnidaria												
Hydrozoa (colonial)	-	-	-	-	-	-	-	-	-	-	0.1	-
Anthozoa	-	-	-	-	-	-	-	-	-	-	-	-
Annelida												
Onuphidae	-	+	-	-	+	+	-	-	+	+	+	+
Mollusca												
<u>Arctica islandica</u>	-	-	-	-	-	-	-	-	-	0.1	0.4	-
<u>Illex illecebrosus</u>	-	-	-	-	-	-	-	-	-	-	-	-
<u>Placopecten magellanicus</u>	-	-	-	-	-	-	-	-	-	-	-	-
Gastropoda	-	-	-	-	-	-	-	-	-	-	-	-
Arthropoda												
Cancer sp.	-	-	-	-	-	-	-	-	-	-	-	-
<u>Pagurus</u> sp.	-	-	-	-	-	-	-	-	-	-	-	-
Echinodermata												
<u>Asterias/Leptasterias</u> spp.	0.8	0.8	-	-	-	-	-	-	-	-	-	-
Ctenodiscus sp.	-	-	-	-	-	-	-	-	-	-	-	-
Echinarachnius parma	-	-	-	-	-	-	-	-	-	-	-	-
Oreaster sp.	0.2	0.2	-	-	-	-	-	-	-	-	-	-
Asteroidea	0.1	-	0.4	0.8	1.0	0.6	-	-	0.6	0.6	0.5	1.0
Pisces												
<u>Cryptacanthodes maculatus</u>	-	-	-	-	-	-	-	-	-	-	-	-
<u>Limanda ferruginea</u>	-	-	-	-	-	-	-	-	-	-	-	-
<u>Lophius americanus</u>	-	-	-	-	-	-	-	-	-	-	-	-
<u>Macrozoarces americanus</u>	-	-	-	-	-	-	-	-	-	-	0.5	-
<u>Myoxocephalus octodecimspinosus</u>	-	-	-	-	-	-	-	-	-	-	-	-
<u>Myoxocephalus</u> sp.	-	-	-	-	-	-	-	-	-	-	-	-
<u>Myxine glutinosa</u>	-	-	-	-	-	-	-	-	-	0.1	-	-
<u>Ophichthus cruentifer</u>	-	0.2	0.2	-	-	0.1	-	-	-	-	-	0.2
<u>Paralichthys oblongus</u>	-	-	-	-	-	-	-	-	-	-	-	-
Raja sp.	-	-	0.4	-	-	-	-	-	-	-	-	-
<u>Urophycis chuss</u>	-	-	-	-	-	-	-	-	-	-	-	-
<u>Urophycis</u> sp.	-	-	-	0.2	0.1	-	-	-	0.2	-	-	0.1
Flounder	-	-	-	-	-	-	-	-	0.1	-	-	-
Pisces	-	-	-	-	-	-	-	-	-	-	-	-
Sculpin	-	-	-	-	-	-	-	-	-	-	-	-
Shark	-	-	-	-	-	-	-	-	-	-	-	-

+ indicates organism is present; density impossible to estimate accurately

TABLE H-19. AVERAGE DENSITY PER SQUARE METER OF EPIBENTHIC MACROFAUNA IDENTIFIED FROM BOTTOM PHOTOGRAPHS TAKEN AT GEORGES BANK BENTHIC MONITORING PROGRAM REGIONAL STATION 18.

	7/81	11/81	2/82	5/82	7/82	11/82	2/83	5/83	7/83	11/83	2/84	6/84
Porifera												
Porifera	-	-	-	-	-	-	-	-	-	-	-	-
Cnidaria												
Hydrozoa (colonial)	-	-	-	-	-	-	-	-	-	0.1	-	-
Anthozoa	-	-	-	-	-	-	-	-	-	-	-	-
Annelida												
Onuphidae	-	-	-	-	-	-	-	-	-	-	-	-
Mollusca												
Arctica islandica	-	-	-	-	-	-	-	-	-	-	-	-
Illex illecebrosus	-	-	-	-	-	-	-	-	-	-	-	-
Placopecten magellanicus	-	-	-	-	-	-	-	-	-	-	-	-
Gastropoda	-	-	-	-	-	-	-	-	-	-	-	-
Arthropoda												
Cancer sp.	-	-	0.2	0.2	-	0.1	-	-	-	-	-	-
Pagurus sp.	-	-	-	-	-	-	-	-	-	-	-	-
Echinodermata												
Asterias/Leptasterias spp.	1.1	0.2	-	15.8	-	-	-	-	0.4	0.6	-	-
Ctenodiscus sp.	-	-	-	-	-	-	-	-	-	-	-	-
Echinarachnius parma	-	-	-	-	-	-	-	-	-	-	-	-
Oreaster sp.	-	-	-	-	-	-	-	-	-	-	-	-
Asteroidea	0.4	-	0.2	-	0.2	0.2	-	-	0.8	0.7	-	1.7
Pisces												
Cryptacanthodes maculatus	-	-	-	-	-	-	-	-	-	-	-	-
Limanda ferruginea	-	-	-	-	-	-	-	-	-	-	-	-
Lophius americanus	-	-	-	-	-	-	-	-	-	-	-	-
Macrozoarces americanus	-	-	-	-	-	-	-	-	-	0.3	-	-
Myoxocephalus octodecimspinosus	-	-	-	-	-	-	-	-	-	-	-	-
Myoxocephalus sp.	-	-	-	-	-	-	-	-	-	-	-	-
Myxine glutinosa	-	-	-	-	-	-	-	-	-	-	-	-
Ophichthus cruentifer	-	-	-	-	-	-	-	-	-	-	-	-
Paralichthys oblongus	-	-	-	-	-	-	-	-	-	-	-	-
Raja sp.	-	-	-	-	-	-	-	-	-	-	-	-
Urophycis chuss	-	-	-	-	-	-	-	-	-	-	-	-
Urophycis sp.	-	-	-	-	-	-	-	-	-	-	-	1.1
Flounder	-	-	-	-	-	0.1	-	-	0.05	-	-	-
Pisces	-	-	-	-	-	-	-	-	0.05	-	-	-
Sculpin	-	-	-	-	-	-	-	-	-	-	-	-
Shark	-	-	-	-	-	-	-	-	-	-	-	-

TABLE H-20. AVERAGE DENSITY PER SQUARE METER OF EPIBENTHIC MACROFAUNA IDENTIFIED FROM BOTTOM PHOTOGRAPHS TAKEN AT GEORGES BANK BENTHIC MONITORING PROGRAM SITE-SPECIFIC STATION 5-2.

	7/81	11/81	2/82	5/82	7/82	11/82	2/83	5/83	7/83	11/83	2/84	6/84
Porifera												
Porifera	-	-	-	-	-	-	-	-	-	-	-	-
Cnidaria												
Hydrozoa (colonial)	-	-	1.2	-	-	0.1	-	-	-	0.4	1.2	-
Anthozoa	-	-	-	-	-	-	-	-	-	-	-	-
Annelida												
Onuphidae	-	-	-	-	-	-	-	-	-	-	-	-
Mollusca												
<u>Arctica islandica</u>	-	-	-	-	-	-	-	-	-	-	-	-
<u>Illex illecebrosus</u>	-	-	-	-	-	-	-	-	-	-	-	-
<u>Placopecten magellanicus</u>	-	-	-	-	-	-	-	-	-	-	0.4	0.2
Gastropoda	-	-	-	-	0.1	-	-	-	-	-	-	-
Arthropoda												
<u>Cancer</u> sp.	-	-	-	-	-	0.1	-	-	-	-	-	-
<u>Pagurus</u> sp.	-	-	-	-	0.1	-	-	-	-	-	-	-
Echinodermata												
<u>Asterias/Leptasterias</u> spp.	14.8	-	13.8	-	17.2	6.3	-	-	-	10.6	14.0	16.0
<u>Ctenodiscus</u> sp.	-	-	-	-	-	-	-	-	-	-	-	-
<u>Echinarachnius parma</u>	-	-	-	-	-	-	-	-	-	-	-	-
<u>Oreaster</u> sp.	-	-	-	-	-	-	-	-	-	-	-	-
Asteroidea	0.1	-	-	-	-	-	-	-	-	-	-	-
Pisces												
<u>Cryptacanthodes maculatus</u>	-	-	-	-	-	-	-	-	-	-	-	-
<u>Limanda ferruginea</u>	-	-	-	-	-	-	-	-	-	-	-	-
<u>Lophius americanus</u>	-	-	-	-	-	0.1	-	-	-	-	-	-
<u>Macrozoarces americanus</u>	-	-	-	-	-	-	-	-	-	-	-	0.2
<u>Myoxocephalus octodecimspinosus</u>	-	-	-	-	-	-	-	-	-	-	-	-
<u>Myoxocephalus</u> sp.	-	-	-	-	-	-	-	-	-	-	-	-
<u>Myxine glutinosa</u>	-	-	-	-	-	-	-	-	-	-	-	-
<u>Ophichthus cruentifer</u>	-	-	-	-	-	-	-	-	-	-	-	-
<u>Paralichthys oblongus</u>	-	-	-	-	-	-	-	-	-	-	-	-
<u>Raja</u> sp.	-	-	-	-	-	-	-	-	-	-	-	-
<u>Urophycis chuss</u>	-	-	-	-	-	-	-	-	-	-	-	-
<u>Urophycis</u> sp.	0.2	-	-	-	-	0.1	-	-	-	-	-	-
Flounder	-	-	-	-	-	-	-	-	-	-	-	-
Pisces	-	-	-	-	-	-	-	-	-	-	-	-
Sculpin	-	-	-	-	-	-	-	-	-	-	-	-
Shark	-	-	-	-	-	-	-	-	-	-	-	-



TABLE H-21. AVERAGE DENSITY PER SQUARE METER OF EPIBENTHIC MACROFAUNA IDENTIFIED FROM BOTTOM PHOTOGRAPHS TAKEN AT GEORGES BANK BENTHIC MONITORING PROGRAM SITE-SPECIFIC STATION 5-3.

	7/81	11/81	2/82	5/82	7/82	11/82	2/83	5/83	7/83	11/83	2/84	6/84
Porifera												
Porifera	-	-	-	-	-	-	-	-	-	-	-	-
Cnidaria												
Hydrozoa (colonial)	-	-	-	-	0.1	0.2	-	-	-	-	-	0.1
Anthozoa	-	-	-	-	-	-	-	-	-	-	-	-
Annelida												
Onuphidae	-	-	-	-	-	-	-	-	-	-	-	-
Mollusca												
<u>Arctica islandica</u>	-	-	-	-	-	-	-	-	-	-	-	-
<u>Illex illecebrosus</u>	-	-	-	-	-	-	-	-	-	-	-	-
<u>Placopecten magellanicus</u>	-	-	-	-	0.1	0.1	-	-	-	-	-	-
Gastropoda	-	-	-	-	-	-	-	-	-	-	-	-
Arthropoda												
<u>Cancer sp.</u>	-	-	-	-	0.1	-	-	-	-	-	-	-
<u>Pagurus sp.</u>	-	-	-	-	-	-	-	-	-	-	-	-
Echinodermata												
<u>Asterias/Leptasterias spp.</u>	-	-	-	-	16.6	8.7	-	-	-	-	-	19.9
Ctenodiscus sp.	-	-	-	-	-	-	-	-	-	-	-	-
<u>Echinarachnius parma</u>	-	-	-	-	-	-	-	-	-	-	-	-
Oreaster sp.	-	-	-	-	-	-	-	-	-	-	-	-
Asteroidea	-	-	-	-	0.1	-	-	-	-	-	-	0.1
Pisces												
<u>Cryptacanthodes maculatus</u>	-	-	-	-	-	-	-	-	-	-	-	-
<u>Limanda ferruginea</u>	-	-	-	-	-	-	-	-	-	-	-	-
<u>Lophius americanus</u>	-	-	-	-	-	-	-	-	-	-	-	-
<u>Macrozoarces americanus</u>	-	-	-	-	0.1	-	-	-	-	-	-	0.1
<u>Myoxocephalus octodecimspinosus</u>	-	-	-	-	-	-	-	-	-	-	-	-
<u>Myoxocephalus sp.</u>	-	-	-	-	-	-	-	-	-	-	-	-
<u>Myxine glutinosa</u>	-	-	-	-	-	-	-	-	-	-	-	-
<u>Ophichthus cruentifer</u>	-	-	-	-	-	-	-	-	-	-	-	-
<u>Paralichthys oblongus</u>	-	-	-	-	-	-	-	-	-	-	-	-
Raja sp.	-	-	-	-	-	-	-	-	-	-	-	-
<u>Urophycis chuss</u>	-	-	-	-	-	-	-	-	-	-	-	-
<u>Urophycis sp.</u>	-	-	-	-	-	-	-	-	-	-	-	0.1
Flounder	-	-	-	-	-	-	-	-	-	-	-	-
Pisces	-	-	-	-	-	-	-	-	-	-	-	-
Sculpin	-	-	-	-	-	-	-	-	-	-	-	-
Shark	-	-	-	-	-	-	-	-	-	-	-	-

TABLE H-22. AVERAGE DENSITY PER SQUARE METER OF EPIBENTHIC MACROFAUNA IDENTIFIED FROM BOTTOM PHOTOGRAPHS TAKEN AT GEORGES BANK BENTHIC MONITORING PROGRAM SITE-SPECIFIC STATION 5-4.

	7/81	11/81	2/82	5/82	7/82	11/82	2/83	5/83	7/83	11/83	2/84	6/84
Porifera												
Porifera	-	-	-	-	-	-	-	-	-	-	-	-
Cnidaria												
Hydrozoa (colonial)	-	-	0.2	-	0.1	0.2	-	-	-	-	-	0.5
Anthozoa	-	-	-	-	-	-	-	-	-	-	-	-
Annelida												
Onuphidae	-	-	-	-	-	-	-	-	-	-	-	-
Mollusca												
<u>Arctica islandica</u>	-	-	-	-	-	-	-	-	-	-	-	-
<u>Illex illecebrosus</u>	-	-	-	-	-	-	-	-	-	-	-	-
<u>Piacopecten magellanicus</u>	-	-	-	-	-	-	-	-	-	-	-	0.1
Gastropoda	-	-	-	-	-	-	-	-	-	-	-	-
Arthropoda												
Cancer sp.	-	-	-	-	-	-	-	-	-	-	-	0.1
Pagurus sp.	-	-	-	-	-	-	-	-	-	-	-	-
Echinodermata												
<u>Asterias/Leptasterias spp.</u>	-	-	7.8	-	13.4	4.7	-	-	-	-	-	16.1
Ctenodiscus sp.	-	-	-	-	-	-	-	-	-	-	-	-
<u>Echinarachnius parma</u>	-	-	-	-	-	-	-	-	-	-	-	-
Oreaster sp.	-	-	-	-	-	-	-	-	-	-	-	-
Asteroidea	-	-	-	-	-	-	-	-	-	-	-	-
Pisces												
<u>Cryptacanthodes maculatus</u>	-	-	-	-	-	-	-	-	-	-	-	-
<u>Limanda ferruginea</u>	-	-	-	-	-	-	-	-	-	-	-	-
<u>Lophius americanus</u>	-	-	-	-	-	-	-	-	-	-	-	-
<u>Macrozoarces americanus</u>	-	-	-	-	0.1	-	-	-	-	-	-	0.1
<u>Myoxocephalus octodecimspinosus</u>	-	-	-	-	-	-	-	-	-	-	-	-
Myoxocephalus sp.	-	-	-	-	-	-	-	-	-	-	-	-
<u>Myxine glutinosa</u>	-	-	-	-	-	-	-	-	-	-	-	-
<u>Ophichthus cruentifer</u>	-	-	-	-	-	-	-	-	-	-	-	-
<u>Paralichthys oblongus</u>	-	-	-	-	-	-	-	-	-	-	-	-
Raja sp.	-	-	-	-	-	0.1	-	-	-	-	-	0.1
<u>Urophycis chuss</u>	-	-	-	-	-	-	-	-	-	-	-	-
<u>Urophycis sp.</u>	-	-	-	-	0.2	-	-	-	-	-	-	0.1
Flounder	-	-	-	-	-	-	-	-	-	-	-	-
Pisces	-	-	-	-	-	-	-	-	-	-	-	-
Sculpin	-	-	-	-	-	-	-	-	-	-	-	-
Shark	-	-	-	-	-	-	-	-	-	-	-	-

TABLE H-23. AVERAGE DENSITY PER SQUARE METER OF EPIBENTHIC MACROFAUNA IDENTIFIED FROM BOTTOM PHOTOGRAPHS TAKEN AT GEORGES BANK BENTHIC MONITORING PROGRAM SITE-SPECIFIC STATION 5-5.

	7/81	11/81	2/82	5/82	7/82	11/82	2/83	5/83	7/83	11/83	2/84	6/84
Porifera												
Porifera	-	-	-	-	-	-	-	-	-	-	-	-
Cnidaria												
Hydrozoa (colonial)	-	-	-	-	-	-	-	-	-	-	-	0.2
Anthozoa	-	-	-	-	-	-	-	-	-	-	-	-
Annelida												
Onuphidae	-	-	-	-	-	-	-	-	-	-	-	-
Mollusca												
<u>Arctica islandica</u>	-	-	-	-	-	-	-	-	-	-	-	-
<u>Illex illecebrosus</u>	-	-	-	-	-	-	-	-	-	-	-	-
<u>Placopecten magellanicus</u>	-	-	-	-	0.1	-	-	-	-	-	-	0.1
Gastropoda	-	-	-	-	-	-	-	-	-	-	-	-
Arthropoda												
Cancer sp.	-	-	-	-	0.1	-	-	-	-	-	-	-
Pagurus sp.	-	-	-	-	-	-	-	-	-	-	-	-
Echinodermata												
<u>Asterias/Leptasterias spp.</u>	-	-	10.6	-	15.1	7.0	-	-	-	-	-	-
Ctenodiscus sp.	-	-	-	-	-	-	-	-	-	-	-	-
Echinarachnius parma	-	-	-	-	-	-	-	-	-	-	-	-
Oreaster sp.	-	-	-	-	-	-	-	-	-	-	-	-
Asteroidea	-	-	-	-	0.1	-	-	-	-	-	-	0.3
Pisces												
<u>Cryptacanthodes maculatus</u>	-	-	-	-	-	-	-	-	-	-	-	-
<u>Limanda ferruginea</u>	-	-	-	-	-	-	-	-	-	-	-	-
<u>Lophius americanus</u>	-	-	-	-	-	-	-	-	-	-	-	-
<u>Macrozoarces americanus</u>	-	-	-	-	-	-	-	-	-	-	-	0.1
<u>Myoxocephalus octodecimspinosus</u>	-	-	-	-	-	-	-	-	-	-	-	-
<u>Myoxocephalus sp.</u>	-	-	-	-	-	-	-	-	-	-	-	-
<u>Myxine glutinosa</u>	-	-	-	-	-	-	-	-	-	-	-	-
<u>Ophichthus cruentifer</u>	-	-	-	-	-	-	-	-	-	-	-	-
<u>Paralichthys oblongus</u>	-	-	-	-	-	-	-	-	-	-	-	-
Raja sp.	-	-	-	-	-	-	-	-	-	-	-	0.1
<u>Urophycis chuss</u>	-	-	-	-	-	-	-	-	-	-	-	-
<u>Urophycis sp.</u>	-	-	-	-	0.1	-	-	-	-	-	-	-
Flounder	-	-	-	-	0.1	-	-	-	-	-	-	-
Pisces	-	-	-	-	-	-	-	-	-	-	-	-
Sculpin	-	-	-	-	-	-	-	-	-	-	-	-
Shark	-	-	-	-	-	-	-	-	-	-	-	-

TABLE H-24. AVERAGE DENSITY PER SQUARE METER OF EPIBENTHIC MACROFAUNA IDENTIFIED FROM BOTTOM PHOTOGRAPHS TAKEN AT GEORGES BANK BENTHIC MONITORING PROGRAM SITE-SPECIFIC STATION 5-6.

	7/81	11/81	2/82	5/82	7/82	11/82	2/83	5/83	7/83	11/83	2/84	6/84
Porifera												
Porifera	-	-	-	-	-	-	-	-	-	-	0.1	-
Cnidaria												
Hydrozoa (colonial)	-	-	-	-	-	-	-	-	-	0.7	0.3	0.1
Anthozoa	-	-	-	-	-	-	-	-	-	-	-	-
Annelida												
Onuphidae	-	-	-	-	-	-	-	-	-	-	-	-
Mollusca												
<u>Arctica islandica</u>	-	-	-	-	-	-	-	-	-	-	0.1	-
<u>Illex illecebrosus</u>	-	-	-	-	-	-	-	-	-	-	-	-
<u>Placopecten magellanicus</u>	-	-	-	-	-	0.1	-	-	-	-	0.1	0.1
Gastropoda	-	-	-	-	-	-	-	-	-	-	-	-
Arthropoda												
<u>Cancer sp.</u>	-	-	-	-	-	-	-	-	-	-	-	0.2
<u>Pagurus sp.</u>	-	-	-	-	-	-	-	-	-	-	-	-
Echinodermata												
<u>Asterias/Leptasterias spp.</u>	-	-	9.2	-	17.0	6.7	-	-	-	10.6	12.2	14.2
<u>Ctenodiscus sp.</u>	-	-	-	-	-	-	-	-	-	-	-	-
<u>Echinarachnius parma</u>	-	-	-	-	-	-	-	-	-	-	-	-
<u>Oreaster sp.</u>	-	-	-	-	-	-	-	-	-	-	-	-
Asteroidea	-	-	0.6	-	-	-	-	-	-	-	-	-
Pisces												
<u>Cryptacanthodes maculatus</u>	-	-	-	-	-	-	-	-	-	-	-	-
<u>Limanda ferruginea</u>	-	-	-	-	-	-	-	-	-	-	-	-
<u>Lophius americanus</u>	-	-	-	-	-	-	-	-	-	-	-	-
<u>Macrozoarces americanus</u>	-	-	-	-	-	-	-	-	-	-	-	0.2
<u>Myoxocephalus octodecimspinosus</u>	-	-	-	-	-	-	-	-	-	-	-	-
<u>Myoxocephalus sp.</u>	-	-	-	-	-	-	-	-	-	-	-	-
<u>Myxine glutinosa</u>	-	-	-	-	-	-	-	-	-	-	-	-
<u>Ophichthus cruentifer</u>	-	-	-	-	-	-	-	-	-	-	-	-
<u>Paralichthys oblongus</u>	-	-	-	-	-	-	-	-	-	-	-	-
<u>Raja sp.</u>	-	-	0.2	-	-	-	-	-	-	-	-	-
<u>Urophycis chuss</u>	-	-	-	-	-	-	-	-	-	-	-	-
<u>Urophycis sp.</u>	-	-	-	-	0.1	-	-	-	-	-	-	0.1
Flounder	-	-	-	-	-	-	-	-	-	-	-	-
Pisces	-	-	-	-	-	-	-	-	-	-	-	-
Sculpin	-	-	-	-	-	-	-	-	-	-	-	-
Shark	-	-	-	-	-	-	-	-	-	-	-	-

TABLE H-25. AVERAGE DENSITY PER SQUARE METER OF EPIBENTHIC MACROFAUNA IDENTIFIED FROM BOTTOM PHOTOGRAPHS TAKEN AT GEORGES BANK BENTHIC MONITORING PROGRAM SITE-SPECIFIC STATION 5-7.

	7/81	11/81	2/82	5/82	7/82	11/82	2/83	5/83	7/83	11/83	2/84	6/84
Porifera												
Porifera	-	-	-	-	-	-	-	-	-	-	-	-
Cnidaria												
Hydrozoa (colonial)	-	-	-	-	-	-	-	-	-	-	-	-
Anthozoa	-	-	-	-	-	-	-	-	-	-	-	-
Annelida												
Onuphidae	-	-	-	-	-	-	-	-	-	-	-	-
Mollusca												
<u>Arctica islandica</u>	-	-	-	-	-	-	-	-	-	-	-	-
<u>Illex illecebrosus</u>	-	-	-	-	-	-	-	-	-	-	-	-
<u>Placopecten magellanicus</u>	0.2	-	-	-	-	-	-	-	-	-	-	-
Gastropoda	-	-	-	-	-	-	-	-	-	-	-	-
Arthropoda												
<u>Cancer</u> sp.	0.1	-	-	-	-	-	-	-	-	-	-	-
<u>Pagurus</u> sp.	-	-	-	-	-	-	-	-	-	-	-	-
Echinodermata												
<u>Asterias/Leptasterias</u> spp.	12.2	-	-	-	-	-	-	-	-	-	-	-
<u>Ctenodiscus</u> sp.	-	-	-	-	-	-	-	-	-	-	-	-
<u>Echinarachnius parma</u>	-	-	-	-	-	-	-	-	-	-	-	-
<u>Oreaster</u> sp.	-	-	-	-	-	-	-	-	-	-	-	-
Asteroidea	0.4	-	-	-	-	-	-	-	-	-	-	-
Pisces												
<u>Cryptacanthodes maculatus</u>	-	-	-	-	-	-	-	-	-	-	-	-
<u>Limanda ferruginea</u>	-	-	-	-	-	-	-	-	-	-	-	-
<u>Lophius americanus</u>	-	-	-	-	-	-	-	-	-	-	-	-
<u>Macrozoarces americanus</u>	-	-	-	-	-	-	-	-	-	-	-	-
<u>Myoxocephalus octodecimspinosus</u>	-	-	-	-	-	-	-	-	-	-	-	-
<u>Myoxocephalus</u> sp.	-	-	-	-	-	-	-	-	-	-	-	-
<u>Myxine glutinosa</u>	-	-	-	-	-	-	-	-	-	-	-	-
<u>Ophichthus cruentifer</u>	-	-	-	-	-	-	-	-	-	-	-	-
<u>Paralichthys oblongus</u>	-	-	-	-	-	-	-	-	-	-	-	-
<u>Raja</u> sp.	-	-	-	-	-	-	-	-	-	-	-	-
<u>Urophycis chuss</u>	-	-	-	-	-	-	-	-	-	-	-	-
<u>Urophycis</u> sp.	-	-	-	-	-	-	-	-	-	-	-	-
Flounder	-	-	-	-	-	-	-	-	-	-	-	-
Pisces	-	-	-	-	-	-	-	-	-	-	-	-
Sculpin	-	-	-	-	-	-	-	-	-	-	-	-
Shark	-	-	-	-	-	-	-	-	-	-	-	-

TABLE H-26. AVERAGE DENSITY PER SQUARE METER OF EPIBENTHIC MACROFAUNA IDENTIFIED FROM BOTTOM PHOTOGRAPHS TAKEN AT GEORGES BANK BENTHIC MONITORING PROGRAM SITE-SPECIFIC STATION 5-8.

	7/81	11/81	2/82	5/82	7/82	11/82	2/83	5/83	7/83	11/83	2/84	6/84
Porifera												
Porifera	1.2	-	-	-	0.1	-	-	-	-	-	0.1	-
Cnidaria												
Hydrozoa (colonial)	-	-	1.0	-	0.1	-	-	-	0.2	0.5	0.6	0.5
Anthozoa	-	-	-	-	-	-	-	-	-	-	-	-
Annelida												
Onuphidae	-	-	-	-	-	-	-	-	-	-	-	-
Mollusca												
<u>Arctica islandica</u>	-	-	-	-	-	-	-	-	-	-	-	0.2
<u>Illex illecebrosus</u>	-	-	-	-	-	-	-	-	-	-	-	-
<u>Placopecten magellanicus</u>	-	-	-	-	0.1	0.1	-	-	0.1	-	0.2	-
Gastropoda	-	-	-	-	-	0.1	-	-	-	-	-	-
Arthropoda												
Cancer sp.	-	-	-	-	-	-	-	-	-	-	-	-
<u>Pagurus sp.</u>	-	-	-	-	-	-	-	-	-	-	-	-
Echinodermata												
<u>Asterias/Leptasterias spp.</u>	10.1	-	9.6	-	16.6	4.6	-	-	14.3	10.2	13.4	14.3
Ctenodiscus sp.	-	-	-	-	-	-	-	-	-	-	-	-
<u>Echinarachnius parma</u>	-	-	-	-	-	-	-	-	-	-	-	-
Oreaster sp.	-	-	-	-	-	-	-	-	-	-	-	-
Asteroidea	0.4	-	-	-	-	-	-	-	0.2	-	-	0.1
Pisces												
<u>Cryptacanthodes maculatus</u>	-	-	-	-	-	-	-	-	-	-	-	0.1
<u>Limanda ferruginea</u>	-	-	-	-	-	-	-	-	-	-	-	-
<u>Lophius americanus</u>	-	-	-	-	-	-	-	-	-	-	-	-
<u>Macrozoarces americanus</u>	-	-	-	-	-	-	-	-	0.1	-	-	-
<u>Myoxocephalus octodecimspinosus</u>	-	-	-	-	-	-	-	-	-	-	-	-
Myoxocephalus sp.	-	-	-	-	-	-	-	-	-	-	-	-
<u>Myxine glutinosa</u>	-	-	-	-	-	-	-	-	-	-	-	-
<u>Ophichthus cruentifer</u>	-	-	-	-	-	-	-	-	-	-	-	-
<u>Paralichthys oblongus</u>	-	-	-	-	-	-	-	-	-	-	-	-
Raja sp.	-	-	-	-	-	-	-	-	-	0.2	-	0.1
<u>Urophycis chuss</u>	-	-	-	-	-	-	-	-	-	-	-	-
<u>Urophycis sp.</u>	-	-	-	-	-	-	-	-	0.1	-	-	-
Flounder	-	-	-	-	-	0.1	-	-	-	-	-	-
Pisces	-	-	-	-	-	-	-	-	-	-	-	-
Sculpin	-	-	-	-	-	-	-	-	-	-	-	-
Shark	-	-	-	-	-	-	-	-	-	-	-	-

TABLE H-27. AVERAGE DENSITY PER SQUARE METER OF EPIBENTHIC MACROFAUNA IDENTIFIED FROM BOTTOM PHOTOGRAPHS TAKEN AT GEORGES BANK BENTHIC MONITORING PROGRAM SITE-SPECIFIC STATION 5-9.

	7/81	11/81	2/82	5/82	7/82	11/82	2/83	5/83	7/83	11/83	2/84	6/84
Porifera												
Porifera	0.5	-	-	-	-	-	-	-	-	0.1	-	-
Cnidaria												
Hydrozoa (colonial)	-	-	0.4	-	-	0.1	-	-	-	0.8	0.5	0.4
Anthozoa	0.1	-	-	-	-	-	-	-	-	-	-	0.1
Annelida												
Onuphidae	-	-	-	-	-	-	-	-	-	-	-	-
Mollusca												
<u>Arctica islandica</u>	-	-	-	-	-	-	-	-	-	-	-	-
<u>Illex illecebrosus</u>	-	-	-	-	-	-	-	-	-	-	-	-
<u>Placopecten magellanicus</u>	-	-	-	-	-	0.1	-	-	-	0.1	0.1	0.3
Gastropoda	-	-	0.2	-	-	-	-	-	-	-	-	-
Arthropoda												
Cancer sp.	0.1	-	-	-	0.1	-	-	-	-	-	-	0.1
Pagurus sp.	-	-	-	-	-	-	-	-	-	-	-	-
Echinodermata												
<u>Asterias/Leptasterias spp.</u>	10.4	-	6.2	-	14.3	8.6	-	-	-	7.3	12.0	8.1
<u>Ctenodiscus sp.</u>	-	-	-	-	-	-	-	-	-	-	-	-
<u>Echinarachnius parma</u>	-	-	-	-	-	-	-	-	-	-	-	-
<u>Oreaster sp.</u>	-	-	-	-	-	-	-	-	-	-	-	-
Asteroidea	0.4	-	0.2	-	-	-	-	-	-	-	-	-
Pisces												
<u>Cryptacanthodes maculatus</u>	-	-	-	-	-	-	-	-	-	-	-	-
<u>Limanda ferruginea</u>	-	-	-	-	-	-	-	-	-	-	-	-
<u>Lophius americanus</u>	-	-	-	-	-	-	-	-	-	-	-	-
<u>Macrozoarces americanus</u>	-	-	-	-	-	-	-	-	-	-	-	-
<u>Myoxocephalus octodecimspinosus</u>	-	-	-	-	-	-	-	-	-	-	-	-
<u>Myoxocephalus sp.</u>	-	-	-	-	-	-	-	-	-	-	-	-
<u>Myxine glutinosa</u>	-	-	-	-	-	-	-	-	-	-	-	-
<u>Ophichthus cruentifer</u>	-	-	-	-	-	-	-	-	-	-	-	-
<u>Paralichthys oblongus</u>	-	-	-	-	-	-	-	-	-	-	-	-
<u>Raja sp.</u>	-	-	-	-	-	-	-	-	-	-	-	-
<u>Urophycis chuss</u>	-	-	-	-	-	-	-	-	-	-	-	-
<u>Urophycis sp.</u>	-	-	-	-	-	-	-	-	-	-	-	-
Flounder	-	-	-	-	-	-	-	-	-	-	-	-
Pisces	-	-	-	-	-	-	-	-	-	-	-	-
Sculpin	0.1	-	-	-	-	-	-	-	-	-	-	-
Shark	-	-	-	-	-	-	-	-	-	-	-	-





TABLE H-29. AVERAGE DENSITY PER SQUARE METER OF EPIBENTHIC MACROFAUNA IDENTIFIED FROM BOTTOM PHOTOGRAPHS TAKEN AT GEORGES BANK BENTHIC MONITORING PROGRAM SITE-SPECIFIC STATION 5-11.

	7/81	11/81	2/82	5/82	7/82	11/82	2/83	5/83	7/83	11/83	2/84	6/84
Porifera												
Porifera	-	-	-	-	-	-	-	-	-	-	-	-
Cnidaria												
Hydrozoa (colonial)	-	-	0.6	-	-	0.1	-	-	-	-	0.1	0.3
Anthozoa	0.1	-	-	-	-	-	-	-	-	-	-	-
Annelida												
Onuphidae	-	-	-	-	-	-	-	-	-	-	-	-
Mollusca												
<u>Arctica islandica</u>	-	-	-	-	-	-	-	-	-	0.1	-	-
<u>Illex illecebrosus</u>	-	-	-	-	-	-	-	-	-	-	-	-
<u>Placopecten magellanicus</u>	0.1	-	-	-	-	0.1	-	-	-	0.1	-	0.2
Gastropoda	-	-	-	-	-	-	-	-	-	-	-	-
Arthropoda												
Cancer sp.	-	-	-	-	-	-	-	-	-	-	-	0.1
<u>Pagurus sp.</u>	-	-	-	-	-	-	-	-	-	-	-	-
Echinodermata												
<u>Asterias/Leptasterias spp.</u>	11.6	-	7.2	-	-	6.9	-	-	-	10.6	10.8	10.1
Ctenodiscus sp.	-	-	-	-	-	-	-	-	-	-	-	-
<u>Echinarachnius parma</u>	-	-	-	-	-	-	-	-	-	-	-	-
Oreaster sp.	-	-	-	-	-	-	-	-	-	-	-	-
Asteroidea	0.2	-	3.4	-	-	-	-	-	-	0.1	-	-
Pisces												
<u>Cryptacanthodes maculatus</u>	-	-	-	-	-	-	-	-	-	-	-	-
<u>Limanda ferruginea</u>	-	-	-	-	-	-	-	-	-	-	-	-
<u>Lophius americanus</u>	-	-	-	-	-	-	-	-	-	-	-	-
<u>Macrozoarces americanus</u>	0.1	-	-	-	-	-	-	-	-	-	-	-
<u>Myoxocephalus octodecimspinosus</u>	-	-	-	-	-	-	-	-	-	-	-	-
<u>Myoxocephalus sp.</u>	-	-	-	-	-	-	-	-	-	-	-	-
<u>Myxine glutinosa</u>	-	-	-	-	-	-	-	-	-	-	-	-
<u>Ophichthus cruentifer</u>	-	-	-	-	-	-	-	-	-	-	-	-
<u>Paralichthys oblongus</u>	-	-	-	-	-	-	-	-	-	-	-	-
Raja sp.	-	-	-	-	-	-	-	-	-	0.1	-	-
<u>Urophycis chuss</u>	-	-	-	-	-	-	-	-	-	-	-	-
<u>Urophycis sp.</u>	0.1	-	-	-	-	0.1	-	-	-	-	-	0.1
Flounder	-	-	-	-	-	-	-	-	-	0.1	-	0.1
Pisces	-	-	-	-	-	-	-	-	-	-	-	-
Sculpin	-	-	-	-	-	-	-	-	-	-	-	-
Shark	-	-	-	-	-	-	-	-	-	-	-	-

TABLE H-30. AVERAGE DENSITY PER SQUARE METER OF EPIBENTHIC MACROFAUNA IDENTIFIED FROM BOTTOM PHOTOGRAPHS TAKEN AT GEORGES BANK BENTHIC MONITORING PROGRAM SITE-SPECIFIC STATION 5-12.

	7/81	11/81	2/82	5/82	7/82	11/82	2/83	5/83	7/83	11/83	2/84	6/84
Porifera												
Porifera	-	-	-	-	-	-	-	-	-	-	-	-
Cnidaria												
Hydrozoa (colonial)	0.4	-	-	-	-	-	-	-	-	-	-	0.2
Anthozoa	-	-	-	-	-	0.1	-	-	-	-	-	-
Annelida												
Onuphidae	-	-	-	-	-	-	-	-	-	-	-	-
Mollusca												
<u>Arctica islandica</u>	-	-	-	-	-	-	-	-	-	-	-	-
<u>Illex illecebrosus</u>	-	-	-	-	-	-	-	-	-	-	0.1	-
<u>Placopecten magellanicus</u>	-	-	-	-	-	-	-	-	0.1	-	-	0.2
Gastropoda	-	-	-	-	-	-	-	-	-	-	-	-
Arthropoda												
<u>Cancer</u> sp.	-	-	-	-	-	-	-	-	-	-	-	-
<u>Pagurus</u> sp.	-	-	-	-	-	-	-	-	-	-	-	-
Echinodermata												
<u>Asterias/Leptasterias</u> spp.	12.6	-	-	-	-	5.8	-	-	-	9.3	4.1	14.9
<u>Ctenodiscus</u> sp.	-	-	-	-	-	-	-	-	-	-	-	-
<u>Echinarachnius parma</u>	-	-	-	-	-	-	-	-	-	-	-	-
<u>Oreaster</u> sp.	-	-	-	-	-	-	-	-	-	-	-	-
Asteroidea	-	-	-	-	-	0.1	-	-	-	0.1	-	-
Pisces												
<u>Cryptacanthodes maculatus</u>	-	-	-	-	-	-	-	-	-	-	-	-
<u>Limanda ferruginea</u>	-	-	-	-	-	-	-	-	-	-	-	-
<u>Lophius americanus</u>	-	-	-	-	-	-	-	-	-	-	-	-
<u>Macrozoarces americanus</u>	-	-	-	-	-	-	-	-	-	-	-	-
<u>Myoxocephalus octodecimspinosus</u>	-	-	-	-	-	-	-	-	-	-	-	-
<u>Myoxocephalus</u> sp.	-	-	-	-	-	-	-	-	-	-	-	-
<u>Myxine glutinosa</u>	-	-	-	-	-	-	-	-	-	-	-	-
<u>Ophichthus cruentifer</u>	-	-	-	-	-	-	-	-	-	-	-	-
<u>Paralichthys oblongus</u>	-	-	-	-	-	-	-	-	-	-	-	-
<u>Raja</u> sp.	0.2	-	-	-	-	-	-	-	-	-	-	-
<u>Urophycis chuss</u>	-	-	-	-	-	-	-	-	-	-	-	-
<u>Urophycis</u> sp.	-	-	-	-	-	-	-	-	-	-	-	-
Flounder	-	-	-	-	-	-	-	-	-	0.1	-	0.1
Pisces	-	-	-	-	-	-	-	-	-	-	-	-
Sculpin	-	-	-	-	-	-	-	-	-	-	-	-
Shark	-	-	-	-	-	-	-	-	-	-	-	-

TABLE H-31. AVERAGE DENSITY PER SQUARE METER OF EPIBENTHIC MACROFAUNA IDENTIFIED FROM BOTTOM PHOTOGRAPHS TAKEN AT GEORGES BANK BENTHIC MONITORING PROGRAM SITE-SPECIFIC STATION 5-14.

	7/81	11/81	2/82	5/82	7/82	11/82	2/83	5/83	7/83	11/83	2/84	6/84
<b>Porifera</b>												
Porifera	-	-	-	-	-	-	-	-	-	-	-	-
<b>Cnidaria</b>												
Hydrozoa (colonial)	0.2	-	-	-	0.1	-	-	-	-	-	0.3	0.3
Anthozoa	-	-	-	-	-	-	-	-	-	-	-	-
<b>Annelida</b>												
Onuphidae	-	-	-	-	-	-	-	-	-	-	-	-
<b>Mollusca</b>												
<u>Arctica islandica</u>	-	-	-	-	-	-	-	-	-	-	-	-
<u>Illex illecebrosus</u>	-	-	-	-	-	-	-	-	-	-	-	-
<u>Placopecten magellanicus</u>	0.2	-	-	-	0.1	-	-	-	-	-	-	-
Gastropoda	-	-	-	-	-	-	-	-	-	-	-	-
<b>Arthropoda</b>												
Cancer sp.	-	-	-	-	-	-	-	-	-	-	-	0.1
Pagurus sp.	-	-	-	-	-	-	-	-	-	-	-	-
<b>Echinodermata</b>												
<u>Asterias/Leptasterias</u> spp.	8.4	-	-	-	16.4	9.8	-	-	11.8	10.1	12.8	12.7
Ctenodiscus sp.	-	-	-	-	-	-	-	-	-	-	-	-
Echinarachnius parma	-	-	-	-	-	-	-	-	-	-	-	-
Oreaster sp.	-	-	-	-	-	-	-	-	-	-	-	-
Asteroidea	-	-	-	-	-	-	-	-	-	-	-	-
<b>Pisces</b>												
<u>Cryptacanthodes maculatus</u>	-	-	-	-	-	-	-	-	-	-	-	-
<u>Limanda ferruginea</u>	-	-	-	-	-	-	-	-	-	-	-	-
<u>Lophius americanus</u>	-	-	-	-	-	-	-	-	-	-	-	-
<u>Macrozoarces americanus</u>	-	-	-	-	-	-	-	-	-	-	-	-
<u>Myoxocephalus octodecimspinosus</u>	-	-	-	-	-	-	-	-	-	-	-	-
<u>Myoxocephalus</u> sp.	-	-	-	-	-	-	-	-	-	-	-	-
<u>Myxine glutinosa</u>	-	-	-	-	-	-	-	-	-	-	-	-
<u>Ophichthus cruentifer</u>	-	-	-	-	-	-	-	-	-	0.1	-	-
<u>Paralichthys oblongus</u>	-	-	-	-	-	-	-	-	-	-	-	-
Raja sp.	2.0	-	-	-	-	-	-	-	-	-	-	-
<u>Urophycis chuss</u>	-	-	-	-	-	-	-	-	-	-	-	-
<u>Urophycis</u> sp.	-	-	-	-	-	-	-	-	-	-	-	0.1
Flounder	-	-	-	-	-	-	-	-	-	-	-	-
Pisces	-	-	-	-	-	-	-	-	-	-	-	0.1
Sculpin	-	-	-	-	-	-	-	-	-	-	-	-
Shark	-	-	-	-	-	-	-	-	-	-	-	-

TABLE H-32. AVERAGE DENSITY PER SQUARE METER OF EPIBENTHIC MACROFAUNA IDENTIFIED FROM BOTTOM PHOTOGRAPHS TAKEN AT GEORGES BANK BENTHIC MONITORING SITE-SPECIFIC STATION 5-16.

	7/81	11/81	2/82	5/82	7/82	11/82	2/83	5/83	7/83	11/83	2/84	6/84
Porifera												
Porifera	0.3	0.6	-	-	-	-	-	-	-	-	-	-
Cnidaria												
Hydrozoa (colonial)	-	1.2	1.2	-	0.4	-	-	-	0.4	0.9	0.6	0.5
Anthozoa	-	-	-	-	-	-	-	-	-	-	-	-
Annelida												
Onuphidae	-	-	-	-	-	-	-	-	-	-	-	-
Mollusca												
<u>Arctica islandica</u>	-	-	-	-	-	-	-	-	-	-	-	-
<u>Illex illecebrosus</u>	-	-	-	-	-	-	-	-	0.1	-	0.2	-
<u>Placopecten magellanicus</u>	0.1	0.3	-	-	-	-	-	-	-	-	-	-
Gastropoda	-	-	-	-	-	-	-	-	-	-	-	-
Arthropoda												
Cancer sp.	0.2	-	-	-	-	-	-	-	0.1	-	-	0.2
Pagurus sp.	-	-	-	-	-	-	-	-	0.1	-	-	-
Echinodermata												
Asterias/Leptasterias spp.	10.5	10.6	10.2	-	21.4	6.1	-	-	11.9	13.8	12.6	13.8
Ctenodiscus sp.	-	-	-	-	-	-	-	-	-	-	-	-
Echinarachnius parma	-	-	-	-	-	-	-	-	-	-	-	-
Oreaster sp.	-	-	-	-	-	-	-	-	-	-	-	-
Asteroidea	-	-	-	-	-	-	-	-	-	-	-	-
Pisces												
<u>Cryptacanthodes maculatus</u>	-	-	-	-	-	-	-	-	-	-	-	-
<u>Limanda ferruginea</u>	-	-	-	-	-	-	-	-	-	-	-	-
<u>Lophius americanus</u>	-	-	-	-	0.1	-	-	-	-	-	-	-
<u>Macrozoarces americanus</u>	-	0.1	-	-	-	-	-	-	0.1	-	-	-
<u>Myoxocephalus octodecimspinosus</u>	-	-	-	-	-	-	-	-	-	-	-	-
Myoxocephalus sp.	-	-	-	-	-	-	-	-	-	-	-	-
<u>Myxine glutinosa</u>	-	-	-	-	-	-	-	-	-	-	-	-
<u>Ophichthus cruentifer</u>	-	0.3	-	-	-	-	-	-	-	-	-	-
<u>Paralichthys oblongus</u>	-	-	-	-	-	-	-	-	-	-	-	-
Raja sp.	-	0.1	-	-	0.1	0.1	-	-	-	0.1	-	0.1
<u>Urophycis chuss</u>	-	-	-	-	-	-	-	-	-	-	-	-
Urophycis sp.	0.2	-	-	-	-	-	-	-	-	-	-	0.2
Flounder	-	0.1	-	-	-	-	-	-	-	-	-	-
Pisces	-	-	-	-	-	-	-	-	-	-	-	-
Sculpin	-	-	-	-	-	-	-	-	-	-	-	-
Shark	-	-	-	-	-	-	-	-	-	-	-	-

TABLE H-33. AVERAGE DENSITY PER SQUARE METER OF EPIBENTHIC MACROFAUNA IDENTIFIED FROM BOTTOM PHOTOGRAPHS TAKEN AT GEORGES BANK BENTHIC MONITORING PROGRAM SITE-SPECIFIC STATION 5-18.

	7/81	11/81	2/82	5/82	7/82	11/82	2/83	5/83	7/83	11/83	2/84	6/84
Porifera												
Porifera	0.5	-	-	-	0.1	-	-	-	-	-	0.1	-
Cnidaria												
Hydrozoa (colonial)	-	1.0	0.7	-	0.4	0.1	-	-	-	0.4	0.4	0.6
Anthozoa	-	-	-	-	-	-	-	-	-	-	-	-
Annelida												
Onuphidae	-	-	-	-	-	-	-	-	-	-	-	-
Mollusca												
<u>Arctica islandica</u>	-	-	-	-	-	-	-	-	-	-	0.1	-
<u>Illex illecebrosus</u>	-	-	-	-	-	-	-	-	-	-	-	-
<u>Placopecten magellanicus</u>	0.2	0.3	-	-	-	-	-	-	-	-	0.1	-
Gastropoda	-	-	-	-	-	-	-	-	-	-	-	-
Arthropoda												
Cancer sp.	0.1	-	-	-	0.1	-	-	-	-	0.1	0.1	0.2
Pagurus sp.	-	-	-	-	0.1	-	-	-	-	-	-	-
Echinodermata												
<u>Asterias/Leptasterias spp.</u>	7.0	4.1	9.0	-	15.1	7.3	-	-	-	6.1	10.8	15.6
Ctenodiscus sp.	-	-	-	-	-	-	-	-	-	-	-	-
Echinarachnius parma	-	-	-	-	-	-	-	-	-	-	-	-
Oreaster sp.	-	-	-	-	-	-	-	-	-	-	-	-
Asteroidea	0.6	0.2	1.3	-	-	-	-	-	-	0.2	0.3	-
Pisces												
<u>Cryptacanthodes maculatus</u>	-	-	-	-	-	-	-	-	-	-	-	-
<u>Limanda ferruginea</u>	-	-	-	-	-	-	-	-	-	-	-	-
Lophius americanus	-	-	-	-	0.1	-	-	-	-	-	-	-
Macrozoarces americanus	-	-	-	-	-	-	-	-	-	-	-	-
Myoxocephalus octodecimspinosus	-	-	-	-	-	-	-	-	-	-	-	-
Myoxocephalus sp.	-	-	-	-	-	-	-	-	-	-	-	-
Myxine glutinosa	-	-	-	-	-	-	-	-	-	-	-	-
Ophichthus cruentifer	-	-	-	-	-	-	-	-	-	-	-	-
Paralichthys oblongus	-	-	-	-	-	-	-	-	-	-	-	-
Raja sp.	-	-	-	-	0.1	-	-	-	-	0.1	-	-
Urophycis chuss	-	-	-	-	-	-	-	-	-	-	-	-
Urophycis sp.	-	-	-	-	-	-	-	-	-	-	-	-
Flounder	-	-	-	-	-	-	-	-	-	-	-	-
Pisces	-	-	-	-	-	-	-	-	-	-	-	-
Sculpin	-	0.2	-	-	-	-	-	-	-	-	-	-
Shark	-	-	-	-	-	-	-	-	-	-	-	-

TABLE H-34. AVERAGE DENSITY PER SQUARE METER OF EPIBENTHIC MACROFAUNA IDENTIFIED FROM BOTTOM PHOTOGRAPHS TAKEN AT GEORGES BANK BENTHIC MONITORING PROGRAM SITE-SPECIFIC STATION 5-19.

	7/81	11/81	2/82	5/82	7/82	11/82	2/83	5/83	7/83	11/83	2/84	6/84
Porifera												
Porifera	-	-	-	-	-	-	-	-	-	-	-	-
Cnidaria												
Hydrozoa (colonial)	-	-	-	-	-	-	-	-	-	-	-	-
Anthozoa	-	-	-	-	-	-	-	-	-	-	-	-
Annelida												
Onuphidae	-	-	-	-	-	-	-	-	-	-	-	-
Mollusca												
Arctica islandica	-	-	-	-	-	-	-	-	-	-	-	-
Illex illecebrosus	-	-	-	-	-	-	-	-	-	-	-	-
Placopecten magellanicus	-	-	-	-	-	-	-	-	-	-	-	-
Gastropoda	-	-	-	-	-	-	-	-	-	-	-	-
Arthropoda												
Cancer sp.	-	-	-	-	-	-	-	-	-	-	-	-
Pagurus sp.	-	-	-	-	-	-	-	-	-	-	-	-
Echinodermata												
Asterias/Leptasterias spp.	10.8	-	-	-	-	-	-	-	-	-	-	-
Ctenodiscus sp.	-	-	-	-	-	-	-	-	-	-	-	-
Echinarachnius parma	-	-	-	-	-	-	-	-	-	-	-	-
Oreaster sp.	-	-	-	-	-	-	-	-	-	-	-	-
Asteroidea	0.2	-	-	-	-	-	-	-	-	-	-	-
Pisces												
Cryptacanthodes maculatus	-	-	-	-	-	-	-	-	-	-	-	-
Limanda ferruginea	-	-	-	-	-	-	-	-	-	-	-	-
Lophius americanus	-	-	-	-	-	-	-	-	-	-	-	-
Macrozoarces americanus	-	-	-	-	-	-	-	-	-	-	-	-
Myoxocephalus octodecimspinosus	-	-	-	-	-	-	-	-	-	-	-	-
Myoxocephalus sp.	-	-	-	-	-	-	-	-	-	-	-	-
Myxine glutinosa	-	-	-	-	-	-	-	-	-	-	-	-
Ophichthus cruentifer	-	-	-	-	-	-	-	-	-	-	-	-
Paralichthys oblongus	-	-	-	-	-	-	-	-	-	-	-	-
Raja sp.	0.1	-	-	-	-	-	-	-	-	-	-	-
Urophycis chuss	-	-	-	-	-	-	-	-	-	-	-	-
Urophycis sp.	0.2	-	-	-	-	-	-	-	-	-	-	-
Flounder	-	-	-	-	-	-	-	-	-	-	-	-
Pisces	-	-	-	-	-	-	-	-	-	-	-	-
Sculpin	-	-	-	-	-	-	-	-	-	-	-	-
Shark	-	-	-	-	-	-	-	-	-	-	-	-

TABLE H-35. AVERAGE DENSITY PER SQUARE METER OF EPIBENTHIC MACROFAUNA IDENTIFIED FROM BOTTOM PHOTOGRAPHS TAKEN AT GEORGES BANK BENTHIC MONITORING PROGRAM SITE-SPECIFIC STATION 5-20.

	7/81	11/81	2/82	5/82	7/82	11/82	2/83	5/83	7/83	11/83	2/84	6/84
Porifera												
Porifera	-	-	-	-	-	-	-	-	-	-	-	-
Cnidaria												
Hydrozoa (colonial)	-	-	-	-	-	-	-	-	-	-	0.1	-
Anthozoa	0.1	-	-	-	-	-	-	-	-	-	-	0.1
Annelida												
Onuphidae	-	-	-	-	-	-	-	-	-	-	-	-
Mollusca												
<u>Arctica islandica</u>	-	-	-	-	-	-	-	-	-	-	-	-
<u>Illex illecebrosus</u>	-	-	-	-	-	-	-	-	-	-	-	-
<u>Placopecten magellanicus</u>	0.3	-	-	-	0.1	-	-	-	-	0.1	0.1	-
Gastropoda	-	-	-	-	-	-	-	-	-	-	-	-
Arthropoda												
<u>Cancer</u> sp.	-	-	-	-	-	-	-	-	-	-	-	-
<u>Pagurus</u> sp.	-	-	-	-	-	-	-	-	-	-	-	-
Echinodermata												
<u>Asterias/Leptasterias</u> spp.	8.6	-	-	-	12.6	5.9	-	-	-	10.0	11.3	15.9
<u>Ctenodiscus</u> sp.	-	-	-	-	-	-	-	-	-	-	-	-
<u>Echinarachnius parma</u>	-	-	-	-	-	-	-	-	-	-	-	-
<u>Oreaster</u> sp.	-	-	-	-	-	-	-	-	-	-	-	-
Asteroidea	0.9	-	19.7	-	0.1	-	-	-	-	-	-	-
Pisces												
<u>Cryptacanthodes maculatus</u>	-	-	-	-	-	-	-	-	-	-	-	-
<u>Limanda ferruginea</u>	-	-	-	-	-	-	-	-	-	-	-	-
<u>Lophius americanus</u>	-	-	-	-	0.1	-	-	-	-	-	-	-
<u>Macrozoarces americanus</u>	-	-	-	-	-	-	-	-	-	-	-	-
<u>Myoxocephalus octodecimspinosus</u>	-	-	-	-	-	-	-	-	-	-	-	-
<u>Myoxocephalus</u> sp.	-	-	-	-	-	-	-	-	-	-	-	-
<u>Myxine glutinosa</u>	-	-	-	-	-	-	-	-	-	-	-	-
<u>Ophichthus cruentifer</u>	-	-	-	-	-	-	-	-	-	-	-	-
<u>Paralichthys oblongus</u>	-	-	-	-	-	-	-	-	-	-	-	-
<u>Raja</u> sp.	-	-	-	-	-	0.1	-	-	-	-	-	0.2
<u>Urophycis chuss</u>	-	-	-	-	-	-	-	-	-	-	-	-
<u>Urophycis</u> sp.	-	-	-	-	-	-	-	-	-	-	-	-
Flounder	-	-	-	-	0.1	-	-	-	-	-	-	0.1
Pisces	-	-	-	-	-	-	-	-	-	-	-	-
Sculpin	-	-	-	-	-	-	-	-	-	-	-	-
Shark	-	-	-	-	-	-	-	-	-	-	-	-

TABLE H-36. AVERAGE DENSITY PER SQUARE METER OF EPIBENTHIC MACROFAUNA IDENTIFIED FROM BOTTOM PHOTOGRAPHS TAKEN AT GEORGES BANK BENTHIC MONITORING PROGRAM SITE-SPECIFIC STATION 5-22.

	7/81	11/81	2/82	5/82	7/82	11/82	2/83	5/83	7/83	11/83	2/84	6/84
Porifera												
Porifera	0.1	-	-	-	-	-	-	-	-	-	-	-
Cnidaria												
Hydrozoa (colonial)	-	-	-	-	-	-	-	-	-	0.1	0.3	0.2
Anthozoa	-	-	-	-	-	-	-	-	-	-	-	-
Annelida												
Onuphidae	-	-	-	-	-	-	-	-	-	-	-	-
Mollusca												
Arctica islandica	-	-	-	-	-	-	-	-	-	-	0.1	-
Illex illecebrosus	-	-	-	-	-	-	-	-	-	-	-	-
Placopecten magellanicus	0.4	-	-	-	-	0.4	-	-	-	0.2	0.1	0.1
Gastropoda	-	-	-	-	-	-	-	-	-	-	-	-
Arthropoda												
Cancer sp.	-	-	-	-	-	-	-	-	-	-	-	0.2
Pagurus sp.	0.6	-	-	-	-	-	-	-	-	-	-	0.2
Echinodermata												
Asterias/Leptasterias spp.	6.9	-	2.4	-	-	5.1	-	-	9.0	5.1	10.3	9.4
Ctenodiscus sp.	-	-	-	-	-	-	-	-	-	-	-	-
Echinarachnius parma	-	-	-	-	-	-	-	-	-	-	-	-
Oreaster sp.	-	-	-	-	-	-	-	-	-	-	-	-
Asteroidea	0.1	-	2.0	-	-	0.1	-	-	-	0.9	0.2	-
Pisces												
Cryptacanthodes maculatus	-	-	-	-	-	-	-	-	-	-	-	-
Limanda ferruginea	-	-	-	-	-	-	-	-	-	-	-	-
Lophius americanus	-	-	-	-	-	-	-	-	-	-	-	-
Macrozoarces americanus	-	-	-	-	-	-	-	-	-	-	-	0.1
Myoxocephalus octodecimspinosus	-	-	-	-	-	-	-	-	-	-	-	-
Myoxocephalus sp.	-	-	-	-	-	-	-	-	-	-	-	-
Myxine glutinosa	-	-	-	-	-	-	-	-	-	-	-	-
Ophichthus cruentifer	-	-	-	-	-	-	-	-	-	0.1	-	-
Paralichthys oblongus	-	-	-	-	-	-	-	-	-	-	-	-
Raja sp.	-	-	-	-	-	-	-	-	-	-	-	0.1
Urophycis chuss	-	-	-	-	-	-	-	-	-	-	-	-
Urophycis sp.	0.3	-	-	-	-	-	-	-	-	-	-	0.1
Flounder	-	-	-	-	-	-	-	-	-	0.1	-	-
Pisces	-	-	-	-	-	-	-	-	-	-	-	-
Sculpin	-	-	-	-	-	-	-	-	-	-	-	-
Shark	-	-	-	-	-	-	-	-	-	-	-	-



TABLE H-37. AVERAGE DENSITY PER SQUARE METER OF EPIBENTHIC MACROFAUNA IDENTIFIED FROM BOTTOM PHOTOGRAPHS TAKEN AT GEORGES BANK BENTHIC MONITORING PROGRAM SITE-SPECIFIC STATION 5-25.

	7/81	2/82	3/82	5/82	7/82	11/82	2/83	5/83	7/83	11/83	2/84	6/84
Porifera												
Porifera	0.6	-	-	-	0.1	-	-	-	0.05	-	-	-
Cnidaria												
Hydrozoa (colonial)	-	1.8	1.0	-	0.3	0.4	-	-	0.7	0.4	0.7	0.4
Anthozoa	-	-	-	-	-	-	-	-	0.05	-	-	-
Annelida												
Onuphidae	-	-	-	-	-	-	-	-	-	-	-	-
Mollusca												
<u>Arctica islandica</u>	-	-	-	-	-	-	-	-	-	0.1	0.1	-
<u>Illex illecebrosus</u>	-	-	-	-	-	-	-	-	-	-	-	-
<u>Placopecten magellanicus</u>	0.2	0.4	-	-	0.1	-	-	-	-	-	0.2	-
Gastropoda	-	-	-	-	-	-	-	-	-	-	-	-
Arthropoda												
Cancer sp.	-	-	-	-	-	-	-	-	-	-	-	-
Pagurus sp.	-	-	-	-	-	-	-	-	-	-	-	-
Echinodermata												
<u>Asterias/Leptasterias spp.</u>	7.9	5.9	8.8	-	7.6	3.8	-	-	8.3	4.0	3.4	5.8
Ctenodiscus sp.	-	-	-	-	-	-	-	-	-	-	-	-
<u>Echinarachnius parma</u>	-	-	-	-	-	-	-	-	-	-	-	-
Oreaster sp.	-	-	-	-	-	-	-	-	-	-	-	-
Asteroidea	-	0.6	-	-	-	0.4	-	-	-	0.4	-	-
Pisces												
<u>Cryptacanthodes maculatus</u>	-	-	-	-	-	-	-	-	-	-	-	-
<u>Limanda ferruginea</u>	-	-	-	-	-	-	-	-	-	-	-	-
<u>Lophius americanus</u>	-	-	-	-	-	-	-	-	-	-	-	-
<u>Macrozoarces americanus</u>	-	-	-	-	-	-	-	-	-	-	-	-
<u>Myoxocephalus octodecimspinosus</u>	-	-	-	-	0.1	-	-	-	-	-	-	-
<u>Myoxocephalus sp.</u>	-	-	-	-	-	-	-	-	-	-	-	-
<u>Myxine glutinosa</u>	-	-	-	-	-	-	-	-	-	-	-	-
<u>Ophichthus cruentifer</u>	-	-	-	-	0.1	-	-	-	-	-	-	-
<u>Paralichthys oblongus</u>	-	-	-	-	-	-	-	-	-	-	-	-
Raja sp.	-	-	-	-	0.1	-	-	-	-	-	-	-
<u>Urophycis chuss</u>	-	-	-	-	-	-	-	-	-	-	-	-
<u>Urophycis sp.</u>	-	-	-	-	0.1	-	-	-	-	-	-	-
Flounder	-	-	-	-	0.1	0.1	-	-	-	-	-	-
Pisces	-	-	-	-	-	-	-	-	-	-	-	-
Sculpin	-	-	-	-	-	-	-	-	-	-	-	-
Shark	-	-	-	-	-	-	-	-	-	-	-	-

TABLE H-38. AVERAGE DENSITY PER SQUARE METER OF EPIBENTHIC MACROFAUNA IDENTIFIED FROM BOTTOM PHOTOGRAPHS TAKEN AT GEORGES BANK BENTHIC MONITORING PROGRAM SITE-SPECIFIC STATION 5-28.

	7/81	11/81	2/82	5/82	7/82	11/82	2/83	5/83	7/83	11/83	2/84	6/84
Porifera												
Porifera	-	-	-	-	-	-	-	-	-	-	-	-
Cnidaria												
Hydrozoa (colonial)	-	-	-	-	-	0.1	-	-	0.2	0.3	0.4	0.5
Anthozoa	-	-	-	-	-	-	-	-	-	-	-	-
Annelida												
Onuphidae	-	-	-	-	-	-	-	-	-	-	-	-
Mollusca												
<u>Arctica islandica</u>	-	-	-	-	-	-	-	-	-	-	0.1	-
<u>Illex illecebrosus</u>	-	-	-	-	-	-	-	-	-	-	-	-
<u>Placopecten magellanicus</u>	-	-	-	-	-	0.2	-	-	0.1	0.1	-	0.5
Gastropoda	-	-	-	-	-	-	-	-	-	-	-	-
Arthropoda												
<u>Cancer</u> sp.	-	-	-	-	-	-	-	-	-	-	-	-
<u>Pagurus</u> sp.	-	-	-	-	-	-	-	-	-	-	-	-
Echinodermata												
<u>Asterias/Leptasterias</u> spp.	6.0	-	0.5	-	-	3.4	-	-	5.9	4.9	6.1	4.5
<u>Ctenodiscus</u> sp.	-	-	-	-	-	-	-	-	-	-	-	-
<u>Echinarachnius parma</u>	-	-	-	-	-	-	-	-	-	-	-	-
<u>Oreaster</u> sp.	-	-	-	-	-	-	-	-	-	-	-	-
Asteroidea	0.1	-	5.8	-	-	-	-	-	-	-	0.3	-
Pisces												
<u>Cryptacanthodes maculatus</u>	-	-	-	-	-	-	-	-	-	-	-	-
<u>Limanda ferruginea</u>	-	-	-	-	-	-	-	-	-	-	-	-
<u>Lophius americanus</u>	-	-	-	-	-	-	-	-	-	-	-	-
<u>Macrozoarces americanus</u>	-	-	-	-	-	-	-	-	-	-	-	-
<u>Myoxocephalus octodecimspinosus</u>	-	-	-	-	-	-	-	-	0.1	-	-	-
<u>Myoxocephalus</u> sp.	-	-	-	-	-	-	-	-	-	-	-	-
<u>Myxine glutinosa</u>	-	-	-	-	-	-	-	-	-	-	-	-
<u>Ophichthus cruentifer</u>	-	-	-	-	-	-	-	-	-	-	-	-
<u>Paralichthys oblongus</u>	-	-	-	-	-	-	-	-	-	-	-	-
<u>Raja</u> sp.	-	-	-	-	-	0.1	-	-	-	0.1	-	-
<u>Urophycis chuss</u>	-	-	-	-	-	-	-	-	-	-	-	-
<u>Urophycis</u> sp.	-	-	-	-	-	-	-	-	0.1	-	-	-
Flounder	-	-	-	-	-	-	-	-	-	-	-	-
Pisces	-	-	-	-	-	-	-	-	-	-	-	-
Sculpin	-	-	-	-	-	-	-	-	-	-	-	-
Shark	-	-	-	-	-	-	-	-	-	-	-	-

TABLE H-39. AVERAGE DENSITY PER SQUARE METER OF EPIBENTHIC MACROFAUNA IDENTIFIED FROM BOTTOM PHOTOGRAPHS TAKEN AT GEORGES BANK BENTHIC MONITORING PROGRAM SITE-SPECIFIC STATION 5-29.

	7/81	11/81	2/82	5/82	7/82	11/82	2/83	5/83	7/83	11/83	2/84	6/84
Porifera												
Porifera	0.4	0.1	-	-	-	-	-	-	0.5	0.1	0.3	0.7
Cnidaria												
Hydrozoa (colonial)	0.1	0.9	0.2	-	0.1	-	-	-	0.1	-	-	0.9
Anthozoa	-	-	-	-	-	-	-	-	-	-	-	-
Annelida												
Onuphidae	-	-	-	-	-	-	-	-	-	-	-	-
Mollusca												
<u>Arctica islandica</u>	-	-	-	-	-	-	-	-	-	-	+	-
<u>Illex illecebrosus</u>	-	-	-	-	-	-	-	-	-	-	-	-
<u>Placopecten magellanicus</u>	0.3	0.1	-	-	0.1	-	-	-	-	0.1	0.2	0.1
Gastropoda	-	0.1	-	-	-	-	-	-	-	-	-	-
Arthropoda												
<u>Cancer sp.</u>	0.1	-	-	-	-	0.1	-	-	-	-	-	0.3
<u>Pagurus sp.</u>	-	-	-	-	-	-	-	-	-	-	-	-
Echinodermata												
<u>Asterias/Leptasterias spp.</u>	2.3	0.2	1.6	-	1.7	0.6	-	-	2.4	0.2	0.6	1.1
<u>Ctenodiscus sp.</u>	-	-	-	-	-	-	-	-	-	-	-	-
<u>Echinarachnius parma</u>	-	-	-	-	-	-	-	-	-	-	-	-
<u>Oreaster sp.</u>	-	-	-	-	-	-	-	-	-	-	-	-
Asteroida	-	-	-	-	-	1.3	-	-	-	-	0.5	-
Pisces												
<u>Cryptacanthodes maculatus</u>	-	-	-	-	-	-	-	-	-	-	-	-
<u>Limanda ferruginea</u>	-	-	-	-	-	-	-	-	-	-	-	-
<u>Lophius americanus</u>	-	-	-	-	-	-	-	-	-	-	-	-
<u>Macrozoarces americanus</u>	-	-	-	-	0.1	-	-	-	-	-	-	-
<u>Myoxocephalus octodecimpinosus</u>	-	-	-	-	-	-	-	-	-	-	-	-
<u>Myoxocephalus sp.</u>	-	-	-	-	-	-	-	-	-	-	-	-
<u>Myxine glutinosa</u>	-	-	-	-	-	-	-	-	-	-	-	-
<u>Ophichthus cruentifer</u>	-	-	-	-	0.1	-	-	-	-	-	-	-
<u>Paralichthys oblongus</u>	-	-	-	-	-	-	-	-	-	-	-	-
<u>Raja sp.</u>	0.1	-	-	-	-	-	-	-	-	0.1	-	-
<u>Urophycis chuss</u>	-	-	-	-	-	-	-	-	-	-	-	-
<u>Urophycis sp.</u>	-	-	-	-	0.1	-	-	-	1.1	-	-	-
Flounder	-	-	-	-	-	-	-	-	-	-	-	-
Pisces	-	-	-	-	-	-	-	-	-	-	-	-
Sculpin	-	-	-	-	-	-	-	-	-	-	-	-
Shark	-	-	-	-	-	-	-	-	-	-	-	-

+ indicates organism is present; density impossible to estimate accurately

## **APPENDIX I**

**TABLE I-1. RESULTS OF CHN ANALYSIS FROM GEORGES BANK BENTHIC MONITORING PROGRAM REGIONAL STATION 1.**

	July 1981			July 1982			July 1983		
	%C	%H	%N	%C	%H	%N	%C	%H	%N
	Rep. 1				0.05	0.02	0.00	0.06	0.03
2				0.03	0.01	0.00	0.07	0.03	0.00
3	No Samples Collected			0.03	0.01	0.00	0.10	0.04	0.00
4				0.03	0.01	0.00	0.04	0.02	0.00
5				0.03	0.01	0.00	0.04	0.01	0.00
6				0.06	0.02	0.00	0.04	0.02	0.00

	November 1981			November 1982			November 1983		
	%C	%H	%N	%C	%H	%N	%C	%H	%N
	Rep. 1	0.10	0.03	0.01	0.03	0.03	0.00	0.04	0.02
2	0.05	0.03	0.01	0.02	0.01	0.01	0.04	0.02	0.00
3	0.04	0.02	0.00	0.02	0.02	0.00	0.04	0.02	0.00
4	0.05	0.01	0.01	0.03	0.02	0.00	0.04	0.02	0.00
5	0.05	0.02	0.00	0.03	0.02	0.00	0.01	0.00	0.01
6	0.06	0.02	0.01	0.37	0.02	0.00	0.04	0.02	0.01

	February 1982			February 1983			February 1984		
	%C	%H	%N	%C	%H	%N	%C	%H	%N
	Rep. 1	0.09	0.04	0.01	0.07	0.04	0.00	0.05	0.02
2	0.09	0.03	0.01	0.03	0.02	0.00	0.03	0.02	0.00
3	0.05	0.03	0.00	0.03	0.02	0.00	0.05	0.02	0.00
4	0.17	0.03	0.00	0.04	0.02	0.00	0.04	0.02	0.00
5	0.04	0.03	0.00	0.05	0.02	0.00	0.04	0.02	0.00
6	0.09	0.03	0.00	0.05	0.02	0.00	0.03	0.02	0.00

	May 1982			May 1983			June 1984		
	%C	%H	%N	%C	%H	%N	%C	%H	%N
	Rep. 1	0.07	0.05	0.00	0.08	0.03	0.01	0.07	0.02
2	0.12	0.06	0.02	0.03	0.02	0.00	0.24	0.05	0.00
3	0.06	0.04	0.01	0.04	0.02	0.00	0.04	0.02	0.00
4	0.16	0.05	0.01	0.03	0.02	0.00	0.06	0.03	0.00
5	0.08	0.04	0.01	0.04	0.02	0.00	0.04	0.02	0.00
6	0.09	0.05	0.01	0.03	0.02	0.00	0.04	0.02	0.00

**TABLE I-2. RESULTS OF CHN ANALYSIS FROM GEORGES BANK BENTHIC MONITORING PROGRAM REGIONAL STATION 2.**

	July 1981			July 1982			July 1983		
	%C	%H	%N	%C	%H	%N	%C	%H	%N
	Rep. 1				0.02	0.00	0.00	0.02	0.00
2				0.03	0.01	0.00	0.02	0.00	0.00
3	No Samples Collected			0.03	0.00	0.00	0.01	0.00	0.00
4				0.02	0.01	0.00	0.01	0.00	0.00
5				0.03	0.01	0.00	0.02	0.00	0.00
6				0.03	0.01	0.00	0.02	0.00	0.00

	November 1981			November 1982			November 1983		
	%C	%H	%N	%C	%H	%N	%C	%H	%N
	Rep. 1	0.08	0.01	0.00	0.01	0.00	0.00	0.01	0.01
2	0.07	0.01	0.00	0.00	0.00	0.00	0.03	0.01	0.00
3	0.08	0.02	0.01	0.01	0.01	0.00	0.03	0.01	0.00
4	0.05	0.01	0.00	0.03	0.01	0.00	0.02	0.01	0.00
5	0.50	0.01	0.00	0.01	0.01	0.00	0.03	0.01	0.00
6	0.05	0.01	0.00	0.03	0.01	0.00	0.02	0.00	0.00

	February 1982			February 1983			February 1984		
	%C	%H	%N	%C	%H	%N	%C	%H	%N
	Rep. 1	0.08	0.02	0.00	0.02	0.01	0.00	0.01	0.00
2	0.09	0.01	0.00	0.02	0.01	0.00	0.02	0.00	0.00
3	0.15	0.02	0.00	0.06	0.01	0.00	0.01	0.00	0.00
4	0.21	0.02	0.01	0.03	0.01	0.00	0.01	0.00	0.00
5	0.06	0.02	0.00	0.02	0.01	0.00	0.01	0.00	0.00
6	0.06	0.02	0.00	0.00	0.00	0.00	0.02	0.00	0.00

	May 1982			May 1983			June 1984		
	%C	%H	%N	%C	%H	%N	%C	%H	%N
	Rep. 1	0.08	0.01	0.00	0.01	0.00	0.00	0.01	0.00
2	0.07	0.01	0.00	0.02	0.01	0.00	0.02	0.00	0.00
3	0.12	0.01	0.00	0.02	0.01	0.00	0.02	0.00	0.00
4	0.08	0.02	0.00	0.03	0.01	0.00	0.42	0.05	0.00
5	0.05	0.02	0.00	0.01	0.00	0.00	0.02	0.01	0.00
6	0.05	0.01	0.00	0.03	0.01	0.00	0.01	0.00	0.00

TABLE I-3. RESULTS OF CHN ANALYSIS FROM GEORGES BANK BENTHIC MONITORING PROGRAM REGIONAL STATION 3.

	July 1981			July 1982			July 1983		
	%C	%H	%N	%C	%H	%N	%C	%H	%N
Rep. 1				0.26	0.04	0.01	0.12	0.02	0.01
2				0.21	0.05	0.03	0.10	0.02	0.01
3	No Samples			0.06	0.01	0.00	0.09	0.02	0.01
4	Collected			0.18	0.03	0.01	0.09	0.02	0.01
5				0.48	0.05	0.02	0.33	0.05	0.01
6				0.07	0.02	0.01	0.34	0.08	0.02

	November 1981			November 1982			November 1983		
	%C	%H	%N	%C	%H	%N	%C	%H	%N
Rep. 1	0.44	0.04	0.02	0.50	0.05	0.01	0.13	0.03	0.01
2	0.32	0.04	0.01	2.38	0.14	0.02	0.57	0.12	0.01
3	0.17	0.03	0.01	3.54	0.12	0.01	0.16	0.04	0.02
4	0.89	0.03	0.01	0.10	0.02	0.01	0.77	0.10	0.02
5	0.45	0.04	0.02	0.13	0.04	0.01	0.91	0.12	0.03
6	0.49	0.03	0.01	0.70	0.06	0.00	0.10	0.03	0.01

	February 1982			February 1983			February 1984		
	%C	%H	%N	%C	%H	%N	%C	%H	%N
Rep. 1	0.28	0.04	0.01	0.13	0.04	0.01	0.14	0.04	0.01
2	0.26	0.03	0.01	0.40	0.03	0.01	0.45	0.09	0.01
3	0.41	0.04	0.02	No Sample			0.11	0.03	0.01
4	0.26	0.03	0.02	0.60	0.06	0.01	0.65	0.09	0.02
5	0.34	0.04	0.01	0.16	0.03	0.01	0.20	0.05	0.01
6	0.36	0.04	0.02	0.16	0.03	0.00	0.15	0.03	0.01

	May 1982			May 1983			June 1984		
	%C	%H	%N	%C	%H	%N	%C	%H	%N
Rep. 1	2.37	0.07	0.03	No Sample			0.48	0.04	0.01
2	0.29	0.04	0.02	0.24	0.03	0.02	1.35	0.08	0.01
3	0.42	0.04	0.02	0.42	0.05	0.01	0.38	0.07	0.02
4	0.58	0.05	0.03	3.24	0.12	0.02	0.53	0.06	0.02
5	0.39	0.07	0.03	0.29	0.06	0.01	0.24	0.06	0.01
6	0.73	0.06	0.03	2.75	0.09	0.01	0.09	0.03	0.00

TABLE I-4. RESULTS OF CHN ANALYSIS FROM GEORGES BANK BENTHIC MONITORING PROGRAM REGIONAL STATION 4.

	July 1981			July 1982			July 1983		
	%C	%H	%N	%C	%H	%N	%C	%H	%N
Rep. 1				0.09	0.03	0.01	0.07	0.03	0.01
2				0.09	0.03	0.00	0.10	0.03	0.01
3		No Samples		0.08	0.03	0.01	0.08	0.03	0.01
4		Collected		0.09	0.03	0.00	0.08	0.03	0.01
5				0.08	0.03	0.00	0.08	0.03	0.01
6				0.09	0.04	0.00	0.08	0.03	0.01

	November 1981			November 1982			November 1983		
	%C	%H	%N	%C	%H	%N	%C	%H	%N
Rep. 1	0.09	0.03	0.01	0.06	0.03	0.01	0.08	0.03	0.01
2	0.13	0.03	0.01	0.07	0.02	0.01	0.09	0.04	0.03
3	0.11	0.04	0.01	0.07	0.03	0.00	0.08	0.03	0.01
4	0.12	0.04	0.01	0.07	0.03	0.00	0.07	0.03	0.01
5	0.10	0.04	0.01	0.07	0.03	0.00	0.08	0.03	0.01
6	0.10	0.04	0.01	0.08	0.03	0.00	0.10	0.04	0.01

	February 1982			February 1983			February 1984		
	%C	%H	%N	%C	%H	%N	%C	%H	%N
Rep. 1	0.15	0.06	0.01				0.07	0.03	0.00
2	0.08	0.05	0.02				0.09	0.03	0.01
3	0.14	0.05	0.02		No Samples		0.10	0.03	0.01
4	0.11	0.06	0.02		Collected		0.09	0.03	0.00
5	0.10	0.05	0.01				0.07	0.03	0.01
6	0.07	0.04	0.01				0.08	0.03	0.01

	May 1982			May 1983			June 1984		
	%C	%H	%N	%C	%H	%N	%C	%H	%N
Rep. 1	0.12	0.08	0.01	0.11	0.04	0.01	0.07	0.03	0.00
2	0.17	0.08	0.02	0.07	0.03	0.01	0.08	0.03	0.00
3	0.12	0.07	0.01	0.07	0.03	0.00	0.08	0.03	0.00
4	0.56	0.08	0.02	0.07	0.03	0.01	0.11	0.04	0.01
5	0.14	0.07	0.01	0.07	0.03	0.01	0.09	0.03	0.01
6	0.14	0.08	0.02	0.07	0.03	0.01	0.08	0.03	0.00



TABLE I-5. RESULTS OF CHN ANALYSIS FROM GEORGES BANK BENTHIC MONITORING PROGRAM REGIONAL STATION 5 (SITE-SPECIFIC STATION 5-1 ).

	July 1981			July 1982			July 1983		
	%C	%H	%N	%C	%H	%N	%C	%H	%N
Rep. 1				0.06	0.03	0.00	0.13	0.02	0.00
2				0.07	0.03	0.00	0.04	0.01	0.00
3	No Samples			1.12	0.03	0.01	0.09	0.03	0.01
4	Collected			0.06	0.02	0.00	0.05	0.02	0.00
5				0.16	0.03	0.00	0.10	0.03	0.01
6				0.14	0.04	0.02	0.04	0.02	0.00

	November 1981			November 1982			November 1983		
	%C	%H	%N	%C	%H	%N	%C	%H	%N
Rep. 1	0.16	0.07	0.02	0.17	0.04	0.01	0.10	0.03	0.01
2	0.10	0.07	0.01	0.12	0.03	0.01	0.18	0.07	0.02
3	0.11	0.06	0.01	0.06	0.04	0.00	0.03	0.02	0.00
4	0.07	0.06	0.01	0.04	0.02	0.00	0.09	0.03	0.01
5	0.16	0.08	0.02	0.04	0.02	0.00	0.03	0.02	0.00
6	0.12	0.07	0.01	0.02	0.01	0.00	0.06	0.04	0.00

	February 1982			February 1983			February 1984		
	%C	%H	%N	%C	%H	%N	%C	%H	%N
Rep. 1	0.11	0.04	0.01	0.05	0.03	0.00	0.66	0.06	0.01
2	0.10	0.05	0.00	0.03	0.02	0.00	0.05	0.02	0.00
3	0.11	0.04	0.01	0.04	0.01	0.00	0.36	0.01	0.00
4	0.09	0.04	0.01	0.04	0.02	0.00	0.74	0.03	0.00
5	0.06	0.03	0.00	0.05	0.01	0.00	0.13	0.04	0.01
6	0.05	0.03	0.00	No Sample			0.06	0.03	0.00

	May 1982			May 1983			June 1984		
	%C	%H	%N	%C	%H	%N	%C	%H	%N
Rep. 1	0.25/0.14	0.05/0.05	0.01/0.01	0.05	0.01	0.01	0.04	0.01	0.00
2	0.41/0.15	0.04/0.04	0.01/0.02	0.06	0.02	0.01	0.06	0.02	0.00
3	0.66/0.20	0.04/0.05	0.01/0.02	0.04	0.01	0.00	0.09	0.04	0.01
4	0.20/0.16	0.04/0.05	0.02/0.01	0.07	0.03	0.01	0.19	0.05	0.00
5	0.12/0.16	0.03/0.04	0.01/0.01	0.20	0.03	0.01	0.04	0.01	0.00
6	0.23/0.18	0.04/0.05	0.01/0.01	0.14	0.04	0.01	0.04	0.01	0.00

\* Duplicate set analyzed.

TABLE I-6. RESULTS OF CHN ANALYSIS FROM GEORGES BANK BENTHIC MONITORING PROGRAM REGIONAL STATION 6.

	July 1981			July 1982			July 1983		
	%C	%H	%N	%C	%H	%N	%C	%H	%N
	Rep. 1				0.16	0.03	0.01	0.10	0.03
2				0.08	0.02	0.00	0.13	0.03	0.01
3	No Samples			0.13	0.02	0.00	0.15	0.04	0.02
4	Collected			0.14	0.03	0.01	0.11	0.02	0.01
5				0.11	0.02	0.00	0.38	0.08	0.02
6				0.14	0.03	0.01	0.78	0.05	0.02

	November 1981			November 1982			November 1983		
	%C	%H	%N	%C	%H	%N	%C	%H	%N
	Rep. 1	0.43	0.07	0.03	0.18	0.04	0.02	0.22	0.05
2	0.35	0.06	0.03	0.16	0.04	0.02	0.17	0.04	0.01
3	0.32	0.06	0.03	0.11	0.03	0.01	0.17	0.04	0.02
4	0.37	0.07	0.03	0.19	0.04	0.03	0.15	0.04	0.01
5	0.40	0.06	0.03	0.15	0.04	0.01	0.14	0.04	0.01
6	0.26	0.05	0.02	0.23	0.06	0.02	0.12	0.03	0.01

	February 1982			February 1983			February 1984		
	%C	%H	%N	%C	%H	%N	%C	%H	%N
	Rep. 1	0.51	0.08	0.03	0.12	0.04	0.00	0.13	0.04
2	0.35	0.06	0.03	0.13	0.05	0.02	0.15	0.04	0.02
3	0.54	0.07	0.03	0.12	0.04	0.01	0.15	0.04	0.02
4	0.53	0.07	0.03	0.17	0.04	0.01	0.16	0.04	0.02
5	0.32	0.07	0.02	0.15	0.04	0.02	0.10	0.03	0.01
6	0.36	0.07	0.03	0.16	0.04	0.01	0.77	0.06	0.02

	May 1982			May 1983			June 1984		
	%C	%H	%N	%C	%H	%N	%C	%H	%N
	Rep. 1	0.40	0.06	0.03	0.17	0.04	0.02	0.12	0.03
2	0.28	0.06	0.02	0.21	0.05	0.01	0.12	0.03	0.00
3	0.36	0.07	0.02	0.08	0.03	0.01	0.27	0.05	0.04
4	0.34	0.07	0.03	0.12	0.04	0.01	0.12	0.03	0.01
5	0.27	0.25	0.03	0.21	0.05	0.02	1.22	0.09	0.01
6	0.40	0.07	0.03	0.15	0.05	0.01	1.10	0.08	0.01

TABLE I-7. RESULTS OF CHN ANALYSIS FROM GEORGES BANK BENTHIC MONITORING PROGRAM REGIONAL STATION 7.

	July 1981			July 1982			July 1983		
	%C	%H	%N	%C	%H	%N	%C	%H	%N
Rep. 1	No Samples Collected			No Samples Collected			No Samples Collected		
2									
3									
4									
5									
6									
	November 1981			November 1982			November 1983		
	%C	%H	%N	%C	%H	%N	%C	%H	%N
Rep. 1	0.32	0.08	0.01	No Samples Collected			No Samples Collected		
2	0.45	0.06	0.01						
3	1.02	0.12	0.02						
4	0.49	0.11	0.02						
5	0.37	0.09	0.02						
6	0.69	0.09	0.02						
	February 1982			February 1983			February 1984		
	%C	%H	%N	%C	%H	%N	%C	%H	%N
Rep. 1	0.41	0.05	0.01	No Samples Collected			No Samples Collected		
2	0.88	0.06	0.02						
3	0.36	0.05	0.02						
4	1.11	0.07	0.02						
5	0.34	0.06	0.02						
6	0.40	0.05	0.02						
	May 1982			May 1983			June 1984		
	%C	%H	%N	%C	%H	%N	%C	%H	%N
Rep. 1	1.10	0.08	0.03	No Samples Collected			No Samples Collected		
2	0.50	0.07	0.03						
3	0.51	0.05	0.02						
4	2.50	0.08	0.02						
5	0.55	0.07	0.03						
6	0.69	0.06	0.02						

**TABLE I-8. RESULTS OF CHN ANALYSIS FROM GEORGES BANK BENTHIC MONITORING PROGRAM REGIONAL STATION 7A.**

	July 1981			July 1982			July 1983		
	%C	%H	%N	%C	%H	%N	%C	%H	%N
	Rep. 1				1.01	0.28	0.10	0.69	0.18
2				0.88	0.24	0.08	0.37	0.12	0.04
3	No Samples			0.65	0.19	0.07	0.45	0.16	0.05
4	Collected			0.53	0.17	0.04	0.59	0.18	0.08
5				0.68	0.18	0.06	0.45	0.14	0.05
6				0.59	0.19	0.05	0.48	0.15	0.05

	November 1981			November 1982			November 1983		
	%C	%H	%N	%C	%H	%N	%C	%H	%N
	Rep. 1				0.63	0.22	0.10	0.89	0.26
2				0.88	0.27	0.11	0.48	0.18	0.05
3	No Samples			0.60	0.19	0.08	0.69	0.24	0.07
4	Collected			0.66	0.21	0.07	0.80	0.27	0.09
5				0.67	0.21	0.08	0.79	0.27	0.09
6				0.88	0.28	0.10	0.75	0.23	0.07

	February 1982			February 1983			February 1984		
	%C	%H	%N	%C	%H	%N	%C	%H	%N
	Rep. 1				0.47	0.16	0.06	0.52	0.18
2				0.40	0.14	0.05	0.65	0.20	0.08
3	No Samples			0.70	0.21	0.08	0.62	0.20	0.07
4	Collected			0.48	0.17	0.06	0.77	0.21	0.10
5				0.63	0.21	0.07	0.40	0.14	0.05
6				0.57	0.18	0.06	0.74	0.25	0.08

	May 1982			May 1983			June 1984		
	%C	%H	%N	%C	%H	%N	%C	%H	%N
	Rep. 1				1.05	0.29	0.11	0.67	0.23
2				1.02	0.27	0.10	1.12	0.35	0.13
3	No Samples			0.67	0.22	0.07	0.75	0.27	0.08
4	Collected			0.67	0.21	0.07	0.49	0.18	0.05
5				0.59	0.19	0.06	0.86	0.28	0.10
6				0.59	0.19	0.07	0.52	0.20	0.05

TABLE I-9. RESULTS OF CHN ANALYSIS FROM GEORGES BANK BENTHIC MONITORING PROGRAM REGIONAL STATION 8.

	July 1981			July 1982			July 1983			
	%C	%H	%N	%C	%H	%N	%C	%H	%N	
Rep. 1				0.06	0.03	0.00	0.07	0.03	0.01	
2				0.07	0.02	0.00	0.08	0.03	0.01	
3		No Samples Collected			0.03	0.01	0.00	0.09	0.04	0.01
4				0.07	0.02	0.00	0.06	0.03	0.00	
5				0.08	0.02	0.00	0.10	0.04	0.01	
6				0.09	0.03	0.00	0.05	0.02	0.01	

	November 1981			November 1982			November 1983		
	%C	%H	%N	%C	%H	%N	%C	%H	%N
Rep. 1	0.33	0.06	0.01	0.09	0.03	0.01	0.12	0.05	0.02
2	0.45	0.06	0.01	0.10	0.03	0.01	No Sample		
3	0.42	0.05	0.00	0.12	0.04	0.00	0.15	0.04	0.01
4	0.53	0.05	0.01	0.12	0.04	0.00	0.12	0.04	0.00
5	0.36	0.07	0.01	0.19	0.05	0.01	0.11	0.04	0.01
6	0.40	0.04	0.00	0.08	0.03	0.00	0.22	0.07	0.03

	February 1982			February 1983			February 1984		
	%C	%H	%N	%C	%H	%N	%C	%H	%N
Rep. 1	0.41	0.07	0.01	0.06	0.03	0.00	0.11	0.05	0.01
2	0.44	0.07	0.02	0.09	0.04	0.00	0.09	0.04	0.01
3	0.38	0.06	0.02	0.11	0.04	0.00	0.84	0.05	0.01
4	0.55	0.10	0.02	0.12	0.04	0.00	0.11	0.03	0.00
5	0.43	0.07	0.02	0.06	0.03	0.00	0.08	0.03	0.00
6	0.44	0.07	0.02	0.11	0.04	0.00	0.12	0.04	0.01

	May 1982			May 1983			June 1984		
	%C	%H	%N	%C	%H	%N	%C	%H	%N
Rep. 1	0.38	0.04	0.01	0.11	0.03	0.00	0.09	0.05	0.00
2	0.38	0.04	0.01	0.09	0.04	0.01	0.11	0.03	0.00
3	0.55	0.06	0.02	0.13	0.05	0.00	0.08	0.03	0.01
4	0.40	0.04	0.01	0.10	0.04	0.01	0.21	0.06	0.02
5	0.47	0.05	0.01	0.12	0.04	0.00	0.04	0.02	0.00
6	0.35	0.04	0.01	0.24	0.06	0.02	0.00	0.08	0.03

TABLE I-10. RESULTS OF CHN ANALYSIS FROM GEORGES BANK BENTHIC MONITORING PROGRAM REGIONAL STATION 9.

	July 1981			July 1982			July 1983		
	%C	%H	%N	%C	%H	%N	%C	%H	%N
	Rep. 1				0.08	0.03	0.00	0.09	0.04
2				0.10	0.04	0.02	0.07	0.03	0.00
3	No Samples			0.07	0.02	0.01	0.12	0.04	0.02
4	Collected			0.07	0.02	0.00	0.09	0.03	0.01
5				0.05	0.02	0.00	0.06	0.02	0.00
6				0.08	0.03	0.02	0.11	0.04	0.01

	November 1981			November 1982			November 1983		
	%C	%H	%N	%C	%H	%N	%C	%H	%N
	Rep. 1	0.22	0.04	0.00	0.11	0.05	0.01	0.11	0.05
2	0.21	0.04	0.00	0.12	0.04	0.01	0.10	0.04	0.00
3	0.25	0.04	0.01	0.08	0.03	0.01	0.10	0.04	0.00
4	0.24	0.05	0.01	0.11	0.04	0.01	0.09	0.04	0.00
5	0.18	0.04	0.00	0.10	0.04	0.01	0.14	0.04	0.01
6	0.24	0.04	0.00	0.08	0.03	0.01	0.11	0.04	0.01

	February 1982			February 1983			February 1984		
	%C	%H	%N	%C	%H	%N	%C	%H	%N
	Rep. 1	0.33	0.06	0.00				0.11	0.03
2	0.27	0.04	0.01				0.07	0.02	0.00
3	0.34	0.07	0.01	No Samples			0.12	0.04	0.01
4	0.36	0.06	0.01	Collected			0.08	0.03	0.00
5	0.22	0.05	0.00				0.07	0.03	0.00
6	0.24	0.05	0.00				0.10	0.04	0.01

	May 1982			May 1983			June 1984		
	%C	%H	%N	%C	%H	%N	%C	%H	%N
	Rep. 1	0.26	0.08	0.01	0.09	0.04	0.01	0.07	0.03
2	0.24	0.08	0.01	0.10	0.04	0.01	0.10	0.04	0.00
3	0.26	0.08	0.01	0.11	0.04	0.01	0.15	0.05	0.01
4	0.26	0.07	0.01	0.11	0.04	0.01	0.10	0.04	0.00
5	0.28	0.08	0.01	1.38	0.05	0.01	0.11	0.04	0.00
6	0.26	0.07	0.01	0.16	0.05	0.01	0.10	0.04	0.00

TABLE I-11. RESULTS OF CHN ANALYSIS FROM GEORGES BANK BENTHIC MONITORING PROGRAM REGIONAL STATION 10.

	July 1981			July 1982			July 1983		
	%C	%H	%N	%C	%H	%N	%C	%H	%N
Rep. 1				0.07	0.03	0.00	0.05	0.02	0.00
2				0.05	0.01	0.00	0.07	0.02	0.00
3		No Samples		0.10	0.02	0.00	0.03	0.02	0.00
4		Collected		0.05	0.02	0.00	0.04	0.01	0.00
5				0.13	0.03	0.00	0.32	0.06	0.02
6				0.08	0.02	0.00	0.06	0.01	0.00
<hr/>									
	November 1981			November 1982			November 1983		
	%C	%H	%N	%C	%H	%N	%C	%H	%N
Rep. 1	0.04	0.01	0.01	0.03	0.01	0.00	0.31	0.13	0.00
2	0.18	0.03	0.01	0.06	0.02	0.01	0.10	0.05	0.01
3	0.08	0.02	0.01	0.03	0.02	0.00	0.05	0.02	0.00
4	0.12	0.01	0.01	0.04	0.02	0.00	0.05	0.02	0.00
5	0.04	0.02	0.01	0.13	0.04	0.00	0.09	0.03	0.01
6	0.15	0.02	0.00	0.03	0.02	0.00	0.11	0.05	0.00
<hr/>									
	February 1982			February 1983			February 1984		
	%C	%H	%N	%C	%H	%N	%C	%H	%N
Rep. 1	0.05	0.03	0.00	0.04	0.02	0.00	0.00	0.00	0.00
2	0.07	0.03	0.00	0.02	0.01	0.00	0.02	0.01	0.00
3	0.10	0.04	0.01	0.04	0.02	0.00	0.02	0.01	0.00
4		No Sample		0.04	0.02	0.00	0.01	0.01	0.00
5	0.12	0.05	0.01	0.05	0.01	0.00	0.01	0.00	0.00
6	0.06	0.03	0.01	0.01	0.01	0.00	0.01	0.01	0.00
<hr/>									
	May 1982			May 1983			June 1984		
	%C	%H	%N	%C	%H	%N	%C	%H	%N
Rep. 1	0.11	0.06	0.01	0.05	0.02	0.00	0.04	0.02	0.00
2	0.16	0.07	0.01	0.03	0.01	0.00	0.02	0.01	0.00
3	0.23	0.05	0.00	0.04	0.02	0.00	0.03	0.01	0.00
4	0.10	0.06	0.01	0.05	0.02	0.01	0.03	0.01	0.00
5	0.32	0.08	0.00	0.10	0.03	0.01	0.02	0.01	0.00
6	0.08	0.05	0.00	0.04	0.02	0.00	0.03	0.01	0.00

TABLE I-12. RESULTS OF CHN ANALYSIS FROM GEORGES BANK BENTHIC MONITORING PROGRAM REGIONAL STATION 11.

	July 1981			July 1982			July 1983		
	%C	%H	%N	%C	%H	%N	%C	%H	%N
Rep. 1				0.18	0.06	0.02	0.18	0.06	0.02
2				0.24	0.07	0.03	0.17	0.06	0.02
3	No Samples Collected			0.14	0.06	0.01	0.16	0.06	0.01
4				0.18	0.06	0.01	0.19	0.07	0.02
5				0.17	0.06	0.01	0.17	0.07	0.02
6				0.15	0.05	0.00	0.18	0.07	0.02

	November 1981			November 1982			November 1983		
	%C	%H	%N	%C	%H	%N	%C	%H	%N
Rep. 1	0.23	0.06	0.02	0.31	0.08	0.03	0.16	0.05	0.02
2	0.17	0.06	0.01	0.13	0.06	0.01	0.16	0.06	0.02
3	0.18	0.06	0.02	0.17	0.07	0.02	0.17	0.05	0.02
4	0.23	0.07	0.02	0.18	0.07	0.02	0.16	0.06	0.02
5	0.22	0.07	0.02	0.15	0.06	0.02	0.16	0.06	0.02
6	0.22	0.07	0.02	0.16	0.06	0.01	0.17	0.06	0.02

	February 1982			February 1983			February 1984		
	%C	%H	%N	%C	%H	%N	%C	%H	%N
Rep. 1	0.24	0.08	0.03				0.19	0.06	0.02
2	0.19	0.08	0.03				0.14	0.05	0.01
3	0.48	0.13	0.06	No Samples Collected			0.18	0.06	0.02
4	0.59	0.10	0.04				0.17	0.06	0.03
5	0.24	0.08	0.03				0.16	0.06	0.02
6	0.26	0.09	0.04				0.20	0.06	0.02

	May 1982			May 1983			June 1984		
	%C	%H	%N	%C	%H	%N	%C	%H	%N
Rep. 1	0.20	0.09	0.02	0.21	0.06	0.03	0.21	0.07	0.02
2	0.44	0.15	0.05	0.16	0.06	0.02	0.17	0.06	0.02
3	0.22	0.10	0.02	0.18	0.06	0.02	0.18	0.06	0.01
4	0.35	0.13	0.04	0.23	0.07	0.03	0.16	0.06	0.01
5	0.31	0.13	0.04	0.23	0.07	0.02	0.15	0.06	0.01
6	0.24	0.10	0.02	0.15	0.05	0.01	0.16	0.06	0.01



TABLE I-13. RESULTS OF CHN ANALYSIS FROM GEORGES BANK BENTHIC MONITORING PROGRAM REGIONAL STATION 12.

	July 1981			July 1982			July 1983		
	%C	%H	%N	%C	%H	%N	%C	%H	%N
Rep. 1				0.15	0.04	0.00	0.37	0.10	0.04
2				0.07	0.03	0.00	0.33	0.09	0.04
3		No Samples		0.08	0.02	0.00	0.20	0.06	0.02
4		Collected		0.09	0.02	0.01	0.78	0.10	0.01
5				0.19	0.05	0.01	0.16	0.06	0.01
6				0.10	0.03	0.00	0.24	0.05	0.01
<hr/>									
	November 1981			November 1982			November 1983		
	%C	%H	%N	%C	%H	%N	%C	%H	%N
Rep. 1	0.59	0.07	0.02	0.14	0.04	0.01	0.18	0.06	0.02
2	0.33	0.06	0.02	0.20	0.06	0.03	0.18	0.05	0.02
3	0.30	0.06	0.02	0.11	0.03	0.01	0.25	0.06	0.03
4	0.58	0.06	0.02	0.34	0.09	0.06	0.21	0.07	0.03
5	0.74	0.05	0.01	0.21	0.06	0.03	0.23	0.06	0.02
6	0.34	0.06	0.03	0.21	0.06	0.02	0.20	0.06	0.02
<hr/>									
	February 1982			February 1983			February 1984		
	%C	%H	%N	%C	%H	%N	%C	%H	%N
Rep. 1	0.25	0.06	0.02				0.10	0.03	0.01
2	0.66	0.12	0.05				0.17	0.05	0.02
3	0.29	0.07	0.02		No Samples		0.14	0.05	0.01
4	0.17	0.04	0.01		Collected		0.24	0.07	0.03
5	0.35	0.08	0.03				0.16	0.05	0.02
6	0.35	0.08	0.03				0.17	0.06	0.02
<hr/>									
	May 1982			May 1983			June 1984		
	%C	%H	%N	%C	%H	%N	%C	%H	%N
Rep. 1	0.33	0.10	0.03	0.20	0.06	0.02	0.18	0.05	0.01
2	0.42	0.12	0.03	0.22	0.06	0.02	0.13	0.04	0.01
3	0.50	0.13	0.04	0.19	0.06	0.02	0.18	0.06	0.02
4	0.26	0.09	0.02	0.11	0.03	0.01	0.13	0.04	0.01
5	0.11	0.06	0.01	0.18	0.06	0.02	0.13	0.04	0.01
6	0.26	0.09	0.02	0.20	0.06	0.02	0.18	0.05	0.02

**TABLE I-14. RESULTS OF CHN ANALYSIS FROM GEORGES BANK BENTHIC MONITORING PROGRAM REGIONAL STATION 13.**

	July 1981			July 1982			July 1983		
	%C	%H	%N	%C	%H	%N	%C	%H	%N
	Rep. 1				1.40	0.36	0.22	0.53	0.16
2				0.91	0.24	0.12	1.19	0.32	0.15
3	No Samples			0.96	0.24	0.12	0.98	0.28	0.13
4	Collected			0.88	0.25	0.11	0.77	0.22	0.10
5				1.40	0.28	0.13	0.56	0.17	0.07
6				0.99	0.27	0.12	0.85	0.24	0.10

	November 1981			November 1982			November 1983		
	%C	%H	%N	%C	%H	%N	%C	%H	%N
	Rep. 1	1.22	0.28	0.15	0.91	0.24	0.12	0.91	0.23
2	0.95	0.21	0.11	0.80	0.22	0.10	1.31	0.34	0.18
3	1.27	0.31	0.15	1.16	0.29	0.16	0.66	0.19	0.10
4	1.09	0.28	0.13	0.82	0.23	0.11	0.88	0.23	0.11
5	1.27	0.31	0.15	1.03	0.28	0.15	0.88	0.24	0.11
6	0.97	0.25	0.11	0.72	0.21	0.10	0.97	0.27	0.13

	February 1982			February 1983			February 1984		
	%C	%H	%N	%C	%H	%N	%C	%H	%N
	Rep. 1	1.22	0.22	0.15	0.72	0.16	0.09	0.73	0.19
2	1.06	0.27	0.12	0.67	0.18	0.08	0.80	0.22	0.10
3	1.02	0.27	0.11	0.61	0.17	0.07	0.92	0.24	0.11
4	1.07	0.29	0.13	0.72	0.19	0.09	0.81	0.22	0.10
5	1.07	0.29	0.13	0.77	0.21	0.10	1.24	0.33	0.16
6	1.01	0.27	0.12	0.76	0.21	0.09	0.67	0.20	0.08

	May 1982			May 1983			June 1984		
	%C	%H	%N	%C	%H	%N	%C	%H	%N
	Rep. 1	1.25	0.35	0.16	0.64	0.16	0.07	0.94	0.25
2	1.08	0.30	0.14	0.67	0.19	0.08	0.99	0.27	0.13
3	1.32	0.42	0.17	1.03	0.27	0.13	1.00	0.28	0.13
4	1.15	0.36	0.14	0.61	0.17	0.08	1.00	0.28	0.13
5	0.94	0.30	0.12	0.85	0.23	0.11	0.90	0.26	0.11
6	0.91	0.29	0.11	1.09	0.28	0.15	0.90	0.23	0.10

TABLE I-15. RESULTS OF CHN ANALYSIS FROM GEORGES BANK BENTHIC MONITORING PROGRAM REGIONAL STATION 13A.

	July 1981			July 1982			July 1983		
	%C	%H	%N	%C	%H	%N	%C	%H	%N
	Rep. 1				2.13	0.55	0.26	2.03	0.56
2				1.99	0.53	0.24	1.94	0.50	0.24
3	No Samples			2.02	0.49	0.25	1.77	0.50	0.22
4	Collected			1.66	0.44	0.20	1.85	0.53	0.23
5				2.03	0.52	0.25	1.79	0.52	0.22
6				1.95	0.53	0.25	2.13	0.60	0.26

	November 1981			November 1982			November 1983		
	%C	%H	%N	%C	%H	%N	%C	%H	%N
	Rep. 1				1.89	0.51	0.24	2.12	0.55
2				2.07	0.56	0.26	1.99	0.53	0.25
3	No Samples			1.87	0.50	0.22	2.00	0.45	0.25
4	Collected			1.95	0.52	0.25	1.84	0.51	0.23
5				1.97	0.52	0.25	1.85	0.48	0.23
6				1.98	0.52	0.25	1.95	0.50	0.25

	February 1982			February 1983			February 1984		
	%C	%H	%N	%C	%H	%N	%C	%H	%N
	Rep. 1							1.80	0.49
2							2.47	0.69	0.32
3	No Samples			No Samples			1.95	0.55	0.23
4	Collected			Collected			1.94	0.51	0.23
5							2.15	0.62	0.26
6							1.71	0.48	0.20

	May 1982			May 1983			June 1984		
	%C	%H	%N	%C	%H	%N	%C	%H	%N
	Rep. 1				1.79	0.43	0.23	2.00	0.53
2				2.18	0.56	0.28	1.80	0.50	0.22
3	No Samples			2.16	0.54	0.27	1.90	0.53	0.24
4	Collected			2.19	0.57	0.27	1.99	0.48	0.24
5				2.00	0.48	0.24	1.88	0.51	0.23
6				2.13	0.53	0.26	1.94	0.54	0.24

TABLE I-16. RESULTS OF CHN ANALYSIS FROM GEORGES BANK BENTHIC MONITORING PROGRAM REGIONAL STATION 14.

	July 1981			July 1982			July 1983		
	%C	%H	%N	%C	%H	%N	%C	%H	%N
Rep. 1	No Samples Collected			No Samples Collected			No Samples Collected		
2									
3									
4									
5									
6									
<hr/>									
	November 1981			November 1982			November 1983		
	%C	%H	%N	%C	%H	%N	%C	%H	%N
Rep. 1	0.81	0.23	0.11	No Samples Collected			No Samples Collected		
2	0.13	0.05	0.02						
3	0.04	0.03	0.01						
4	0.23	0.07	0.04						
5	0.07	0.04	0.01						
6	0.11	0.05	0.02						
<hr/>									
	February 1982			February 1983			February 1984		
	%C	%H	%N	%C	%H	%N	%C	%H	%N
Rep. 1	Samples Archived			No Samples Collected			No Samples Collected		
2									
3									
4									
5									
6									
<hr/>									
	May 1982			May 1983			June 1984		
	%C	%H	%N	%C	%H	%N	%C	%H	%N
Rep. 1	Samples Archived			No Samples Collected			No Samples Collected		
2									
3									
4									
5									
6									

TABLE I-17. RESULTS OF CHN ANALYSIS FROM GEORGES BANK BENTHIC MONITORING PROGRAM REGIONAL STATION 14A.

	July 1981			July 1982			July 1983		
	%C	%H	%N	%C	%H	%N	%C	%H	%N
	Rep. 1				1.89	0.56	0.25	1.97	0.61
2				2.16	0.68	0.29	1.86	0.56	0.24
3	No Samples			1.86	0.60	0.24	2.20	0.67	0.28
4	Collected			1.74	0.56	0.24	2.04	0.62	0.27
5				2.16	0.69	0.28	2.18	0.61	0.28
6				2.02	0.54	0.26	1.73	0.53	0.27

	November 1981			November 1982			November 1983		
	%C	%H	%N	%C	%H	%N	%C	%H	%N
	Rep. 1				2.00	0.63	0.26		
2				2.40	0.64	0.31			
3	No Samples			2.29	0.69	0.29	No Samples		
4	Collected			1.93	0.62	0.25	Collected		
5				1.78	0.54	0.23			
6				1.71	0.54	0.22			

	February 1982			February 1983			February 1984		
	%C	%H	%N	%C	%H	%N	%C	%H	%N
	Rep. 1				1.98	0.60	0.24		
2				1.84	0.54	0.23			
3	No Samples			1.71	0.54	0.21	No Samples		
4	Collected			1.56	0.49	0.20	Collected		
5				1.75	0.55	0.21			
6				1.72	0.54	0.21			

	May 1982			May 1983			June 1984		
	%C	%H	%N	%C	%H	%N	%C	%H	%N
	Rep. 1				1.69	0.50	0.22		
2				2.09	0.63	0.26			
3	No Samples			2.19	0.67	0.29	No Samples		
4	Collected			1.85	0.48	0.24	Collected		
5				2.05	0.57	0.27			
6				1.81	0.56	0.24			

TABLE I-18. RESULTS OF CHN ANALYSIS FROM GEORGES BANK BENTHIC MONITORING PROGRAM REGIONAL STATION 15.

	July 1981			July 1982			July 1983		
	%C	%H	%N	%C	%H	%N	%C	%H	%N
Rep. 1									
2									
3	No Samples Collected			No Samples Collected			No Samples Collected		
4									
5									
6									
	November 1981			November 1982			November 1983		
	%C	%H	%N	%C	%H	%N	%C	%H	%N
Rep. 1	0.04	0.02	0.00						
2	0.04	0.02	0.00						
3	0.05	0.01	0.00	No Samples Collected			No Samples Collected		
4	0.04	0.02	0.00						
5	0.04	0.01	0.00						
6	0.05	0.02	0.01						
	February 1982			February 1983			February 1984		
	%C	%H	%N	%C	%H	%N	%C	%H	%N
Rep. 1	0.08	0.02	0.00						
2	0.09	0.02	0.00						
3	0.06	0.02	0.00	No Samples Collected			No Samples Collected		
4	0.05	0.02	0.00						
5	0.03	0.02	0.00						
6	0.07	0.02	0.00						
	May 1982			May 1983			June 1984		
	%C	%H	%N	%C	%H	%N	%C	%H	%N
Rep. 1	No Sample								
2	0.06	0.04	0.00						
3	0.08	0.04	0.00	No Samples Collected			No Samples Collected		
4	0.11	0.04	0.00						
5	0.13	0.04	0.00						
6	0.06	0.05	0.00						

TABLE I-19. RESULTS OF CHN ANALYSIS FROM GEORGES BANK BENTHIC MONITORING PROGRAM REGIONAL STATION 16.

	July 1981			July 1982			July 1983		
	%C	%H	%N	%C	%H	%N	%C	%H	%N
Rep. 1				0.04	0.02	0.00	0.06	0.02	0.01
2				0.04	0.01	0.00	0.09	0.02	0.00
3		No Samples		0.04	0.02	0.00	0.20	0.02	0.00
4		Collected		0.09	0.02	0.00	0.02	0.01	0.00
5				0.04	0.01	0.00	0.08	0.01	0.00
6				0.08	0.01	0.00	0.04	0.01	0.00

	November 1981			November 1982			November 1983		
	%C	%H	%N	%C	%H	%N	%C	%H	%N
Rep. 1	0.42	0.03	0.00	0.06	0.01	0.01	0.03	0.01	0.00
2	0.17	0.02	0.00	0.04	0.01	0.00	0.26	0.07	0.00
3	0.15	0.02	0.00	0.04	0.01	0.01	0.05	0.02	0.00
4	0.13	0.02	0.00	0.05	0.02	0.01	0.05	0.01	0.00
5	0.47	0.03	0.00	0.04	0.01	0.00	0.10	0.02	0.00
6	0.24	0.03	0.00	0.08	0.01	0.00	0.07	0.02	0.01

	February 1982			February 1983			February 1984		
	%C	%H	%N	%C	%H	%N	%C	%H	%N
Rep. 1	0.12	0.01	0.00	0.02	0.00	0.00	0.21	0.03	0.00
2	0.49	0.02	0.01	0.05	0.01	0.00	0.07	0.02	0.00
3	0.12	0.01	0.00	0.03	0.01	0.00	0.02	0.00	0.00
4	0.16	0.02	0.00	0.02	0.01	0.00	0.05	0.01	0.00
5	0.17	0.02	0.01	0.05	0.01	0.01	0.04	0.01	0.00
6	0.15	0.02	0.01	0.03	0.01	0.00	0.06	0.01	0.00

	May 1982			May 1983			June 1984		
	%C	%H	%N	%C	%H	%N	%C	%H	%N
Rep. 1	0.19	0.03	0.01	0.04	0.01	0.01	0.06	0.02	0.00
2	0.32	0.02	0.01	0.05	0.01	0.00	0.09	0.01	0.00
3	0.19	0.05	0.01	0.03	0.01	0.00	0.05	0.01	0.00
4	0.16	0.03	0.00	0.05	0.01	0.00	0.05	0.01	0.00
5	0.19	0.04	0.01	0.28	0.03	0.00	0.05	0.01	0.00
6	0.12	0.03	0.00	0.07	0.02	0.00	0.06	0.01	0.00

TABLE I-20. RESULTS OF CHN ANALYSIS FROM GEORGES BANK BENTHIC MONITORING PROGRAM REGIONAL STATION 17.

	July 1981			July 1982			July 1983		
	%C	%H	%N	%C	%H	%N	%C	%H	%N
Rep. 1				0.02	0.00	0.00			
2				0.02	0.02	0.00			
3	No Samples Collected			0.03	0.01	0.00	Samples Archived		
4				0.04	0.01	0.00			
5				0.03	0.01	0.00			
6				0.33	0.03	0.00			
<hr/>									
	November 1981			November 1982			November 1983		
	%C	%H	%N	%C	%H	%N	%C	%H	%N
Rep. 1	0.24	0.02	0.01	0.06	0.01	0.00			
2	0.19	0.02	0.01	0.02	0.01	0.00			
3	0.32	0.04	0.02	0.23	0.03	0.00	Samples Archived		
4	0.20	0.02	0.01	0.03	0.01	0.00			
5	0.14	0.02	0.01	0.09	0.01	0.00			
6	0.19	0.02	0.02	0.02	0.01	0.00			
<hr/>									
	February 1982			February 1983			February 1984		
	%C	%H	%N	%C	%H	%N	%C	%H	%N
Rep. 1	0.32	0.02	0.00	0.03	0.01	0.00			
2	0.92	0.04	0.01	0.02	0.01	0.00			
3	0.31	0.02	0.01	0.01	0.01	0.00	Samples Archived		
4	0.22	0.03	0.00	0.08	0.02	0.00			
5	0.67	0.02	0.00	0.00	0.00	0.00			
6	0.36	0.04	0.01	0.02	0.01	0.00			
<hr/>									
	May 1982			May 1983			June 1984		
	%C	%H	%N	%C	%H	%N	%C	%H	%N
Rep. 1	0.24	0.03	0.00	0.02	0.01	0.00			
2	0.18	0.04	0.01	0.04	0.01	0.00			
3	0.21	0.03	0.00	0.05	0.01	0.00	Samples Archived		
4	0.09	0.02	0.00	0.04	0.01	0.00			
5	0.28	0.03	0.00	0.06	0.01	0.00			
6	0.10	0.03	0.00	0.43	0.02	0.01			



TABLE I-21. RESULTS OF CHN ANALYSIS FROM GEORGES BANK BENTHIC MONITORING PROGRAM REGIONAL STATION 18.

	July 1981			July 1982			July 1983		
	%C	%H	%N	%C	%H	%N	%C	%H	%N
Rep. 1				0.05	0.02	0.00			
2				0.04	0.01	0.00			
3	No Samples			0.04	0.00	0.00	Samples		
4	Collected			0.14	0.02	0.00	Archived		
5				0.04	0.01	0.00			
6				0.05	0.01	0.00			
<hr/>									
	November 1981			November 1982			November 1983		
	%C	%H	%N	%C	%H	%N	%C	%H	%N
Rep. 1	0.17	0.01	0.02	0.05	0.01	0.00			
2	0.22	0.02	0.01	0.07	0.02	0.00			
3	0.19	0.02	0.02	0.08	0.02	0.00	Samples		
4	0.20	0.02	0.01	0.05	0.01	0.00	Archived		
5	0.19	0.02	0.01	0.04	0.01	0.00			
6	0.22	0.02	0.01	0.03	0.01	0.00			
<hr/>									
	February 1982			February 1983			February 1984		
	%C	%H	%N	%C	%H	%N	%C	%H	%N
Rep. 1	0.11	0.02	0.00	0.04	0.01	0.00			
2	0.18	0.03	0.00	0.07	0.01	0.00			
3	0.22	0.03	0.00	0.06	0.01	0.00	Samples		
4	0.17	0.03	0.00	0.07	0.01	0.00	Archived		
5	0.18	0.03	0.00	No Sample					
6	0.20	0.04	0.00	No Sample					
<hr/>									
	May 1982			May 1983			June 1984		
	%C	%H	%N	%C	%H	%N	%C	%H	%N
Rep. 1	0.25	0.03	0.01	0.08	0.02	0.00			
2	0.27	0.03	0.01	0.07	0.02	0.00			
3	0.24	0.03	0.00	0.10	0.02	0.01	Samples		
4	0.11	0.02	0.00	0.06	0.02	0.00	Archived		
5	0.20	0.03	0.01	0.05	0.01	0.00			
6	0.18	0.03	0.01	0.07	0.02	0.00			

TABLE I-22. RESULTS OF CHN ANALYSIS FROM GEORGES BANK BENTHIC MONITORING PROGRAM SITE-SPECIFIC STATION 5-2.

	July 1981			July 1982			July 1983		
	%C	%H	%N	%C	%H	%N	%C	%H	%N
Rep. 1				0.04	0.02	0.00			
2				0.05	0.02	0.00			
3	No Samples Collected			0.11	0.03	0.00	Samples Archived		
4	No Samples Collected			0.05	0.03	0.00	Samples Archived		
5	No Samples Collected			0.02	0.01	0.00	Samples Archived		
6	No Samples Collected			0.05	0.02	0.00	Samples Archived		

	November 1981			November 1982			November 1983		
	%C	%H	%N	%C	%H	%N	%C	%H	%N
Rep. 1	0.11	0.04	0.01	0.05	0.03	0.00			
2	0.03	0.03	0.00	0.04	0.02	0.00			
3	0.07	0.03	0.02	0.05	0.02	0.00	Samples Archived		
4	0.10	0.03	0.00	0.03	0.02	0.00	Samples Archived		
5	0.20	0.05	0.02	0.03	0.01	0.00	Samples Archived		
6	0.07	0.02	0.02	0.02	0.01	0.00	Samples Archived		

	February 1982			February 1983			February 1984		
	%C	%H	%N	%C	%H	%N	%C	%H	%N
Rep. 1	0.08	0.02	0.00						
2	0.11	0.03	0.01						
3	0.09	0.03	0.00	No Samples Collected			Samples Archived		
4	0.08	0.02	0.00	No Samples Collected			Samples Archived		
5	0.12	0.03	0.01	No Samples Collected			Samples Archived		
6	0.12	0.04	0.01	No Samples Collected			Samples Archived		

	May 1982			May 1983			June 1984		
	%C	%H	%N	%C	%H	%N	%C	%H	%N
Rep. 1	0.15	0.06	0.01	0.08	0.02	0.01			
2	0.17	0.06	0.01	0.07	0.02	0.00			
3	0.17	0.06	0.01	0.05	0.02	0.00	Samples Archived		
4	0.13	0.06	0.01	0.05	0.02	0.00	Samples Archived		
5	0.10	0.05	0.01	0.05	0.02	0.01	Samples Archived		
6	0.15	0.07	0.01	0.03	0.02	0.00	Samples Archived		

TABLE I-23. RESULTS OF CHN ANALYSIS FROM GEORGES BANK BENTHIC MONITORING PROGRAM SITE-SPECIFIC STATION 5-3.

	July 1981			July 1982			July 1983		
	%C	%H	%N	%C	%H	%N	%C	%H	%N
Rep. 1				0.12	0.04	0.00			
2				0.05	0.02	0.00			
3	No Samples Collected			0.04	0.02	0.00	No Samples Collected		
4	No Samples Collected			0.07	0.02	0.00	No Samples Collected		
5				0.10	0.03	0.00			
6				0.02	0.01	0.00			

	November 1981			November 1982			November 1983		
	%C	%H	%N	%C	%H	%N	%C	%H	%N
Rep. 1	0.13	0.07	0.01	0.05	0.02	0.00			
2	0.12	0.07	0.01	0.10	0.03	0.01			
3	0.11	0.06	0.01	0.07	0.03	0.00	No Samples Collected		
4	0.06	0.06	0.00	0.04	0.02	0.00	No Samples Collected		
5	0.18	0.09	0.02	0.15	0.03	0.01			
6	0.07	0.05	0.00	0.08	0.02	0.01			

	February 1982			February 1983			February 1984		
	%C	%H	%N	%C	%H	%N	%C	%H	%N
Rep. 1	0.11	0.04	0.01						
2	0.09	0.04	0.01						
3	0.15	0.05	0.02	No Samples Collected			No Samples Collected		
4	0.12	0.03	0.02	No Samples Collected			No Samples Collected		
5	0.03	0.03	0.00						
6	0.13	0.05	0.02						

	May 1982			May 1983			June 1984		
	%C	%H	%N	%C	%H	%N	%C	%H	%N
Rep. 1	0.04	0.02	0.00	0.12	0.02	0.00			
2	0.08	0.02	0.00	0.05	0.02	0.01			
3	0.08	0.01	0.00	0.03	0.01	0.00	No Samples Collected		
4	0.06	0.02	0.00	0.05	0.02	0.00	No Samples Collected		
5	0.29	0.02	0.01	0.05	0.02	0.00			
6	0.10	0.02	0.00	0.02	0.01	0.00			

TABLE I-24. RESULTS OF CHN ANALYSIS FROM GEORGES BANK BENTHIC MONITORING PROGRAM SITE-SPECIFIC STATION 5-4.

	July 1981			July 1982			July 1983		
	%C	%H	%N	%C	%H	%N	%C	%H	%N
Rep. 1				0.05	0.02	0.00			
2				0.04	0.02	0.00			
3	No Samples Collected			0.03	0.01	0.00	No Samples Collected		
4	No Samples Collected			0.04	0.02	0.00	No Samples Collected		
5				0.03	0.00	0.00			
6				0.02	0.02	0.00			
	November 1981			November 1982			November 1983		
	%C	%H	%N	%C	%H	%N	%C	%H	%N
Rep. 1	0.12	0.07	0.01	0.08	0.03	0.00			
2	0.21	0.13	0.02	0.03	0.02	0.00			
3	0.11	0.08	0.01	0.03	0.03	0.00	No Samples Collected		
4	0.14	0.07	0.01	0.05	0.02	0.01	No Samples Collected		
5	0.16	0.09	0.01	0.04	0.02	0.00			
6	0.30	0.10	0.02	0.02	0.01	0.00			
	February 1982			February 1983			February 1984		
	%C	%H	%N	%C	%H	%N	%C	%H	%N
Rep. 1	0.20	0.05	0.02						
2	0.14	0.04	0.01						
3	0.16	0.04	0.01	No Samples Collected			No Samples Collected		
4	0.38	0.05	0.01	No Samples Collected			No Samples Collected		
5	0.10	0.04	0.01						
6	0.14	0.04	0.01						
	May 1982			May 1983			June 1984		
	%C	%H	%N	%C	%H	%N	%C	%H	%N
Rep. 1	0.22	0.08	0.03	0.04	0.01	0.00			
2	0.09	0.05	0.01	0.04	0.01	0.00			
3	0.15	0.07	0.01	0.03	0.02	0.00	No Samples Collected		
4	0.14	0.07	0.01	0.13	0.04	0.01	No Samples Collected		
5	0.11	0.07	0.01	0.04	0.02	0.00			
6	0.30	0.06	0.01	0.03	0.01	0.00			

TABLE I-25. RESULTS OF CHN ANALYSIS FROM GEORGES BANK BENTHIC MONITORING PROGRAM SITE-SPECIFIC STATION 5-5.

	July 1981			July 1982			July 1983		
	%C	%H	%N	%C	%H	%N	%C	%H	%N
Rep. 1				0.02	0.01	0.00			
2				0.01	0.01	0.00			
3	No Samples Collected			0.08	0.03	0.00	No Samples Collected		
4	No Samples Collected			0.03	0.02	0.00	No Samples Collected		
5	No Samples Collected			0.03	0.02	0.00	No Samples Collected		
6	No Samples Collected			0.04	0.02	0.00	No Samples Collected		
<hr/>									
	November 1981			November 1982			November 1983		
	%C	%H	%N	%C	%H	%N	%C	%H	%N
Rep. 1	0.12	0.04	0.02	0.02	0.01	0.00			
2	0.02	0.02	0.02	0.02	0.02	0.00			
3	0.04	0.02	0.02	0.04	0.02	0.00	No Samples Collected		
4	0.05	0.02	0.01	0.03	0.01	0.00	No Samples Collected		
5	0.09	0.03	0.01	0.05	0.02	0.00	No Samples Collected		
6	0.16	0.04	0.02	0.03	0.03	0.00	No Samples Collected		
<hr/>									
	February 1982			February 1983			February 1984		
	%C	%H	%N	%C	%H	%N	%C	%H	%N
Rep. 1	0.05	0.03	0.01						
2	0.09	0.03	0.01						
3	0.05	0.03	0.01	No Samples Collected			No Samples Collected		
4	0.06	0.03	0.01	No Samples Collected			No Samples Collected		
5	0.12	0.04	0.01	No Samples Collected			No Samples Collected		
6	0.06	0.03	0.01	No Samples Collected			No Samples Collected		
<hr/>									
	May 1982			May 1983			June 1984		
	%C	%H	%N	%C	%H	%N	%C	%H	%N
Rep. 1	0.07	0.02	0.00	0.04	0.01	0.00			
2	0.09	0.02	0.00	0.05	0.03	0.00			
3	0.10	0.03	0.00	0.04	0.02	0.00	No Samples Collected		
4	0.04	0.01	0.00	0.04	0.02	0.00	No Samples Collected		
5	0.07	0.02	0.00	0.04	0.01	0.00	No Samples Collected		
6	0.11	0.02	0.01	0.06	0.02	0.01	No Samples Collected		

TABLE I-26. RESULTS OF CHN ANALYSIS FROM GEORGES BANK BENTHIC MONITORING PROGRAM SITE-SPECIFIC STATION 5-6.

	July 1981			July 1982			July 1983		
	%C	%H	%N	%C	%H	%N	%C	%H	%N
Rep. 1				0.04	0.02	0.00			
2				0.03	0.02	0.00			
3	No Samples Collected			0.05	0.02	0.00	Samples Archived		
4				0.03	0.01	0.00			
5				0.02	0.01	0.00			
6				0.03	0.02	0.00			
<hr/>									
	November 1981			November 1982			November 1983		
	%C	%H	%N	%C	%H	%N	%C	%H	%N
Rep. 1	0.05	0.03	0.00	0.07	0.02	0.01			
2	0.10	0.03	0.01	0.11	0.04	0.01			
3	0.16	0.03	0.01	0.05	0.02	0.00	Samples Archived		
4	0.09	0.03	0.01	0.09	0.03	0.01			
5	0.08	0.03	0.01	0.05	0.02	0.00			
6	0.08	0.03	0.01	0.05	0.02	0.00			
<hr/>									
	February 1982			February 1983			February 1984		
	%C	%H	%N	%C	%H	%N	%C	%H	%N
Rep. 1	0.08	0.03	0.00						
2	0.11	0.03	0.00						
3	0.04	0.02	0.00	No Samples Collected			Samples Archived		
4	0.05	0.02	0.00						
5	0.09	0.03	0.00						
6	0.13	0.03	0.01						
<hr/>									
	May 1982			May 1983			June 1984		
	%C	%H	%N	%C	%H	%N	%C	%H	%N
Rep. 1	0.06	0.02	0.01	0.02	0.01	0.00			
2	0.14	0.04	0.01	0.02	0.01	0.00			
3	0.12	0.03	0.01	0.02	0.01	0.00	Samples Archived		
4	0.26	0.05	0.02	0.03	0.02	0.00			
5	0.21	0.05	0.02	0.08	0.03	0.00			
6	0.21	0.05	0.01	0.04	0.02	0.00			

TABLE I-27. RESULTS OF CHN ANALYSIS FROM GEORGES BANK BENTHIC MONITORING PROGRAM SITE-SPECIFIC STATION 5-8.

	July 1981			July 1982			July 1983		
	%C	%H	%N	%C	%H	%N	%C	%H	%N
Rep. 1				0.01	0.01	0.00			
2				0.04	0.02	0.00			
3	No Samples Collected			0.04	0.02	0.00	Samples Archived		
4				0.06	0.03	0.00			
5				0.05	0.03	0.00			
6				0.04	0.02	0.00			
	November 1981			November 1982			November 1983		
	%C	%H	%N	%C	%H	%N	%C	%H	%N
Rep. 1	0.30	0.12	0.03	0.06	0.02	0.00			
2	0.11	0.06	0.01	0.04	0.01	0.00			
3	0.08	0.06	0.01	0.05	0.02	0.00	Samples Archived		
4	0.10	0.07	0.01	0.04	0.03	0.00			
5	0.10	0.07	0.01	0.03	0.01	0.00			
6	0.11	0.06	0.01	0.08	0.03	0.02			
	February 1982			February 1983			February 1984		
	%C	%H	%N	%C	%H	%N	%C	%H	%N
Rep. 1	0.08	0.03	0.01						
2	0.12	0.03	0.01						
3	0.12	0.05	0.02	No Samples Collected			Samples Archived		
4	0.29	0.06	0.03						
5	0.07	0.03	0.00						
6	0.13	0.04	0.01						
	May 1982			May 1983			June 1984		
	%C	%H	%N	%C	%H	%N	%C	%H	%N
Rep. 1	0.18	0.06	0.02	0.05	0.02	0.00			
2	0.20	0.08	0.02	0.09	0.05	0.01			
3	0.29	0.07	0.01	0.08	0.02	0.01	Samples Archived		
4	0.17	0.06	0.01	0.09	0.03	0.01			
5	0.20	0.07	0.01	0.04	0.01	0.00			
6	0.15	0.05	0.01	0.05	0.01	0.00			

TABLE I-28. RESULTS OF CHN ANALYSIS FROM GEORGES BANK BENTHIC MONITORING PROGRAM SITE-SPECIFIC STATION 5-9.

	July 1981			July 1982			July 1983		
	%C	%H	%N	%C	%H	%N	%C	%H	%N
Rep. 1				0.04	0.03	0.00			
2				0.10	0.03	0.00			
3	No Samples Collected			0.03	0.02	0.00	Samples Archived		
4				0.05	0.02	0.01			
5				0.04	0.02	0.00			
6				0.06	0.02	0.00			
<hr/>									
	November 1981			November 1982			November 1983		
	%C	%H	%N	%C	%H	%N	%C	%H	%N
Rep. 1	0.11	0.03	0.01	0.10	0.04	0.01			
2	0.16	0.04	0.01	0.07	0.06	0.00			
3	0.13	0.02	0.01	0.06	0.03	0.00	Samples Archived		
4	0.14	0.04	0.01	0.08	0.03	0.01			
5	0.11	0.03	0.01	0.24	0.03	0.01			
6	0.12	0.03	0.01	0.09	0.02	0.00			
<hr/>									
	February 1982			February 1983			February 1984		
	%C	%H	%N	%C	%H	%N	%C	%H	%N
Rep. 1	0.18	0.05	0.01						
2	0.15	0.05	0.00						
3	0.18	0.05	0.01	No Samples Collected			Samples Archived		
4	0.18	0.05	0.00						
5	0.14	0.04	0.01						
6	0.11	0.04	0.00						
<hr/>									
	May 1982			May 1983			June 1984		
	%C	%H	%N	%C	%H	%N	%C	%H	%N
Rep. 1	0.08	0.04	0.01	0.11	0.03	0.01			
2	0.15	0.04	0.01	0.08	0.02	0.01			
3	0.13	0.03	0.01	0.13	0.03	0.02	Samples Archived		
4	0.12	0.03	0.01	0.10	0.02	0.01			
5	0.08	0.03	0.00	0.10	0.03	0.01			
6	0.13	0.02	0.01	0.16	0.04	0.02			



TABLE I-29. RESULTS OF CHN ANALYSIS FROM GEORGES BANK BENTHIC MONITORING PROGRAM SITE-SPECIFIC STATION 5-10.

	July 1981			July 1982			July 1983		
	%C	%H	%N	%C	%H	%N	%C	%H	%N
Rep. 1				0.05	0.02	0.00			
2				0.07	0.02	0.00			
3	No Samples Collected			0.07	0.05	0.00	Samples Archived		
4				0.06	0.03	0.00			
5				0.03	0.02	0.00			
6				0.04	0.02	0.00			
	November 1981			November 1982			November 1983		
	%C	%H	%N	%C	%H	%N	%C	%H	%N
Rep. 1	0.10	0.03	0.01	0.05	0.02	0.00			
2	0.20	0.04	0.01	0.04	0.02	0.00			
3	0.13	0.04	0.01	0.61	0.04	0.01	Samples Archived		
4	0.16	0.05	0.01	0.05	0.02	0.01			
5	0.13	0.04	0.01	0.03	0.02	0.00			
6	0.14	0.04	0.01	0.05	0.02	0.00			
	February 1982			February 1983			February 1984		
	%C	%H	%N	%C	%H	%N	%C	%H	%N
Rep. 1	0.11	0.03	0.01						
2	0.15	0.04	0.01						
3	0.12	0.04	0.01	No Samples Collected			Samples Archived		
4	0.11	0.04	0.00						
5	0.10	0.03	0.00						
6	0.11	0.04	0.00						
	May 1982			May 1983			June 1984		
	%C	%H	%N	%C	%H	%N	%C	%H	%N
Rep. 1	0.19	0.07	0.02	0.23	0.01	0.00			
2	0.13	0.08	0.01	0.07	0.02	0.01			
3	0.13	0.06	0.01	0.13	0.03	0.01	Samples Archived		
4	0.15	0.07	0.01	0.07	0.02	0.01			
5	0.12	0.06	0.01	0.06	0.02	0.01			
6	0.13	0.07	0.01	0.05	0.02	0.00			

TABLE I-30. RESULTS OF CHN ANALYSIS FROM GEORGES BANK BENTHIC MONITORING PROGRAM SITE-SPECIFIC STATION 5-11.

	July 1981			July 1982			July 1983		
	%C	%H	%N	%C	%H	%N	%C	%H	%N
	Rep. 1				0.22	0.03	0.00		
2				0.08	0.02	0.00			
3	No Samples			0.03	0.01	0.00	Samples		
4	Collected			0.07	0.02	0.00	Archived		
5				0.12	0.03	0.00			
6				0.06	0.02	0.00			

	November 1981			November 1982			November 1983		
	%C	%H	%N	%C	%H	%N	%C	%H	%N
	Rep. 1	0.09	0.02	0.02	0.04	0.02	0.00		
2	0.11	0.03	0.02	0.07	0.02	0.01			
3	0.15	0.03	0.03	0.09	0.03	0.00	Samples		
4	0.08	0.02	0.01	0.05	0.02	0.00	Archived		
5	0.05	0.02	0.01	0.05	0.03	0.00			
6	0.16	0.03	0.02	0.09	0.03	0.01			

	February 1982			February 1983			February 1984		
	%C	%H	%N	%C	%H	%N	%C	%H	%N
	Rep. 1	0.16	0.05	0.01					
2	0.15	0.04	0.01						
3	0.12	0.04	0.01	No Samples			Samples		
4	0.06	0.02	0.00	Collected			Archived		
5	0.14	0.04	0.01						
6	0.12	0.04	0.00						

	May 1982			May 1983			June 1984		
	%C	%H	%N	%C	%H	%N	%C	%H	%N
	Rep. 1				0.09	0.03	0.01		
2				0.04	0.01	0.00			
3	No Samples			0.04	0.02	0.00	Samples		
4	Collected			0.06	0.02	0.00	Archived		
5				0.07	0.03	0.00			
6				0.03	0.02	0.00			

TABLE I-31. RESULTS OF CHN ANALYSIS FROM GEORGES BANK BENTHIC MONITORING PROGRAM SITE-SPECIFIC STATION 5-12.

	July 1981			July 1982			July 1983		
	%C	%H	%N	%C	%H	%N	%C	%H	%N
	Rep. 1				0.04	0.03	0.00		
2				0.06	0.03	0.00			
3	No Samples Collected			0.03	0.01	0.00	Samples Archived		
4				0.05	0.02	0.01			
5				0.01	0.01	0.00			
6				0.05	0.01	0.00			

	November 1981			November 1982			November 1983		
	%C	%H	%N	%C	%H	%N	%C	%H	%N
	Rep. 1	0.14	0.03	0.01	0.04	0.01	0.00		
2	0.07	0.02	0.01	0.07	0.02	0.00			
3	0.09	0.03	0.01	0.04	0.02	0.00	Samples Archived		
4	0.10	0.03	0.01	0.11	0.04	0.01			
5	0.10	0.02	0.01	0.03	0.02	0.00			
6	0.07	0.02	0.00	0.03	0.02	0.00			

	February 1982			February 1983			February 1984		
	%C	%H	%N	%C	%H	%N	%C	%H	%N
	Rep. 1	0.15	0.03	0.00					
2	0.05	0.03	0.00						
3	0.08	0.03	0.00	No Samples Collected			Samples Archived		
4	0.05	0.03	0.00						
5	0.10	0.04	0.00						
6	0.05	0.03	0.00						

	May 1982			May 1983			June 1984		
	%C	%H	%N	%C	%H	%N	%C	%H	%N
	Rep. 1	0.05	0.03	0.01	0.07	0.03	0.01		
2	0.03	0.02	0.01	0.03	0.02	0.00			
3	0.09	0.02	0.00	0.02	0.01	0.00	Samples Archived		
4	0.05	0.03	0.00	0.03	0.02	0.00			
5	0.08	0.03	0.01	0.02	0.01	0.00			
6	0.09	0.04	0.00	0.03	0.01	0.00			

TABLE I-32. RESULTS OF CHN ANALYSIS FROM GEORGES BANK BENTHIC MONITORING PROGRAM SITE-SPECIFIC STATION 5-14.

	July 1981			July 1982			July 1983		
	%C	%H	%N	%C	%H	%N	%C	%H	%N
Rep. 1				0.05	0.02	0.00			
2				0.03	0.02	0.00			
3	No Samples Collected			0.07	0.03	0.00	Samples Archived		
4				0.07	0.02	0.00			
5				0.04	0.02	0.00			
6				0.07	0.02	0.00			
	November 1981			November 1982			November 1983		
	%C	%H	%N	%C	%H	%N	%C	%H	%N
Rep. 1	0.09	0.03	0.00	0.04	0.02	0.00			
2	0.13	0.04	0.01	0.05	0.02	0.00			
3	0.08	0.03	0.01	0.06	0.02	0.00	Samples Archived		
4	0.11	0.03	0.00	0.05	0.01	0.00			
5	0.09	0.03	0.01	0.06	0.02	0.00			
6	0.10	0.03	0.01	0.04	0.02	0.00			
	February 1982			February 1983			February 1984		
	%C	%H	%N	%C	%H	%N	%C	%H	%N
Rep. 1	0.12	0.04	0.01						
2	0.07	0.03	0.01						
3	0.05	0.03	0.01	No Samples Collected			Samples Archived		
4	0.09	0.03	0.01						
5	0.28	0.07	0.03						
6	0.17	0.05	0.04						
	May 1982			May 1983			June 1984		
	%C	%H	%N	%C	%H	%N	%C	%H	%N
Rep. 1	0.10	0.05	0.01	0.04	0.02	0.00			
2	0.09	0.04	0.01	0.03	0.02	0.00			
3	0.15	0.06	0.02	0.06	0.02	0.00	Samples Archived		
4	0.08	0.05	0.00	0.02	0.01	0.00			
5	0.11	0.05	0.01	0.04	0.02	0.00			
6	0.10	0.05	0.01	0.03	0.02	0.00			

TABLE I-33. RESULTS OF CHN ANALYSIS FROM GEORGES BANK BENTHIC MONITORING PROGRAM SITE-SPECIFIC STATION 5-16.

	July 1981			July 1982			July 1983		
	%C	%H	%N	%C	%H	%N	%C	%H	%N
	Rep. 1				0.02	0.02	0.00		
2				0.07	0.02	0.00			
3	No Samples Collected			0.06	0.02	0.00	Samples Archived		
4				0.04	0.03	0.00			
5				0.06	0.02	0.00			
6				0.04	0.01	0.00			

	November 1981			November 1982			November 1983		
	%C	%H	%N	%C	%H	%N	%C	%H	%N
	Rep. 1	0.10	0.02	0.02	0.02	0.01	0.00		
2	0.13	0.02	0.02	0.06	0.02	0.00			
3	0.05	0.02	0.00	0.03	0.01	0.00	Samples Archived		
4	0.15	0.04	0.01	0.03	0.01	0.00			
5	0.09	0.03	0.01	0.04	0.02	0.00			
6	0.09	0.02	0.01	0.04	0.02	0.00			

	February 1982			February 1983			February 1984		
	%C	%H	%N	%C	%H	%N	%C	%H	%N
	Rep. 1	0.06	0.03	0.00					
2	0.10	0.03	0.01						
3	0.11	0.03	0.01	No Samples Collected			Samples Archived		
4	0.13	0.04	0.01						
5	0.12	0.05	0.01						
6	0.21	0.05	0.02						

	May 1982			May 1983			June 1984		
	%C	%H	%N	%C	%H	%N	%C	%H	%N
	Rep. 1	0.16	0.07	0.02	0.07	0.03	0.00		
2	0.11	0.05	0.02	0.04	0.02	0.00			
3	0.24	0.08	0.03	0.03	0.01	0.00	Samples Archived		
4	0.20	0.07	0.02	0.03	0.02	0.00			
5	0.31	0.10	0.01	0.06	0.02	0.00			
6	0.22	0.10	0.02	0.06	0.03	0.00			

**TABLE I-34. RESULTS OF CHN ANALYSIS FROM GEORGES BANK BENTHIC MONITORING PROGRAM SITE-SPECIFIC STATION 5-18.**

	July 1981			July 1982			July 1983		
	%C	%H	%N	%C	%H	%N	%C	%H	%N
Rep. 1				0.08	0.03	0.01	0.09	0.02	0.01
2				0.13	0.03	0.03	0.07	0.02	0.00
3		No Samples		0.09	0.03	0.01	0.04	0.02	0.00
4		Collected		0.07	0.03	0.00	0.03	0.02	0.00
5				0.06	0.02	0.01	0.06	0.02	0.00
6				0.11	0.03	0.00	0.06	0.02	0.00

	November 1981			November 1982			November 1983		
	%C	%H	%N	%C	%H	%N	%C	%H	%N
Rep. 1	0.23	0.05	0.03	0.03	0.02	0.00	0.05	0.02	0.00
2	0.11	0.03	0.01	0.05	0.02	0.00	0.07	0.02	0.00
3	0.14	0.04	0.01	0.04	0.02	0.00	0.04	0.02	0.00
4	0.18	0.04	0.01	0.03	0.01	0.00	0.08	0.02	0.01
5	0.17	0.04	0.01	0.03	0.02	0.00	0.44	0.10	0.01
6	0.11	0.03	0.01	0.05	0.02	0.00	0.04	0.02	0.00

	February 1982			February 1983			February 1984		
	%C	%H	%N	%C	%H	%N	%C	%H	%N
Rep. 1	0.16	0.04	0.01	0.07	0.02	0.00	0.08	0.02	0.01
2	0.12	0.04	0.01	0.10	0.03	0.01	0.04	0.01	0.00
3	0.27	0.06	0.03	0.02	0.02	0.00	0.04	0.02	0.00
4	0.20	0.05	0.02	0.07	0.02	0.00	0.06	0.02	0.01
5	0.16	0.04	0.01	0.07	0.02	0.00	0.06	0.03	0.00
6	0.17	0.04	0.02	0.06	0.02	0.00	0.04	0.01	0.00

	May 1982			May 1983			June 1984		
	%C	%H	%N	%C	%H	%N	%C	%H	%N
Rep. 1	0.10	0.05	0.01	0.08	0.02	0.00	0.07	0.02	0.00
2	0.13	0.06	0.01	0.05	0.02	0.00	0.12	0.03	0.01
3	0.07	0.04	0.00	0.05	0.02	0.00	0.04	0.02	0.00
4	0.14	0.06	0.01	0.05	0.02	0.00	0.05	0.02	0.00
5	0.08	0.05	0.00	0.08	0.02	0.01	0.06	0.03	0.00
6	0.12	0.05	0.01	0.06	0.02	0.00	0.08	0.03	0.01

TABLE I-35. RESULTS OF CHN ANALYSIS FROM GEORGES BANK BENTHIC MONITORING PROGRAM SITE-SPECIFIC STATION 5-20.

	July 1981			July 1982			July 1983		
	%C	%H	%N	%C	%H	%N	%C	%H	%N
Rep. 1				0.01	0.01	0.00			
2				0.01	0.02	0.00			
3	No Samples Collected			0.05	0.02	0.00	Samples Archived		
4				0.03	0.02	0.00			
5				0.03	0.01	0.00			
6				0.03	0.02	0.00			
	November 1981			November 1982			November 1983		
	%C	%H	%N	%C	%H	%N	%C	%H	%N
Rep. 1	0.09	0.03	0.03	0.03	0.02	0.00			
2	0.11	0.03	0.02	0.03	0.02	0.00			
3	0.20	0.04	0.03	0.02	0.01	0.00	Samples Archived		
4	0.03	0.02	0.01	0.04	0.03	0.00			
5	0.11	0.03	0.02	0.03	0.02	0.00			
6	0.05	0.02	0.01	0.03	0.01	0.00			
	February 1982			February 1983			February 1984		
	%C	%H	%N	%C	%H	%N	%C	%H	%N
Rep. 1	0.09	0.02	0.00						
2	0.04	0.02	0.00						
3	0.03	0.01	0.00	No Samples Collected			Samples Archived		
4	0.06	0.03	0.01						
5	0.04	0.03	0.00						
6	0.07	0.03	0.01						
	May 1982			May 1983			June 1984		
	%C	%H	%N	%C	%H	%N	%C	%H	%N
Rep. 1	0.16	0.03	0.01	0.03	0.01	0.00			
2	0.05	0.02	0.00	0.02	0.01	0.00			
3	0.05	0.01	0.01	0.02	0.01	0.00	Samples Archived		
4	0.06	0.01	0.00	0.08	0.02	0.00			
5	0.09	0.02	0.00	0.05	0.02	0.00			
6	0.04	0.04	0.00	0.01	0.01	0.00			

TABLE I-36. RESULTS OF CHN ANALYSIS FROM GEORGES BANK BENTHIC MONITORING PROGRAM SITE-SPECIFIC STATION 5-22.

	July 1981			July 1982			July 1983		
	%C	%H	%N	%C	%H	%N	%C	%H	%N
Rep. 1				0.02	0.01	0.00			
2				0.10	0.02	0.01			
3	No Samples Collected			0.06	0.02	0.00	Samples Archived		
4				0.05	0.02	0.00			
5				0.03	0.02	0.00			
6				0.08	0.02	0.00			
<hr/>									
	November 1981			November 1982			November 1983		
	%C	%H	%N	%C	%H	%N	%C	%H	%N
Rep. 1	0.07	0.03	0.00	0.08	0.04	0.01			
2	0.24	0.06	0.02	0.07	0.03	0.00			
3	0.12	0.03	0.02	0.06	0.02	0.00	Samples Archived		
4	0.12	0.03	0.02	0.04	0.01	0.00			
5	0.08	0.02	0.01	0.09	0.03	0.01			
6	0.10	0.02	0.01	0.06	0.02	0.00			
<hr/>									
	February 1982			February 1983			February 1984		
	%C	%H	%N	%C	%H	%N	%C	%H	%N
Rep. 1	0.14	0.04	0.01						
2	0.03	0.02	0.00						
3	0.10	0.03	0.01	No Samples Collected			Samples Archived		
4	0.09	0.03	0.00						
5	0.05	0.03	0.00						
6	0.09	0.03	0.00						
<hr/>									
	May 1982			May 1983			June 1984		
	%C	%H	%N	%C	%H	%N	%C	%H	%N
Rep. 1	0.15	0.07	0.01	0.03	0.01	0.00			
2	0.22	0.07	0.02	0.02	0.01	0.00			
3	0.04	0.04	0.00	0.05	0.02	0.00	Samples Archived		
4	0.18	0.07	0.01	0.05	0.02	0.00			
5	0.15	0.05	0.01	0.02	0.01	0.00			
6	0.06	0.04	0.00	0.07	0.04	0.01			



TABLE I-37. RESULTS OF CHN ANALYSIS FROM GEORGES BANK BENTHIC MONITORING PROGRAM SITE-SPECIFIC STATION 5-25.

	July 1981			July 1982			July 1983		
	%C	%H	%N	%C	%H	%N	%C	%H	%N
Rep. 1				0.02	0.00	0.00			
2				0.03	0.01	0.00			
3	No Samples Collected			0.04	0.02	0.00	Samples Archived		
4				0.05	0.02	0.00			
5				2.03	0.06	0.00			
6				0.04	0.02	0.00			
	November 1981			November 1982			November 1983		
	%C	%H	%N	%C	%H	%N	%C	%H	%N
Rep. 1	0.10	0.03	0.01	0.09	0.03	0.01			
2	0.09	0.03	0.01	0.10	0.03	0.00			
3	0.11	0.04	0.01	0.08	0.03	0.00	Samples Archived		
4	0.08	0.03	0.01	0.08	0.02	0.00			
5	0.09	0.03	0.01	0.05	0.02	0.00			
6	0.07	0.03	0.00	0.06	0.02	0.00			
	February 1982			February 1983			February 1984		
	%C	%H	%N	%C	%H	%N	%C	%H	%N
Rep. 1									
2									
3	No Data Available			No Samples Collected			Samples Archived		
4									
5									
6									
	May 1982			May 1983			June 1984		
	%C	%H	%N	%C	%H	%N	%C	%H	%N
Rep. 1	0.15	0.07	0.01	0.06	0.03	0.00			
2	0.11	0.03	0.00	0.05	0.02	0.00			
3	0.15	0.05	0.01	0.09	0.03	0.01	Samples Archived		
4	0.26	0.08	0.03	0.06	0.02	0.00			
5	0.09	0.05	0.01	0.08	0.02	0.01			
6	0.11	0.05	0.01	0.06	0.02	0.01			

TABLE I-38. RESULTS OF CHN ANALYSIS FROM GEORGES BANK BENTHIC MONITORING PROGRAM SITE-SPECIFIC STATION 5-28.

	July 1981			July 1982			July 1983		
	%C	%H	%N	%C	%H	%N	%C	%H	%N
	Rep. 1				0.06	0.01	0.00	0.02	0.01
2				0.04	0.01	0.00	0.03	0.02	0.00
3	No Samples			0.04	0.01	0.00	0.03	0.01	0.00
4	Collected			0.03	0.01	0.00	0.02	0.01	0.00
5				0.06	0.02	0.00	0.55	0.07	0.00
6				0.02	0.01	0.00	0.00	0.01	0.00

	November 1981			November 1982			November 1983		
	%C	%H	%N	%C	%H	%N	%C	%H	%N
	Rep. 1	0.07	0.04	0.00	0.04	0.03	0.00	0.01	0.01
2	0.05	0.03	0.00	0.03	0.01	0.00	0.01	0.01	0.00
3	0.25	0.03	0.00	0.07	0.02	0.00	0.06	0.02	0.00
4	0.06	0.03	0.00	0.03	0.01	0.00	0.03	0.01	0.00
5	0.15	0.03	0.00	0.06	0.02	0.00	0.02	0.01	0.00
6	0.17	0.04	0.01	0.03	0.01	0.00	0.05	0.01	0.00

	February 1982			February 1983			February 1984		
	%C	%H	%N	%C	%H	%N	%C	%H	%N
	Rep. 1				0.03	0.01	0.00	0.02	0.01
2				0.03	0.01	0.00	0.05	0.01	0.00
3	No Data			0.03	0.01	0.00	0.02	0.00	0.00
4	Available			0.01	0.00	0.00	0.02	0.01	0.00
5				0.01	0.01	0.00	0.03	0.01	0.00
6				0.03	0.02	0.00	0.02	0.01	0.00

	May 1982			May 1983			June 1984		
	%C	%H	%N	%C	%H	%N	%C	%H	%N
	Rep. 1	0.06	0.02	0.00	0.03	0.01	0.00	0.01	0.00
2	No Sample			0.01	0.01	0.00	0.02	0.01	0.00
3	0.17	0.03	0.01	0.02	0.01	0.00	0.02	0.01	0.00
4	0.08	0.02	0.01	0.03	0.01	0.00	0.01	0.01	0.00
5	0.07	0.04	0.00	0.03	0.01	0.00	0.01	0.01	0.00
6	0.09	0.03	0.00	0.03	0.02	0.00	0.02	0.01	0.00

TABLE I-39. RESULTS OF CHN ANALYSIS FROM GEORGES BANK BENTHIC MONITORING PROGRAM SITE-SPECIFIC STATION 5-29.

	July 1981			July 1982			July 1983		
	%C	%H	%N	%C	%H	%N	%C	%H	%N
	Rep. 1				0.18	0.05	0.02		
2				3.19	0.19	0.03			
3	No Samples Collected			2.52	0.21	0.02	Samples Archived		
4				0.55	0.09	0.01			
5				0.09	0.03	0.00			
6				0.17	0.04	0.01			

	November 1981			November 1982			November 1983		
	%C	%H	%N	%C	%H	%N	%C	%H	%N
	Rep. 1	0.69	0.05	0.02	0.12	0.04	0.00		
2	0.32	0.06	0.02	0.58	0.11	0.01			
3	0.33	0.06	0.03	0.29	0.08	0.00	Samples Archived		
4	0.39	0.05	0.02	0.19	0.07	0.01			
5	0.33	0.05	0.02	0.18	0.05	0.01			
6	0.36	0.06	0.03	0.13	0.04	0.01			

	February 1982			February 1983			February 1984		
	%C	%H	%N	%C	%H	%N	%C	%H	%N
	Rep. 1	0.26	0.06	0.01					
2	0.62	0.06	0.02						
3	0.41	0.06	0.01	No Samples Collected			Samples Archived		
4	0.45	0.06	0.01						
5	0.28	0.06	0.02						
6	0.42	0.05	0.02						

	May 1982			May 1983			June 1984		
	%C	%H	%N	%C	%H	%N	%C	%H	%N
	Rep. 1	0.63	0.13	0.04	0.36	0.08	0.02		
2	0.45	0.12	0.03	0.16	0.06	0.01			
3	0.34	0.12	0.03	0.11	0.03	0.02	Samples Archived		
4	0.47	0.11	0.02	0.26	0.06	0.01			
5	2.15	0.14	0.03	1.09	0.15	0.01			
6	0.44	0.10	0.02	0.16	0.05	0.02			

## APPENDIX J

TABLE J-1. SEDIMENT GRAIN SIZE ANALYSIS OF REGIONAL STATIONS, SHOWING AVERAGE PERCENT COMPOSITION AND ONE STANDARD DEVIATION FOR EACH SIZE CLASS MEASURED.\*

	Gravel	Very Coarse Sand	Coarse Sand	Medium Sand	Fine Sand	Very Fine Sand	Silt	Clay	Silt Plus Clay
<b>Sta 1</b>									
M1	N.S.	N.S.	N.S.	N.S.	N.S.	N.S.	N.S.	N.S.	N.S.
M2	0.26 ± 0.12	0.00 ± 0.00	7.14 ± 5.92	37.72 ± 6.80	53.02 ± 12.10	1.66 ± 0.81	0.01 ± 0.01	0.03 ± 0.02	0.04 ± 0.03
M3	0.40 ± 0.42	0.00 ± 0.00	1.32 ± 1.03	47.14 ± 10.24	51.08 ± 10.52	0.00 ± 0.00	0.03 ± 0.02	0.03 ± 0.02	0.05 ± 0.03
M4	0.46 ± 0.24	0.00 ± 0.00	1.66 ± 1.50	29.84 ± 5.76	66.32 ± 4.52	1.66 ± 2.65	0.03 ± 0.04	0.03 ± 0.02	0.06 ± 0.05
M5	0.30 ± 0.15	0.00 ± 0.00	0.83 ± 1.32	33.55 ± 7.51	65.11 ± 7.58	0.17 ± 0.41	0.02 ± 0.02	0.03 ± 0.03	0.05 ± 0.05
M6	N.S.	N.S.	N.S.	N.S.	N.S.	N.S.	N.S.	N.S.	N.S.
M7	0.41 ± 0.34	0.00 ± 0.00	0.79 ± 0.72	37.44 ± 5.05	59.38 ± 5.46	1.91 ± 0.50	0.06 ± 0.07	0.08 ± 0.07	0.14 ± 0.14
M8	0.50 ± 0.49	0.00 ± 0.00	0.41 ± 0.80	35.33 ± 7.56	61.21 ± 6.56	2.50 ± 0.80	0.02 ± 0.02	0.02 ± 0.01	0.05 ± 0.02
M9	0.45 ± 0.53	0.00 ± 0.00	0.35 ± 0.61	23.62 ± 9.87	70.96 ± 9.99	4.50 ± 1.23	0.04 ± 0.06	0.08 ± 0.04	0.12 ± 0.09
M10	0.67 ± 0.54	0.00 ± 0.00	1.04 ± 1.61	25.81 ± 6.00	68.05 ± 4.67	4.35 ± 1.44	0.05 ± 0.03	0.05 ± 0.03	0.09 ± 0.06
M11	0.32 ± 0.27	0.05 ± 0.12	0.15 ± 0.25	34.18 ± 7.66	59.32 ± 6.32	5.86 ± 2.46	0.05 ± 0.08	0.06 ± 0.04	0.11 ± 0.12
M12	0.45 ± 0.34	0.00 ± 0.00	0.18 ± 0.20	30.39 ± 5.95	66.81 ± 5.79	1.92 ± 0.68	0.08 ± 0.09	0.20 ± 0.21	0.27 ± 0.29
<b>Sta 2</b>									
M1	N.S.	N.S.	N.S.	N.S.	N.S.	N.S.	N.S.	N.S.	N.S.
M2	2.76 ± 2.56	4.48 ± 3.05	24.50 ± 8.12	60.14 ± 11.68	8.11 ± 2.33	0.00 ± 0.00	0.01 ± 0.00	0.01 ± 0.01	0.02 ± 0.01
M3	1.78 ± 1.71	3.23 ± 4.00	31.20 ± 9.77	50.66 ± 9.53	13.10 ± 2.78	0.00 ± 0.00	0.01 ± 0.00	0.01 ± 0.01	0.02 ± 0.01
M4	1.21 ± 1.03	0.00 ± 0.00	17.80 ± 7.61	64.18 ± 5.84	16.44 ± 2.90	0.00 ± 0.00	0.02 ± 0.01	0.02 ± 0.00	0.03 ± 0.02
M5	1.81 ± 2.67	2.08 ± 2.08	21.08 ± 11.12	64.79 ± 11.68	10.18 ± 3.98	0.00 ± 0.00	0.03 ± 0.01	0.01 ± 0.01	0.04 ± 0.02
M6	3.10 ± 2.48	1.55 ± 2.12	21.34 ± 13.97	56.84 ± 14.03	15.71 ± 3.95	1.33 ± 0.92	0.08 ± 0.06	0.06 ± 0.06	0.14 ± 0.11
M7	2.57 ± 1.92	5.06 ± 5.18	31.50 ± 6.04	50.02 ± 10.16	7.87 ± 4.33	1.21 ± 0.41	0.04 ± 0.03	0.06 ± 0.03	0.11 ± 0.05
M8	1.99 ± 2.00	1.91 ± 2.10	31.24 ± 9.51	51.38 ± 9.96	12.26 ± 3.90	1.14 ± 0.53	0.03 ± 0.03	0.07 ± 0.05	0.10 ± 0.08
M9	1.24 ± 0.85	0.23 ± 0.56	14.56 ± 7.42	61.62 ± 4.27	19.61 ± 5.60	2.58 ± 0.77	0.06 ± 0.03	0.09 ± 0.02	0.14 ± 0.04
M10	2.16 ± 1.01	3.27 ± 1.48	32.51 ± 4.42	48.70 ± 5.59	11.72 ± 0.29	1.52 ± 0.92	0.08 ± 0.04	0.06 ± 0.02	0.13 ± 0.06
M11	0.58 ± 0.17	0.10 ± 0.15	38.86 ± 7.97	49.61 ± 7.91	8.52 ± 2.55	2.23 ± 1.73	0.06 ± 0.06	0.06 ± 0.05	0.12 ± 0.11
M12	2.25 ± 2.24	0.21 ± 0.34	27.91 ± 5.94	55.49 ± 6.25	13.42 ± 2.33	0.56 ± 0.33	0.09 ± 0.04	0.08 ± 0.04	0.17 ± 0.08
<b>Sta 3</b>									
M1	N.S.	N.S.	N.S.	N.S.	N.S.	N.S.	N.S.	N.S.	N.S.
M2	1.45 ± 1.14	0.00 ± 0.00	3.10 ± 2.79	41.06 ± 13.70	53.14 ± 16.61	0.98 ± 1.08	0.51 ± 0.88	0.10 ± 0.05	0.61 ± 0.89
M3	2.63 ± 2.59	0.00 ± 0.00	1.62 ± 0.80	38.97 ± 4.20	54.53 ± 4.43	1.61 ± 2.59	0.34 ± 0.15	0.21 ± 0.03	0.55 ± 0.14
M4	6.84 ± 6.34	0.00 ± 0.00	0.65 ± 1.60	36.17 ± 4.91	49.93 ± 4.88	5.84 ± 3.30	0.35 ± 0.18	0.23 ± 0.11	0.57 ± 0.23
M5	4.23 ± 1.64	0.00 ± 0.00	5.34 ± 2.45	48.73 ± 4.27	40.08 ± 5.24	0.16 ± 0.40	0.92 ± 0.24	0.54 ± 0.16	1.46 ± 0.39
M6	4.75 ± 1.86	0.00 ± 0.00	0.60 ± 0.79	34.63 ± 7.04	54.58 ± 7.41	3.56 ± 2.49	1.11 ± 0.22	0.77 ± 0.17	1.88 ± 0.32
M7	3.51 ± 2.03	0.09 ± 0.21	3.22 ± 1.14	40.45 ± 5.31	48.33 ± 4.34	2.14 ± 0.65	1.35 ± 0.26	0.91 ± 0.12	2.25 ± 0.32
M8	5.29 ± 5.41	0.00 ± 0.00	2.54 ± 0.57	40.26 ± 4.11	46.65 ± 6.05	3.21 ± 0.86	1.29 ± 0.51	0.77 ± 0.14	2.07 ± 0.58
M9	3.37 ± 2.67	0.00 ± 0.00	0.90 ± 0.97	36.54 ± 4.95	52.11 ± 3.50	4.82 ± 0.83	1.38 ± 0.34	0.88 ± 0.14	2.26 ± 0.48
M10	2.03 ± 1.46	0.00 ± 0.00	1.99 ± 1.31	33.33 ± 3.07	56.50 ± 3.84	3.66 ± 1.59	1.59 ± 0.48	0.92 ± 0.22	2.52 ± 0.66
M11	5.64 ± 3.67	0.00 ± 0.00	0.20 ± 0.38	37.40 ± 5.04	52.19 ± 6.40	2.10 ± 1.87	1.66 ± 0.24	0.82 ± 0.16	2.48 ± 0.38
M12	6.08 ± 4.29	0.00 ± 0.00	3.87 ± 2.79	42.21 ± 4.03	43.30 ± 4.30	2.26 ± 0.80	1.43 ± 0.49	0.84 ± 0.28	2.28 ± 0.74



TABLE J-1. (Continued)

	Gravel	Very Coarse Sand	Coarse Sand	Medium Sand	Fine Sand	Very Fine Sand	Silt	Clay	Silt Plus Clay
<b>Sta 7A</b>									
M1	N.S.	N.S.	N.S.	N.S.	N.S.	N.S.	N.S.	N.S.	N.S.
M2	N.S.	N.S.	N.S.	N.S.	N.S.	N.S.	N.S.	N.S.	N.S.
M3	N.S.	N.S.	N.S.	N.S.	N.S.	N.S.	N.S.	N.S.	N.S.
M4	N.S.	N.S.	N.S.	N.S.	N.S.	N.S.	N.S.	N.S.	N.S.
M5	0.00 ± 0.00	0.00 ± 0.00	0.00 ± 0.00	1.76 ± 1.78	12.94 ± 1.42	62.40 ± 6.10	19.18 ± 3.90	3.74 ± 0.55	22.92 ± 4.44
M6	0.03 ± 0.04	0.00 ± 0.00	0.00 ± 0.00	0.00 ± 0.00	10.68 ± 10.17	61.78 ± 9.72	23.37 ± 1.16	4.14 ± 0.49	27.51 ± 0.98
M7	0.04 ± 0.07	0.00 ± 0.00	0.00 ± 0.00	0.30 ± 0.55	9.94 ± 5.82	58.92 ± 7.82	26.87 ± 11.66	3.93 ± 0.74	30.80 ± 12.36
M8	0.01 ± 0.02	0.00 ± 0.00	0.00 ± 0.00	0.08 ± 0.20	11.05 ± 3.71	62.91 ± 2.93	22.08 ± 4.88	3.87 ± 0.22	25.95 ± 4.99
M9	0.04 ± 0.05	0.00 ± 0.00	0.00 ± 0.00	0.00 ± 0.00	7.59 ± 2.25	64.45 ± 4.42	24.50 ± 5.90	3.43 ± 0.41	27.93 ± 6.02
M10	0.08 ± 0.06	0.00 ± 0.00	0.00 ± 0.00	0.00 ± 0.00	7.62 ± 1.92	66.32 ± 2.45	22.45 ± 1.31	3.53 ± 0.59	25.98 ± 1.64
M11	0.03 ± 0.02	0.00 ± 0.00	0.00 ± 0.00	0.32 ± 0.19	1.20 ± 1.33	68.16 ± 4.35	27.60 ± 3.23	2.70 ± 0.45	30.30 ± 3.65
M12	0.00 ± 0.00	0.00 ± 0.00	0.00 ± 0.00	0.08 ± 0.20	8.43 ± 3.12	56.52 ± 3.37	28.80 ± 2.84	6.32 ± 0.67	35.12 ± 3.45
<b>Sta 8</b>									
M1	N.S.	N.S.	N.S.	N.S.	N.S.	N.S.	N.S.	N.S.	N.S.
M2	0.12 ± 0.14	0.33 ± 0.81	27.46 ± 3.86	43.52 ± 6.15	22.17 ± 2.02	5.79 ± 2.76	0.40 ± 0.06	0.14 ± 0.04	0.54 ± 0.09
M3	0.07 ± 0.06	0.33 ± 0.81	24.83 ± 11.75	48.96 ± 3.64	21.33 ± 5.69	3.80 ± 4.45	0.52 ± 0.24	0.18 ± 0.05	0.70 ± 0.28
M4	0.10 ± 0.11	0.33 ± 0.81	28.63 ± 11.62	41.05 ± 4.06	21.35 ± 6.41	7.94 ± 3.09	0.45 ± 0.10	0.14 ± 0.03	0.59 ± 0.12
M5	0.08 ± 0.11	0.00 ± 0.00	21.00 ± 4.10	53.18 ± 4.57	21.82 ± 4.60	2.46 ± 0.81	1.10 ± 0.49	0.36 ± 0.16	1.46 ± 0.59
M6	0.15 ± 0.18	0.00 ± 0.00	13.65 ± 4.38	50.02 ± 1.42	26.77 ± 3.60	7.40 ± 2.25	1.41 ± 0.33	0.62 ± 0.10	2.03 ± 0.39
M7	0.09 ± 0.10	0.72 ± 0.67	23.52 ± 5.35	46.13 ± 3.03	21.30 ± 4.20	6.16 ± 1.44	1.58 ± 0.42	0.51 ± 0.10	2.09 ± 0.43
M8	0.04 ± 0.02	0.31 ± 0.56	20.80 ± 8.98	44.80 ± 3.60	24.30 ± 5.69	7.62 ± 2.74	1.42 ± 0.44	0.72 ± 0.24	2.13 ± 0.62
M9	0.14 ± 0.20	0.00 ± 0.00	14.06 ± 4.54	48.67 ± 1.79	26.45 ± 3.09	8.62 ± 1.27	1.56 ± 0.30	0.50 ± 0.10	2.06 ± 0.39
M10	0.27 ± 0.39	0.16 ± 0.35	12.64 ± 3.48	44.28 ± 2.86	29.65 ± 1.79	10.89 ± 0.79	1.61 ± 0.14	0.51 ± 0.07	2.12 ± 0.19
M11	0.10 ± 0.06	0.06 ± 0.16	13.80 ± 7.67	51.32 ± 2.70	23.90 ± 3.26	8.50 ± 2.52	2.02 ± 0.72	0.32 ± 0.12	2.34 ± 0.72
M12	0.66 ± 1.10	0.87 ± 1.81	33.15 ± 9.20	39.90 ± 4.84	18.71 ± 4.76	4.41 ± 1.41	1.68 ± 0.52	0.61 ± 0.16	2.29 ± 0.67
<b>Sta 9</b>									
M1	N.S.	N.S.	N.S.	N.S.	N.S.	N.S.	N.S.	N.S.	N.S.
M2	0.13 ± 0.10	0.00 ± 0.00	3.14 ± 3.78	40.24 ± 3.42	43.04 ± 5.70	12.53 ± 4.78	0.71 ± 0.09	0.23 ± 0.05	0.94 ± 0.14
M3	0.20 ± 0.23	0.00 ± 0.00	1.80 ± 1.78	41.19 ± 8.14	43.30 ± 8.70	12.13 ± 11.02	1.13 ± 0.58	0.23 ± 0.09	1.36 ± 0.66
M4	0.17 ± 0.19	0.00 ± 0.00	7.40 ± 5.58	34.71 ± 6.85	38.97 ± 4.25	17.60 ± 5.08	0.91 ± 0.29	0.24 ± 0.04	1.15 ± 0.33
M5	0.00 ± 0.01	0.00 ± 0.00	1.14 ± 0.96	27.81 ± 6.66	50.36 ± 3.52	18.78 ± 5.39	1.50 ± 0.56	0.40 ± 0.08	1.91 ± 0.62
M6	0.10 ± 0.17	0.00 ± 0.00	0.20 ± 0.31	33.00 ± 7.47	44.22 ± 4.64	19.21 ± 3.88	2.25 ± 0.56	1.04 ± 0.16	3.29 ± 0.71
M7	N.S.	N.S.	N.S.	N.S.	N.S.	N.S.	N.S.	N.S.	N.S.
M8	0.14 ± 0.25	0.00 ± 0.00	1.06 ± 1.08	34.30 ± 7.84	40.96 ± 5.82	20.54 ± 2.91	2.24 ± 0.37	0.78 ± 0.18	3.03 ± 0.44
M9	0.23 ± 0.30	0.00 ± 0.00	0.10 ± 0.24	28.32 ± 9.99	44.44 ± 5.65	23.39 ± 5.18	2.58 ± 0.67	0.94 ± 0.20	3.52 ± 0.81
M10	0.08 ± 0.08	0.00 ± 0.00	1.50 ± 1.46	24.66 ± 1.99	46.59 ± 1.79	24.25 ± 1.62	2.28 ± 0.70	0.64 ± 0.30	2.92 ± 0.72
M11	0.17 ± 0.14	0.05 ± 0.12	0.71 ± 0.65	28.91 ± 5.78	46.63 ± 5.28	20.06 ± 2.91	2.77 ± 0.69	0.72 ± 0.10	3.49 ± 0.75
M12	0.03 ± 0.02	0.03 ± 0.08	1.42 ± 2.54	32.00 ± 6.24	42.28 ± 3.36	20.19 ± 5.11	3.09 ± 0.69	0.95 ± 0.19	4.04 ± 0.87

TABLE J-1. (Continued)

	Gravel	Very Coarse Sand	Coarse Sand	Medium Sand	Fine Sand	Very Fine Sand	Silt	Clay	Silt Plus Clay
<b>Sta 10</b>									
M1	N.S.	N.S.	N.S.	N.S.	N.S.	N.S.	N.S.	N.S.	N.S.
M2	1.57 ± 1.35	0.00 ± 0.00	2.62 ± 1.95	45.92 ± 6.94	48.50 ± 7.05	1.31 ± 1.60	0.04 ± 0.04	0.01 ± 0.01	0.06 ± 0.04
M3	1.48 ± 1.36	0.33 ± 0.81	6.75 ± 6.39	43.82 ± 10.78	43.79 ± 11.32	3.77 ± 4.42	0.04 ± 0.06	0.02 ± 0.02	0.06 ± 0.08
M4	3.15 ± 3.64	0.94 ± 1.03	7.24 ± 11.25	39.66 ± 7.46	47.97 ± 16.67	0.96 ± 2.35	0.05 ± 0.04	0.02 ± 0.01	0.08 ± 0.05
M5	2.95 ± 3.90	2.60 ± 3.69	5.28 ± 6.54	38.30 ± 12.70	49.42 ± 16.24	1.11 ± 1.27	0.13 ± 0.17	0.06 ± 0.06	0.20 ± 0.22
M6	3.28 ± 2.58	0.00 ± 0.00	0.08 ± 0.19	35.01 ± 6.95	55.97 ± 6.29	5.82 ± 2.35	0.08 ± 0.07	0.11 ± 0.05	0.19 ± 0.12
M7	3.84 ± 3.63	1.44 ± 1.46	19.54 ± 27.22	39.19 ± 12.46	33.28 ± 19.44	2.54 ± 1.94	0.11 ± 0.13	0.06 ± 0.08	0.17 ± 0.20
M8	1.21 ± 0.56	0.59 ± 1.45	1.88 ± 4.13	41.21 ± 8.11	50.99 ± 11.32	4.03 ± 1.09	0.06 ± 0.02	0.07 ± 0.02	0.13 ± 0.04
M9	0.94 ± 0.63	0.00 ± 0.00	0.44 ± 0.54	41.04 ± 11.76	52.20 ± 9.90	5.29 ± 1.90	0.03 ± 0.03	0.06 ± 0.02	0.09 ± 0.04
M10	1.17 ± 0.69	0.30 ± 0.73	2.30 ± 5.64	37.06 ± 9.52	53.36 ± 13.30	5.40 ± 1.73	0.26 ± 0.49	0.17 ± 0.26	0.43 ± 0.75
M11	0.29 ± 0.22	0.10 ± 0.15	18.98 ± 13.88	57.26 ± 5.42	21.20 ± 6.90	2.19 ± 3.31	0.02 ± 0.01	0.02 ± 0.01	0.03 ± 0.01
M12	1.48 ± 1.13	0.20 ± 0.17	12.73 ± 10.74	50.18 ± 5.35	33.32 ± 10.17	1.98 ± 0.79	0.06 ± 0.04	0.06 ± 0.04	0.12 ± 0.08
<b>Sta 11</b>									
M1	N.S.	N.S.	N.S.	N.S.	N.S.	N.S.	N.S.	N.S.	N.S.
M2	0.04 ± 0.05	0.00 ± 0.00	0.00 ± 0.00	3.16 ± 1.83	42.08 ± 14.19	54.54 ± 13.60	0.11 ± 0.04	0.06 ± 0.03	0.17 ± 0.07
M3	0.13 ± 0.11	0.00 ± 0.00	0.00 ± 0.00	4.27 ± 2.31	60.00 ± 6.41	34.40 ± 7.89	0.89 ± 1.14	0.32 ± 0.24	1.21 ± 1.37
M4	0.10 ± 0.11	0.00 ± 0.00	0.00 ± 0.00	3.95 ± 3.30	46.06 ± 7.47	48.68 ± 6.74	0.84 ± 0.38	0.37 ± 0.13	1.22 ± 0.49
M5	0.01 ± 0.02	0.00 ± 0.00	0.00 ± 0.00	1.14 ± 1.30	55.32 ± 4.63	41.72 ± 3.47	1.21 ± 0.46	0.53 ± 0.31	1.74 ± 0.68
M6	0.05 ± 0.06	0.00 ± 0.00	0.00 ± 0.00	0.00 ± 0.00	53.51 ± 4.15	44.06 ± 3.86	1.45 ± 0.38	0.92 ± 0.18	2.38 ± 0.55
M7	N.S.	N.S.	N.S.	N.S.	N.S.	N.S.	N.S.	N.S.	N.S.
M8	0.02 ± 0.04	0.00 ± 0.00	1.34 ± 3.29	15.56 ± 35.97	44.11 ± 21.81	36.04 ± 17.85	1.58 ± 0.72	1.38 ± 0.44	2.96 ± 1.12
M9	0.07 ± 0.18	0.00 ± 0.00	0.00 ± 0.00	0.00 ± 0.00	45.70 ± 3.02	51.83 ± 2.80	1.34 ± 0.41	1.07 ± 0.21	2.40 ± 0.60
M10	0.02 ± 0.02	0.00 ± 0.00	0.00 ± 0.00	0.00 ± 0.00	52.85 ± 3.29	45.32 ± 3.08	1.02 ± 0.25	0.79 ± 0.12	1.81 ± 0.34
M11	0.11 ± 0.19	0.00 ± 0.00	0.00 ± 0.00	0.57 ± 0.41	54.61 ± 3.03	42.92 ± 3.13	1.01 ± 0.17	0.77 ± 0.08	1.78 ± 0.21
M12	0.07 ± 0.07	0.00 ± 0.00	0.00 ± 0.00	0.41 ± 0.17	59.37 ± 4.70	37.89 ± 4.59	1.20 ± 0.26	1.06 ± 0.14	2.26 ± 0.34
<b>Sta 12</b>									
M1	N.S.	N.S.	N.S.	N.S.	N.S.	N.S.	N.S.	N.S.	N.S.
M2	0.56 ± 0.74	0.81 ± 2.00	33.02 ± 11.33	45.70 ± 6.95	16.98 ± 4.36	1.32 ± 3.22	1.23 ± 0.39	0.35 ± 0.11	1.58 ± 0.49
M3	1.72 ± 2.07	1.28 ± 1.55	33.14 ± 8.74	43.70 ± 8.20	18.32 ± 2.39	0.00 ± 0.00	1.40 ± 0.55	0.48 ± 0.10	1.88 ± 0.65
M4	0.09 ± 0.10	0.00 ± 0.00	28.10 ± 5.64	45.14 ± 4.33	17.32 ± 4.50	7.52 ± 1.46	1.48 ± 0.44	0.31 ± 0.09	1.79 ± 0.51
M5	0.76 ± 0.98	1.12 ± 1.53	19.89 ± 9.33	52.26 ± 4.95	20.46 ± 7.57	2.74 ± 1.54	2.15 ± 0.66	0.64 ± 0.18	2.79 ± 0.83
M6	0.34 ± 0.48	0.00 ± 0.00	15.68 ± 3.84	47.86 ± 2.42	25.41 ± 2.03	6.08 ± 0.74	3.34 ± 0.25	1.28 ± 0.21	4.62 ± 0.41
M7	N.S.	N.S.	N.S.	N.S.	N.S.	N.S.	N.S.	N.S.	N.S.
M8	0.07 ± 0.11	0.00 ± 0.00	19.94 ± 3.88	45.28 ± 2.86	23.83 ± 2.91	6.53 ± 2.14	3.10 ± 0.84	1.26 ± 0.25	4.35 ± 1.07
M9	1.72 ± 3.72	0.10 ± 0.23	15.76 ± 5.28	46.11 ± 4.27	24.85 ± 3.43	6.83 ± 1.00	3.54 ± 0.94	1.10 ± 0.16	4.63 ± 1.08
M10	0.41 ± 0.54	0.65 ± 0.51	19.15 ± 5.32	43.86 ± 6.22	24.24 ± 3.07	7.90 ± 0.94	2.94 ± 0.76	0.88 ± 0.12	3.82 ± 0.88
M11	0.16 ± 0.10	0.11 ± 0.18	13.69 ± 3.55	51.37 ± 5.54	23.58 ± 2.86	6.60 ± 1.86	3.42 ± 0.93	1.08 ± 0.12	4.50 ± 0.98
M12	0.13 ± 0.12	0.67 ± 1.20	35.94 ± 4.56	33.49 ± 3.89	19.10 ± 1.98	4.94 ± 0.42	4.32 ± 0.47	1.43 ± 0.17	5.76 ± 0.63





TABLE J-1. (Continued)

	Gravel	Very Coarse Sand	Coarse Sand	Medium Sand	Fine Sand	Very Fine Sand	Silt	Clay	Silt Plus Clay
<b>Sta 14A</b>									
M1	N.S.	N.S.	N.S.	N.S.	N.S.	N.S.	N.S.	N.S.	N.S.
M2	N.S.	N.S.	N.S.	N.S.	N.S.	N.S.	N.S.	N.S.	N.S.
M3	N.S.	N.S.	N.S.	N.S.	N.S.	N.S.	N.S.	N.S.	N.S.
M4	N.S.	N.S.	N.S.	N.S.	N.S.	N.S.	N.S.	N.S.	N.S.
M5	0.00 ± 0.00	0.00 ± 0.00	0.00 ± 0.00	0.13 ± 0.33	2.15 ± 0.61	7.80 ± 1.86	73.76 ± 4.00	16.14 ± 3.15	89.91 ± 1.68
M6	0.00 ± 0.00	0.00 ± 0.00	0.00 ± 0.00	0.00 ± 0.00	0.00 ± 0.00	10.88 ± 1.51	68.43 ± 1.46	20.69 ± 0.91	89.12 ± 1.51
M7	0.03 ± 0.06	0.00 ± 0.00	0.00 ± 0.00	0.00 ± 0.00	0.00 ± 0.00	10.82 ± 1.92	65.19 ± 2.92	23.96 ± 1.44	89.16 ± 1.89
M8	0.79 ± 1.71	0.13 ± 0.32	0.00 ± 0.00	0.66 ± 1.60	0.00 ± 0.00	9.96 ± 2.16	70.02 ± 6.18	18.44 ± 3.55	88.47 ± 2.99
M9	0.42 ± 0.99	0.13 ± 0.32	0.26 ± 0.64	0.52 ± 1.28	1.06 ± 1.64	7.86 ± 3.27	66.64 ± 3.94	23.11 ± 4.47	89.75 ± 4.78
M10	N.S.	N.S.	N.S.	N.S.	N.S.	N.S.	N.S.	N.S.	N.S.
M11	N.S.	N.S.	N.S.	N.S.	N.S.	N.S.	N.S.	N.S.	N.S.
M12	N.S.	N.S.	N.S.	N.S.	N.S.	N.S.	N.S.	N.S.	N.S.
<b>Sta 15</b>									
M1	N.S.	N.S.	N.S.	N.S.	N.S.	N.S.	N.S.	N.S.	N.S.
M2	16.92 ± 19.69	0.21 ± 0.51	5.32 ± 4.86	45.01 ± 12.41	32.91 ± 9.26	0.41 ± 1.01	0.05 ± 0.10	0.01 ± 0.00	0.06 ± 0.10
M3	3.11 ± 3.06	1.52 ± 3.72	3.44 ± 4.23	62.60 ± 7.94	29.40 ± 8.82	0.00 ± 0.00	0.00 ± 0.00	0.00 ± 0.00	0.01 ± 0.00
M4	4.13 ± 4.74	0.00 ± 0.00	3.78 ± 2.99	59.64 ± 8.24	32.47 ± 5.51	0.00 ± 0.00	0.00 ± 0.00	0.01 ± 0.01	0.01 ± 0.01
M5	N.S.	N.S.	N.S.	N.S.	N.S.	N.S.	N.S.	N.S.	N.S.
M6	N.S.	N.S.	N.S.	N.S.	N.S.	N.S.	N.S.	N.S.	N.S.
M7	N.S.	N.S.	N.S.	N.S.	N.S.	N.S.	N.S.	N.S.	N.S.
M8	N.S.	N.S.	N.S.	N.S.	N.S.	N.S.	N.S.	N.S.	N.S.
M9	N.S.	N.S.	N.S.	N.S.	N.S.	N.S.	N.S.	N.S.	N.S.
M10	N.S.	N.S.	N.S.	N.S.	N.S.	N.S.	N.S.	N.S.	N.S.
M11	N.S.	N.S.	N.S.	N.S.	N.S.	N.S.	N.S.	N.S.	N.S.
M12	N.S.	N.S.	N.S.	N.S.	N.S.	N.S.	N.S.	N.S.	N.S.
<b>Sta 16</b>									
M1	N.S.	N.S.	N.S.	N.S.	N.S.	N.S.	N.S.	N.S.	N.S.
M2	4.13 ± 1.97	14.26 ± 10.27	41.16 ± 9.09	33.08 ± 12.64	7.19 ± 3.96	0.00 ± 0.00	0.12 ± 0.05	0.06 ± 0.02	0.18 ± 0.05
M3	1.29 ± 2.02	12.00 ± 7.35	46.03 ± 7.05	33.86 ± 9.56	7.55 ± 1.95	0.00 ± 0.00	0.10 ± 0.05	0.12 ± 0.03	0.22 ± 0.06
M4	N.S.	N.S.	N.S.	N.S.	N.S.	N.S.	N.S.	N.S.	N.S.
M5	1.10 ± 0.59	12.07 ± 11.79	43.63 ± 11.74	36.13 ± 15.42	6.58 ± 5.89	0.00 ± 0.00	0.32 ± 0.30	0.16 ± 0.09	0.49 ± 0.39
M6	1.84 ± 2.07	2.78 ± 2.75	33.10 ± 5.43	44.64 ± 6.22	15.74 ± 3.20	0.80 ± 0.99	0.71 ± 0.29	0.40 ± 0.09	1.10 ± 0.37
M7	1.06 ± 0.74	6.28 ± 2.92	38.82 ± 8.98	40.04 ± 7.19	12.72 ± 5.06	0.66 ± 0.64	0.34 ± 0.24	0.15 ± 0.16	0.49 ± 0.39
M8	0.98 ± 0.63	5.89 ± 2.74	42.64 ± 2.85	38.05 ± 3.43	10.19 ± 2.13	1.55 ± 1.27	0.47 ± 0.09	0.24 ± 0.06	0.71 ± 0.14
M9	0.74 ± 0.44	5.13 ± 3.33	37.64 ± 5.49	42.84 ± 6.61	11.47 ± 1.94	1.28 ± 0.72	0.57 ± 0.24	0.36 ± 0.07	0.93 ± 0.31
M10	1.94 ± 1.30	8.09 ± 2.85	34.51 ± 2.11	38.92 ± 2.02	12.66 ± 2.31	2.88 ± 1.31	0.67 ± 0.24	0.33 ± 0.07	1.00 ± 0.31
M11	1.34 ± 0.74	5.34 ± 4.66	50.02 ± 4.09	33.54 ± 7.07	8.22 ± 2.09	0.77 ± 1.39	0.52 ± 0.23	0.26 ± 0.08	0.79 ± 0.30
M12	1.16 ± 0.85	9.45 ± 8.22	39.29 ± 8.02	33.74 ± 7.73	13.75 ± 7.92	1.52 ± 1.45	0.69 ± 0.17	0.42 ± 0.09	1.12 ± 0.25

J-6

TABLE J-1. (Continued)

	Gravel	Very Coarse Sand	Coarse Sand	Medium Sand	Fine Sand	Very Fine Sand	Silt	Clay	Silt Plus Clay
<b>Sta 17</b>									
M1	N.S.	N.S.	N.S.	N.S.	N.S.	N.S.	N.S.	N.S.	N.S.
M2	2.36 ± 1.66	14.50 ± 6.55	50.92 ± 6.68	31.11 ± 6.43	0.97 ± 1.62	0.00 ± 0.00	0.09 ± 0.02	0.07 ± 0.01	0.16 ± 0.03
M3	1.60 ± 0.93	3.43 ± 2.13	42.57 ± 7.06	40.78 ± 4.61	11.44 ± 3.02	0.00 ± 0.00	0.12 ± 0.12	0.06 ± 0.04	0.18 ± 0.17
M4	1.14 ± 1.18	0.64 ± 1.58	24.30 ± 13.02	51.06 ± 4.73	22.78 ± 12.67	0.00 ± 0.00	0.05 ± 0.04	0.04 ± 0.02	0.09 ± 0.06
M5	1.40 ± 1.06	1.49 ± 1.37	37.02 ± 9.14	47.77 ± 6.94	11.97 ± 3.13	0.16 ± 0.39	0.13 ± 0.11	0.08 ± 0.07	0.21 ± 0.18
M6	1.20 ± 0.43	0.00 ± 0.00	32.40 ± 5.86	47.45 ± 3.40	17.48 ± 5.28	1.03 ± 0.76	0.30 ± 0.21	0.15 ± 0.17	0.45 ± 0.38
M7	1.58 ± 0.92	3.58 ± 1.03	41.71 ± 4.58	41.32 ± 4.14	10.69 ± 2.25	0.74 ± 0.41	0.26 ± 0.21	0.14 ± 0.11	0.41 ± 0.31
M8	1.96 ± 1.19	2.21 ± 1.45	42.84 ± 5.82	40.10 ± 5.27	10.48 ± 1.93	1.92 ± 0.54	0.30 ± 0.17	0.19 ± 0.08	0.49 ± 0.24
M9	2.30 ± 1.96	0.58 ± 0.76	32.98 ± 8.95	46.74 ± 4.96	14.28 ± 3.99	2.18 ± 0.34	0.57 ± 0.32	0.40 ± 0.18	0.98 ± 0.50
M10	1.47 ± 1.01	2.33 ± 1.48	28.48 ± 5.07	45.49 ± 6.34	18.28 ± 2.88	3.23 ± 1.43	0.45 ± 0.31	0.26 ± 0.12	0.71 ± 0.43
M11	1.46 ± 1.50	0.51 ± 0.33	43.77 ± 6.25	41.97 ± 5.39	10.08 ± 2.67	1.87 ± 2.13	0.19 ± 0.27	0.17 ± 0.13	0.36 ± 0.40
M12	0.91 ± 0.76	3.74 ± 3.52	43.77 ± 4.79	39.87 ± 6.26	10.65 ± 1.34	0.68 ± 0.38	0.20 ± 0.13	0.16 ± 0.11	0.36 ± 0.24
<b>Sta 18</b>									
M1	N.S.	N.S.	N.S.	N.S.	N.S.	N.S.	N.S.	N.S.	N.S.
M2	0.28 ± 0.35	0.00 ± 0.00	5.98 ± 3.50	52.81 ± 3.96	40.85 ± 2.68	0.00 ± 0.00	0.14 ± 0.05	0.09 ± 0.02	0.23 ± 0.06
M3	0.83 ± 1.26	0.00 ± 0.00	0.00 ± 0.00	60.61 ± 4.09	39.02 ± 4.12	0.00 ± 0.00	0.12 ± 0.02	0.10 ± 0.02	0.22 ± 0.03
M4	0.57 ± 0.87	0.00 ± 0.00	0.33 ± 0.81	47.33 ± 3.71	51.21 ± 3.55	0.33 ± 0.81	0.12 ± 0.04	0.06 ± 0.02	0.18 ± 0.06
M5	0.25 ± 0.38	0.00 ± 0.00	0.00 ± 0.00	48.45 ± 5.12	50.42 ± 5.04	0.33 ± 0.52	0.29 ± 0.11	0.25 ± 0.12	0.54 ± 0.23
M6	0.28 ± 0.39	0.00 ± 0.00	0.00 ± 0.00	40.11 ± 5.42	56.72 ± 5.45	2.07 ± 0.58	0.46 ± 0.14	0.35 ± 0.11	0.82 ± 0.23
M7	0.19 ± 0.10	0.00 ± 0.00	1.02 ± 0.70	49.04 ± 3.21	47.40 ± 4.14	1.63 ± 0.47	0.42 ± 0.10	0.33 ± 0.07	0.75 ± 0.15
M8	0.34 ± 0.27	0.00 ± 0.00	0.20 ± 0.33	45.94 ± 4.78	50.65 ± 5.01	2.16 ± 0.93	0.42 ± 0.15	0.30 ± 0.13	0.72 ± 0.27
M9	1.05 ± 1.79	0.00 ± 0.00	0.82 ± 0.20	45.45 ± 3.22	50.76 ± 3.98	1.88 ± 0.43	0.42 ± 0.15	0.37 ± 0.07	0.80 ± 0.20
M10	0.26 ± 0.27	0.00 ± 0.00	0.10 ± 0.24	37.93 ± 3.95	57.46 ± 3.86	3.46 ± 0.84	0.39 ± 0.17	0.41 ± 0.13	0.80 ± 0.19
M11	0.53 ± 0.40	0.07 ± 0.16	0.25 ± 0.38	50.14 ± 1.54	44.73 ± 2.37	3.50 ± 3.03	0.51 ± 0.22	0.30 ± 0.14	0.82 ± 0.30
M12	0.25 ± 0.20	0.00 ± 0.00	0.46 ± 0.99	52.56 ± 4.39	45.02 ± 3.95	0.96 ± 0.36	0.42 ± 0.22	0.33 ± 0.14	0.75 ± 0.35

N.S. = No Sample

N.D. = No Data Available, Sample Archived

\* Cruise designations correspond to the following dates: M1, July 1981; M2, November 1981; M3, February 1982; M4, May 1982; M5, July 1982; M6, November 1982; M7, February 1983; M8, May 1983; M9, July 1983; M10, November 1983; M11, February 1984; M12, June 1984.

TABLE J-2. SEDIMENT GRAIN SIZE ANALYSIS OF SITE-SPECIFIC STATIONS, SHOWING AVERAGE PERCENT COMPOSITION AND ONE STANDARD DEVIATION FOR EACH SIZE CLASS MEASURED.\*

	Gravel	Very Coarse Sand	Coarse Sand	Medium Sand	Fine Sand	Very Fine Sand	Silt	Clay	Silt Plus Clay
<b>Sta 5-1</b>									
M1	N.S.	N.S.	N.S.	N.S.	N.S.	N.S.	N.S.	N.S.	N.S.
M2	2.49 ± 1.07	5.51 ± 2.24	45.09 ± 6.48	39.94 ± 6.35	6.83 ± 2.98	0.00 ± 0.00	0.10 ± 0.04	0.04 ± 0.01	0.14 ± 0.05
M3	3.09 ± 2.00	8.40 ± 3.15	51.51 ± 7.80	29.01 ± 10.54	8.07 ± 1.42	0.00 ± 0.00	0.05 ± 0.03	0.05 ± 0.03	0.10 ± 0.06
M4	5.95 ± 2.67	11.27 ± 2.18	47.16 ± 2.31	26.56 ± 3.79	7.34 ± 3.28	0.00 ± 0.00	0.21 ± 0.06	0.10 ± 0.03	0.31 ± 0.08
M5	4.12 ± 4.64	2.20 ± 1.49	39.64 ± 4.88	40.07 ± 5.63	10.54 ± 1.65	2.55 ± 0.71	0.60 ± 0.21	0.28 ± 0.08	0.87 ± 0.29
M6	2.52 ± 1.67	8.00 ± 1.89	51.12 ± 3.92	27.38 ± 3.88	8.06 ± 1.17	1.94 ± 0.38	0.64 ± 0.35	0.36 ± 0.16	1.00 ± 0.51
M7	2.28 ± 0.58	6.49 ± 0.74	49.70 ± 4.23	31.35 ± 4.79	8.17 ± 1.64	1.54 ± 0.37	0.32 ± 0.16	0.17 ± 0.07	0.49 ± 0.21
M8	4.82 ± 1.98	12.51 ± 6.46	45.17 ± 6.40	27.00 ± 1.67	7.06 ± 1.65	2.28 ± 0.77	0.80 ± 0.24	0.38 ± 0.13	1.18 ± 0.37
M9	1.77 ± 1.47	2.80 ± 2.07	39.85 ± 3.78	42.81 ± 5.76	9.89 ± 2.00	2.10 ± 0.61	0.46 ± 0.24	0.32 ± 0.15	0.78 ± 0.39
M10	3.06 ± 1.14	11.93 ± 4.63	38.60 ± 2.79	33.12 ± 4.47	9.81 ± 1.46	2.72 ± 1.32	0.57 ± 0.26	0.22 ± 0.10	0.80 ± 0.36
M11	7.29 ± 5.38	6.12 ± 5.98	52.04 ± 9.45	23.20 ± 4.23	5.92 ± 1.74	3.98 ± 1.95	1.12 ± 0.29	0.34 ± 0.10	1.46 ± 0.38
M12	2.18 ± 0.77	14.64 ± 7.68	46.49 ± 5.23	26.74 ± 4.73	7.18 ± 2.75	1.74 ± 1.00	0.67 ± 0.12	0.36 ± 0.08	1.03 ± 0.20
<b>Sta 5-2</b>									
M1	N.S.	N.S.	N.S.	N.S.	N.S.	N.S.	N.S.	N.S.	N.S.
M2	2.06 ± 0.50	11.08 ± 7.62	58.05 ± 5.83	22.17 ± 4.03	5.39 ± 3.16	0.32 ± 0.80	0.07 ± 0.03	0.03 ± 0.01	0.10 ± 0.04
M3	0.85 ± 0.44	9.56 ± 5.77	58.89 ± 6.17	23.92 ± 5.98	6.27 ± 1.96	0.00 ± 0.00	0.10 ± 0.03	0.04 ± 0.02	0.14 ± 0.05
M4	2.70 ± 0.66	7.12 ± 4.72	37.82 ± 14.25	37.24 ± 12.34	11.98 ± 3.77	2.91 ± 3.82	0.15 ± 0.15	0.23 ± 0.31	0.38 ± 0.33
M5	2.26 ± 0.64	2.76 ± 1.52	40.01 ± 2.27	41.51 ± 2.01	9.70 ± 0.70	2.71 ± 1.36	0.59 ± 0.15	0.30 ± 0.07	0.89 ± 0.21
M6	3.05 ± 1.04	10.23 ± 2.74	48.28 ± 3.04	28.39 ± 2.59	7.37 ± 1.17	1.95 ± 0.73	0.51 ± 0.42	0.23 ± 0.13	0.74 ± 0.43
M7	N.S.	N.S.	N.S.	N.S.	N.S.	N.S.	N.S.	N.S.	N.S.
M8	1.47 ± 0.55	4.97 ± 1.04	45.08 ± 3.27	37.10 ± 2.60	8.88 ± 2.00	1.72 ± 1.05	0.46 ± 0.18	0.31 ± 0.13	0.77 ± 0.31
<b>Sta 5-3</b>									
M1	N.S.	N.S.	N.S.	N.S.	N.S.	N.S.	N.S.	N.S.	N.S.
M2	4.68 ± 2.38	11.00 ± 6.42	48.73 ± 5.39	28.54 ± 6.39	6.99 ± 2.25	0.00 ± 0.00	0.07 ± 0.03	0.02 ± 0.01	0.10 ± 0.04
M3	2.80 ± 1.51	13.18 ± 5.29	46.99 ± 6.24	28.65 ± 5.18	7.73 ± 2.10	0.00 ± 0.00	0.11 ± 0.07	0.06 ± 0.04	0.18 ± 0.10
M4	1.02 ± 0.82	6.93 ± 7.10	45.76 ± 6.58	32.92 ± 8.86	12.49 ± 4.73	0.65 ± 1.60	0.16 ± 0.11	0.05 ± 0.04	0.21 ± 0.14
M5	0.32 ± 0.16	0.54 ± 0.68	39.72 ± 5.51	45.86 ± 2.74	10.74 ± 2.94	2.04 ± 0.84	0.46 ± 0.07	0.31 ± 0.15	0.77 ± 0.12
M6	3.82 ± 1.22	13.25 ± 5.51	46.48 ± 3.26	26.98 ± 5.08	6.57 ± 2.07	1.91 ± 0.59	0.62 ± 0.23	0.42 ± 0.14	1.03 ± 0.36
M7	N.S.	N.S.	N.S.	N.S.	N.S.	N.S.	N.S.	N.S.	N.S.
M8	1.47 ± 1.47	7.98 ± 7.46	44.98 ± 7.72	33.57 ± 8.40	9.26 ± 2.35	2.26 ± 0.74	0.33 ± 0.32	0.17 ± 0.11	0.50 ± 0.43
<b>Sta 5-4</b>									
M1	N.S.	N.S.	N.S.	N.S.	N.S.	N.S.	N.S.	N.S.	N.S.
M2	1.07 ± 0.38	8.39 ± 3.87	54.82 ± 7.74	32.78 ± 8.98	2.80 ± 3.22	0.00 ± 0.00	0.07 ± 0.05	0.06 ± 0.02	0.13 ± 0.05
M3	1.36 ± 0.33	11.31 ± 2.30	52.30 ± 5.02	27.55 ± 4.69	7.22 ± 1.03	0.00 ± 0.00	0.19 ± 0.11	0.06 ± 0.04	0.26 ± 0.15
M4	0.96 ± 0.62	4.60 ± 2.38	46.40 ± 5.19	34.89 ± 2.77	12.84 ± 4.50	0.00 ± 0.00	0.20 ± 0.21	0.10 ± 0.08	0.31 ± 0.28
M5	1.47 ± 1.64	1.42 ± 1.44	37.75 ± 4.16	42.99 ± 3.77	12.23 ± 2.56	3.01 ± 1.13	0.48 ± 0.14	0.26 ± 0.11	0.74 ± 0.23
M6	2.39 ± 1.44	9.38 ± 3.98	49.39 ± 4.16	28.71 ± 4.18	7.74 ± 1.81	1.87 ± 0.77	0.32 ± 0.12	0.20 ± 0.06	0.51 ± 0.18
M7	N.S.	N.S.	N.S.	N.S.	N.S.	N.S.	N.S.	N.S.	N.S.
M8	1.50 ± 0.64	11.88 ± 5.72	48.33 ± 3.80	27.46 ± 6.61	7.49 ± 1.00	2.61 ± 0.94	0.43 ± 0.17	0.23 ± 0.08	0.66 ± 0.25

TABLE J-2. (Continued)

	Gravel	Very Coarse Sand	Coarse Sand	Medium Sand	Fine Sand	Very Fine Sand	Silt	Clay	Silt Plus Clay
<b>Sta 5-5</b>									
M1	N.S.	N.S.	N.S.	N.S.	N.S.	N.S.	N.S.	N.S.	N.S.
M2	0.81 ± 0.72	13.47 ± 13.44	42.83 ± 19.26	38.08 ± 23.40	4.66 ± 6.77	0.00 ± 0.00	0.10 ± 0.08	0.05 ± 0.04	0.15 ± 0.11
M3	0.86 ± 1.28	4.92 ± 4.43	45.47 ± 10.05	38.34 ± 7.69	10.29 ± 6.36	0.00 ± 0.00	0.13 ± 0.11	0.08 ± 0.09	0.21 ± 0.20
M4	0.79 ± 0.83	3.64 ± 2.33	49.92 ± 7.87	35.66 ± 3.44	9.87 ± 5.70	0.00 ± 0.00	0.09 ± 0.04	0.04 ± 0.03	0.13 ± 0.05
M5	0.53 ± 0.25	1.07 ± 0.62	32.88 ± 6.14	48.12 ± 4.90	13.76 ± 2.63	2.98 ± 0.43	0.30 ± 0.21	0.36 ± 0.14	0.66 ± 0.32
M6	0.43 ± 0.26	4.78 ± 1.11	49.14 ± 2.78	34.57 ± 2.04	9.68 ± 2.06	1.01 ± 0.48	0.23 ± 0.07	0.16 ± 0.06	0.39 ± 0.12
M7	N.S.	N.S.	N.S.	N.S.	N.S.	N.S.	N.S.	N.S.	N.S.
M8	0.76 ± 0.48	4.92 ± 1.64	49.13 ± 4.48	34.87 ± 2.24	8.15 ± 2.62	1.80 ± 0.60	0.20 ± 0.07	0.17 ± 0.04	0.38 ± 0.11
<b>Sta 5-6</b>									
M1	N.S.	N.S.	N.S.	N.S.	N.S.	N.S.	N.S.	N.S.	N.S.
M2	1.28 ± 0.46	4.60 ± 1.49	51.77 ± 3.14	35.51 ± 4.21	6.74 ± 1.30	0.00 ± 0.00	0.07 ± 0.02	0.04 ± 0.02	0.10 ± 0.03
M3	1.08 ± 0.71	7.56 ± 5.15	53.84 ± 6.06	32.81 ± 7.36	3.79 ± 3.23	0.00 ± 0.00	0.06 ± 0.02	0.02 ± 0.02	0.09 ± 0.04
M4	1.80 ± 1.50	1.97 ± 1.97	48.27 ± 7.19	38.36 ± 6.47	9.39 ± 1.52	0.00 ± 0.00	0.15 ± 0.12	0.06 ± 0.03	0.21 ± 0.14
M5	0.65 ± 0.21	0.47 ± 0.63	34.60 ± 3.24	48.05 ± 2.60	12.30 ± 1.70	3.07 ± 0.72	0.47 ± 0.12	0.40 ± 0.14	0.87 ± 0.23
M6	1.01 ± 0.70	7.38 ± 5.06	52.42 ± 6.09	31.22 ± 7.82	6.24 ± 2.61	1.02 ± 0.42	0.41 ± 0.18	0.30 ± 0.14	0.71 ± 0.29
M7	N.S.	N.S.	N.S.	N.S.	N.S.	N.S.	N.S.	N.S.	N.S.
M8	0.22 ± 0.15	1.81 ± 1.02	47.57 ± 4.46	39.80 ± 4.64	8.46 ± 1.89	1.74 ± 0.24	0.26 ± 0.17	0.13 ± 0.08	0.40 ± 0.24
<b>Sta 5-8</b>									
M1	N.S.	N.S.	N.S.	N.S.	N.S.	N.S.	N.S.	N.S.	N.S.
M2	9.95 ± 5.35	14.70 ± 3.07	42.41 ± 6.61	25.79 ± 3.94	6.34 ± 2.69	0.61 ± 1.50	0.13 ± 0.06	0.06 ± 0.01	0.20 ± 0.06
M3	3.91 ± 3.23	10.13 ± 6.42	42.12 ± 5.12	31.98 ± 6.16	11.48 ± 2.15	0.00 ± 0.00	0.22 ± 0.17	0.16 ± 0.08	0.38 ± 0.25
M4	5.02 ± 3.47	11.68 ± 3.64	49.35 ± 4.41	26.21 ± 2.44	7.56 ± 1.63	0.00 ± 0.00	0.17 ± 0.08	0.09 ± 0.04	0.26 ± 0.07
M5	4.19 ± 1.92	6.48 ± 2.19	37.30 ± 1.47	35.59 ± 3.22	11.41 ± 2.12	3.88 ± 0.45	0.74 ± 0.18	0.43 ± 0.13	1.17 ± 0.30
M6	4.92 ± 3.17	11.25 ± 6.79	44.15 ± 5.25	29.12 ± 9.67	7.72 ± 1.47	1.98 ± 0.66	0.54 ± 0.31	0.38 ± 0.26	0.92 ± 0.56
M7	N.S.	N.S.	N.S.	N.S.	N.S.	N.S.	N.S.	N.S.	N.S.
M8	4.58 ± 1.63	12.77 ± 3.68	45.75 ± 3.16	25.62 ± 2.54	7.14 ± 0.57	3.18 ± 0.99	0.65 ± 0.29	0.36 ± 0.13	1.00 ± 0.41
<b>Sta 5-9</b>									
M1	N.S.	N.S.	N.S.	N.S.	N.S.	N.S.	N.S.	N.S.	N.S.
M2	4.29 ± 1.42	18.44 ± 5.59	48.88 ± 7.02	19.72 ± 3.29	8.44 ± 1.97	0.00 ± 0.00	0.14 ± 0.05	0.05 ± 0.0	0.19 ± 0.05
M3	2.62 ± 1.07	17.87 ± 11.43	48.53 ± 7.38	24.21 ± 4.10	6.80 ± 5.32	0.00 ± 0.00	0.22 ± 0.12	0.07 ± 0.02	0.30 ± 0.14
M4	1.36 ± 0.51	10.31 ± 6.66	54.02 ± 4.99	25.02 ± 6.58	8.83 ± 1.11	0.00 ± 0.00	0.31 ± 0.11	0.15 ± 0.08	0.46 ± 0.08
M5	1.73 ± 0.89	4.27 ± 1.52	39.92 ± 3.15	37.16 ± 2.10	12.95 ± 2.25	3.03 ± 0.80	0.61 ± 0.07	0.37 ± 0.13	0.97 ± 0.19
M6	2.48 ± 1.17	12.46 ± 7.52	49.21 ± 2.74	25.15 ± 4.44	7.17 ± 1.52	2.17 ± 0.84	0.84 ± 0.22	0.56 ± 0.14	1.39 ± 0.35
M7	N.S.	N.S.	N.S.	N.S.	N.S.	N.S.	N.S.	N.S.	N.S.
M8	2.99 ± 0.94	10.48 ± 3.01	48.95 ± 2.69	24.96 ± 2.09	8.26 ± 1.79	2.91 ± 1.08	0.96 ± 0.55	0.52 ± 0.24	1.48 ± 0.78

J-9

TABLE J-2. (Continued)

	Gravel	Very Coarse Sand	Coarse Sand	Medium Sand	Fine Sand	Very Fine Sand	Silt	Clay	Silt Plus Clay
<b>Sta 5-10</b>									
M1	N.S.	N.S.	N.S.	N.S.	N.S.	N.S.	N.S.	N.S.	N.S.
M2	1.02 ± 0.78	6.58 ± 3.15	53.99 ± 3.10	27.82 ± 1.86	10.37 ± 2.94	0.00 ± 0.00	0.15 ± 0.06	0.07 ± 0.02	0.22 ± 0.06
M3	0.80 ± 0.63	9.90 ± 1.20	50.54 ± 3.25	30.40 ± 3.83	8.25 ± 1.91	0.00 ± 0.00	0.08 ± 0.04	0.02 ± 0.01	0.11 ± 0.04
M4	0.53 ± 0.43	4.63 ± 2.97	50.29 ± 4.96	33.42 ± 4.60	10.92 ± 2.74	0.00 ± 0.00	0.13 ± 0.09	0.08 ± 0.07	0.21 ± 0.13
M5	0.49 ± 0.31	2.77 ± 1.33	41.67 ± 4.17	38.56 ± 3.62	12.67 ± 3.66	2.67 ± 0.70	0.70 ± 0.26	0.48 ± 0.18	1.18 ± 0.44
M6	1.12 ± 0.72	10.53 ± 3.47	52.85 ± 3.02	24.87 ± 2.51	7.62 ± 1.54	1.93 ± 0.54	0.62 ± 0.15	0.48 ± 0.12	1.10 ± 0.24
M7	N.S.	N.S.	N.S.	N.S.	N.S.	N.S.	N.S.	N.S.	N.S.
M8	1.05 ± 0.84	6.52 ± 3.11	52.95 ± 3.69	27.61 ± 5.82	7.94 ± 0.98	2.92 ± 0.68	0.66 ± 0.41	0.34 ± 0.19	1.00 ± 0.59
<b>Sta 5-11</b>									
M1	N.S.	N.S.	N.S.	N.S.	N.S.	N.S.	N.S.	N.S.	N.S.
M2	0.60 ± 0.95	6.10 ± 3.12	49.96 ± 7.58	34.57 ± 7.49	8.61 ± 2.44	0.00 ± 0.00	0.16 ± 0.08	0.05 ± 0.02	0.21 ± 0.07
M3	0.15 ± 0.10	2.16 ± 1.60	39.39 ± 6.95	41.22 ± 3.99	15.29 ± 3.50	1.33 ± 2.06	0.10 ± 0.07	0.04 ± 0.02	0.13 ± 0.08
M4	0.28 ± 0.17	4.31 ± 3.19	49.06 ± 7.15	35.45 ± 6.17	10.60 ± 2.98	0.00 ± 0.00	0.23 ± 0.09	0.07 ± 0.04	0.30 ± 0.11
M5	0.27 ± 0.25	1.24 ± 0.97	40.57 ± 6.56	41.44 ± 3.91	12.82 ± 3.10	2.50 ± 0.72	0.75 ± 0.09	0.40 ± 0.03	1.16 ± 0.10
M6	0.15 ± 0.12	4.94 ± 0.79	49.66 ± 2.64	32.58 ± 0.59	10.28 ± 1.61	1.57 ± 0.48	0.44 ± 0.22	0.30 ± 0.18	0.74 ± 0.39
M7	N.S.	N.S.	N.S.	N.S.	N.S.	N.S.	N.S.	N.S.	N.S.
M8	0.72 ± 0.51	4.32 ± 2.72	46.47 ± 2.35	35.20 ± 3.85	11.04 ± 1.74	2.05 ± 1.05	0.16 ± 0.07	0.10 ± 0.02	0.25 ± 0.08
<b>Sta 5-12</b>									
M1	N.S.	N.S.	N.S.	N.S.	N.S.	N.S.	N.S.	N.S.	N.S.
M2	1.08 ± 0.58	6.74 ± 3.24	55.31 ± 7.22	30.79 ± 6.62	5.93 ± 2.73	0.00 ± 0.00	0.06 ± 0.02	0.04 ± 0.02	0.09 ± 0.04
M3	0.23 ± 0.13	1.33 ± 1.63	32.55 ± 19.60	48.20 ± 18.54	17.62 ± 5.56	0.00 ± 0.00	0.03 ± 0.03	0.02 ± 0.02	0.06 ± 0.04
M4	0.20 ± 0.15	3.98 ± 6.28	31.55 ± 16.32	45.17 ± 13.98	18.92 ± 8.88	0.00 ± 0.00	0.13 ± 0.11	0.05 ± 0.03	0.18 ± 0.14
M5	0.18 ± 0.19	0.59 ± 0.95	23.92 ± 18.71	48.51 ± 7.85	24.09 ± 12.06	1.95 ± 0.59	0.35 ± 0.19	0.28 ± 0.13	0.62 ± 0.31
M6	1.91 ± 2.77	6.13 ± 6.23	29.07 ± 14.54	43.39 ± 15.34	17.01 ± 7.08	1.73 ± 0.87	0.49 ± 0.37	0.30 ± 0.19	0.79 ± 0.55
M7	N.S.	N.S.	N.S.	N.S.	N.S.	N.S.	N.S.	N.S.	N.S.
M8	0.94 ± 0.68	2.56 ± 2.29	30.68 ± 12.83	45.56 ± 10.76	18.08 ± 4.80	2.00 ± 0.61	0.09 ± 0.08	0.11 ± 0.07	0.20 ± 0.14
<b>Sta 5-14</b>									
M1	N.S.	N.S.	N.S.	N.S.	N.S.	N.S.	N.S.	N.S.	N.S.
M2	0.55 ± 0.46	4.63 ± 2.56	60.73 ± 5.62	32.12 ± 5.66	1.82 ± 2.84	0.00 ± 0.00	0.08 ± 0.05	0.07 ± 0.06	0.14 ± 0.11
M3	0.26 ± 0.11	3.98 ± 3.08	51.92 ± 9.82	35.01 ± 8.40	7.63 ± 3.44	0.33 ± 0.81	0.15 ± 0.06	0.05 ± 0.01	0.20 ± 0.08
M4	0.15 ± 0.06	1.66 ± 2.33	55.46 ± 8.75	35.87 ± 7.25	6.64 ± 3.00	0.00 ± 0.00	0.14 ± 0.09	0.07 ± 0.02	0.21 ± 0.10
M5	0.28 ± 0.12	0.16 ± 0.40	41.35 ± 4.13	43.58 ± 3.30	11.72 ± 0.99	1.96 ± 0.59	0.53 ± 0.07	0.41 ± 0.08	0.94 ± 0.10
M6	1.31 ± 2.04	4.79 ± 2.09	56.58 ± 4.86	30.27 ± 1.99	5.50 ± 1.52	1.04 ± 0.45	0.35 ± 0.29	0.16 ± 0.06	0.51 ± 0.34
M7	N.S.	N.S.	N.S.	N.S.	N.S.	N.S.	N.S.	N.S.	N.S.
M8	0.42 ± 0.28	2.54 ± 2.16	54.38 ± 2.91	34.34 ± 3.60	6.46 ± 1.10	1.62 ± 0.49	0.15 ± 0.06	0.12 ± 0.04	0.27 ± 0.08

TABLE J-2. (Continued)

	Gravel	Very Coarse Sand	Coarse Sand	Medium Sand	Fine Sand	Very Fine Sand	Silt	Clay	Silt Plus Clay
<b>Sta 5-16</b>									
M1	N.S.	N.S.	N.S.	N.S.	N.S.	N.S.	N.S.	N.S.	N.S.
M2	5.08 ± 3.45	8.14 ± 4.30	44.35 ± 10.18	28.90 ± 7.55	13.43 ± 8.64	0.00 ± 0.00	0.06 ± 0.03	0.03 ± 0.01	0.10 ± 0.04
M3	6.14 ± 3.28	11.11 ± 4.95	36.09 ± 5.25	30.99 ± 6.94	15.40 ± 6.22	0.00 ± 0.00	0.20 ± 0.16	0.06 ± 0.04	0.26 ± 0.19
M4	3.30 ± 3.00	15.46 ± 14.80	46.02 ± 6.78	27.88 ± 9.98	6.98 ± 4.30	0.00 ± 0.00	0.30 ± 0.18	0.06 ± 0.02	0.36 ± 0.18
M5	2.76 ± 1.11	8.41 ± 5.29	38.86 ± 5.97	33.12 ± 2.51	13.11 ± 5.51	2.61 ± 1.24	0.73 ± 0.22	0.42 ± 0.12	1.15 ± 0.33
M6	6.51 ± 3.38	10.85 ± 5.25	34.37 ± 4.54	33.87 ± 7.71	12.26 ± 3.82	1.83 ± 0.62	0.26 ± 0.09	0.14 ± 0.06	0.40 ± 0.14
M7	N.S.	N.S.	N.S.	N.S.	N.S.	N.S.	N.S.	N.S.	N.S.
M8	2.92 ± 2.00	8.93 ± 5.94	44.23 ± 17.48	29.67 ± 13.35	11.71 ± 10.28	2.03 ± 0.63	0.30 ± 0.29	0.22 ± 0.09	0.52 ± 0.36
<b>Sta 5-18</b>									
M1	N.S.	N.S.	N.S.	N.S.	N.S.	N.S.	N.S.	N.S.	N.S.
M2	0.68 ± 0.58	4.94 ± 3.63	51.71 ± 7.45	30.77 ± 7.16	11.58 ± 4.06	0.00 ± 0.00	0.10 ± 0.03	0.04 ± 0.01	0.15 ± 0.04
M3	1.38 ± 1.74	8.78 ± 4.72	50.14 ± 6.64	26.25 ± 4.97	13.16 ± 4.24	0.00 ± 0.00	0.21 ± 0.12	0.06 ± 0.04	0.27 ± 0.16
M4	0.51 ± 0.24	5.28 ± 6.57	53.90 ± 10.65	31.43 ± 8.96	8.61 ± 6.39	0.00 ± 0.00	0.18 ± 0.10	0.09 ± 0.02	0.27 ± 0.11
M5	0.59 ± 0.30	1.80 ± 1.84	43.78 ± 5.35	38.25 ± 4.97	11.96 ± 2.24	2.61 ± 0.55	0.66 ± 0.20	0.37 ± 0.08	1.03 ± 0.26
M6	1.23 ± 0.45	7.19 ± 1.30	51.60 ± 2.95	28.73 ± 1.19	9.00 ± 1.81	1.60 ± 0.79	0.43 ± 0.16	0.41 ± 0.25	0.84 ± 0.24
M7	1.41 ± 1.39	8.81 ± 4.56	52.24 ± 5.92	26.82 ± 2.60	8.28 ± 1.35	1.56 ± 0.40	0.60 ± 0.37	0.30 ± 0.16	0.91 ± 0.52
M8	0.96 ± 0.78	2.54 ± 1.21	52.00 ± 3.30	31.51 ± 4.45	9.58 ± 1.11	2.70 ± 0.66	0.46 ± 0.28	0.25 ± 0.14	0.71 ± 0.42
M9	0.69 ± 0.29	3.10 ± 1.59	48.23 ± 2.80	33.78 ± 1.82	10.43 ± 1.52	2.89 ± 0.68	0.60 ± 0.38	0.32 ± 0.15	0.91 ± 0.53
M10	0.80 ± 0.27	9.19 ± 1.98	40.64 ± 4.61	33.15 ± 2.67	12.48 ± 2.46	3.14 ± 0.26	0.47 ± 0.14	0.23 ± 0.06	0.70 ± 0.15
M11	0.58 ± 0.14	2.17 ± 2.97	58.08 ± 3.28	26.77 ± 3.27	8.39 ± 2.35	3.33 ± 2.22	0.52 ± 0.23	0.19 ± 0.09	0.72 ± 0.28
M12	1.32 ± 0.71	14.22 ± 6.19	47.86 ± 7.00	25.25 ± 2.32	8.09 ± 1.00	1.85 ± 0.27	0.90 ± 0.22	0.50 ± 0.09	1.41 ± 0.30
<b>Sta 5-20</b>									
M1	N.S.	N.S.	N.S.	N.S.	N.S.	N.S.	N.S.	N.S.	N.S.
M2	4.36 ± 2.70	22.04 ± 13.06	37.40 ± 12.42	27.14 ± 13.25	5.30 ± 2.36	0.00 ± 0.00	0.06 ± 0.02	0.04 ± 0.02	0.10 ± 0.03
M3	0.30 ± 0.22	1.33 ± 1.03	25.90 ± 10.46	54.14 ± 9.21	17.94 ± 5.69	0.33 ± 0.81	0.04 ± 0.03	0.02 ± 0.01	0.06 ± 0.04
M4	0.32 ± 0.41	3.30 ± 4.08	39.45 ± 11.70	53.73 ± 9.72	2.99 ± 3.94	0.00 ± 0.00	0.14 ± 0.14	0.07 ± 0.05	0.21 ± 0.18
M5	0.44 ± 0.40	1.02 ± 0.87	29.34 ± 11.19	52.44 ± 7.56	14.90 ± 5.18	1.45 ± 0.53	0.25 ± 0.12	0.20 ± 0.08	0.45 ± 0.20
M6	0.25 ± 0.26	1.03 ± 0.92	31.66 ± 6.65	53.38 ± 5.31	12.37 ± 3.63	1.11 ± 0.83	0.12 ± 0.12	0.09 ± 0.03	0.22 ± 0.15
M7	N.S.	N.S.	N.S.	N.S.	N.S.	N.S.	N.S.	N.S.	N.S.
M8	1.01 ± 1.00	2.12 ± 3.19	34.30 ± 18.68	48.89 ± 17.30	12.20 ± 5.95	1.50 ± 0.67	0.00 ± 0.00	0.00 ± 0.00	0.00 ± 0.00
<b>Sta 5-22</b>									
M1	N.S.	N.S.	N.S.	N.S.	N.S.	N.S.	N.S.	N.S.	N.S.
M2	0.09 ± 0.11	4.66 ± 4.11	61.72 ± 3.36	32.28 ± 4.42	1.16 ± 2.04	0.00 ± 0.00	0.07 ± 0.02	0.03 ± 0.01	0.10 ± 0.02
M3	2.00 ± 4.08	3.49 ± 3.20	56.28 ± 7.63	31.48 ± 8.75	6.76 ± 3.87	0.00 ± 0.00	0.22 ± 0.21	0.17 ± 0.08	0.39 ± 0.26
M4	0.89 ± 1.79	3.26 ± 5.59	54.10 ± 5.86	36.69 ± 6.91	4.94 ± 4.12	0.00 ± 0.00	0.12 ± 0.12	0.04 ± 0.04	0.16 ± 0.16
M5	0.15 ± 0.11	0.44 ± 0.47	44.69 ± 1.72	42.35 ± 1.88	9.15 ± 1.06	1.90 ± 0.42	0.75 ± 0.31	0.58 ± 0.19	1.33 ± 0.29
M6	0.30 ± 0.31	6.23 ± 1.81	59.39 ± 2.31	27.63 ± 1.97	4.39 ± 0.68	1.19 ± 0.68	0.55 ± 0.24	0.32 ± 0.27	0.87 ± 0.50
M7	N.S.	N.S.	N.S.	N.S.	N.S.	N.S.	N.S.	N.S.	N.S.
M8	0.12 ± 0.05	1.99 ± 1.84	55.08 ± 6.14	35.61 ± 6.30	4.81 ± 1.61	2.02 ± 0.28	0.22 ± 0.16	0.14 ± 0.03	0.36 ± 0.19

TABLE J-2. (Continued)

	Gravel	Very Coarse Sand	Coarse Sand	Medium Sand	Fine Sand	Very Fine Sand	Silt	Clay	Silt Plus Clay
<b>Sta 5-25</b>									
M1	N.S.	N.S.	N.S.	N.S.	N.S.	N.S.	N.S.	N.S.	N.S.
M2	1.61 ± 2.08	0.66 ± 1.02	43.99 ± 8.58	36.28 ± 3.33	17.28 ± 4.79	0.00 ± 0.00	0.07 ± 0.02	0.05 ± 0.02	0.12 ± 0.03
M3	0.48 ± 0.51	4.46 ± 1.90	45.66 ± 9.75	33.70 ± 4.10	14.35 ± 5.11	0.98 ± 1.97	0.21 ± 0.08	0.16 ± 0.09	0.37 ± 0.17
M4	0.43 ± 0.74	0.33 ± 0.81	43.42 ± 9.42	42.72 ± 6.83	12.92 ± 4.84	0.00 ± 0.00	0.12 ± 0.08	0.05 ± 0.06	0.17 ± 0.11
M5	0.24 ± 0.14	0.51 ± 0.80	38.02 ± 3.64	41.78 ± 4.68	14.60 ± 2.27	3.41 ± 0.59	0.80 ± 0.18	0.65 ± 0.18	1.45 ± 0.36
M6	0.87 ± 0.51	2.28 ± 0.48	45.41 ± 4.05	35.29 ± 2.15	13.30 ± 3.18	1.87 ± 0.91	0.56 ± 0.27	0.43 ± 0.14	0.99 ± 0.40
M7	N.S.	N.S.	N.S.	N.S.	N.S.	N.S.	N.S.	N.S.	N.S.
M8	0.32 ± 0.20	2.87 ± 1.44	42.60 ± 5.28	37.03 ± 3.34	13.48 ± 1.73	2.93 ± 1.60	0.47 ± 0.33	0.33 ± 0.13	0.80 ± 0.45
<b>Sta 5-28</b>									
M1	N.S.	N.S.	N.S.	N.S.	N.S.	N.S.	N.S.	N.S.	N.S.
M2	5.86 ± 3.79	15.29 ± 8.67	47.17 ± 6.80	27.85 ± 6.86	3.76 ± 2.37	0.00 ± 0.00	0.04 ± 0.02	0.02 ± 0.01	0.06 ± 0.03
M3	3.92 ± 1.38	8.59 ± 3.28	48.45 ± 5.82	32.81 ± 5.36	5.72 ± 2.36	0.00 ± 0.00	0.33 ± 0.20	0.17 ± 0.09	0.50 ± 0.27
M4	6.89 ± 4.00	4.73 ± 4.61	48.22 ± 6.44	36.68 ± 10.86	3.35 ± 2.07	0.00 ± 0.00	0.09 ± 0.06	0.03 ± 0.02	0.12 ± 0.07
M5	3.36 ± 2.13	3.96 ± 1.93	42.90 ± 5.93	40.24 ± 4.35	7.25 ± 1.53	1.44 ± 0.44	0.56 ± 0.36	0.35 ± 0.18	0.90 ± 0.54
M6	4.60 ± 4.64	16.50 ± 14.64	46.83 ± 12.09	27.29 ± 6.37	3.34 ± 1.06	0.90 ± 0.47	0.42 ± 0.58	0.23 ± 0.23	0.66 ± 0.80
M7	4.08 ± 1.92	13.83 ± 10.31	53.79 ± 8.44	29.44 ± 4.86	2.75 ± 0.37	0.86 ± 0.32	0.17 ± 0.28	0.08 ± 0.07	0.26 ± 0.34
M8	5.18 ± 1.99	8.59 ± 5.07	49.14 ± 4.67	30.14 ± 6.87	4.81 ± 1.43	1.70 ± 0.72	0.34 ± 0.26	0.13 ± 0.09	0.47 ± 0.35
M9	5.00 ± 3.31	6.45 ± 4.11	46.16 ± 3.49	35.08 ± 8.70	5.14 ± 1.44	1.97 ± 0.89	0.14 ± 0.07	0.08 ± 0.05	0.22 ± 0.11
M10	4.54 ± 2.25	13.15 ± 5.75	40.50 ± 3.31	32.56 ± 5.00	7.00 ± 0.86	2.10 ± 1.08	0.12 ± 0.06	0.03 ± 0.02	0.16 ± 0.07
M11	4.09 ± 1.32	13.34 ± 2.96	53.58 ± 2.98	22.77 ± 2.01	2.14 ± 0.48	1.24 ± 0.69	0.37 ± 0.21	2.49 ± 0.15	2.86 ± 0.26
M12	2.69 ± 1.10	10.77 ± 8.3	55.27 ± 5.31	24.09 ± 9.02	2.78 ± 1.56	1.37 ± 1.09	0.77 ± 0.14	2.81 ± 0.28	3.03 ± 0.26
<b>Sta 5-29</b>									
M1	N.S.	N.S.	N.S.	N.S.	N.S.	N.S.	N.S.	N.S.	N.S.
M2	3.96 ± 3.80	0.94 ± 1.04	4.94 ± 2.69	25.90 ± 5.40	49.02 ± 7.31	14.59 ± 10.24	0.44 ± 0.21	0.22 ± 0.12	0.65 ± 0.32
M3	4.40 ± 3.00	0.94 ± 1.02	5.04 ± 2.22	26.18 ± 5.10	51.47 ± 4.79	11.05 ± 1.66	0.65 ± 0.19	0.25 ± 0.06	0.90 ± 0.17
M4	5.21 ± 2.67	0.00 ± 0.00	3.46 ± 2.55	24.98 ± 2.28	53.98 ± 3.18	11.27 ± 3.69	0.81 ± 0.36	0.29 ± 0.10	1.10 ± 0.45
M5	5.23 ± 3.88	0.00 ± 0.00	1.12 ± 0.98	20.66 ± 5.98	53.57 ± 4.99	16.26 ± 1.89	2.05 ± 0.43	1.12 ± 0.20	3.17 ± 0.62
M6	6.02 ± 4.81	0.25 ± 0.28	3.41 ± 1.06	29.15 ± 2.87	47.29 ± 4.88	11.47 ± 1.02	1.56 ± 0.25	0.91 ± 0.11	2.47 ± 0.34
M7	N.S.	N.S.	N.S.	N.S.	N.S.	N.S.	N.S.	N.S.	N.S.
M8	5.06 ± 2.00	0.09 ± 0.23	3.26 ± 1.24	25.78 ± 4.46	49.23 ± 6.13	14.19 ± 2.23	1.54 ± 0.26	0.85 ± 0.06	2.39 ± 0.29

N.S. = No sample.

\* Cruise designations correspond to the following dates: M1, July 1981; M2, November 1981; M3, February 1982; M4, May 1982; M5, July 1982; M6, November 1982; M7, February 1983; M8, May 1983; M9, July 1983; M10, November 1983; M11, February 1984; M12, June 1984.



**APPENDIX K**

TABLE K-1. SALINITY (‰) AT GEORGES BANK BENTHIC MONITORING PROGRAM REGIONAL STATIONS.

Station	July 1981		November 1981		February 1982		May 1982		July 1982		November 1982	
	Surface	Bottom	Surface	Bottom	Surface	Bottom	Surface	Bottom	Surface	Bottom	Surface	Bottom
1	32.8	32.8	*	*	31.5	31.0	31.0	32.0	32.4	32.6	32.5	32.5
2	32.3	32.9	*	*	31.0	31.5	*	31.0	32.0	32.9	32.0	32.7
3	31.5	33.8	*	*	31.0	31.5	33.0	33.0	32.4	35.0	32.2	33.0
4	32.6	32.9	*	*	32.0	31.0	31.0	32.0	32.6	32.9	32.6	33.0
5-1	*	*	*	*	30.5	31.0	31.0	31.0	32.7	33.6	32.5	33.0
6	*	*	*	*	31.5	31.0	32.0	32.0	33.2	35.1	33.0	33.5
7	*	*	*	*	30.5	32.0	31.0	33.0	*	*	*	*
7A	*	*	*	*	*	*	*	*	34.0	35.3	33.1	33.7
8	32.6	35.1	*	*	31.0	32.0	32.0	34.0	33.6	35.2	33.6	34.0
9	*	*	*	*	31.0	33.0	33.0	34.0	33.5	35.5	33.3	34.2
10	33.0	32.5	*	*	31.0	31.0	31.0	32.0	32.8	32.8	32.6	32.6
11	33.1	33.0	*	*	31.0	32.0	32.0	32.0	33.8	33.7	33.1	33.4
12	33.4	*	*	*	32.0	32.0	31.0	32.0	34.7	35.1	32.8	33.5
13	33.0	34.5	*	*	31.0	31.0	31.0	31.0	33.2	34.4	32.0	33.8
13A	*	*	*	*	*	*	*	*	33.2	34.4	33.2	33.7
14	32.0	33.1	*	*	*	*	31.0	32.0	*	*	*	*
14A	*	*	*	*	*	*	*	*	31.9	33.7	32.4	32.6
15	32.7	32.8	*	*	32.0	32.0	31.0	32.0	32.4	32.3	32.2	32.6
16	32.9	32.9	*	*	32.0	32.5	32.0	34.0	34.2	35.4	*	*
17	32.4	35.2	*	*	32.0	32.5	32.0	34.0	34.0	35.3	*	*
18	32.5	34.8	*	*	32.0	32.5	32.0	33.0	34.2	35.4	*	*

K-1

TABLE K-1. (Continued)

Station	February 1983		May 1983		July 1983		November 1983		February 1984		June 1984	
	Surface	Bottom	Surface	Bottom	Surface	Bottom	Surface	Bottom	Surface	Bottom	Surface	Bottom
1	31.4	31.6	31.5	32.2	32.1	32.3	32.6	32.6	31.2	31.7	31.6	32.1
2	*	31.6	31.4	31.7	32.3	32.8	32.2	33.1	31.0	31.6	31.5	32.0
3	31.1	31.5	32.0	32.5	31.6	33.2	32.0	32.9	31.0	31.6	32.0	32.3
4	*	*	31.4	32.0	31.0	32.3	32.0	33.0	*	31.8	31.0	32.1
5-1	31.6	32.3	31.6	32.2	32.4	32.6	32.5	33.0	31.4	32.0	31.5	32.7
6	31.2	31.8	32.0	32.3	33.3	34.1	32.8	33.1	31.5	31.9	32.0	32.3
7	*	*	*	*	*	*	*	*	*	*	*	*
7A	31.4	32.1	32.3	33.4	33.1	33.9	33.1	33.4	31.8	32.0	32.1	33.2
8	32.1	32.5	32.5	33.5	33.0	34.2	33.4	34.1	32.0	32.1	32.6	33.8
9	*	*	33.2	34.1	32.9	34.5	34.1	35.2	31.2	33.2	33.0	34.0
10	31.0	31.2	31.4	32.1	31.0	31.8	32.4	32.7	31.0	31.0	31.4	32.1
11	*	*	32.2	33.0	32.1	32.1	32.5	32.7	31.0	31.5	32.0	32.0
12	*	*	31.5	32.4	32.9	32.9	32.8	33.1	32.1	32.5	32.4	32.5
13	31.5	32.2	31.9	32.4	33.1	34.0	32.1	*	31.0	31.0	31.8	32.8
13A	*	*	32.1	32.5	33.3	33.8	32.6	33.2	31.0	31.4	32.0	32.7
14	*	*	*	*	*	*	*	*	*	*	*	*
14A	*	*	31.7	32.4	*	*	*	*	*	*	*	*
15	31.7	32.4	*	*	*	*	*	*	*	*	*	*
16	32.0	32.5	32.4	33.2	32.6	33.7	33.5	34.0	32.4	32.6	33.1	33.9
17	32.2	32.5	32.2	34.6	32.2	33.4	33.5	34.2	32.4	32.9	32.6	*
18	32.5	*	32.7	34.5	32.5	34.1	*	33.9	32.6	33.0	33.1	34.2

\* No sample/data at this station.

K-2

TABLE K-2. SURFACE AND BOTTOM TEMPERATURE (°C) FROM XBT RECORDS FROM GEORGES BANK BENTHIC MONITORING PROGRAM REGIONAL STATIONS.

Station	July 1981		November 1981		February 1982		May 1982		July 1982		November 1982	
	Surface	Bottom	Surface	Bottom	Surface	Bottom	Surface	Bottom	Surface	Bottom	Surface	Bottom
1	16.7	10.4	10.2	11.0	4.1	4.3	5.1	5.0	15.6	9.5	11.4	13.7
2	16.6	7.5	*	*	4.4	4.5	5.8	5.2	16.3	6.8	10.7	10.6
3	16.6	7.2	11.1	8.4	4.0	7.2	10.7	12.5	15.8	12.4	15.0	13.0
4	13.7	9.7	11.2	10.3	3.8	3.8	6.4	6.4	15.3	9.7	*	*
5-1	*	*	11.4	15.6	4.5	5.0	6.2	5.3	*	*	12.0	11.1
6	18.7	8.7	*	*	*	*	5.6	9.7	17.6	12.5	*	*
7	*	*	11.1	10.0	4.5	12.3	5.8	11.5	*	*	*	*
7A	*	*	*	*	*	*	*	*	18.7	8.8	12.2	13.4
8	19.3	10.8	11.7	10.0	4.5	11.6	10.0	11.2	18.3	10.8	14.7	11.2
9	18.0	11.2	11.4	9.7	*	*	9.6	10.5	19.6	11.4	11.8	12.5
10	16.5	10.2	11.5	11.6	4.0	4.2	6.6	6.5	13.0	10.7	11.3	11.5
11	16.5	7.8	13.0	11.0	4.1	4.4	6.2	5.4	19.3	10.5	10.8	12.8
12	19.2	10.8	14.1	10.6	4.6	6.7	9.3	8.7	19.4	11.5	12.0	13.0
13	*	*	12.2	11.5	2.7	3.2	8.4	5.5	17.8	12.5	12.4	15.0
13A	*	*	*	*	*	*	*	*	18.8	12.3	11.8	15.0
14	16.6	5.5	10.4	6.0	*	*	16.8	16.8	*	*	*	*
14A	*	*	*	*	*	*	*	*	16.6	5.0	*	*
15	16.6	14.8	16.6	11.6	3.8	3.8	7.2	7.2	17.3	15.3	*	*
16	16.6	10.4	11.0	9.2	*	*	9.7	16.8	19.5	12.4	15.7	13.0
17	18.6	10.6	10.6	8.0	6.9	11.2	9.6	12.4	*	*	15.6	12.9
18	18.2	10.6	*	*	6.8	11.6	9.8	12.5	20.0	11.4	13.9	15.9

TABLE K-2. (Continued)

Station	February 1983		May 1983		July 1983		November 1983		February 1984		June 1984	
	Surface	Bottom	Surface	Bottom	Surface	Bottom	Surface	Bottom	Surface	Bottom	Surface	Bottom
1	*	*	11.0	8.2	11.0	10.5	11.0	11.5	4.5	5.0	8.5	8.7
2	*	*	*	*	15.0	7.0	10.5	10.3	5.5	5.5	12.0	7.5
3	*	*	8.0	10.2	15.0	8.5	10.6	10.6	5.5	8.0	9.5	7.5
4	*	*	*	*	14.0	9.0	12.0	12.0	6.0	6.0	9.5	8.0
5-1	*	*	9.0	6.5	16.0	7.5	*	*	6.0	6.2	12.5	8.5
6	*	*	9.1	10.0	16.0	9.0	11.7	10.7	6.0	7.5	12.0	8.5
7	*	*	*	*	*	*	*	*	*	*	*	*
7A	*	*	9.3	11.4	15.0	11.0	13.0	10.5	5.5	8.0	10.5	10.5
8	*	*	11.7	11.3	16.0	11.5	15.0	12.5	5.5	11.0	14.0	12.5
9	*	*	9.0	10.1	15.5	10.0	11.0	11.0	9.0	11.0	13.0	11.5
10	*	*	*	*	11.0	10.0	16.5	12.5	5.0	5.5	9.5	9.5
11	*	*	8.6	6.8	17.0	8.0	11.2	17.0	6.5	7.4	11.5	11.0
12	*	*	9.3	10.4	16.0	9.5	12.0	13.0	6.0	12.8	12.0	11.0
13	*	*	10.0	7.5	16.0	8.5	17.5	12.3	6.8	9.5	10.5	7.0
13A	*	*	10.6	7.9	22.0	8.0	10.6	10.0	6.5	9.5	12.0	10.0
14		*	*	*	*	*	*	*	*	*	*	*
14A	*	*	8.4	6.0	17.5	6.5	*	*	*	*	*	*
15	*	*	*	*	*	*	*	*	*	*	*	*
16	6.3	9.8	10.2	12.5	18.5	11.5	*	*	5.0	8.5	12.5	13.0
17	*	*	13.1	12.0	18.0	12.0	13.5	13.5	5.5	9.0	13.0	13.0
18	*	*	11.3	12.0	19.0	11.5	13.3	13.0	5.5	9.5	13.0	13.0

\* No sample/data at this station.

TABLE K-3 DISSOLVED OXYGEN (mg/l) FROM GEORGES BANK BENTHIC MONITORING PROGRAM  
REGIONAL STATIONS. DATA OBTAINED USING WINKLER TITRATION METHOD (W) OR OXYGEN  
PROBE (P).

Sta.	July 1981			November 1981			February 1982			May 1982			July 1982			November 1982		
	Rep. 1	Rep. 2	Rep. 3	Rep. 1	Rep. 2	Rep. 3	Rep. 1	Rep. 2	Rep. 3	Rep. 1	Rep. 2	Rep. 3	Rep. 1	Rep. 2	Rep. 3	Rep. 1	Rep. 2	Rep. 3
1	6.67	6.69	6.68	6.25	6.22	6.28	10.32	10.33	10.32	10.24	10.32	*	8.77	8.99	8.90	8.75	8.36	8.67
2	6.24	*	*	6.30	6.21	6.20	10.19	10.18	10.15	10.26	10.23	10.17	8.50	8.50	8.51	8.36	8.31	8.37
3	5.62	5.62	5.53	5.40	5.44	5.50	9.41	9.28	9.40	8.28	8.52	8.62	6.30	6.32	6.31	7.21	7.30	7.34
4	6.77	*	*	6.31	6.40	6.33	10.78	10.53	10.50	9.37	9.39	9.40	9.04	8.94	9.04	8.14	8.28	8.15
5-1	*	*	*	5.01	5.09	5.10	10.18	10.05	9.94	9.33	9.33	9.35	7.55	7.79	7.99	7.25	7.32	7.28
6	5.60	5.74	5.76	5.62	5.43	5.58	9.13	9.04	9.05	9.10	9.20	9.29	6.11	6.31	6.13	6.09	6.25	6.28
7	4.23	*	*	4.42	4.33	4.16	8.88	9.15	9.03	6.57	6.63	6.52	*	*	*	*	*	*
7A	*	*	*	*	*	*	*	*	*	*	*	*	5.93	5.89	6.02	6.55	6.13	6.10
8	*	*	*	4.12	3.99	4.00	9.14	9.00	9.04	6.65	6.72	6.63	6.36	6.35	6.36	6.57	6.23	6.33
9	6.22	6.19	6.35	5.80	5.17	5.25	7.78	7.78	7.78	7.33	7.37	7.44	5.77	5.59	5.72	5.71	5.87	5.80
10	5.24	5.79	5.23	5.94	6.42	6.10	10.54	10.38	10.40	9.40	9.27	9.20	8.87	9.20	9.25	8.40	8.24	8.26
11	5.36	*	*	5.51	5.53	5.62	10.40	10.39	10.10	9.06	9.00	9.00	7.79	7.78	7.82	6.43	6.65	6.57
12	4.84	4.53	4.82	4.64	4.92	4.77	8.96	8.96	8.89	8.39	8.37	8.45	6.19	6.50	6.44	7.37	7.48	7.36
13	4.70	*	*	4.65	4.62	4.66	10.49	10.54	10.53	9.65	9.60	9.53	6.77	6.71	6.73	6.51	6.60	6.47
13A	*	*	*	*	*	*	*	*	*	*	*	*	6.92	6.11	6.11	6.32	6.36	6.31
14	6.55	6.23	6.25	5.44	5.47	5.42	*	*	*	9.09	9.39	9.19	*	*	*	*	*	*
14A	*	*	*	*	*	*	*	*	*	*	*	*	6.77	6.40	6.68	8.45	8.33	8.72
15	6.19	*	*	6.34	6.29	6.32	11.51	11.25	11.10	10.87	10.82	10.80	8.33	8.43	8.31	8.73	8.70	8.88
16	4.58	*	*	4.96	4.96	4.98	6.80	6.90	7.40	6.77	6.67	6.72	6.12	6.01	6.13	5.69	5.75	5.71
17	3.86	3.73	3.73	4.41	4.40	*	7.96	8.11	8.13	6.67	6.70	6.68	6.12	6.15	6.06	5.72	5.68	5.77
18	4.66	4.60	4.65	4.12	4.29	4.19	6.83	6.57	7.30	6.68	6.83	6.83	5.55	5.56	5.61	5.57	5.65	5.66

TABLE K-3 (Continued)

Sta.		February 1983			May 1983			July 1983			November 1983			February 1984			July 1984		
		Rep.1	Rep.2	Rep.3	Rep.1	Rep.2	Rep.3	Rep.1	Rep.2	Rep.3	Rep.1	Rep.2	Rep.3	Rep.1	Rep.2	Rep.3	Rep.1	Rep.2	Rep.3
1	W	10.54	9.61	9.70	9.66	9.89	9.89	9.58	7.53	9.64	8.33	8.40	8.27	10.10	9.94	10.12	9.79	9.81	9.75
	P	8.37	7.91	8.00	9.06	9.02	9.02	6.10	6.07	6.02									
2	W	9.20	9.33	9.33	9.85	9.94	9.82	8.53	8.49	8.50	7.62	7.59	7.61	9.56	9.51	9.55	9.52	9.44	9.45
	P	8.19	8.08	8.04	8.77	8.73	9.72	7.63	7.60	7.58									
3	W	8.08	8.02	8.20	8.64	8.51	8.82	7.57	7.82	7.76	7.18	7.17	7.24	8.22	7.95	8.08	8.56	8.50	8.59
	P	7.23	7.00	6.95	8.04	8.01	7.97	6.85	6.86	6.94									
4	W	*	*	*	11.08	9.40	9.35	9.31	9.20	9.14	8.19	8.49	8.49	10.14	10.12	9.60	9.66	9.68	10.18
	P	*	*	*	8.57	8.46	8.25	5.62	5.62	5.62									
5-1	W	9.30	9.27	9.38	8.85	8.96	9.07	8.41	8.67	8.73	7.78	7.91	7.96	9.55	9.30	9.20	9.40	9.38	9.45
	P	8.39	8.35	8.33	8.42	8.24	8.33	5.30	5.34	5.31									
6	W	7.91	7.98	8.01	7.33	7.83	7.84	7.87	7.91	7.12	7.44	7.39	7.39	8.71	8.65	8.61	8.88	8.85	8.82
	P	7.25	7.20	7.25	7.43	7.36	7.36	7.60	7.62	7.60									
7	W	*	*	*	*	*	*	*	*	*	*	*	*	*	*	*	*	*	*
	P	*	*	*	*	*	*	*	*	*	*	*	*	*	*	*	*	*	*
7A	W	6.06	6.27	6.22	6.25	6.29	6.02	6.31	6.48	6.60	5.85	6.05	5.91	6.16	6.45	6.19	6.92	6.95	7.04
	P	5.95	5.94	5.78	5.96	5.90	5.86	6.10	6.24	6.23									
8	W	7.40	7.21	7.23	5.87	6.00	6.05	5.07	5.10	5.12	5.76	5.77	5.85	6.43	6.48	6.38	6.22	6.10	6.20
	P	6.24	6.28	6.21	5.61	5.86	5.75	5.69	5.81	5.84									
9	W	*	*	*	6.83	6.84	6.74	*	*	*	7.10	7.27	7.27	6.34	6.23	6.10	6.80	6.73	6.80
	P	*	*	*	6.23	6.18	6.13	4.26	4.29	4.26									
10	W	10.00	9.81	10.35	9.56	9.53	9.79	9.78	9.32	9.71	8.48	8.56	8.50	9.83	9.80	9.77	9.55	9.57	9.55
	P	8.26	8.30	8.21	6.13	6.12	6.07	8.14	8.14	8.27									
11	W	*	*	*	9.25	9.22	9.33	7.71	7.93	*	7.24	7.22	7.29	9.21	9.38	9.45	9.23	9.03	9.08
	P	*	*	*	8.08	8.04	8.00	7.41	7.34	7.27									
12	W	*	*	*	8.15	8.38	8.24	2.22	1.99	1.86	6.48	6.58	6.17	7.39	7.24	7.18	7.26	7.18	7.29
	P	*	*	*	5.40	5.34	5.32	4.75	4.74	4.73									

K-6

TABLE K-3 (Continued)

Sta.		February 1983			May 1983			July 1983			November 1983			February 1984			June 1984		
		Rep. 1	Rep. 2	Rep. 3	Rep. 1	Rep. 2	Rep. 3	Rep. 1	Rep. 2	Rep. 3	Rep. 1	Rep. 2	Rep. 3	Rep. 1	Rep. 2	Rep. 3	Rep. 1	Rep. 2	Rep. 3
13	W	9.90	10.09	9.90	9.28	9.29	8.95	*	*	*	6.94	6.96	6.98	8.37	8.52	8.22	8.67	8.64	8.68
	P	8.63	8.57	8.78	8.18	8.12	8.07	5.25	5.22	5.23									
13A	W	*	*	*	9.00	8.57	8.40	*	*	*	4.3	7.02	7.24	9.10	9.0	9.23	8.84	8.76	8.77
	P	*	*	*	5.42	5.45	5.39	6.93	7.11	7.13									
14	W	*	*	*	*	*	*	*	*	*	*	*	*	*	*	*	*	*	*
	P	*	*	*	*	*	*	*	*	*	*	*	*	*	*	*	*	*	*
14A	W	6.49	6.74	6.47	8.52	8.37	8.20	7.76	7.64	7.79	*	*	*	*	*	*	*	*	*
	P	5.97	5.67	5.98	9.00	9.08	9.04	6.99	7.00	6.84									
15	W	9.65	9.70	9.70	9.13	9.09	9.19	*	*	*	*	*	*	*	*	*	*	*	*
	P	8.77	8.21	8.39	8.86	8.84	8.84	*	*	*									
16	W	6.95	6.99	7.03	6.35	6.40	6.52	6.48	6.42	6.47	5.71	5.99	5.73	7.68	7.47	7.26	7.00	6.90	6.89
	P	6.37	6.37	6.38	6.12	6.00	6.17	5.91	5.96	5.97									
17	W	7.76	7.81	6.72	5.46	5.56	5.55	6.40	6.30	6.30	6.05	5.73	5.78	8.16	8.23	7.98	6.75	6.83	6.85
	P	6.17	6.16	6.18	6.18	6.00	5.97	6.26	6.30	6.33									
18	W	*	*	*	6.33	6.35	6.46	6.50	6.33	6.14	5.56	5.46	5.44						
	P	*	*	*	6.69	6.37	6.54	5.76	5.70	5.81	5.18	4.96	4.97	7.78	7.45	7.61	7.10	7.07	7.08

\* No sample/data for these replicates.