

Weed Management for Master Gardeners

Jeff Schalau, Agent ANR
University of Arizona Cooperative Extension, Yavapai
County
3/24/14



1

What is a weed?

- A plant without a positive role
- A plant out of place
- A plant that interferes with management objectives
- Usually a non-native plant



What is an invasive weed?

- A plant that adversely affect the habitats they invade economically, environmentally, and/or ecologically

What is a noxious weed?

- An invasive weed that has been designated by law or regulation because of above listed factors



2

Overview of Weed Management

- Life Cycles
- Identification
- Non-Chemical Weed Management
- Herbicides
- Weed IPM Examples



3

Life Cycles

- **Annuals weeds** complete their life cycle (seed to seed) within one growing season or one calendar year
- **Biennial weeds** complete their life cycle over two growing seasons
- **Perennial weeds** continue to regrow over a few seasons to many seasons
- **Creeping perennial** have vegetative structures (stolons or rhizomes) that permit them to reproduce asexually



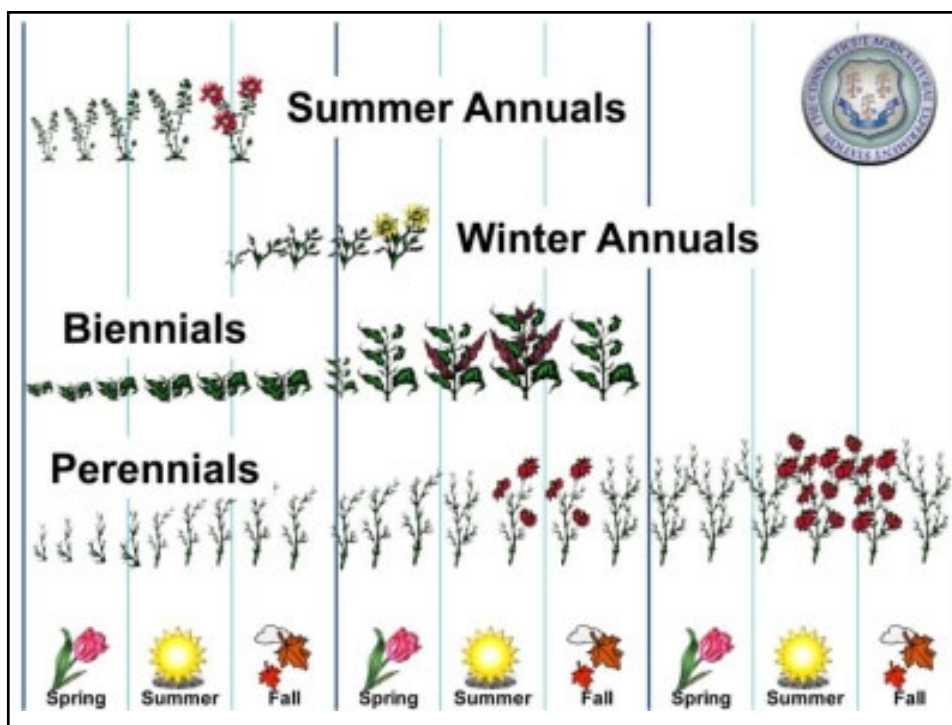
4

Life Cycles (cont.)

- **Woody perennials** are perennial weeds that grow into a tree or shrub
- **Cool Season** weeds germinate/grow in the fall through early spring (October to March), when soil temperature and moisture are favorable (may be annual, biennial, or perennial)
- **Warm Season** weeds germinate as temperatures rise in the spring (April to May) through summer, whenever soil moisture is adequate



5



6

Purslane, (*Portulaca oleracea*), annual, warm.



7

Filaree, (*Erodium cicutarium*), annual, cool.



8

**London rocket, (*Sisymbrium irio*),
annual, cool.**




9

**Sowthistle, (*Sonchus oleraceus*),
annual, warm.**




10

Common Weeds: Annual brome grasses, (*Bromus* sp.), annual, cool.



11

Prickly lettuce, (*Lactuca serriola*), annual, cool.



12

Hare barley, (*Hordeum murinum* ssp. *leporinum*), annual, cool.



13

Puncturevine, (*Tribulus terrestris*), annual, warm.



14

**Field sandbur, (*Cenchrus echinatus*),
annual, warm.**



15

**Scotch thistle (*Onopordum acanthium*),
biennial, cool.**




16

Diffuse knapweed (*Centaurea diffusa*),
biennial/perennial, cool.




17

Bermudagrass (*Cynodon dactylon*),
perennial, warm.



18

**Johnsongrass (*Sorghum halapense*),
perennial, warm.**



19

**Field Bindweed (*Convolvulus arvensis*),
perennial, warm.**




20

Silverleaf nightshade (*Solanum elaeagnifolium*), perennial, warm.



21

Salt cedar (*Tamarix parviflora*), woody perennial.



22

**Russian olive (*Elaeagnus angustifolia*),
woody perennial.**



23

**Tree of heaven (*Ailanthus altissima*),
woody perennial.**



24

Siberian elm (*Ulmus pumila*), woody perennial.



25

Giant Reed (*Arundo donax*), large perennial grass.



26

Non-Chemical Weed Management

- Prevention (be aware of weed propagules)
- Competition/restoration/planting density
- Solarization
- Mulching
- Mechanical control (pulling, mowing, etc.)
- Biological control (grazing/herbivory/fungi/bact)

“a year of seeds means a decade of weeds”



27

NCWM: Prevention

- Clean equipment before going to a site
- Be suspicious of horse manure, imported soil, other materials or objects
- Buy certified weed-free seed
- Minimize unnecessary disturbance
- Learn to recognize weed seedlings
- Early detection and removal



28

NCWM: Competition

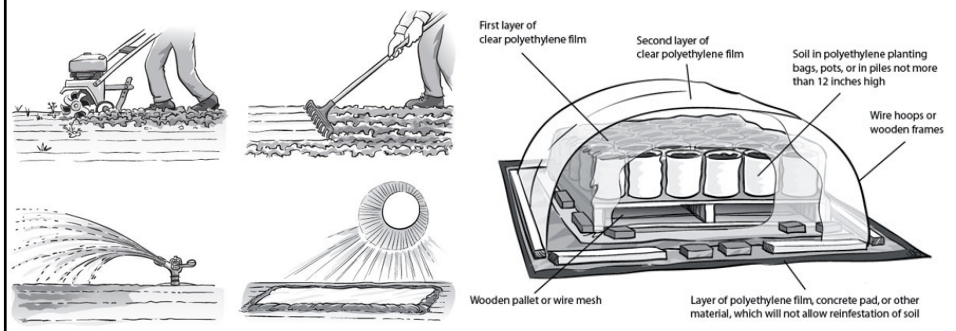
- Mow lawns taller (deeper roots more canopy)
- Plant densely to crowd out weeds
- Restore disturbed areas with desirable plants
- Think about warm and cool season competitors



29

NCWM: Solarization

- Clear plastic placed above irrigated soil and sealed at edges
- Allow to solarize



30

NCWM: Mulching

Mulches work well for annual weeds

- Inorganic mulches (gravel, rubber, brick chips)
- Synthetic mulches (black plastic, geotextiles, landscape fabric)
- Organic mulches (bark, chips, straw) are preferable to inorganic and synthetic mulches



31

NCWM: Mechanical

- Hand pulling/cultivation (sparse populations)
 - “water, wait, then cultivate”
- Mowing (favors grasses)
- Burning (broadleaf annuals)
- Disking (don’t go deeper than necessary)
- String trimmer (best on annual broad leaves)



32

NCWM: Biological

- Usually most effective where weeds are well established
- Will never completely eradicate a weed
- Grazing, insects, fungi, bacteria, and other living organisms having an affinity for the weed



33

Herbicides

Should be used in combination with as many other appropriate weed management practices as possible

- Preemergent
- Postemergent
 - Systemic
 - Selective
 - Nonselective
 - Contact
- Soil Sterilants



34

Herbicides: Preemergent

Used to prevent annual weed seeds from germinating in established landscape areas

- Many types – some are selective
- Some sold in combinations
- Check the label to determine which ornamental species the material can safely be used around and which species of weeds are controlled



35

Herbicides: Postemergent

Postemergent herbicides can be used to control established weeds

- Systemic formulations
 - go into plant and translocate to roots
 - Nonselective – kills all plants
 - Selective
 - Broadleaf (Weed B Gon, 2,4-D)
 - Grass Killers (clethodim and fluazifop)
- Contact – for annuals only – kills leaves only
 - Glufosinate and diquat
 - Some are considered “least toxic” – pelargonic acid, clove oil, acetic acid (for small annuals)



36

Herbicides: Soil Sterilants

Used to prevent plant growth in industrial and commercial areas – not appropriate for home use

- When used in landscapes, these products often kill or injure desirable landscape plants



37

Herbicides: Killing Woody Plants

- Digging up root system
- Stump grinding
- Black plastic
- Cut Stump Treatment with glyphosate or triclopyr – see publication AZ1401 – *Cut Stump Application of Herbicides to Manage Woody Vegetation*,

(<http://cals.arizona.edu/pubs/garden/az1401.pdf>)



38

Herbicides: Timing

Preemergent

- Late summer for cool season annual weeds
- Late winter for warm season annual weeds

Systemic

- Plant must be actively growing for glyphosate to be effective – summer

Cut Stump

- Fall is usually when woody plants are moving stored materials into the root system – this is a good time to treat unwanted woody plants



39

Recognizing Herbicide Injury

Herbicide injury symptoms vary according to plant species and the herbicide and can include the following:

- yellowing (chlorosis)
- bleaching
- root stunting
- distorted growth
- death of leaves

It takes time for herbicide residues to completely degrade.



40

Additional Resources

- University of California IPM Weeds (for home)
(<http://www.ipm.ucdavis.edu/PMG/menu.weeds.html>)
- Utah State Extension Weed Control (for small farm)
(<http://extension.usu.edu/smac/htm/weed/>)
- Montana State University Cropweed Management (for small farm)
(<http://www.ipm.montana.edu/CropWeeds/Index.htm>)

