

Changes from AACR2 to RDA

Presented at the Oregon Library
Association Conference, Salem
April 6, 2011

by

Adam L. Schiff

Principal Cataloger

University of Washington Libraries

aschiff@uw.edu

View and download the PPT file
and a PDF version with my notes
at Northwest Central and also at:
[http://faculty.washington.edu/
aschiff/](http://faculty.washington.edu/aschiff/)

This presentation was originally prepared for a pre-conference session of the 2010 BC Library Conference, in Penticton, British Columbia, April 22, 2010. Judith Kuhagen of the Policy and Standards Division of the Library of Congress reviewed a draft of it, made suggestions for improving it, and clarified a number of misunderstandings that I had. She also allowed me to use a few slides that were prepared for training U.S. RDA Test participants on how to record publisher, distributor, and manufacturer data.

List of changes to AACR2 instructions
available on the JSC website:

<http://www.rda-jsc.org/docs/5sec7rev.pdf>

MARC 21 changes for RDA

<http://www.loc.gov/marc/RDAinMARC29.html>

OCLC Technical Bulletin 258

[http://www.oclc.org/support/documentation/
Worldcat/tb/258/default.htm](http://www.oclc.org/support/documentation/Worldcat/tb/258/default.htm)

OLA Conference 2011

I worked from the list of changes compiled by the JSC and posted on its website. *Note:* this is not necessarily a complete list - just those identified during the RDA development process.

This presentation does not cover all of the changes from AACR2 to RDA, nor does it include most of the new instructions unique to RDA, nor many of the new MARC 21 bibliographic and authority format additions and changes made for RDA. I've selected the changes from AACR2 to RDA that I thought would be of most interest to a general audience.

For a list of MARC 21 changes for RDA, see:

<http://www.loc.gov/marc/RDAinMARC29.html> and see the lists of changes as announced in the MARC 21 updates: <http://www.loc.gov/marc/marcginf.html#naa>

OCLC Technical Bulletin 258 lists all of the MARC changes OCLC implemented in May 2010: <http://www.oclc.org/support/documentation/worldcat/tb/258/default.htm>

DESCRIPTION

Identifying RDA Records

In MARC 21 bibliographic records:

- 040 subfield \$e with value *rda*
- Leader/18 (Descriptive Cataloging Form) coded *i* if ISBD punctuation is included or *#* (blank) if ISBD punctuation is not followed or *c* if ISBD punctuation followed except that ISBD punctuation is *not* present at the end of a subfield. [Code *a* is used for AACR2 records].

OLA Conference 2011

18 - Descriptive cataloging form One-character alphanumeric code that indicates characteristics of the descriptive data in the record through reference to cataloging norms. Subfield \$e (Description conventions) of field 040 (Cataloging Source) also contains information on the cataloging conventions used.

- Non-ISBD Descriptive portion of the record does not follow *International Standard Bibliographic Description* (ISBD) cataloging and punctuation provisions.

a - AACR 2 Descriptive portion of the record is formulated according to the description and punctuation provisions as incorporated into the *Anglo-American Cataloguing Rules*, 2nd Edition (AACR2) and its manuals.

c - ISBD punctuation omitted Descriptive portion of the record contains the punctuation provisions of ISBD, except ISBD punctuation is *not* present at the end of a subfield.

i - ISBD punctuation included Descriptive portion of the record contains the punctuation provisions of ISBD.

u - Unknown Institution receiving or sending data in Leader/18 cannot adequately determine the appropriate descriptive cataloging form used in the record. May be used in records converted from another metadata format.

MARC Tags (Library of Congress Online Catalog) - Session timeout in 4:49 - Mozilla Firefox

File Edit View History Bookmarks Tools Help

MARC Tags (Library of Cong... >> Go to Library of Congress Authorities

The Library of Congress

LIBRARY OF CONGRESS ONLINE CATALOG

[Help](#)
[New Search](#)
[Search History](#)
[Headings List](#)
[Titles List](#)
[Request as Item](#)
[Account Info](#)
[Start Over](#)

DATABASE: Library of Congress Online Catalog
 YOU SEARCHED: Number Search (LCCN-ISBN-ISSN) = 2010922640
 SEARCH RESULTS: Displaying 1 of 1.

< Previous Next >

[Brief Record](#)
[Subjects/Content](#)
[Full Record](#)
[MARC Tags](#)

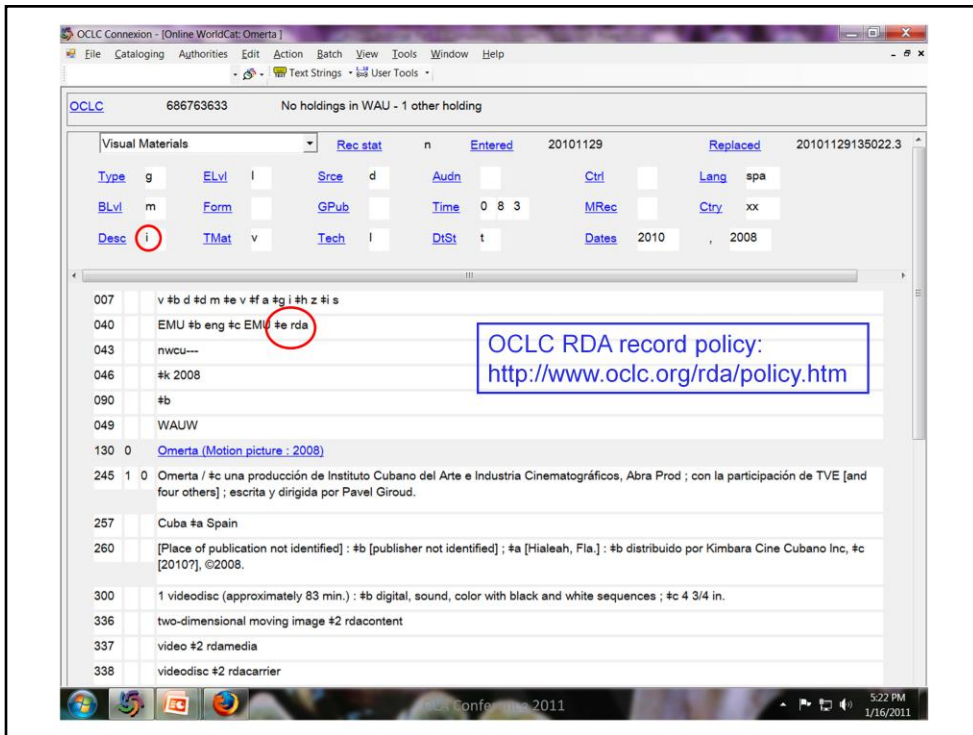
Sounds of murder : a Pamela Barnes acoustic mystery / by Patricia Rockwell.

LC Control No.: 2010922640
 LCCN Permalink: <http://lccn.loc.gov/2010922640>

000 00914cam a2200265 1 400
 001 16092633
 005 20101129150944.0
 008 100216i20102010lu 000 1 eng
 906 __ \$a 7 \$b cbc \$c orignew \$d 2 \$e epcn \$f 20 \$g y-gencatg
 925 0 __ \$a acquire \$b 2 shelf copies \$x policy default
 955 __ \$a pc22 2010-02-16 \$i rg04 2010-11-29 (2 copies) to BCCD
 010 __ \$a 2010922640
 020 __ \$a 9780984479504 (pbk.)
 040 __ \$a DLC \$b eng \$c DLC \$e rda
 042 __ \$a pcc
 050 00 \$a PS3618.O35448 \$b S67 2010
 082 00 \$a 813/.6 \$2 22
 100 1 __ \$a Rockwell, Patricia Ann.
 245 10 \$a Sounds of murder : \$b a Pamela Barnes acoustic mystery / \$c by Patricia Rockwell.
 260 __ \$a [Aurora, Illinois] : \$b Cozy Cat Press, \$c [2010], ©2010.
 300 __ \$a 204 pages ; \$c 23 cm
 650 0 \$a Murder \$x Investigation \$v Fiction.
 650 0 \$a Forensic acoustics \$v Fiction.
 650 0 \$a College teachers \$v Fiction.
 655 7 \$a Mystery fiction. \$2 gsafd

CALL NUMBER: PS3618.O35448.S67.2010
 Copy 2

OLA Conference 2011 4:54 PM 1/16/2011



OCLC has a webpage describing its policies for creating original RDA records and for upgrading or converting records to RDA: <http://www.oclc.org/rda/policy.htm> These protocols apply until the evaluation of the RDA test is released.

Each adjacent data element that requires square brackets is enclosed in its own set of square brackets

AACR2 1.0C1

RDA D.1.2.1

260 \$a [Beltsville, Md.? : \$b
Agricultural Research
Service, \$c 1997]

260 \$a [Beltsville, Maryland?]
: \$b [Agricultural Research
Service], \$c [1997]

260 \$a [S.l. : \$b s.n.], \$c 1966.

260 \$a [Place of publication
not identified] : \$b [publisher
not identified], \$c 1966.

OLA Conference 2011

Note: this is not a change initiated by RDA; appendix D reflects a change in ISBD as of the consolidated edition.

When an element ends with an abbreviation followed by a full stop or ends with the mark of omission and the punctuation following that element either is or begins with a full stop, include the full stop that constitutes or begins the prescribed punctuation.

AACR2 1.0C1

250 \$a 3rd ed.
260 \$a Vancouver : \$b UBC
Press, \$c c2005.

RDA D.1.2.1

250 \$a 3rd ed..
260 \$a Vancouver : \$b UBC
Press, \$c [2005], ©2005.

*Note: This example assumes
that the edition statement
appeared on the prescribed
source as "3rd ed."*

OLA Conference 2011

Note: this is not a change initiated by RDA; appendix D reflects a change in ISBD as of the consolidated edition.

Inaccuracies – Monographs

AACR2 1.0F

245 10 \$a Micromagnetic [sic]
study of magnetoelastic
materials / \$c Yunfei Ma.

246 3_ \$a Micromagnetic
study of magnetoelastic
materials

RDA 1.7.9, 2.3.1.4

245 10 \$a Micromagnetic
study of magnetoelastic
materials / \$c Yunfei Ma.

246 1_ \$i Title should read: \$a
Micromagnetic study of
magnetoelastic materials

OLA Conference 2011

In AACR2 inaccuracies are transcribed followed either by *[sic]* or by *i.e.* and the correction within square brackets. Supply a missing letter or letters in square brackets.

In RDA, inaccuracies are transcribed as they appear on the source of information. If necessary, a note may be made correcting the inaccuracy, and the title as corrected may be recorded as a variant title if it is considered important for access. When transcribing the title proper of a serial or integrating resource, correct obvious typographic errors, and make a note giving the title as it appears on the source of information. In case of doubt about whether the spelling of a word is incorrect, transcribe the spelling as found. Record the title as it appears on the source of information as a variant title if it is considered to be important for access.

Transcription of Marks of Punctuation

AACR2 1.1B1

245 00 \$a If elected-- : \$b
presidential campaigns from
Lincoln to Ford, as reported
by the New York times / \$c
edited by Arleen Keylin and
Eve Nelson.

RDA 1.7.3

245 00 \$a If **elected...** : \$b
presidential campaigns from
Lincoln to Ford, as reported
by the New York times / \$c
edited by Arleen Keylin and
Eve Nelson.

*Title appears on chief source
as: If elected...*

OLA Conference 2011

AACR2 1.1B1. If the title proper as given in the chief source of information includes the punctuation marks ... or [], replace them by – and (), respectively.

RDA 1.7.3. Transcribe punctuation as it appears on the source, omitting punctuation on the source that separates data to be recorded as one element from data to be recorded as a different element, or as a second or subsequent instance of an element.

Title Proper – Serials

AACR2 12.1B7

245 10 \$a Proceedings of the
... Annual Symposium on
Sea Turtle Biology and
Conservation.

245 14 \$a The annual report of
Governor ...

245 10 \$a Annual report /
Pacific Salmon Commission.
not ... Annual report

RDA 2.3.1.4

245 10 \$a Proceedings of the
... Annual Symposium on
Sea Turtle Biology and
Conservation.

245 14 \$a The annual report of
Governor ...

245 10 \$a ... Annual report /
Pacific Salmon Commission.

OLA Conference 2011

12.1B7. For serials, if the title includes a date, name, number, etc., that varies from issue to issue, omit this date, name, number, etc., and replace it by the mark of omission, **unless it occurs at the beginning of the title, in which case do not give the mark of omission.**

Report on the ... Conference on Development Objectives and Strategy
Supply estimates for the year ending ...

Frommer's Washington, D.C. on \$... a day

(Title appears as: Frommer's Washington, D.C. on \$35 a day)

The annual report of Governor ...

(Title appears as: The annual report of Governor Rhodes. The name of the governor changes with each specific term of office)

Annual report *not* ... Annual report

2.3.1.4 **Date, name, number, etc., that varies from issue to issue.** If a title of a serial includes a date, name, number, etc., that varies from issue to issue, omit this date, name, number, etc. Use a mark of omission (...) to indicate such an omission.

In the first two examples, there is no difference between AACR2 and RDA. The third example illustrates the difference when a date, name, number, etc., occurs at the beginning of a serial title. The exception in AACR2 12.1B7 is not in RDA.

Three New MARC Fields Replace the GMD (245 \$h)

336 - Content Type (RDA 6.9)

The form of communication through which a work is expressed. *Examples: performed music; text; two-dimensional moving image*

337 - Media Type (RDA 3.2)

The general type of intermediation device required to view, play, run, etc., the content of a resource. *Examples: audio; computer; microform; unmediated; video*

338 - Carrier Type (RDA 3.3)

The format of the storage medium and housing of a carrier. *Examples: audio disc; online resource; microfiche; videocassette; volume*

For each of these three new fields, there are closed vocabularies in RDA developed with the ONIX publishing community. Codes for each term can be used instead of or in addition to the term. Libraries do not have to use those specific terms in their OPACs: they can display them with their own replacement terms or with icons; or, they can use them only for filtering or limiting searches in conjunction with info in the Leader and controlled fields.

RDA 3.2. Media type (MARC tag 337) is a categorization reflecting the general type of intermediation device required to view, play, run, etc., the content of a resource. Values in RDA: *audio; computer; microform; microscopic; projected; stereographic; unmediated; video; other; unspecified*. Each value also has a MARC code established for it that can be used in 337 \$b.

RDA 3.3. Carrier type (MARC tag 338) is a categorization reflecting the format of the storage medium and housing of a carrier in combination with the type of intermediation device required to view, play, run, etc., the content of a resource. Each value also has a MARC code established for it that can be used in 338 \$b.

Audio carriers: audio cartridge; audio cylinder; audio disc; audio roll; audiocassette; audiotape reel; sound-track reel
Computer carriers: computer card; computer chip cartridge; computer disc; computer disc cartridge; computer tape cartridge; computer tape cassette; computer tape reel; online resource

Microform carriers: aperture card; microfiche; microfiche cassette; microfilm cartridge; microfilm cassette; microfilm reel; microfilm roll; microfilm slip; microopaque

Microscopic carriers: microscope slide

Projected image carriers: film cartridge; film cassette; film reel; film roll; filmstrip; filmstrip cartridge; overhead transparency; slide

Stereographic carriers: stereograph card; stereograph disc

Unmediated carriers: card; flipchart; object; roll; sheet; volume

Video carriers: video cartridge; videocassette; videodisc; videotape reel

Other values established: other; unspecified

RDA 6.9. Content type (MARC tag 336) is a categorization reflecting the fundamental form of communication in which the content is expressed and the human sense through which it is intended to be perceived. For content expressed in the form of an image or images, content type also reflects the number of spatial dimensions in which the content is intended to be perceived and the perceived presence or absence of movement. Values: *cartographic dataset; cartographic image; cartographic moving image; cartographic tactile image; cartographic tactile three-dimensional form; cartographic three-dimensional form; computer dataset; computer program; notated movement; notated music; performed music; sounds; spoken word; still image; tactile image; tactile notated music; tactile text; tactile three-dimensional form; text; three-dimensional form; three-dimensional moving image; other; unspecified*. Each value also has a MARC code established for it that can be used in 336 \$b.

General Material Designation

AACR2 1.1C

245 00 \$a The sweet hereafter
\$h [videorecording] / \$c
Alliance Communications
presents an Ego Film Arts
production ; a film by Atom
Egoyan ; screenplay by
Atom Egoyan ; produced by
Camelia Frieberg and Atom
Egoyan ; directed by Atom
Egoyan.

RDA 3.2, 3.3, 6.9

245 00 \$a The sweet hereafter / \$c
Alliance Communications
presents an Ego Film Arts
production ; a film by Atom
Egoyan ; screenplay by Atom
Egoyan ; produced by Camelia
Frieberg and Atom Egoyan ;
directed by Atom Egoyan.

336 \$a two-dimensional moving
image \$b tdi \$2 rdacontent

337 \$a video \$b v \$2 rdamedia

338 \$a videodisc \$b vd \$2
rdacarrier

OLA Conference 2011

The GMD has been replaced in RDA by Media type (3.2), Carrier type (3.3), and Content type (6.9).

3.2. Media type (MARC tag 337) is a categorization reflecting the general type of intermediation device required to view, play, run, etc., the content of a resource. Values in RDA: audio; computer; microform; microscopic; projected; stereographic; unmediated; video; other; unspecified. Each value also has a MARC code established for it that can be used in 337 \$b.

3.3. Carrier type (MARC tag 338) is a categorization reflecting the format of the storage medium and housing of a carrier in combination with the type of intermediation device required to view, play, run, etc., the content of a resource. Each value also has a MARC code established for it that can be used in 338 \$b.

Audio carriers: audio cartridge; audio cylinder; audio disc; audio roll; audiocassette; audiotape reel; sound-track reel

Computer carriers: computer card; computer chip cartridge; computer disc; computer disc cartridge; computer tape cartridge; computer tape cassette; computer tape reel; online resource

Microform carriers: aperture card; microfiche; microfiche cassette; microfilm cartridge; microfilm cassette; microfilm reel; microfilm roll; microfilm slip; microopaque

Microscopic carriers: microscope slide

Projected image carriers: film cartridge; film cassette; film reel; film roll; filmstrip; filmstrip cartridge; overhead transparency; slide

Stereographic carriers: stereograph card; stereograph disc

Unmediated carriers: card; flipchart; object; roll; sheet; volume

Video carriers: video cartridge; videocassette; videodisc; videotape reel

Other values established: other; unspecified

6.9. Content type (MARC tag 336) is a categorization reflecting the fundamental form of communication in which the content is expressed and the human sense through which it is intended to be perceived. For content expressed in the form of an image or images, content type also reflects the number of spatial dimensions in which the content is intended to be perceived and the perceived presence or absence of movement. Values: cartographic dataset; cartographic image; cartographic moving image; cartographic tactile image; cartographic tactile three-dimensional form; cartographic three-dimensional form; computer dataset; computer program; notated movement; notated music; performed music; sounds; spoken word; still image; tactile image; tactile notated music; tactile text; tactile three-dimensional form; text; three-dimensional form; three-dimensional moving image; two-dimensional moving image; other; unspecified. Each value also has a MARC code established for it that can be used in 336 \$b.

Note: the source codes for these fields were changed from marccontent, marcmedia, and marccarrier were changed to rdacontent, rdamedia, and rdacarrier in June 2010 (see MARC Technical Notice (June 18, 2010)).

Parallel Titles

AACR2 1.1D

245 10 \$a Modern English-Lao,
Lao-English dictionary / \$c
by Bounmy Soukbandith.

246 1_ \$i Parallel title on
cover: \$a Vatchanānukom
samai mai 'Angkit-Lāo, Lāo-
'Angkit

RDA 2.3.3

245 10 \$a Modern English-Lao,
Lao-English dictionary = \$b
Vatchanānukom samai mai
'Angkit-Lāo, Lāo-'Angkit / \$c
by Bounmy Soukbandith.

246 31 \$a Vatchanānukom
samai mai 'Angkit-Lāo, Lāo-
'Angkit

OLA Conference 2011

AACR2 1.1D1. Transcribe parallel titles in the order indicated by their sequence on, or by the layout of, the chief source of information. RDA 2.3.3.1 defines parallel title as the title proper in another language and/or script, but there is no restriction on sources for this information. 2.3.3.2 says to take parallel titles from any source within the resource.

Parallel Titles

AACR2 1.1D

245 10 \$a International
meteorological vocabulary =
\$b Vocabulaire
météorologique international.

246 31 \$a Vocabulaire
météorologique international

546 \$a Text in English, French,
Russian, and Spanish.

*Note: Second-level description.
Title page has title in English,
French, Russian, and Spanish.*

RDA 2.3.3

245 10 \$a International
meteorological vocabulary =
\$b Vocabulaire
météorologique international
= **Mezhdunarodnyĭ
meteorologicheskii slovar' =
Vocabulario meteorológico
internacional.**

246 31 \$a Vocabulaire
météorologique international

**246 31 \$a Mezhdunarodnyĭ
meteorologicheskii slovar'**

**246 31 \$a Vocabulario
meteorológico internacional**

OLA Conference 2011

AACR2 1.1D2 gives instructions on how many parallel titles to record, and which ones. In preparing a second-level description (see 1.0D2), give the first parallel title. Give any subsequent parallel title that is in English.

RDA doesn't have the concept of first-level, second-level, and third-level of description.

Other Title Information – Continuing Resources

AACR2 12.1E1

Transcribe other title information as instructed in 1.1E if considered to be important.

Always transcribe other title information if it falls within these two categories:

- a) acronym or initialism of the title appears in the chief source of information with the full form of the title
- b) statement of responsibility or the name of a publisher, distributor, etc., is an integral part of the other title information

RDA 2.3.4.3

Record other title information appearing on the same source of information as the title proper applying the basic instructions on recording titles given under 2.3.1.

Note: Other Title Information is *not* a core element in RDA. For the RDA test, it was made a core element for LC.

AACR2 12.1E1 specifies that other title information is only recorded for continuing resources if it is considered to be important. It lists three categories where it is always considered important. RDA does not have this limitation, although in RDA other title information is not a core element.

12.1E1. Transcribe other title information as instructed in 1.1E if considered to be important.

Always transcribe or supply other title information if it falls within one of the categories below.

- a) If an acronym or initialism of the title appears in the chief source of information with the full form of the title, transcribe the acronym or initialism as other title information.
- b) If a statement of responsibility or the name of a publisher, distributor, etc., is an integral part of the other title information, transcribe it as such (see 1.1E4).
- c) If the title proper consists solely of the name of a corporate body, conference, etc., supply a brief addition in the language of the title proper as other title information to explain the title (see 1.1E6).

2.3.4.3 Record other title information appearing on the same source of information as the title proper applying the basic instructions on recording titles given under 2.3.1.

LCPS for 2.3.4.3: CORE ELEMENT FOR LC

Supplied Other Title Information

AACR2 1.1E6

245 10 \$a Workshop on
Rebuilding Abalone Stocks
in British Columbia : \$b
[proceedings] / \$c edited by
Alan Campbell.

245 10 \$a Seattle Lesbian &
Gay Film Festival : \$b
[program].

245 10 \$a K.S. Kulkarni : \$b
[selections].

RDA 2.3.4

245 10 \$a Workshop on
Rebuilding Abalone Stocks
in British Columbia / \$c
edited by Alan Campbell.

245 10 \$a Seattle Lesbian &
Gay Film Festival.

245 10 \$a K.S. Kulkarni.

OLA Conference 2011

1.1E6. If the title proper needs explanation, supply a brief addition as other title information, in the language of the title proper. 12.1E1 c) If the title proper consists solely of the name of a corporate body, conference, etc., supply a brief addition in the language of the title proper as other title information to explain the title (see 1.1E6).

There is no equivalent in RDA, as it goes against the principle of representation. However, other title information may be supplied for cartographic resources (AACR2 3.1E2, RDA 2.3.4.5) and moving image resources (AACR2 7.1E2, RDA 2.3.4.6).

Other Title Information May Still Be Supplied for Cartographic & Moving Image Resources

AACR2 3.1E2, 7.1E2

110 1_ \$a United States. \$b
Central Intelligence Agency.

245 10 \$a Vegetation : \$b
[northern Europe].

245 00 \$a Annie Hall \$h
[motion picture] : \$b
[trailer].

RDA 2.3.4.5, 2.3.4.6

110 1_ \$a United States. \$b
Central Intelligence Agency, \$e
cartographer.

245 10 \$a Vegetation : \$b
[northern Europe].

245 00 \$a Annie Hall : \$b [trailer].

OLA Conference 2011

RDA does allow supplying other title information for cartographic resources (AACR2 3.1E2, RDA 2.3.4.5) and moving image resources (AACR2 7.1E2, RDA 2.3.4.6).

3.1E2. If the title proper does not include an indication of the geographic area covered by the item and if the other title information does not include such an indication or if there is no other title information, supply, as other title information, a word or brief phrase indicating the area covered.

2.3.4.5 If the title proper of a cartographic resource does not include an indication of the geographic area covered and/or the subject portrayed, and

- a) the other title information does not include such an indication
- or
- b) there is no other title information

supply as other title information a word or brief phrase indicating the area covered and, if applicable, the subject portrayed. Indicate that the information was taken from a source outside the resource itself as instructed under 2.2.4.

7.1E2. If the item is a trailer containing extracts from a larger film, add *[trailer]* as other title information.
Annie Hall [GMD] : [trailer]

2.3.4.6 If the resource is a trailer containing extracts from a larger moving image resource, and the title proper does not indicate this, supply *trailer* as other title information. Indicate that the information was taken from a source outside the resource itself as instructed under 2.2.4.

Note: a relationship designator is shown in the 110 of the RDA example but will be discussed later on in the presentation.

Statement of Responsibility

AACR2 1.1A2

245 10 \$a Environmental data for the eastern North Pacific and Bering Sea / \$c [by Edward J. Gregr and Ryan Coatta].

Statement of responsibility taken from title page verso.

RDA 2.2.4, 2.4.2.2

245 10 \$a Environmental data for the eastern North Pacific and Bering Sea / \$c by Edward J. Gregr and Ryan Coatta.

Sources that can be used for statement of responsibility are expanded in RDA. Only statements taken from outside the resource itself are enclosed in square brackets.

OLA Conference 2011

AACR2 1.1A2 says that a statement of responsibility taken from outside the chief source of information must be enclosed in square brackets. In RDA, only a statement of responsibility taken from a source outside the resource itself will be enclosed in square brackets (2.2.4).

2.4.2.2 Take statements of responsibility relating to title proper from the following sources (in order of preference):

- a) the same source as the title proper (see 2.3.2.2)
- b) another source within the resource itself (see 2.2.2)
- c) one of the other sources of information specified under 2.2.4.

2.2.4 If information required to identify the resource does not appear on a source forming part of the resource itself (see 2.2.2.1), take it from one of the following sources (in order of preference):

- a) accompanying material (e.g., a leaflet, an "about" file)
- b) a container that is not issued as part of the resource itself (e.g., a box case)
- c) other published descriptions of the resource
- d) any other available source (e.g., a reference source).

If information taken from a source outside the resource itself is supplied in any of the elements listed below, indicate that fact either by means of a note or by some other means (e.g., through coding or the use of square brackets).

Statement of responsibility

Statement of responsibility relating to title proper

Parallel statement of responsibility relating to title proper

Statement of Responsibility

AACR2 1.1F5

245 00 \$a Second growth : \$b
community economic
development in rural British
Columbia / \$c Sean Markey
... [et al.].

RDA 2.4.1.5

245 10 \$a Second growth : \$b
community economic
development in rural British
Columbia / \$c Sean Markey,
John T. Pierce, Kelly Vodden,
and Mark Roseland.

OLA Conference 2011

1.1F5. If a single statement of responsibility names more than three persons or corporate bodies performing the same function, or with the same degree of responsibility, omit all but the first of each group of such persons or bodies. Indicate the omission by the mark of omission (...) and add *et al.* (or its equivalent in a nonroman script) in square brackets.

In RDA there is no such limitation:

2.4.1.5. Record a statement of responsibility naming more than one person, etc., as a single statement regardless of whether the persons, families, or corporate bodies named in it perform the same function or different functions.

Note: in RDA, the rule of three no longer applies to the naming of works. In RDA, this work would be named using the access point for the first named creator followed by the title proper of the work, because there is no indication of principal responsibility. Instead of a 700 added entry for Markey in AACR2, Markey's access point would be given in a 100 field in RDA, since he is the first named creator and no principal responsibility is indicated in the statement of responsibility.

Statement of Responsibility

RDA 2.4.1.5

245 10 \$a Second growth : \$b
community economic
development in rural British
Columbia / \$c Sean Markey,
John T. Pierce, Kelly Vodden,
and Mark Roseland.

RDA 2.4.1.5 Optional Omission

245 10 \$a Second growth : \$b
community economic
development in rural British
Columbia / \$c Sean Markey
[and three others].

OLA Conference 2011

2.4.1.5. Record a statement of responsibility naming more than one person, etc., as a single statement regardless of whether the persons, families, or corporate bodies named in it perform the same function or different functions.

Optional Omission

If a single statement of responsibility names more than three persons, families, or corporate bodies performing the same function, or with the same degree of responsibility, omit all but the first of each group of such persons, families, or bodies. Indicate the omission by summarizing what has been omitted in the language and script preferred by the agency preparing the description. Indicate that the summary was taken from a source outside the resource itself as instructed under 2.2.4.

2.2.4 If information taken from a source outside the resource itself is supplied in any of the elements listed below, indicate that fact either by means of a note or by some other means (e.g., through coding or the use of square brackets).

LC Policy Statement 2.4.1.5. *LC practice for Optional omission*: Generally do not omit names in a statement of responsibility.

Statement of Responsibility

AACR2 1.1F7

245 00 \$a Lasers in medicine /
\$c edited by Ronald W.
Waynant ; foreword by Leon
Goldman.

245 10 \$a Gold fever : \$b a
narrative of the great
Klondike Gold Rush, 1897-
1899 / \$c by R.M. Dickey ;
edited by Art Petersen.

RDA 2.4.1.4

245 00 \$a Lasers in medicine /
\$c edited by Ronald W.
Waynant ; foreword by **the
late Dr.** Leon Goldman.

245 10 \$a Gold fever : \$b a
narrative of the great
Klondike Gold Rush, 1897-
1899 / \$c by **the Reverend**
R.M. Dickey ; edited by Art
Petersen.

OLA Conference 2011

1.1F7. Include titles and abbreviations of titles of nobility, address, honour, and distinction, initials of societies, qualifications, date(s) of founding, mottoes, etc., in statements of responsibility if:

- a) such data are necessary grammatically
... / ... ; prólogo del Excmo. Sr. D. Manuel Fraga Iribarne
- b) the omission would leave only a person's given name or surname
... / by Miss Jane
... / by Miss Read
... / by Dr. Johnson
... / by the Baroness Orczy
- c) the title is necessary to identify a person
... / by Mrs. Charles H. Gibson
- d) the title is a title of nobility, or is a British term of honour (*Sir, Dame, Lord, or Lady*).
... / Anne Finch, Countess of Winchilsea
... / by Sir Richard Acland

Otherwise, omit all such data from statements of responsibility. Do not use the mark of omission.

RDA 2.4.1.4. Transcribe a statement of responsibility in the form in which it appears on the source of information. Apply the general guidelines on transcription given under 1.7.

Optional Omission

Abridge a statement of responsibility only if it can be abridged without loss of essential information. Do not use a mark of omission (...) to indicate such an omission. Always record the first name appearing in the statement. When omitting names from a statement of responsibility naming more than one person, etc., apply the instructions given under 2.4.1.5.

LC Policy Statement 2.4.1.4: *LC practice for Optional omission*: Generally do not abridge a statement of responsibility.

Statement of Responsibility

AACR2 1.1F12

245 10 \$a Characters from Dickens : \$b dramatised adaptations / \$c by Barry Campbell.

245 10 \$a Roman Britain / \$c research and text by Colin Barham.

RDA 2.4.1.8

245 10 \$a Characters from Dickens / \$c dramatised adaptations by Barry Campbell.

245 10 \$a Roman Britain / \$c research and text by Colin Barham.

OLA Conference 2011

1.1F12. Treat a noun phrase occurring in conjunction with a statement of responsibility as other title information if it is indicative of the nature of the work.

Characters from Dickens [GMD] : dramatised adaptations / by Barry Campbell

If the noun or noun phrase is indicative of the role of the person(s) or body (bodies) named in the statement of responsibility rather than of the nature of the work, treat it as part of the statement of responsibility.

Roman Britain [GMD] / research and text by Colin Barham

In case of doubt, treat the noun or noun phrase as part of the statement of responsibility.

2.4.1.8 If a noun or noun phrase occurs with a statement of responsibility, treat the noun or noun phrase as part of the statement of responsibility.

Edition Statement

AACR2 1.2B1, B.5A, C.2B1, C.3B1

250 \$a 2nd ed.
Source of information reads:
Second edition

250 \$a Nouv. éd.
Source of information reads:
Nouvelle édition

250 \$a Version 4.
Source of information reads:
Version IV

250 \$a 6. Aufl.
Source of information reads: 6.
Aufl.

RDA 2.5.1.4, B.4, 1.8.1

250 \$a **Second edition.**
Source of information reads:
Second edition

250 \$a **Nouvelle édition.**
Source of information reads:
Nouvelle édition

250 \$a **Version IV.**
Source of information reads:
Version IV

250 \$a **6. Aufl.**
Source of information reads: 6.
Aufl.

OLA Conference 2011

In RDA, edition statement is a transcribed element and no abbreviations are used unless they appear on the source used for the edition statement.

AACR2 1.2.B1. Transcribe the edition statement as found on the item. Use abbreviations as instructed in appendix B and numerals as instructed in appendix C.

Ny udg.
(*Source of information reads:* Ny udgave)
2nd ed.
(*Source of information reads:* Second edition)

AACR2 B.5A1. Abbreviate words, or substitute one form of abbreviation with the prescribed abbreviation, in the edition statement, according to B.9-B.12, B.14-B.15.

AACR2 C.2B1. Substitute arabic numerals for roman in the following areas and elements of the bibliographic description: a) in an edition statement

AACR2 C.3B1. Substitute arabic numerals for numbers expressed as words in the following areas and elements of the bibliographic description: a) in an edition statement

RDA 2.5.1.4. Transcribe an edition statement as it appears on the source of information. Apply the general guidelines on transcription given under 1.7.

RDA B.4. For transcribed elements, use only those abbreviations found in the sources of information for the element.

RDA 1.8.1. When recording numbers expressed as numerals or as words in a transcribed element, transcribe them in the form in which they appear on the source of information. Apply the general guidelines on transcription (see 1.7), as applicable.

Since edition statement is not listed in 1.8.1, none of the special rules on recording numbers in 1.8.2-1.8.5 apply, so no substitutions will be made in edition statements.

Publication, Distribution, Etc.

AACR2 1.4B4

260 \$a Vancouver, B.C. : \$b
Vancouver Historical
Society, \$c 1970.

RDA 2.8.1.4

260 \$a Vancouver, **British
Columbia** : \$b Vancouver
Historical Society, \$c 1970.

Source of information reads:
Vancouver, British Columbia

OLA Conference 2011

AACR2 1.4B4 and 1.4C3 says to use abbreviations found in appendix B. In RDA there are no abbreviations in this element unless they are found in the sources of information for the element.

RDA 2.8.1.4. Transcribe places of publication and publishers' names in the form in which they appear on the source of information. Apply the general guidelines on transcription given under 1.7.

Optional Omission

Omit levels in a corporate hierarchy that are not required to identify the publisher. Do not use a mark of omission (...) to indicate such an omission.

Publication, Distribution, Etc.

AACR2 1.4B4

260 \$a Victoria, B.C. : \$b
Dept. of Geography,
University of Victoria, \$c
1979.

Source of information reads:

Department of Geography,
University of Victoria,
Victoria, British Columbia,
Canada

RDA 2.8.1.4

260 \$a Victoria, **British
Columbia, Canada** : \$b
Department of Geography,
University of Victoria, \$c
1979.

OLA Conference 2011

AACR2 1.4B4 and 1.4C3 says to use abbreviations found in appendix B. In RDA there are no abbreviations in this element unless they are found in the sources of information for the element.

RDA 2.8.1.4. Transcribe places of publication and publishers' names in the form in which they appear on the source of information. Apply the general guidelines on transcription given under 1.7.

Optional Omission

Omit levels in a corporate hierarchy that are not required to identify the publisher. Do not use a mark of omission (...) to indicate such an omission.

Publication, Distribution, Etc.

AACR2 1.4B4, 1.4D2

260 \$a Seattle, Wash. : \$b
Open Hand Pub. ; \$a New
York, NY : \$b Distributed by
Talman Co., \$c c1991.

*Source of information for
publisher reads:* Open Hand
Publishing Inc., Seattle,
Washington

*Source of information for
distributor reads:*
Distributed by The Talman
Company, Inc., New York,
NY

RDA 2.8.1.4

260 \$a Seattle, **Washington** :
\$b Open Hand **Publishing
Inc.** ; \$a New York, NY : \$b
Distributed by **The Talman
Company, Inc.**, \$c [1991],
©1991.

OLA Conference 2011

AACR2 1.4B4 and 1.4C3 says to use abbreviations found in appendix B. In RDA there are no abbreviations in this element unless they are found in the sources of information for the element. 1.4D2 says to give the name of a publisher, distributor, etc., in the shortest form in which it can be understood and identified internationally. There is no equivalent rule in RDA. Publisher, distributor, and manufacturer names are transcribed as found.

RDA 2.8.1.4. Transcribe places of publication and publishers' names in the form in which they appear on the source of information. Apply the general guidelines on transcription given under 1.7.

RDA 2.8.2.3. Include both the local place name (city, town, etc.) and the name of the larger jurisdiction or jurisdictions (state, province, etc., and/or country) if present on the source of information.

RDA 2.9.1.4. Transcribe places of distribution and distributors' names in the form in which they appear on the source of information. Apply the general guidelines on transcription given under 1.7.

RDA 2.9.2.3. Include both the local place name (city, town, etc.) and the name of the larger jurisdiction or jurisdictions (state, province, etc., and/or country) if present on the source of information.

Publication, Distribution, Etc.

AACR2 1.4B4, 1.4D2

260 \$a Vancouver, B.C. : \$b
Ronsdale Press, \$c c2002.

*Source of information for
place of publisher reads:
Vancouver, B.C., Canada*

RDA 2.8.1.4

260 \$a Vancouver, B.C., **Canada**
: \$b Ronsdale Press, \$c
[2002], ©2002.

*Continue to transcribe
abbreviations as found in
the resource*

OLA Conference 2011

AACR2 1.4B4 and 1.4C3 says to use abbreviations found in appendix B. In RDA there are no abbreviations in this element unless they are found in the sources of information for the element. 1.4D2 says to give the name of a publisher, distributor, etc., in the shortest form in which it can be understood and identified internationally. There is no equivalent rule in RDA. Publisher, distributor, and manufacturer names are transcribed as found.

RDA 2.8.1.4. Transcribe places of publication and publishers' names in the form in which they appear on the source of information. Apply the general guidelines on transcription given under 1.7.

RDA 2.8.2.3. Include both the local place name (city, town, etc.) and the name of the larger jurisdiction or jurisdictions (state, province, etc., and/or country) if present on the source of information.

RDA 2.9.1.4. Transcribe places of distribution and distributors' names in the form in which they appear on the source of information. Apply the general guidelines on transcription given under 1.7.

RDA 2.9.2.3. Include both the local place name (city, town, etc.) and the name of the larger jurisdiction or jurisdictions (state, province, etc., and/or country) if present on the source of information.

Place of Publication, Distribution, Etc.

AACR2 1.4B6, 1.4C4

260 \$a Stockholm [i.e. Paris] :
\$b Knižnice lyriky, \$c 1954.

260 \$a Bs. As. [i.e. Buenos
Aires] : \$b Ed. del Mediodia,
\$c [1966]

RDA 2.8.1.4, 2.20.7.3

260 \$a Stockholm : \$b Knižnice
lyriky, \$c 1954.
500 \$a Actually published in Paris.

260 \$a Bs. As. : \$b Ed. del
Mediodia, \$c [1966]
500 \$a Published in Buenos Aires.

*Abbreviation of name of publisher
transcribed as found on title
page.*

OLA Conference 2011

AACR2 1.4B6, 1.4C2, 1.4C3, 1.4C4 all specify the addition of information in square brackets. In RDA the element is transcribed as it appears, and notes are used to record additional/different information if considered important (RDA 2.20.6-2.20.9).

2.20.7.3 Make notes on details relating to place of publication, publisher, or date of publication not recorded in the publication statement element, if they are considered to be important for identification or access.

Place of Publication, Distribution, Etc.

AACR2 1.4C2, 1.4C4

260 \$a Caerdydd [Cardiff] : \$b
Gwasg Ei Mawrhydi, \$c
1978.

260 \$a Rio [de Janeiro] : \$b
LJOE, em convênio com a
Empresa Brasileira de
Filmes, \$c 1980.

RDA 2.8.1.4, 2.20.7.3

260 \$a Caerdydd : \$b Gwasg Ei
Mawrhydi, \$c 1978.
500 \$a Published in Cardiff.

260 \$a Rio : \$b LJOE em
convênio com a Empresa
Brasileira de Filmes S/A.,
Embrafilme, \$c 1980.
500 \$a Published in Rio de
Janeiro.

OLA Conference 2011

AACR2 1.4B6, 1.4C2, 1.4C3, 1.4C4 all specify the addition of information in square brackets. In RDA the element is transcribed as it appears, and notes are used to record additional/different information if considered important(RDA 2.20.6-2.20.9).

2.20.7.3 Make notes on details relating to place of publication, publisher, or date of publication not recorded in the publication statement element, if they are considered to be important for identification or access.

Place of Publication, Distribution, Etc.

AACR2 1.4C3

260 \$a London [Ont.] : \$b
Environmetrics Press, \$c
1990-

260 \$a Vancouver [Wash.] :
\$b City of Vancouver, \$c
c2009.

RDA 2.8.1.4, 2.20.7.3

260 \$a London : \$b
Environmetrics Press, \$c
1990-

500 \$a Published in London,
Ontario.

260 \$a Vancouver : \$b City of
Vancouver, \$c [2009], ©2009.

500 \$a Published in
Vancouver, Washington.

OLA Conference 2011

AACR2 1.4B6, 1.4C2, 1.4C3, 1.4C4 all specify the addition of information in square brackets. In RDA the element is transcribed as it appears, and notes are used to record additional/different information if considered important (RDA 2.20.6-2.20.9).

2.20.7.3 Make notes on details relating to place of publication, publisher, or date of publication not recorded in the publication statement element, if they are considered to be important for identification or access.

Place of Publication, Distribution, Etc.

AACR2 1.4C5

260 \$a Toronto : \$b
University of Toronto Press,
\$c c1996.

Source of information reads: or
University of Toronto Press,
Toronto, Buffalo, London.
Record created by a
Canadian library.

RDA 2.8.2.4

260 \$a Toronto ; \$a Buffalo ;
\$a London : \$b University of
Toronto Press, \$c [1996],
©1996.

260 \$a Toronto : \$b University
of Toronto Press, \$c [1996],
©1996.

OLA Conference 2011

1.4C5 specifies what to do when there is more than one place listed, and results vary based on the home country of the cataloging agency:

1.4C5. If two or more places in which a publisher, distributor, etc., has offices are named in the item, give the first named place. Give any subsequently named place that is given prominence by the layout or typography of the source of information. If the first named place and any place given prominence are not in the home country of the cataloguing agency, give also the first of any subsequently named places that is in the home country. Omit all other places.

In RDA, the place names are recorded in the order indicated by the sequence, layout, or typography of the names on the source of information (2.7.2.4, 2.8.2.4, 2.9.2.4, 2.10.2.4). Only the first place on the source is required.

Place of Publication, Distribution, Etc.

AACR2 1.4C5

260 \$a Toronto ; \$a Buffalo :
\$b University of Toronto
Press, \$c c1996.

Source of information reads: or
University of Toronto Press,
Toronto, Buffalo, London.
*Record created by a U.S.
library.*

RDA 2.8.2.4

260 \$a Toronto ; \$a Buffalo ;
\$a London : \$b University of
Toronto Press, \$c [1996],
©1996.

260 \$a Toronto : \$b University
of Toronto Press, \$c [1996],
©1996.

OLA Conference 2011

1.4C5 specifies what to do when there is more than one place listed, and results vary based on the home country of the cataloging agency:

1.4C5. If two or more places in which a publisher, distributor, etc., has offices are named in the item, give the first named place. Give any subsequently named place that is given prominence by the layout or typography of the source of information. If the first named place and any place given prominence are not in the home country of the cataloguing agency, give also the first of any subsequently named places that is in the home country. Omit all other places.

In RDA, the place names are recorded in the order indicated by the sequence, layout, or typography of the names on the source of information (2.7.2.4, 2.8.2.4, 2.9.2.4, 2.10.2.4). Only the first place on the source is required.

Place of Publication, Distribution, Etc.

AACR2 1.4C5

260 \$a Toronto ; \$a London :
\$b University of Toronto
Press, \$c c1996.

Source of information reads: or
University of Toronto Press,
Toronto, Buffalo, London.
*Record created by a British
library.*

RDA 2.8.2.4

260 \$a Toronto ; \$a Buffalo ;
\$a London : \$b University of
Toronto Press, \$c [1996],
©1996.

260 \$a Toronto : \$b University
of Toronto Press, \$c [1996],
©1996.

OLA Conference 2011

1.4C5 specifies what to do when there is more than one place listed, and results vary based on the home country of the cataloging agency:

1.4C5. If two or more places in which a publisher, distributor, etc., has offices are named in the item, give the first named place. Give any subsequently named place that is given prominence by the layout or typography of the source of information. If the first named place and any place given prominence are not in the home country of the cataloguing agency, give also the first of any subsequently named places that is in the home country. Omit all other places.

In RDA, the place names are recorded in the order indicated by the sequence, layout, or typography of the names on the source of information (2.7.2.4, 2.8.2.4, 2.9.2.4, 2.10.2.4). Only the first place on the source is required.

Publication Information

Place of publication, publisher's name, and date of publication are core elements for published resources. Therefore, a date of publication or probable date of publication or *date of publication not identified* must always be recorded in RDA.

Copyright date is a separate element in RDA. It does not substitute for a publication date. Copyright date is a core element if neither the date of publication nor the date of distribution is identified.

If more than one place of publication or publisher's name appears on the source of information, only the first recorded is required.

OLA Conference 2011

Because distribution elements become core elements if the equivalent publication element is not identified, catalogers will likely want to supply probable information for the publication elements whenever possible to avoid having to supply distribution and/or manufacture information.

Unknown place and/or publisher

AACR2 1.4C6, 1.4D6

260 \$a [S.l.] : \$b Poote Press, \$c 1987.

260 \$a Vancouver, B.C. : \$b [s.n.], \$c 1951.

260 \$a [Seattle?] : \$b s.n., \$c 1966]

260 \$a [S.l. : \$b s.n.], \$c 1962.

RDA 2.8.2.6, 2.8.4.7

260 \$a [Place of publication not identified] : \$b Poote Press, \$c 1987.

260 \$a Vancouver, B. C., Canada : \$b [publisher not identified], \$c 1951.

260 \$a [Seattle?] : \$b [publisher not identified], \$c [1966]

260 \$a [Place of publication not identified] : \$b [publisher not identified], \$c 1962.

OLA Conference 2011

1.4C6. If no place or probable place can be given, give *s.l.* (sine loco), or its equivalent in a nonroman script.

1.4D6. If the name of the publisher, distributor, etc., is unknown, give *s.n.* (sine nomine) or its equivalent in a nonroman script.

2.8.2.6. If neither a known nor a probable local place or country, state, province, etc., of publication can be determined, record *Place of publication not identified*.

2.8.4.7. For a resource in a published form, if no publisher is named within the resource itself, and the publisher cannot be identified from other sources as specified under 2.2.4, record *publisher not identified*.

Note: in the second example, the place of publication appears on the resource with a space between the initials of the province: B. C.

Note: the examples show in this slide are not complete or exhaustive; if any publication element is not identified and distribution information is known, that information will be given as well. The examples above would be given in the form shown only if no information about distribution or manufacture were available.

LC Policy Statement 2.8.2.6: *LC practice:* Supply a probable place of publication if possible rather than give “[Place of publication not identified]” and then give place of distribution or of manufacture.

Distribution Information

Place of distribution is a core element for a resource in a published form if the place of publication is not identified. Distributor's name is a core element for a resource in a published form if the publisher is not identified. Date of distribution is a core element for a resource in a published form if the date of publication is not identified.

If more than one place of distribution or distributor's name appears on the source of information, only the first recorded is required.

OLA Conference 2011

Because distribution elements become core elements if the equivalent publication element is not identified, catalogers will likely want to supply probable information for the publication elements whenever possible to avoid having to supply distribution and/or manufacture information.

Examples: place of distribution

260 \$a [Place of publication not identified] :
\$b ABC Publishers ; \$a Seattle, \$c 2009.
On source: ABC Publishers, 2009
Distributed by Iverson Company, Seattle

260 \$a [Place of publication not identified] :
\$b Sherman & Brothers, Inc. ; \$a Australia,
\$c 2010.
On source: Sherman & Brothers, Inc., 2010
Distributed in Australia by Goodman Ltd.

OLA Conference 2011

These two examples show giving a found place of distribution and a probable place of distribution when a place of publication could not be identified.

For the first, you might have been able to give “[United States?]” as a probable place of publication and then you wouldn’t have had to give “Seattle” as the place of distribution.

You could supply the name of the distributor in both of these examples, but this would be going above the core requirements. LC is recommending that LC RDA testers give the full distribution statement if they are giving one of the distribution sub-elements.

Examples: distributor's name

260 \$a Chicago : \$b [publisher not identified] :
\$b RD Distributors, \$c 2009.

On title page: Chicago, 2009

On title page verso: RD Distributors, Evanston

260 \$a [Place of publication not identified] :
\$b [publisher not identified] ; \$a Boston :
\$b KL, Inc. [distributor], \$c 2010.

On jewel box: Published in 2010 and distributed
by KL, Inc. in Boston and Ottawa.

OLA Conference 2011

These two examples show giving the distributor's name as a "Core if" element.

Note also in the second example the ISBD change (as of the consolidated edition) to use separate sets of square brackets for each part of the statement.

You could supply the place of distribution in the first example, but this would be going beyond the core requirements. However, in order to avoid confusion as seen in the first example (where it looks like Chicago is also the place of distribution), LC is recommending that LC RDA testers give the full distribution statement if they are giving one of the distribution sub-elements.

You could supply the second place of distribution in the second example, but this would be going beyond the core requirements.

Examples: date of distribution

260 \$a Omaha, Nebraska : \$b Means Pub. Co., \$c
[date of publication not identified], 2009.
On title page: Means Pub. Co., Omaha, Nebraska
On title page verso: 2009 distribution

260 \$a [United States] : \$b Rand McNally, \$c
[date of publication not identified], 2010.
On map panel: Published by Rand McNally;
distributed in the U.S. by WM Services, 2010.

OLA Conference 2011

These examples show that unfortunately, it isn't possible in MARC to identify a date of distribution as a date of distribution (no separate subfield exists).

Also note in the second example that supplying a known country as a probable place of publication means that you don't need to give a Place of distribution.

Manufacture Information

Place of manufacture is a core element for a resource in a published form if neither a place of publication nor a place of distribution is identified. Manufacturer's name is a core element for a resource in a published form if neither a publisher nor a distributor is identified. Date of manufacture is a core element for a resource in a published form if neither the date of publication, the date of distribution, nor the copyright date is identified.

If more than one place of manufacture or manufacturer name appears on the source of information, only the first recorded is required.

OLA Conference 2011

Example: place of manufacture

260 \$a [Place of publication not identified] :
\$b International Group, \$c 2009 \$e (New
York)

On source: Published 2009 by the International
Group; 2009 printing, Johnson Graphics,
New York and Buenos Aires.
No distribution information available.

OLA Conference 2011

This example shows the Place of manufacture in subfield \$e because the Place of publication could not be identified and there was no distribution information on the resource.

Examples: manufacturer's name

260 \$a Boston : \$b [publisher not identified],
\$c 2010 \$f (Kinsey Printing Company)

On score: Published in Boston, 2010;
Cambridge -- Kinsey Printing Company
No distribution information

260 \$a [Place of publication not identified] :
\$b [publisher not identified], \$c 2009 \$e
(Arlington, VA : \$f B. Ross Printing)

On photograph: Published 2009; printed by B. Ross
Printing (Arlington, VA), May 2009
No distribution information

OLA Conference 2011

These two examples show giving the Manufacturer's name because the publisher is not identified. The manufacturer's name is given in the 260 subfield \$f. In the second example, the Place of manufacture is given in subfield \$e because the Place of publication is not identified.

Approximate Date of Publication, Distribution, Etc.

AACR2 1.4F7, 2.16G

RDA 1.9.2

[1971 or 1972]	[1971 or 1972]
[1969?]	[1969?]
[between 1906 and 1912]	[between 1906 and 1912]
[ca. 1960]	[1960?]
[197-]	[between 1970 and 1979]
[197-?]	[between 1970 and 1979?]
[18--]	[between 1800 and 1899]
[18--?]	[between 1800 and 1899?]
[not after Aug. 21, 1492]	[not after August 21, 1492]
	[not before April 22, 2010]

1.4F7. If no date of publication, distribution, etc., copyright date, or date of manufacture appears in an item, supply an approximate date of publication.

, [1971 or 1972]	<i>one year or the other</i>
, [1969?]	<i>probable date</i>
, [between 1906 and 1912]	<i>use only for dates fewer than 20 years apart</i>
, [ca. 1960]	<i>approximate date</i>
, [197-]	<i>decade certain</i>
, [197-?]	<i>probable decade</i>
, [18--]	<i>century certain</i>
, [18--?]	<i>probable century</i>

There is no equivalent to a circa date (ca.) in RDA.

2.16G. If the item is undated and the date of publication is unknown, give an approximate date.

[1492?]
[not after Aug. 21, 1492]
[between 1711 and 1719]

2.8.6.6. Date of Publication Not Identified in the Resource

For a resource in a published form, if the date of publication is not identified in the resource, supply the date or approximate date of publication. Apply the instructions on supplied dates given under 1.9.2. If an approximate date of publication for a resource that is in a published form cannot reasonably be determined, record *date of publication not identified*.

Note: AACR2 1.4F7 limits “between” dates to dates fewer than 20 years apart. There is no such limitation in RDA.

Unknown Date of Publication, Distribution, Etc.

AACR2 1.4F6

**RDA 2.11, 2.7.6, 2.8.6, 2.9.6,
2.10.6**

c1967

1967 printing

p1983

1979 pressing

©1967 or copyright 1967

1967 [in manufacture date field]

©1983 or phonogram 1983

1979 [in manufacture date field]

[date of production not identified]

[date of publication not identified]

[date of distribution not identified]

[date of manufacture not identified]

OLA Conference 2011

1.4F6. If the dates of publication, distribution, etc., are unknown, give the copyright date or, in its absence, the date of manufacture (indicated as such) in its place.

, c1967

, 1967 printing

, p1983

, 1979 pressing

In RDA, copyright date is a separate element, as are date of production, date of publication, date of distribution, and date of manufacture. *Copyright date is a core element if neither the date of publication nor the date of distribution is identified.*

2.11.1.3. Recording Copyright Dates

Record copyright dates applying the general guidelines on numbers expressed as numerals or as words given under 1.8 . Precede the date by the copyright symbol (©) or the phonogram symbol (Ⓢ), or by copyright or phonogram if the appropriate symbol cannot be reproduced.

LC Policy Statement 2.8.6.6: *LC practice*: Supply a probable date of publication if possible, using the guidelines below, rather than give “[date of publication not identified]” and then the date of distribution, manufacture, or copyright date as applicable.

LC Policy Statement 2.11: *LC practice for Core element*: Always give a copyright date if found on the resource. Generally ignore copyright renewal dates for works first copyrighted before 1978. If the copyright dates vary, give the latest copyright date.

Unknown Date of Publication, Distribution, Etc.

AACR2 1.4F6

260 \$a Fairbanks : \$b
University of Alaska Press,
\$c c2010.

RDA 2.8.6.6, 2.11

260 \$a Fairbanks : \$b University
of Alaska Press, \$c [date of
publication not identified],
©2010.

or

260 \$a Fairbanks : \$b University
of Alaska Press, \$c [2010]

or

260 \$a Fairbanks : \$b University
of Alaska Press, \$c [2010?]

OLA Conference 2011

1.4F6. If the dates of publication, distribution, etc., are unknown, give the copyright date or, in its absence, the date of manufacture (indicated as such) in its place.

, c1967
, 1967 printing
, p1983
, 1979 pressing

In RDA, copyright date is a separate element, as are date of production, date of publication, date of distribution, and date of manufacture. Copyright date is a core element if neither the date of publication nor the date of distribution is identified.

2.11.1.3. Recording Copyright Dates

Record copyright dates applying the general guidelines on numbers expressed as numerals or as words given under 1.8 . Precede the date by the copyright symbol (©) or the phonogram symbol (®), or by copyright or phonogram if the appropriate symbol cannot be reproduced.

In the second two examples in this slide, the copyright date is not required because a probable date of publication has been supplied.

LC Policy Statement 2.8.6.6: *LC practice*: Supply a probable date of publication if possible, using the guidelines below, rather than give “[date of publication not identified]” and then the date of distribution, manufacture, or copyright date as applicable.

LC Policy Statement 2.11: *LC practice for Core element*: Always give a copyright date if found on the resource. Generally ignore copyright renewal dates for works first copyrighted before 1978. If the copyright dates vary, give the latest copyright date.

Unknown Date of Publication, Distribution, Etc.

AACR2 1.4F6

260 \$a Fairbanks : \$b
University of Alaska Press,
\$c c2010.

RDA 2.8.6.6, 2.11

or

260 \$a Fairbanks : \$b University
of Alaska Press, \$c [2010],
©2010.

or

260 \$a Fairbanks : \$b University
of Alaska Press, \$c [2010?],
©2010.

OLA Conference 2011

What the RDA MARC record will look like will depend on whether a library goes beyond the core element/core if requirements. You would only include the copyright date as in the examples in this slide, if you were going *beyond* the “core if” requirement for copyright date.

LC Policy Statement 2.11: *LC practice for Core element*: Always give a copyright date if found on the resource. Generally ignore copyright renewal dates for works first copyrighted before 1978. If the copyright dates vary, give the latest copyright date.

Unknown Date of Publication, Distribution, Etc.

AACR2 1.4F6

260 \$a Tucson, Ariz. : \$b
Statistical Research, Inc., \$c
2003 printing.

Title page reads: Statistical
Research, Inc., Tucson,
Arizona, Redlands,
California. *Title page verso
reads:* First printing:
December 2003. *No other
date present*

RDA 2.8.6.6, 2.10.6.3

260 \$a Tucson, Arizona ; \$a
Redlands, California : \$b
Statistical Research, Inc., \$c
[2003?]

or

260 \$a Tucson, Arizona ; \$a
Redlands, California : \$b
Statistical Research, Inc., \$c
[date of publication not
identified] \$g (2003)

OLA Conference 2011

1.4F6. If the dates of publication, distribution, etc., are unknown, give the copyright date or, in its absence, the date of manufacture (indicated as such) in its place.

, c1967
, 1967 printing
, p1983
, 1979 pressing

2.10.6. Date of Manufacture. Date of manufacture is a core element for a resource in a published form if neither the date of publication, the date of distribution, nor the copyright date is identified.

If a date of publication is supplied, as in the first example in the slide, then the date of manufacture is not required. In the second example in the slide, the date of manufacture is core and required because there is not date of publication, distribution, or copyright. The place of manufacture and name of manufacturer are not required in the second example because a place of publication and name of publisher are present. In both RDA examples, both places of publication have been recorded, but only the first is required as a core element.

Examples: date of manufacture

260 \$a Tampa : \$b Garrison Publishers, \$c [date of publication not identified] \$g (2010)

On source: Garrison Publishers, Tampa; 2010 Printing
No distribution or copyright date

260 \$a [Place of publication not identified] : \$b [publisher not identified], \$c [date of publication not identified] \$e (London : \$f ZZZ Printers, \$g 2009)

On source: Printed for distribution in Western Europe by ZZZ Printers (London, Zurich, and Vienna) in 2009.
No distribution information or copyright date.

OLA Conference 2011

These two examples show giving the Date of manufacture in 260 subfield \$g as a “Core if” element. In these situations, Publication and distribution information were not on the resource.

However, the advice for both Place of ... and Date of ... information would be to give a probable place of publication and a probable date of publication whenever possible to avoid needing to give any of the Core if elements we’ve just spent many minutes considering. Also, if catalogers do need to give any distribution information or manufacture information, it might be easier to give complete distribution statements or complete manufacture statements in the 260 field because it is confusing to give only one or two of the pieces of each statement.

Extent

AACR2 1.5, 2.5, 3.5, etc.

Record the extent of the item by giving the number of physical units in arabic numerals and the specific material designation as instructed in subrule .5B in the chapter dealing with the type of material to which the item belongs.

RDA 3.4

Record the extent of the resource by giving the number of units and an appropriate term for the type of carrier as listed under 3.3.1.3. Record the term in the singular or plural, as applicable. (For instructions on using other terms to designate the type of unit see 3.4.1.5.) If the resource consists of more than one type of carrier, record the number of each applicable type. Specify the number of subunits, if applicable, as instructed under 3.4.1.7-3.4.1.9.

OLA Conference 2011

1.5B1. Record the extent of the item by giving the number of physical units in arabic numerals and the specific material designation as instructed in subrule .5B in the chapter dealing with the type of material to which the item belongs.

1.5B2. Describe a single-part printed text item as instructed in 2.5B.

3.4.1.1. Extent is the number and type of units and/or subunits making up a resource. A unit is a physical or logical constituent of a resource (e.g., a volume, audiocassette, film reel, a map, a digital file). A subunit is a physical or logical subdivision of a unit (e.g., a page of a volume, a frame of a microfiche, a record in a digital file).

3.4.1.3. Record the extent of the resource by giving the number of units and an appropriate term for the type of carrier as listed under 3.3.1.3. Record the term in the singular or plural, as applicable. (For instructions on using other terms to designate the type of unit see 3.4.1.5.) If the resource consists of more than one type of carrier, record the number of each applicable type. Specify the number of subunits, if applicable, as instructed under 3.4.1.7-3.4.1.9.

3.3.1.3 Recording Carrier Type

Audio carriers

audio cartridge
audio cylinder
audio disc
audio roll
audiocassette
audiotape reel
sound-track reel

Projected image carriers

film cartridge
film cassette
film reel
film roll
filmstrip
filmstrip cartridge
overhead transparency
slide

Computer carriers

computer card
computer chip cartridge
computer disc
computer disc cartridge
computer tape cartridge
computer tape cassette
computer tape reel
online resource

Unmediated carriers

card
flipchart
object
roll
sheet
volume

Microform carriers

aperture card
microfiche
microfiche cassette
microfilm cartridge
microfilm cassette
microfilm reel
microfilm roll
microfilm slip
microopaque

Video carriers

video cartridge
videocassette
videodisc
videotape reel

OLA Conference 2011

Also:

Microscopic carriers

microscope slide

Stereographic carriers

stereograph card
stereograph disc

If none of the terms listed above apply to the carrier or carriers of the resource being described, record *other*.

If the carrier type or types applicable to the resource being described cannot be readily ascertained, record *unspecified*.

3.4.1.5 Other Terms to Designate the Type of Unit

Use a term in common usage (including a trade name, if applicable) to designate the type of unit:

a) if the carrier is in a newly developed format that is not yet covered in the list under 3.3.1.3

b) if none of the terms listed under 3.3.1.3 is appropriate
or

c) as an alternative to a term listed under 3.3.1.3, if preferred by the agency preparing the description.

audio disc *or* CD

computer disc *or* CD-ROM; DVD-ROM; Photo CD

videodisc *or* DVD

OLA Conference 2011

3.4.5 Extent of Text

3.4.5.2 Single Volume

- a) If the volume is paginated (i.e., if there are page numbers on both sides of the leaves), record the number of pages.
- b) If the volume is foliated (i.e., if there are leaf numbers on only one side of the leaves), record the number of leaves.
- c) If the volume consists of pages with more than one column to a page and is numbered in columns, record the number of columns.
- d) If the volume consists of sequences of leaves and pages, or pages and numbered columns, or leaves and numbered columns, record each sequence.

Updating loose-leaves. If the resource is an updating loose-leaf, record *1 volume* followed by *loose-leaf*, in parentheses.

327 pages

xvii, 323 pages

321 leaves

27 pages, 300 leaves

381 columns

1 volume (loose-leaf)

OLA Conference 2011

In RDA we don't abbreviate terms used in extent. Words like "pages" and "volume" are spelled out in full.

It's not completely clear at this time if the example in RDA shown in this slide of xvii, 323 pages actually follows the instruction in 3.4.5.2 to "Record the last numbered page, leaf, or column in each sequence and follow it with the appropriate term." It's possible that this example should actually be xvii pages, 323 pages. However there are numerous other examples in RDA throughout 3.4.5 that do not have a term following each numbered sequence.

3.4.5 Extent of Text

3.4.5.3 Unnumbered Pages, Leaves, or Columns

If the resource consists entirely of unnumbered pages, leaves, or columns, record the number of pages, leaves, or columns using one of the following methods:

a) Record the exact number of pages, leaves, or columns, if readily ascertainable.

93 unnumbered pages

b) If the number is not readily ascertainable, record an estimated number of pages, leaves, or columns preceded by *approximately*.

approximately 600 pages

c) Record *1 volume (unpaged)*.

1 volume (unpaged)

OLA Conference 2011

3.4.5 Extent of Text

3.4.5.3 Unnumbered Pages, Leaves, or Columns

When recording a sequence of unnumbered pages, etc., record:

either

a) the exact number (if the number is readily ascertainable) followed by *unnumbered pages*, etc.

or

b) an estimated number preceded by *approximately*

or

c) *unnumbered sequence of pages*, etc.

33 leaves, 31 unnumbered leaves

8, vii, approximately 300, 73 pages

27 pages, unnumbered sequence of leaves

8 unnumbered pages, 155 pages

3.4.5 Extent of Text

3.4.5.5 Misleading Numbering

If the numbering on the last page, leaf, or column of a sequence does not represent the total number of pages, leaves, or columns in that sequence, let it stand uncorrected unless it gives a completely false impression of the extent of the resource (e.g., when only alternate pages are numbered or when the number on the last page, leaf, or column of the sequence is misprinted).

When correcting misleading numbering, record the numbering as it appears on the last page or leaf followed by *that is* and the correct number.

48, that is, 96 pages

329, that is, 392 pages

AACR2 2.5B4. If the number printed on the last page or leaf of a sequence does not represent the total number of pages or leaves in that sequence, let it stand uncorrected unless it gives a completely false impression of the extent of the [item](#), as, for instance, when only alternate pages are numbered or when the number on the last page or leaf of the sequence is misprinted. Supply corrections in such cases in square brackets.

48 [i.e. 96] p.

329 [i.e. 392] p.

3.4.5 Extent of Text

3.4.5.8 Complicated or Irregular Paging, Etc.

If the resource has complicated or irregular paging, etc., record the number of pages, leaves, or columns using one of the following methods:

a) Record the total number of pages, leaves, or columns (excluding those that are blank or contain advertising or other inessential matter) followed by *in various pagings, in various foliations, or in various numberings*, as appropriate.

1000 pages in various pagings

256 leaves in various foliations

1283 columns in various numberings

OLA Conference 2011

3.4.5 Extent of Text

3.4.5.8 Complicated or Irregular Paging, Etc.

b) Record the number of pages, leaves, or columns in the main sequences of the pagination and add the total number of the remaining variously numbered or unnumbered sequences.

560 pages, 223 pages, 217 variously numbered pages

366 pages, 98 pages, 99 unnumbered pages

c) Record *1 volume (various pagings)*.

1 volume (various pagings)

OLA Conference 2011

There are a lot more instructions in RDA that I don't have time to show here.

3.5 Dimensions

3.5.1.3 Recording Dimensions

Unless instructed otherwise, record dimensions in centimetres to the next whole centimetre up, using the metric symbol cm (e.g., if the height measures 17.2 centimetres, record 18 cm).

Alternative

Record dimensions in the system of measure preferred by the agency preparing the description. Abbreviate terms for units of measurement as instructed in appendix B (B.5.1), as applicable.

OLA Conference 2011

In AACR2, metric units are considered abbreviations and are followed by a full stop (e.g., cm.). In RDA, they are treated as symbols and are not followed by a full stop (e.g., cm). *Note:* there will still be times when a full stop follows a metric unit because it is the ISBD full stop preceding the next area.

In AACR2, the system of measurement used to record dimensions varies depending on the type of resource. In RDA, metric units are used, although there is an alternative to use the system of measure preferred by the agency preparing the description (see RDA 3.5.1.3).

LC Policy Statement 3.5.1.3: *LC practice for Alternative:* Use inches for discs (RDA 3.5.1.4.4); otherwise, follow the RDA instruction as written.

7.15 Illustrative Content

7.15.1.3 Recording Illustrative Content

If the resource contains illustrative content, record *illustration* or *illustrations*, as appropriate. Tables containing only words and/or numbers are not considered as illustrative content. Disregard illustrated title pages, etc., and minor illustrations.

Alternative

Record the type of illustrative content in place of or in addition to the term illustration or illustrations, if it is considered to be important for identification or selection, using one or more appropriate terms from the list below.

charts	coats of arms	facsimiles
forms	genealogical tables	graphs
illuminations	maps	music
photographs	plans	portraits
samples		

OLA Conference 2011

LC Policy Statement 7.15.1.3: *LC practice for Alternative*: Generally do not record the type of illustrative content in place of or in addition to the term “illustration” or “illustrations.”

Comparison of Extent

AACR2

300 \$a xxiii, 554 p. : \$b ill., map ; \$c 24 cm.

300 \$a xv, 453 p., [16] p. of plates : \$b ill. (some col.), maps (some col.) ; \$c 24 cm.

300 \$a ix, 120 p. : \$b ill. (chiefly col.), digital, PDF file.

RDA

300 \$a xxiii, 554 **pages** : \$b **illustrations**, map ; \$c 24 cm.

300 \$a xv, 453 **pages, 16 unnumbered pages of plates** : \$b **illustrations (some colour), maps (some colour)** ; \$c 24 cm.

300 \$a **1 online resource (ix, 120 pages)** : \$b **illustrations (chiefly color), text file, PDF.**

OLA Conference 2011

Note: The full stop used after symbol “cm” is the ISBD full stop preceding the next area; “cm” is a symbol, not an abbreviation.

The spelling of colour/color is not prescribed by RDA.

Comparison of Extent

AACR2	RDA
300 \$a ca. 200 p. : \$b chiefly ill. (some col.) ; \$c 32 cm.	300 \$a approximately 200 pages : \$b illustrations (some colour) ; \$c 32 cm. 500 \$a Chiefly illustrations.
300 \$a 1 sound disc (64 min.) : \$b digital, stereo. ; \$c 4 3/4 in.	300 \$a 1 audio disc (64 min.) : \$b digital, stereo ; \$c 12 cm.
300 \$a 1 videodisc (116 min.) : \$b sd., col. ; \$c 4 3/4 in.	300 \$a 1 videodisc (116 min.) : \$b sound, color ; \$c 12 cm.

OLA Conference 2011

First example: There is no equivalent in RDA to AACR2 2.5C5. If the publication consists wholly or predominantly of illustrations, give *all ill.* or *chiefly ill.*, as appropriate. *Optionally*, if those illustrations are all of one type, give *all [name of type]* or *chiefly [name of type]*.

: all ill.

: chiefly maps

RDA 7.15.1.4 says: Record details of the illustrative content if they are considered to be important for identification or selection.

Second example: Carrier type in RDA (3.3) is different from AACR2 SMD; abbreviations are still used for durations (B.5.3); in RDA the terms used for the configuration of playback channels (3.16.8) are not abbreviations: mono; stereo; quadrasonic; surround. In AACR2 6.5C7 Number of sound channels, there were only three terms: mono.; stereo.; quad. *Note:* For the RDA test, LC will continue to give disc dimensions in inches (LCPS for 3.5.1.3). If an agency decided to apply 3.4.1.5 c) they could say 1 CD or 1 compact disc instead of 1 audio disc.

Third example: No abbreviations are used for sound and color. *Note:* For the RDA test, LC will continue to give disc dimensions in inches (LCPS for 3.5.1.3). If an agency decided to apply 3.4.1.5 c) they could say 1 DVD instead of 1 videodisc.

Series Numbering

AACR2 1.6G

490 \$a Dictionary of literary biography ; \$v v. 68

Numbering on source of information: Volume Sixty-eight

490 \$a B.C. geographical series ; \$v no. 51

Numbering on source of information: NUMBER 51

RDA 2.12.9

490 \$a Dictionary of literary biography ; \$v **volume** 68

490 \$a B.C. geographical series ; \$v **number** 51

OLA Conference 2011

AACR2 1.6G. Give the numbering of the item within the series in the terms given in the item. Use abbreviations as instructed in appendix B and numerals as instructed in appendix C.

RDA 2.12.9.3. Record the numbering of the resource within the series as it appears on the source of information. Apply the general guidelines on transcription given under 1.7 and the general guidelines on numbers expressed as numerals or as words given under 1.8. Do not capitalize a term that is part of the series numbering unless the instructions in appendix A appropriate to the language involved require capitalization (e.g., noun capitalization in German). Capitalize other words and alphabetic devices used as part of a numbering system according to the usage in the resource.

RDA A.7. Numbering within Series and Subseries

Do not capitalize a term that is part of the numbering within a series (see 2.12.9) or subseries (see 2.12.17) unless the guidelines given under A.10–A.55 applicable to the language involved require capitalization. Capitalize other words and alphabetic devices according to the usage on the resource.

1.8.2. Record numerals in the form preferred by the agency creating the data, unless the substitution would make the numbering less clear.

Alternatives

Record numerals in the form in which they appear on the source of information. *RDA Test:* Yes, apply the alternative – record numerals in form in which they appear.

Record the numerals in the form in which they appear on the source. Add the equivalent numerals in the form preferred by the agency creating the data, indicating that the information was taken from a source outside the resource itself as instructed under 2.2.4. *RDA Test:* No, not both as appear and form preferred by agency.

1.8.3. Substitute numerals for numbers expressed as words.

Series Numbering

AACR2 1.6G

490 \$a The last legionary ; \$v
bk. 4

*Numbering on source of
information:* Book Four

RDA 2.12.9

490 \$a The last legionary ; \$v
book 4

490 \$a Canadian essays and
studies ; \$v 6

*Numbering on source of
information:* VI

490 \$a Canadian essays and
studies ; \$v VI

OLA Conference 2011

AACR2 1.6G. Give the numbering of the item within the series in the terms given in the item. Use abbreviations as instructed in appendix B and numerals as instructed in appendix C.

RDA 2.12.9.3. Record the numbering of the resource within the series as it appears on the source of information. Apply the general guidelines on transcription given under 1.7 and the general guidelines on numbers expressed as numerals or as words given under 1.8. Do not capitalize a term that is part of the series numbering unless the instructions in appendix A appropriate to the language involved require capitalization (e.g., noun capitalization in German). Capitalize other words and alphabetic devices used as part of a numbering system according to the usage in the resource.

RDA A.7. Numbering within Series and Subseries

Do not capitalize a term that is part of the numbering within a series (see 2.12.9) or subseries (see 2.12.17) unless the guidelines given under A.10–A.55 applicable to the language involved require capitalization. Capitalize other words and alphabetic devices according to the usage on the resource.

1.8.2. Record numerals in the form preferred by the agency creating the data, unless the substitution would make the numbering less clear.

Alternatives

Record numerals in the form in which they appear on the source of information. *RDA Test:* Yes, apply the alternative – record numerals in form in which they appear.

Record the numerals in the form in which they appear on the source. Add the equivalent numerals in the form preferred by the agency creating the data, indicating that the information was taken from a source outside the resource itself as instructed under 2.2.4. *RDA Test:* No, not both as appear and form preferred by agency.

1.8.3. Substitute numerals for numbers expressed as words.

Series Numbering

AACR2 1.6G

490 \$a Memoir / Royal British
Columbia Museum, \$x
0843-5383 ; \$v no. 4

*Numbering on source of
information: No. 4*

RDA 2.12.9

490 \$a Memoir / Royal British
Columbia Museum, \$x
0843-5383 ; \$v no. 4

490 \$a Amsterdamer
Publikationen zur Sprache
und Literatur ; \$v 5. Bd.

*Numbering on source of
information: 5. Band*

490 \$a Amsterdamer
Publikationen zur Sprache
und Literatur ; \$v 5. **Band**

OLA Conference 2011

AACR2 1.6G. Give the numbering of the item within the series in the terms given in the item. Use abbreviations as instructed in appendix B and numerals as instructed in appendix C.

RDA 2.12.9.3. Record the numbering of the resource within the series as it appears on the source of information. Apply the general guidelines on transcription given under 1.7 and the general guidelines on numbers expressed as numerals or as words given under 1.8. Do not capitalize a term that is part of the series numbering unless the instructions in appendix A appropriate to the language involved require capitalization (e.g., noun capitalization in German). Capitalize other words and alphabetic devices used as part of a numbering system according to the usage in the resource.

RDA A.7. Numbering within Series and Subseries

Do not capitalize a term that is part of the numbering within a series (see 2.12.9) or subseries (see 2.12.17) unless the guidelines given under A.10–A.55 applicable to the language involved require capitalization. Capitalize other words and alphabetic devices according to the usage on the resource.

1.8.2. Record numerals in the form preferred by the agency creating the data, unless the substitution would make the numbering less clear.

Alternatives

Record numerals in the form in which they appear on the source of information. *RDA Test: Yes, apply the alternative – record numerals in form in which they appear.*

Record the numerals in the form in which they appear on the source. Add the equivalent numerals in the form preferred by the agency creating the data, indicating that the information was taken from a source outside the resource itself as instructed under 2.2.4. *RDA Test: No, not both as appear and form preferred by agency.*

1.8.3. Substitute numerals for numbers expressed as words.

Series Numbering

AACR2 1.6G

490 \$a UBCIM publications ;
\$v new ser., v. 22
*Numbering on source of
information: New Series Vol
22*

490 \$a Yearbook / American
Vocational Association ; \$v
6th
*Numbering on source of
information: Sixth*

RDA 2.12.9

490 \$a UBCIM publications ; \$v
new **series, vol** 22

490 \$a Yearbook / American
Vocational Association ; \$v
6th

OLA Conference 2011

AACR2 1.6G. Give the numbering of the item within the series in the terms given in the item. Use abbreviations as instructed in appendix B and numerals as instructed in appendix C.

RDA 2.12.9.3. Record the numbering of the resource within the series as it appears on the source of information. Apply the general guidelines on transcription given under 1.7 and the general guidelines on numbers expressed as numerals or as words given under 1.8.

Do not capitalize a term that is part of the series numbering unless the instructions in appendix A appropriate to the language involved require capitalization (e.g., noun capitalization in German). Capitalize other words and alphabetic devices used as part of a numbering system according to the usage in the resource.

2.12.9.6. If a new sequence of numbering is accompanied by wording to differentiate the sequence, such as new series, include this wording.

If a new sequence of numbering with the same system as before is not accompanied by wording such as new series, supply new series or another appropriate term. Indicate that the information was taken from a source outside the resource itself as instructed under 2.2.4.

RDA A.7. Numbering within Series and Subseries

Do not capitalize a term that is part of the numbering within a series (see 2.12.9) or subseries (see 2.12.17) unless the guidelines given under A.10–A.55 applicable to the language involved require capitalization. Capitalize other words and alphabetic devices according to the usage on the resource.

1.8.2. Record numerals in the form preferred by the agency creating the data, unless the substitution would make the numbering less clear.

Alternatives

Record numerals in the form in which they appear on the source of information. *RDA Test:* Yes, apply the alternative – record numerals in form in which they appear.

Record the numerals in the form in which they appear on the source. Add the equivalent numerals in the form preferred by the agency creating the data, indicating that the information was taken from a source outside the resource itself as instructed under 2.2.4. *RDA Test:* No, not both as appear and form preferred by agency.

1.8.3. Substitute numerals for numbers expressed as words.

ISSNs for Main Series/Subseries

AACR2 1.6H7

490 \$a Acta Universitatis
Wratislaviensis ; \$v no 925.
\$a Historia, \$x 0524-4498 ;
\$v 64

*ISSN for main series, 0239-
6661, also appears on the
resource*

RDA 2.12.8.3

490 \$a Acta Universitatis
Wratislaviensis, \$x 0239-6661
; \$v no 925. \$a Historia, \$x
0524-4498 ; \$v 64

OLA Conference 2011

1.6H7. Give the ISSN of a subseries if it appears in the item being described; in such a case, omit the ISSN of the main series.

Janua linguarum. Series maior, ISSN 0075-3114

not Janua linguarum, ISSN 0446-4796. Series maior, ISSN 0075-3114

LCRI 1.6H7. *LC/PCC* practice: If the ISSN of the subseries is unknown but that of the main series is known, add the ISSN of the main series as follows:

4XX \$a Main series, \$x ISSN ; \$v no. \$a Subseries ; \$v no.

2.12.8.3 If the ISSN (International Standard Serial Number) of a series appears within the resource, record it as it appears.

Optional Omission

If the ISSN of a subseries appears in the resource (see 2.12.16.2), omit the ISSN of the main series.

LCPS for 2.12.8.3: LC practice for Optional omission: Do not omit the ISSN of the main series if the ISSN of the subseries is given.

The ISSN subfield in MARC field 490 has been made repeatable to accommodate the RDA instruction.

New MARC 21 Bibliographic Fields to Record RDA Attributes of Works and Expressions

046 - Special Coded Dates (R)

- \$k - Beginning or single date created (NR)
- \$l - Ending date created (NR)
- \$m - Beginning of date valid (NR)
- \$n - End of date valid (NR)
- \$2 - Source of date (NR)

RDA 6.4 Date of Work

Date of work is a core element when needed to differentiate a work from another work with the same title or from the name of a person, family, or corporate body.

OLA Conference 2011

6.4. Date of work is a core element when needed to differentiate a work from another work with the same title or from the name of a person, family, or corporate body.

6.4.1.1. Date of work is the earliest date associated with a work.

Date of work may be the date the work was created or the date the work was first published or released.

IMPORTANT TO NOTE:

0.6.3 Section 2: Recording Attributes of Work and Expression

If the preferred title for a work is the same as or similar to a title for a different work, or to a name for a person, family, or corporate body, record as many of the additional identifying elements listed below as necessary to differentiate them. **Record the elements either as additions to the access point representing the work, as separate elements, or as both.**

Form of work

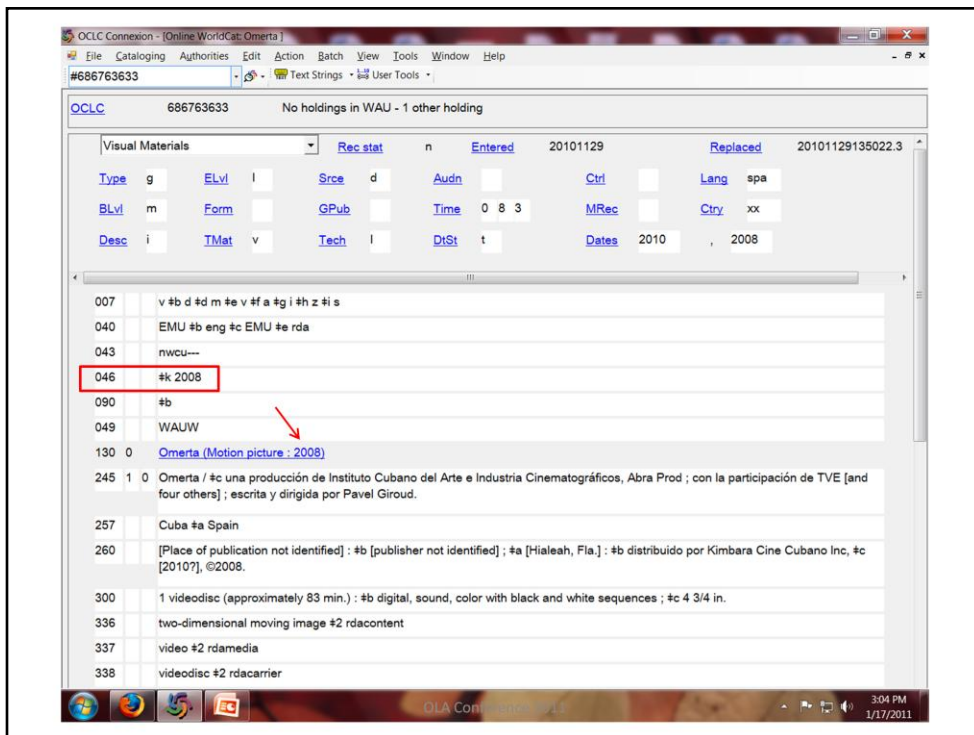
Date of work

Place of origin of the work

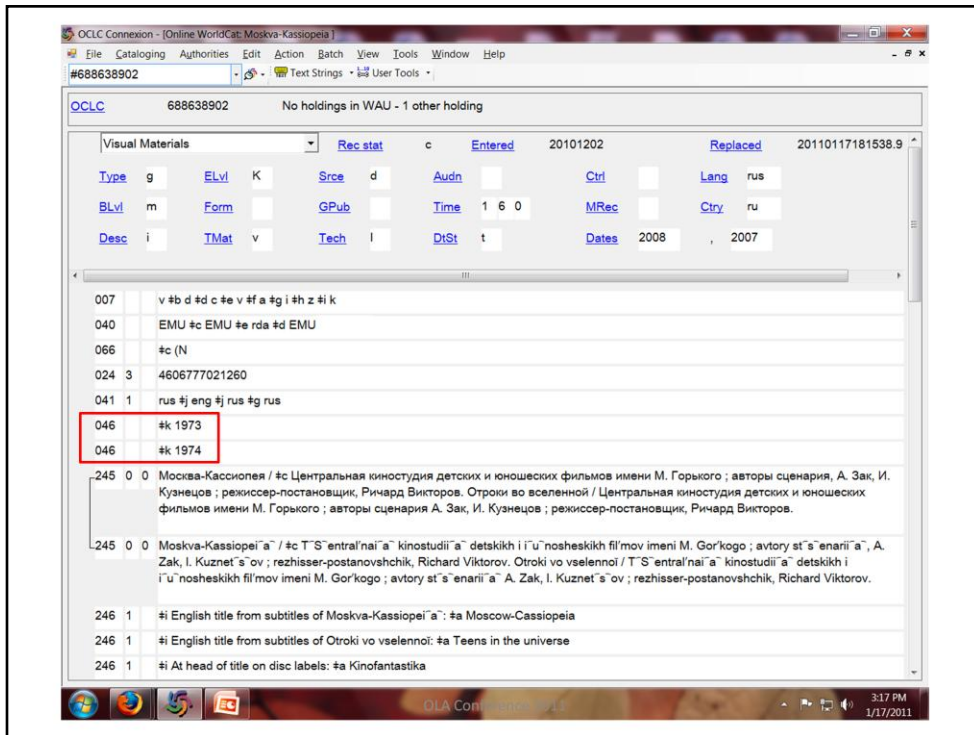
Other distinguishing characteristic of the work

[My emphasis added above; although these separate elements can be recorded in both bibliographic or authority records, *recording them in the access point is sufficient to satisfy the core requirements*]

LCPS for 0.6.3: *LC practice*: When identifying (1) a musical work with a title that is not distinctive or (2) recording an element to differentiate one work or expression from another work or expression or from a name for a person, family, or corporate body, always add the element to the access point.



In this example, the date of creation is needed in the access point to distinguish one motion picture with the same title as others. Including the 046 in the bibliographic record is not required, since the date has been recorded as part of the authorized access point for the work, and that satisfies the core element requirement.



In this example, dates of creation of the two films on this DVD are recorded in two separate 046s, even though they are not needed to distinguish the works from any others with the same titles.

MARC 21 Bibliographic Fields to Accommodate RDA Attributes of Works and Expressions

380 – Form of Work (R)

RDA 6.3 Form of Work

380 ## \$a Motion picture

380 ## \$a Television program

380 ## \$a Choreographic work

380 ## \$a Poem

380 ## \$a Play

380 ## \$a Comic strip

381 – Other Distinguishing Characteristics of Work or Expression (R)

RDA 6.6 Other Distinguishing
Characteristic of the Work

381 ## \$a Geological Survey
(South Africa)

381 ## \$a Philadelphia Museum
of Art

381 ## \$a Douglas

381 ## \$a arranged

OLA Conference 2011

6.3. Form of work is a core element when needed to differentiate a work from another work with the same title or from the name of a person, family, or corporate body.

6.3.1.1. Form of work is a class or genre to which a work belongs.

6.6. Other distinguishing characteristic of the work is a core element when needed to differentiate a work from another work with the same title or from the name of a person, family, or corporate body.

6.6.1.1. Other distinguishing characteristic of the work is a characteristic other than form of work, date of work, or place of origin of the work that serves to differentiate a work from another work with the same title or from the name of a person, family, or corporate body.

Geological Survey (South Africa) Issuing body of a work titled *Bulletin*. There are other works with title *Bulletin*.

Philadelphia Museum of Art Owner of a Jan van Eyck painting titled *Saint Francis receiving the stigmata*. There are other Van Eyck paintings with same title.

Douglas Surname of the director of a 1965 motion picture titled *Harlow*. There is another film produced in 1965 with the same title.

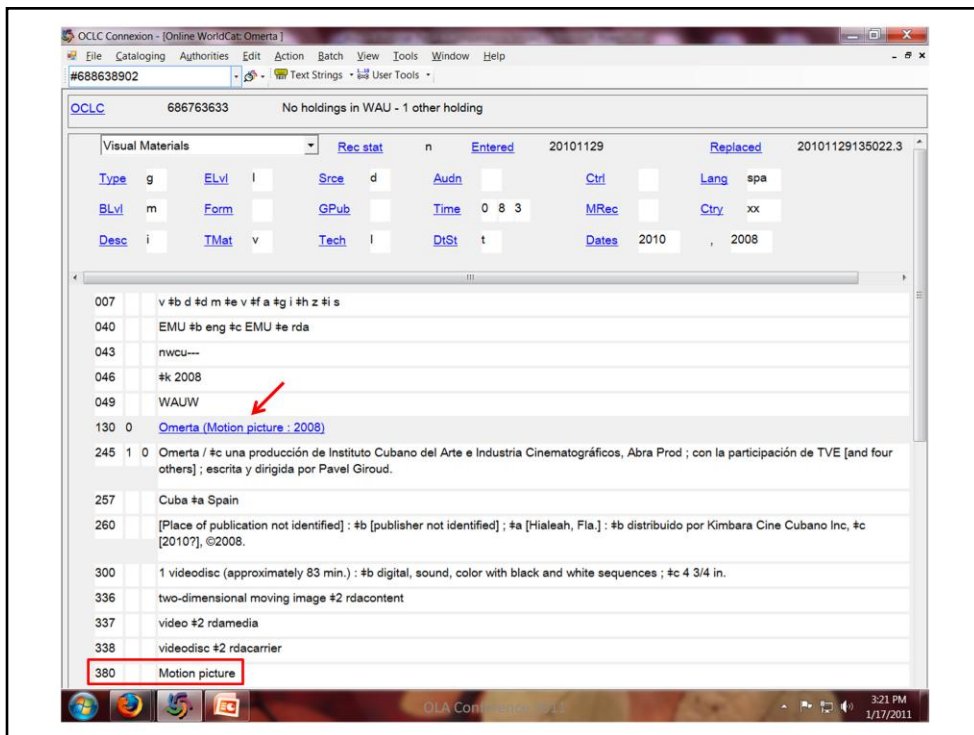
0.6.3 Section 2: Recording Attributes of Work and Expression

If the preferred title for a work is the same as or similar to a title for a different work, or to a name for a person, family, or corporate body, record as many of the additional identifying elements listed below as necessary to differentiate them. Record the elements **either as additions to the access point representing the work, as separate elements, or as both**.

Form of work; Date of work; Place of origin of work; Other distinguishing characteristic of the work

[My emphasis added above; although these separate elements can be recorded in both bibliographic or authority records, *recording them in the access point is sufficient to satisfy the core requirements*].

LCPS for 0.6.3: *LC practice*: When identifying (1) a musical work with a title that is not distinctive or (2) recording an element to differentiate one work or expression from another work or expression or from a name for a person, family, or corporate body, always add the element to the access point.

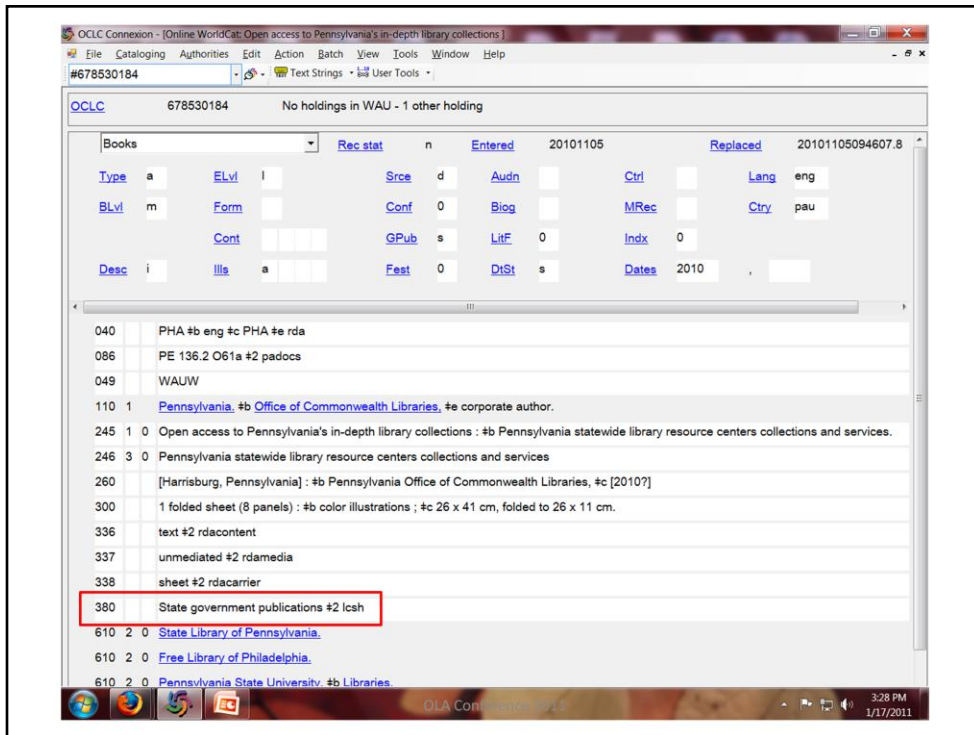


In this example, form of work is a core element because it is needed to distinguish one work with the same title as others. The separate element has been recorded in field 380, but including the form of work in the access point is sufficient to satisfy the core element requirements for that element. The same is true for the date of work. Although 046 for date of work has also been included in this record, recording it in the access point is sufficient.

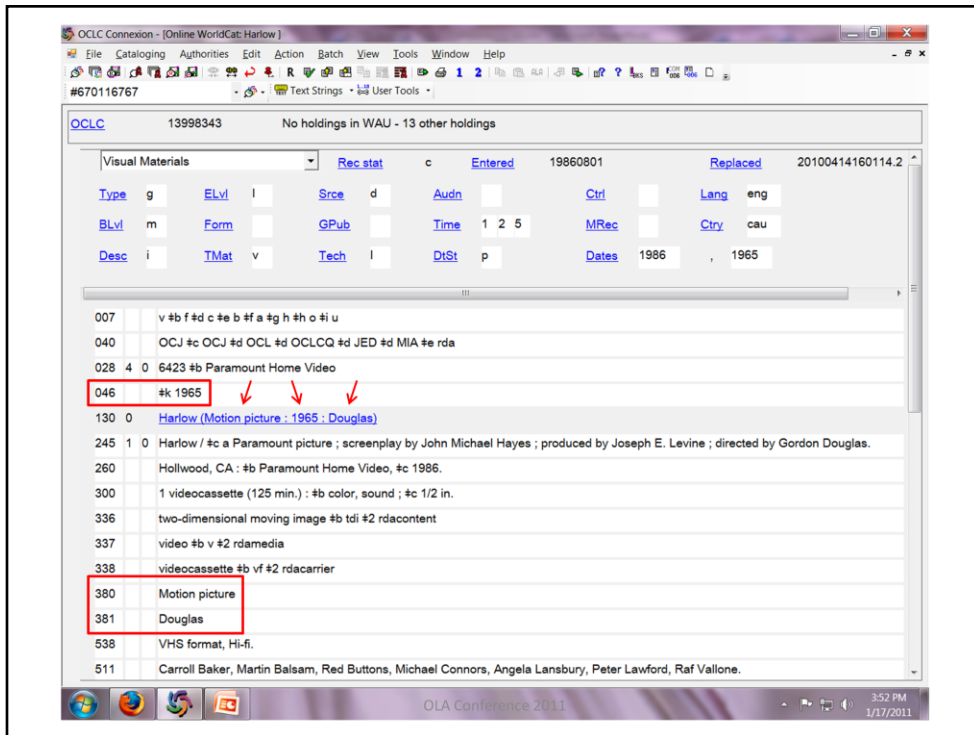
0.6.3 Section 2

If the preferred title for a work is the same as or similar to a title for a different work, or to a name for a person, family, or corporate body, record as many of the additional identifying elements listed below as necessary to differentiate them. Record the elements either as additions to the access point representing the work, as separate elements, or as both.

LCPS for 0.6.3: *LC practice*: When identifying (1) a musical work with a title that is not distinctive or (2) recording an element to differentiate one work or expression from another work or expression or from a name for a person, family, or corporate body, always add the element to the access point.



In this example, form of work has been recorded even though it is not needed to distinguish this work from others. In this example, the source of the term used has been identified in subfield \$2.



This example shows the use of fields 046, 380, and 381. Date of work, form of work, and other distinguishing characteristic of the work are core elements because they are needed to distinguish this work from another with the same title. Including the elements in the authorized access point satisfies the core element requirements, but they may also be recorded as separate elements like here.

MARC 21 Bibliographic Fields to Accommodate RDA Attributes of Works and Expressions

382 – Medium of Performance (R)

RDA 6.15 Medium of
Performance

383 – Numeric Designation of a Musical Work (R)

RDA 6.16 Numeric
Designation of a Musical Work

384 – Key (NR)

RDA 6.17 Key

OLA Conference 2011

6.15 Medium of performance is a core element when needed to differentiate a musical work from another work with the same title. It may also be a core element when identifying a musical work with a title that is not distinctive.

6.15.1.1 Medium of performance is instrument, instruments, voice, voices, etc., for which a musical work was originally conceived.

6.16 Numeric designation is a core element when needed to differentiate a musical work from another work with the same title. It may also be a core element when identifying a musical work with a title that is not distinctive.

6.16.1.1 A numeric designation of a musical work is a serial number, opus number, or thematic index number assigned to a musical work by a composer, publisher, or a musicologist.

6.17 Key is a core element when needed to differentiate a musical work from another work with the same title. It may also be a core element when identifying a musical work with a title that is not distinctive.

6.17.1.1 Key is the set of pitch relationships that establishes the tonal centre, or principal tonal centre, of a musical work. Key is designated by its pitch name and its mode, when it is major or minor.

0.6.3 Section 2: Recording Attributes of Work and Expression

When identifying a musical work with a title that is not distinctive, record as many of the following elements as are applicable. For musical works with distinctive titles, record as many of the following elements as necessary to differentiate the work from others with the same title. **Record the elements either as additions to the access point representing the work, as separate elements, or as both.**

Medium of performance

Numeric designation of a musical work

Key

LCPS for 0.6.3: *LC practice*: When identifying (1) a musical work with a title that is not distinctive or (2) recording an element to differentiate one work or expression from another work or expression or from a name for a person, family, or corporate body, always add the element to the access point.

OCLC Connexion - [Online Bibliographic Save File: Sonata in G-dur für Viola da gamba oder Viola und Basso continuo]

OCLC 38315523 Held by WAU - 46 other holdings; 5 other IRs

Save File 626 Expires in 14 days

Scores Rec stat c Entered 19980204 Replaced 20110511145423.4

Type c ELVl Scce d Audn Ctrl Lang zxx

BLVl m Form Comp sn AccM h i MRec Ctry sz

Desc i FMus a LTxt n DtSt s Dates 1997 .

040 WSU #b eng #c DLC #d LVB #d OCLCG #d WAU #d EYM #d WAU #e rda

028 3 2 BP B18 #b Amadeus

041 0 #g ger #g eng

090 #b

049 WAUJW

100 1 Telemann, Georg Philipp, #d 1681-1767, #e composer.

240 1 0 Sonatas, #m viola da gamba, continuo, #n TWV 41:G6, #r G major

245 1 0 Sonata in G-dur für Viola da gamba oder Viola und Basso continuo = #b Sonata in G major for viola da gamba or viola and basso continuo : Der Getreue Music-Meister / #c Georg Philipp Telemann ; herausgegeben und Continuo-Aussetzung von Harry Joelson.

246 3 1 Sonata in G major for viola da gamba or viola and basso continuo

260 Winterthur, Schweiz : #b Amadeus, #c 1997.

300 1 score (9 pages) + 2 parts ; #c 31 cm

336 notated music #2 rdacontent

337 unmediated #2 rdamedia

338 volume #2 rdacarrier

382 viola da gamba #a continuo

382 viola #a continuo

383 #c TWV 41:G6

384 G major

Medium of performance, numeric designation, and key recorded as part of the access point for the work

Mediums of performance, numeric designation, and key also recorded as separate elements

Medium of performance, numeric designation, and key recorded to distinguish one work by Telemann with the collective title Sonatas from others with the same title. Recording these elements as part of the access point for the work is sufficient, but optionally they may also be included in a bibliographic or authority record. Note in this case the presence of two 382s for medium of performance, since the score is actually for two different mediums of performance.

LCPS for 0.6.3: *LC practice*: When identifying (1) a musical work with a title that is not distinctive or (2) recording an element to differentiate one work or expression from another work or expression or from a name for a person, family, or corporate body, always add the element to the access point.

ACCESS POINTS & AUTHORITY RECORDS

Relationships

Relationships to Persons, Families, & Corporate Bodies
Associated with a Resource: RDA 18-22

Relationships between Works, Expressions, Manifestations, &
Items: RDA 24-28

Relationships between Persons, Families, & Corporate Bodies:
RDA 29-32

18.5.1.3 Record one or more appropriate terms from the list in appendix I with an identifier and/or authorized access point representing the person, family, or corporate body to indicate the nature of the relationship more specifically than is indicated by the defined scope of the relationship element itself.

24.5.1.3 Record an appropriate term from the list in appendix J to indicate the nature of the relationship more specifically than is indicated by the defined scope of the relationship element itself.

29.5.1.3 Record an appropriate term from the list in appendix K to indicate the nature of the relationship more specifically than is indicated by the defined scope of the relationship element itself.

OLA Conference 2011

A few words about relationships. In RDA there is much more importance given to indicating the nature of relationships than there was in AACR2. Three types of relationships are covered by various chapters in RDA, and there are three appendices with lists of relationship designators that can be used in conjunction with access points to indicate explicitly the type of relationship. The designators are not required elements, but their use may enable systems to do some things that they cannot now do. In the examples in upcoming slides, I've always shown the use of the relationship designators when appropriate.

18.1.6 The term relationship designator refers to a designator that indicates the nature of the relationship between a resource and a person, family, or corporate body associated with that resource represented by an authorized access point and/or identifier.

24.1.5 The term relationship designator refers to a designator that indicates the nature of the relationship between works, expressions, manifestations, or items represented by authorized access points, descriptions, and/or identifiers.

24.4 Record the relationship between a work, expression, manifestation, or item and a related work, expression, manifestation, or item using one or more of the conventions described under 24.4.1 (identifier), 24.4.2 (authorized access point), or 24.4.3 (description), as applicable.

Record an appropriate relationship designator (see 24.5) to indicate the nature of the relationship more specifically than is indicated by the defined scope of the relationship element itself.

24.5.1.1 A relationship designator is a designator that indicates the nature of the relationship between works, expressions, manifestations, or items represented by authorized access points, descriptions, and/or identifiers.

24.5.1.3 Record an appropriate term from the list in appendix J to indicate the nature of the relationship more specifically than is indicated by the defined scope of the relationship element itself.

29.1.5 The term relationship designator refers to a designator that indicates the nature of the relationship between persons, families, or corporate bodies represented by authorized access points and/or identifiers.

29.4 Record the relationship between a person, family, or corporate body, and a related person, family, or corporate body using one or more of the conventions described under 29.4.1 (identifier) and/or 29.4.2, (authorized access point) as applicable. Record an appropriate relationship designator (see 29.5) to indicate the nature of the relationship more specifically than is indicated by the defined scope of the relationship element itself.

29.5.1.1 A relationship designator is a designator that indicates the nature of the relationship between persons, families, or corporate bodies represented by authorized access points and/or identifiers.

29.5.1.3 Record an appropriate term from the list in appendix K to indicate the nature of the relationship more specifically than is indicated by the defined scope of the relationship element itself.

Access Points

AACR2 21.6C2, 21.30B1

245 00 \$a Managing bird damage to fruit and other horticultural crops / John Tracey ... [et al.].

700 1_ \$a Tracey, John Paul.

RDA 6.27.1.3, 17.8, 19.2.1.3, 18.5.1.3

100 1_ \$a Tracey, John Paul, \$e author.

245 10 \$a Managing bird damage to fruit and other horticultural crops / John Tracey, Mary Bomford, Quentin Hart, Glen Saunders, Ron Sinclair.

700 1_ \$a Bomford, Mary, \$e author.

700 1_ \$a Hart, Quentin, \$e author.

700 1_ \$a Saunders, Glen, \$e author.

700 1_ \$a Sinclair, Ron, \$e author.

OLA Conference 2011

AACR2 21.6C2. If responsibility is shared among more than three persons or corporate bodies and principal responsibility is not attributed to any one, two, or three, enter under title. Make an added entry under the heading for the first person or corporate body named prominently in the item being catalogued. If editors are named prominently, make an added entry under the heading for each if there are not more than three. If there are more than three named prominently, make an added entry under the heading for the principal editor and/or for the one named first.

21.30B1. If the main entry is under the heading for a corporate body or under a title, make added entries under the headings for collaborating persons if there are not more than three, or under the heading for the first named of four or more.

RDA 6.27.1.3 If principal responsibility for the work is not indicated, construct the authorized access point representing the work using the authorized access point representing the first-named person, family, or corporate body followed by the preferred title for the work.

17.8 Work Manifested. CORE ELEMENT. If more than one work is embodied in the manifestation, only the predominant or first-named work manifested is required.

17.8.1.1 A work manifested is a work embodied in a manifestation.

17.8.1.3 Record a work manifested applying the general guidelines on recording primary relationships given under 17.4. [Which are: Identifier for the Work; Authorized Access Point Representing the Work; Composite Description]

LCPS for 17.8: *LC practice for Core element*: For resources other than compilations, this core element is covered by the authorized access point for the work when present in a MARC bibliographic record (not possible to give this core element separately in a MARC record).

For compilations of works, give an analytical authorized access point for the predominant or first work in the compilation when it represents a substantial part of the resource. Disregard contributions such as a preface or introductory chapter. Generally, do not apply this core element to anthologies of poetry, conference proceedings, journals, collections of interviews or letters, and similar resources.

19.2.1.3 Record a creator applying the general guidelines on recording relationships to persons, families, and corporate bodies associated with a resource given under 18.4.

18.5.1.3 Record one or more appropriate terms from the list in appendix I with an identifier and/or authorized access point representing the person, family, or corporate body to indicate the nature of the relationship more specifically than is indicated by the defined scope of the relationship element itself. If none of the terms listed in appendix I is appropriate or sufficiently specific, use a term designating the nature of the relationship as concisely as possible. *Note*: RDA appendices are not closed lists. If a term is needed that isn't in the appendices, catalogers can devise a term and notify the JSC for possible inclusion in RDA. Catalogers can also use other vocabularies.

Note: the policy on how many names to include in a statement of responsibility doesn't automatically correspond to the same policy for how many authorized access points to give. You could give "[and four others]" in the 245 and still give four 700 fields, or you could give all in the 245 but none in 700 fields or only some in 700 fields.

Note: the across-the-board use of relationship designators is a change from AACR2. However, use of designators is still optional in RDA (18.5 Relationship Designator is not a core element). LCPS for 18.5.1.3 only mandates the inclusion of the designator "illustrator" in access points in bibliographic records for an illustrator of resources intended for children.

Access Points

AACR2 21.7B1, 21.30D

245 00 \$a Sexual justice/cultural justice : \$b critical perspectives in political theory and practice / \$c edited by Barbara Arneil ... [et al.].

700 1_ \$a Arneil, Barbara.

RDA 6.27.1.4, 17.8, 20.2.1.3, 18.5.1.3

245 00 \$a Sexual justice/cultural justice : \$b critical perspectives in political theory and practice / \$c edited by Barbara Arneil, Monique Deveaux, Rita Dhamoon and Avigail Eisenberg.

700 1_ \$a Arneil, Barbara, \$e editor of compilation.

700 1_ \$a Deveaux, Monique, \$e editor of compilation.

700 1_ \$a Dhamoon, Rita, \$d 1970-\$e editor of compilation.

700 1_ \$a Eisenberg, Avigail I., \$d 1962-\$e editor of compilation.

OLA Conference 2011

21.7B1. Enter a work falling into one of the categories given in 21.7A under its title if it has a collective title. Make added entries under the headings for the compilers/editors if there are not more than three and if they are named prominently in the item being catalogued. If there are more than three compilers/editors named prominently, make an added entry under the heading for the principal compiler/editor and/or for the one named first.

21.30D1. Make an added entry under the heading for a prominently named editor or compiler. For serials and integrating resources, make an added entry under the heading for an editor if considered to be important.

6.27.1.4 If the work is a compilation of works by different persons, families, or corporate bodies, construct the authorized access point representing the work using the preferred title for the compilation, formulated according to the instructions given under 6.2.2.

17.8 Work Manifested. CORE ELEMENT. If more than one work is embodied in the manifestation, only the predominant or first-named work manifested is required.

17.8.1.1 A work manifested is a work embodied in a manifestation.

17.8.1.3 Record a work manifested applying the general guidelines on recording primary relationships given under 17.4. [Which are: Identifier for the Work; Authorized Access Point Representing the Work; Composite Description]

LCPS for 17.8: *LC practice for Core element*: For resources other than compilations, this core element is covered by the authorized access point for the work when present in a MARC bibliographic record (not possible to give this core element separately in a MARC record).

For compilations of works, give an analytical authorized access point for the predominant or first work in the compilation when it represents a substantial part of the resource. Disregard contributions such as a preface or introductory chapter. Generally, do not apply this core element to anthologies of poetry, conference proceedings, journals, collections of interviews or letters, and similar resources.

20.2.1.3 Record a contributor applying the general guidelines on recording relationships to persons, families, and corporate bodies associated with a resource given under 18.4.

18.5.1.3 Record one or more appropriate terms from the list in appendix I with an identifier and/or authorized access point representing the person, family, or corporate body to indicate the nature of the relationship more specifically than is indicated by the defined scope of the relationship element itself.

Note: the policy on how many names to include in a statement of responsibility doesn't automatically correspond to the same policy for how many authorized access points to give. You could give [and three others] in the 245 and still give four 700 fields, or you could give all in the 245 but none in 700 fields or only some in 700 fields.

Note: the across-the-board use of relationship designators is a change from AACR2.

Note: in this instance this work is named solely by its preferred title, which is also the title proper of this manifestation. Since it is a collection of articles, one could give analytical access points for them. Note however the LCPS which says to give an analytical access point for only the first work if it is predominant or a substantial part of the resource and generally not to do so for conference proceedings and similar resources.

Compilations Lacking Collective Title

AACR2 21.7C1

100 1_ \$a Baden, Conrad.
 240 10 \$a Symphonies, \$n no. 6
 245 10 \$a Sinfonia espressiva \$h
 [sound recording] / \$c Conrad
 Baden. Symphony no. 3, op. 26
 / Hallvard Johnsen. Symphony
 no. 2 / Bjarne Brustad.
 700 12 \$a Johnsen, Hallvard. \$t
 Symphonies, \$n no. 3, op. 26.
 700 12 \$a Brustad, Bjarne. \$t
 Symphonies, \$n no. 2.

RDA 6.27.1.4, 17.8, 24.5.1.3

245 00 \$a Sinfonia espressiva / \$c
 Conrad Baden. Symphony no. 3,
 op. 26 / Hallvard Johnsen.
 Symphony no. 2 / Bjarne
 Brustad.
 700 12 \$a Baden, Conrad. \$t
 Symphonies, \$n no. 6.
 700 12 \$a Johnsen, Hallvard. \$t
 Symphonies, \$n no. 3, op. 26.
 700 12 \$a Brustad, Bjarne. \$t
 Symphonies, \$n no. 2.

OLA Conference 2011

21.7C1. If a work falling into one of the categories given in 21.7A1 lacks a collective title, enter it under the heading appropriate to the first work named in the chief source of information of the item being catalogued. If the item lacks a collective chief source of information, enter it under the heading appropriate to the first work in the item. Make added entries for editors/compiler and for the other works as instructed in 21.7B1, insofar as it applies to works without a collective title.

6.27.1.4 Compilations of Works by Different Persons, Families, or Corporate Bodies

If the compilation lacks a collective title, construct separate access points for each of the works in the compilation.

Alternative

Instead of (or in addition to) constructing access points for each of the works in the compilation, construct an authorized access point representing the compilation using a devised title formulated according to the instructions given under 2.3.2.11.

Whether to devise a title proper (see next slide) was left to LC cataloger's judgment for the RDA Test.

17.8 Work Manifested. CORE ELEMENT. If more than one work is embodied in the manifestation, only the predominant or first-named work manifested is required.

17.8.1.1 A work manifested is a work embodied in a manifestation.

17.8.1.3 Record a work manifested applying the general guidelines on recording primary relationships given under 17.4. [Which are: Identifier for the Work; Authorized Access Point Representing the Work; Composite Description]

LCPS for 17.8: *LC practice for Core element*: For resources other than compilations, this core element is covered by the authorized access point for the work when present in a MARC bibliographic record (not possible to give this core element separately in a MARC record).

For compilations of works, give an analytical authorized access point for the predominant or first work in the compilation when it represents a substantial part of the resource. Disregard contributions such as a preface or introductory chapter. Generally, do not apply this core element to anthologies of poetry, conference proceedings, journals, collections of interviews or letters, and similar resources.

24.5.1.3 Record an appropriate term from the list in appendix J to indicate the nature of the relationship more specifically than is indicated by the defined scope of the relationship element itself. *HOWEVER, in the situation in this slide, the MARC second indicator value of "2" indicates the relationship, so a relationship designator is not used.*

Compilations Lacking Collective Title

AACR2 21.7C1

100 1_ \$a Baden, Conrad.
 240 10 \$a Symphonies, \$n no. 6
 245 10 \$a Sinfonia espressiva \$h
 [sound recording] / \$c Conrad
 Baden. Symphony no. 3, op. 26
 / Hallvard Johnsen. Symphony
 no. 2 / Bjarne Brustad.
 700 12 \$a Johnsen, Hallvard. \$t
 Symphonies, \$n no. 3, op. 26.
 700 12 \$a Brustad, Bjarne. \$t
 Symphonies, \$n no. 2.

RDA 6.27.1.4 Alternative, 17.8, 24.5.1.3

245 00 \$a [Three Norwegian
 symphonies].
 500 __ \$a Title devised by cataloger.
 505 0_ \$a Sinfonia espressiva /
 Conrad Baden -- Symphony no. 3,
 op. 26 / Hallvard Johnsen --
 Symphony no. 2 / Bjarne Brustad.
 700 12 \$a Baden, Conrad. \$t
 Symphonies, \$n no. 6.
 700 12 \$a Johnsen, Hallvard. \$t
 Symphonies, \$n no. 3, op. 26.
 700 12 \$a Brustad, Bjarne. \$t
 Symphonies, \$n no. 2.

OLA Conference 2011

21.7C1. If a work falling into one of the categories given in 21.7A1 lacks a collective title, enter it under the heading appropriate to the first work named in the chief source of information of the item being catalogued. If the item lacks a collective chief source of information, enter it under the heading appropriate to the first work in the item. Make added entries for editors/compilers and for the other works as instructed in 21.7B1, insofar as it applies to works without a collective title.

6.27.1.4 Compilations of Works by Different Persons, Families, or Corporate Bodies
 If the compilation lacks a collective title, construct separate access points for each of the works in the compilation.

Alternative

Instead of (or in addition to) constructing access points for each of the works in the compilation, construct an authorized access point representing the compilation using a devised title formulated according to the instructions given under 2.3.2.11.

Whether to devise a title proper was LC cataloger's judgment during the RDA Test.

Note: Cataloger's judgment which convention to use (and whether to use more than one) to express relationships: could be only the 505 (description) or could be only 700s (authorized access points for the works manifested) or could be both. Could also be only identifiers or identifiers along with description and/or access points (note: identifiers alone were not used during the U.S. test of RDA (LCPS for 17.4.2.2)).

24.5.1.3 Record an appropriate term from the list in appendix J to indicate the nature of the relationship more specifically than is indicated by the defined scope of the relationship element itself. *HOWEVER, in the situation in this slide, the MARC second indicator value of "2" indicates the relationship, so a relationship designator is not used.*

Two or More Unnumbered or Non-Consecutively Numbered Parts of a Work

AACR2 25.6B3

100 0_ \$a Homer.
240 10 \$a Iliad. \$k Selections
245 10 \$a Homer's Iliad,
books I, VI, XX, and XXIV /
\$c with a copious
vocabulary for the use of
schools and colleges, by
James Fergusson.

RDA 6.27.2.3, 17.8, 24.5.1.3

100 0_ \$a Homer, \$e author.
245 10 \$a Homer's Iliad, books I, VI,
XX, and XXIV / \$c with a copious
vocabulary for the use of schools
and colleges, by James Fergusson.
700 02 \$a Homer. \$t Iliad. \$n Book 1.
700 02 \$a Homer. \$t Iliad. \$n Book 6.
700 02 \$a Homer. \$t Iliad. \$n Book 20.
700 02 \$a Homer. \$t Iliad. \$n Book 24.

OLA Conference 2011

25.6B3. If the item consists of three or more unnumbered or nonconsecutively numbered parts of, or of extracts from, a work, use the uniform title for the whole work followed by *Selections*.

6.27.2.3 Two or More Parts

When identifying two or more unnumbered or non-consecutively numbered parts of a work, construct authorized access points for each of the parts applying the instructions given under 6.27.2.2.

Alternative

When identifying two or more unnumbered or non-consecutively numbered parts of a work, treat the parts as an expression of the whole work. Construct the authorized access point representing the expression by adding Selections to the authorized access point representing the work as a whole (see 6.27.1 and 6.12.1.4).

LC Policy Statement 6.27.2.3: *LC practice for Alternative*: Construct the authorized access point representing the expression by adding Selections to the authorized access point representing the work as a whole.

24.5.1.3 Record an appropriate term from the list in appendix J to indicate the nature of the relationship more specifically than is indicated by the defined scope of the relationship element itself. *However in the example shown in this slide, the second indicator value of "2" already indicates the type of relationship, so no relationship designator is used.*

Two or More Unnumbered or Non-Consecutively Numbered Parts of a Work

AACR2 25.6B3

100 0_ \$a Homer.
240 10 \$a Iliad. \$k Selections
245 10 \$a Homer's Iliad, books I, VI, XX, and XXIV / \$c with a copious vocabulary for the use of schools and colleges, by James Fergusson.

RDA 6.27.2.3 Alternative, 17.10, 24.5.1.3, 25.1

100 0_ \$a Homer, \$e author.
240 10 \$a Iliad. \$k Selections
245 10 \$a Homer's Iliad, books I, VI, XX, and XXIV / \$c with a copious vocabulary for the use of schools and colleges, by James Fergusson.
700 02 \$a Homer. \$t Iliad. \$n Book 1.
700 02 \$a Homer. \$t Iliad. \$n Book 6.
700 02 \$a Homer. \$t Iliad. \$n Book 20.
700 02 \$a Homer. \$t Iliad. \$n Book 24.

OLA Conference 2011

25.6B3. If the item consists of three or more unnumbered or nonconsecutively numbered parts of, or of extracts from, a work, use the uniform title for the whole work followed by *Selections*.

6.27.2.3 Two or More Parts

When identifying two or more unnumbered or non-consecutively numbered parts of a work, construct authorized access points for each of the parts applying the instructions given under 6.27.2.2.

Alternative

When identifying two or more unnumbered or non-consecutively numbered parts of a work, treat the parts as an expression of the whole work. Construct the authorized access point representing the expression by adding *Selections* to the authorized access point representing the work as a whole (see 6.27.1 and 6.12.1.4).

LC Policy Statement 6.27.2.3: *LC practice for Alternative*: Construct the authorized access point representing the expression by adding *Selections* to the authorized access point representing the work as a whole.

The 700 added entries in the RDA example could be made based on the instructions for referencing related works in chapter 25.

24.5.1.3 Record an appropriate term from the list in appendix J to indicate the nature of the relationship more specifically than is indicated by the defined scope of the relationship element itself. *However, since the second indicator value of "2" indicates the type or relationship, a relationship designator is not used in this situation.*

17.10 Expression Manifested CORE ELEMENT Expression manifested is a core element if there is more than one expression of the work manifested. If more than one expression is embodied in the manifestation, only the predominant or first-named expression manifested is required.

17.10.1.1 An expression manifested is an expression embodied in a manifestation.

17.10.1.3 Record an expression manifested applying the general guidelines on recording primary relationships given under 17.4. [Which are: Identifier for the Expression; Authorized Access Point Representing the Expression; Composite Description]

LCPS for 17.10: *LC practice for Core element*: For resources other than compilations, this core element is covered by the authorized access point for the expression when present in a MARC bibliographic record (not possible to give this core element separately in a MARC record).

For compilations of expressions, give an analytical authorized access point for the predominant or first expression in the compilation when it represents a substantial part of the resource. Disregard contributions such as a preface or introductory chapter. Generally, do not apply this core element to anthologies of poetry, conference proceedings, journals, collections of interviews or letters, and similar resources.

Related Works

AACR2 21.28

100 1_ \$a McCaig, Donald.
245 10 \$a Rhett Butler's
people / \$c Donald McCaig.
500 __ \$a Sequel to Margaret
Mitchell's *Gone with the
wind*.
700 1_ \$a Mitchell, Margaret,
\$d 1900-1949. \$t *Gone with
the wind*.

RDA 25.1, 24.5

100 1_ \$a McCaig, Donald, \$e
author.
245 10 \$a Rhett Butler's
people / \$c Donald McCaig.
700 1_ \$i Sequel to: \$a
Mitchell, Margaret, \$d
1900-1949. \$t *Gone with
the wind*.

OLA Conference 2011

AACR2 21.28 Related Works

21.28A1. Apply this rule to a separately catalogued work (see also 1.1B9, 1.5E1a, and 1.9) that has a relationship to another work. Such works include:

continuations and sequels; supplements; indexes;
concordances; incidental music to dramatic works;
cadenzas; scenarios, screenplays, etc.; choreographies;
librettos and other texts set to music; subseries;
special numbers of serials; collections of extracts from serials

Do not apply this rule to a work that has only a subject relationship to another work.

For particular types of relationship (e.g., adaptations, revisions, translations), see 21.8-21.27.

21.28B1. Enter a related work under its own heading (personal author, corporate body, or title) according to the appropriate rule in this chapter. Make an added entry (name-title or title, as appropriate) for the work to which it is related.

RDA 25.1.1.1 A related work is a work related to the resource being described (e.g., an adaptation, commentary, supplement, sequel, part of a larger work).

25.1.1.3 Reference a related work applying the general guidelines on referencing related works, expressions, manifestations, and items given under 24.4. [*Which are:* Identifier for the Related Work; Authorized Access Point Representing the Related Work; Description (structured or unstructured) of the Related Work]

24.5.1.3 Record an appropriate term from the list in appendix J to indicate the nature of the relationship more specifically than is indicated by the defined scope of the relationship element itself. If none of the terms listed in appendix J is appropriate or sufficiently specific, use a term designating the nature of the relationship as concisely as possible. When using an unstructured description, indicate the nature of the relationship as part of the unstructured description. *Note: RDA appendices are not closed lists. If a term is needed that isn't in an appendix, the cataloger can devise their own term and notify the JSC for possible inclusion in the RDA appendix. Catalogers can also use other vocabularies.*

Note: in the RDA example in the slide, the unstructured description given in the 500 note field of the AACR2 record could also be included in the RDA record, but it's probably unnecessary when the relationship designator has been used with the authorized access point for the related work.

LCPS for 1.7.1. When subfield \$i for relationship designator is used, it is the first subfield, the first word is capitalized, and the subfield ends with a colon.

Related Expressions

AACR2 21.14A, 21.30G, 25.5C1

100 1_ \$a Arrupe, Pedro, \$d
1907-1991.

240 10 \$a Aquí me tienes,
Señor. \$l English

245 10 \$a Chosen by God : \$b
Pedro Arrupe's retreat
notes, 1965 / \$c translated
with an introduction by
Joseph A. Munitiz ; edited
by Philip Endean and
Elizabeth Lock.

RDA 26.1, 24.5

100 1_ \$a Arrupe, Pedro, \$d
1907-1991, \$e author.

240 10 \$a Aquí me tienes, Señor.
\$l English

245 10 \$a Chosen by God : \$b
Pedro Arrupe's retreat notes,
1965 / \$c translated with an
introduction by Joseph A.
Munitiz, SJ ; edited by Philip
Endean, SJ and Elizabeth Lock.

700 1_ \$i Translation of: \$a
Arrupe, Pedro, \$d 1907-1991.
\$t Aquí me tienes, Señor.

OLA Conference 2011

21.14A. Enter a translation under the heading appropriate to the original. Make an added entry under the heading for the translator if appropriate under the provisions of 21.30K1.

25.5C1. If the linguistic content of the item being catalogued is different from that of the original (e.g., a translation, a dubbed motion picture), add the name of the language of the item to the uniform title. Precede the language by a full stop.

21.30G1. Make an added entry under the heading for a work to which the work being catalogued is closely related (see 21.8-21.28 for guidance in specific cases). *NOTE however that in AACR2 for a translation we wouldn't normally make an added entry for the original language expression of the work. 21.14A says nothing about making that kind of added entry.*

21.28B1. Enter a related work under its own heading (personal author, corporate body, or title) according to the appropriate rule in this chapter. Make an added entry (name-title or title, as appropriate) for the work to which it is related.

26.1.1.1 A related expression is an expression related to the expression represented by an identifier, an authorized access point, or a description (e.g., a revised version, a translation).

26.1.1.3 Reference a related expression applying the general guidelines on referencing related works, expressions, manifestations, and items given under 24.4. [*Which are:* Identifier for the Related Work; Authorized Access Point Representing the Related Work; Description (structured or unstructured) of the Related Work]

24.5.1.3 Record an appropriate term from the list in appendix J to indicate the nature of the relationship more specifically than is indicated by the defined scope of the relationship element itself. If none of the terms listed in appendix J is appropriate or sufficiently specific, use a term designating the nature of the relationship as concisely as possible. When using an unstructured description, indicate the nature of the relationship as part of the unstructured description. *Note: RDA appendices are not closed lists. If a term is needed that isn't in an appendix, the cataloger can devise their own term and notify the JSC for possible inclusion in the RDA appendix. Catalogers can also use other vocabularies.*

LCPS for 1.7.1. When subfield \$i for relationship designator is used, it is the first subfield, the first word is capitalized, and the subfield ends with a colon.

Personal Name Headings – Fictitious Persons

AACR2 21.4C1

100 1_ \$a Beard, Henry.
245 10 \$a Miss Piggy's guide to
life / \$c by Miss Piggy as
told to Henry Beard.

245 00 \$a Before you leap : \$b
a frog's-eye view of life's
greatest lessons / \$c by
Kermit the Frog.

RDA 9.0, 19.2, 18.5

100 0_ \$a Miss Piggy, \$e
author.
245 10 \$a Miss Piggy's guide to
life / \$c by Miss Piggy as
told to Henry Beard.

700 1_ \$a Beard, Henry, \$e
author.

100 0_ \$a Kermit, \$c the Frog,
\$e author.
245 10 \$a Before you leap : \$b
a frog's-eye view of life's
greatest lessons / \$c by
Kermit the Frog.

OLA Conference 2011

In RDA, fictitious entities and real non-human entities can receive access points as creators and contributors. Here are two well known examples of fictitious (and non-human) entities.

AACR2 21.4C. Works erroneously or fictitiously attributed to a person or corporate body
If responsibility for a work is known to be erroneously or fictitiously attributed to a person, enter under the actual personal author or under title if the actual personal author is not known. Make an added entry under the heading for the person to whom the authorship is attributed, unless he or she is not a real person.

The hums of Pooh / by Winnie the Pooh
(Written by A.A. Milne)

Main entry under the heading for Milne

Farmer
The adventure of the peerless peer / by John H. Watson ; edited by Philip José

(Written by Farmer as if by the fictitious Dr. Watson)

Main entry under the heading for Farmer

RDA 9.0. Persons include fictitious entities.

LCPS for 9.0: *LC/NACO practice*: Apply this chapter to fictitious entities and real non-human entities having roles as creators or contributors. To avoid changes in LCSH during the RDA Test, LC testers and non-LC testers who are NACO participants should create name authority records for such entities and tell the Policy and Standards Division (PSD) when there is a counterpart heading in LCSH; PSD will compile a list of subject headings for possible deletion, once a decision is made regarding implementation of RDA.

Note: There doesn't appear to be a better designator in RDA for Beard's role than "author." In reality, he *is* the author of the book, but he is presented on the resource as the person who collaborated with Miss Piggy in some unclear way. [The *Free Online Dictionary* defines "as-told-to" as: Written by a professional author based on conversations with the subject.]

Personal Name Headings – Real Non-Human Entities

AACR2

245 00 \$a Dear Socks, dear
Buddy : \$b kids' letters to
the first pets / \$c [compiled,
with a foreword, by] Hillary
Rodham Clinton.

700 1_ \$a Clinton, Hillary
Rodham.

RDA 9.0, 19.2, 18.5

245 00 \$a Dear Socks, dear
Buddy : \$b kids' letters to
the first pets / \$c [compiled,
with a foreword, by] Hillary
Rodham Clinton.

700 0_ \$a Socks \$c (Cat), \$d
1989-2009, \$e addressee.

700 0_ \$a Buddy \$c (Dog), \$d
1997-2002, \$e addressee.

700 1_ \$a Clinton, Hillary
Rodham, \$e editor of
compilation.

OLA Conference 2011

In RDA, fictitious entities and real non-human entities can receive access points as creators and contributors. Here's an example of real non-human entities. In AACR2 neither Socks nor Buddy could be established as name headings, but in RDA they are treated as individuals who can be given access points if appropriate.

Note the definition of person in the RDA Glossary: **Person:** An individual or an identity established by an individual (either alone or in collaboration with one or more other individuals). This definition does not require that an individual be a human.

LCPS for 9.0: *LC/NACO practice:* Apply this chapter to fictitious entities and real non-human entities having roles as creators or contributors. To avoid changes in LCSH during the RDA Test, LC testers and non-LC testers who are NACO participants should create name authority records for such entities and tell the Policy and Standards Division (PSD) when there is a counterpart heading in LCSH; PSD will compile a list of subject headings for possible deletion, once a decision is made regarding implementation of RDA.

Personal Name Headings – Pseudonyms

AACR2 22.2B

AACR2 22.2B3 says that if a person is a contemporary and uses more than one name, including at least one pseudonym, establish as many headings as there are names. For non-contemporaries, 22.2B2 specifies the same, provided the cataloger can identify "separate bibliographic identities"; otherwise, non-contemporaries have one heading.

RDA 9.2.2.8

If an individual has more than one identity, choose the name associated with each identity as the preferred name for that identity. Consider an individual who uses one or more pseudonyms, or his or her real name as well as one or more pseudonyms, to have more than one identity.

OLA Conference 2011

RDA does not have the restriction that AACR2 has on non-contemporaries having to have separate bibliographic identities in order for there to be authorized access points for each identity.

LCRI 22.2B: Consider all living authors and any author who has died since December 31, 1900, to be contemporary. In case of doubt, do not consider the person a contemporary.

Personal Name Headings – Titles or Terms Associated with Surnames

AACR2 22.15C, 22.19B

Do not add other titles or terms associated with names entered under surname unless they are required to distinguish between two or more persons with the same name and neither dates nor fuller forms of name are available (see 22.19B).

100 1_ \$a Williams, Hank, \$d 1949-

Usage: Hank Williams, Jr.

RDA 9.2.2.9.5

Treat *Filho*, *Junior*, *Neto*, *Netto*, or *Sobrinho* following a Portuguese surname as part of the surname.

Record similar terms (e.g., *Jr.*, *Sr.*, *fils*, *père*) and numbers (e.g., *III*) occurring in languages other than Portuguese following the person's forename or forenames, preceded by a comma.

100 1_ \$a Williams, Hank, \$c Jr., \$d 1949-

OLA Conference 2011

There are quite a few other changes that I do not have time to cover. But the next slides illustrate some significant changes in the formulation of access points.

Because Hank Williams, Jr.'s birth date is available, in AACR2 the term "Jr." is not included in his heading. In RDA, terms indicating relationship such as "Jr." are treated as part of the preferred name.

Personal Name Headings – Dates

AACR2 22.17A

Smith, John, 1924-
Smith, John, 1900 Jan. 10-
Smith, John, 1836 or 7-1896
Smith, John, ca. 1837-1896
Smith, John, 1837-ca. 1896
Smith, John, ca. 1837-ca.
1896
Smith, John, b. 1825

Smith, John, d. 1859

RDA 9.3.2.3, 9.3.3.3, 9.19.1.3

Smith, John, 1924-
Smith, John, 1900 **January** 10-
Smith, John, 1836 or **1837**-1896
Smith, John, **approximately** 1837-1896
Smith, John, 1837-**approximately** 1896
Smith, John, **approximately** 1837-
approximately 1896
Smith, John, **born** 1825
LC practice: Smith, John, **1825-**
Smith, John, **died** 1859
LC practice: Smith, John, **-1859**

OLA Conference 2011

RDA Appendix B does not contain any abbreviations for months. Other terms associated with dates that are abbreviated in AACR (b., d., fl., cent.) are spelled out if used in RDA records because abbreviations should not be used. “ca.” is replaced by “approximately”.

9.3.2.3 If the person was born in the same year as another person with the same name, record the date of birth in the form [year] [month] [day]. Record the month in the language and script preferred by the agency creating the data.

LC Policy Statement 9.3.2.3: *LC practice:* Use a hyphen after date of birth; do not use the term “born” with the date.

LC Policy Statement 9.3.3.3: *LC practice:* Use a hyphen before the date of death; do not use the term “died” with the date.

Note: the various dates associated with a person (birth, death, period of activity) are *separate* elements in RDA. But because they all map to MARC X00 subfield \$d, something extra (e.g., “born”, “died”, or a hyphen between, before, or after) is needed when encoding those RDA elements in access points to give the dates meaning. So the last two examples in this slide are not pure RDA, they are “RDA in MARC.”

Personal Name Headings – Dates

AACR2 22.17A

RDA 9.3.4.3, 9.19.1.3

Johnson, Carl F., fl. 1893-1940	Johnson, Carl F., flourished 1893-1940 <i>LC practice:</i> Johnson, Carl F., active 1893-1940
Joannes, Diaconus, 12th cent.	Joannes, Diaconus, 12th century
Joannes, Actuarius, 13th/ 14th cent.	Joannes, Actuarius, 13th/14th century
Lin, Li, jin shi 1152	Lin, Li, jin shi 1152

OLA Conference 2011

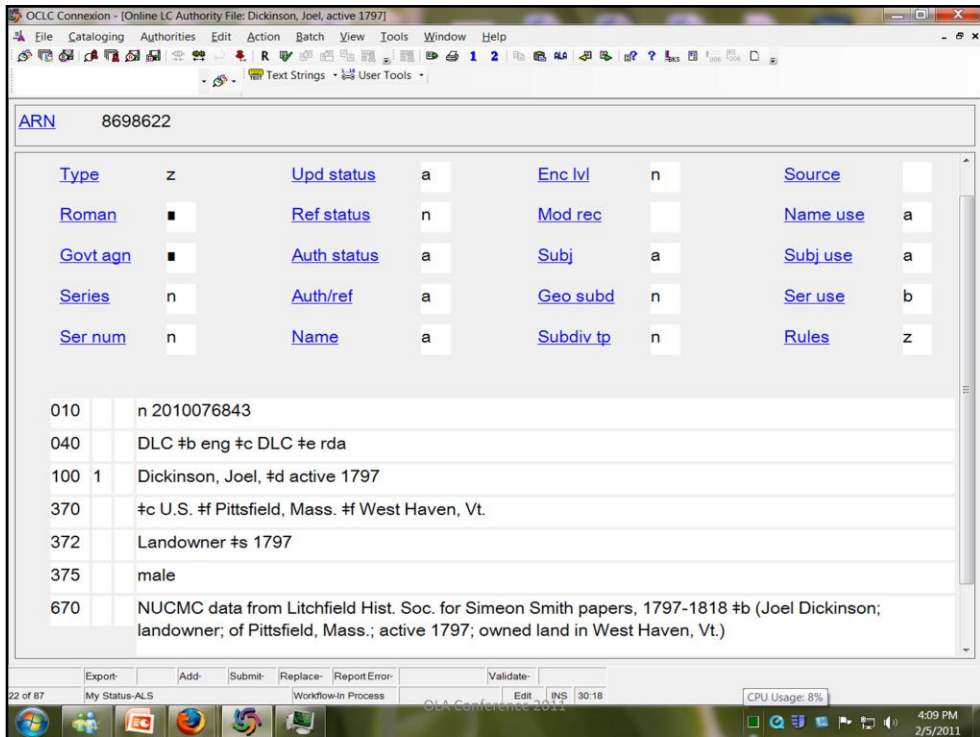
RDA Appendix B does not contain any abbreviations for months. Other terms associated with dates that are abbreviated in AACR (b., d., fl., cent.) are spelled out if used in RDA records because abbreviations should not be used. “ca.” is replaced by “approximately”.

9.3.4.3 If the person’s date of birth and date of death are both unknown, record a date or range of dates indicative of the person’s period of activity applying the basic instructions on recording dates associated with persons given under 9.3.1.

In AACR2, flourished dates are not used for dates within the twentieth century. There is no such limitation on recording years of activity in RDA.

LC Policy Statement 9.3.4.3: *LC practice:* Use “active” and “century” rather than the abbreviations “fl.” and “cent.”

Note: the various dates associated with a person (birth, death, period of activity) are *separate* elements in RDA. But because they all map to MARC X00 subfield \$d, something extra (e.g., “born”, “died”, or a hyphen between, before, or after) is needed when encoding those RDA elements in access points to give the dates meaning. So the first example in this slide is not pure RDA, it is “RDA in MARC.”



RDA personal name authority record produced during the U.S. RDA test.

Personal Name Headings – Qualifiers

AACR2 22.19, LCRI 22.19

RDA 9.19.1.1, 9.19.1.2, 9.19.1.6

Johannes (Notary)	Johannes (Notary)
Thomas (Anglo-Norman poet)	Thomas (Anglo-Norman poet)
Smith, John, Sir	Smith, John (<i>[Profession or Occupation]</i>) or Smith, John (<i>[Field of activity]</i>) or Smith, John [<i>undifferentiated</i>]
Brown, George, Captain	Brown, George (Soldier) or Brown, George [<i>undifferentiated</i>]
Brown, George, F.I.P.S.	Brown, George (<i>[Profession or Occupation]</i>) or Brown, George (<i>[Field of activity]</i>) or Brown, George [<i>undifferentiated</i>]
Brown, George, Rev.	Brown, George (Clergyman)
Brown, George, Ph. D.	Brown, George (<i>[Profession or Occupation]</i>) or Brown, George (<i>[Field of activity]</i>) or Brown, George [<i>undifferentiated</i>]
Brown, George, flutist	Brown, George (Flutist)

22.19A1. If neither a fuller form of name nor dates are available to distinguish between identical headings of which the entry element is a given name, etc., devise a suitable brief term and add it in parentheses.

22.19B1. If neither a fuller form of name nor dates are available to distinguish between identical headings of which the entry element is a surname, add a qualifier (e.g., term of honour, term of address, title of position or office, initials of an academic degree, initials denoting membership in an organization) that appears with the name in works by the person or in reference sources. Add the qualifier after the last element of the name.

In RDA 9.19.1.2, titles or other designations added to names are limited to:

- a) a title of royalty (see 9.4.1.4) or nobility (see 9.4.1.5)
- b) the term Saint (see 9.6.1.4)
- c) title of religious rank (see 9.4.1.6-9.4.1.8)
- d) the term Spirit (see 9.6.1.5)
- e) a term indicating profession or occupation (see 9.16) or field of activity of the person (see 9.15), in that order of preference, for a person whose name consists of a phrase or appellation not conveying the idea of a person.

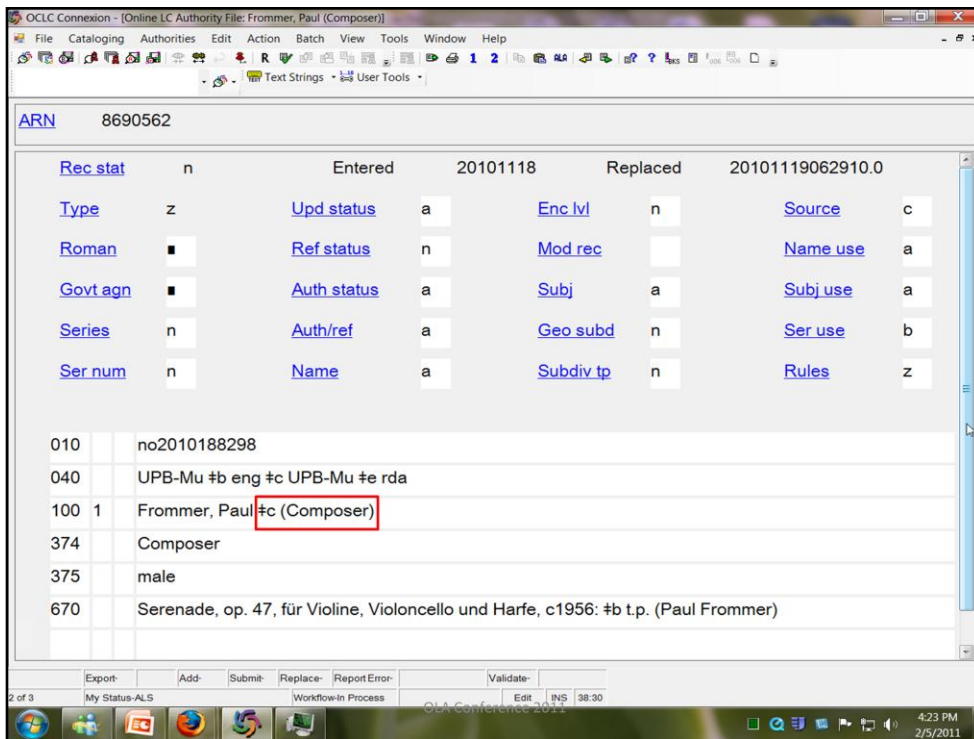
9.19.1.6 If none of the elements specified under 9.19.1.3 (date of birth and/or death), 9.19.1.4 (fuller form of name), or 9.19.1.5 (period of activity of the person) is available to distinguish one access point from another, add a term indicating the profession or occupation of the person (see 9.16).

9.19.1.7 If none of the elements specified under 9.19.1.3 (date of birth and/or death), 9.19.1.4 (fuller form of name), 9.19.1.5 (period of activity of the person), or 9.19.1.6 (profession or occupation) are available to distinguish one access point from another, add a term indicating the field of activity of the person (see 9.15).

9.19.1.1 If no suitable addition is available, use the same access point for all persons with the same name, and use an undifferentiated name indicator (see 8.11) to designate the name as one that is undifferentiated.

Note: there are no restrictions on using profession or field of activity as an addition to access points in RDA, which means there will be fewer undifferentiated names than in AACR2.

Note: the parenthetical addition to the access point is encoded in X00 subfield \$c.



Personal name authority record created during the RDA test. Profession added to the name to differentiate him from others with the same name.

When including a parenthetical addition to a personal name access point, the first word in the parentheses is always capitalized (RDA A.2.4). Not every addition in §c in AACR2 headings was capitalized (see the flutist example on the previous slide).

Family Names

RDA chapter 10 provides general guidelines and instructions on choosing and recording preferred and variant names for families, and on recording other identifying attributes of families. It also provides guidelines on using the preferred name for a family in conjunction with other identifying attributes to construct the authorized access point representing that family, and using variant names to construct variant access points.

OLA Conference 2011

Family Names

Elements include:

- Preferred name (10.2.2)

- Variant name (10.2.3)

- Type of family (10.3)

- Date associated with family (10.4)

- Place associated with family (10.5)

- Prominent member of family (10.6)

Some new MARC authority fields can be used to record some of these attributes:

- 370 - Associated Place

- 376 - Family Information

OLA Conference 2011

We'll see examples of the new MARC fields later on.

Family Name Access Points

10.10.1.1

When constructing an authorized access point to represent a family, use the preferred name for the family (see 10.2.2) as the basis for the authorized access point.

Make additions to the name as instructed under 10.10.1.2-10.10.1.5, in that order, as applicable.

10.10.1.2 Type of Family (included in MARC X00 \$a)

10.10.1.3 Date Associated with the Family (X00 \$d)

10.10.1.4 Place Associated with the Family (X00 \$c)

10.10.1.5 Prominent Member of the Family (X00 \$g)

OLA Conference 2011

Family Name Access Points

100 3_ \$a Branson (Family)

100 3_ \$a Donald (Clan)

100 3_ \$a Bourbon (Royal house)

100 3_ \$a Nguyễn (Dynasty : \$d 1558-1775)

100 3_ \$a Nguyễn (Dynasty : \$d 1802-1945)

100 3_ \$a James (Family : \$c Jamestown, Wash.)

100 3_ \$a James (Family : \$c Summerton, S.C.)

100 3_ \$a Peale (Family : \$g Peale, Charles Willson, 1741-1827)

100 3_ \$a Peale (Family : \$g Peale, Norman Vincent, 1898-1993)

100 3_ \$a Nayak (Dynasty : \$d 1529-1739 : \$c Madurai, India)

OLA Conference 2011

Important to note: while RDA provides for the creation and use of descriptive access points for family names, the Library of Congress current policy is that RDA family name access points will not be used as subjects. Instead, a family name heading from LCSH must be used. See slide 57 for an example of a name authority record for a family showing that the access point may not be used as an LC subject heading.

LCPS 10.0: *LC practice:* Apply this chapter for distinctive family entities; continue the current subject cataloging policy for general family groupings. Separate authority records will exist in the LC/NACO Authority File and LCSH.

RDA family name authority records are being coded with the following:

008/11 Subject heading system/thesaurus code: n [Not applicable]

008/15 Heading use code--subject added entry: b [Heading not appropriate as subject added entry]

667 SUBJECT USAGE: This heading is not valid for use as a subject; use a family name heading from LCSH.

Conferences, Congresses, Fairs, Festivals, etc.

AACR2 24.7A1, 24.8B1

RDA 11.2.2.11, 11.13.1.8

Comparative Canadian Literature Conference	Annual Comparative Canadian Literature Conference
Symposium on Active Control of Vibration and Noise	Biennial Symposium on Active Control of Vibration and Noise
Jean Piaget Society. Meeting	Jean Piaget Society. Annual Meeting
Expo 86 (Vancouver, B.C.)	Expo (1986 : Vancouver, B.C.)
Festival of Flowers '94 (Itanagar, India)	Festival of Flowers (1994 : Itanagar, India)
Vancouver Conference on Modernism (1981)	Vancouver Conference on Modernism (1981 : Vancouver, B.C.)
Salzburger Festspiele (2008)	Salzburger Festspiele (2008 : Salzburg, Austria)
Auckland Art Fair (2009)	Auckland Art Fair (2009 : Auckland, N.Z.)

OLA Conference 2011

In RDA there is one instruction for conferences, congresses, meetings, exhibitions, fairs, festivals, etc. (11.2.2.11). This results in the following changes to AACR2: frequency will be retained in the preferred name of a conference, congress, meeting, etc. (24.7A1). Year of convocation will be omitted from the preferred name of exhibitions, fairs, festivals, etc. (24.8A1), but will be included as an addition to the authorized access point. Location will be included as an addition to the authorized access point even if the location is part of the preferred name of the body (24.7B4, 24.8B1).

24.7A1. Omit from the name of a conference, etc. (including that of a conference entered subordinately, see 24.13), indications of its number, *frequency*, or year(s) of convocation.

24.7B4. If the location is part of the name of the conference, etc., do not repeat it.

24.8B1. As instructed in 24.7B, add to the name of an exhibition, fair, festival, etc., its number, date, and location. Do not add the date and/or location if they are integral parts of the name.

11.2.2.11 Omit from the name of a conference, congress, meeting, exhibition, fair, festival, etc., (including that of a conference, etc., treated as a subordinate body, see 11.2.2.14), indications of its number, or year or years of convocation, etc.

Conferences, etc.: Multiple Locations

AACR2 24.7B4

Symposium on Breeding and
Machine Harvesting of
Rubus and Ribes (1976 : East
Malling, England, and
Dundee, Scotland)

Conference on the Appalachian
Frontier (1985 : James
Madison University and
Mary Baldwin College)

Danish-Swedish Analysis
Seminar (1995 :
Copenhagen, Denmark, etc.)

RDA 11.3.2, 11.13.1.8

Symposium on Breeding and
Machine Harvesting of
Rubus and Ribes (1976 : East
Malling, England; Dundee,
Scotland)

Conference on the Appalachian
Frontier (1985 : James
Madison University; Mary
Baldwin College)

Danish-Swedish Analysis
Seminar (1995 :
Copenhagen, Denmark;
Lund, Sweden; Paris, France)

OLA Conference 2011

24.7B4. If the sessions of a conference, etc., were held in two locations, add both names.

World Peace Congress (1st : 1949 : *Paris, France, and Prague, Czechoslovakia*)

Institute on Diagnostic Problems in Mental Retardation (1957 : *Long Beach State College and San Francisco State College*)

If the sessions of a conference, etc., were held in three or more locations, add the first named place followed by *etc.*

International Conference on Alternatives to War (1982 : *San Francisco, Calif., etc.*)

11.13.1.8 If the sessions of a conference, etc., were held in two or more locations, add each of the place names.

When included in an access point, multiple locations will be separated by a semicolon (RDA E.1.2.4).

E.1.2.4 Enclose the number, date, and location of a conference, etc., in parentheses. Separate the number, date, and location by a space, colon, space. Separate multiple locations by a semicolon.

Enclose the number, date, and location of an exhibition, etc., in parentheses. Separate the number, date, and location by a space, colon, space. Separate multiple locations by a semicolon.

Uniform Titles

AACR2 25.5C1

100 1_ \$a Blackstone, Stella.
 240 10 \$a Bear in a square. \$l
 French & English
 245 10 \$a Bear in a square =
 \$b L'ours dans le carré / \$c
 Stella Blackstone ;
 [illustrations by] Debbie
 Harter ; [translation by
 Servane Champion].
 246 31 \$a Ours dans le carré

RDA 6.11.1.4, 17.10, 24.5.1.3

100 1_ \$a Blackstone, Stella, \$e
 author.
 245 10 \$a Bear in a square = \$b
 L'ours dans le carré / \$c Stella
 Blackstone ; [illustrations by]
 Debbie Harter ; translation by
 Servane Champion.
 246 31 \$a Ours dans le carré
 700 12 \$a Blackstone, Stella. \$t
 Bear in a square. \$l English.
 700 12 \$a Blackstone, Stella. \$t
 Bear in a square. \$l French.

OLA Conference 2011

25.5C1. If the linguistic content of the item being catalogued is different from that of the original (e.g., a translation, a dubbed motion picture), add the name of the language of the item to the uniform title. Precede the language by a full stop.

Do not add the name of the language to a uniform title for a motion picture with subtitles.

If an item is in two languages, name both. If one of the languages is the original language, name it second.

Otherwise, name the languages in the following order: English, French, German, Spanish, Russian, other languages in alphabetic order of their names in English. If an item is in three or more languages, use *Polyglot* unless the original work is in three or more languages (e.g., a multilateral treaty), in which case give all the languages in the order specified above.

In RDA if a single expression of a work involves more than one language, record each of the languages (RDA 6.11.1.4). RDA does not include the limitation in AACR2 on motion pictures with subtitles.

17.10 Expression Manifested

Expression manifested is a core element if there is more than one expression of the work manifested. If more than one expression is embodied in the manifestation, only the predominant or first-named expression manifested is required.

LCPS for 17.10: *LC practice for Core element*: For resources other than compilations, this core element is covered by the authorized access point for the expression when present in a MARC bibliographic record (not possible to give this core element separately in a MARC record).

For compilations of expressions, give an analytical authorized access point for the predominant or first expression in the compilation when it represents a substantial part of the resource. Disregard contributions such as a preface or introductory chapter. Generally, do not apply this core element to anthologies of poetry, conference proceedings, journals, collections of interviews or letters, and similar resources.

Note: Only the first 700 in the example is required. It would be cataloger's judgment as to which to give if only giving one (although RDA says that it would be either the "predominant or first-named expression"). Not giving access to the French translation in the example above would probably be a disservice to users, however. Giving the language of the original expression is not something that U.S. libraries have done for AACR2 (e.g., LC only gives the language of expression for a translation). This policy will need to be reconsidered if RDA is implemented in the U.S.

24.5.1.3 Record an appropriate term from the list in appendix J to indicate the nature of the relationship more specifically than is indicated by the defined scope of the relationship element itself. However, since the second indicator "2" specifies the nature of the relationship, the designator is not used in the example in this slide.

Uniform Titles

AACR2 25.5C1

100 0_ \$a Euripides.
 240 10 \$a Bacchae. \$l Polyglot
 245 10 \$a Euripidis "Bacchae" :
 \$b graecus textus, latina et
 italica e graeco translatio,
 criticae animadversiones / \$c
 curantibus Cleto Pavanetto,
 Laetitia Greco Manghisi.

RDA 6.11.1.4, 17.10, 24.5.1.3

100 0_ \$a Euripides, \$e author.
 245 10 \$a Euripidis "Bacchae" : \$b
 graecus textus, latina et italica e
 graeco translatio, criticae
 animadversiones / \$c curantibus
 Cleto Pavanetto, Laetitia Greco
 Manghisi.
 700 02 \$a Euripides. \$t Bacchae. \$l
 Greek.
 700 02 \$a Euripides. \$t Bacchae. \$l
 Latin.
 700 02 \$a Euripides. \$t Bacchae. \$l
 Italian.

OLA Conference 2011

25.5C1. If the linguistic content of the item being catalogued is different from that of the original (e.g., a translation, a dubbed motion picture), add the name of the language of the item to the uniform title. Precede the language by a full stop.

Do not add the name of the language to a uniform title for a motion picture with subtitles.

If an item is in two languages, name both. If one of the languages is the original language, name it second.

Otherwise, name the languages in the following order: English, French, German, Spanish, Russian, other languages in alphabetic order of their names in English. If an item is in three or more languages, use *Polyglot* unless the original work is in three or more languages (e.g., a multilateral treaty), in which case give all the languages in the order specified above.

In RDA if a single expression of a work involves more than one language, record each of the languages (RDA 6.11.1.4). RDA does not include the limitation in AACR2 on motion pictures with subtitles.

17.10 Expression Manifested

Expression manifested is a core element if there is more than one expression of the work manifested. If more than one expression is embodied in the manifestation, only the predominant or first-named expression manifested is required.

LCPS for 17.10: *LC practice for Core element*: For resources other than compilations, this core element is covered by the authorized access point for the expression when present in a MARC bibliographic record (not possible to give this core element separately in a MARC record). For compilations of expressions, give an analytical authorized access point for the predominant or first expression in the compilation when it represents a substantial part of the resource. Disregard contributions such as a preface or introductory chapter. Generally, do not apply this core element to anthologies of poetry, conference proceedings, journals, collections of interviews or letters, and similar resources.

Note: Only the first 700 in the example is required. But it would probably be a disservice to users to provide an access point for one of the language expressions and not the others.

24.5.1.3 Record an appropriate term from the list in appendix J to indicate the nature of the relationship more specifically than is indicated by the defined scope of the relationship element itself. *However, the second indicator value "2" in this example already indicates the type of relationship, so a designator is not used.*

LCPS for 6.11.1.3. Greek. *LC practice*: For the MARC language code list forms "Attic Greek," "Greek, Ancient (to 1453)," and "Greek, Modern (1453-)," use "Greek." However, if the item is a translation from one specific Greek form into another Greek form, or contains text in two specific forms, use the specific form(s) within parentheses following "Greek." In specifying the form of the Greek, use one of the following terms: "Greek (Ancient Greek)" for the period before 300 B.C.; "Greek (Hellenistic Greek)" for the period 300 B.C.-A.D. 600; "Greek (Biblical Greek)" for the Septuagint and the New Testament; "Greek (Medieval Greek)" for the period 600-1453; "Greek (Modern Greek)" for the period 1453-

Uniform Titles

AACR2 25.9

100 1_ \$a Baldwin, James, \$d
1924-1987.

240 10 \$a Selections. \$f 2004

245 10 \$a Vintage Baldwin / \$c
James Baldwin.

260 \$a New York : \$b
Vintage Books, \$c c2004.

505 *Contents note*

RDA 6.2.2.10.3 Alternative, 6.27.3, 17.8/17.10

100 1_ \$a Baldwin, James, \$d
1924-1987, \$e author.

240 10 \$a **Works**. \$k Selections.
\$f 2004

245 10 \$a Vintage Baldwin / \$c
James Baldwin.

260 \$a New York : \$b Vintage
Books, \$c [2004], ©2004.

505 *Contents note*
and/or
700 12 *Analytical access point(s)*

OLA Conference 2011

25.9A. Use the collective title *Selections* for items consisting of three or more works in various forms, or in one form if the person created works in one form only, and for items consisting of extracts, etc., from the works of one person. For musical works, see also 25.34B-25.34C.

6.2.2.10 Record the preferred title for a compilation of works applying the instructions given under 6.2.2.10.1-6.2.2.10.3, as applicable.

6.2.2.10.1 Record the conventional collective title *Works* as the preferred title for a compilation of works that consists of, or purports to be, the complete works of a person, family, or corporate body, including those that are complete at the time of publication.

6.2.2.10.2 Record one of the following conventional collective titles as the preferred title for a compilation of works (other than music, see 6.14.2.8) that consists of, or purports to be, the complete works of a person, family, or corporate body, in one particular form.

Correspondence; Essays; Novels; Plays; Poems; Prose works; Short stories; Speeches

If none of the above is appropriate, record an appropriate specific collective title (e.g., *Posters, Fragments, Encyclicals*).

If the compilation consists of two or more but not all the works of one person, family, or corporate body in a particular form, apply the instructions given under 6.2.2.10.3.

6.2.2.10.3 For a compilation consisting of:

a) two or more but not all the works of one person, family, or corporate body, in a particular form

or b) two or more but not all the works of one person, family, or corporate body, in various forms

record the preferred title for each of the works in the compilation applying the basic instructions on recording titles of works given under 6.2.1.

Alternative

Instead of (or in addition to) recording the preferred title for each of the works in the compilation, record a conventional collective title as instructed under 6.2.2.10.1 or 6.2.2.10.2, as applicable, followed by *Selections*.

LCPS for 6.2.2.10.3: *LC practice for Alternative*: Instead of recording the preferred title for each of the works in the compilation, record a conventional collective title followed by "Selections." Give an authorized access point for the first or predominant work (RDA 17.8) or expression (RDA 17.10).

LCPS for 6.27.3: Conventional Collective Titles Beginning with "Works." *LC practice/PCC practice*: Routinely add the date of expression to the authorized access point using a conventional collective title that begins with "Works" as the preferred title.

17.8 Work Manifested

If more than one work is embodied in the manifestation, only the predominant or first-named work manifested is required.

Note: Since more than one work is in this manifestation, the cataloger has to record a work manifested by either (1) an identifier, (2) authorized access point, and/or (3) description. So in the RDA example, either a 505 contents note would be included or at minimum an access point for the predominant or first-named work manifested.

Works Accepted as Sacred Scripture

AACR2 25.17A

Use as the uniform title for a sacred scripture (see 21.37) the title by which it is most commonly identified in English-language reference sources dealing with the religious group(s) to which the scripture belongs. If no such source is available, use general reference sources.

Avesta
Bible
Koran
Talmud
Tripiṭaka

RDA 6.23.2.5

Choose as the preferred title for a sacred scripture the title by which it is most commonly identified in reference sources in the language preferred by the agency creating the data that deal with the religious group or groups to which the scripture belongs. If no such source is available, use general reference sources.

Avesta
Bible
Holy Piby
Kitāb al-aqdas
Qur'an
Talmud
Tripiṭaka

OLA Conference 2011

Additional examples have been added to show the preferred title of a sacred scripture. The preferred title used for the Koran is changed in RDA to a different transliterated form: **Qur'an**.

25.17A. Use as the uniform title for a sacred scripture (see 21.37) the title by which it is most commonly identified in English-language reference sources dealing with the religious group(s) to which the scripture belongs. If no such source is available, use general reference sources.

6.23.2.5 Choose as the preferred title for a sacred scripture the title by which it is most commonly identified in reference sources in the language preferred by the agency creating the data that deal with the religious group or groups to which the scripture belongs. If no such source is available, use general reference sources.

Works Accepted as Sacred Scripture

AACR2 21.37A

Enter a work that is accepted as sacred scripture by a religious group, or part of such a work, under title.

RDA 6.30.1.2

For a work that is accepted as sacred scripture by a religious group, construct the authorized access point representing the work using the preferred title for the work.

Exception: works attributed to a single person

Bahá'u'lláh, 1817-1892. Kitāb al-aqdas

Hubbard, L. Ron (La Fayette Ron), 1911-1986. Introduction to Scientology Ethics

Moon, Sun Myung. Wöllli haesöl

OLA Conference 2011

21.37A. Enter a work that is accepted as sacred scripture by a religious group, or part of such a work, under title. When appropriate, use a uniform title as instructed in 25.17-25.18. Make an added entry under the heading for one, two, or three persons associated with the work and/or the item being catalogued. If there are four or more such persons, do not make added entries.

6.30.1.2 For a work that is accepted as sacred scripture by a religious group, construct the authorized access point representing the work using the preferred title for the work, formulated according to the instructions given under 6.23.2.

Book of Mormon

Qur'an

Ādi-Granth

Exception

If reference sources dealing with the religious group to which the sacred work belongs (e.g., works of the Baha'i Faith) attribute a work accepted as sacred scripture to a single person, construct the authorized access point representing the work by combining (in this order):

a) the authorized access point representing the person responsible for creating the work, formulated according to the instructions given under 9.19.1

b) the preferred title for the work, formulated according to the instructions given under 6.23.2

Bahá'u'lláh, 1817-1892. Kitāb al-aqdas

Hubbard, L. Ron (La Fayette Ron), 1911-1986. Introduction to Scientology

Ethics

Rogers, Robert Athlyi. Holy Piby

Moon, Sun Myung. Wöllli haesöl

Parts of the Bible

AACR2 25.18A

Bible. \$p O.T.
Bible. \$p N.T.
Bible. \$p O.T. \$p Ezra
Bible. \$p N.T. \$p Revelation
Bible. \$p N.T. \$p Corinthians, 1st
Bible. \$p O.T. \$p Genesis XI, 26-XX, 18
Bible. \$p O.T. \$p Pentateuch
Bible. \$p N.T. \$p Gospels
Bible. \$p O.T. \$p Apocrypha

RDA 6.23.2.9, 6.30.2.2

Bible. \$p **Old Testament**
Bible. \$p **New Testament**
Bible. \$p **Ezra**
Bible. \$p **Revelation**
Bible. \$p **Corinthians, 1st**
Bible. \$p **Genesis, XI, 26-XX, 18**
Bible. \$p **Pentateuch**
Bible. \$p **Gospels**
Bible. \$p **Apocrypha**

In RDA, individual books and groups of books of the Bible are recorded as a subdivision of Bible, rather than as a subdivision of O.T. or N.T.

OLA Conference 2011

25.18A1. General rule

Enter a Testament as a subheading of *Bible*. Enter a book of the Catholic or Protestant canon as a subheading of the appropriate Testament.

25.18A2. Testaments

Enter the Old Testament as **Bible. O.T.** and the New Testament as **Bible. N.T.**

6.23.2.9.1 For the Old Testament, record *Old Testament* as a subdivision of the preferred title for the Bible.

For the New Testament, record *New Testament* as a subdivision of the preferred title for the Bible.

6.23.2.9.2 For books of the Catholic or Protestant canon, record the brief citation form of the Authorized Version as a subdivision of the preferred title for the Bible.

If the book is one of a numbered sequence of the same name, record its number after the name as an ordinal numeral. Use a comma to separate the name and the number. If the resource being described is part of a book (other than a single selection known by its title), add the chapter (in roman numerals) and verse (in arabic numerals). Use inclusive numbering if appropriate. Use commas to separate the name of the book, the number of the chapter, and the number of the verse or verses.

6.23.2.9.3 For the following groups of books, record the name given below as a subdivision of the preferred title for the Bible. ...

Versions (Expressions) of the Bible

AACR2 25.18A11

RDA 6.25.1.4, 6.30.3.2

Bible. \$l Latin. \$s Vulgate	Bible. \$l Latin. \$s Vulgate
Bible. \$l French. \$s Martin. \$f 1835	Bible. \$l French. \$s Martin. \$f 1835
Bible. \$p N.T. \$p Corinthians. \$l English. \$s Authorized	Bible. \$p Corinthians . \$l English. \$s Authorized
Bible. \$l English. \$s Smith-Goodspeed	Bible. \$l English. \$s Smith-Goodspeed
Bible. \$p O.T. \$p Genesis. \$l English. \$s Alter-Crumb. \$f 2009	Bible. \$p Genesis . \$l English. \$s Alter-Crumb. \$f 2009
Bible. \$p O.T. \$l English. \$s Gordon et al. \$f 1927	Bible. \$p Old Testament . \$l English. \$s Gordon and others . \$f 1927
Bible. \$p O.T. \$p Psalms. \$l Afrikaans. \$s Oberholzer et al. \$f 2005	Bible. \$p Psalms . \$l Afrikaans. \$s Oberholzer and others . \$f 2005

OLA Conference 2011

25.18A11. Version

Give a brief form of the name of the version following the name of the language. If the item is in three or more languages, do not add the name of the version.

Bible. *Latin. Vulgate . . .*

Bible. *N.T. Corinthians. English. Authorized . . .*

If the version is identified by the name of the translator, use a short form of the translator's name. If there are two translators, hyphenate their names. If there are more than two, give the name of the first followed by *et al.*

Bible. *English. Lamsa . . .*

Bible. *O.T. Anglo-Saxon. Ælfric . . .*

Bible. *English. Smith-Goodspeed . . .*

6.25.1.4 Record a brief form of the name of the version. If the resource is in three or more languages, do not record the version.

If the version is identified by the name of the translator, use a short form of the translator's name. If there are two translators, hyphenate their names. If there are more than two, use the name of the first followed by *and others*.

Besides the difference between how books of the Bible are named, the only other main difference is the way more than two translators are named: see last two examples in this slide.

Authority Records

Identifying RDA Authority Records

In MARC 21 authority records:

- 040 \$e with value *rda*
- 008/10 (Rules) coded **z** for Other
- in existing AACR2 records, during the testing period, the RDA form of a heading was recorded in a 7XX linking field with the second indicator value of “4” (= Source not specified)

OLA Conference 2011

In 7XX linking field with the RDA form the second indicator “4” (Source not specified) was used because other forms (e.g., from the South African name authority file and French-language forms of headings for Canadian bodies from the Library and Archives Canada authority file) also are found in 7XX linking fields in some authority records.

LC and the Program for Cooperative Cataloging will, if RDA is to be implemented, consider if some existing AACR2 forms are RDA-compatible. The 7XX fields added to AACR2 records will just not be automatically “flipped” without consideration of the categories of differences between AACR2 and pure RDA forms. Additional RDA elements could be recorded separately in the newly created MARC fields for those elements without having to be added to the authorized AACR2 access point. Stayed tuned for further news from LC and PCC.

OCLC Connexion - [Online LC Authority File: Novak, Eva, 1955-]

File Cataloging Authorities Edit Action Batch View Tools Window Help

ARN 8694713

Type	z	Upd status	a	Enc lvl	n	Source	c
Roman	■	Ref status	n	Mod rec	■	Name use	a
Govt agn	■	Auth status	a	Subj	a	Subj use	a
Series	n	Auth/ref	a	Geo subd	n	Ser use	b
Ser num	n	Name	a	Subdiv tp	n	Rules	z

Other

010 no2010190769

040 ICU #b eng #c ICU #e rda

046 #f 1955

100 1 Novák, Éva, #d 1955-

370 #c Hungary

372 novelist

375 female

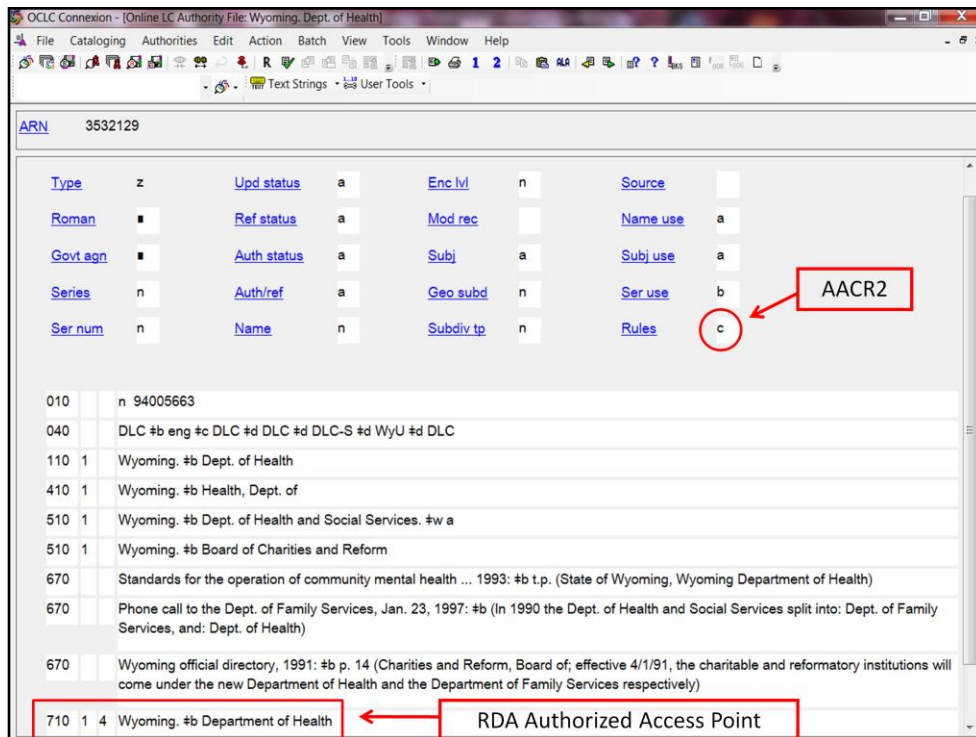
377 hun

670 Egy másik nő, 2010: #b t.p. (Novák Éva)

670 Országos Széchényi Könyvtár online catalog (searched 23 Nov. 2010): #b (hdg.: Novák, Éva, 1955-)

OLA Conference 2011

Example of an RDA personal name authority record



Example of an existing AACR2 record in which the RDA form was recorded in a 7XX linking field.

7XX - Heading Linking Entries

Second Indicator – Thesaurus

4 - Source not specified

Heading conforms to a controlled list that cannot be specified by another second indicator value or by an identifying MARC code in subfield \$2.

Note the change in practice from AACR2/LCRI as seen in the 710 linking entry: in RDA we will not be abbreviating the word Department in authorized access points (unless the corporate body itself uses an abbreviation in its preferred name).

RDA 0.6.3 Section 2: Recording Attributes of Work and Expression

If the preferred title for a work is the same as or similar to a title for a different work, or to a name for a person, family, or corporate body, record as many of the additional identifying elements listed below as necessary to differentiate them. **Record the elements either as additions to the access point representing the work, as separate elements, or as both.**

Record as many of the additional identifying elements listed below as necessary to differentiate one expression of a work from another. **Record the elements either as additions to the access point representing the expression, as separate elements, or as both.**

RDA 0.6.4 Section 3: Recording Attributes of Person, Family, and Corporate Body

If the preferred name for the person, family, or corporate body is the same as or similar to a name by which another person, family, or corporate body is known, record as many of the additional identifying elements listed below as necessary to differentiate them. **Record the elements either as additions to the authorized access point representing the person, family, or corporate body, as separate elements, or as both.**

Two important instructions from chapter 0 of RDA, having to do with recording additional elements needed to differentiate works and expressions with the same or similar titles, and persons, families, and corporate bodies with the same or similar name. RDA does not require that elements which are core elements because they are needed to differentiate entities from each other be recorded as separate elements. Including such elements as additions to the authorized access point satisfies the core requirement in RDA because of 0.6.3 and 0.6.4 instructions.

LCPS for 0.6.3: *LC practice:* When identifying (1) a musical work with a title that is not distinctive or (2) recording an element to differentiate one work or expression from another work or expression or from a name for a person, family, or corporate body, always add the element to the access point.

LCPS for 0.6.4: *LC practice:* When recording an element to differentiate one person, family, or corporate body from another person, family, or corporate body with the same or a similar name, always add the element to the access point.

In the following slides, the separate element is shown in authority records simply to show the possible use of the new MARC fields for the element, but note that including these separate elements is optional, because the required elements are always included in the authorized access point per LCPS's for 0.6.3 and 0.6.4.

New MARC 21 Authority Fields

046 – Special Coded Dates (R)

RDA 6.4 Date of Work CORE ELEMENT

6.10 Date of Expression CORE ELEMENT

9.3 Date Associated with the Person CORE ELEMENT

10.4 Date Associated with the Family CORE ELEMENT

11.4 Date Associated with the Corporate Body CORE ELEMENT

\$f - Birth date (NR)

\$g - Death date (NR)

\$k - Beginning or single date created (NR)

\$l - Ending date created (NR)

\$s - Start period (NR)

\$t - End period (NR)

\$u - Uniform Resource Identifier (R)

\$v - Source of information (R)

\$2 - Source of date scheme (NR)

\$6 - Linkage (NR)

\$8 - Field link and sequence number (R)

6.4 Date of work is a core element *when needed to differentiate a work from another work with the same title or from the name of a person, family, or corporate body.*

6.10 Date of expression is a core element *when needed to differentiate an expression of a work from another expression of the same work.*

IMPORTANT TO NOTE:

0.6.3 and 0.6.4: *recording elements needed to differentiate one entity from another them in the access point is sufficient to satisfy the core requirements for those elements. Thus 046 and other separate MARC fields are basically optional, but including them in authority records may enable future use and manipulation by machines.*

LCPS for 0.6.3: *LC practice: When identifying (1) a musical work with a title that is not distinctive or (2) recording an element to differentiate one work or expression from another work or expression or from a name for a person, family, or corporate body, always add the element to the access point.*

ARN		8682111					
Type	z	Upd status	a	Enc lvl	n	Source	c
Roman	■	Ref status	a	Mod rec		Name use	a
Govt agn	■	Auth status	a	Subj	a	Subj use	a
Series	n	Auth/ref	a	Geo subd	n	Ser use	b
Ser num	n	Name	a	Subdiv tp	n	Rules	z
010		nc2010182340					
040		UPB #b eng #c UPB #e rda					
046		#f 1930 #g 1975					
100	1	Malcolm, Donald, #d 1930-1975					
372		science fiction #a science					
374		author					
375		male					
377		eng					
400	1	Malcolm, Roy, #d 1930-1975					
670		The unknown shore, 1976, ©1976: #b title page (Donald Malcolm)					
670		Wikipedia, 9 November 2010 #b (Donald Malcolm (1930-) is a Scottish science fiction author of science fiction and fact who was active as a writer from the mid 1950s until the mid 1970s. Some of his nonfiction was written under the pen name Roy Malcolm)					
670		International speculative fiction database, via WWW, 9 November 2010 #b (Malcolm, Donald; born 1930, died 1975; alternative name used for essays Roy Malcolm)					

Date attributes of a person (birth and death dates in this example) recorded in addition to including them in the access point itself. LCPS for 0.6.4 says to always add the element to the access point. Recording it also separately is optional, but including it as a separate element may enable future machine manipulation and different kinds of displays of this data.

NOTE: Although just years are shown in 046 in this example, detailed dates may also be recorded in subfields \$f, \$g \$s, and \$t. According to the MARC 21 Authority Format: The date and time are recorded according to *Representations of Dates and Times* (ISO 8601) in the pattern yyyy, yyyyymm, or yyyyymmdd (4 for the year, 2 for the month, and 2 for the day) unless subfield \$2 (Source of date) specifies another date scheme.

ARN		8683544					
Rec stat	n	Entered	20101110	Replaced	20101112125904.0		
Type	z	Upd status	a	Enc lvl	n	Source	c
Roman	■	Ref status	n	Mod rec	■	Name use	a
Govt agn	■	Auth status	a	Subj	a	Subj use	a
Series	n	Auth/ref	a	Geo subd	n	Ser use	b
Ser num	n	Name	a	Subdiv tp	n	Rules	z
010		no2010183773					
040		UPB #b eng #c UPB #e rda					
046		#k 1957					
100	1	Jones, Raymond F. #q (Raymond Fisher), #d 1915-1994. #t Gardener					
380		Short story					
670		The non-statistical man, 1964: #b p. 101 (The gardener)					
670		Wikipedia, 10 November 2010 #b (The gardener, short story first published in 1957)					

Date of creation of a work. The date has been recorded in this case even though it is not needed to differentiate this work from another.

ARN		8698637						
Type	z	Upd status	a	Enc lvl	n	Source		
Roman	■	Ref status	n	Mod rec		Name use	a	
Govt agn	■	Auth status	a	Subj	n	Subj use	b	
Series	n	Auth/ref	a	Geo subd	n	Ser use	b	
Ser num	n	Name	n	Subdiv tp	n	Rules	z	
010		n	2010076859					
040		DLC	#b eng #c DLC #e rda #d DLC					
046		#s	1776 #t 1834					
100	3	Saltonstall	(Family : #d 1776-1834 : #c Conn.)					
370		#c	U.S. #f Conn.					
376		Family	#b Saltonstall, Abigail, -1825					
667		SUBJECT USAGE: This heading is not valid for use as a subject; use a family name heading from LCSH.						
670		NUCMC data from Litchfield Hist. Soc. for Saltonstall family record, 1776-1834 #b (Saltonstall family; residents of Conn.; Abigail Saltonstall d. in Litchfield, Conn., in 1825)						

Dates associated with a family, recorded in addition to including them in the access point. LCPS for 0.6.4 says to always add the element to the access point. Recording it also separately is optional, but including it as a separate element may enable future machine manipulation and different kinds of displays of this data.

Note also the 667 note and coding of Subj and Subj use that tells us that LC policy is not to use RDA family name headings as subjects.

New MARC 21 Authority Fields

336 – Content Type (R)

RDA 6.9 Content Type CORE ELEMENT

cartographic dataset	computer dataset	spoken word	tactile three-dimensional form
cartographic image	computer program	still image	text
cartographic moving image	notated movement	tactile image	three-dimensional form
cartographic tactile image	notated music	tactile notated movement	three-dimensional moving image
cartographic tactile three-dimensional form	performed music	tactile notated music	two-dimensional moving image
cartographic three-dimensional form	sounds	tactile text	

OLA Conference 2011

Note: this is the same element that was discussed in part 1 for use in bibliographic records. It can also be used in name authority records for expressions.

336 – Content Type

The form of communication through which a work is expressed. Field 336 information enables expression of content types from various lists when the authority is for a title or name/title. Multiple content types from the same source vocabulary or code list may be recorded in the same field in separate occurrences of subfield \$a (Content type term) and subfield \$b (Content type code). Terms from different source vocabularies are recorded in separate occurrences of the field.

OTHER IDENTIFYING ATTRIBUTES OF EXPRESSIONS

6.9 Content Type CORE ELEMENT

6.9.1.3 Record the type of content contained in the resource using one or more of the terms listed in table 6.1. Record as many terms as are applicable to the resource being described.

Alternative

If the resource being described consists of more than one content type, record only

a) the content type that applies to the predominant part of the resource (if there is a predominant part)

or

b) the content types that apply to the most substantial parts of the resource (including the predominant part, if there is one)

using one or more of the terms listed in table 6.1, as appropriate.

OCLC Connexion - [Online LC Authority File: Card, Orson Scott, 1951- Ultimate Iron Man. Spanish]

File Cataloging Authorities Edit Action Batch View Tools Window Help

ARN 8684659

Rec stat	n	Entered	20101112	Replaced	20101113070532.0
Type	z	Upd status	a	Enc lvl	n
Roman	■	Ref status	n	Mod rec	
Govt agn	■	Auth status	a	Subj	a
Series	n	Auth/ref	a	Geo subd	n
Ser num	n	Name	a	Subdiv tp	n
Source	c	Name use	a	Subj use	a
Ser use	b	Rules	z		

010	no2010184888
040	UPB #b eng #c UPB #e rda
046	#k 2010
100 1	Card, Orson Scott, #d 1951- #t Ultimate Iron Man. #l Spanish
336	text #2 rdacontent
336	still image #2 rdacontent
670	Ultimate Iron Man, 2010, ©2010.

OLA Conference 2011

An authority record for a Spanish expression of Orson Scott Card’s graphic novel Ultimate Iron Man.

Note: one 336 with repeatable subfield \$a’s could also have been recorded instead of two separate 336 fields.

New MARC 21 Authority Fields

370 - Associated Place (R)

6.5 Place of Origin of the Work CORE ELEMENT

9.8 Place of Birth

9.9 Place of Death

9.10 Country Associated with the Person

9.11 Place of Residence

10.5 Place Associated with the Family CORE ELEMENT

11.3 Place Associated with the Corporate Body CORE ELEMENT

\$a - Place of birth (NR)

\$b - Place of death (NR)

\$c - Associated country (R)

\$e - Place of residence/headquarters (R)

\$f - Other associated place (R)

\$g - Place of origin of work (R)

\$s - Start period (NR)

\$t - End period (NR)

\$u - Uniform Resource Identifier (R)

\$v - Source of information (R)

\$0 - Record control number (R)

\$2 - Source of term (NR)

\$6 - Linkage (NR)

\$8 - Field link and sequence number (R)

OLA Conference 2011

6.5 Place of origin of the work is a core element *when needed to differentiate a work from another work with the same title or from the name of a person, family, or corporate body.*

10.5 A place associated with the family is a core element *when needed to distinguish a family from another family with the same name.*

11.3 Place associated with the corporate body is a *core element for conferences, etc.* (see 11.3.2). For other corporate bodies, place associated with the corporate body is a *core element when needed to distinguish a corporate body from another corporate body with the same name.*

0.6.3: If place of origin of work is needed to differentiate one work from another, record the element either as an additions to the access point representing the work, as a separate element, or as both. Although the separate element can be recorded in the authority record, *recording it in the access point is sufficient to satisfy core requirements.* LCPS for 0.6.3: *LC practice:* When identifying (1) a musical work with a title that is not distinctive or (2) recording an element to differentiate one work or expression from another work or expression or from a name for a person, family, or corporate body, always add the element to the access point.

0.6.4: If the place associated with the family or place associated with the corporate body is recorded, record the elements either as additions to the authorized access point representing the person, family, or corporate body, as separate elements, or as both. Although the separate element can be recorded in authority records, *recording it in the access point is sufficient to satisfy core requirements.*

LCPS for 0.6.4: *LC practice:* When recording an element to differentiate one person, family, or corporate body from another person, family, or corporate body with the same or a similar name, always add the element to the access point.

Note the form in which a place is recorded: RDA 16.2.2.4: If the place name is being used to record the location of a conference, etc., (see 11.3.2), the location of the headquarters, etc., of a corporate body (see 11.3.3), the place of origin of a work (see 6.5), or a place associated with a person (see 9.8–9.11), family (see 10.5), or corporate body (see 11.3), precede the name of the larger place by a comma.

Budapest, Hungary

Place name recorded as the location of the corporate body with the preferred name: Rumbach Utcai

Zsinagóga

Appendix B.11: Use the abbreviations in table B.1 for the names of certain countries and of the names of states, provinces, territories, etc., of Australia, Canada, and the United States when the names are recorded:

- a) as part of the name of a place located in that state, province, territory, etc. (see 16.2.2.9) or other jurisdiction (see 16.2.2.11)
- b) as the name or part of the name of a place associated with a person (see 9.8–9.11) family (see 10.5), or corporate body (see 11.3).

[What's missing from this instruction is that the same thing applies to places of origin of the work]

ARN		1140718					
Type	z	Upd status	a	Enc lvl	n	Source	
Roman		Ref status	a	Mod rec		Name use	a
Govt agn		Auth status	a	Subj	a	Subj use	a
Series	n	Auth/ref	a	Geo subd	n	Ser use	b
Ser num	n	Name	a	Subdiv tp	n	Rules	c
010		n	84039123				
040		DLC #b	eng #c	DLC #d	NNU #d	UPB	
046		#f	19220827	#g	20050102		
100	1	Freas, Kelly					
370		Hornell, N.Y. #b	Los Angeles, Calif.				
372		art					
374		illustrator #a	artist				
400	1	Freas, Frank Kelly					
670		His A separate star, 1984: #b	CIP t.p. (Frank Kelly Freas) data sheet (b. 8/27/22) pub. info. (Kelly Freas)				
670		LC data base, 7-11-84 #b	(hdg.: Freas, Kelly; usage: Kelly Freas)				
670		New York times, Jan. 5, 2005 #b	(Frank Kelly Freas; artist and illustrator; b. in Hornell, N.Y. on Aug. 27, 1922; d. Sunday [Jan. 2] at home in Los Angeles)				
700	1 4	Freas, Kelly #q	(Frank Kelly), #d 1922-2005				

Place of birth and place of death optionally recorded. Neither is a core element.

ARN		6176427						
Rec stat	c	Entered	20031010	Replaced	20031010095736.0			
Type	z	Upd status	a	Enc lvl	n	Source		
Roman	■	Ref status	a	Mod rec		Name use	a	
Govt agn	■	Auth status	a	Subj	a	Subj use	a	
Series	n	Auth/ref	a	Geo subd	n	Ser use	b	
Ser num	n	Name	n	Subdiv tp	n	Rules	c	
010		n	2003053177					
040		DLC #b	eng #c	DLC #d	WaU			
046		#k	2001 #l	2008				
130	0	Big brother (Television program : Australia)						
370		#g	Australia					
380		Television program						
430	0	Big brother Australia						
670		Johnson-Woods, Toni. Big bother, 2002: #b p. vii (Big brother; television program airing on Channel 10 in Australia)						
670		Wikipedia, Jan. 22, 2011 #b (Big Brother Australia was the Australian version of the international Big Brother reality television series; produced from 2001 until 2008; all eight seasons were produced by Endemol Southern Star and shown on Network Ten; Big Brother)						
730	4	Big brother (Television program : Australia)					OLA Conference 2011	

Place of origin of work recorded separately and as an addition to the access point. When needed to break a conflict, recording it in the access point satisfies the core element requirements. (RDA 0.6.3 and LCRI for 0.6.3)

New MARC 21 Authority Fields

371 – Address (R)

RDA 9.12 Address of the Person

11.9 Address of the Corporate Body

- \$a - Address (R)
- \$b - City (NR)
- \$c - Intermediate jurisdiction (NR)
- \$d - Country (NR)
- \$e - Postal code (NR)
- \$m - Electronic mail address (R)
- \$s - Start period (NR)
- \$t - End period (NR)
- \$u - Uniform Resource Identifier (R)
- \$v - Source of information (R)
- \$z - Public note (R)
- \$4 - Relator code (R)
- \$6 - Linkage (NR)
- \$8 - Field link and sequence number (R)

OLA Conference 2011

9.12.1.1 Address of the person is the address of a person's place of residence, business, or employer and/or an e-mail or Internet address.

11.9.1.1 Address of the corporate body is the address of a corporate body's headquarters or offices, or an e-mail or Internet address for the body.

MARC Format Information:

An address (as well as electronic access information such as email, telephone, fax, TTY, etc. numbers) associated with the entity described in the record. Multiple addresses, such as mailing addresses and addresses corresponding to the physical location of an item or facilities, are recorded in separate occurrences of field 371.

For a person: the address of a person's place of residence, business, or employer and/or an e-mail or Internet address.

For a corporate body: the address of the corporate body's headquarters or offices, or an e-mail or Internet address for the body.

Distinction between field 371 (Address) and field 370 (Associated place): Field 370 (Associated place) includes information about places associated with a person or a corporate body at the level of the country, the town, etc. Field 371 (Address) contains information relating to the location of a person or a corporate body, at which they can be found or reached (e.g., printed mail address, e-mail address, etc.).

ARN		8696036					
Rec stat	n	Entered	20101123	Replaced	20101124063933.0		
Type	z	Upd status	a	Enc lvl	n	Source	c
Roman	■	Ref status	n	Mod rec	■	Name use	a
Govt agn	■	Auth status	a	Subj	a	Subj use	a
Series	n	Auth/ref	a	Geo subd	n	Ser use	b
Ser num	n	Name	n	Subdiv tp	n	Rules	z
010		no2010191139					
040		UPB #b eng #c UPB #e rda					
046		#s 2005					
110	2	Red Finch Films					
370		#c U.S. #e Provo, Utah					
371		1252 West 1325 North #b Provo #c Utah #e 84604-6044					
670		Sundance Skippy, c2010: #b credit frame (Red Finch Films) container (Red Finch)					
670		Phone call to Mark Hedengren, 23 November 2010 #b (in same location as Mark Hedengren Photography, 1252 W 1325 North, Provo, UT 84604-6044; earliest date, 2005)					

Address of the corporate body optionally recorded.

ARN		288149
010		n 79055027 #z n 81088828
040		DLC #b eng #c DLC #d DLC #d OCoLC #d ICU #d WaU
046		#f 19251123
053	0	PT8951.28.A4
100	1	Ramm, Eva
370		#c Norway
371		#m eram@online.no #m http://home.online.no/~eram
372		psychology
374		novelist, psychologist
375		female
377		nor
400	1	Alfarnæs, Eva Ramm, #d 1925- #w nnea
400	1	Alfarnæs, Eva Ramm
400	1	Ramm Alfarnæs, Eva
670		Her Engel på ... 1962.
670		Her Jøløy-vandringer, 1980: #b t.p. (Eva Ramm Alfarnæs)
670		Nor. bok., 1981 #b (Alfarnæs, Rva Ramm, b. 1925)
670		Her Epleslang i Eden, 1989: #b t.p. (Eva Ramm) p. facing t.p. (b. 11-23-25)
700	1 4	Ramm, Eva, #d 1925-

Address (electronic in this case) of the person optionally recorded.

New MARC 21 Authority Fields

372 – Field of Activity (R)

RDA 9.15 Field of Activity of the Person **CORE ELEMENT**

11.10 Field of Activity of the Corporate Body

\$a - Field of activity (R)	\$0 - Record control number (R)
\$s - Start period (NR)	\$2 - Source of term (NR)
\$t - End period (NR)	\$6 - Linkage (NR)
\$u - Uniform Resource Identifier (R)	\$8 - Field link and sequence number (R)
\$v - Source of information (R)	

374 – Occupation (R)

RDA 9.16 Profession or Occupation of the Person **CORE**

\$a – Occupation (R)	\$0 - Record control number (R)
\$s - Start period (NR)	\$2 - Source of term (NR)
\$t - End period (NR)	\$6 - Linkage (NR)
\$u - Uniform Resource Identifier (R)	\$8 - Field link and sequence number (R)
\$v - Source of information (R)	

OLA Conference 2011

9.15 Field of activity of the person is a core element for a person whose name consists of a phrase or appellation not conveying the idea of a person. For other persons, field of activity is a core element when needed to distinguish a person from another person with the same name.

9.15.1.1 Field of activity of the person is a field of endeavour, area of expertise, etc., in which a person is engaged or was engaged.

9.16 Profession or occupation is a core element for a person whose name consists of a phrase or appellation not conveying the idea of a person. For other persons, profession or occupation is a core element when needed to distinguish a person from another person with the same name.

9.16.1.3 Profession or occupation is a profession or occupation in which a person works or has worked.

11.10.1.1 Field of activity of the corporate body is a field of business in which a corporate body is engaged, its area of competence, responsibility, jurisdiction, etc.

0.6.4 Section 3: Recording Attributes of Person, Family, and Corporate Body

If the preferred name for the person, family, or corporate body is the same as or similar to a name by which another person, family, or corporate body is known, record as many of the additional identifying elements listed below as necessary to differentiate them. **Record the elements either as additions to the authorized access point representing the person, family, or corporate body, as separate elements, or as both.** [Emphasis added by me]

- Fuller form of name
- Profession or occupation
- Field of activity of the person
- Place associated with the family
- Prominent member of the family
- Location of headquarters, etc.
- Associated institution
- Other designation associated with the corporate body

LCPS for 0.6.4: *LC practice:* When recording an element to differentiate one person, family, or corporate body from another person, family, or corporate body with the same or a similar name, always add the element to the access point.

ARN		8690562					
Rec stat	n	Entered	20101118	Replaced	20101119062910.0		
Type	z	Upd status	a	Enc lvl	n	Source	c
Roman	■	Ref status	n	Mod rec	■	Name use	a
Govt agn	■	Auth status	a	Subj	a	Subj use	a
Series	n	Auth/ref	a	Geo subd	n	Ser use	b
Ser num	n	Name	a	Subdiv tp	n	Rules	z
010	no2010188298						
040	UPB-Mu #b eng #c UPB-Mu #e rda						
100	1	Frommer, Paul #c (Composer)					
374	Composer						
375	male						
670	Serenade, op. 47, für Violine, Violoncello und Harfe, c1956: #b t.p. (Paul Frommer)						

Profession or occupation recorded separately in addition to being recorded as an addition to the access point. Recording it in the access point satisfies the core requirement for this element (RDA 0.6.4 and LCRI for 0.6.4).

ARN		8691108					
Type	z	Upd status	a	Enc lvl	n	Source	c
Roman	■	Ref status	a	Mod rec		Name use	a
Govt agn	■	Auth status	a	Subj	a	Subj use	a
Series	n	Auth/ref	a	Geo subd	n	Ser use	b
Ser num	n	Name	n	Subdiv tp	n	Rules	z
010		no2010188360					
040		UPB #b eng #c UPB #e rda #d WaU					
046		#s 2007					
110	2	Bowler Press					
370		#e North Vancouver, B.C.					
371		53 Bewicke Ave #b North Vancouver #c BC #e V7M 3B6 #d Canada #m print@thebowlerpress.ca #u http://www.thebowlerpress.ca/					
372		Fine press printing					
500	1	#i Founder: #a Morrison, Jarrett #q (Jarrett Stephen), #d 1973- #w r					
670		The importance of being earnest, MMVIII, 2008, ©2008: #b title page (The Bowler Press) title page verso (located in North Vancouver, B.C.)					
670		The Bowler Press website, 18 November 2010 #b (printer of fine press editions; founded by Jarrett Morrison in 2007) #u http://www.thebowlerpress.ca/					

Field of activity of the corporate body optionally recorded, although it was not needed to differentiate the body from others.

New MARC 21 Authority Fields

373 – Affiliation (R)

RDA 9.13 Affiliation

\$a - Affiliation (R)
\$s - Start period (NR)
\$t - End period (NR)
\$u - Uniform Resource Identifier (R)
\$v - Source of information (R)
\$0 - Record control number (R)
\$2 - Source of term (NR)
\$6 - Linkage (NR)
\$8 - Field link and sequence number (R)

375 – Gender (R)

RDA 9.7 Gender

\$a - Gender (R)
\$s - Start period (NR)
\$t - End period (NR)
\$u - Uniform Resource Identifier (R)
\$v - Source of information (R)
\$2 - Source of term (NR)
\$6 - Linkage (NR)
\$8 - Field link and sequence number (R)

OLA Conference 2011

9.13.1.1 An affiliation is a group with which a person is affiliated or has been affiliated through employment, membership, cultural identity, etc.

MARC 373: The field is repeated if the person has multiple affiliations for different time periods.

Note: MARC Discussion Paper No. 2011-DP02 discussed changing the name of field 373 from Affiliation to Associated Institution and adding a new subfield \$b for Associated institution for corporate body (R). Associated institution (RDA 11.5) is “a core element for conferences, etc., if the institution’s name provides better identification than the local place name or if the local place name is unknown or cannot be readily determined. Associated institution is a core element for other corporate bodies if the institution’s name provides better identification than the local place name or if the local place name is unknown or cannot be readily determined, and it is needed to distinguish the corporate body from another corporate body with the same name.” Currently there is no place to record it in an authority record for the conference or corporate body.

9.7.1.1 Gender is the gender with which a person identifies.

9.7.1.3 Record the gender of the person using an appropriate term from the list below.

female
male
not known

If none of the terms listed is appropriate or sufficiently specific, record an appropriate term or phrase.

EXAMPLE

intersex
transsexual woman

ARN		8648530					
Rec stat	n	Entered	20101006	Replaced	20101007070602.0		
Type	z	Upd status	a	Enc lvl	n	Source	c
Roman	■	Ref status	b	Mod rec	■	Name use	a
Govt agn	■	Auth status	a	Subj	a	Subj use	a
Series	n	Auth/ref	a	Geo subd	n	Ser use	b
Ser num	n	Name	a	Subdiv tp	n	Rules	z
010		no2010162767					
040		ICU #b eng #c ICU #e rda					
100	1	Molodikova, I. #q (Irina)					
370		#c Budapest, Hungary					
373		Central European University					
375		female					
377		rus					
400	1	Молодикова, И. #q (Ирина)					
400	1	Molodikova, Irina					
667		Non-Latin script reference not evaluated.					
670		Tranzitnai a migratsii i tranzitnye strany, 2009: #b t.p. (... И. Молодиковой = I. Molodikovoi) p. 388 (Irina Molodikova; affiliated with the Central European University, Budapest, Hungary)					

Authority record containing affiliation and gender elements (both optional elements, and neither is a core element).

New MARC 21 Authority Fields

376 – Family Information (R)

RDA 10.3 Type of Family CORE ELEMENT

10.6 Prominent Member of the Family CORE ELEMENT

10.7 Hereditary Title

- \$a - Type of family (R)
- \$b - Name of prominent member (R)
- \$c - Hereditary title (R)
- \$s - Start period (NR)
- \$t - End period (NR)
- \$u - Uniform Resource Identifier (R)
- \$v - Source of information (R)
- \$0 - Record control number (R)
- \$2 - Source of term (NR)
- \$6 - Linkage (NR)
- \$8 - Field link and sequence number (R)

OLA Conference 2011

10.3.1.1 Type of family is a categorization or generic descriptor for the type of family.

10.3.1.3 Record a term indicating the type of family using an appropriate term (e.g., Family, Clan, Royal house, Dynasty).

10.6 The name of a prominent member of the family is a core element when needed to distinguish a family from another family with the same name.

10.6.1.1 A prominent member of the family is a well-known individual who is a member of a family.

10.6.1.3 Record the name of a prominent member or members of the family in the form of the authorized access point representing the person, formulated according to the guidelines and instructions given under 9.19.1.

10.7.1.1 A hereditary title is a title of nobility, etc., associated with a family.

10.7.1.3 Record a hereditary title associated with the family. Record the title in direct order in the plural form.

0.6.4 Section 3: Recording Attributes of Person, Family, and Corporate Body

If the preferred name for the person, family, or corporate body is the same as or similar to a name by which another person, family, or corporate body is known, record as many of the additional identifying elements listed below as necessary to differentiate them. **Record the elements either as additions to the authorized access point representing the person, family, or corporate body, as separate elements, or as both.** [Emphasis added by me]

- Fuller form of name
- Profession or occupation
- Field of activity of the person
- Place associated with the family
- Prominent member of the family
- Location of headquarters, etc.
- Associated institution
- Other designation associated with the corporate body

LCPS for 0.6.4: *LC practice*: When recording an element to differentiate one person, family, or corporate body from another person, family, or corporate body with the same or a similar name, always add the element to the access point.

ARN		8725537			
Rec stat	c	Entered	20101227	Replaced	20110119085116.0
Type	z	Upd status	a	Enc lvl	n
Roman	■	Ref status	n	Mod rec	■
Govt agn	■	Auth status	a	Subj	n
Series	n	Auth/ref	a	Geo subd	n
Ser num	n	Name	n	Subdiv tp	n
		Source			
		Name use	a		
		Subj use	b		
		Ser use	b		
		Rules	z		

010	n	2010082879
040		DLC #b eng #c DLC #e rda #d DLC
100	3	Hammons (Family : #c W. Va.)
370		#c U.S. #e W. Va.
376		Family
667		SUBJECT USAGE: This heading is not valid for use as a subject; use a family name heading from LCSH.
670		Dwight Diller and Tom Brown recordings of the Hammons family, 1970: #b collection materials (Hammons family; performances of Lee Hammons, Maggie Hammons Parker, Burl Hammons of West Virginia, and William Moses "Mose" Coffman)
670		The Hammons Family, a study of a West Virginia family's traditions, 1973: #b liner notes (Hammons family, family of traditional music makers from WV, including Maggie Hammons Parker, Lee Hammons, Mose Coffman, Burl Hammons, Sherman Hammons)
670		Carl Fleischhauer collection of West Virginia and Ohio folk music, 1973-1974: #b collection materials (Hammons family musical performances, performers include Dona Hammons Gum, Hammons family history, conversation and life history of Grover Cleveland "Ham" Gum)

Family information optionally recorded separately, as well as being included as an addition to the access point.

Note also LC's subject cataloging policy that family name headings constructed according to RDA may not be used as subject headings. LCSH headings for families will continue to be used.

ARN		8666206			
<u>Rec stat</u>	c	Entered	20101023	Replaced	20110119154704.0
<u>Type</u>	z	<u>Upd status</u>	a	<u>Enc lvl</u>	n
<u>Roman</u>	■	<u>Ref status</u>	a	<u>Mod rec</u>	
<u>Govt agn</u>	■	<u>Auth status</u>	a	<u>Subj</u>	n
<u>Series</u>	n	<u>Auth/ref</u>	a	<u>Geo subd</u>	n
<u>Ser num</u>	n	<u>Name</u>	n	<u>Subdiv tp</u>	n
010	1	no2010172786			
040		UPB #b eng #c UPB #e rda #d DLC			
100	3	Chambers (Family : #g Chambers, Joseph, 1843-1927)			
370		#c Idaho			
376		Family #b Chambers, Joseph, 1843-1927			
500	1	#i Progenitor: #a Chambers, Joseph, #d 1843-1927 #w r			
667		SUBJECT USAGE: This heading is not valid for use as a subject; use a family name heading from LCSH.			
670		Autobiography of Eliza Ann McKee Chambers, 1934 #b (Chambers; husband was Joseph Chambers; lived in Idaho)			

Family information recorded separately as well as part of the access point.

New MARC 21 Authority Fields

377 – Associated Language (R)

RDA 9.14 Language of the Person

11.8 Language of the Corporate Body

6.11 *Language of Expression* [use of 377 under discussion]

First Indicator

Undefined

- Undefined

Second Indicator

Source of code

- MARC language code

7 - Source specified in \$2

Subfield Codes

\$a - Language code (R)

\$2 - Source of code (NR)

\$6 - Linkage (NR)

\$8 - Field link and sequence number (R)

OLA Conference 2011

9.14.1.1 Language of the person is a language a person uses when writing for publication, broadcasting, etc.

9.14.1.3 Record the language or languages the person uses when writing for publication, broadcasting, etc., using an appropriate term or terms in the language preferred by the agency creating the data. Select terms from a standard list of names of languages, if available.

Note: MARC Discussion Paper No. 2011-DP02 discusses broadening the definition of field 377 to include the language in which a work is expressed, to accommodate RDA 6.11 Language of Expression. It also discusses adding new subfields for language terms:

\$a - Language code of person/corporate body (R)

\$b - Language term of person/corporate body (R)

\$c - Language code of expression (R)

\$d - Language term of expression (R)

11.8.1.1 Language of the corporate body is a language a corporate body uses in its communications.

11.8.1.3 Record the language or languages the body uses in its communications using an appropriate term or terms in the language preferred by the agency creating the data. Select terms from a standard list of names of languages, if available.

Note: MARC Discussion Paper No. 2011-DP02 discusses broadening the definition of field 377 to include the language in which a work is expressed, to accommodate RDA 6.11 Language of Expression. It also discusses adding new subfields for language terms:

\$a - Language code of person/corporate body (R)

\$b - Language term of person/corporate body (R)

\$c - Language code of expression (R)

\$d - Language term of expression (R)

6.11 Language of expression is a core element when needed to differentiate an expression of a work from another expression of the same work.

6.11.1.1 Language of expression is a language in which a work is expressed.

6.11.1.3 Record the language or languages of the expression using an appropriate term or terms in the language preferred by the agency creating the data. Select terms from a standard list of names of languages, if available.

ARN		8638676					
Rec stat	c	Entered	20100928	Replaced	20101022164551.0		
Type	z	Upd status	a	Enc lvl	n	Source	c
Roman	■	Ref status	n	Mod rec	■	Name use	a
Govt agn	■	Auth status	a	Subj	a	Subj use	a
Series	n	Auth/ref	a	Geo subd	n	Ser use	b
Ser num	n	Name	a	Subdiv tp	n	Rules	c
010		no2010157102 #z no2010164075					
040		MH-P #b eng #c MH-P #d UPB #d DLC					
046		#f 1980					
053	0	PQ7499.3.C46					
100	1	Chávez, Rosa, #d 1980-					
370		Guatemala					
375		female					
377		spa #a myn					
670		Ri uk'ux ri ab'aj = El corazón de la piedra, 2010: #b t.p. (Rosa Chávez) p. 4 of cover (Rosa Chávez; poet, b. Guatemala 1980; father is Quiché and mother is Cakchikel)					
670		Piedra, c2009: #b t.p. (Rosa Chávez) front flap (b. 1980, Guatemala; poeta y actriz maya K'iche' kaqchikel)					
700	1 4	Chávez, Rosa, #d 1980-					

Languages of a person optionally recorded.

New MARC 21 Authority Fields

380 – Form of Work (R)

RDA 6.3 Form of Work

380 ## \$a Motion picture

380 ## \$a Television program

380 ## \$a Choreographic work

380 ## \$a Poem

380 ## \$a Play

380 ## \$a Comic strip

381 – Other Distinguishing Characteristics of Work or Expression (R)

RDA 6.6 Other Distinguishing Characteristic of the Work

381 ## \$a Geological Survey (South Africa)

381 ## \$a Philadelphia Museum of Art

381 ## \$a Douglas

381 ## \$a arranged

OLA Conference 2011

6.3. Form of work is a core element *when needed to differentiate a work from another work with the same title or from the name of a person, family, or corporate body.*

6.3.1.1. Form of work is a class or genre to which a work belongs.

6.6. Other distinguishing characteristic of the work is a core element *when needed to differentiate a work from another work with the same title or from the name of a person, family, or corporate body.*

6.6.1.1. Other distinguishing characteristic of the work is a characteristic other than form of work, date of work, or place of origin of the work that serves to differentiate a work from another work with the same title or from the name of a person, family, or corporate body.

Geological Survey (South Africa) Issuing body of a work titled *Bulletin*. There are other works with title *Bulletin*.

Philadelphia Museum of Art Owner of a Jan van Eyck painting titled *Saint Francis receiving the stigmata*. There are other Van Eyck paintings with same title.

Douglas Surname of the director of a 1965 motion picture titled *Harlow*. There is another film produced in 1965 with the same title.

0.6.3 Section 2: Recording Attributes of Work and Expression

If the preferred title for a work is the same as or similar to a title for a different work, or to a name for a person, family, or corporate body, record as many of the additional identifying elements listed below as necessary to differentiate them. Record the elements ***either as additions to the access point representing the work, as separate elements, or as both.*** [Emphasis added by me]

Form of work; Date of work; Place of origin of work; Other distinguishing characteristic of the work

NOTE: although these separate elements can be recorded in both bibliographic or authority records, *recording them as additions to the access point is sufficient to satisfy the core requirements.*

LCPS for 0.6.3: *LC practice:* When identifying (1) a musical work with a title that is not distinctive or (2) recording an element to differentiate one work or expression from another work or expression or from a name for a person, family, or corporate body, always add the element to the access point.

ARN		6086091					
Rec stat	c	Entered	20030626	Replaced	20080812053609.0		
Type	z	Upd status	a	Enc lvl	n	Source	c
Roman	■	Ref status	n	Mod rec	■	Name use	a
Govt agn	■	Auth status	a	Subj	a	Subj use	a
Series	n	Auth/ref	a	Geo subd	n	Ser use	b
Ser num	n	Name	n	Subdiv tp	n	Rules	c
010		no2003063538					
040		IAhCCS #b eng #c IAhCCS #d WaU					
046		#k 1965					
130	0	Harlow (Motion picture : 1965 : Douglas)					
380		Motion picture					
381		Douglas					
670		Hefii, N. Harlow, c2003.					
670		Internet movie database, June 26, 2003 #b (Harlow, dir. Gordon Douglas; 2 movies titled Harlow, both in 1965)					
730	4	Harlow (Motion picture : 1965 : Douglas)	OLA Conference 2011				

Two motion pictures title Harlow were created in 1965. This one was directed by Gordon Douglas. The director's surname has been used as an other distinguishing characteristic of the work and included in the authorized access point for the work. Including the 380 and 381 separate elements is optional, since including the elements as additions to the access point satisfies the requirements of 0.6.3.

ARN		8691813	
Rec stat	n	Entered	20101118 Replaced 20101118044103.0
Type	z	Upd status	a Enc lv n Source
Roman	■	Ref status	a Mod rec Name use a
Govt agn	■	Auth status	a Subj a Subj use a
Series	a	Auth/ref	a Geo subd n Ser use a
Ser num	a	Name	n Subdiv tp n Rules z
010		n	2010184706
040		DNLM #b eng #c DNLM #e rda	
046		#k	2006
130	0	Monograph series (James P. Grant School of Public Health (BRAC University))	
370		#g	Dhaka, Bangladesh
381		James P. Grant School of Public Health (BRAC University)	
410	2	James P. Grant School of Public Health (BRAC University). #t Monograph series	
642		no. 1 #5 DPCC #5 DNLM	
643		Dhaka #b James P. Grant School of Public Health, BRAC University	
644		f #5 DNLM	
645		t #5 DPCC #5 DNLM	
646		s #5 DNLM	
670		Lesson from Jim Grant's vision for public health, 2006: #b title page (Monograph series, James P. Grant School of Public Health BRAC University)	

Another example of Other distinguishing characteristic of work recorded separately as well as part of the access point.

New MARC 21 Authority Fields

382 – Medium of Performance(R)

RDA 6.15 Medium of Performance

\$a - Medium of performance (R)

383 – Numeric Designation of a Musical Work (R)

RDA 6.16 Numeric Designation of a Musical Work

\$a - Serial number (R)
\$b - Opus number (R)
\$c - Thematic index number (R)

384 – Key (NR)

RDA 6.17 Key

\$a - Key (NR)

First indicator

Key type

- Relationship to original unknown

0 - Original key

1 - Transposed key

OLA Conference 2011

6.15 Medium of performance is a core element when needed to differentiate a musical work from another work with the same title. It may also be a core element when identifying a musical work with a title that is not distinctive.

6.15.1.1 Medium of performance is instrument, instruments, voice, voices, etc., for which a musical work was originally conceived.

6.16 Numeric designation is a core element when needed to differentiate a musical work from another work with the same title. It may also be a core element when identifying a musical work with a title that is not distinctive.

6.16.1.1 A numeric designation of a musical work is a serial number, opus number, or thematic index number assigned to a musical work by a composer, publisher, or a musicologist.

6.17 Key is a core element when needed to differentiate a musical work from another work with the same title. It may also be a core element when identifying a musical work with a title that is not distinctive.

6.17.1.1 Key is the set of pitch relationships that establishes the tonal centre, or principal tonal centre, of a musical work. Key is designated by its pitch name and its mode, when it is major or minor.

0.6.3 Section 2: Recording Attributes of Work and Expression

When identifying a musical work with a title that is not distinctive, record as many of the following elements as are applicable. For musical works with distinctive titles, record as many of the following elements as necessary to differentiate the work from others with the same title. **Record the elements either as additions to the access point representing the work, as separate elements, or as both.** *[Emphasis added by me]*

Medium of performance

Numeric designation of a musical work

Key

LCPS for 0.6.3: *LC practice:* When identifying (1) a musical work with a title that is not distinctive or (2) recording an element to differentiate one work or expression from another work or expression or from a name for a person, family, or corporate body, always add the element to the access point.

ARN		562266					
Rec stat	c	Entered	19810303	Replaced	20101202074742.0		
Type	z	Upd status	a	Enc lvl	n	Source	
Roman	■	Ref status	a	Mod rec		Name use	a
Govt agn	■	Auth status	a	Subj	a	Subj use	a
Series	n	Auth/ref	a	Geo subd	n	Ser use	b
Ser num	n	Name	a	Subdiv tp	n	Rules	c
010	n	81016399					
040	DLC #b eng #c DLC #d InU-Mu #d TxU-Mu						
100	1	Paganini, Niccolò, #d 1782-1840. #t Concertos, #m violin, orchestra, #n no. 4, #r D minor					
380	Concerto						
382	violin #a orchestra						
383	no. 4 #c M.S. 60						
384	D minor						
400	1	Paganini, Niccolò, #d 1782-1840. #t Concertos, #m violin, orchestra, #n M.S. 60, #r D minor					
670	Christian, T. Kadenz zum Violinkonzert Nr. 4, d-Moll, von Niccolò Paganini, c1979 (a.e.)						
670	Catalogo tematico delle musiche di Niccolò Paganini, c1982 #b (M.S. 60)						
700	1	Paganini, Niccolò, #d 1782-1840. #t Concertos, #m violin, orchestra, #n no. 4, #r D minor					

Medium of performance, numeric designation, and key recorded to distinguish one work by Telemann with the collective title Sonatas from others with the same title. The separately recorded elements are optional, since including as additions to the access point satisfies the core requirements.

New MARC Authority Coding for Relationship Information

4XX and 5XX fields:

\$i - Relationship information (R)

Can use designators from RDA Appendices J-K

\$w - Control Subfield (NR)

/0 - Special relationship

i - Reference instruction phrase in subfield \$i

r - Relationship designation in \$i or \$4

OLA Conference 2011

\$i - Relationship information Subfield may contain either a *designation of a relationship* of the entity in a 4XX or 5XX field to the 1XX entity in the record or it may contain a textual *reference instruction phrase* that is to be used for a user display indicating the relationship of the 1XX entity in the record to the entity in a 4XX or 5XX field. If the subfield contains a Relationship designation, the appropriate reference instruction phrase may be derived from it. The relationship may be name to name (if only names of persons, families, or corporate bodies are involved) or resource to resource (if name/titles or titles are involved).

Relationship designation: When a tracing field contains a relationship designation in subfield \$i, control subfield \$w/0 contains code r (Relationship designation in subfield \$i or \$4). Code r indicates that the generation of a tag related reference instruction phrase in a cross reference display should be suppressed. The content of subfield \$i or \$4 should be used to generate the reference instruction phrase that is used in a cross reference display.

LCPS for 1.7.1: When subfield \$i for relationship designator is used, it is the first subfield, the first word is capitalized, and the subfield ends with a colon.

ARN		1526011					
Type	z	Upd status	a	Enc lvl	n	Source	
Roman	■	Ref status	a	Mod rec		Name use	a
Govt agn	■	Auth status	a	Subj	a	Subj use	a
Series	n	Auth/ref	a	Geo subd	n	Ser use	b
Ser num	n	Name	n	Subdiv tp	n	Rules	c
010		n	85138792				
040		DLC	#b eng #c DLC #d DLC #d IAhCCS #d WaU				
046		#k	1968				
130	0	Planet of the apes (Motion picture : 1968)					
380		Motion picture					
430	0	Monkey planet (Motion picture)					
500	1	#i Motion picture adaptation of (work); #a Boule, Pierre, #d 1912-1994. #t Planète des singes #w r					
530	0	#i Remade as (work); #a Planet of the apes (Motion picture : 2001) #w r					
530	0	#i Sequel; #a Beneath the planet of the apes (Motion picture) #w r					
670		Arrow, W. Visions from nowhere, 1976.					
670		Internet movie database, January 24, 2011 #b (Planet of the Apes (1968), directed by Franklin J. Schaffner, screenplay by Michael Wilson and Rod Serling, original music by Jerry Goldsmith; also known as Monkey planet; also lists Planet of the Apes (2001), directed by Tim Burton, screenplay by William Broyles Jr., Lawrence Konner & Mark Rosenthal, original music by Danny Elfman)					
670		Wikipedia, January 24, 2011 #b (Planet of the Apes (1968 film); American science fiction film directed by Franklin J. Schaffner and based on the novel La planète des singes by Pierre Boule; followed by sequel Beneath the Planet of the Apes (1970); the movie was "reimagined" in 2001 by director Tim Burton)					
730	4	Planet of the apes (Motion picture : 1968)					

Work authority record with relationship designators (taken from RDA Appendix J) recorded with the authorized access points for the related works.

LCPS for 1.7.1: When subfield \$i for relationship designator is used, it is the first subfield, the first word is capitalized, and the subfield ends with a colon.

Type	z	Upd status	a	Enc lvl	n	Source	c
Roman	■	Ref status	a	Mod rec		Name use	a
Govt agn	■	Auth status	a	Subj	a	Subj use	a
Series	n	Auth/ref	a	Geo subd	n	Ser use	b
Ser num	n	Name	a	Subdiv tp	n	Rules	z
010		no2011012083					
040		WaU #b eng #c WaU #e rda #d WaU					
046		#k 1963					
100	1	Boulle, Pierre, #d 1912-1994. #t Planète des singes					
530	0	#i Adapted as a motion picture (work); #a Planet of the apes (Motion picture : 1968) #w r					
530	0	#i Adapted as a motion picture (work); #a Planet of the apes (Motion picture : 2001) #w r					
670		French Wikipédia, January 24, 2011 #b (La Planète des singes is a dystopian science fiction novel written in 1963 by Pierre Boulle)					
670		Wikipedia, January 24, 2011 #b (Planet of the Apes is a 1968 American science fiction film directed by Franklin J. Schaffner and based on the novel La planète des singes by Pierre Boulle, which was published in 1963; Planet of the Apes is a 2001 American science fiction film, based on Pierre Boulle's novel and a remake of the 1968 film of the same title)					

OLA Conference 2011

The reciprocal relationship to the previous slide.

LCPS for 1.7.1: When subfield \$i for relationship designator is used, it is the first subfield, the first word is capitalized, and the subfield ends with a colon.

ARN		8691108					
Type	z	Upd status	a	Enc lvl	n	Source	c
Roman	■	Ref status	a	Mod rec		Name use	a
Govt agn	■	Auth status	a	Subj	a	Subj use	a
Series	n	Auth/ref	a	Geo subd	n	Ser use	b
Ser num	n	Name	n	Subdiv tp	n	Rules	z
010		no2010188360					
040		UPB #b eng #c UPB #e rda #d WaU					
046		#s 2007					
110	2	Bowler Press					
370		#e North Vancouver, B.C.					
371		53 Bewicke Ave #b North Vancouver #c BC #e V7M 3B6 #d Canada #m print@thebowlerpress.ca #u http://www.thebowlerpress.ca/					
372		Fine press printing					
500	1	#i Founder: #a Morrison, Jarrett #q (Jarrett Stephen), #d 1973- #w r					
670		The importance of being earnest, MMVIII, 2008, ©2008: #b title page (The Bowler Press) title page verso (located in North Vancouver, B.C.)					
670		The Bowler Press website, 18 November 2010 #b (printer of fine press editions; founded by Jarrett Morrison in 2007) #u http://www.thebowlerpress.ca/					

Relationship between a corporate body and a person explicitly recorded in an authority record using a relationship designator from RDA Appendix K.

LCPS for 1.7.1: When subfield \$i for relationship designator is used, it is the first subfield, the first word is capitalized, and the subfield ends with a colon.

ARN		8691103					
Type	z	Upd status	a	Enc lvl	n	Source	c
Roman	■	Ref status	a	Mod rec		Name use	a
Govt agn	■	Auth status	a	Subj	a	Subj use	a
Series	n	Auth/ref	a	Geo subd	n	Ser use	b
Ser num	n	Name	a	Subdiv tp	n	Rules	z
010		no2010188355					
040		UPB #b eng #c UPB #e rda #d IEN #d WaU					
046		#f 1973					
100	1	Morrison, Jarrett #q (Jarrett Stephen), #d 1973-					
370		#f North Vancouver, B.C.					
372		Book designer #a Illustrator #a Printer #a Bookbinder					
375		male					
510	2	#i Founder of: #a Bowler Press #w r					
670		The importance of being earnest, MMVIII, 2008. ©2008: #b t.p. (Jarrett Morrison) colophon (Design, setting, illustration, printing & binding were completed at the hands of Jarrett Morrison; associated with Bowler Press, North Vancouver, BC)					
670		LAC, via VIAF, 18 November 2010 #b (Morrison, Jarrett Stephen, 1973-)					
670		The Bowler Press website, 24 January 2011: #b home page (The Bowler Press is the imprint of Jarrett Morrison)					

Reciprocal relationship to the previous slide.

LCPS for 1.7.1: When subfield \$i for relationship designator is used, it is the first subfield, the first word is capitalized, and the subfield ends with a colon.

ARN		8702418					
Type	z	Upd status	a	Enc lvl	n	Source	c
Roman	■	Ref status	a	Mod rec		Name use	a
Govt agn	■	Auth status	a	Subj	n	Subj use	b
Series	n	Auth/ref	a	Geo subd	n	Ser use	b
Ser num	n	Name	n	Subdiv tp	n	Rules	z
010		no2010194824					
040		UPB #b eng #c UPB #e rda #d DLC #d WaU					
100	3	Weir (Family : #g Weir, Robert Walter, 1803-1889)					
376		Family #b Weir, Robert Walter, 1803-1889					
500	1	#i Progenitor: #a Weir, Robert Walter, #d 1803-1889 #w r					
667		SUBJECT USAGE: This heading is not valid for use as a subject; use a family name heading from LCSH.					
670		Weir family papers, 1765-1929 #b (descendants of Robert Walter Weir)					

Relationship between a family and a person explicitly recorded using a relationship designator from RDA Appendix K.

LCPS for 1.7.1: When subfield \$i for relationship designator is used, it is the first subfield, the first word is capitalized, and the subfield ends with a colon.

Type	z	Upd status	a	Enc lv	n	Source	c
Roman	■	Ref status	a	Mod rec	■	Name use	a
Govt agn	■	Auth status	a	Subj	a	Subj use	a
Series	n	Auth/ref	a	Geo subd	n	Ser use	b
Ser num	n	Name	a	Subdiv tp	n	Rules	c

010	n	85028285
040	MWA #b eng #c DLC #d DLC #d OCoLC #d UPB #d OCoLC #d WaU	
046	#f 18030618 #g 18890501	
100	1	Weir, Robert Walter, #d 1803-1889
370	New Rochelle, N.Y. #b New York, N.Y. #e West Point, N.Y.	
374	Artist	
374	Professor	
400	1	Weir, Robert, #d 1803-1889
500	3	#i Descendants: #a Weir (Family : #g Weir, Robert Walter, 1803-1889) #w r
670	Abbott, J. Bruno or Lessons of fidelity, 1854: #b p. 109 (Weir del.)	
670	LC in RLIN, 6/13/85 #b (hdg.: Weir, Robert Walter, 1803-1889; usage: Robert Weir, artist and teacher of West Point)	
670	Life and letters of J. Alden Weir, 1960: #b p. 20 (Robert Walter Weir; b. 1803; occupation: professor at the U.S. Military Academy at West Point)	
670	Wikipedia, Nov. 29, 2010 #b (Robert Walter Weir; b. June 18, 1803 in New Rochelle, N.Y.; d. May 1, 1889 in New York, N.Y.; head of the Weir family)	
678	0	Robert Walter Weir (1803-1889) was an artist and professor of drawing at the U.S. Military Academy at West Point.
700	1 4	Weir, Robert Walter, #d 1803-1889

Reciprocal relationship to the one shown in the previous slide.

LCPS for 1.7.1: When subfield \$i for relationship designator is used, it is the first subfield, the first word is capitalized, and the subfield ends with a colon.

Type	z	Upd status	a	Enc lv	n	Source	c
Roman	■	Ref status	a	Mod rec		Name use	a
Govt agn	■	Auth status	a	Subj	a	Subj use	a
Series	n	Auth/ref	a	Geo subd	n	Ser use	b
Ser num	n	Name	n	Subdiv tp	n	Rules	z
010		no2010184496					
040		UPB #b eng #c UPB #e rda #d IEN #d WaU					
046		#s 1859 #t 1877					
110	2	Church of Jesus Christ of Latter-day Saints. #b Fountain Green Branch					
370		#e Fountain Green, Utah					
510	2	#i Hierarchical superior: #a Church of Jesus Christ of Latter-day Saints #w r					
500	1	#i Incumbent: #a Johnson, Robert L. #q (Robert Lewis), #d 1819-1901 #w r					
670		Fountain Green Branch minutes, approximately 1865-1866					
670		Family History Library catalog, November 9, 2010 #b (Fountain Green Branch; located in Fountain Green, Utah; became the Fountain Green Ward in July 1877)					
670		Ancestry.com, viewed November 9, 2010 #b (Fountain Green est. 1859; Robert L. Johnson arrived in 1860; made bishop in 1861, served for 23 years)					
678	1	The Fountain Green Branch of the Church of Jesus Christ of Latter-day Saints was established with the founding of the community of Fountain Green, Utah in 1859. In July 1877 the branch became the Fountain Green Ward. Robert L. Johnson (1819-1901) served as the first branch and ward bishop, from 1861 to 1884.					

One final example that shows the relationship of a parent to a subordinate corporate body, which we've not expressed in AACR2 authority records.

LCPS for 1.7.1: When subfield \$i for relationship designator is used, it is the first subfield, the first word is capitalized, and the subfield ends with a colon.

Earlier/Later Relationships

AACR2

110 2_ \$a Brigham Young
University

410 2_ \$a BYU

510 2_ \$a Brigham Young
Academy \$w a

\$w - Control subfield
/0 - Special relationship
a - Earlier heading

RDA

110 2_ \$a Brigham Young
University

410 2_ \$a BYU

510 2_ \$i **Predecessor**: \$a Brigham
Young Academy \$w r

\$w - Control subfield
/0 - Special relationship
r - Relationship designation
in \$i or \$4

OLA Conference 2011

There could be a difference in the way earlier/later relationships are recorded in RDA authority records from the way we do them in AACR2. Instead of a codes a (earlier heading) and b (later heading) in subfield \$w, one could use code r (relationship designation in \$i or \$4) and then give a relationship designator from RDA Appendix K (or another suitable term if needed) in subfield \$i. Appendix K.4.3 provides a number of designators that can be used for relationships between corporate bodies:

K.4.3 Relationship Designators to Relate Corporate Bodies to Other Corporate Bodies

Record an appropriate term from the list below with the authorized access point or identifier for a related corporate body (see 32.1). Apply the general guidelines on using relationship designators given under K.1.

hierarchical subordinate A corporate body that is subordinate to the other corporate body.

hierarchical superior A corporate body that is hierarchically superior to the other corporate body.

mergee A corporate body that merged with the other corporate body to form a third.

predecessor A corporate body that precedes the other corporate body.

product of a merger A corporate body that resulted from a merger of two or more other corporate bodies.

product of a split A corporate body that resulted from a split or division of the other corporate body.

successor A corporate body that succeeds or follows the other corporate body.

LCPS for 1.7.1 says: When subfield \$i for relationship designator is used, it is the first subfield, the first word is capitalized, and the subfield ends with a colon.

HOWEVER: LC practice for the Test (LCPS for 32.1.1.3) said to continue to use codes “a” and “b” in subfield \$w for earlier/later corporate body relationships. If LC/PCC implements RDA, we’ll need a consistent policy here.

Questions??

