

Ricardo Kriebel, Thomas F. Daniel & José Gonzalez

Fotos de los autores: Ricardo Kriebel (RK), Tom Daniel (TD) y José Gonzalez (JG). Fotos adicionales de: Alexander Rodriguez (AR), Barry Hammel (BH), Daniel Solano (DS), Enrique Salicetti (ES), Fernando Matos (FM), Heike Betz (HB), Orlando Vargas (OV), Reinaldo Aguilar (RA), Robin Foster (RF), W. Eckerman (WE).
 Producido por: R.Foster, T. Wachter, Juliana Philipp, con apoyo de Connie Keller, Ellen Hyndman Fund y Andrew Mellon Foundation.

© Ricardo Kriebel [rkriebel@nybg.org] New York Botanical Garden; Thomas Daniel, California Academy of Sciences; José Gonzalez, Organization for Tropical Studies.

© ECCo, The Field Museum, Chicago, IL 60605 USA. [http://fieldmuseum.org/IDtools] [rrc@fieldmuseum.org]

Rapid Color Guide # 328 versión 1 05/2012



1 *Acanthus mollis*
CULTIVATED BH



2 *Acanthus mollis*
CULTIVATED RF



3 *Aphelandra aurantiaca*
RK



4 *Aphelandra dolichantha*
RF



5 *Aphelandra dolichantha*
RK



6 *Aphelandra golfodulcensis*
RK



7 *Aphelandra lingua-bovis*
RK



8 *Aphelandra scabra*
RK



9 *Aphelandra sinclairiana*
RF



10 *Aphelandra sinclairiana*
RK



11 *Aphelandra storkii*
OV



12 *Asystasia gangetica*
NATURALIZED BH



13 *Avicennia germinans*
RF



14 *Avicennia germinans*
WE



15 *Barleria oenotheroides*
RK



16 *Bravaisia integerrima*
RA



17 *Bravaisia integerrima*
RF



18 *Carlwrightia arizonica*
TD



19 *Crossandra infundibuliformis*
CULTIVATED RF



20 *Crossandra infundibuliformis*
CULTIVATED JG

Ricardo Kriebel, Thomas F. Daniel & José Gonzalez

Fotos de los autores: Ricardo Kriebel (RK), Tom Daniel (TD) y José Gonzalez (JG). Fotos adicionales de: Alexander Rodriguez (AR), Barry Hammel (BH), Daniel Solano (DS), Enrique Salicetti (ES), Fernando Matos (FM), Heike Betz (HB), Orlando Vargas (OV), Reinaldo Aguilar (RA), Robin Foster (RF), W. Eckerman (WE).

Producido por: R.Foster, T. Wachter, Juliana Philipp, con apoyo de Connie Keller, Ellen Hyndman Fund y Andrew Mellon Foundation.

© Ricardo Kriebel [rkriebel@nybg.org] New York Botanical Garden; Thomas Daniel, California Academy of Sciences; José Gonzalez, Organization for Tropical Studies.

© ECCO, The Field Museum, Chicago, IL 60605 USA. [http://fieldmuseum.org/IDtools] [rrc@fieldmuseum.org]

Rapid Color Guide # 328 versión 1 05/2012




21 *Dicliptera iopus*

HB



22 *Dicliptera iopus*

RK



23 *Dicliptera trifurca*

RF



24 *Dicliptera unguiculata*

TD



25 *Elytraria imbricata*

RK



26 *Hansteinia blepharorrhachis*

RK



27 *Hansteinia blepharorrhachis*

TD



28 *Hansteinia sessilifolia*

BH



29 *Hansteinia sessilifolia*

BH



30 *Henrya insularis*

TD



31 *Henrya insularis*

TD



32 *Hygrophila costata*

RK



33 *Hypoestes phyllostachya*

TD



34 *Justicia arborescens*

RK



35 *Justicia aurea*

RF



36 *Justicia aurea*

RK



37 *Justicia betonica*

RK



38 *Justicia brenesii*

RK



39 *Justicia carthagenensis*

RF



40 *Justicia chamaephyton*

RK

Ricardo Kriebel, Thomas F. Daniel & José Gonzalez

Fotos de los autores: Ricardo Kriebel (RK), Tom Daniel (TD) y José Gonzalez (JG). Fotos adicionales de: Alexander Rodriguez (AR), Barry Hammel (BH), Daniel Solano (DS), Enrique Salicetti (ES), Fernando Matos (FM), Heike Betz (HB), Orlando Vargas (OV), Reinaldo Aguilar (RA), Robin Foster (RF), W. Eckerman (WE).

Producido por: R.Foster, T. Wachter, Juliana Philipp, con apoyo de Connie Keller, Ellen Hyndman Fund y Andrew Mellon Foundation.

© Ricardo Kriebel [rkriebel@nybg.org] New York Botanical Garden; Thomas Daniel, California Academy of Sciences; José Gonzalez, Organization for Tropical Studies.

© ECCo, The Field Museum, Chicago, IL 60605 USA. [http://fieldmuseum.org/IDtools] [rrc@fieldmuseum.org]

Rapid Color Guide # 328 versión 1 05/2012



41 *Justicia comata*

RF



42 *Justicia comata*

RF



43 *Justicia comata*

RA




44 *Justicia costaricana*

TD



45 *Justicia crenata*

AR



46 *Justicia deaurata*

RA



47 *Justicia densibracteata*

DS



48 *Justicia isthmensis*

RK



49 *Justicia macrantha*

RK



50 *Justicia micrantha*

TD



51 *Justicia micrantha* cf.

RK



52 *Justicia oerstedii*

RK



53 *Justicia oerstedii*

RK



54 *Justicia pectoralis*

JG



55 *Justicia peninsularis*

RA



56 *Justicia ramosa*

TDK



57 *Justicia refractifolia*

RK



58 *Justicia sarapiquensis*

DS



59 *Justicia spicigera*

RF



60 *Justicia spicigera*

TD

Ricardo Kriebel, Thomas F. Daniel & José Gonzalez

Fotos de los autores: Ricardo Kriebel (RK), Tom Daniel (TD) y José Gonzalez (JG). Fotos adicionales de: Alexander Rodriguez (AR), Barry Hammel (BH), Daniel Solano (DS), Enrique Salicetti (ES), Fernando Matos (FM), Heike Betz (HB), Orlando Vargas (OV), Reinaldo Aguilar (RA), Robin Foster (RF), W. Eckerman (WE).

Producido por: R.Foster, T. Wachter, Juliana Philipp, con apoyo de Connie Keller, Ellen Hyndman Fund y Andrew Mellon Foundation.

© Ricardo Kriebel [rkriebel@nybg.org] New York Botanical Garden; Thomas Daniel, California Academy of Sciences; José Gonzalez, Organization for Tropical Studies.

© ECCO, The Field Museum, Chicago, IL 60605 USA. [http://fieldmuseum.org/IDtools] [rrc@fieldmuseum.org]

Rapid Color Guide # 328 versión 1 05/2012



61 *Justicia trichotoma*
RA



62 *Justicia urophylla*
RK



63 *Justicia valerioi*
RK



64 *Lepidagathis alopecuroidea*
RK



65 *Louteridium costaricense*
JG



66 *Megaskepasma erythroclamyx*
CULTIVATED
RK



67 *Mendoncia lindavii*
RF



68 *Mendoncia lindavii*
TD



69 *Mendoncia retusa*
RA



70 *Mendoncia retusa*
TD



71 *Mendoncia tonduzii*
ES



72 *Nelsonia canescens*
RF



73 *Nelsonia canescens*
BH



74 *Odontonema tubaeforme*
TD



75 *Odontonema tubaeforme*
TD



76 *Odontonema tubaeforme*
AR



77 *Pachystachys lutea*
CULTIVATED
BH



78 *Poikilacanthus macranthus*
TD



79 *Pseuderanthemum cuspidatum*
TD



80 *Pseuderanthemum pittieri*
RK

Ricardo Kriebel, Thomas F. Daniel & José Gonzalez

Fotos de los autores: Ricardo Kriebel (RK), Tom Daniel (TD) y José Gonzalez (JG). Fotos adicionales de: Alexander Rodriguez (AR), Barry Hammel (BH), Daniel Solano (DS), Enrique Salicetti (ES), Fernando Matos (FM), Heike Betz (HB), Orlando Vargas (OV), Reinaldo Aguilar (RA), Robin Foster (RF), W. Eckerman (WE).

Producido por: R.Foster, T. Wachter, Juliana Philipp, con apoyo de Connie Keller, Ellen Hyndman Fund y Andrew Mellon Foundation.

© Ricardo Kriebel [rkriebel@nybg.org] New York Botanical Garden; Thomas Daniel, California Academy of Sciences; José Gonzalez, Organization for Tropical Studies.

© ECCo, The Field Museum, Chicago, IL 60605 USA. [<http://fieldmuseum.org/IDtools>] [rrc@fieldmuseum.org]

Rapid Color Guide # 328 versión 1 05/2012



81 *Razisea spicata*

RF



82 *Razisea spicata*

RK



83 *Ruellia biolleyi*

RK



84 *Ruellia blechum*

TD



85 *Ruellia costaricensis*

RF



86 *Ruellia costaricensis*

RK



87 *Ruellia costaricensis*

TD



88 *Ruellia exilis*

RK



89 *Ruellia geminiflora*

RK



90 *Ruellia golfodulcensis*

RK



91 *Ruellia inundata*

RK



92 *Ruellia jussieuoides*

RK



93 *Ruellia metallica*

AR



94 *Ruellia nudiflora*

TD



95 *Ruellia nudiflora*

TD



96 *Ruellia odorata*

RK



97 *Ruellia paniculata*

TD



98 *Ruellia praeclara*

RK



99 *Ruellia standleyi*

RK



100 *Ruellia tubiflora*

RK

Ricardo Kriebel, Thomas F. Daniel & José Gonzalez

Fotos de los autores: Ricardo Kriebel (RK), Tom Daniel (TD) y José Gonzalez (JG). Fotos adicionales de: Alexander Rodriguez (AR), Barry Hammel (BH), Daniel Solano (DS), Enrique Salicetti (ES), Fernando Matos (FM), Heike Betz (HB), Orlando Vargas (OV), Reinaldo Aguilar (RA), Robin Foster (RF), W. Eckerman (WE).

Producido por: R.Foster, T. Wachter, Juliana Philipp, con apoyo de Connie Keller, Ellen Hyndman Fund y Andrew Mellon Foundation.

© Ricardo Kriebel [rkriebel@nybg.org] New York Botanical Garden; Thomas Daniel, California Academy of Sciences; José Gonzalez, Organization for Tropical Studies.

© ECCO, The Field Museum, Chicago, IL 60605 USA. [http://fieldmuseum.org/IDtools] [rrc@fieldmuseum.org]

Rapid Color Guide # 328 versión 1 05/2012



101 *Sanchezia parvibracteata*
TD



102 *Spathacanthus hoffmannii*
RK



103 *Stenostephanus sylvaticus*
RK



104 *Streblacanthus cordatus*
RK



105 *Streblacanthus cordatus*
RF



106 *Streblacanthus monospermus*
DS



107 *Streblacanthus monospermus*
DS



108 *Tetramerium nervosum*
RK



109 *Thunbergia alata*
CULTIVATED & NATURALIZED AR



110 *Thunbergia alata*
CULTIVATED & NATURALIZED RF



111 *Thunbergia erecta*
CULTIVATED JG




112 *Thunbergia erecta*
CULTIVATED TD



113 *Thunbergia fragrans*
CULTIVATED RF



114 *Thunbergia fragrans*
CULTIVATED JG



115 *Thunbergia grandiflora*
CULTIVATED RF



116 *Thunbergia grandiflora*
CULTIVATED BH



117 *Thunbergia mysorensis*
CULTIVATED FM



118 *Thunbergia mysorensis*
CULTIVATED TD



119 *Trichanthera gigantea*
RF



120 *Trichanthera gigantea*
TD