

DOCUMENT RESUME

ED 292 495

JC 880 123

AUTHOR Savage, Daniel D., Ed.
 TITLE Community, Technical, and Junior College Statistical Yearbook. 1987/88 Edition.
 INSTITUTION American Association of Community and Junior Colleges, Washington, D.C.
 REPORT NO ISBN-0-87117-172-4
 PUB DATE 87
 NOTE 78p.
 PUB TYPE Statistical Data (110)

EDRS PRICE MF01 Plus Postage. PC Not Available from EDRS.
 DESCRIPTORS Administrators; *College Faculty; Community Colleges; Degrees (Academic); Educational Certificates; *Enrollment; *Enrollment Trends; Full Time Faculty; Full Time Students; Minority Groups; National Surveys; Noncredit Courses; Part Time Faculty; Part Time Students; School Statistics; Technical Institutes; Tuition; *Two Year Colleges; *Two Year College Students

ABSTRACT

This yearbook offers 1986 data on 1,224 community, junior, and technical colleges in the United States. First, introductory material highlights the 2.9% increase in two-year college enrollments between fall 1985 and fall 1986, the increasing enrollment of minority students, and the colleges' total operating budget of an estimated \$13.9 billion. A list of the board and staff members of the American Association of Community and Junior Colleges is followed by a historical overview of community college enrollments; an analysis of fall 1986 enrollment by full-/part-time status, sex, and type of institutional control; data on college costs, including average tuition charges in fall 1985 and 1986; information on degrees and certificates awarded; and operating budget averages by income sources. Next, the following information is presented in tabular form for each of the 1,224 colleges, grouped alphabetically first by state and then by territory or country outside the United States: name; location; zip code; chief executive officer; type of institutional control; full-time, part-time, and total enrollment in October 1986 and October 1985; minority enrollment; noncredit enrollment; total degrees awarded; total certificates awarded; number of full-time, part-time, and total faculty; number of professional staff members; number of administrative staff members; and annual tuition charges. Supplementary tables look at enrollments between 1966 and 1986; total and percentage enrollment by sex and race in fall 1985 and 1986; enrollment by type of institutional control; total degrees and certificates awarded; staffing; student costs; average tuition; total annual operating budgets; and enrollment by state. (EJV)

 * Reproductions supplied by EDRS are the best that can be made *
 * from the original document. *

Community, Technical, and Junior College Statistical Yearbook

1987/88 EDITION

"PERMISSION TO REPRODUCE THIS
MATERIAL IN MICROFICHE ONLY
HAS BEEN GRANTED BY

J. Gollattscheck

TO THE EDUCATIONAL RESOURCES
INFORMATION CENTER (ERIC) "

U.S. DEPARTMENT OF EDUCATION
Office of Educational Research and Improvement
EDUCATIONAL RESOURCES INFORMATION
CENTER (ERIC)

This document has been reproduced as
received from the person or organization
originating it
 Minor changes have been made to improve
reproduction quality

• Points of view or opinions stated in this docu-
ment do not necessarily represent official
ERIC position or policy

American Association of Community and Junior Colleges
National Center for Higher Education
One Dupont Circle
Washington, D.C. 20036
(202) 293-7050

Dale Parnell, President and Chief Executive Officer
James F. Gollattscheck, Executive Vice President
R. Frank Mensel, Vice President for Federal Relations
Connie Odems, Vice President for Professional Services
Daniel D. Savage, Vice President for Communications Services

Daniel D. Savage, Editor
Mary Banks and Lucy M. Cooper, Membership Specialists

Copyright 1987

Printed in U.S.A.

ISBN 0-87117-172-4

ED 292495

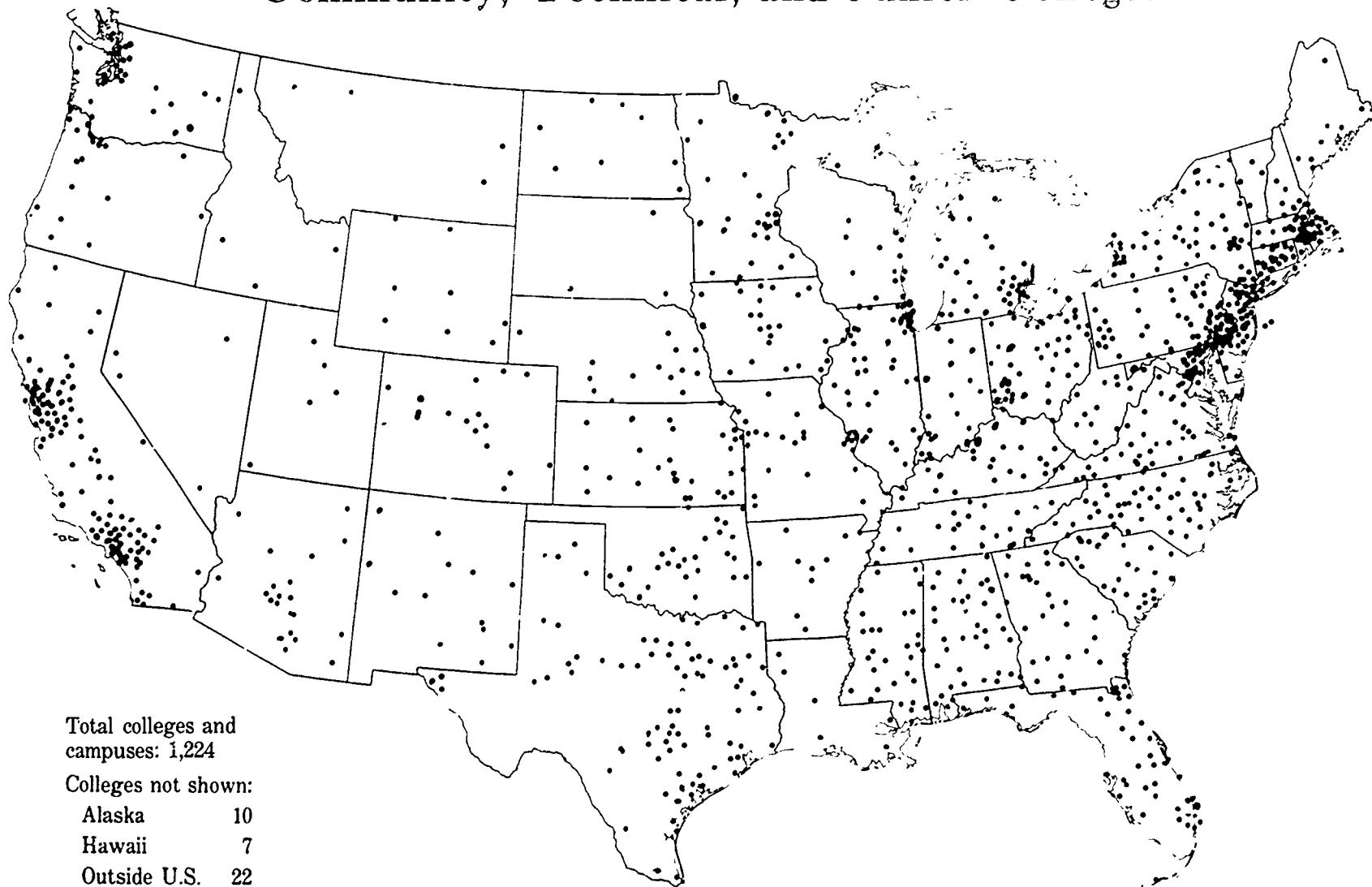
371 088 7C

CONTENTS

Introduction 1
Board of Directors 2
Overview 5
Individual Community, Technical, and Junior Colleges 11
Supplementary Tables 68
Appendix 75

Opportunity With Excellence

Community, Technical, and Junior Colleges



Total colleges and
campuses: 1,224

Colleges not shown:

Alaska	10
Hawaii	7
Outside U.S.	22

Form a Great Network Through
The American Association of Community and Junior Colleges

INTRODUCTION

We are pleased to present the 1987 Community, Technical and Junior College Yearbook. This yearbook reports an increase in enrollment for community, technical and junior colleges this year, which reverses a leveling-off trend that has been in effect during the last several years. While some institutions of higher education continue to experience declines in enrollments, the enrollment in community colleges from fall 1985 to fall 1986 rose by 2.9 percent.

In addition, more and more minority students are choosing to enroll in community colleges. A special report included in this yearbook provides details on what some community colleges have been doing to attract more minority students.

In 1986, community colleges had operating budgets totaling an estimated \$13.9 billion, another all-time high.

The signs of progress in community, technical, and junior colleges can be traced in this yearbook, which also includes information on students, faculty, degrees, tuition and other aspects of our institutions. Like our yearbooks in the past, this year's report would not be possible without the cooperation and assistance of individual community colleges. The American Association of Community and Junior Colleges conducts a survey each fall to gather informa-

tion that can be used by colleges and experts in the field. We rely on the colleges to provide us with accurate data for this project.

All 1,224 colleges contributed responses to this year's report. This is the second year that we have asked colleges for information on minority enrollments and operating budgets, an effort to enhance our data collection.

This yearbook is the third in a series of directories published by the AACJC this year. The first two directories are the "1987 AACJC Membership Directory," an exclusive listing of the members of AACJC; and the "1987 AACJC Directory of Community, Technical and Junior Colleges: 1st Edition," a comprehensive listing of administrators in all community colleges, with information about the institutions they serve.

It is hoped that the AACJC publications will help paint a picture of the contributions and services provided to this nation by our community colleges.

Dale Parnell

President

*American Association of Community and
Junior Colleges*



AMERICAN ASSOCIATION OF COMMUNITY AND JUNIOR COLLEGES

**AACJC BOARD OF DIRECTORS
July 1, 1987-June 30, 1988**



LARRY W. TYREE
Board Chair
President
Gulf Coast Community College
Florida



DAVID H. PONITZ
Board Vice Chair
President
Sinclair Community College
Ohio



J.F. HOCKADAY
Chair, Committee on Directors
and Membership Services
Chancellor
Virginia Community College
System
Virginia



GERALDINE A. EVANS
Chair, Committee on
Professional Services
President
Rochester Community
College
Minnesota



GEORGE B. VAUGHAN
Chair, Committee on Educational Policy,
Communications, and Research
President
Piedmont Virginia
Community College
Virginia



JOHN E. RAVEKES
Chair, Committee on
Federal Relations
President
Essex Community College
Maryland



CONSTANCE M. CARROLL
Chair, Committee on the
Uses of Technology
President
Saddleback College
California



R. JAN LECROY
Past Board Chair
Chancellor
Dallas County Community
College District
Texas



KATHLEEN F. ARNS
President
Central Arizona College
District
Arizona



LOUIS W. BENDER
Professor of Higher
Education
Florida State University
Florida



FLORA MANCUSO EDWARDS
President
Middlesex County College
New Jersey



GEORGE D. FIELDS, JR.
President
Spartanburg Methodist
College
South Carolina



THOMAS GONZALES
President
Linn-Benton Community
College
Oregon



CHARLES A. GREEN
President
Rio Salado Community
College
Arizona



JAMES S. KELLERMAN
Chancellor
North Orange County
Community College District
California



JOHN KEYSER
President
Clackamas Community
College
Oregon



RONALD K. LINGLE
President
Danville Area Community
College
Illinois



KAY M. MCCLENNEY
Instructor
Arapahoe Community
College
Colorado



BARRY L. MELLINGER
President
Mississippi Gulf Coast
Community College
Mississippi



FREDDIE W. NICHOLAS
President
John Tyler Community
College
Virginia



JIM A. RICHARDSON
President
Western Piedmont
Community College
North Carolina



SANDRA L. RITTER
Trustee
Caldwell Community College
Michigan



MARILYN SCHLACK
President
Kalamazoo Valley
Community College
Michigan



D. KENT SHARPLES
President
Horry-Georgetown Technical
College
South Carolina



ARTHUR SHY
Director of Education
United Auto Workers of
America
Michigan



RAYMOND A. STONE
President
Sandhills Community
College
North Carolina



RICHARD M. TURNER, III
President
Lane Community College
Oregon



JOHN F. VANCE
President and General
Manager
Fraser Publishing Company
Research Books, Inc
Connecticut



LEX D. WALTERS
President
Piedmont Technical College
South Carolina



PATRICIA L. WIRTH
Superintendent/President
Yuba College
California

AMERICAN ASSOCIATION OF COMMUNITY AND JUNIOR COLLEGES

Executive Staff



DALE PARNELL
President and Chief
Executive Officer



JAMES F. GOLLATTSCHECK
Executive Vice President
and Association Treasurer



CONNIE ODEUS
Vice President for
Professional Services and
Association Secretary



FRANK MENSEL
Vice President/Director for
Federal Relations
(in cooperation with AACCT)



DANIEL D. SAVAGE
Vice President for
Communications Services

AACJC Presidents Academy and Commissions



LEX D. WALTERS (Chair)
Presidents Academy
President
Piedmont Technical College
South Carolina



DONALD J. DONATO (Chair)
Commission on Small and/or Rural
Community Colleges
President
Niagara County Community College
New York



WILLIAM J. MANN (Chair)
Urban Community Colleges Commission
Chancellor
The Metropolitan Community Colleges
Missouri



JOHN E. RAVEKES (Chair)
AACJC/AACCT Joint Commission on
Federal Relations
President
Essex Community College
Maryland



ERNEST L. BOYER (Chair)
Commission on the Future of Community
Colleges
President
Carnegie Foundation for the
Advancement of Teaching

Presidents Academy

Executive Committee

JESS H. PARRISH, Chair Elect
Midland College, Texas

BILL F. STEWART, First Vice Chair
Central Piedmont Community College District,
California

RUTH G. SHAW, Second Vice Chair
North Carolina Community College,
North Carolina

A. ROBERT DEHART, Secretary/
Treasurer
DeAnza College, California

JACK E. CAMPBELL
Walters State Community College,
Tennessee

JOHN J. CAVAN
Southside Virginia Community College
Virginia

MICHAEL E. CRAWFORD
St. Louis Community College, Missouri

JAMES C. HENDERSON
San Juan College, New Mexico

JAMES L. HUDGINS
Midlands Technical College,
South Carolina

ROBERT J. KOPECEK
Northampton County Area Community
College, Pennsylvania

DANIEL F. MORIARTY
Portland Community College, Oregon

Commission on Small and/or Rural Community Colleges

ANTHONY CALABRO
Western Nevada Community College,
Nevada

CATHERINE P. CORNELIUS
South Florida Community College,
Florida

KENT FARNSWORTH
Crowder College, Missouri

GERALD H. FISHER
Garland County Community College,
Arkansas

JUDSON H. FLOWER
Miles Community College, Montana

KERMIT LIDSTROM
Bismarck Junior College, North Dakota

JOHN E. PICKLEMAN
Galveston College, Texas

ROBERT C. SCHLEIGER
Chesapeake College, Maryland

BILLY A. THAMES
Coppin-Lincoln Junior College
Mississippi

MARVIN L. VASHER
Northland Pioneer College, Arizona

HAROLD WADE
Walker State Technical College
Alabama

Urban Community Colleges Commission

NOLEN M. ELLISON
Cuyahoga Community College District,
Ohio

PAULA A. ELSNER
Maricopa County Community College
District, Arizona

SEAN A. FANELLI
Nassau Community College, New York

DONALD H. GODBOLD
Peralta Community College District
California

HILARY HSU
San Francisco Community College
District, California

LESLIE KOLTAI
Los Angeles Community College
District, California

S. JAMES MANILLA
Pima Community College, Arizona

ROBERT H. McCABE
Miami-Dade Community College
Florida

BYRON H. McCLENNY
Community College of Denver
Colorado

SALVATORE G. ROTELLA
City Colleges of Chicago, Illinois

RONALD J. TEMPLE
Wayne County Community College,
Michigan

BRUNETTA WOLFMAN
Roxbury Community College
Massachusetts

AACJC/AACCT Joint Commission on Federal Relations

AACJC Members

KATHLEEN F. ARNS
Central Arizona College District, Arizona

FLORA MANCUSO EDWARDS
Middlesex County College, New Jersey

GEORGE D. FIELDS, JR.
Spartanburg Methodist College, South Carolina

JAMES S. KELLERMAN
North Orange County Community College
District, California

JOHN R. KOTULA*
Delaware Technical & Community College,
Delaware

SANDRA L. RITTER
Spartanburg Methodist College, Michigan

LEX D. WALTERS
Piedmont Technical College, South Carolina

AACCT Members

JOHN L. DUFFY
Elgin Community College, Illinois

JODY T. HENDRY
Edison Community College, Florida

JACQUELINE L. HCLLAND
Rockland Community College, New York

WILLIAM K. McDANIEL
Burlington County College, New Jersey

KENT O. MILLER
Mid Plains Community College, Nebraska

NANCY R. ROSASCO
Yosemite Community College District, California

L. B. "BRAD" YORK, Vice Chair
North Harris County Community College, Texas

CHARLES WETHINGTON*
Kentucky System of Community Colleges
University of Kentucky, Kentucky

*Ex-Officio

Commission on the Future of Community Colleges

SENATOR NANCY L. KASSEBAUM,
Honorary Chair

JACK W. PELTASON, Vice Chair
University of California at Irvine, California

HAROLD D. ALBERTSON
Richland College, Texas

K. PATRICIA CROSS
Harvard University Graduate School of Education
Massachusetts

WILHELMINA R. DELCO
State House of Representatives, Texas

NOLEN M. ELLISON
Cuyahoga Community College District, Ohio

PAUL A. ELSNER
Maricopa County Community College District
Arizona

MARVIN J. FELDMAN
Fashion Institute of Technology, New York

ALFRED P. FERNANDEZ
Ventura County Community College District
California

FRANK NEWMAN
Education Commission of the States, Colorado

TERRY O. BANION
League for Innovation in the Community College
California

DAVID R. PIERCE
Illinois Community College Board, Illinois

GEORGE E. POTTER
Potter & Stevens, Michigan

BEVERLY S. SIMONE
Western Wisconsin Technical Institute, Wisconsin

JOYCE S. TSUNODA
University of Hawaii Community College System
Hawaii

JAMES L. WATTENBARGER
University of Florida, Florida

OVERVIEW

Monitoring the progress of community, technical and junior colleges has been one of the functions of the American Association of Community and Junior Colleges since its inception. For more than half a century, AACJC has conducted surveys of colleges and branch campuses of universities whose principal degree offering is the associate degree. Traditionally, AACJC has provided the most timely and comprehensive information available about the community college sector.

This latest directory takes a look at the results of the AACJC fall 1986 questionnaire and compares them with results of the fall 1985 questionnaire, as well as data from earlier years. The surveys were sent to 1,224 institutions, including 167 multicollege/multicampus district offices.

AACJC surveyed all regionally-accredited post-secondary institutions that award associate degrees including individual two-year colleges, multicollege districts, multicampus districts, multiunit institutions, state and university administrative units, universities and four-year colleges and branches of four-year colleges and universities. All the institutions in the survey reported their total credit enrollment headcount. The response rates were lower for other questions.

A simplified weighting procedure, based on enrollment of reporting colleges, was used to adjust the different return rates for each question. Separate weights were calculated based on the enrollment of reporting institutions for each question. Most numbers presented in this section are weighted. Blanks in some of the tables mean that not enough data were available to complete those particular items.

A historical perspective, dealing with the last two decades, opens the statistical analysis.

An overview provides enrollment figures for community, technical, and junior colleges during the last 20 years. Enrollment figures are also broken down into categories of sex, race and type of institution, namely public, independent, church-related and proprietary. Also provided are figures dealing with the number of staff members working at community, technical and junior colleges, the number of associate degrees and certificates awarded by the institutions, and college costs, revenue sources and operating budgets.

Individual states are then compared in the areas of enrollment, associate degrees awarded, revenue sources and average tuition.

Historical Perspective:

Twenty years ago, the sector of higher education made up of community, technical and junior colleges was enjoying phenomenal increases in enrollment and new community colleges were rapidly being founded across the United States. Between 35 to 60 new community colleges opened each year in the 1960s. This tremendous growth resulted from the increasing acceptance of the community college concept as well as demand for a college education by the swelling baby-boom generation. During the late 1960s, enrollment continued to grow, particularly in public community colleges. The number of church-related and independent institutions was decreasing slightly, as was enrollment in such colleges.

In the meantime, technical institutes were becoming recognized institutions of higher education. The number of multicampus and multicollege institutions was also on the rise. Statistics showed that an increasing percentage of students were beginning their postsecondary work in community, technical or junior colleges.

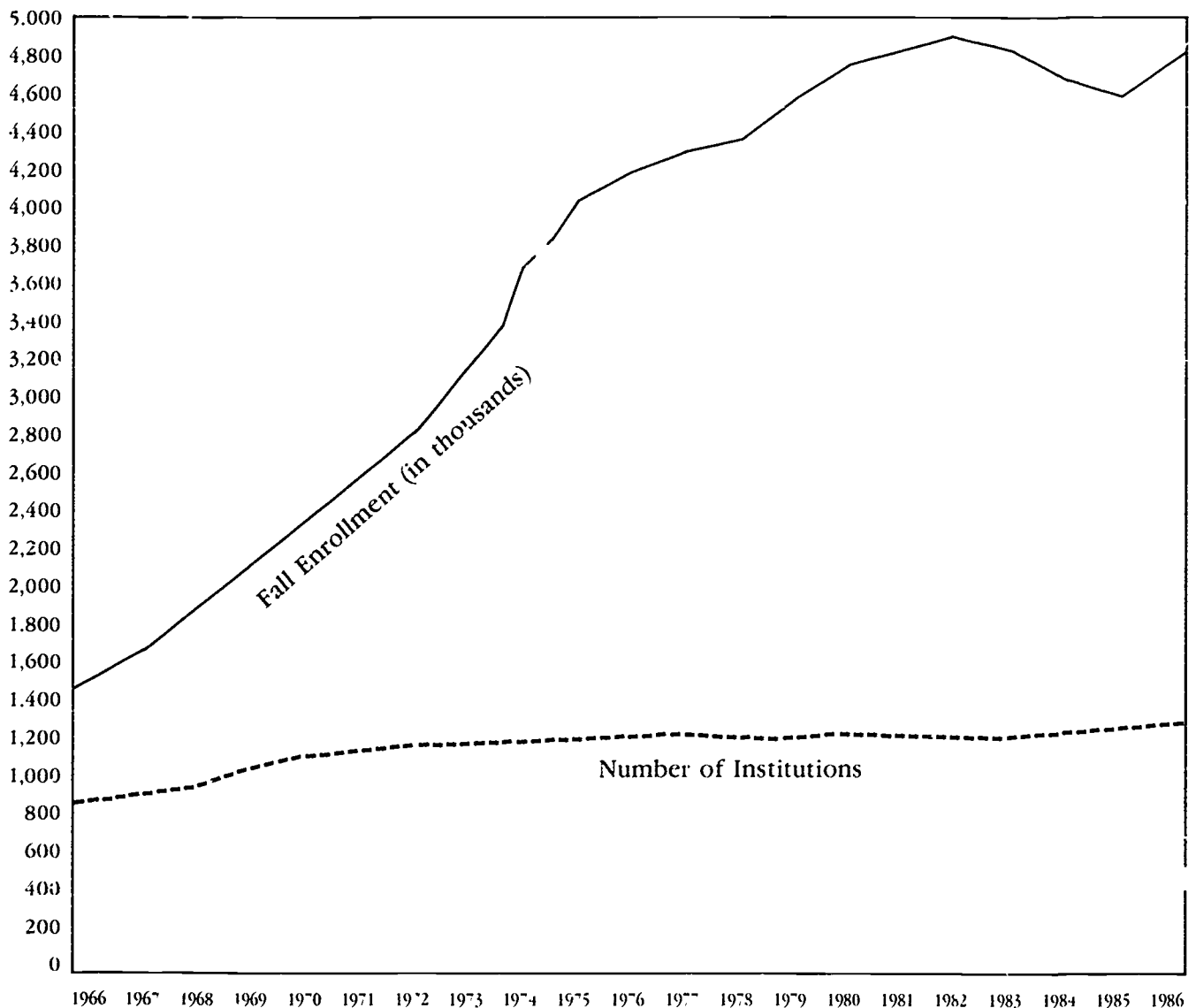
By the end of the 1960s, enrollment was still on the rise and the number of community colleges continued to grow. The proportion of the population served by community colleges increased substantially in all 50 states during the 1960s. Public community colleges continued to show the greatest annual growth, while enrollment in independent colleges stabilized by the end of the decade.

In the early 1970s, some of the larger community colleges started to experience slight declines in enrollments. The community college boom of the 1960s had subsided, but overall enrollment was still on the rise. The enrollment growth in the early 1970s was attributed to an emphasis on community-based education and its influence on part-time enrollment.

In the mid 1970s, enrollment in both private and public community colleges rose again as a result of adults returning to or starting college, and unemployed workers turning to institutions for retraining. In addition, many younger students were entering their hometown colleges rather than leaving town for more expensive colleges and universities.

From 1975 to 1976, the enrollment increase in community colleges was less than 1 percent. Some observers noted that state funds for two-year colleges had lessened and enrollment of veterans was on the

Enrollments in Community, Technical and junior Colleges 1966-1986



decline. Yearly tuition and fees were also higher. As the 1970s progressed, more women and part-time students were enrolling, trends that are still in effect today. At the same time, enrollment of men and full-time students decreased.

In the fall of 1978, enrollment dropped 1 percent, the first enrollment decline for community colleges since the 1950s. But enrollment was up again in fall of 1979 and colleges reported growing participation in service, recreational and life enrichment programs that were not part of credit programs. When enrollment increased in the fall of 1980, college officials attributed the growth to more emphasis on recruiting and improved marketing techniques, the state of the economy, with unemployment resulting in higher enrollments; addition of new campuses and facilities; curriculum additions; improved enrollment procedures; and increases in adult attendance.

By the early 1980s, community college enrollment was still on the rise, despite trends of lower

enrollments for colleges and universities in general. Then in the falls of 1983, 1984, and 1985, community, technical, and junior colleges also reported declines in enrollment and in the number of institutions. However, there continued to be an increase in the number of minority students and in the number of associate degrees and certificates being awarded by community colleges.

In the fall of 1986, community colleges once again reported an overall increase in enrollment.

FALL 1986 ENROLLMENT

Between fall 1985 and fall 1986 enrollment increased almost 3 percent at community, technical, and junior colleges. Total credit headcount enrollment for fall 1986 was 4,890,664, compared with 4,751,903 in fall 1985 and 4,836,819 in fall 1984. Enrollment increased in 28 states, dropped in 21 states and remained the same in one state.

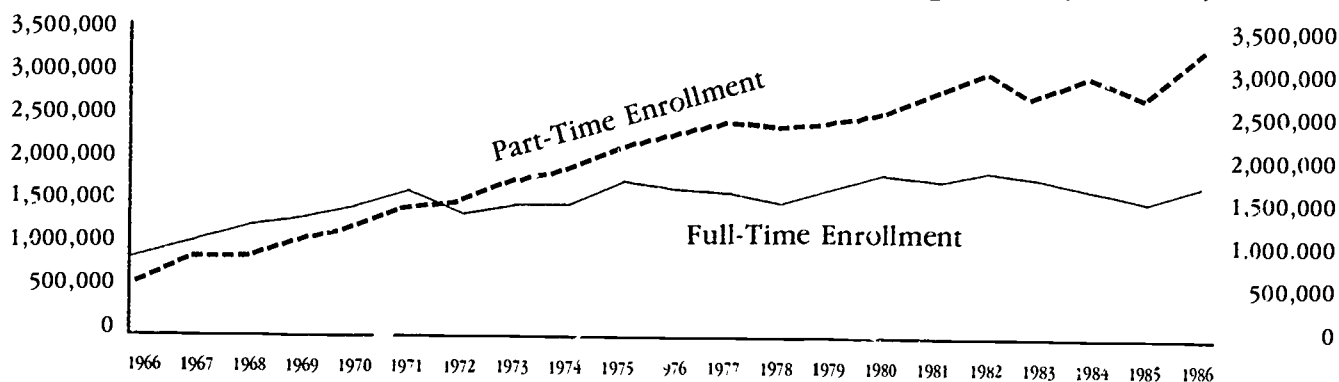
Public colleges had a 2.9 percent increase in enrollment from fall 1985 to fall 1986, and independent colleges had a 1.9 percent increase during the same period. Enrollment was also up overall for proprietary colleges, but church-related colleges experienced an overall enrollment decline.

California led the nation in the number of students enrolled in community, technical and junior colleges, both public and independent. Other states with high enrollment numbers include Texas, Illinois, New York, Florida, Michigan, Virginia, Arizona and

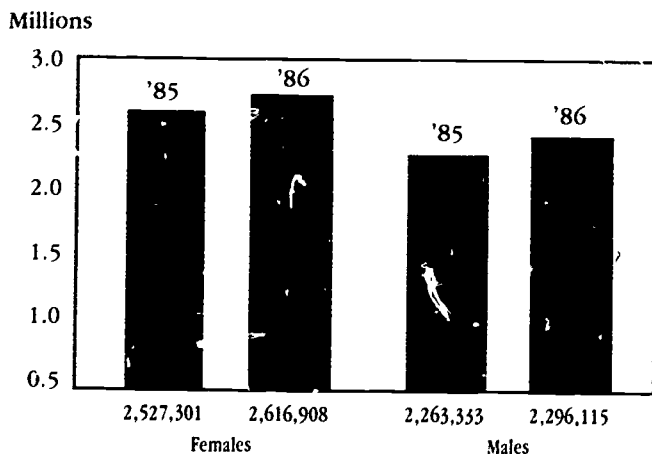
included California, Texas, Illinois and Florida

Associate Degrees: Approximately 418,520 associate degrees were awarded by community, technical and junior colleges in 1985-1986, compared with an estimated 431,125 associate degrees in 1984-1985. Public colleges awarded fewer degrees while independent colleges awarded more degrees than in 1984-1985. California, New York, Alabama, Illinois and Florida were the states awarding the most associate degrees. An estimated 175,483 associate

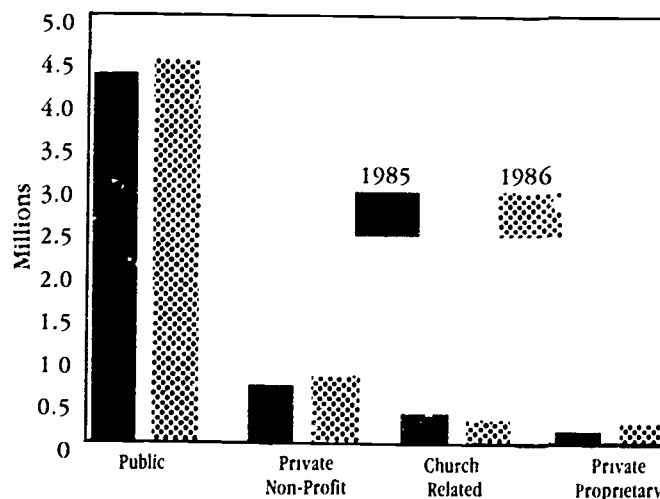
Community, Technical and Junior Colleges: Full-Time Enrollment and Part-Time Enrollment Comparisons, 1966-1986



Community, Technical and Junior Colleges: Enrollment by Sex, Fall 1985 and Fall 1986



Community, Technical and Junior Colleges: Enrollment by Type of Control, Fall 1985 and Fall 1986



Ohio. States with the lowest enrollment include South Dakota, Montana, Vermont, New Hampshire, North Dakota and Delaware.

The overall enrollment of women and men in community, technical and junior colleges increased, as did overall enrollments for part-time students and minorities. However, overall enrollments dropped for full-time students.

The states with the largest numbers of minority students in community, technical and junior colleges

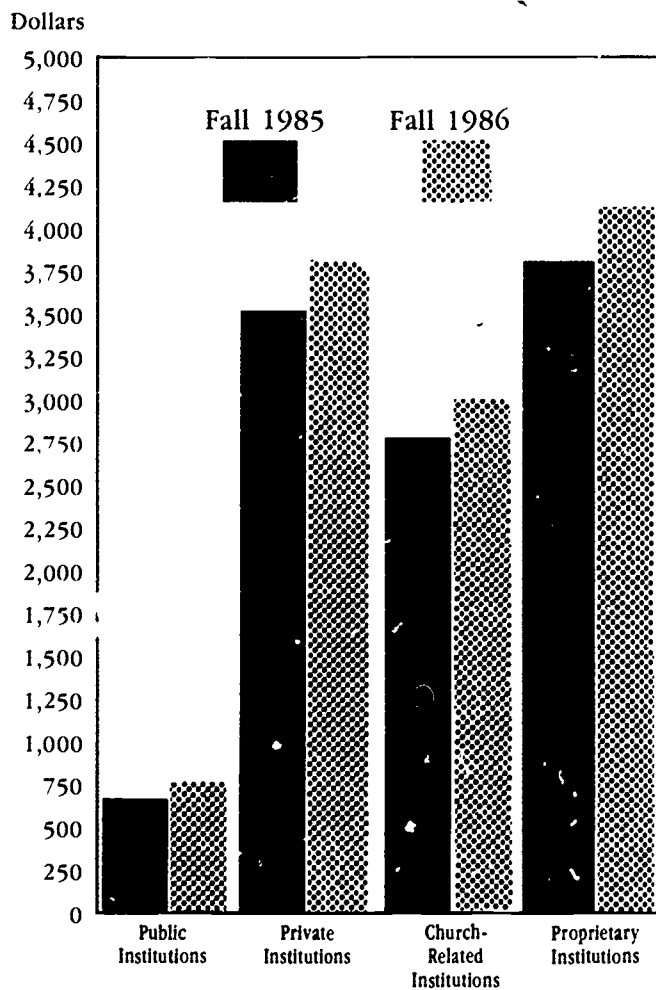
degrees in general education programs were awarded in 1985-1986, compared with 77,978 in 1984-1985. Associate degrees in occupational education programs numbered approximately 243,036 in 1985-1986, compared with 253,146 in fall 1985

Certificates: Certificates awarded by community, technical and junior colleges totaled approximately 131,531 in 1985-1986, compared with 136,513 in 1984-1985. Public colleges awarded fewer certificates while independent colleges awarded more certificates.

Staff Positions: More people had staff positions in community, technical and junior colleges in fall 1986 than in fall 1985, with the overall estimated figures increasing from 319,776 to 322,666. The number of women with administrative jobs in the colleges increased from fall 1985 to fall 1986, while the number of men with administrative jobs decreased. There were more men and women with professional jobs in the colleges in fall 1986. The number of women with full-time faculty positions dropped, but the number of men with full-time faculty positions increased. The number of women with part-time faculty positions increased and the number of men with part-time faculty positions decreased.

College Costs: Tuition costs, board expenses and dormitory charges all showed overall increases in community, technical and junior colleges from fall 1985 to fall 1986. Tuition was up in public, independent and church-related colleges, as were board expenses and dormitory charges. Fees were higher in all types of institutions, except for independent colleges, where fees were lower.

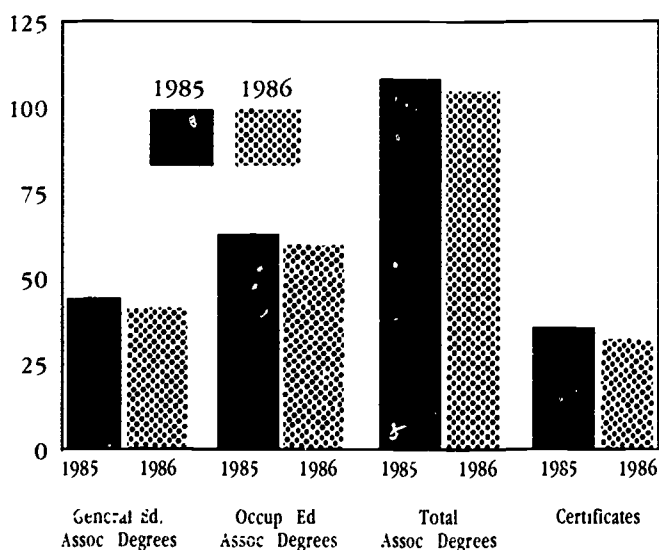
Average Tuition at Community, Technical and Junior Colleges, Fall 1985 and Fall 1986



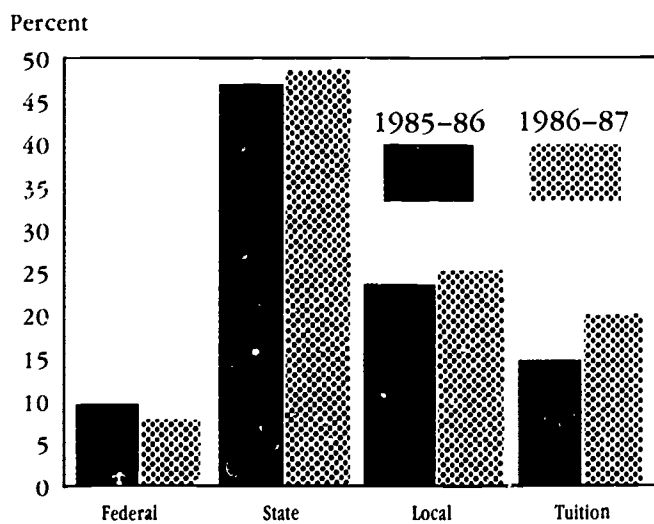
The average annual tuition charge for community, technical and junior colleges in 1986-87 was approximately \$1,007. The average tuition charge in a public college was \$686, while the average tuition was \$3,804 in an independent college, \$2,983 in a church-related college and \$4,052 in a proprietary college.

Average tuition costs in public community colleges were highest in Vermont, New Hampshire, Ohio, Maine and New York and lowest in California, Texas, Hawaii, North Carolina and Arizona. Tuition costs in independent colleges were highest in Con-

Community, Technical and Junior Colleges: Associate Degrees and Certificates Awarded, Fall 1985 and Fall 1986



Operating Budgets of Community, Technical and Junior Colleges: Percent Received by Income Sources, 1985-86 and 1986-87



necticut, Massachusetts and Michigan and lowest in West Virginia, South Dakota and Montana. Tuition costs in church-related colleges were highest in Michigan, Iowa and Pennsylvania and lowest in Idaho, Oklahoma and Ohio. In proprietary colleges, tuition costs were highest in Oregon and lowest in Louisiana.

Operating Budgets: Based on weighted figures, we estimate that the operating budgets for community, technical and junior colleges in fall 1986 totaled to \$13.9 billion compared with \$13.3 billion in fall 1985. Federal revenue, as a percent of operating revenue, dropped overall for community, technical and junior colleges while the percentage of operating funds from state and local sources increased. The percentage of operating income provided by tuition increased as well.

According to the colleges in the survey, 7.38 percent of the operating budgets in fall 1986 was funded through federal income sources, 48.89 percent by state income sources, 23.37 percent by local taxes and 17.43 percent by tuition. A state-by-state break-

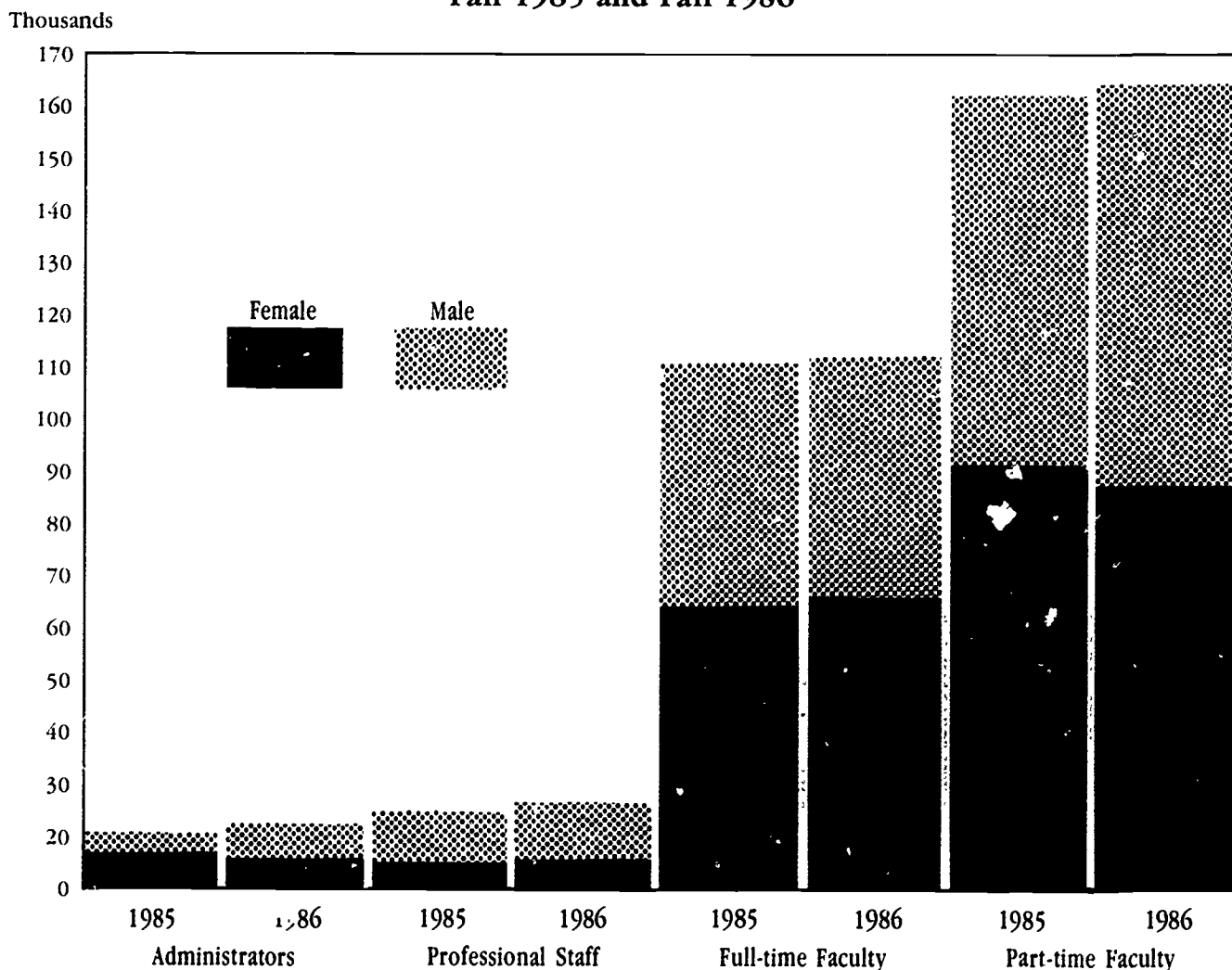
down shows that the percentage of operating income supplied by federal sources for public colleges was highest in Tennessee colleges—about 37 percent. In contrast, only about 1 percent of operating income in Maryland and Minnesota colleges came from federal sources.

The percentage of operating income supplied by state sources for public colleges was highest in North Carolina, at about 75 percent. The lowest percentage of state sources in the United States was in Washington, with about eight percent.

The percentage of operating income supplied by local sources for public colleges was highest in Kansas, at about 53 percent and lowest in Indiana and Georgia, both at about one percent. The percentage of operating income furnished by tuition was highest in Pennsylvania, at about 30 percent, and lowest in Washington, with about one percent.

—Deborah E. Anderson
AACJC Research Associate

Community, Technical and Junior Colleges Faculty and Professional Staff, Fall 1985 and Fall 1986



Individual Community, Technical, and Junior Colleges

Table I—Directory of Community, Technical, and Junior Colleges

Institution	Location	Zip Code	Chief Executive Officer	Control Type	Enrollment: October 1986		Total
					Fulltime	Parttime	
ALABAMA							
Alabama Aviation and Tech Clg	Ozark	36361	James G. Sasser	1	400	144	544
Alexander City State JC	Alexander City	35010	William B. Causey	1	553	498	1051
Atmore State Technical College	Atmore	36504	Malcolm A. Jones	1	355	107	462
Bessemer State Tech College	Bessemer	35021	W. Michael Bailey	1	784	981	1765
Brewer State Junior College	Fayette	35555	Tommy M. Boothe	1	478	202	680
C A Fredd State Tech College	Tuscaloosa	35401	Norman C. Cepnus	1			367
Carver State Technical College	Mobile	36617	Earl Roberson	1	439	129	568
Chattahoochee Valley St CC	Phenix City	36867	James E. Owen	1	610	953	1563
Chauncey Sparks St Tech Clg	Eufaula	36027	Motier Cope	1	231	134	365
CC of The Air Force	Maxwell AFB	36112	Rodney V Cox, Jr.	1	34617	252792	287409
Concordia College	Selma	36701	Julius Jenkins	3	401	9	410
Douglas MacArthur St Tech Clg	Opp	36467	Raymond V. Chisum	1	327	142	469
Enterprise State JC	Enterprise	36331	Joseph D. Talmadge	1	1,085	1006	2091
Gadsden State CC	Gadsden	35999-9990	Robert W. Howar	1			
Alabama Technical College	East Gadsden	35999	Robert W. Howara	1	575	258	833
Gadsden State Junior College	East Gadsden	35999	Robert W. Howard	1	1848	1201	3049
Gadsden Technical Institute	Gadsden	35901	Robert W. Howard	1			648
George C. Wallace St CC	Dothan	36303	Nathan L. Hodges	1	1706	1591	3297
George C. Wallace St CC	Hanceville	35077	James C. Bailey	1	1805	1146	2951
George Corley Wallace St CC	Selma	36702-1049	Charles L. Byrd	1	971	455	1426
Harry M. Ayers St Tech Clg	Anniston	36202	Pierce C. Cain	1	448	249	697
Hobson State Technical College	Thomasville	36784	Hoyt Jones	1	517		517
J F Drake St Tech College	Huntsville	35811	Johnny L. Harris	1	471	262	733
J.F. Ingram St Tech College	Deatsville	36022	Murry C. Gregg	1			821
James H. Faulkner State JC	Bay Minette	36507	Gary L. Branch	1	1315	735	2050
Jefferson Davis State JC	Brewton	36426	George R. McCormick	1			887
Jefferson State Junior College	Birmingham	35215-3098	Judy Merritt	1	2835	3260	5095
John C. Calhoun State CC	Decatur	35602	James R. Chasteen	1	2750	3653	6403
Lawson State Community College	Birmingham	35221	Jesse J. Lewis	1			1699
Lurleen B. Wallace State JC	Andalusia	36420	William H. McWhorter	1	632	369	1001
John M. Patterson St Tech Clg	Montgomery	36116-2699	J. Larry Taunton	1	561	215	776
Marion Military Institute	Marion	36756	Clyde W. Spence, Jr.	2			550
Muscle Shoals State Tech Clg	Muscle Shoals	35662	Hugo A. Barton	1	532	241	773
N. F. Nunnally St Tech Clg	Childersburg	35044	James H. Cornell	1			579
Northeast Alabama St JC	Rainsville	35986	Charles M. Pendley	1	694	446	1140
Northwest Alabama St JC	Phil Campbell	35581	Charles W. Britnel	1			1365
Northwest Alabama St Tech Clg	Hamilton	35570	Wayne Cobb	1			518
Opelika St Tech Clg	Opelika	36803-2268	Glenn Brown	1	437	41	478
Patrick Henry State JC	Monroeville	36460	James R. Allen	1	490	263	753
Reid State Technical College	Evergreen	36401	Wiley Salter	1	262	67	329
S.D. Bishop State JC	Mobile	36690	Yvonne Kennedy	1	1156	508	1664
Shelton State CC	Tuscaloosa	35401	Leo Sumner	1	1172	1064	2236
Snead State Junior College	Boaz	35957	William H. Osborn	1	786	533	1319
Southern Union State JC	Wadley	36276	Richard J. Federinko	1	963	1156	2119
Southwest State Tech College	Mobile	36605-3299	Thomas A. McLeod	1	579	207	786
Trenholm State Tech College	Montgomery	36108	Thad C. McClammy	1			678
Walker College	Ja per	35501	David J. Rowland	2	428	296	724
Walker State Technical College	Suriton	35148	Harold Wade	1	550	237	787
ALASKA							
U of Alaska Community Colleges	Fairbanks	99775	Donald O'Dowd	1			
Anchorage Community College	Anchorage	99508	Herbert T. Lyon	1	1848	7250	9098

Table I—Directory of Community, Technical, and Junior Colleges

Enrollment: October 1985			Minority Enrollment	Noncredit Enrollment	Total Degrees Awarded	Total Certificates Awarded	Faculty			Professional Staff	Administrative Staff	Annual Tuition Charges
Fulltime	Parttime	Total					Fulltime	Parttime	Total			
364	144	508	85		12	162	22	13	35	4	4	800
657	455	1112	201	418	129	1	38	12	50	1	5	450
361	102	463				98	21	5	26		4	800
825	929	1754	515		83	369	47	50	97	17	41	800
472	242	714	63				17	21	38	20	5	600
284	49	333										
407	101	508	501		31	165	20	12	32		5	800
813	700	1513	430	680	131	33	45	15	60		4	750
239	106	345	147		22	78	21	6	27	6	4	800
35212	218488	253700	56830				1050		1050		109	
319	5	324	410		47		27	1	28	7		2448
322	154	476	88		39	145						
1098	1199	2297	306	1106	237	74	49	55	104	12	6	600
505	237	742	152	574			30	13	43	5	3	650
2022	1323	3345	643	295	367		112	61	173	9	23	500
116	22	138										
1547	1430	2977		1642	252	271	80	63	143	12	6	750
862	1138	2000	65	2117	422	27						550
945	440	1385	532	761	177	167	53	28	81	5		750
444	198	642										800
430		430	226	69								800
427	236	663	316		47	96	28	18	46	11	5	800
1001	49	1050								0		
1147	561	1708	343	619	117	25	38	66	104	6	6	550
641	215	836										
2881	2963	5844	901	2689	464	8	140	103	243	26	16	650
2530	3167	5697		3938	543		134	157	291	23		600
1230	469	1699										
602	267	869	156	165	85	4	24	19	43	12	9	550
525	202	727	236		11	47	31	11	42	14	4	300
330		330										
487	263	750	103		51	313	37	13	50		5	800
459	123	582										
676	486	1162	16	126	211		33	18	51	5	4	550
799	380	1179										
		577										
445	75	520	181			228	24	3	27		4	800
480	217	697	140	21	68		20	25	45	6	3	600
255	62	317			15	181						800
1108	478	1586	80	18	148	30	50	9	59	94		
1172	1064	2236	625	42	79	12	63	24	87	30	10	450
753	393	1146	16	1232	132		34	9	43		6	450
966	745	1711	323	131	195		40	54	94	8	4	550
586	201	787	313				57	9	66			800
515	248	763							50		25	200
430	291	721	37		111	4				3	3	1488
537	242	779	82				40	19	59			800
1985	8414	10399		799	366	55						720

Table I—Directory of Community, Technical, and Junior Colleges

Institution	Location	Zip Code	Chief Executive Officer	Control Type	Enrollment: October 1986		Total
					Fulltime	Parttime	
Chukchi Community College	Katezebue	99752	Nina M. Bradfield	1	4	157	161
Islands Community College	Sitka	99835	Jerry L. Harris	1	38	395	433
Kenai Peninsula Community Clg	Soldotna	99669	Lester T. Vierra	1	329	779	1108
Ketchikan Community College	Ketchikan	99901	John C. Menzie	1	329	779	1108
Kodiak Community College	Kodiak	99615	Carolyn Floyd	1	33	618	651
Kuskokwim Community College	Bethel	99559	J. Linwood Laughy	1			484
Matanuska Susitna CC	Palmer	99645	Alvin S. Okeson	1	224	1072	1296
Northwest Community College	Nome	99762	Lucien C. Johnson	1	10	474	484
Prince William Sound CC	Valdez	99686	John S. Devens, Sr.	1	52	315	367
Tanana Valley Community Clg	Fairbanks	99709	Michael Metty	1	190	1953	2143
ARIZONA							
Arizona Western College	Yuma	85364	James Carruthers	1	1150	2887	4037
Central Arizona College Dist	Coolidge	85228	Kathleen F. Arns	1	722	3793	4515
Central Arizona CD-Aravaipa	Winkelman	85292	Bill Buttery	1			798
Central Arizona CD-Signal Peak	Coolidge	85228	James M. Kraby	1			2638
Cochise College	Douglas	85607	Dan W. Rehurek	1	1280	3393	4673
Eastern Arizona College	Thatcher	85552	Gherald L. Hoopes, Jr.	1	1170	2815	3985
Maricopa County CC District	Phoenix	85034	Paul A. Elsner	1			
Glendale Community College	Glendale	85302	John R. Waltrip	1	3519	11620	15139
Maricopa Technical CC	Phoenix	85034	Myrna Harrison	1	592	2512	3104
Mesa Community College	Mesa	85202	Wallace Simpson	1			7302
Phoenix College	Phoenix	85013	William E. Berry	1			12471
Rio Salado Community College	Phoenix	85003	Charles Green	1			11638
Scottsdale Community College	Scottsdale	85253	Arthur W. Decabooter	1			8626
South Mountain CC	Phoenix	85040	Raul Cardenas	1	352	1920	2272
Mohave Community College	Kingman	86401	Charles Hall	1			3723
Navajo Community College	Tsaile	86556	Dean C. Jackson	1	572	474	1046
Northland Pioneer College	Holbrook	86025	Marvin L. Vasher	1	443	5299	5742
Pima Community College	Tucson	85702	S. James Manilla	1	4858	18101	22959
Pima CC-Community	Tucson	85705	James E. Gibson	1			6967
Pima CC-Downtown	Tucson	85705	Miguel A. Palacios	1			7134
Pima CC-East	Tucson	85730	Brenda M. Beckman	1			4110
Pima CC-West	Tucson	85709	Wesley E. Soderquist	1			9662
Yavapai College	Prescott	86301	Paul D. Walker	1	794	4728	5522
ARKANSAS							
Arkansas St U-Beebe	Beebe	72012	William H. Owen, Jr.	1	605	366	971
East Arkansas CC	Forrest City	72335-9598	Bob C. Burns	1	470	774	1244
Garland County CC	Hot Springs	71913-9120	Gerald H. Fisher	1	565	916	1481
Mississippi County CC	Blytheville	72316-1109	John P. Sullins	1	544	786	1330
North Arkansas CC	Harrison	72601	Bill B. Baker	1	570	453	1023
Phillips County CC	Helena	72342	John Easley	1	706	825	1531
Rich Mountain CC	Mena	71953	Mary Louise Spencer	1	189	222	411
Shorter College	Little Rock	72114	John L. Phillips	3			142
Southern Arkansas University	Magnolia	71753	Harold T. Brinson	1			
Southern Arkansas U-El Dorado	El Dorado	71730	Ben T. Whitfield	1	265	333	603
Southern Arkansas U-Technical	Camden	71701	George J. Brown	1	323	415	738
Westark Community College	Fort Smith	72913	Joel R. Stubblefield	1	1441	2251	3692
CALIFORNIA							
Allan Hancock College	Santa Maria	93454	Gary R. Edelbrock	1			7733
Antelope Valley College	Lancaster	93536	Allan W. Kurki	1			7730

Table I—Directory of Community, Technical, and Junior Colleges

Enrollment: October 1985			Minority Enrollment	Noncredit Enrollment	Total Degrees Awarded	Total Certificates Awarded	Faculty			Professional Staff	Administrative Staff	Annual Tuition Charges
Fulltime	Parttime	Total					Fulltime	Parttime	Total			
3	177	180	111		8		5	11	6	2	5	
46	395	441	199	201	8	10	6	57	51			720
419	976	1395	52	270	72	34	26	54	28	3	5	720
419	976	1395	52	270	72	34	11	70	59	2	4	720
38	639	677		242	8							720
50	186	236										
229	895	1124										360
8	218	226	271		8	6	7	32	25		5	720
44	326	370					5	58	53		8	720
221	2266	2487	275	591	52	12	18	164	146	13	5	
ARIZONA												
1207	2825	3924	1705		199	22	73	171	244	3	44	
		4504				77	87	300	387			510
		838										
		2790										
1215	3172	4387	1418	2595	266	35	100	175	275	10	35	
1058	2634	3692	1205	43	178	232	66	175	241		28	384
3392	9985	13377	2175	5591	745	29	185	330	515	22	27	438
631	2134	2765	907	1278	189	205	60	125	185	1	14	430
		7437		4865								
184	11873	11592		3195								
2028	5781	12057		2150								
392	1093	7809	1161	1188	39	20	31	90	121	68	26	548
		1485		41			42	150	192	19	8	
		3162										
478	721	1199					63	104	167	4	53	360
363	4897	5260	1648		59	90	37	320	357	13	12	24
4662	16139	20801	6274	17721	931	620	276	750	1026	0	33	0
		5163										
		6825										
682	4470	3700		484	161	30	76	243	319	24	19	120
		9008										
		5152										
ARKANSAS												
456	227	693	41				28	3	31	8	4	672
		924	320		97	13	25	45	70	10	10	
475	1040	1515	105	4243	132	21	43	40	83		8	528
446	771	1217	286	396	140	3	36	80	116	11		528
518	461	979	5	14	134		27	35	62		5	
703	838	1541		370	129	54	46	42	88	10	7	
171	178	349	2		14	18	16	19	35	2	4	528
160	52	212										
233	394	627	110	1658	55	1	16	18	34	9	4	648
290	422	713	141		82	5	37	14	51	27	0	648
1478	1934	3412	260	12770	302	75	98	59	157	19	12	456
CALIFORNIA												
		6654		2314	489	118	101	200	301	15	16	
		6848		42	392	50	90	180	270	2	13	

Table I—Directory of Community, Technical, and Junior Colleges

Institution	Location	Zip Code	Chief Executive Officer	Control Type	Enrollment: October 1986		Total
					Fulltime	Parttime	
Barstow CC District	Barstow	92311	J. W. Edwin Spear	1	1250	425	1675
Brooks College	Long Beach	90804	Steve Sotraidis	4			818
Butte College	Oroville	95965	Wendell Lee Reed r	1	2556	5212	7768
Cabrillo College	Aptos	95003	Robert F. Agrella	1	2948	7854	10802
Cerritos College	Norwalk	90650	Ernest A. Martinez	1			19211
Chabot College	Hayward	94545	Howard B. Larsen	1	4307	15596	19903
Chaffey College	Rancho Cucamonga	91701	Jerry Young	1			9435
Citrus College	Glendora	91740-1899	Louis E. Zellers	1	2417	6872	9289
Coast CC District	Costa Mesa	92626	David A. Brownell	1			
Coastline Community College	Fountain Valley	92708	William M. Vega	1	334	13936	14270
Golden West College	Huntington Beach	92647	Fred Garcia	1	3821	11158	14979
Orange Coast College	Costa Mesa	92628-0120	Donald R. Fronsard	1	6489	15630	22119
College of The Desert	Palm Desert	92260	David George	1			6384
College of The Redwoods	Eureka	95501	D. Donald Weichert	1	1619	4795	6614
College of The Sequoias	Visalia	93277	Lincoln Hall	1	3300	4700	8000
College of The Siskiyous	Weed	96094	Eugene Schumacher	1	680	1592	2272
Compton Community College	Compton	90221	Edison O. Jackson	1	2863	1211	4074
Contra Costa CC District	Martinez	94553	John Carhart	1			
Contra Costa College	San Pablo	94806	Candy Rose	1			6707
Diablo Valley College	Pleasant Hill	94523	Phyllis Peterson	1	5889	13203	19092
Los Medanos College	Pittsburg	94565	Chester H. Case	1	919	5662	6581
Cuesta College	San Luis Obispo	93403-8106	Frank R. Martinez	1	1955	3598	5553
Don Bosco Technical Institute	Rosemead	91770-4299	Nick J. Reina	3	274	4	278
El Camino College	Torrance	90506	Rafael Cortada	1			25699
Fashion Inst of Design/Merch	Los Angeles	90017	Tonian Hohberg	4	3107	83	3190
Foothill-DeAnza CC District	Los Altos Hills	94022-4599	Thomas W. Fryer, Jr.	1			
DeAnza College	Cupertino	95014	A. Robert DeHart	1	5921	19543	25464
Foothill College	Los Altos Hills	94022-4599	Thomas H. Clements	1	3037	10869	13906
Gavilan Joint CC District	Gilroy	95020	John J. Holleman	1	1039	2202	3241
Glendale Community College	Glendale	91208	John A. Davitt	1	3196	7973	11169
Grossmont-Cuyamaca CC District	El Cajon	92020	Donald E. Walker	1			
Cuyamaca College	El Cajon	92020	Samuel M. Ciccati	1			2643
Grossmont College	El Cajon	92020	Ivan L. Jones	1	4934	10470	15404
Hartnell College	Salinas	93901	James R. Hardt	1	1473	4112	5585
Heald Institute of Technology	San Jose	95130	Robert D. Myers	2			139
Humphreys College	Stockton	95207	Robert G. Humphreys	2	193	168	361
Imperial Valley College	Imperial	92251	John A. De Paoli	1	1661	1851	3512
Kern CC District	Bakersfield	93301	Jim Young	1			
Bakersfield College	Bakersfield	93305-1299	Richard Wright	1	2915	7379	10294
Cerro Coso Community College	Ridgecrest	93555-7777	Raymond A. McCue	1	419	3369	3788
Porterville College	Porterville	93257	Paul D. Alcantra	1	736	1739	2475
Lake Tahoe Community College	South Lake Tahoe	95702	James W. Duke	1	177	1419	1596
Lassen College	Susanville	96130	Virginia Holten	1			1964
Long Beach City College	Long Beach	90808	John T. McCuen	1	4930	16852	21782
Los Angeles CC District	Los Angeles	90017	Leslie Kolta	1			
East Los Angeles College	Monterey Park	91754	Arthur D. Avila	1	3371	8908	12279
Los Angeles City College	Los Angeles	90029	Louis F. Hilleary	1			14858
Los Angeles Harbor College	Wilmington	90744	James L. Heinselmann	1			8548
Los Angeles Mission College	San Fernando	91340	Lowell J. Erickson	1			4926
Los Angeles Pierce College	Woodland Hills	91371	David B. Wolf	1			18513
Los Angeles Southwest College	Los Angeles	90047	Thomas Lakin	1			4252
Los Angeles Trade-Tech College	Los Angeles	90015	Thomas L. Stevens, Jr.	1	7501	5309	12810
Los Angeles Valley College	Van Nuys	91401	Mary E. Lee	1			18190
West Los Angeles College	Culver City	90230	Linda Thor	1	1718	6267	7985
Los Rios CC District Office	Sacramento	95825	David Mertes	1			

Table I—Directory of Community, Technical, and Junior Colleges

Fulltime	Enrollment: October 1985		Minority Enrollment	Noncredit Enrollment	Total Degrees Awarded	Total Certificates Awarded	Faculty			Professional Staff	Administrative Staff	Annual Tuition Charges
	Parttime	Total					Fulltime	Parttime	Total			
1776		1776	592		116	39				41		100
892		892					32	62	94			4780
2941	7114	8391	1121	1771	460	182	124	360	484		27	
4028	13541	10055			444	107						
		17569										
4064	14749	18813	7385	2775	861	131	270	577	847		48	
2540	6800	9340	2521									
			3028	20664	359	337	123	263	386		23	
305	12490	12795	1912	14430	136	276	31	453	484	10	11	
										16	17	
3856	11257	15113	3415	29	489	173	236	226	462	16	24	100
6344	15765	22109	4490	30137	936	575	315	525	840	28	28	
651	5546	6197		791								
1516	5746	7262	781	416	300		93	300	393	393		
2891	4629	7520	2300	290	550	100	145	250	395		9	
624	1742	2366		366	96	19	46	96	142	4	4	
		4016	3912	332								
1823	4753	6576			666	241	251	346	597		14	
5224	11923	17147	5905									
926	4009	4935	1488				71	170	241	7	11	50
2187	3385	5572			377	102	73	141	214	14	7	
277	7	284	205	375	92		9	29	38	8	7	2150
		24597	12824	687	1160	197	298	439	737	9	34	100
2771	61	2832					23	269	292	31	43	
5596	18147	23743	7771	293	748	418	280	571	851		35	100
3760	10189	13449	2357		313	139	199	295	494		25	
			1066	135	98	98	64	85	149		12	100
3115	8170	11285	3372	17500	395	117	184	378	562			
422	2281	2703										
4359	9871	14230	2629		721	119	211	309	520		14	100
		6522	2999		322	131	100	175	275		29	
		518										
199	124	323			44	18	19	26	45	8	8	2835
1616	1651	3267	2594		243	206	74	98	172	24	10	
2800	6748	9548	3101	293			242	272	514		13	
367	3228	3595		77	150	22	18	112	130		57	100
744	1487	2231		896	80	60	53	88	141	3	5	100
142	1207	1349			34	10	17	65	82	1	4	
		1986		78								
5828	15580	21408		425			289	742	1031		22	
							1678	1325	3003	149	132	
3275	8434	11709			571	184	236	196	432	158	13	
4517	9226	13743		419	675	331	255	264	519		14	100
2488	5275	7763		422	457	49	164	122	286		14	
342	3077	3419					67	83	150	7	10	
5196	12189	17385		120	963	42	320	196	516			
678	2386	3064			213	48	103	77	180	113	11	
		13400		94								
3545	12739	16284			190	232	425	187	612	2	13	
		5500	5461				4		4		21	

Table I—Directory of Community, Technical, and Junior Colleges

Institution	Location	Zip Code	Chief Executive Officer	Control Type	Enrollment: October 1986		Total
					FulTime	Parttime	
American River College	Sacramento	95841	Queen Randall	1	4106	15090	19196
Cosumnes River College	Sacramento	95823	Marc E. Hall	1	1247	6602	7849
Sacramento City College	Sacramento	95822	Carl Christian Andersen	1	3946	9138	13084
Marin Community College	Kentfield	94904	Myrna R. Miller	1	1953	6748	8701
Marymount Palos Verdes College	Rancho Palos Verdes	90274	Thomas D. Wood	3			999
Mendocino College	Ukiah	95482	Leroy R. Lowery	1	400	3156	3636
Merced College	Merced	95340	Tom K. Harris, Jr.	1	2298	3996	6294
Mira Costa College	Oceanside	92056	H. Deon Holt	1	1198	4554	5752
Montgomery Peninsula College	Monterey	93940	Samuel A. Ferguson	1	1510	5514	7024
Mt. San Antonio College	Walnut	91789	John D. Randall	1	5666	14991	20657
Mt. San Jacinto College	San Jacinto	92383	Dennis M. Mayer	1	768	2589	3357
Napa Valley College	Napa	94558	William H. Feddersen	1	1408	4300	5708
North Orange Cnty CC District	Fullerton	92634	James S. Kellerman	1			
Cypress College	Cypress	90630	Jack Alan Scott	1			13551
Fullerton College	Fullerton	92634	Philip Borst	1	5363	11939	17302
Ohlone College	Fremont	94539	Peter Blomerley	1	1987	5818	7805
Palo Verde College	Blythe	92225	Kirk Avery	1	178	498	676
Palomar College	San Marcos	92069	George R. Boggs	1	4010	10833	14843
Pasadena City College	Pasadena	91106	John W. Casey	1	6126	13730	19856
Peralta CC District	Oakland	94606	Donald H. Godbold	1			
College of Alameda	Alameda	94501	Donald R. Hongisto	1	1505	3736	5301
Feather River College	Quincy	95971	Joseph W. Brennan	1	57	710	867
Laney College	Oakland	94607	Odell Johnson	1			9198
Merritt College	Oakland	94619	Norma Jean Tucker	1			6494
Vista College	Berkeley	94704	Santiago Wood	1			4699
Queen of The Holy Rosary Clg	Mission San Jose	94539	Renilde Cade	3	1	220	221
Rancho Santiago College	Santa Ana	92706	Robert D. Jensen	1	3809	17886	21695
Rio Honda College	Whittier	90608	Herbert M. Sussman	1	5474	18466	12349
Riverside Community College	Riverside	92506	Charles Kane	1	3081	11167	14248
Saddleback CC District	Mission Viejo	92692	Richard J. Sneed	1			
Irvine Valley College	Irvine	92720	Edward A. Hart	1			5488
Saddleback College	Mission Viejo	92692	Constance M. Carroll	1			19161
San Bernardino CC District	San Bernardino	92410	Richard A. Jones	1			
Crafton Hills College	Yucaipa	92399	Donald L. Singer	1	796	2704	3500
San Bernardino Valley College	San Bernardino	92410	Manuel G. Rivera	1			11094
San Diego CC District	San Diego	92108	Garland P. Peed	1			
San Diego City College	San Diego	92101	Allen J. Repashy	1	12471		12471
San Diego Mesa College	San Diego	92111	Allen Brooks	1	18003		18003
San Diego Miramar College	San Diego	92126	George Yee	1	4439		4439
San Francisco CC District	San Francisco	94103	Hilary Hsu	1			
City College of San Francisco	San Francisco	94112	Carlos B. Ramirez	1	6693	16512	23205
Community College Centers	San Francisco	94103	Rena Bancroft	1			
San Joaquin Delta College	Stockton	95207	Lawrence A. Dericco	1	4311	10420	14731
San Jose CC District	San Jose	95135	Richard Goff	1			
Evergreen Valley College	San Jose	95135	Gerald Strelitz	1	1995	5406	7401
San Jose City College	San Jose	95128	Byron Skinner	1	1870	8208	10078
San Mateo County CC District	San Mateo	94402	Glenn P. Smith	1			
Canada College	Redwood City	94061	Robert Stiff	1	1448	6120	7568
College of San Mateo	San Mateo	94402	Lois A. Callahan	1	3917	9963	13880
Skyline College	San Bruno	94066	Linda Salter	1			7769
Santa Barbara City College	Santa Barbara	93109	Peter R. Mougall	1			10500
Santa Clarita CC District	Valencia	91355	Ramon F. LaGrandeur	1	1078	2673	3751
Santa Monica College	Santa Monica	90405	Richard L. Moore	1	4970	13624	18594
Santa Rosa Junior College	Santa Rosa	95401	Roy G. Mikalson	1	4723	16246	20969
Shasta College	Redding	96099	Kenneth B. Cerreta	1			8118

Table I—Directory of Community, Technical, and Junior Colleges

Enrollment: October 1985			Minority Enrollment	Noncredit Enrollment	Total Degrees Awarded	Total Certificates Awarded	Faculty			Professional Staff	Administrative Staff	Annual Tuition Charges
Fulltime	Parttime	Total					Fulltime	Parttime	Total			
4123	13345	17468	4095									
1061	4205	5266	1243				230	281	511	69	21	
		13710	5948				73	207	280	32	15	
			1179	11000	257	66	139	276	475	64	19	
622	270	892					138	310	448	19	18	100
405	2658	3063	338	116	80	21	38	155	193	15		
2388	4012	6400	2298		331	171	123	244	367		33	
1188	4321	5509	2084	2386	109	131	80	227	307			
		5653										
5686	14628	20314	8045	11224	1329	291	282	655	937	5	47	
677	2459	3136	587	900	125	49	39	108	147	4	13	
1065	3773	4838	859	1743	284	137	102	165	267		25	100
4057	8815	12852										
5434	11097	16531			1003		287	361	648		33	100
1985	5514	7499	2354		407	62	112	284	396		18	
183	505	688	289		25	5	12	38	50		4	
2864	10187	13051		1984	555	320	247	618	865	14	9	100
6065	12283	18348		3767	779	414	346	297	643		51	
202	951	5151	3659		118	122	100	61	161		8	
		1153	54		45	9	17	38	55	3	1	
		10000			188	260			198	10	14	
98	5391	6023										
		5489										
3597	228	228			4		5	9	14			
	17246	20843	7967	9955	717	401	663	1516	2179	40	46	100
		11804	14864		373	97	164	172	336	18	33	100
2827	10658	13485	4241	493	695	199	139	337	476	14	48	100
449	4356	5369										
2542	15220	17762										
822	2542	3364			188	257	45	105	150	11	6	
2492	7539	10031		504								
3034	8582	11616			671	487	127	350	477	10	31	
5866	12123	17989			815	222	209	434	643	24	17	
552	4142	4694			210	71	32	185	217	26	14	
										5	5	100
6856	15566	22416	14561									
4523	9504	14027		33536	780	520	341	592	923			
				444			216	13	229		48	
1506	5664	7170	3911		280	57	107	93	200			
2123	8500	10683	3829		381	383	154	181	335		16	100
1360	5728	7088	1748		201	145	82	133	215	16	9	
3988	9881	13869	4225		457	320						100
1997	5210	7212										
3268	6930	10198										
1066	2564	3630	476		350	121	52	87	139		8	100
5149	14121	19270	6763	3891			216	359	575		21	100
4682	14849	19531	2436	2491	808	335	209	510	719	21	32	100
		7599		536								



Table I—Directory of Community, Technical, and Junior Colleges

Institution	Location	Zip Code	Chief Executive Officer	Control Type	Enrollment: October 1986		Total
					Fulltime	Parttime	
Sierra College	Rocklin	95677	Gerald C. Angove	1			9612
Solano Community College	Suisun	94585	Marjorie K. Blaha	1	1676	6733	8409
Southwestern College	Chula Vista	92010	Joseph M. Conte	1	3148	9211	12359
State Center CC District	Fresno	93704	Bill F. Stewart	1			
Fresno City College	Fresno	93741	Clyde C. McCully	1	6753	7907	14660
Kings River Community College	Reedley	93654	Abel B. Sykes, Jr.	1	1274	1773	3047
Taft College	Taft	93268	David Cothrun	1	355	558	913
Ventura County CC District	Ventura	93003	Alfred P. Fernandez	1			
Moorpark College	Moorpark	93021	W. Ray Hearon	1			9926
Oxnard College	Oxnard	93030	Ed Robings	1			5225
Ventura College	Ventura	93003	Robert W. Long	1			11616
Victor Valley College	Victorville	92392	Ruth N. Johnson	1	1051	3625	4676
West Hills Community College	Coalinga	93210	Dale Miller	1	571	1658	2229
West Valley-Mission CC Dist	Saratoga	95070	Gustavo A. Mellander	1			
Mission College	Santa Clara	95054	Betty Dean	1	1236	8668	9904
West Valley College	Saratoga	95070	Dale A. Johnston	1	3666	9177	12843
Yosemite CC District	Modesto	95352	Tom Van Groningen	1			
Columbia College	Columbia	95310	W. Dean Cunningham	1	412	2290	2702
Modesto Junior College	Modesto	95350	Tom Van Groningen	1	2957	6516	9473
Yuba College	Marysville	95901	Patricia L. Warth	1	2280	5869	8149

COLORADO

Aims Community College	Greeley	80632	George R. Conger	1	1912	4376	6288
Arapahoe Community College	Littleton	80120	James Weber	1	1621	5037	6658
Community College of Aurora	Aurora	80011	Larry Carter	1	255	2374	2629
Community College of Denver	Denver	80204	Byron McClenney	1	1376	1850	3226
Front Range Community College	Westminster	80030	Cary Israel	1	1575	3937	5512
Red Rocks Community College	Golden	80401	Thomas K. Thomas	1	965	3238	4203
Lamar Community College	Lamar	81052	Marvin E. Lane	1	1377	131	1508
Morgan Community College	Fort Morgan	80701	Edwin Ray	1	226	461	687
Otero Junior College	La Junta	81057	William L. McDavitt	1	471	283	754
Pikes Peak Community College	Colorado Springs	80906	Cecil L. Groves	1	1900	3445	5345
Pueblo Community College	Pueblo	81004	Tony Weiss	1	1072	564	1636
Trinidad State Junior College	Trinidad	81082	Thomas W. Sullivan	1	596	236	832
Colorado Mountain College	Glenwood Springs	81602	Armen Sarafian	1	695	7056	7751
CO Mountain Ctg-Spring Valley	Glenwood Springs	81601	Richard Keeler	1	186	910	1096
CO Mountain Ctg-Alpine	Steamboat Springs	80477	George Bagwell	1	312	232	544
CO Mountain Ctg-Timberline	Leadville	80461	Richard Rogers	1	93	336	429
Colorado Northwestern CC	Rangely	81648	James H. Bos	1	384	1087	1471
Northeastern Junior College	Sterling	80751	Marvin W. Weiss	1	1031	749	1780

CONNECTICUT

Capital Region CC District	Hartford	06105	Conrad L. Mallett	1			
Asnuntuck Community College	Enfield	06082	Harvey S. Irlen	1	180	1659	1839
Greater Hartford CC	Hartford	06105	Walter Markiewicz	1	507	2179	2686
Tunxis Community College	Farmington	06032	Richard B. Cooper	1	691	2417	3108
Housatonic Community College	Bridgeport	06608	Vincent S. Darnowski	1	427	1820	2247
Greater New Haven St Tech Ctg	Norwalk	06473	Thomas J. Sullivan	1	375	635	1010
Hartford College For Women	Hartford	06105	M. Kathleen McGroary	2	147	75	222
Hartford State Tech College	Hartford	06106	Kenneth F. DeRego	1	475	942	1417
Mitchell College	New London	06320	Robert C. Weller	2	553	553	1106
Norwalk State Tech College	Norwalk	06854	John K. Fisher	1	474	844	1318

Table I—Directory of Community, Technical, and Junior Colleges

Enrollment: October 1985			Minority Enrollment	Noncredit Enrollment	Total Degrees Awarded	Total Certificates Awarded	Faculty			Professional Staff	Administrative Staff	Annual Tuition Charges
Fulltime	Parttime	Total					Fulltime	Parttime	Total			
2720	6732	9452	770	147	459	163	109	330	439	17	18	100
1874	6892	8843	2737	12	526	259	135	194	329	13	26	
4165	5862	10027	7012	1803	634	215	165	318	483	22	18	100
5003	8119	13122	5087	185	854	138	213	221	434		30	100
1239	1804	3043	1383	564	189	38	76	123	199	7	16	100
358	548	906	174	471	109	5	27	22	49	5	5	
3031	6331	9362										
3002	8336	11338										
851	3229	4080	1031	3247	381	198	66	143	209		10	100
616	1522	2138		242								
1335	7289	8624	4386	371	278	264	101	291	392		9	
3720	10576	14296	2513		584		197	275	472	20	6	
293	2016	2309		339	51	66	25	64	93	7	4	
3085	6381	9466		1151	543	63	193	142	335	13	23	
989	5665	7934	2409	459	518	59	126	399	525		16	100
COLORADO												
1700	4438	6138	574	82	446	74	107	204	311	32	23	540
1423	4097	5520	706	2210	375	117	78	238	316		28	702
210	1952	2162	490		111	4	6	163	169	9	4	702
1161	1590	2751	889		307	187	76	140	216	22	49	966
1477	3654	5131	741	6557	453	159	101	367	466		24	738
969	2942	3911	340	5000	303	77	78	153	231		20	1107
276	62	338	53		29	42	21	45	66	6	6	
166	496	662	42	884	27	53	19	27	46	14	4	
432	253	685	233	328	132	38	33	28	61		18	702
2273	2870	5143	1011	192	621		124	330	454	32		768
899	502	1371		225	170	136	68	70	138		26	756
580	247	827			198	67	37	53	90	15	14	736
159	957	10719	410	895								1110
264	217	1116	23	28								1110
120	368	481	12				9	80	89	18	8	1110
339	1013	488	61									1110
994	931	1302	67				29	118	147	10	13	520
		1925	88	11373	273	129	63	17	80	23	7	420
CONNECTICUT												
169	1768	1937	43		130	10	23	54	77	10	10	258
532	2540	3072	1191	1261	220	24	49	103	152	7	21	516
711	2026	2737	128	1061	217	56	40	94	134	18	7	516
467	1906	2373	642	236			47	33	80	11	20	516
372	503	875			108	14	29	37	66	5	9	750
138	75	213	35	2013	44	32	8	32	40	1	15	5900
537	850	1387	299	32	173		46	59	105	4	8	750
530	515	1045	86		153		28	45	73	26	6	6800
597	999	1596	316	121	149		60	44	104			750

Table I—Directory of Community, Technical, and Junior Colleges

Institution	Location	Zip Code	Chief Executive Officer	Control Type	Enrollment: October 1986		Total
					Fulltime	Parttime	
Manchester Community College	Manchester	06040	William E. Vincent	1	1497	4496	5993
Mattatuck Community College	Waterbury	06708	Richard L. Sanders	1	1190	1682	2872
Middlesex Community College	Middletown	06457	Robert A. Chapman	1	678	2911	3589
Mohegan Community College	Norwich	06360	John D. Hurd	1	488	1769	2257
Northwestern Connecticut CC	Winsted	06098	Booker T. DeVaughn, Jr.	1	422	1743	2165
Norwalk Community College	Norwalk	06854	William Schwan	1	652	2406	3058
Quinebaug Valley CC	Danielson	06239	Robert E. Miller	1			1200
South Central CC	New Haven	06511	Antonio Perez	1	598	1759	2357
Thames Valley State Tech Clg	Norwich	06360	R. Eileen Baccus Mitchell	1	456	1026	1482
Waterbury State Tech Clg	Waterbury	06708	Charles A. Ekstrom	1	631	1012	1643
DELAWARE							
Brandywine College	Wilmington	19803	Robert J. Bruce	2	559	31	590
Delaware Technical & CC	Dover	19903	John R. Kotula	1			
DE Tech & CC-Southern	Georgetown	19947	Jack F. Owens	1	881	985	1866
DE Tech & CC-Stanton/Wilmington	Newark	19702	John H. Jones	1	1565	2989	4554
DE Tech & CC-Terry	Dover	19901	William C. Pfeifer	1	545	971	1516
FLORIDA							
Brevard Community College	Cocoa	32922	Maxwell C. King	1	3681	7183	10864
Broward Community College	Fort Lauderdale	33301	Willis N. Holcombe	1	6854	12409	19263
Central Florida CC	Ocala	32678	William J. Campion	1	1158	2029	3187
Chapola Junior College	Marianna	32446	James R. Richburg	1	818	851	1669
Daytona Beach CC	Daytona Beach	32015	Charles H. Polk	1			7977
Edison Community College	Fort Myers	33907	David G. Robinson	1	1736	4918	6654
Florida College	Temple Terrace	33617	Bob F. Owen	2	399	18	417
Florida CC at Jacksonville	Jacksonville	32202	Charles C. Spence	1			
FL CC/Jacksonville-Downtown	Jacksonville	32202	E. Timothy Lightfield	1	494	2075	2569
FL CC/Jacksonville-Fred Kent	Jacksonville	32205	Charles R. Dassance	1	1297	3569	4866
FL CC/Jacksonville-North	Jacksonville	32218	Ezekiel W. Bryant	1	887	1516	2403
FL CC/Jacksonville-South	Jacksonville	32216	Joan A. Hill	1	1752	3185	4937
Florida Keys Community College	Key West	33040	William A. Seeker	1	217	1283	1500
Gulf Coast Community College	Panama City	32401	Lawrence W. Tyree	1	1572	2621	4193
Hillsborough Community College	Tampa	33622	Andreas A. Paloumpis	1	3197	10139	13336
Indian River Community College	Fort Pierce	33454-9003	Herman A. Heise	1	1760	6543	8303
International Fine Arts Clg	Miami	33132	Edward Porter	4			348
Lake City Community College	Lake City	32055	Muriel Kay Heimer	1	1017	960	1977
Lake-Sumter Community College	Leesburg	32788	Robert S. Palinchak	1	607	1023	1930
Manatee Community College	Bradenton	33506	Stephen J. Korcheck	1	2319	4057	6376
Miami-Dade Community College	Miami	33132	Robert H. McCabe	1			
Miami-Dade CC-Medical Center	Miami	33127	Elizabeth Lundgren	1	664	1094	1758
Miami-Dade CC-North	Miami	33167	J. Terence Kelly	1	4147	5978	10125
Miami-Dade CC-South	Miami	33176	William M. Stokes	1	6336	9386	18873
Miami-Dade CC-Wolfson	Miami	33132	Eduardo Padron	1	2236	2935	5171
Nat'l Education Ctr-Bauder	Fort Lauderdale	33334	Erik Brumme	4			1130
North Florida Junior College	Madison	32340	Robert W. Ramsay	1	352	731	1083
Okaloosa-Walton Junior College	Niceville	32578	James E. McCracken	1	992	2614	3606
Palm Beach Junior College	Lake Worth	33461	Edward M. Essey	1	331	9511	12742
Pasco-Herrando CC	Dade City	33525	Milton O. Jones	1	850	2147	2997
Pensacola Junior College	Pensacola	32504	Horace Hartsell	1	2712	5605	8317
Polk Community College	Winter Haven	33881-4299	Maryly VanLeer Peck	1	1519	3113	4632
St. Johns River CC	Palatka	32077	Robert L. McLendon, Jr.	1	556	1479	2035
St. Petersburg Junior College	St. Petersburg	33733	Carl M. Kuttler, Jr.	1	5152	11061	16213
Santa Fe Community College	Gainesville	32602	Alan J. Robertson	1	4275	4562	8837

Table I—Directory of Community, Technical, and Junior Colleges

Enrollment, October 1985			Minority Enrollment	Noncredit Enrollment	Total Degrees Awarded	Total Certificates Awarded	Faculty			Professional Staff	Administrative Staff	Annual Tuition Charges
Fulltime	Parttime	Total					Fulltime	Parttime	Total			
1630	4441	6071	453		613							
1281	2255	3536	264	1244	378	4	112	77	189	41	7	516
722	2067	2789	172	3051	260		65	149	214	15	15	516
		2146	162	144	347	19	49	59	108	9	9	516
414	1788	2202	40		136	36	42	67	109	17	13	516
							30	39	69			
733	2697	3430	852		305	69						
317	897	1214										
627	1571	2198	779	526	184	11	33	107	140	36	5	516
665	759	1424	58		200	47	43	46	89	4	10	625
616	1149	1765			242	13	47	61	111			750
DELAWARE												
571	37	608			225		31	16	47			
		1889	245	1146	205	86	70	216	286	4	11	
1597	2691	4288	753	1673	391	33	117	478	595	20	8	684
457	939	1396	245	1191	76	9	38	172	210	12	6	
FLORIDA												
3538	7158	10696		21384	1126	182	238	682	920		51	528
6775	12549	19324	3530	20000	1523	100	295	426	721	46	52	487
1071	1638	2709	325	11885	353	3	94	74	168	36	10	
815	812	1627	261	1098	166	41						722
3009	4868	7877		28276								
1562	4516	6078	437	2518	510	9	83	164	247	31	16	546
356	27	383	32	1	80		25	10	35			2900
				50867						36	30	615
663	1774	2437	1107	12630	146	24	91	260	351	8	11	615
1277	3523	4800	762	10683	338	3	97	211	308	7	7	615
992	1560	2552	645	12846	420	29	82	218	300	7	9	615
1505	3242	4747	559	9734	359	1	66	276	342	8	9	615
238	1288	1526	179	2254	152	2	32	43	75			480
1346	2598	3944	349	12000	397	62	69	163	232	35	13	540
3542	8961	12503		1901	1063	52						
1527	4813	7703	988	13398	349	678	112	385	497	14	21	640
284		284										
987	1238	2225		4248	239	98	84	94	178	19	9	468
607	1251	1858	180	3125	157	2	40	6	46	6	20	480
2310	3945	6255	165		596	5	87	130	217	57	24	
757	1567	2324	1131		447	27						
3734	6769	10503	7315	11642	1179	223						
6445	11831	18208	9611	18458	1728	23	612	855	1467		34	
2133	3846	5979	4538	11126	307	3						
992		992										
316	791	1107	182	491	102	106	29	6	35	13	5	747
1096	2532	3658	407	2621	329	40	67	108	175	18	14	576
3536	8717	12253	1600	11714	1121	287	136	578	764	51	43	
59	2005	2864		1681	308	46	48	95	143		9	660
2504	5330	7834	1234	10127	1006	298	268	691	959	61	55	510
1485	3058	4543	522	8600	558	48	94	89	183	10	20	600
446	1303	1749	155	178	121	6	41	94	135	5	19	456
5331	10733	16064	1415	1087	1823	189	293	256	539	67	39	682
4165	3608	7773	1281	12064	1049	200	210	176	386	51	39	672

Table I—Directory of Community, Technical, and Junior Colleges

Institution	Location	Zip Code	Chief Executive Officer	Control Type	Enrollment: October 1986		Total
					Fulltime	Parttime	
Seminole Community College	Sanford	32771	Earl S. Weldon	1	1792	3445	5237
South Florida CC	Avon Park	33825	Catherine P. Cornelius	1	915	2457	3372
Tallahassee Community College	Tallahassee	32304-2895	James H. Hinson, Jr.	1	2790	3078	5868
Valencia Community College	Orlando	32802	Paul C. Gianini, Jr.	1	3581	8978	12559
GEORGIA							
Abraham Baldwin Ag Ctg	Tifton	31793	Wayne C. Curtis	1	1377	393	1770
Albany Junior College	Albany	31707	B. R. Tilley	1	973	710	1683
Andrew College	Cuthbert	31740	Morris G. Wray	3	282	8	290
Atlanta Junior College	Atlanta	30310	Edwin A. Thompson	1	659	622	1281
Bainbridge Junior College	Bainbridge	31717	Edward D. Mobley	1	271	447	718
Brewton-Parker College	Mount Vernon	30445	Y. Lynn Holme	3	639	603	1242
Brunswick Junior College	Brunswick	31523	John W. Teel	1	670	599	1269
Chattahoochee Tech Inst	Marietta	30060	Arnon D. Crimm				
Dalton Junior College	Dalton	30720	Derrell C. Roberts	1	745	904	1649
DeKalb College	Decatur	30089	Marvin M. Cole	1	3079	5707	8786
Draughon's Junior College	Savannah	31406	John T. South III	4	510	101	611
Emanuel County Junior College	Swainsboro	30401	Willie D. Gunn	1	169	287	456
Floyd Junior College	Rome	30163	David B. McCorkle	1	600	659	1259
Gainesville Junior College	Gainesville	30503	J. Foster Watkins	1	1187	662	1849
Georgia Military College	Milledgeville	31061	William P. Acker	2	206	95	301
Gordon Junior College	Barnesville	30204	Jerry M. Williamson	1	740	504	1244
Macon Junior College	Macon	31297	S. Aaron Hyatt	1	883	1816	2699
Middle Georgia College	Cochran	31014	Louis C. Alderman, Jr.	1	967	395	1362
Oxford College of Emory U	Oxford	30267	Carlton J. Adams	3	521	17	538
Reinhardt College	Waleska	30183	Floyd A. Falany	3	416	77	493
South Georgia College	Douglas	31533	Edward D. Jackson, Jr.	1	626	228	854
Truett-McConnell College	Cleveland	30528	H. M. Fulbright	3	454	555	1009
Waycross Junior College	Waycross	31501	James M. Dye	1	243	310	553
Young Harris College	Young Harris	30582	Ray Farley	3	455	10	465
HAWAII							
Hawaii Community College	Hilo	96720-4091	Mitsugu Sumada	1	1153	545	1698
Honolulu Community College	Honolulu	96817	Peter R. Kessinger	1	2012	2258	4270
Kapiolani Community College	Honolulu	96814	John F. Morton	1	1976	3231	5207
Kauai Community College	Lihue Kauai	96766	Y. David Iha	1	378	859	1237
Leeward Community College	Pearl City	9676	Melvyn K. Sakaguchi	1	2626	3057	5683
Maui Community College	Kahului	9676	Alma K. Henderson	1	646	1317	1963
Windward Community College	Kaneohe	9676	Peter T. Dyer	2	592	1043	1635
IDAHO							
College of Southern Idaho	Twin Falls	83303-1238	Gerald Meyerhoeffer	1	1036	1505	2541
North Idaho College	Coeur D'Alene	83814	Carl R. Bennett	1			2305
Ricks College	Rexburg	83440	Joe J. Christensen	3	5813	1118	6931
ILLINOIS							
Belleville Area College	Belleville	62221	Bruce R. Wissore	1	2741	8731	11472
Black Hawk College	Moline	61265	Richard J. Puffer	1			
Black Hawk College-East	Kewanee	61443	Charles Warthen	1	404	375	779
Black Hawk College-Quad Cities	Moline	61265	Charles E. Laws	1	2044	3413	5457
Carl Sandburg College	Galesburg	61401	Jack W. Fuller	1	1076	2152	3228

Table I—Directory of Community, Technical, and Junior Colleges

Enrollment: October 1985			Minority Enrollment	Noncredit Enrollment	Total Degrees Awarded	Total Certificates Awarded	Faculty			Professional Staff	Administrative Staff	Annual Tuition Charges
Fulltime	Parttime	Total					Fulltime	Parttime	Total			
1610	3017	4627	588	14036	522	158	106	288	394	34	25	504
440	1686	2126	710	7080	85	465	34	149	183	15	14	599
2480	2809	5289	1253	2468	770	53	92	147	239	12	17	570
3293	8862	12155	2219	29535	1242		164	242	406	65	34	
GEORGIA												
1484	319	1803	200	1112	388		77	5	82	4	18	789
966	658	1624	416	3505	299	18	60	19	79	6	10	789
220	40	260	26				17	9	26	15	10	2208
659	635	1294	1148	1696	108		48	26	74	12	16	789
291	366	657	154	3275	59	16	28	9	37	8	11	789
618	663	1281			187		32	1	33	5	16	2340
628	556	1184	208	5043	108	39	41	19	60	10	6	789
651	861	1512	36	6821	133	36	55	9	64	13	9	789
3338	6563	9901	1830	4855	738	309	201	268	469	59	22	900
158	295	577	415		61	199	21	22	43	3	10	2760
582	620	1202	56				17	2	19		6	789
1030	626	1656	115	10215	211		44	12	56	9		
176	103	279	116		50		50	21	71	19	8	789
693	649	1342	255	4920	169	5	39	9	48	6	6	789
912	1782	2694	444	7765	292	5	85	13	98			789
917	345	1262	195	305	225	1	80	10	90	4	9	789
503	12	515	63		161		35	2	37		7	6900
436	82	518	27		81		18	29	47	4	5	1700
739	306	1045	185	9112	162	10	40	6	46	11	5	789
345	525	870			122		19	94	113	5	5	2880
261	220	481	60	1180	70		18	16	34	4	5	789
391	4	395	4	6	77		30	2	32	1	8	2400
HAWAII												
1243	504	1747					70	32	102			270
2114	2421	4535		2466	583	124	132	97	229	19	9	270
1989	3065	5054		6911	356	169	129	97	226	14	8	270
398	776	1174		1335	99	43	58	26	84	6	6	270
2599	3046	5645		1734	596	80	145	102	247	17	5	270
809	1278	2087	1359	2308	139	26	63	57	120	24	6	270
506	840	1346		1329	136	17	36	33	69	9	7	270
IDAHO												
925	1021	1946		4192	264	269	94	29	123	16	10	
1448	787	2235	38	1440	186	134	81	109	190	6	35	350
5699	1181	6880	166	2098	1237	25	274	46	320		103	1150
ILLINOIS												
2813	8995	11808	1365		983	194	117	494	611		58	
495	281	776	43	41	134	30	20	40	60	1	9	720
1933	3122	5055	441	799	307	111	115	125	240	7	27	720
1117	1523	2640		584	246	100	57	173	230	35	15	495

Table I—Directory of Community, Technical, and Junior Colleges

Institution	Location	Zip Code	Chief Executive Officer	Control Type	Enrollment: October 1986		Total
					Fulltime	Parttime	
City Colleges of Chicago	Chicago	60601	Salvatore G. Rotella	1			
Chicago City-Wide College	Chicago	60601	Mark Warden	1	1918	14090	3448
Dawson Technical Institute	Chicago	60609	Talmadge C. Guy	1			
Kennedy-King College	Chicago	60621	William Settles	1	4834	6028	10862
Loop College	Chicago	60601	Bernice J. Miller	1	2174	6658	8832
Malcolm X College	Chicago	60612	James C. Griggs	1	6358	4971	11329
Olive Harvey College	Chicago	60628	Homer D. Franklin	1	3984	4529	8513
Richard J. Daley College	Chicago	60652	William P. Conway	1	2556	6661	9217
Truman College	Chicago	60640	Wallace B. Appelson	1	3785	11712	15497
Wilbur Wright College	Chicago	60634	Ray Le Favour	1	1818	7202	9020
College of Dupage	Glen Ellyn	60137	Harold D. McAninch	1			
College of Dupage-Open	Glen Ellyn	60137	Sharon Bradwish-Miller	1	1389	4400	5789
College of Dupage-Central	Glen Ellyn	60137	Theodore Tilton	1	4168	13198	17366
College of Lake County	Grayslake	60030	Daniel J. LaVista	1	2048	9143	11191
Danville Area CC	Danville	61832	Ronald K. Lingle	1	1244	1820	3064
Elgin Community College	Elgin	60120	Searle F. Charles	1	1255	4262	5517
Felician College	Chicago	60659	Charlene Endecavage	3	116	221	337
Gordon Institute of Technology	Chicago	60618	Henry J. Blaski, C.R.	3			276
Highland Community College	Freeport	61032	Joseph C. Piland	1	885	2001	2886
Illinois Central College	East Peoria	61635	Leon H. Perley	1	3636	8535	12171
Illinois Eastern CC	Olney	62450	Harry V. Smith	1			
Frontier Community College	Fairfield	62837	Richard Mason	1	268	3261	3529
Lincoln Trail College	Robinson	62454	Donald Donnay	1	596	755	1351
Olney Central College	Olney	62450	Stephen J. Krudelbaugh	1	725	1326	2051
Wabash Valley College	Mt. Carmel	62863	Harry K. Benson	1	778	1560	2338
Illinois Valley CC	Oglesby	61348-1099	Alfred E. Wisgoski	1	1490	2728	4218
John A. Logan College	Cartersville	62918	Harold R. O'Neil	1	1683	2603	4286
John Wood Community College	Quincy	62301	Paul R. Heath	1	960	3294	4254
Joliet Junior College	Joliet	60436	Raymond A. Pietak	1	2538	6765	9303
Kankakee Community College	Kankakee	60901	L. H. Forton	1	876	2297	3173
Kaskaskia College	Centralia	62801	Raymond D. Woods	1	1173	1969	3142
Kishwaukee College	Malta	60150	Norman L. Jenkins	1	1124	2116	3240
Lake Land College	Mattoon	61938	David V. Schultz	1	1544	2164	3708
Lewis and Clark CC	Godfrey	62035	J. Neil Admire	1	1739	3175	4914
Lincoln College	Lincoln	62656	Jack D. Nutt	2			1413
Lincoln Land Community College	Springfield	62708	Robert L. Poorman	1	1926	5612	7538
MacCormac College	Chicago	60604	Gordon C. Borchardt	2	377	119	496
McHenry County College	Crystal Lake	60014	Robert C. Bartlett	1	601	2740	3341
Moraine Valley CC	Palos Hills	60465	Fred Gaskin	1	3858	8918	12776
Morton College	Cicero	60650	Charles P. Ferro	1	741	2546	3287
Oakton Community College	Des Plaines	60016	Thomas Tenhoeve, Jr.	1	1900	8903	10803
Parkland College	Champaign	61821	William M. Staerke	1	2748	4908	7656
Prairie State College	Chicago Heights	60411	W. Harold Garner	1	1129	3253	4382
Rend Lake College	Ina	62246	Harry J. Braun	1	1105	1714	2819
Richland Community College	Decatur	62526	Howard E. Brown	1	721	2528	3249
Robert Morris College	Carthage	62321	Richard Pickett	2	586		586
Rock Valley College	Rockford	61111	Karl J. Jacobs	1	1936	5908	7844
Sauk Valley Community College	Dixon	61021-9110	Richard L. Behrendt	1	833	1781	2614
Shawnee Community College	Ullin	62992	Loren E. Klaus	1	521	1650	2171
Southeastern Illinois College	Harrisburg	62946	Harry W. Abell	1			2383
Spoon River College	Canton	61520	Robert N. Rue	1	691	1118	1809
Springfield Clg in Illinois	Springfield	62702	Francis M. Thrailkill	3	225	237	462
State CC of East St. Louis	East St. Louis	62201	Richard M. Bonner	1	752	572	1324
St. Augustine College	Chicago	60640	Carlos Plazas	2	837	15	852

Table I—Directory of Community, Technical, and Junior Colleges

Enrollment: October 1985			Minority Enrollment	Noncredit Enrollment	Total Degrees Awarded	Total Certificates Awarded	Faculty			Professional Staff	Administrative Staff	Annual Tuition Charges
Fulltime	Parttime	Total					Fulltime	Parttime	Total			
391	5309	3460	10071		91	863	40	231	271	42 146	48 38	552
6160	5644	11804	4236		447	68	185	108	293	35	18	
2254	6106	8360	6756		521		157	84	241	31	14	
5123	6731	11854	2836		329	47	125	80	205	34	15	552
3740	6035	9775	8119		472	169	130	33	163	39	17	552
1583	6663	8246	4063		416	250	118	167	285	29	16	
3735	11672	15407	4502		472	169	139	190	329	57	18	552
2023	7786	9809	2964	1200	535	204	133	123	256	26	11	552
5966	16611	22577		4009	1958	774	207	1017	1224	50	22	
			609	4009			25	578	603	18	2	765
			1826				182	439	621	32	20	765
1940	8431	10371	1694	865	713	201	172	334	506	6	41	600
1379	1634	3013	330	520	295	149	61	66	127	13	8	690
1294	4378	5672	580	5030	495	120	91	298	389	27	22	
122	238	360	41		54							
254		254		276		276		3	3	1	3	720
817	2137	2954	105	345	277	48	41	98	139	11	22	640
3664	8663	12327		388	1497	434	205	332	537	48	27	768
422	3238	3660			81	60	3	204	207	3	12	480
553	827	1380			129	48	27	62	89		11	480
640	1696	2336			227	69	49	81	130	6	12	
801	2587	3388			212	42	41	45	86	4	16	480
1539	2371	3910		968	392	113	86	93	179			
1395	2447	3842	291	459	236	112	58	84	142	19	12	432
904	2349	3253	154	777	207	237	18	187	205	46	12	600
2779	7144	9923	1311	746	684	99	145	300	445	9	41	
922	2424	3346	374		352	88	52	133	185	14	35	540
1120	1721	2841	207	370	308	115	57	126	183	5	19	
1055	2252	3307					79	204	283		9	720
1612	1771	3383	218		298	149	97	176	273	17	14	896
1717	3288	5005	435	951	332	173	74	163	237	24	12	640
754	663	1417										
1822	5387	7209	494		601	174	131	228	359	11	27	
455	116	571	234	243	101	32	24	12	36	6	5	4050
598	2745	3343		2450	196	69	46	92	138	12	21	960
3975	9744	13719	1069	9140	1021	236	168	322	490	77	26	672
817	2500	3317	440	1530	353	54	57	83	140	4	14	615
1943	8604	10547	1037		534	140	142	302	444	44	30	510
2677	4894	7571	914	3700	657	135	153	294	447	21	21	540
1186	3546	4732	858		360	126	97	210	307		21	624
968	1404	2372	62	801	338	109	55	76	131	8	26	630
684	2145	2829	390	235	220	95	36	140	176	5	18	750
1823	6709	8532	152		80	470	20	11	31			7540
791	1976	2767	623	2489	609	372	126	94	220	17	20	600
520	1654	2174	274	190	260	205	50	134	184	6	16	672
923	1351	2274	388		144	75	22	194	216	9	9	552
634	1028	1662	72	255	131	84	31	98	129	17	16	832
216	250	466	40	685	110		19	26	45	9	4	3440
817	632	1449	25		89	190	41	33	74	7	24	570
891	14	905	852		200	2	6	77	83	28	9	2790

Table I—Directory of Community, Technical, and Junior Colleges

Institution	Location	Zip Code	Chief Executive Officer	Control Type	Enrollment: October 1986		Total
					Fulltime	Parttime	
Thornton Community College	South Holland	60473	James L. Evanko	1	1870	6383	8253
Triton College	River Grove	60171	James L. Catanzaro	1	4685	13186	17871
Waubensee Community College	Sugar Grove	60554	John J. Swalec	1	1047	4257	5304
William Rainey Harper College	Palatine	60067	James J. McGrath	1	4091	14296	18387
INDIANA							
Ancilla College	Donaldson	46513	Virginia Kampwerth	3			429
Indiana Vocational/Tech College	Indianapolis	46206	Gerald I. Lemkin	1			
IVTC-Central	Indianapolis	46206	Meredith Carter	1	1264	3146	4410
IVTC-Columbus	Columbus	47203	Homer B. Smith	1	779	1231	2010
IVTC-East Central	Muncie	47302	Richard L. Davidson	1	761	1215	1976
IVTC-Kokomo	Kokomo	46901	Charles Hefley	1	557	1330	1887
IVTC-Lafayette	Lafayette	47903	Thomas E. Reckerd	1	510	1038	1548
IVTC-Northcentral	South Bend	46619	Carl F. Lutz	1	551	1460	2011
IVTC-Northeast	Fort Wayne	46805	Jon L. Rupright	1	556	2212	2768
IVTC-Northwest	Gary	46409	Mearle R. Donica	1	1637	1826	3463
IVTC-Richmond	Richmond	47374	Judith A. Redwine	1	361	633	994
IVTC-Southcentral	Sellersburg	47172	Carl F. Scott	1	620	645	1265
IVTC-Southeast	Madison	47250	Gregory K. Flood	1	248	532	780
IVTC-Southwest	Evansville	47710	H. Victor Baldi	1	658	1187	1845
IVTC-Wabash	Terre Haute	47802	Sam E. Borden	1	864	962	1826
Vincennes University	Vincennes	47591	Phillip M. Summers	1	4929	1934	6863
IOWA							
Des Moines Area CC	Ankeny	50021	Joseph A. Borgen	1	3863	4804	8667
Des Moines Area CC-Ankeny	Ankeny	50021	Joseph A. Borgen	1			6474
Des Moines Area CC-Boone	Boone	50036	Kriss W. Philips	1			692
Des Moines Area CC-Carroll	Carroll	51401	Kenneth Shibata	1			328
Eastern Iowa CC District	Davenport	52801	John T. Blong	1			
Clinton Community College	Clinton	52732	Adelbert Purga	1	545	458	1003
Muscatine Community College	Muscatine	52761	Vic McAvoy	1	482	504	986
Scott Community College	Bettendorf	52722	Lenny Stone	1	1552	1422	2974
Hawkeye Inst of Technology	Waterloo	50704	John E. Hawse	1			1858
Indian Hills Community College	Ottumwa	52501	Lyle Hellyer	1	1695	581	2276
Indian Hills CC-Centerville	Ottumwa	52501	Lyle Hellyer	1			387
Indian Hills CC-Ottumwa	Ottumwa	52501	Lyle Hellyer	1			
Iowa Central Community College	Fort Dodge	50501	Farvey D. Martin	1	1542	1112	2654
Iowa Lakes Community College	Estherville	51334	Richard H. Blacker	1	1155	586	1741
Iowa Valley CC District	Marshalltown	50158	John J. Prihoda	1			
Ellsworth Community College	Iowa Falls	50126	Duane R. Lloyd	1	780	133	913
Marshalltown Community College	Marshalltown	50158	Paul L. Kegel	1	757	544	1301
Iowa Western Community College	Council Bluffs	51502	Robert D. Looft	1	1721	1018	2739
Kirkwood Community College	Cedar Rapids	52406	Norman Nielsen	1	3916	2392	6308
North Iowa Area CC	Mason City	50401	David Buettner	1	1743	713	2456
Northeast Iowa Tech Institute	Calmar	52132	Ronald M. Hutkin	1	940	141	1081
Northwest Iowa Tech College	Sheldon	51201	Frank G. Adams	1	436	13	449
Southeastern Community College	West Burlington	52655-0605	R. Gene Gardner	1	1400	695	2095
Southeastern CC-North	West Burlington	52655	Edward E. Schiefer	1			1597
Southeastern CC-South	Keokuk	52632	R. Gene Gardner	1			430
Southwestern Community College	Creston	50801	Richard L. Byerly	1			824
Waldorf College	Forest City	50436	William E. Hamm	3	342	55	397
Western Iowa Tech CC	Sioux City	51102	Robert H. Kiser	1	1446	27	1473

Table I—Directory of Community, Technical, and Junior Colleges

Enrollment: October 1985			Minority Enrollment	Noncredit Enrollment	Total Degrees Awarded	Total Certificates Awarded	Faculty			Professional Staff	Administrative Staff	Annual Tuition Charges
Fulltime	Parttime	Total					Fulltime	Parttime	Total			
2070	6773	8843	1251	1853	716	238	125	155	280		24	
4899	14069	18968	3843	3178	1089	301	218	751	969	20	39	648
1099	4013	5112	868	669	397	81	58	235	293			
3996	14065	18061	1432	5774	1242	345	190	570	760	95	28	810

INDIANA

140	318	458		373								
1386	3417	4803	1083	526	263	253	85	180	265	33	38	1030
698	911	1899	55	21	199	211	37	92	129	53	6	1030
		1609	173	58	195	105	34	79	113	10	6	1030
										11	5	1140
584	938	1522	124	131	122	138	26	77	103	13	7	1030
516	894	1410	28	36	110	121	29	61	90	6	7	1030
600	1598	2198	198	235	53	54	41	108	149	13	4	1140
746	2360	3101	216	66	298	173	49	144	193	12	4	1040
1536	2041	3577	1641	337	200	162	71	133	204	32	6	1030
353	606	959	135		58	114	27	63	90	6	4	1030
675	674	1349	68		172	95	32	69	101	15	5	1030
226	433	659	7		48	55	18	49	67	4	5	1030
673	1106	1779	99		158	131	30	90	120	9	5	1040
852	939	1791	186	70	208	164	42	65	107	8	7	1030
4720	1808	6528	409	1401	1458	43	298	200	498	140	7	1234

IOWA

3657	4225	7882	652	25280	759	684	213	13	226	60	31	
		6108										
		601										
		272								43	2	950
562	449	1011	33		125	13	32	20	52	9	2	950
489	447	936	43		113	11	39	20	59	12	5	950
1444	1331	2775	296		207	72	78	85	163	16	6	950
1863	208	2071		35856								
1504	454	1958	43	20459	532	193	107	11	118	30	21	1200
		342										
1659	1101	2760		35079	373	150	96	34	130	90	20	900
1291	315	1606		4455	444		71	21	92	26	14	870
				37301						12	8	
847	98	945			207	114	58	2	60			
773	585	1358			176	173	44	6	50	5	5	
1742	1054	2796		22047	409	372	108	15	123	63		1020
3777	2571	6348	295	43174	1557	49	200	182	382	65	50	828
1622	674	2296	76	25862	579	114	76	11	87	49	8	
926	199	1125		20000	179	377	69	24	93	24	9	1200
462	8	470		19628	232	51	32	2	34	11	10	804
1215	684	1899	100	2486	223	174	75	11	86	19	30	960
		1414										
		422										
599	180	779		17215								
429	31	460	12		141	11	73	26	99	25	6	5600
1348	25	1373		36136	230	805	64	25	89	39	31	810

Table I—Directory of Community, Technical, and Junior Colleges

Institution	Location	Zip Code	Chief Executive Officer	Control Type	Enrollment: October 1986		Total
					Fulltime	Parttime	
KANSAS							
Allen County Community College	Iola	66749	Ron Garner	1	482	637	1119
Barton Cnty Community College	Great Bend	67530	Jimmie L. Downing	1	833	2714	3547
The Brown Mackie College	Salina	67401	M. Gary Talley	4	406	6	412
Butler Cnty Community College	El Dorado	67042	Carl L. Heinrich	1	1064	2334	3398
Central College	McPherson	67460	Dorsey Brause	3	234	14	248
Cloud County Community College	Concordia	66901	James P. Ihrig	1			2118
Coffeyville Community College	Coffeyville	67337	Dan Kinney	1	591	1134	1725
Colby Community JC	Colby	67701	James H. Tangeman	1	609	825	1434
Cowley Cnty Community College	Arkansas City	67005	Gwendel A. Nelson	1	673	925	1598
Dodge City Community College	Dodge City	67801	Gay Dahn	1	766	641	1407
Donnelly College	Kansas City	66102	Raymond J. Davern	3			591
Fort Scott Community College	Fort Scott	66701	Richard D. Hedges	1	608	611	1219
Garden City Community College	Garden City	67846	Thomas F. Saffell	1	740	910	1650
Haskell Indian Junior College	Lawrence	66046	Gerald E. Gipp	1	771	29	800
Hesston College	Hesston	67062	Kirk G. Alliman	3	388	141	529
Highland Community College	Highland	66035	Larry F. Devane	1	384	1035	1419
Hutchinson Community College	Hutchinson	67501	James H. Stringer	1	1221	2233	3454
Independence Community College	Independence	67301	Thomas R. Burke	1	392	534	926
Johnson Cnty Community College	Overland Park	66210-1299	Charles J. Carlsen	1	1377	5560	8937
Kansas City Kansas CC	Kansas City	66112	Alton L. Davies	1	1185	2409	3594
Kansas Technical Institute	Salina	67401	Anthony L. Tilmans	1	325	218	543
Labette Community College	Parsons	67357	Gery C. Mochanadel	1	744	2177	2921
Neosho Cnty Community College	Chanute	66720	J. C. Sanders	1	265	822	1087
Pratt Community College	Pratt	67124	Thomas C. Henry	1	483	633	1116
Seward County Community JC	Liberal	67901	Theodore W. Wischropp	1	333	1212	1545
KENTUCKY							
E KY U-Office of CC Programs	Richmond	40475	Jack A. Luy	1	780	301	1081
Lees College	Jackson	41339	Troy R. Eslinger	3	266	82	348
Midway College	Midway	40347-9731	Robert R. Botkin	2	237	103	340
St. Catharine College	St. Catharine	40061	Dolores A. Enderle	3	177	103	280
Sue Bennett College	London	40741	John E. Patterson	3	315	137	452
U of Kentucky CC System	Lexington	40506	Charles T. Wethington	1			
Ashland Community College	Ashland	41101	Robert L. Goodpaster	1	977	1014	1991
Elizabethtown CC	Elizabethtown	42701	James S. Owen	1	1028	1063	2091
Hazard Community College	Hazard	41701	G. Edward Hughes	1	415	361	776
Henderson Community College	Henderson	42420	Patrick R. Lake	1	488	583	1071
Hopkinsville CC	Hopkinsville	42240	Thomas L. Riley	1	573	495	1068
Jefferson Community College	Louisville	40202	Ronald J. Horvath	1	2400	4596	6996
Lexington Community College	Lexington	40506-0235	Allen G. Edwards	1	1227	1402	2629
Madisonville CC	Madisonville	42431	Arthur D. Stumpf	1	403	953	1356
Maysville Community College	Maysville	41056	James C. Shires	1	390	337	727
Owensboro Community College	Owensboro	42301	Jim McDannel	1			1095
Paducah Community College	Paducah	42002	Donald J. Clemens	1	866	1139	2005
Prestonsburg Community College	Prestonsburg	41653	Henry A. Campbell, Jr.	1	758	747	1505
Somersett Community College	Somersett	42501	Richard Carpenter	1	711	591	1302
Seatech Community College	Cumberland	40823	Mary L. Bacon	1	394	631	1025
LOUISIANA							
Bossier Parish CC	Benton	71006-2000	Douglas Peterson	1	428	1430	1858
Delgado Community College	New Orleans	70119	Harry J. Boyer	4	2691	4626	7317
Louisiana State University	Baton Rouge	70803	Allen A. Copping	1			

Table I—Directory of Community, Technical, and Junior Colleges

Enrollment: October 1985			Minority Enrollment	Noncredit Enrollment	Total Degrees Awarded	Total Certificates Awarded	Faculty			Professional Staff	Administrative Staff	Annual Tuition Charges
Fulltime	Parttime	Total					Fulltime	Parttime	Total			
KANSAS												
468	1300	1768	39		127		25	3	28		6	420
723	1963	2686	897	313	275	53	68	8	76	14	8	360
279	11	290	83			112	13	2	15	9	4	1800
1048	2617	3665	453	3100	398	8	81	143	224	17	30	525
260	13	273	42		92		18	5	23	14	6	4270
570	1329	1899		79								
462	1285	1747			108		32	48	80	9	4	448
544	776	1320	26	456	166	23	41	99	140	14	6	408
565	1002	1567	153	310	105	104						
679	662	1341	111	85	188	62	46	32	78		30	510
445	591	1036	52		115	34	37	52	89	4	16	
718	657	1375	216	120	172	25	56	7	63			512
		794	800		80	21	56		56	14	13	
436	44	480	43	9	168		33	18	51	21	6	4300
415	853	1268	100		92	16	29	75	104	1	4	504
1137	1973	3110	263	45	268	6	89	148	237	17	9	510
410	476	886	90		90	10	31	42	73	11	9	336
2303	6140	8443	422	25688	639		198	201	399		90	540
1189	2643	3832	880	865	424	13	102	123	225	56		
316	349	665	11		108	13	33	4	37	4	14	660
630	2036	2666	224	78	203	26	32	156	188	28	7	
284	700	984	57	46	86	117	33	59	92	6	4	450
416	798	1214	7		114	31	41	34	75	15	8	
340	1222	1551			93	20	37	76	113	6	5	390
KENTUCKY												
839	329	1168			280							940
276	53	339					17	18	35	9	7	
247	67	314	9		78	7	30	29	59	8	6	3700
134	112	246	40		36		13	19	32	6	10	2775
309	104	413	4									
1022	1027	1925	25		229		60	33	93	4	4	540
328	310	638	20	634	259	632	50	34	84	8	8	540
716	1198	1914	64	11439	137		31	26	57	15	11	540
							32	34	67	7		540
474	468	942	131	889			35	24	59	6	5	540
2341	4405	6746	1081	2395	589		154	118	272	37	8	
1173	1847	2541	175	871	371		86	95	182	7	8	1332
394	944	1338	47	6854	88		29	29	29	13	5	540
395	371	766	22	945	126		26	15	41		7	540
846	836	1682		3			50	33	83	9	8	540
710	633	1343	6	2717			42	21	63	2		540
645	516	1161	5	1121		1121	52	46	98	8	9	540
287	439	726		350	116	1361	23	60	88			540
LOUISIANA												
371	1524	1895	260	1814	59		30	44	74			500
3087	4932	8019	3286	979	628	48	177	192	369	55	47	750

Table I—Directory of Community, Technical, and Junior Colleges

Institution	Location	Zip Code	Chief Executive Officer	Control Type	Enrollment: October 1986		Total
					Fulltime	Parttime	
Louisiana State U-Alexandria	Alexandria	71302-9633	James Firnberg	1	1043	856	1899
Louisiana State U-Eunice	Eunice	70535	Anthony Mumphrey	1	814	926	1740
Southern U at Shreveport	Shreveport	71107	Leonard C. Barnes	1	515	246	761

MAINE

Central Maine Voc Tech Inst	Auburn	04210	Nelson J. Megna	1	440	16	456
Eastern Maine Voc Tech Inst	Bangor	04401	Nathaniel J. Crowley, Jr.	1			1065
Kennebec Valley Voc Tech Inst	Fairfield	04937-0029	Barbara Woodlee	1	295	382	677
Northern Maine Voc Tech Inst	Presque Isle	04769	James C. Patterson	1	559	579	1138
Southern Maine Voc Tech Inst	South Portland	04106	Wayne H. Ross	1	1018	599	1617
University of Maine U of Maine-Augusta	Bangor Augusta	04401 04330	Arthur Johnson George P. Connick	1 1		2831	3369
U of Maine-Orono-U College	Bangor	04401	Charles R. MacRoy	1			1009
Washington Cnty Voc Tech Inst	Calais	04619	Ronald P. Renaud	1	172	428	600

MARYLAND

Allegany Community College	Cumberland	21502	Donald L. Alexander	1	1222	722	1944
Anne Arundel Community College	Arnold	21012	Thomas Florestano	1	2396	7641	10037
Catonsville Community College	Baltimore	21228	John Mack Kingsmore	1	1852	7085	8937
Cecil Community College	North East	21901	Robert L. Gell	1	233	1121	1354
Charles Cnty Community College	La Plata	20646	John M. Sine	1			4553
Chesapeake College	Wye Mills	21679	Robert C. Schleiger	1	424	1594	2018
Community College of Baltimore	Baltimore	21202	Joseph T. Durham	1	1499	3119	4618
Dundalk Community College	Dundalk	21222	Philip R. Day, Jr.	1	487	2508	2995
Essex Community College	Baltimore County	21237	John E. Ravekes	1	2391	6778	9169
Frederick Community College	Frederick	21701	Lee Betts	1	851	2304	3155
Garrett Community College	McHenry	21541	Stephen Herman	1			537
Hagerstown Junior College	Hagerstown	21740	Norman P. Shea	1	909	1603	2512
Harford Community College	Bel Air	21014	Alfred C. O'Connell	1	995	5266	4261
Howard Community College	Columbia	21044	Dwight A. Burrill	1	726	2804	3530
Montgomery College	Rockville	20850	Robert E. Parilla	1			
Montgomery College-Germantown	Germantown	20874	Stanley M. Dahman	1	471	2140	2611
Montgomery College-Rockville	Rockville	20850	Antoinette P. Hastings	1	4000	8929	12929
Montgomery College-Takoma Park	Takoma Park	20912	O. Robert Brown	1	929	2970	3899
Prince George's CC	Largo	20772	Robert I. Bickford	1	3450	8985	12435
Villa Julie College	Stevenson	21153	Carolyn Manuszak	2	712	429	1141
Wor-Wic Technical CC	Salisbury	21801	Arnold H. Maner	1	161	643	804

MASSACHUSETTS

Aquinas Junior College Milton	Milton	02186	Dorothy Mulcahy Oppenheim	3	305	210	515
Aquinas Junior College	Newton	02158	Margaret Joyce	2	148	35	183
Bay Path Junior College	Longmeadow	01106	Jeanette Tornow Wright	2	648	18	666
Becker Junior College	Worcester	01609	Lloyd H. Vanbuskirk	2			
Becker JC-Leicester	Leicester	01524	Lloyd H. Vanbuskirk	2			540
Becker JC-Worcester	Worcester	01609	Lloyd H. Vanbuskirk	2			530
Berkshire Community College	Pittsfield	01201	Jonathan M. Daube	1	1118	2013	3131
Bristol Community College	Fall River	02720	Eileen T. Farley	1	1862	2906	4768
Bunker Hill Community College	Boston	02129-2925	Harold E. Shively	1	2727	4158	6885
Cape Cod Community College	West Barnstable	02668	James F. Hall	1	1269	2486	3755
Catherine Laboure College	Boston	02124	Maureen St. Charles	3	205	328	533
Chamberlayne Junior College	Boston	02116	Thomas F. Wall	2	638	180	818
Dean Junior College	Franklin	02038	Richard E. Crockford	2	1093	1217	2310
Endicott College	Beverly	01915	Francis C. Gamelin	2	583	74	657
Fisher Junior College	Boston	02116	Scott A. Fisher	2			3401

Table I—Directory of Community, Technical, and Junior Colleges

Enrollment: October 1985			Minority Enrollment	Noncredit Enrollment	Total Degrees Awarded	Total Certificates Awarded	Faculty			Professional Staff	Administrative Staff	Annual Tuition Charges
Fulltime	Parttime	Total					Fulltime	Parttime	Total			
1165	872	2037	273	943	90		69	10	79	13	12	700
861	865	1726		300	116	3	47	35	82	9	12	920
536	223	759	28		31	1	61	2	63	28	7	700
MAINE												
425	4	429		1127	56	146	44	8	52	3	5	
553	1500	2053		995								
301	261	562			54	118	32	2	34		7	
561	549	1110		530	284	175	47	13	60		5	800
922	603	1525	9	6250								
620	2557	3177		1700	293		58	54	112	32	22	1413
		902										
180	676	856	10	1220		162	35		35		6	
MARYLAND												
1221	758	1979	24	5255	403	58	74	46	120	22	12	720
2181	7089	9270	1037	15645	598	109	181	313	494	74	32	
1984	7444	9428	1660	33200	711	300	197	170	367	83	44	660
261	1049	1310	67		72	22					5	600
669	3793	4462		673								
461	1561	2022	251	5429	92	43	36	59	95	1	15	540
2000	3847	5847	3220	10626	576	93	152	390	542	36	25	920
465	2776	3241	324	25277	179	90	52	152	204	12	32	720
2383	7324	9707	934	25300	686	61	178	284	462	34	21	704
827	2249	3076	174	5000	232	21	39	148	187		35	720
212	341	553										
887	1597	2484		6606	262	13	53	88	141		16	672
994	3312	4306	435	15000	341	97	78	131	209		30	
720	2660	3380	698	12700	203	67	50	173	223	44		980
488	2071	2559	313		92	5			34			1080
3977	8578	12555	3572		594	75			264			1080
997	3110	4107	2140		219	31			86			1080
3449	9332	12781	5730	16034	912	118	225	460	685	17	40	840
683	400	1083	188	56	228		27	91	118	22	16	3950
162	583	745	175	4618	82	34	24	42	66	1	14	600
MASSACHUSETTS												
348	5	353	12				22	3	25	17		4200
207	25	232			103		6	7	13		6	4700
645	19	664	33	910	250		21	9	30	13	7	5000
555	19	574										
571	36	607										
1250	1947	3197	77	264	374		77	41	118	7	28	
1934	2917	4851	193	5849	552	6	96	171	267	13	34	
2742	3867	6609	2286	235	547	21	136	195	331	24	48	708
1298	3198	4496	56	840	325		86	187	273	15	24	708
255	368	623	84	636	188	8	27	27	54	13	5	5800
			119	8	175	4	27	38	61	36	13	4590
1122	1187	2309			484		64	55	119		39	6420
582	56	638	20	230			38	24	62	31	65	6450
		3830										

Table I—Directory of Community, Technical, and Junior Colleges

Institution	Location	Zip Code	Chief Executive Officer	Control Type	Enrollment: October 1986		Total
					Fulltime	Parttime	
Franklin Institute of Boston	Boston	02116	Michael Mazzola	2			245
Greenfield Community College	Greenfield	01301	Theodore L. Provo	1	818	1443	2261
Holyoke Community College	Holyoke	01040	David M. Bartley	1	2193	2228	5121
Lasell Junior College	Newton	02166	Peter T. Mitchell	2	452	82	534
Massachusetts Bay CC	Wellesley Hills	02181	Roger A. Van Winkle	1			4360
Massasoit Community College	Brockton	02402	Gerard F. Burke	1	2767	3700	6467
Middlesex Community College	Bedford	01730	James E. Houlihan, Jr.	1	2090	507	2597
Mount Ida College	Newton Centre	02159	Bryan E. Carlson	2	808	120	928
Mount Wachusett CC	Gardner	01440	Arthur F. Haley	1	1169	1925	3094
Newbury College, Inc.	Boston	02115	Edward J. Tassinari	2	868	2648	3516
North Shore Community College	Beverly	01915	George Traicoff	1	2212	3894	6106
Northern Essex CC	Haverhill	01830	John R. Dimitry	1	2415	3485	5900
Quincy Junior College	Quincy	02169	O. Clayton Johnson	1	930	1037	1967
Quinsigamond Community College	Worcester	01606	Clifford S. Peterson	1	1408	2779	4187
Roxbury Community College	Boston	02115	Brunetta Wolfman	1	1507	947	2454
Springfield Technical CC	Springfield	01105	Andrew M. Scibelli	1	2472	3506	5978
Worcester Junior College	Worcester	01610	Edward P. Mattar, III	2	719	1335	2054
MICHIGAN							
Alpena Community College	Alpena	49707	Charles R. Donnelly	1	820	1166	1986
Bay De Noc Community College	Escanaba	49829-2511	Dwight E. Link	1	1005	826	1831
Bay Mills Community College	Brimley	49715	Martha McLeod	1			159
Charles Stewart Mott CC	Flint	48502	David G. Moore	1	2262	8102	10364
Davenport College of Business	Grand Rapids	49503	Donald W. Maine	2	2595	2210	4805
Delta College	University Center	48710	Donald J. Carlyon	1	3486	6854	10340
Glen Oaks Community College	Centreville	49032	Philip G. Ward	1			1294
Gogebic Community College	Ironwood	49938	Carl R. Bennett	1	739	661	1400
Grand Rapids Junior College	Grand Rapids	49503	Richard W. Calkins	1	3779	6716	10495
Henry Ford Community College	Dearborn	48128	Stuart M. Bundy	1			14595
Highland Park CC	Highland Park	48203	Comer Heath III	1	1233	771	2004
Jackson Community College	Jackson	49201	Clyde E. Letarte	1	1619	5078	6697
Kalamazoo Valley CC	Kalamazoo	49009	Marilyn J. Schlack	1	2012	5502	7514
Kellogg Community College	Battle Creek	49016	Paul R. Ohm	1	1318	3821	5139
Kirtland Community College	Roscommon	48653	Raymond D. Homer	1			1495
Lake Michigan College	Benton Harbor	49022-189 ^a	Anne E. Mulder	1	798	2706	3504
Lansing Community College	Lansing	48901	Philip J. Gannon	1	5052	15353	20405
Macomb Community College	Warren	48093	Albert L. Lorenzo	1	5364	25954	31318
Macomb CC-Center	Mt. Clemens	48044	Albert L. Lorenzo	1			7812
Macomb CC-South	Warren	48093	Albert L. Lorenzo	1			19204
Mid Michigan Community College	Harrison	48625	Eugene F. Schorzwann	1	718	1103	1821
Monroe Cnty Community College	Monroe	48161	Gerald D. Welch	1	866	2126	2992
Montcalm Community College	Sidney	48885	Donald C. Burns	1	530	1521	2051
Muskegon Community College	Muskegon	49442	John G. Thompson	1			5322
North Central Michigan College	Petoskey	49770	A. D. Shankland	1	1007	2057	1665
Northwestern Michigan College	Traverse City	49684	George T. Miller	1	490	1664	3154
Oakland Community College	Bloomfield Hills	48303-0812	R. Stephen Nicholson	1			
Oakland CC-Auburn Hills	Auburn Hills	48057	Christine Gram	1	1501	7209	8710
Oakland CC-Highland Lakes	Union Lake	48085	Ned A. Brodbeck	1	774	3421	4195
Oakland CC-Orchard Ridge	Farmington Hills	48010	Daniel A. Jaksen	1	1800	5291	7091
Oakland CC-Southeast	Royal Oak	48067	James R. Davis	1	1073	5606	6679
St. Clair County CC	Port Huron	48060	Richard L. Norris	1	1318	2291	3609
Schoolcraft College	Livonia	48152-2696	Richard W. McDowell	1	1868	6732	8600
Southwestern Michigan College	Dowagiac	49047	David C. Briegel	1	1186	1345	2531

Table I—Directory of Community, Technical, and Junior Colleges

Enrollment: October 1985			Minority Enrollment	Noncredit Enrollment	Total Degrees Awarded	Total Certificates Awarded	Faculty			Professional Staff	Administrative Staff	Annual Tuition Charges
Fulltime	Parttime	Total					Fulltime	Parttime	Total			
331	73	404		98								
923	1273	2196	53	690	305	23	66	22	88	18	26	708
2192	2617	4809	286	420	683	4	154	160	314	12	29	708
462		462	1		180	85	83	33	116	7	13	6339
2372	1989	4361										
2338	5132	7470		932	626	40	163	80	243	26	51	
		2428	121	1872	602	69	99	67	166	5	43	354
831	17	848	200	134	209		35	55	90	7	33	5800
1203	1871	3074	180	704	455	24	71	106	177	14	29	708
1114	2199	3313	1400									5200
1962	3740	5702	313	1826	601		133	105	238	33	57	708
2363	3791	6154	399	1656	724	90	131	83	214	19	40	708
976	1139	2115	172	1013	343	78	42	136	178	11	4	3650
1524	2991	4515		208	522	32	96	75	171	37	32	
2477	3294	5771	2177				74		74	7	35	354
565	1231	1796	789	354	758	35	184	109	293	39	40	
			115	770	145	69	27	142	169		118	6700
MICHIGAN												
740	1076	1816	71		217	60	49	66	115	13	18	600
1065	824	1889	58				42	64	106		21	800
35	141	176										
2292	7913	10205	1779	11276	766	233	196	150	346	19	52	768
2447	1914	4361	576		628	517	66	60	126	33	26	5454
3627	6647	10274	1047	7151	1208	74	204	291	495	70	59	798
369	799	1168										
774	555	1329	238	53	168	205	40	37	77			
3644	6145	9789	1115				206	144	350	14	24	1024
3075	12300	15375										
1263	598	1861	1917		247	58					15	
1666	4447	6113	900		559	116	113	315	428		35	1085
1913	6652	8565	1067	909	517	100	87	159	246	6	24	504
1193	3090	4283	444		457	95	85	169	254	11	47	552
505	921	2070		116								
854	2530	3384	498		272	15	54	150	204	5	37	
4650	14898	19548	2090		1374	224	196	950	1146		110	612
			1151	3858	2448	128	349	502	851		62	780
1708	5877	7588					113	154	267		24	780
3759	15130	18886					236	348	584		38	780
623	1224	1847	51	570	141	55	37	30	67		25	806
848	2053	2901		4334	328	102	54	97	151		23	
738	1106	1744					26	107	133	2	15	
1274	3396	4670		357								
526	1016	1542					31	62	93			648
1345	1673	3018	71	2413	334	38	95	73	168	35	5	
				4477							16	806
1440	7218	8658	781		489	26	74	135	209		5	806
673	3547	4220	130	397	410	19	39	50	89		4	806
1881	5539	7420	427	986	574	3	102	76	178		5	806
1037	5600	6637	1405	297	340	38	42	87	129		5	806
1424	2074	3498	85	843	349	95	95	79	174			720
1925	6449	8374	287	2886	765	100	137	232	369		37	847
1140	1341	2481	198	135	397	72	41	151	192	12	11	837

Table I—Directory of Community, Technical, and Junior Colleges

Institution	Location	Zip Code	Chief Executive Officer	Control Type	Enrollment: October 1986		Total
					Fulltime	Parttime	
Suomi College	Hancock	49930	Ralph J. Jalkanen	3	531	89	620
Washtenaw Community College	Ann Arbor	48106	Gunder A. Myran	1			8399
Wayne County Community College	Detroit	48226	Ronald J. Temple	1			10528
West Shore Community College	Scottsville	49454	William Anderson	1	456	657	1113
MINNESOTA							
Bethany Lutheran College	Mankato	56001	Marvin G. Meyer	3	265	26	291
Crosier Seminary JC	Cnamia	56359	Lyle M. Ehmke	3	9	7	16
Alexandria Voc Tech Institute	Alexandria	56308	Frank Starke	1	1482	255	1737
Minnesota CC System	St Paul	55101	Gerald W. Christenson	1			
Anoka-Ramsey Community College	Coon Rapids	55433	Neil Christenson	1	1609	2628	4237
Arrowhead CC Region	Grand Rapids	55744	Phillip J. Anderson	1			
Hibbing Community College	Hibbing	55746	Anthony Kuznik	1	590	504	1094
Itasca Community College	Grand Rapids	55744	Lawrence N. Dukes	1	683	412	1095
Mesabi Community College	Virginia	55792	Richard N. Kohlhasse	1	564	526	1090
Rainy River Community Cig	International Falls	56649	Karen Nagle	1	354	257	611
Vermilion Community College	Ely	55731	Jon Harris	1	456	519	975
Austin Community College	Austin	55912	James D. Flannery	1	453	494	947
Clearwater CC Region	Fergus Falls	56537	Alex Easton	1			
Brainerd Community College	Brainerd	56401	Sally Jane Ihne	1	542	446	988
Fergus Falls Community Cig	Fergus Falls	56537	Dan True	1	519	422	941
Northland Community College	Thief River Falls	56701	Allen Nichols	1	366	404	770
Inver Hills Community College	Inver Grove Heights	55075	Patrick Roche	1	1359	2786	4145
Lakewood Community College	White Bear Lake	55110	Jerry Owens	1	1111	2883	3994
Minneapolis Community College	Minneapolis	55403	Earl W. Bowman, Jr.	1			3073
Normandale Community College	Bloomington	55431	Dale A. Lorenz	1			6966
Northeast Metro Tech Institute	White Bear Lake	55110	Bill Warner	1			2900
North Hennepin CC	Brooklyn Park	55445	John F. Helling	1	1907	3005	4912
Rochester Community College	Rochester	55904	Geraldine A. Evans	1	1596	1557	3153
Willmar Area Voc Tech Inst	Willmar	56201	Ronald A. Erpelding	1	1185	100	1285
Willmar Community College	Willmar	56201	Harold G. Conradi	1	750	220	970
Worthington Community College	Worthington	56187	Joanne L. Pertz	1	374	356	730
University of Minnesota	Minneapolis	55455	Kenneth H. Keller	1			
U of MN Tech Cig-Crookston	Crookston	56716	Donald G. Sargeant	1	709	504	1213
U of MN Tech Cig-Waseca	Waseca	56093	Edward C. Frederick	1	805	344	1149
MISSISSIPPI							
Clarke College	Newton	39345	Lewis Nobles	3	116	12	128
Coshoma Junior College & AHS	Clarksdale	38614	McKirley C. Martin	1	1223	153	1376
Copiah-Lincoln Junior College	Wesson	39191	Billy B. Thames	1	1258	408	1666
East Central Junior College	Decatur	39327	Eddie M. Smith	1	769	177	946
East Mississippi JC	Scobba	39358	Clois Cheatham	1	617	493	1110
Hinds Junior College District	Raymond	39154	Clyde Muse	1			
Hinds Junior CD-Jackson	Jackson	39204	Terry J. Puckett	1	877	2249	3126
Hinds Junior CD-Raymond	Raymond	39154	Michael Rabalais	1	3147	2016	4163
Hinds Junior CD-Utica	Utica	39175	J. Louis Stokes	1	641	50	691
Holmes Junior College	Goodman	39079	Murray R. Thorne	1			1405
Itawamba Junior College	Fulton	38843	Winston O. Benjamin	1	1522	873	2395
Jones County Junior College	Ellisville	39437	Terrill T. Tisdale	1	2240	301	2541
Mary Holmes College	West Point	39773	Lee Nelson	3			345
Meridian Junior College	Meridian	39305	William F. Scaggs	1	1316	993	2309
Mississippi Delta JC	Moorhead	38761	J. T. Hall	1	1397	158	1555

Table I—Directory of Community, Technical, and Junior Colleges

Enrollment: October 1985			Minority Enrollment	Noncredit Enrollment	Total Degrees Awarded	Total Certificates Awarded	Faculty			Professional Staff	Administrative Staff	Annual Tuition Charges
Fulltime	Parttime	Total					Fulltime	Parttime	Total			
645	52	697	155		172		29	37	66	10	10	7000
1601	6486	8087										
3043	9171	12214		4154								
414	736	1150		1113	130	55	25	24	49		22	648

MINNESOTA

265	12	277	8		80	19	17	9	26	6	7	4140
13	4	17			7	7	12	12	24	2	3	2312
1524	229	1753	19	9500	78	669	94	11	105	1	11	1263
1516	2375	3891		205	439		85	77	162	8	12	1170
				2750	524	387	163	248	411		17	1272
544	552	1096	24		237	10	36	47	83	3	5	1193
618	689	1307	44	276	216	55	38	52	90	5	2	1272
580	594	1174	29	100	180	12	32	33	65	31	3	1272
357	235	592	144	357	62	53	23	16	39	4	3	1192
414	188	602	33	835	116	18						
438	481	919	6	587	188		33	28	61	4	4	1272
484	292	776	8		133		30	25	55	3	3	
453	279	732			128	52	27	31	58	1	2	1192
384	420	804	48		168		19	41	60	6	3	1272
1334	2668	4002	180	3745	447	30						954
1504	2545	4049	169		422		85	59	144	8	11	1193
1317	1676	3123		5497	312	47	94	38	132	12	11	1170
2953	3400	6353		7702								
			104		527	8	98	79	177	25	8	954
1675	1529	204	99		488	14	94	37	131	2	13	1192
1277	138	1115	36									
729	193	922		1478	202		30	34	64	5	4	1193
393	390	783	8	185	92	25		27	52	1	3	1192
737	400	1137	22		191		50	24	74	26	12	1500
801	347	1148	2		165		40	19	59	4	11	1683

MISSISSIPPI

102	31	133	19	7	26		12	11	23	8	3	2400
1043	399	1442	32	266	114	107	57	7	64	3	15	600
1185	378	1563	457	593	184	91	76	36	112	20	16	550
737	115	852	342	433	110	95	40	6	46	14	12	570
585	354	939	235	605	127	88	57	69	126	13	9	500
962	2175	3137	1293	496			132	150	282	5	27	560
3231	641	3872	1206	91	578	373	173	35	208	10	10	560
603	36	639	638	232	58	75	55	2	57	10	10	560
793	404	1197		639								
1517	798	2315	452	4463	322	37	115	10	125	13	20	600
2003	359	2362			281	206	115	4	179		17	268
353	11	364										
1206	1162	2368	548	12480	243	70	107	20	127		19	600
1353	149	1502	649	2024	160	195	84	29	113	16	19	550

Table I—Directory of Community, Technical, and Junior Colleges

Institution	Location	Zip Code	Chief Executive Officer	Control Type	Enrollment:		Total
					October 1986	October 1986	
					Fulltime	Parttime	
Mississippi Gul. Coast JC	Perkinston	39573	Barry L. Mellinger	1			
MGCJC-Jackson County	Gautier	39553	Curtis L. Davis	1	1511	722	2233
MGCJC-Jefferson Davis	Gulfport	39501	Glen W. Cadle	1			2087
MGCJC-Perkinston	Perkinston	39573	Clyde E. Strickland	1	917	56	973
The Northeast Mississippi JC	Booneville	38829	Harold T. White	1	2204	300	2504
Northwest Mississippi JC	Senatobia	38668	David Haraway	1	2251	953	3204
Pearl River Junior College	Poplarville	39470	Ted J. Alexander	1			1648
Phillips Junior College	Gulfport	39507	Dennis Dollar	4			478
Southwest Mississippi JC	Summit	39665	Horace C. Holmes	1	1007	307	1314
Wood Junior College	Mathiston	39752	Felix A. Sutphin	3	299	160	459

MISSOURI

Cottey College	Nevada	64772	Helen R. Washburn	2	340	8	348
Crowder College	Neosho	64850	Kent Farnsworth	1	709	657	1366
East Central College	Union	63084	Fred E. Davis	1	1055	1853	2908
Jefferson College	Hillsboro	63050	B. Ray Henry	1	1545	1944	3289
Kemper Military School and Cig	Boonville	65233	Roger D. Harms	2	158	12	170
The Metropolitan CC	Kansas City	64111	William J. Mann	1			
Longview Community College	Lee's Summit	64063	Aldo W. Leker	1	1519	4057	5576
Maple Woods Community College	Kansas City	64156	Stephen R. Brainard	1	745	1962	2707
Penn Valley Community College	Kansas City	64111	Andrew V. Stevenson	1	1349	2353	3702
Pioneer Community College	Kansas City	64127	Zelema Harris	1	71	733	804
Mineral Area College	Flat River	63601	Dixie A. Kohn	1	906	1173	2079
Moberly Area Junior College	Moberly	65270	Andrew Komar, Jr.	1	632	550	1182
St. Charles County Comm Cig.	St. Charles	63084	Donald D. Shook	1			
St. Louis Community College	St. Louis	63110	Michael E. Crawford	1			
St. Louis CC-Florissant Valley	St. Louis	63135	David A. Harris	1	2272	8111	10383
St. Louis CC-Forest Park	St. Louis	63110	Vernon O. Crawley	1	1490	4647	6137
St. Louis CC-Meramec	St. Louis	63122	Ralph R. Doty	1	3359	8741	12100
St. Mary's College of O'Fallon	O'Fallon	63366	Patricia C. Hahn	3	125	420	545
State Fair Community College	Sedalia	65301	Marvin Fielding	1	770	738	1508
Three Rivers Community College	Poplar Bluff	63901	Jack L. Bottenfield	1	932	646	1578
Trenton Junior College	Trenton	64683	Donald Gatzke	1	374	414	788
Wentworth Military Academy	Lexington	64067	J. M. Sellers, Jr.	2	168	123	291

MONTANA

Blackfeet Community College	Browning	59417	Gordon Belcourt	2	216	49	265
Dawson Community College	Glendive	59330	Donald H. Kettner	1	340	249	589
Dullknife Memorial CC	Lame Deer	59043	Art McDonald	2	95	115	210
Flathead Valley CC	Kalispell	59901	Howard L. Fryett	1	558	1446	2004
Miles Community College	Miles City	59301	Judson H. Flower	1	319	398	717
Salish Kootenai College	Pablo	59855	Joseph F. McDonald	2	289	237	526

NEBRASKA

Central Community College	Grand Island	68802	Joseph W. Pruesser	1			
Central CC-Grand Island	Grand Island	68802	Donald J. Nelson	1	212	1705	1917
Central CC-Hastings	Hastings	68901	Carl Rolf	1	687	817	1504
Central CC-Platte	Columbus	68601	Peter D. Rush	1	444	1535	1979
Metropolitan Technical CC	Omaha	68103	J. Richard Gilliland	1	1641	5194	6835
Mid-Plains Technical CC Area	North Platte	69101	William G. Hasemeyer	1			
McCook Community College	McCook	69001	Harold Deselms	1	337	617	954
Mid-Plains Community College	North Platte	69101	Kenneth L. Aten	1	707	1354	2061
Northeast Technical CC	Norfolk	68701	Robert P. Cox	1	1040	1254	2294

Table I—Directory of Community, Technical, and Junior Colleges

Enrollment: October 1985			Minority Enrollment	Noncredit Enrollment	Total Degrees Awarded	Total Certificates Awarded	Faculty			Professional Staff	Administrative Staff	Annual Tuition Charges
Fulltime	Parttime	Total					Fulltime	Parttime	Total			
1534	708	2242		2657	821		282	85	367		85	530
1831	1840	3671		2003	327	75	99	54	153			600
840	63	903		301								
2169	266	2435	273	128	110	8	57	5	62		15	644
				1807	292	31	103	9	117	21	13	490
2488	1115	3603		2130	325	151						754
1508	160	1668										
940	193	1133	307	15	113	75	44	13	57	8	6	500
293	142	435	57		43		16	14	30	3	6	1600
MISSOURI												
344	5	349	10		106		30	3	33	11	4	2400
686	595	1281					57	36	93	4	6	480
1015	1463	2478	16	750	197	106	63	66	129	14	5	600
1332	2000	3332	78	8545	363	250	101	54	155	23	14	495
122	15	137	56		33	1	2	17	19	1	6	5600
1347	4065	5412		1496	427	12	73	162	235		6	576
689	1851	2540		1017	203	25	45	74	119		5	576
1409	3358	4767		3674	357	34	93	124	217		6	576
64	641	705		1277	4		17	57	74		7	576
821	1099	1920			169	41						
571	543	1114	144	641	149	145	29	29	58	12	5	420
2442	8156	10598	2049	14186	783	33	155	303	458	35	17	735
										28	18	
1665	4791	6456	2634	9320	528	95	133	315	448	33	23	735
3552	8227	11779	411	16490	776	86	182	396	578	28	21	735
99	423	522	12	16	94	23	14	37	51	6	4	3210
707	909	1616	75	61	168	58	52	33	85	9	7	402
818	711	1529	12	222	172	16	58	46	104	11	4	540
363	374	737	23		84	53	25	33	58	3	4	452
174	104	278	31		54	1	15	30	45	5	11	5300
MONTANA												
203	46	249	248	37	22	58	10	18	28	6	15	810
320	396	786		63	82	28	21	23	44	14	14	
86	44	130	165	1	18		9	10	19	2	7	540
554	1477	2031		543	110		34	100	134		15	396
329	391	720	16	80	106	30	23	28	51	4	7	300
187	466	653	367		19	16	20	39	59		6	792
NEBRASKA												
198	1856	2054		1980	28	128	15	572	587	5	2	630
719	1478	2197		641	82	284	67	251	318	20	3	630
393	1438	1831		979	104	113	33	336	369	11	3	630
1609	4938	6547	1	14376	328	201	112	245	357	23	29	787
270	574	844	11	1190	117	5	71	180	251	3	11	570
634	1270	1904	55	1005	107	132	49	119	168	1	8	570
1072	1263	2335	6	13934	303	140	74	32	106	32	11	492

Table I—Directory of Community, Technical, and Junior Colleges

Institution	Location	Zip Code	Chief Executive Office	Control Type	Enrollment:		Total
					Fulltime	Parttime	
Southeast Community College	Lincoln	68520	Robert S. Eicher	1			
Southeast CC-Beatrice	Beatrice	68310	Kenneth Shibata	1	294	106	400
Southeast CC-Lincoln Campus	Lincoln	68520	Jack J. Huck	1	1469	2640	4109
Southeast CC-Milford	Milford	68405	Thomas C. Stone	1	906	4	910
U of NE School of Tech Ag	Curtis	69025	Bill J. Siminoe	1	158	98	256
Western Technical CC Area	Scottsbluff	69361	John N. Harms	1			
Nebraska Western College	Scottsbluff	69361	John N. Harms	1	616	1155	1771
Western Nebraska Tech College	Sidney	69162	Gary Lund	1	209	425	634
York College	York	68467	Gary R. Bartholomew	3			352

NEVADA

University of Nevada System	Reno	89509	Robert M. Bersi	1			
Clark County Community College	North Las Vegas	89030	Paul E. Meacham	1	1036	10727	11763
Northern Nevada CC	Elko	89801	William J. Berg	1	130	1872	2002
Truckee Meadows CC	Reno	89512	John Gwaltney	1	878	7092	7970
Western Nevada CC	Carson City	89701	Anthony Calabro	1	562	3398	3960

NEW HAMPSHIRE

New Hampshire Technical Inst	Concord	03301	David E. Larrabee, Sr.	1	726	1081	1807
NH Voc Tech College-Berlin	Berlin	03570	Larry B. Twitchell	1	247	87	334
NH Voc Tech College-Clairemont	Clairemont	03743	Roland V. Stoodley, Jr.	1	188	78	266
NH Voc Tech College-Laconia	Laconia	03246	George M. Strout	1	213	375	588
NH Voc Tech College-Manchester	Manchester	03102	Richard E. Mandeville	1	450	1052	1502
NH Voc Tech College-Nashua	Nashua	03063	Robert E. Bloomfield	1			271
NH Voc Tech College-Stratham	Stratham	03885	Charles H. Green	1	207	528	735
White Pines College	Chester	03036	Faith Preston	2			54

NEW JERSEY

Atlantic Community College	Mays Landing	08330	Robert Hughey	1	870	3079	3949
Bergen Community College	Paramus	07652	Jose Lopez-Isa	1	3846	7067	10913
Brookdale Community College	Lincroft	07738	Robert A. Barringer	1	2873	7700	10573
Burlington County College	Pemberton	08068	Robert Messina	1	1381	4498	5879
Camden County College	Blackwood	08012	Otto R. Mauke	1	2779	5348	8127
County College of Morris	Randolph	07859	Edward J. Yaw	1	3854	6203	10057
Cumberland County College	Vineland	08360	Philip S. Phelon	1	838	1524	2232
Essex County College	Newark	07102	A. Zachary Yamba	1	2692	2854	5545
Gloucester County College	Sewell PO	08080	Richard H. Jones	1			3508
Hudson Cnty Community College	Jersey City	07306	Joseph J. Bulmer	1	2036	1152	3188
Mercer Cnty Community College	Trenton	08690	John P. Hanley	1	2523	6204	8727
Middlesex County College	Edison	08818	Flora Mancuso Edwards	1	3866	6579	10445
Ocean County College	Toms River	08753	Milton Shaw	1	2320	3322	5642
Passaic County CC	Paterson	07509	Kenneth E. Wright	1	864	1862	2726
Salem Community College	Carneys Point	08069	William Wenzel	1			1001
Somerset County College	Somerville	08876	S. Charles Irace	1	1336	3398	4734
Sussex Cnty Community College	Sparta	07971	William A. Connor	1			1776
The Berkeley School-Garret	Little Fall	07424	Jack R. Jones	4	551	179	730
Union County College	Cranford	07016	Derek N. Nunney	1	3221	5159	8380
Warren Cnty Community College	Washington	07882	Byron L. Rinehimer, Jr.	1	340	690	1009

NEW MEXICO

Albuquerque Tech Voc Inst	Albuquerque	87106	Louis E. Saavedra	1	2235	2546	4781
Eastern New Mexico University	Portales	88130	Loyd R. Hughes	1			
Eastern New Mexico U-Clovis	Clovis	88101	Jay Gurley	1	452	1868	2320

Table I—Directory of Community, Technical, and Junior Colleges

Enrollment: October 1985			Minority Enrollment	Noncredit Enrollment	Total Degrees Awarded	Total Certificates Awarded	Faculty			Professional Staff	Administrative Staff	Annual Tuition Charges
Fulltime	Parttime	Total					Fulltime	Parttime	Total			
350	85	435	12	9595	117	10	30	10	40	5	5	
1447	2281	3728	150	1080	427	275	102	185	287	14	13	696
850	4	854	9	11508	529		82	1	83	7	9	696
220	54	274		904			27		27			928
												780
573	836	1409	122	483	134	37	43	1	49	10	10	0
165	161	326	41	163	44	43	23	0	23	5	6	528
346	41	387									4	3150
NEVADA												
1081	8948	10029	1987	1237	494	52	82	430	512	26	20	
125	1803	1928		137	44	16	25	148	173		6	600
866	6517	7383	940		263	26	52	352	411	20	16	
672	2688	3360	365		115	15	44	180	224	5	4	
NEW HAMPSHIRE												
745	1448	2193	9	2097	294	18	82	33	115	10	14	1550
238	15	253					47	7	54	2	7	1450
214	46	260	2	300	63	21	41	4	45		5	1450
170	9	179	2	452	79		21	57	78	3	4	1450
488	773	61	3	1184	164	26	40	87	127	9	5	1450
267	832											
240	580		12	715	91	50	29	44	73		9	1450
51	139			26								
NEW JERSEY												
1370	2935	4305	748	3600	328	8	82	108	190	57	58	841
3804	7204	11008	1510	10400	873	74	233	276	509		27	825
2896	8077	10973	1060	22000	1006	26	189		189		99	872
1534	4435	5969	1111	800	437	20	84	120	204	18	33	800
2713	5417	8130	1028				89	238	327		15	750
3896	6330	10226	738	3000			193	218	412			825
814	1543	2357	460		198		42	59	101	12	17	825
2754	2253	5007	3993				71		71		67	890
		3382		2564	357	31	68	71	139	6	19	825
2081	1284	3365		337	200	19	190		190	38	16	
2581	6272	8853	1605	11674	707	143	125	201	326	95	22	750
4088	6411	10499	1670	15025	1046	53	204	213	417	54	41	780
2320	3218	5538	263	6410	600	30	97	137	234	7	52	825
1260	1680	2940	2056	1336	112	5	58	103	161	25	37	816
494	588	1082										
1364	3299	4663	329		413		85	132	217	6	48	825
673	1561	2234										
			112		287	125	14	21	35	4	5	5550
3580	4815	8395	2224		708	195	183	178	361	61	22	750
275	692	967		218				54	54	4	4	825
NEW MEXICO												
			2456	5612		2326	195	402	597	14	20	
399	1692	2091		314	103	66	31	60	91	17	5	384

Table I—Directory of Community, Technical, and Junior Colleges

Institution	Location	Zip Code	Chief Executive Officer	Control Type	Enrollment: October 1986		Total
					Fulltime	Parttime	
Eastern New Mexico U-Roswell	Roswell	88202-6000	Loyd R. Hughes	1	569	780	1349
Inst of American Indian Art	Santa Fe	87501	Carol Baker	1	135	21	156
Luna Vocational Technical Inst	Las Vegas	87701	Samuel F. Vigil	3			1184
New Mexico Junior College	Hobbs	88240	Robert A. Anderson, Jr.	1	737	1891	2628
New Mexico Military Institute	Roswell	88201	Gerald Childress	1	426		426
New Mexico State University	Las Cruces	88003	James E. Halligan	1			
New Mexico State U-Alamogordo	Alamogordo	88310	Charles R. Redinger	1	402	1139	1541
New Mexico State U-Carlsbad	Carlsbad	88220	Sheiton W. Malloy	1	310	592	902
NCW Mexico State U-Dona Ana	Las Cruces	88003	James L. McLain	1	107	518	625
New Mexico State U-Grants	Grants	87020	William E. Sailer	1	169	336	505
Northern New Mexico CC	El Rito	87530	Sigfredo Maestas	1	503	558	1061
San Juan College	Farmington	87401	James C. Henderson	1	753	1855	2608
Santa Fe Community College	Santa Fe	87502-4187	William C. Witter	1	177	1823	2000
University of New Mexico	Albuquerque	87131	Gerald W. May	1			
U of New Mexico-Gallup	Gallup	87301	John M. Phillips	1			1332
U of New Mexico-Los Alamos	Los Alamos	87544	Virginia Highbie	1	94	832	926
NEW YORK							
College of Aeronautics	Flushing	11371	George W. Brush	2	1068	249	1317
Bramson Ort Tech Institute	New York	10010	Howard J. Friedman	2	45	56	101
Cazenovia College	Cazenovia	13035	Stephen M. Schneeweiss	2	823	14	837
City University of New York (CUNY)	New York	10021	Joseph S. Murphy				
Borough of Manhattan CC	New York	10007	Augusta Souza Kappner	1	7138	5443	12581
Bronx Community College	Bronx	10453	Roscoe C. Brown, Jr.	1			6146
Hostos Community College	Bronx	10451	Adriana Garcia de Aldridge	1	3817	512	4329
Kingsborough Community College	Brooklyn	11235	Leon M. Goldstein	1	6300	5900	12200
LaGuardia Community College	Long Island City	11101	Joseph Shenker	1			7792
New York City Tech College	Brooklyn	11201	Ursula Schwerin	1	6022	4345	10367
Queensborough CC	New York	11364	Kurt R. Schmeller	1	5335	5559	10894
Elizabeth Seton College	Yonkers	10701	Mary Ellen Brosnan, S.C.	2	798	289	1087
Hilbert College	Hamburg	14075	Edmunnette Paczesny	2	398	249	647
Junior College of Albany	Albany	12208	Sally Lawrence	2	646	99	745
Lab Inst of Merchandising	New York	10022	Adrian G. Marcuse	4	274	2	276
Maria College	Albany	12208	Laureen A. Fitzgerald	2			1030
Maria Regina College	Syracuse	13208	Stella Maris O.S.F.	2	141	414	555
Mater Dei College	Ogdensburg	13669	Robert H. Aucoin	3	475	131	606
Paul Smith's Clg of Arts & Sci	Paul Smiths	12970	Harry K. Miller, Jr.	2	673	9	702
SUNY St. U. of New York	Albany	12246	Clifton R. Wharton, Jr.	1			
SUNY Ag & Tech Clg-Alfred	Alfred	14802	John O. Hunter	1	3343	258	3601
SUNY Ag & Tech Clg-Canton	Canton	13617	Earl W. MacArthur	1	1806	398	2204
SUNY Ag & Tech Clg-Cobleskill	Cobleskill	12043	Cornelius V. Robbins	1	2611	206	2817
SUNY Ag & Tech Clg-Delhi	Delhi	13753	Seldon M. Kruger	1	2109	267	2376
SUNY Ag & Tech Clg-Farmingdale	Farmingdale	11735	Frank A. Cipriani	1	5454	6071	11525
SUNY Ag & Tech Clg-Morrisville	Morrisville	13408	Donald G. Butcher	1	2596	626	3222
Adirondack Community College	Glens Falls	12801	Gordon C. Blank	1	1172	1612	2784
Broome Community College	Binghamton	13902	Donald W. Beattie	1	3323	2855	6178
Cayuga Cnty Community College	Auburn	13021	Lawrence Poole	1	1382	1315	2697
Clinton Community College	Plattsburgh	12901	Jay E. Fennell	1	794	855	1649
Columbia-Greene CC	Hudson	12534	Robert K. Luther	1	604	884	1488
CC of The Finger Lakes	Canandaigua	14424	Charles J. Meder	1	1518	1696	3214
Corning Community College	Corning	14830	Donald H. Hangen	1	1704	1250	2954
Dutchess Community College	Poughkeepsie	12601	Jerry A. Lee	1	2627	3709	6336
Erie Community College	Buffalo	14203	Louis Ricci	1			

Table I—Directory of Community, Technical, and Junior Colleges

Enrollment: October 1985			Minority Enrollment	Noncredit Enrollment	Total Degrees Awarded	Total Certificate ^s Awarded	Faculty			Professional Staff	Administrative Staff	Annual Tuition Charges
Fulltime	Parttime	Total					Fulltime	Parttime	Total			
601	805	1406			141	24	46	40	86	18	5	384
143	10	153		2	20	27	20	2	22	4	7	
1289	1097	2386										
736	2155	2891	423	4710	144	57	142	57	199	17	20	300
392		392	165		110		87	1	88	10	31	450
445	1134	1579					24	58	82	8	3	432
282	684	966	159	5	54	1	24	24	24	7	6	336
123	480	603		944	95	85	21	12	33	13	5	384
		512	276		19	18	13	27	40	3	4	432
			861	152	78	93	44	39	83	7	16	584
750	1768	2518	892	3615	74	82	59	86	145	22	8	360
183	1593	1776	1042	5404	29	8	36	109	145	11	15	360
424	1023	1447		490								
101	901	1002	212	2500	18	6		102	102	13	8	384
NEW YORK												
1158	248	1406					56	12	68	7	12	
78	88	166			20	12	6	6	12	4	1	
794	13	807	34		308		37	52	89	7	25	5650
7340	5286	12626		2228	1026							
3973	529	6856		543								
		4502	4285		302		145	197	342	14	63	1225
6303	1306	11534	5000	4000	1326		269	307	576	106		1225
		7609		12996								
		11145			1220	30	449		449	94		1250
5983	6915	12896	3737	2967	1306	221	403	349	752	27	89	1225
849	294	1143	670	615	209	100	31	100	131	14	15	4350
463	247	709			168	4	23	29	52	12	8	3860
		1099										
258	2	260	58		85		5	32	37	6		5600
		1040										
178	379	557	21		102		17	21	38	5	17	2900
445	162	607	100				28	46	74	36	6	2900
676	44	720	13		277		62	11	73	4	39	5300
3544	259	3803	138	600	1202		212	8	220	79	20	
1932	311	2243		157	601	63	112	6	118	45	23	
2548	155	2703	89	1141	857	4	142	17	159	50	29	
2156	222	2378	178	231			124	3	127			
5902	6073	11975	1469	463			292	259	551	111	28	
2526	540	3066	207		572	9	128	31	159	50	26	1350
		2687		2500	400	34	85	48	133	9	22	1120
3287	2899	6186	260	5215	1079	23	218	235	453	101		1050
1423	1363	2786	118	1549	413	29	84	72	156	5	13	1200
772	781	1553		445	161	5	34	92	126	14	15	1100
1470	1641	1569	46	1356	138	7	42	40	82	28	30	1180
1854	1112	3111	53	3484	502	34	79	136	215	45	10	1296
		2966	132	1251	647	39	105	10	115	22	36	1350
		6591	764	11453	817	6	145	287	432	35	29	1250

Table I—Directory of Community, Technical, and Junior Colleges

Institution	Location	Zip Code	Chief Executive Officer	Control Type	Enrollment: Octo' or 1986		Total
					Fulltime	Parttime	
Erie Community College-City	Buffalo	14203	Manning Fogan	1	2023	971	2994
Erie Community College-North	Williamsville	14221	Janice M. Karlen	1	3053	2321	5374
Erie Community College South	Orchard Park	14127	John Rydzik	1	1685	1613	3298
Fashion Inst of Technology	New York	10001	Marvin J. Feldman	1	3967	7756	11723
Fulton-Montgomery CC	Johnstown	12095	John G. Boshart	1	967	730	1697
Genesee Community College	Batavia	14020	Stuart Steiner	1	1722	898	2620
Herkimer County CC	Herkimer	13350	Ronald F. Williams	1	1496	545	2041
Hudson Valley CC	Troy	12180	Joseph J. Bulmer	1	5144	3171	8315
Jamestown Community College	Jamestown	14701	Paul A. Benke	1	1738	2025	3763
Jefferson Community College	Watertown	13601	John T. Henderson	1	948	922	1870
Mohawk Valley CC	Utica	13501	Michael I. Schafer	1	3523	2623	6146
Monroe Community College	Rochester	14623	Peter A. Spina	1	5758	6108	11866
Nassau Community College	Garden City	11530	Sean A. Fanelli	1	10596	8812	19408
Niagara County CC	Sanborn	14132	Donald J. Donato	1	2697	1531	4228
North Country CC	Saranac Lake	12983	David W. Petty	1	747	853	1600
Onondaga Community College	Syracuse	13215	Bruce Leslie	1	3208	3907	7115
Orange County CC	Middletown	10940	William F. Messner	1	2002	2931	4933
Rockland Community College	Suffern	10901	F. Thomas Clark	1	4733	4267	9000
Schenectady County CC	Schenectady	12305	Peter F. Burnham	1	1266	1724	2990
Suffolk Cnty Community College	Seiden	11784	Robert T. Kreiling	1	6750	10879	17629
Sullivan County CC	Loch Sheldrake	12759	John F. Walter	1	1294	488	1782
Tompkins-Cortland CC	Dryden	13053	Eduardo F. Marti	1	1164	1656	2820
Ulster Cnty Community College	Stone Ridge	12484	Robert T. Brown	1	1478	1629	3107
Westchester Community College	Valhalla	10595	Joseph N. Hankin	1	3212	4281	7493
Villa Maria College of Buffalo	Buffalo	14225	Marcella M. Garus	2	483	412	895
Trocaire College	Buffalo	14220	Mary Carmina Coppola	2	438	163	601
NORTH CAROLINA							
Anson Technical College	Ansonville	28007	Edwin R. Chapman	1	238	540	778
Asheville-Buncombe Tech Clg	Asheville	28801	Harvey L. Haynes	1	1095	1752	2847
Beaufort County CC	Washington	27889	James P. Blanton	1	486	878	1364
Bladen Technical College	Dublin	28332	Lynn G. King	1	335	247	582
Blue Ridge Technical College	Flat Rock	28731	William D. Killian	1	479	744	1223
Brevard College	Brevard	28712	William T. Greer, Jr.	3	575	18	593
Brunswick Technical College	Supply	28462	Joseph B. Carter	1	236	422	658
Caldwell CC & Tech Institute	Hudson	28638	Eric B. McKeithan	1	737	1690	2427
Cape Fear Technical Institute	Wilmington	28401	E. Thomas Satterfield, Jr.	1	985	1585	2570
Carteret Technical College	Morehead City	28557	Donald W. Bryant	1	470	790	1260
Catawba Valley Technical Clg	Hickory	28601	Robert E. Paap	1	876	1753	2629
Central Carolina Technical Clg	Sanford	27330	Marvin R. Joyner	1	967	922	1889
Central Piedmont CC	Charlotte	28235	Ruth G. Shaw	1	3981	13563	17544
Chowan College	Murfreesboro	27855	Bruce E. Whitaker	3	879	9	888
Cleveland Technical College	Shelby	28150	James B. Petty	1	443	899	1342
Coastal Carolina CC	Jacksonville	28540	James L. Herderson, Jr.	1	1338	2022	3360
College of The Albemarle	Elizabeth City	27909	Jesse P. Chesson, Jr.	1	649	831	1480
Craven Community College	New Bern	28560	Thurman E. Brock	1	749	1271	2020
Davidson County CC	Lexington	27292	J. Bryan Brooks	1	860	1598	2458
Durham Technical CC	Durham	27703	Phail Wynn, Jr.	1	1095	3269	4364
Edgecombe Technical College	Tarboro	27886	Charles B. McIntyre	1	445	940	1385
Fayetteville Tech Institute	Fayetteville	28303	R. Craig Allen	1	2852	3432	6284
Forsyth Technical College	Winston Salem	27103	Bob H. Greene	1	1562	2108	3670
Gaston College	Dallas	28034	W. Wayne Scott	1	1259	1853	3112
Guilford Technical CC	Jamestown	27282	Ray Needham	1			6247

Table I--Directory of Community, Technical, and Junior Colleges

Enrollment: October 1985			Minority Enrollment	Noncredit Enrollment	Total Degrees Awarded	Total Certificates Awarded	Faculty			Professional Staff	Administrative Staff	Annual Tuition Charges
Fulltime	Parttime	Total					Fulltime	Parttime	Total			
2210	867	3077	945	795	345	12	101	88	189	22	3	1180
3289	2403	5692	271	779	865	13	214	72	286	17	4	1180
1619	1788	3407	117	415	368	41	100	36	136	20	5	1180
4025	7088	11113										
1018	730	1748		2150	302	72	68	86	154		9	1150
1613	1015	2628	77	6880	453	3	66	128	194	50	16	1200
1528	461	1989	30	1154	489	26	77	14	91	17	24	1060
5332	2960	8292	125	2000	1573	13	282	84	366	9	71	1180
1485	2321	3806		11181	607	2	122	86	208		9	1200
1045	830	1875	45		345	40	55	66	121	19	6	1300
3767	2765	6532										
5479	6207	11686	1319	8818	1713	97	283	370	653	34	79	1280
11380	9299	20679	2717	2768	2972	82	530	473	1003	140	32	1330
2712	1558	4270	230	30807	666	56	122	137	259	34	18	130
821	834	1655	73	5290	212	99	47	125	177	25	4	2500
3114	3859	6973	261	5503	863	61	200	357	557	8	38	1300
2132	3042	5174	229	3117	658	31	143	131	274	28	4	1252
3946	3996	7942	1497	4290	813	24	159	310	469	150	55	1128
1306	1762	3068		412	413		57	100	157	26	10	1100
6807	11308	18115		6000	2026	146	401	487	888		101	1260
1305	390	1695		330			62	35	97	35	11	1350
1365	1579	2944	123	390	368	13	59	6	65	32	25	1250
1571	1600	3171		7397	433	89	93	97	190	47		1300
3527	3986	7513	1533	4584	681	57	172	230	402	56	27	1350
507	502	1009	63	58	245	32	27	23	50	8	24	3550
530	153	611		23	142	17	39	39	78	35	12	1525
NORTH CAROLINA												
203	639	842	249	6150	21	40	61	76	137	15	7	264
787	1151	1938	214	17147	279	141	82	216	298	18	8	264
458	898	1356	284		67	45						264
314	218	532	221	2349	25		23	35	58	8	12	198
496	748	1244	40	10020	76	48	38	122	160	11	7	264
648	36	684	52		138	9	41	19	60	10	11	3230
236	422	658	40	3205	17	45	21	31	52	12	6	264
717	1632	2349	107	3645	169		60	132	192	21	11	198
911	1264	2175	499	4790	136	132	71	90	161	16	25	198
424	770	1194	123	5672	53	42	33	101	134	3	12	207
905	1627	2532	133	6086	283	37	67	177	244	20	12	264
932	1392	2324	415	722	293	105	81	85	166	19	10	264
3828	13128	16956	3641	21402	753	190	264	865	1129	84	65	264
949	14	963	209		139	5	56	10	66			2550
605	954	1559	267	6891	134	81	43	44	87	14	10	198
1357	2038	3395	775	21320	339	46	101	51	152	29	9	213
688	878	1566	300	7607	181	55	50	46	96	20	12	264
759	1658	2417	446	9622	133	54				25		264
1079	1216	2295	201	8836	214	30	74	75	149	22	9	198
1115	2787	3902	1775	12000			70	130	200	42	9	264
5007	2289	1304	629				44	108	152	14	8	264
1467	2210	7296	2284	54300	485	241	170	175	345	70	25	198
1351	2090	3170	835	6000	319	224	100	94	194	24	15	153
		3441	299		393		99	208	307	16	10	198
		5528	1341	9347	436	222	138	422	560	52	14	264

Table I—Directory of Community, Technical, and Junior Colleges

Institution	Location	Zip Code	Chief Executive Officer	Control Type	Enrollment: October 1986		Total
					Fulltime	Parttime	
Halifax Community College	Weldon	27890	Phillip W. Taylor	1	576	475	1051
Haywood Technical College	Clyde	28721	Joseph H. Nanney	1	663	438	1101
Isothermal Community College	Spindale	28160	Willard L. Lewis, III	1	539	1798	2337
James Sprunt Community College	Kenansville	28349-0398	Carl D. Price	1	478	290	768
Johnston Technical College	Smithfield	27577	John L. Tart	1			1982
Lees-McRae College	Banner Elk	28604	Bradford L. Crain	3	674	5	679
Lenoir Community College	Kinston	28501	Jesse L. McDaniel	1	987	1207	2194
Louisburg College	Louisburg	27549	J. Allen Norris, Jr.	3	746	58	804
Martin Community College	Williamston	27892	Walter Travis Martin	1			800
Mayland Technical College	Spruce Pine	28777	Virginia Foxx	1	370	348	718
McDowell Technical College	Marion	28752	Robert M. Boggs	1	36	298	661
Mitchell Community College	Statesville	28677	Charles C. Poindexter	1	598	841	1439
Montgomery Technical College	Troy	27371	Benny B. Hampton	1	242	274	516
Montreat-Anderson College	Montreat	28757	Silas M. Vaughn	3	365	2	367
Nash Technical College	Rocky Mount	27801	J. Reid Parrott	1	412	1264	1676
Pamlico Technical College	Grantsboro	28529	Paul W. Johnson	1	73	83	156
Peace College	Raleigh	27604	David Frazier	3	472	17	489
Piedmont Technical College	Roxboro	27573	Edward W. Cox	1	321	547	868
Pitt Community College	Greenville	27834	Charles Russell	1	1312	1795	3107
Randolph Technical College	Asheboro	27203	M. H. Branson	1	639	608	1247
Richmond Technical College	Hamlet	28345	Joseph W. Grimsley	1	540	505	1045
Roanoke-Chowan Technical Clg	Ahoskie	27910	David W. Sink	1	333	287	620
Robeson Technical College	Lumberton	28359	Frederick G. Williams	1	606	702	1308
Rockingham Community College	Wentworth	27375	N. Jerry Owens, Jr.	1	706	871	1577
Rowan Technical College	Salisbury	28144	Richard L. Brownell	1	804	1978	2782
Sampson Technical College	Clinton	28328	Clifton W. Paderick	1	430	447	877
Sandhills Community College	Pinehurst	28374	Raymond A. Stone	1	1018	853	1871
Southeastern Community College	Whiteville	28472	Dan W. Moore	1	838	679	1517
Southwestern Technical College	Sylva	28779	Norman K. Myers	1	589	659	1248
Stanly Technical College	Albemarle	28001	Charles H. Byrd	1	435	859	1294
St. Mary's College	Raleigh	27603	Clauston Jenkins	3	251	14	265
Surry Community College	Dobson	27017	Swanson Richards	1	1024	1903	2927
Technical College of Alamance	Haw River	27258	W. Ronald McCarter	1	816	2127	2943
Tri-County Community College	Murphy	28906	Vincent W. Crisp	1	230	440	670
Vance-Granville CC	Henderson	27536	Ben F. Curran	1	572	950	1522
Wake Technical College	Raleigh	27603	Bruce I. Howell	1	1571	3344	4915
Wayne Community College	Goldsboro	27533	G. Herman Porter	1	1237	627	1864
Western Piedmont CC	Morganton	28655	Jim A. Richardson	1			2251
Wilkes Community College	Wilkesboro	28697-0120	David E. Daniel	1	745	1781	2526
Wilson County Tech Institute	Wilson	27893	Frank L. Eagles	1	546	806	1352

NORTH DAKOTA

Standing Rock CC	Ft. Yates	58538	Desmond Phillips	2			273
Bismarck State Community Clg	Bismarck	58501	Kermit Lidstrom	1	1429	852	2281
ND St School of Science-Jevils	Devils Lake	58301	James A. Horton	1	327	609	936
ND State School of Science	Wahpeton	58075	Clair T. Blikre	1	2476	107	2583
ND State University-Bottineau	Bottineau	58318	Michael Smith	1	344	109	453
U of North Dakota-Williston	Williston	58801	Garval L. Stevens	1	324	170	494
Turtle Mountain CC	Belcourt	58316	Gerald E. Monette	2	236	93	329

OHIO

Belmont Technical College	St. Clairsville	43950	Steve Maradian	1	682	929	1611
Bowling Green U-Firelands	Huron	44839	William R. McGraw	1			1087
Central Ohio Technical Clg	Newark	43055	Julius S. Greenstein	1	605	729	1334
Chatfield College	St Martin	45118	Ellen Doyle	2	30	121	151

Table I—Directory of Community, Technical, and Junior Colleges

Enrollment: October 1985			Minority Enrollment	Noncredit Enrollment	Total Degrees Awarded	Total Certificates Awarded	Faculty			Professional Staff	Administrative Staff	Annual Tuition Charges
Fulltime	Parttime	Total					Fulltime	Parttime	Total			
637	546	1183	461		178	12	44	65	109	24	8	198
631	577	1208	12		127	96	54	202	256	14	7	264
563	1994	2557	195	6818	91	50	52	159	211	22	11	198
		765	252	4007	99	47	41	27	68	18	5	198
804	1030	1834		11749								
661	10	671	66		88		36	8	44	5	25	2964
956	1454	2410	651	2250	232	65	77	81	158	30	11	19800
730	47	777	72		129	4	39	14	53	8	17	3500
290	559	849		3043								
371	289	660	29	5230	61	61	24	33	57	7	15	198
264	375	639	36	4149	46	65	24	14	38	5	15	198
559	789	1348	182	3971	126	65	43	46	89	18	6	198
229	354	583	2	652	27	42	23	39	62	10	6	264
379	8	387	49		96		21	3	24	16	13	3266
484	1519	2003	466	3493	94		37	58	90	21	9	198
76	83	159	39	1194	12							264
472	42	514	9									3190
334	530	864	359	3622	80	2	35	40	75	17	12	66
1290	1657	2947	775	7762	402	33	86	68	154	26	16	198
623	616	1239	90	7432	171	95	44	37	81	12	7	198
736	324	1060	372	7350	75	75	34	45	79	21	9	264
331	353	684	300		56	145	26	13	39	10	12	
590	808	1398		2415	98	73	40	48	88	34	4	198
741	843	1584	286				44	117	161	13	5	264
796	1511	2307	344	13205	181	98	47	120	167	24	6	198
979	1012	1991	247	4299	89	71	40		40	18	11	264
778	1055	1833	351	3058	264	63	95	19	114	20	8	198
562	814	1376	354	6771	127	208	53	39	92	35	6	264
387	662	1049	256	2981	91	68	49	50	99	12	10	198
			127		140	8	31	34	65	25	8	198
234	8	242	5		53		35	8	43	8	11	4700
1096	1751	2847	187	11878	230	35	73	34	107	11	9	198
886	1686	2572	480	9607	375	8	70	89	159	16	9	264
222	432	654	11				24	59	83	7	6	264
602	995	1597	607		162	57	53	139	192	10	9	198
1543	3625	5168	1036	16858	340	437	128	310	438	36	15	264
1393	635	2028	359	7441	268	64	90	219	309	25	10	264
1000	1400	2400	129	3939	197	1	52	78	130	19	17	198
781	2392	3173	127	3457	176	14	62	242	304			198
561	926	1487	411	2602	132	82	45	30	75	22	5	198
NORTH DAKOTA												
241	48	289										
1576	832	2408			483	171	84	30	114	9	9	978
335	549	884	105	588	81	122	23	25	48	6	6	978
2741	96	2837	113	9048	782	458	156	12	168	38	17	978
305	162	467	28		85	9	33	8	41	4	10	978
483	189	672	29	837			33	12	45	2	4	978
		347	295		38	19	13	11	24	5	9	792
OHIO												
752	573	1325		780	206	47	29	65	94		19	750
460	634	1094										
356	695	1239	52	1891	190	8	38	30	68	10	7	1188
41	118	159	1	65	21		1	9	10			2430

Table I—Directory of Community, Technical, and Junior Colleges

Institution	Location	Zip Code	Chief Executive Officer	Control Type	Enrollment: October 1986		Total
					Fulltime	Parttime	
Cincinnati Technical College	Cincinnati	45223	Frederick B. Schlimm	1	2001	2064	4065
Clark Technical College	Springfield	45501	Albert A. Salerno	1	850	1223	2073
Columbus Technical Institute	Columbus	43216	Harold M. Nestor	1	2640	5118	7758
Cuyahoga CC District	Cleveland	44115	Nolen M. Ellison	1			
Cuyahoga CCD-Eastern	Warrensville Township	44122	Grace C. Brown	1	1224	4471	5695
Cuyahoga CCD-Metropolitan	Cleveland	44115	Ronald R. Zambetti	1	2652	3615	6267
Cuyahoga CCD-Western	Parma	44130	Ronald M. Sobel	1	2704	9349	12053
Edison State Community College	Parma	45356	Conrad Burchill	1	646	1841	2487
Hocking Technical College	Nelsonville	45764	John J. Light	1	2316	1569	3885
Jefferson Technical College	Steubenville	43952	Edward L. Florak	1	623	739	1362
Kent State U-Ashtabula	Ashtabula	44004	John K. Mahan	1	368	478	846
Kent State U-East Liverpool	East Liverpool	43920	Richard Q. King	1	279	323	602
Kent State U-Geauga	Burton	44021	Joanne Fagerburg	1	97	222	319
Kent State U-Salem	Salem	44460	James F. Cooney	1	302	386	688
Kent State U-Stark Regional	Centon	44720	William G. Bittle	1	661	1028	1689
Kent State U-Trumbull	Warren	44483	John N. Cable	1	638	1122	1760
Kent State U-Tuscarawas	New Philadelphia	44663	Harold D. Shade	1	401	527	928
Kettering Clg of Medical Arts	Kettering	45429	Robert A. Williams	3	252	188	440
Lakeland Community College	Mentor	44060	James Catanzaro	1	1746	6705	8451
Lima Technical College	Lima	45804	James S. Biddle	1			1795
Lorain County CC	Elyria	44035	Richard R. Mellott	1	1973	4040	6013
Marion Technical College	Marion	43302	J. Richard Bryson	1	610	815	1425
Miami University	Oxford	45056	Paul G. Pearson	1			
Miami University-Hamilton	Hamilton	45011	Harriet V. Taylor	1			
Miami University-Middletown	Middletown	45042	Carl Eugene Bennett	1			1669
Muskingum Area Tech College	Zanesville	43701	Lynn Willett	1	662	710	1372
North Central Technical Clg	Mansfield	44906	Byron Kee	1	786	942	1728
Northwest Technical College	Archbold	43502	James O. Miller	1	385	682	1067
Ohio State U-Ag Tech Institute	Wooster	44691	Dan D. Garrison	1	556	1	557
Ohio State U-Lima	Lima	45804	James S. Biddle	1			1154
Ohio State U-Mansfield	Mansfield	44906-1599	John O. Riedl	1	694	447	1141
Ohio State U-Marion	Marion	43302	Francis E. Hazard	1	491	402	893
Ohio State U-Newark	Newark	43055	Julius S. Greenstein	1			1122
Ohio University-Belmont	St. Clairsville	43950	James W. Newton	1	679	817	1496
Ohio University-Chillicothe	Chillicothe	45601	Delbert Meyer	1	672	490	1162
Ohio University-Ironton	Ironton	45638	Bill W. Dingus	1			
Ohio University-Lancaster	Lancaster	43130	Raymond S. Wilkes	1	883	835	1718
Ohio University-Zanesville	Zanesville	43701	Craig D. Laubenthal	1	501	1125	1626
Owens Technical College	Toledo	43699	Daniel H. Brown	1			4932
Rio Grande College and CC	Rio Grande	45674	Paul C. Hayes	1	1318	134	1452
Sinclair Community College	Dayton	45402	David H. Ponitz	1	3585	12507	16092
Southern State CC	Hillsboro	45133	Lewis C. Miller	1	559	598	1257
Stark Technical College	Canton	44720	John J. McGrath	1	1375	1988	3363
Terra Technical College	Fremont	43420	Richard M. Simon	1	760	1829	2589
U of Akron-Comm & Tec College	Akron	44325	Frederick J. Sturm	1	1774	2729	4503
Wayne General & Technical Clg	Orrville	44667	Tyrone M. Turning	1			1061
University of Cincinnati	Cincinnati	45221	Joseph A. Steger	1			
UC-Clermont G & T College	Batavia	45103	Roger J. Barry	1	439	687	1126
UC-Omi-Clg of Applied Sciences	Cincinnati	45210	Fritz Kryman	1	639	757	1396
UC-Raymond Walters G & T Clg	Cincinnati	45236	Ernest G. Muntz	1	880	2429	3309
UC-University College	Cincinnati	45221	David Hartlet	1			2699
U of Toledo-Comm & Tech Clg	Toledo	43606	Charles H. Bohler	1	1714	1860	3574
Washington Technical College	Marietta	45750	Carson K. Miller	1	522	755	1277
Wright State U-Western	Celina	45922	Donald A. Carlson	1	355	445	800
Youngstown State University	Youngstown	44555	Victor A. Richley	1	2669	1900	4569

Table I—Directory of Community, Technical, and Junior Colleges

Enrollment: October 1985			Minority Enrollment	Noncredit Enrollment	Total Degrees Awarded	Total Certificates Awarded	Faculty			Professional Staff	Administrative Staff	Annual Tuition Charges
Fulltime	Parttime	Total					Fulltime	Parttime	Total			
1786	2355	4141	602	4137	593	46	115	130	245	27	43	1008
882	1186	2068		4435	253	36	52	103	155	24	6	1248
2646	5274	7920	2304	4473	919	239	176	403	579	16	26	
1262	4328	5590	2379				60	133	193		26	
3117	3733	6850	3880				149	237	386		24	899
2803	9340	12143	526	970	943	15	142	318	460	11	23	875
581	1841	2422	75	1456	247	24	36	109	145	29	11	
2479	1832	4311	50	400	522	256	131	48	179	24	26	939
719	765	1484		1600	113	65	46	61	107	12	8	585
364	471	835		310	108		28	29	57		6	1791
241	371	612		50	118		17	27	44	4	7	1720
97	158	255	2	300	13	1	4	30	34	1	6	1800
269	332	601	5		42		16	31	47		11	1791
645	977	1622	47	450	101		50	41	91		8	1791
651	999	1650	142	1675	153		54	29	83	28	10	1790
398	523	921	3	780	121		30	37	67	17	7	1720
258	159	417			144		46	15	61		5	1968
1871	7339	9210	242	2547	587		112	286	398	13	14	996
1056	726	1782										
2017	4124	6141	515	8100	581	110	108	184	292	11	55	864
618	728	1346	109	402	214	30	33	69	102	17	4	1188
533	1237	1770										
631	1023	1654										
648	769	1417		719	176	14	36	52	88	11	9	792
716	1178	1894		156	334	58	60	64	124	19	9	
392	720	1112		3420	116	18	29	50	79	7	7	1080
570	1	571	8			153	35	9	44	13	31	1659
757	321	1078		2680								
696	378	1074					41	17	58	12	6	1653
505	338	843	30				29	23	52	3	4	1653
382	578	960	1122	1000			38	19	57			1653
399	481	880	5	467	15		19	36	55	2	7	1668
656	543	1199	30		41		24	36	60		8	1668
380	899	1279										
798	799	1597	31		32		20	79	99		13	1668
566	784	1350	28		66		25	20	45		8	1668
928	263	4916					67	10	77	22	20	4140
		1191										
3830	12011	15841	2427	2499	1153	68	272	670	942	38	50	828
487	813	1300		277	100	90	36	52	88			
1372	1990	3362	228	453	435	20	101	95	196	24		1125
867	1546	2413			238		58	79	137	54	14	
1777	2744	4521		9370	795	37	111	110	221	1	4	1365
225	749	974		1733	59	15	17	82	99		5	1783
395	698	1093		481	112	9	23	78	101	4		1830
738	970	1708	183	421	273	8	36	80	116	9	4	1830
926	2262	3188			301	30	91	55	146	9	5	2091
682	2351	3033										
1780	1880	3660										
495	415	910	21	194	111	37	24	60	84	11	6	1458
393	399	792					24	35	59			900
2978	1895	4873		3421	780	23	65	81	146	3	2	1170

Table I—Directory of Community, Technical, and Junior Colleges

Institution	Location	Zip Code	Chief Executive Officer	Control Type	Enrollment: October 1986		Total
					Fulltime	Parttime	
OKLAHOMA							
Bacone College	Muskogee	74403	Alfred O. Ginkel	3			472
Carl Albert Junior College	Poteau	74953-606	Joe E. White	1			2065
Connors State College	Warner	74469	Carl O. Westbrook	1	1027	573	1600
Eastern Oklahoma State College	Wilburton	74578	Bill H. Hill	1			2410
El Reno Junior College	El Reno	73036	Bill S. Cole	1	467	1252	1719
Hillsdale Free Will Baptist	Moore	73153	Edwin L. Wade	3	111	33	144
Murray State College	Tishomingo	73460	Clyde R. Kindell	1	628	713	1341
Northeastern OK A & M College	Miami	74354	Bobby R. Wright	1	1929	647	2576
Northern Oklahoma College	Tonkawa	74653	Edwin E. Vineyard	1	776	812	1588
Oklahoma City CC	Oklahoma City	73159	Donald L. Newport	1	1227	6639	7866
OK JC of Business & Technology	Tulsa	74145	David L. Stephenson	4	1107		1107
Oklahoma State U-Technical	Oklahoma City	73107	James Hooper	1	839	2303	3142
Oklahoma St U-Tech-Okmulgee	Okmulgee	74447	Robert E. Klaberer	1	2319	333	2652
Rogers State College	Claremore	74017-2099	Richard H. Mosier	1	1433	1767	3200
Rose State College	Midwest City	73110	Larry Nutter	1	2759	6652	9411
St. Gregory's College	Shawnee	74801	Michael D. Roethler	3			324
Sayre Junior College	Sayre	73662	Paul Conner	1	260	137	397
Seminole Junior College	Seminole	74868	Gregory G. Fitch	1			1451
Tulsa Junior College	Tulsa	74135	Alfred M. Philips	1	3388	12873	16261
Western Oklahoma State College	Altus	73521	W. C. Burris	1	1068	891	1959
OREGON							
Bassett College	Portland	97201	Donald H. Bassett	4	216		216
Blue Mountain CC	Pendleton	97801	Ronald L. Daniels	1	894	790	1684
Central Oregon CC	Bend	97701	Frederick H. Boyle	1	913	1209	2122
Chimney Rock Community College	Salem	97309	William Segura	1			8071
Clackamas Community College	Oregon City	97045	John S. Keyser	1	1777	3110	4887
Clatsop Community College	Astoria	97103	Philip L. Bainer	1	331	2131	2462
Lane Community College	Eugene	97405	Richard M. Turner, III	1	2035	4747	6782
Linn-Benton Community College	Albany	97321	Thomas Gonzales	1	2062	3271	5333
Mt. Hood Community College	Gresham	97030	Paul E. Kreider	1			6870
Portland Community College	Portland	97219	Daniel F. Moriarty	1	5571	13236	18807
Rogue Community College	Grants Pass	97527	Harvey O. Bennett	1	717	1846	2563
Southwestern Oregon CC	Coos Bay	97420	Robert L. Barber	1	628	2132	2760
Tillamook Bay CC Service Dist	Bay City	97107	Roy B. Mason II	1	36	309	345
Treasure Valley CC	Ontario	97914	Glenn E. Mayle	1	548	911	1459
Treaty Oak CC Service District	The Dalles	97058	William E. Bell	1	90	477	567
Umpqua Community College	Roseburg	97470	James Kraby	1	765	931	1480
PENNSYLVANIA							
Bucks County Community College	Newtown	18940	William E. Vincent	1	2512	6587	9099
Butler County CC	Butler	16001	Frederick W. Woodward	1	1058	1376	2434
Central Penn Business School	Summerdale	17093-0309	Bart A. Milano	4	676	49	725
CC of Allegheny County	Pittsburgh	15233	John W. Kraft	1			
CC of Allegheny Cnty-Allegheny	Pittsburgh	15212	Julius Brown	1	2912	3487	6399
CC of Allegheny Cnty-Boyer	Monroeville	15146	Carl A. Di Sibio	1	1464	2430	3894
CC of Allegheny Cnty-North	Pittsburgh	15237	Fred Bartok	1	563	2276	2839
CC of Allegheny Cnty-South	West Mifflin	15122	Thomas A. Juravich	1	1663	2456	4119
CC of Beaver County	Monaca	15061	William K. Bauer	1			2511
CC of Philadelphia	Philadelphia	19130	Judith Eaton	1	4202	11057	15259

Table I—Directory of Community, Technical, and Junior Colleges

Enrollment: October 1985			Minority Enrollment	Noncredit Enrollment	Total Degrees Awarded	Total Certificates Awarded	Faculty			Professional Staff	Administrative Staff	Annual Tuition Charges
Fulltime	Parttime	Total					Fulltime	Parttime	Total			
OKLAHOMA												
461	65	526		313								
668	1447	2115										
958	565	1523	242	235	228		45	11	56	12	8	379
		2351										
497	1170	1667	211	22	118	3	29	66	95	3	7	375
111	31	142	3		23	1	5	11	16		3	1650
610	778	1388		168	156	5	41	16	57	16	6	375
2011	539	2550	586	17	427	117	90	11	101	9	19	396
938	701	1639	107	642	216	3	40	19	59	1	8	480
1164	6547	7711	1086	25770	346	83	98	161	259	35	28	341
1011		1011	144		218	66	27	30	57	14	15	
748	1983	2731	499	1458	197	24	48	113	161	21	4	638
2216	528	2744	659		758	113						
1546	1519	3065		5750	310	12	57	113	170		6	
2712	7178	9890	2149	10411	506	9	153	233	386	45	21	300
295	23	318										
230	354	484			58		11	4	15	2		372
777	707	1484										
3105	15910	16015		6518	321	115	186	594	780	37	50	300
795	1170	1995	296	356	252	8	45	45	90	2	10	550
OREGON												
220		220	8		72	1	11	7	18	6	3	5750
884	1406	2390	205	49	161	35	68	91	159	4	14	594
875	1192	2067		2533	154	64	65	49	114		24	
3170	3449	7635		14961								
1697	2803	4500		754	237		156	360	516		25	630
342	1660	2002	62		97		39	100	139	28	7	576
3609	3328	6937		19445	625	193	282	97	379		95	693
2247	2327	4574	185	4075	378	115	132	455	587		25	684
2910	3403	6313		2350								
5719	12196	17915	3323	26189	908	371	355	1379	1734		114	675
647	1724	2371		2328	66	218	57	197	254		20	720
655	2188	2843			106	183	60		60			
24	337	361		1318	4		1	66	67		9	540
570	982	1552			103	34	59	4	63			
88	536	624		663	9	5	3	105	108	1	6	648
		1475	19	8961	180	58	57	85	142		21	796
PENNSYLVANIA												
2580	6653	9233	283	10000	714	28	180	153	333	10	94	1120
978	1171	2149	26	3000	290	58	69	61	130		11	1074
668	1	699	24		240		35	18	53	7	10	4185
4351	3520	7871	1554	13863	776	39	137	561	698	28	34	
										42	22	
1591	2669	4260	267	9838	542	73	78	327	405	18	15	
528	2363	2891	101	26679	247	212	30	572	602	15	21	1008
1724	2680	4404	186	9907	626	48	81	361	442	19	15	
1194	1179	2373		31300								
4657	10996	15653	7764	3724	901	115	373	445	818		103	1032

Table I—Directory of Community, Technical, and Junior Colleges

Institution	Location	Zip Code	Chief Executive Officer	Control Type	Enrollment: October 1986		Total
					Fulltime	Parttime	
Delaware County CC	Media	19063	Richard DeCosmo	1	2594	5199	7793
Hercum Junior College	Bryn Mawr	19010	Norma Furst	2	826	161	987
Harrisburg Area CC	Harrisburg	17110	Kenneth B. Woodbury, Jr.	1	2073	4176	6249
Keystone Junior College	La Plume	18440	Margaretta B. Chamberlin	2	656	475	1131
Lackawanna Junior College	Scranton	18505	Allan P. Mensky	2			1154
Lehigh County CC	Schnecksville	18078-9372	Robert L. Barthlow	1	869	2291	3160
Luzerne County CC	Nanticoke	18634	Thomas J. Moran	1	1655	2890	4545
Manor Junior College	Jenkintown	19046	Mary Cecilia Jurasinski	2			437
Montgomery County CC	Blue Bell	19422	Edmond A. Watters	1	2166	4551	6717
Mount Aloysius Junior College	Cresson	16630	Edward F. Pierce	2	546	309	855
Northampton County Area CC	Bethlehem	18017	Robert J. Kopecek	1	1338	2807	4145
Northeastern Christian JC	Villanova	19085	Larry Roberts	3	204	11	215
Pearce Junior College	Philadelphia	19100	Raymond C. Lewin	2	879	520	1399
PA Institute of Technology	Media	19063	Kenneth A. Miller	2	223	174	397
Pinebrook Junior College	Coopersburg	18036	Carl C. Cassel	3	153	10	163
Reading Area Community College	Reading	19603	Gust Zogas	1	1	899	1290
Thaddeus Stevens State School	Lancaster	17602	Alan K. Cohen	1			
Valley Forge Military JC	Wayne	19087	Alexander M. Weyand	2	173	2	175
Westmoreland County CC	Youngwood	15697	Daniel C. Krezenski	1	1277	2318	3595
Williamsport Area CC	Williamsport	17701	Robert L. Breuder	1	2373	962	3335
RHODE ISLAND							
CC of Rhode Island	Warwick	02886	Edward J. Liston	1	4065	9031	13096
CC of Rhode Island-Knight	Warwick	02886	Edward J. Liston	1			
CC of Rhode Island-Planryan	Lincoln	02865	Edward J. Liston	1			
SOUTH CAROLINA							
Aiken Technical College	Aiken	29802	Paul L. Blowers	1	618	604	1222
Anderson College	Anderson	29621	Mark L. Hopkins	3	966	101	1067
Beaufort Technical College	Beaufort	29902-1288	Anne S. McNutte	1	275	576	851
Chestfield-Marlboro Tech Clg	Cheraw	29520	Ronald W. Hampton	1	247	359	606
Denmark Technical College	Denmark	29042	Curtis Bryant	1			689
Florence-Darlington Tech Clg	Florence	29501	Fred C. Fore	1	1142	749	1891
Greenville Technical College	Greenville	29606	Thomas E. Barton, Jr.	1	3511	2931	6442
Horry-Georgetown Tech College	Conway	29526	D. Kent Sharples	1	971	617	1588
Midlands Technical College	Columbia	29202	James L. Hudgins	1	2547	2503	5050
North Greenville College	Tigerville	29688	James D. Jordan	3	426	40	466
Orangeburg-Calhoun Tech Clg	Orangeburg	29115	Marion R. Groomes	1	849	429	1278
Piedmont Technical College	Greenwood	29648	Lex D. Walters	1	1103	512	1615
Spartanburg Methodist College	Spartanburg	29301	George D. Fields, Jr.	3	732	235	967
Spartanburg Technical College	Spartanburg	29305	Jack A. Powers	1	1021	654	1675
Sumter Area Technical College	Sumter	29150	Herbert C. Robbins	1	743	680	1423
Tri-County Technical College	Pendleton	29670	Don C. Garrison	1	1442	938	2380
Trident Technical College	Charleston	29411	Charles W. Branch	1	1838	3363	5201
Williamsburg Technical College	Kingstree	29556	John T. Wynn	1	139	216	355
York Technical College	Rock Hill	29730	Baxter M. Hood	1	1222	989	2211
University of South Carolina	Columbia	29208	James B. Holderman	1			
University of SC-Beaufort	Beaufort	29902	Ron Tuttle	1	223	488	711
University of SC-Lancaster	Lancaster	2972	John R. Arnold	1	393	577	970
University of SC-Salkehatchie	Allendale	29816	Carl A. Clayton	1	217	210	427
University of SC-Sumter	Sumter	29150	Jacob C. Anderson, Jr.	1	567	698	1265
University of SC-Union	Union	29379	Kenneth L. Davis	1	148	171	319

Table I—Directory of Community, Technical, and Junior Colleges

Enrollment: October 1985			Minority Enrollment	Noncredit Enrollment	Total Degrees Awarded	Total Certificates Awarded	Faculty			Professional Staff	Administrative Staff	Annual Tuition Charges
Fulltime	Parttime	Total					Fulltime	Parttime	Total			
2549	5089	7638	371	7278	648	91	105	300	405		56	864
833	170	1003	140	45	278		38	57	95	14	20	4050
2118	4480	6598	531	5638	748	69	111	129	240	17	39	900
734	377	1111	44		207		41	57	98	32	15	4550
697	494	1191										
986	2301	3287	109	6471	466	74	59	64	123	1	14	1140
1626	2899	4525	53	5702	461	197	84	181	265	15	59	1080
44	149	193										
2255	4792	7047	503		491		156	201	357			1040
572	288	860	12	57	217	29	32	57	89	24	13	4970
1328	2713	4041	242	2803	429	107	82	158	240	49	15	1200
182	8	190	60		42	3	7	15	22	6	7	3360
887	602	1489	516	50	339	6	43	69	112	20	22	4200
237	166	403		24	77	64	17	20	37	5	6	4485
155	9	164	31		46		8	20	28	2	12	4097
364	915	1279		9650	156		29	47	76	45	4	912
158	7	165	21		47		15	22	37		3	5110
1344	1968	3312	67	12385	439	88	60	130	190	7	15	816
2707	870	3577	61	15252	671	372	167	61	228	17	48	1616
RHODE ISLAND												
4084	8533	12617	1083	12298	1275	143	292	198	490	42	42	784
SOUTH CAROLINA												
618	694	1312	371	531	90	136	52	83	135	16	6	600
1006	80	1086	109		213		48	25	73	14	11	3430
		1056	300	2670	51	51	44	33	77	15	58	900
313	294	607	162	856	36	32	65	54	119	10	8	480
505	117	622		475								
1183	788	1971					91	125	216	24	12	900
3439	3050	6489	979	9707	850	816	424	268	692	65	4	690
915	427	1342	351	6078	149	63	51	123	174	25	15	600
2591	2129	4720	1764	11255	617	124	191	170	361	74	4	750
487	42	529	100				29	10	39	18	11	1750
888	410	1298	616	1279	135	161	65	56	121	15		760
1198	294	1752	459	12600	373		65	85	150	36	4	555
741	219	960	210	55	94		25	28	53	26	8	3500
1116	618	1734	281	5350	226	29	73	106	179	24	11	600
812	849	1661	592	3532	227	83	54	96	150	28	5	594
1158	1004	2334			267	42	79	192	271	40	7	
1922	2763	4514	1204	5770	407	161	128	149	277	51	20	700
181	242	423	146	162	31	32						450
1018	964	1982	473	4775	238	76	84	113	197	8	7	396
241	466	707	137		41		13	40	53	1	6	1200
407	567	974	135		84		22	26	48	3	5	1200
247	205	452	98		56		17	16	33	1	4	1200
527	514	1041	242		80		35	24	59	2	7	1200
142	171	313	58		30		12	23	35		4	1200

Table I—Directory of Community, Technical, and Junior Colleges

Institution	Location	Zip Code	Chief Executive Officer	Control Type	Enrollment: October 1986		Total
					Fulltime	Parttime	
SOUTH DAKOTA							
Oglala Lakota College	Kyle	57752	Lowell Amiotte	2	326	411	737
Presentation College	Sberdeen	57401	Lynn Marie Weibig	3	215	232	447
Sinte Gleska College Center	Rosebud	57570	Lionel R. Bordeaux	2			485
TENNESSEE							
Aquinas Junior College	Nashville	37205	Mary Inez Cabaniss	3	171	122	293
Chattanooga State Tech CC	Chattanooga	37406	Harry D. Wagner	1	1900	2921	4821
Cleveland State CC	Cleveland	37311	James Ford	1	992	1744	2736
Columbia State CC	Columbia	38401	L. Paul Sands	1	963	2077	3040
Dyersburg State CC	Dyersburg	38024	Karen A. Bowyer	1			1651
Hiwassee College	Madisonville	37354	Curtis Schofield	3			604
Jackson State CC	Jackson	38301-3797	Walter L. Nelms	1	1481	1446	2927
John A. Gupton College	Nashville	37203	John A. Gupton	2			50
Martin Methodist College	Pulaski	38478	Thomas S. Yow III	3	219	52	271
Morristown College	Morristown	37814	E. Clayton Calhoun	3			178
Motlow State Community College	Tullahoma	37388	R. Wade Powers	1	901	1431	2332
Nashville State Tech Institute	Nashville	37209	Howard J. Lawrence	1	1201	4054	5255
Roane State Community College	Harriman	37748	Cuyler A. Dunbar	1	1757	1839	3596
Shelby State Community College	Memphis	38174	Raymond C. Bowen	1	1895	1835	3730
State Tech Inst at Knoxville	Knoxville	37930-0990	J. L. Goins	1	980	1674	2654
State Tech Inst at Memphis	Memphis	38134	Charles M. Temple	1	2650	5007	7657
Tomlinson College	Cleveland	37320-3030	Donald R. Newlun	3	216	52	268
Tri-Cities State Tech Inst	Blountville	37617	H. James Owen	1	855	996	1851
Volunteer State CC	Gallatin	37066	Hal R. Ramer	1	1191	2176	3367
Walters State CC	Morristown	37813-6899	Jack E. Campbell	1	1352	2308	3660
Watkins Inst.	Nashville	37219-2390	William R. Mott	1	310	1074	1384
TEXAS							
Alamo CC District	San Antonio	78284	Ivory V. Nelson	1			29718
Palo Alto College	San Antonio	78224-2417	Terry L. Dicianna	1	145	2137	1249
St. Philip's College	San Antonio	78203	Stephen R. Mitchell	1	2099	3851	5950
San Antonio College	San Antonio	78284	Max Castillo	1			21486
Alvin Community College	Alvin	77511	A. R. Allbright	1	1799	2119	3918
Amarillo College	Amarillo	79178	Robert L. Clinton	1	1543	3595	5138
Angelina College	Lufkin	75902	Jack Hudgins	1	978	1554	2532
Austin Community College	Austin	78768	Dan Angel	1	3915	14425	18340
Bee County College	Beeville	78102	Norman E. Wallace	1			2143
Blinn College	Brenham	77833	Walter C. Schwartz	1			4250
Brazosport College	Lake Jackson	77566	Wilbur A. Bass	1	810	2459	3269
Central Texas College	Killeen	76540-9990	Luis M. Morton, Jr.	1	1842	4787	6629
Cisco Junior College	Cisco	76437	Henry E. McCullough	1	798	850	1648
Clarendon College	Clarendon	79226	Kenneth D. Vaughn	1	364	380	744
College of The Mainland	Texas City	77591	Larry L. Stanley	1	872	2066	3258
Collin County CC District	McKinney	75069	John H. Anthony	1	698	3166	3864
Cooke County College	Gainesville	76240	Luther Bud Joyner	1	621	1651	2272
Dallas County CC District	Dallas	75202	R. Jan LeCroy	1			
Brookhaven College	Farmers Branch	75244	Patsy Fulton	1	1610	5590	7200
Cedar Valley College	Lancaster	75134	Floyd S. Elkins	1	702	1777	2479
Eastfield College	Mesquite	75150	Dan Sundermann	1	1976	6314	8290
El Centro College	Dallas	75202	Wright L. Lassiter, Jr.	1	1077	4048	5125

Table I—Directory of Community, Technical, and Junior Colleges

Enrollment: October 1985			Minority Enrollment	Noncredit Enrollment	Total Degrees Awarded	Total Certificates Awarded	Faculty			Professional Staff	Administrative Staff	Annual Tuition Charges
Fulltime	Parttime	Total					Fulltime	Parttime	Total			
SOUTH DAKOTA												
290	423	713	637		50	101	29	40	69	21	25	600
214	236	450		10								
391	186	577										
TENNESSEE												
183	117	310	20		87		21	17	38	4	7	2250
1751	2325	4076	638	8023	398	65	102	87	189	43	3	636
1142	2002	3144	128	634	259	26	70	63	133	27	5	636
830	1775	2605	259	422	236	46	60	89	149	20	17	636
		1611							40	16	4	636
518	73	591		105								
1005	1453	2458	274	240	256	38	73	46	119	24	14	636
		49										
208	42	251										3150
148		148										
785	1319	2104	122	371	204	1	50	92	142	12	21	636
1251	4052	5303	838	973	427	114	74	159	233	38	14	636
1700	1851	3551	149	2021	315	8	99	74	173	52	16	636
1855	1934	3789	2296	4470	253	33	130	75	205	30	27	636
755	1859	2614	252	102	197	238	50	66	116		33	636
2323	4666	6989	2610	10	617		129	193	322	64	12	636
214	30	244			57	8	10	10	20	7	4	2400
877	715	1592	32	2811	259	25	43	75	118	31	5	636
1073	2058	3131	150	1922	145	14	87	97	184	19	14	636
1314	2276	3590	151	1892	327	2	76	123	199	40	11	636
		350		509	10		10	69	79			
TEXAS												
271		271	1415	238						4	6	
2061	3628	5689	4231	227	426	189	201	300	501	13	12	360
6484	14808	21292										
1781	2269	4050	848	5248	303	30	106	85	191	29	16	
1450	3625	5075	743	22374	421	66	187	89	276	33	22	330
1150	1263	2413	408	3297	198	38	70	65	135	0	18	240
3605	13944	17549	4513	8682	576	0	223	660	843	76	26	360
0	0	2086										
2244	1610	3854										
867	2600	3467	600	1247	184	24	61	100	161		23	120
1851	3946	5797	2426	6545	1651	48	190	520	710	44	29	300
772	921	1693	257		146	73	61	43	104		3	240
268	385	680	57	894	80	74	42	23	65	4	5	192
767	2313	3080	891	15855	166	21	66	164	230	14	30	
26	1371	1397	279	532			42	110	152	62	20	240
517	1119	1636	124	2652	137	51	57	48	105	6	8	28P
		6772	1167	16819	143	6	84	196	280		22	
		2297	1121	5581	84	1	43	68	111		19	
2016	6286	8302	1682	14987	386	40	113	212	325	15	28	252
1168	4215	5383	3032	4729	411	90	163	147	310		30	256

Table I—Directory of Community, Technical, and Junior Colleges

Institution	Location	Zip Code	Chief Executive Officer	Control Type	Enrollment: October 1986		Total
					Fulltime	Parttime	
Mountain View College	Dallas	75211	William Jordan	1	1158	3777	4935
North Lake College	Irving	75038-3899	Jim Horton	1	976	4499	5475
Richland College	Dallas	75243-2199	Stephen K. Mittelstet	1	3331	9504	12835
Del Mar College	Corpus Christi	78404	Edwin L. Biggerstaff	1	3192	5735	8927
El Paso County CC District	El Paso	79954	Robert E. Shepack	1	6619	7208	13827
El Paso CCD-Rio Grande	El Paso	79998	Robert E. Shepack	1			
El Paso CCD-Transmountain	El Paso	79998	Robert E. Shepack	1			
El Paso CCD-Valle Verde	El Paso	79998	Robert E. Shepack	1			
Frank Phillips College	Borger	79008	Andy Hacks	1	349	507	856
Galveston College	Galveston	77550	John E. Pickleman	1	632	1422	2054
Grayson County Junior College	Denison	75020	Jim M. Williams	1	1168	2225	3393
Hill Junior College	Hillsboro	76645	W. R. Auvenshine	1	630	722	1352
Houston CC System	Houston	77270-7849	J. B. Whiteley	1	2972	22616	25588
Howard County JC District	Big Spring	79720	Bob E. Riley	1			
Howard College	Big Spring	79720	Bob E. Riley	1	530	687	1217
SW Collegiate Inst For Deaf	Big Spring	79720	Bob E. Riley	1	95	1	96
Jacksonville College	Jacksonville	75766	Don Collins	3	173	35	208
Kilgore College	Kilgore	75662	Stewart H. McLaurin	1	2042	1896	3938
Lamar University	Beaumont	77710	Bill J. Franklin	1			
Lamar University-Orange	Orange	77630	Joe B. Welch	1	462	472	934
Lamar University-Port Arthur	Port Arthur	77640	W. Sam Monroe	1			1448
Laredo Junior College	Laredo	78040	Roger L. Worsley	1	1882	2224	4106
Lee College	Baytown	77520-4703	Vivian B. Blevins	1	1304	3262	4566
Lon Morris College	Jacksonville	75766	W. Faulk Landrum	3	254	28	282
McLennan Community College	Waco	76708	Walbur A. Ball	1	2021	2801	4822
Midland College	Midland	79705	Jess H. Parrish	1	1058	2600	3658
Miss Wld's Fashion Merch. Clg	Dallas	75258	Frank J. Tortoriello	4	400		400
Navarro College	Corsicana	75110	Kenneth P. Walker	1	1143	910	2053
Northeast Texas CC	Mt. Pleasant	75455	Wayland K. Dewitt	1	478	1136	1614
North Harris County CD	Houston	77060	Joe A. Airola	1	3025	8286	11311
Odessa College	Odessa	79764	Philip T. Speegle	1	1203	3020	4223
Panola Junior College	Carthage	75633	Gary D. McDaniel	1	747	633	1380
Paris Junior College	Paris	75460	Dennis F. Michaelis	1	1189	830	2019
Ranger Junior College	Ranger	76470	Jack M. Elson	1	516	138	654
San Jacinto College District	Pasadena	77505	Thomas Sewell	1			
San Jacinto CD-Central	Pasadena	77505	Monte Blue	1	3177	6042	9219
San Jacinto CD-North	Houston	77049	Edwin E. Lehr	1	1031	2334	3365
San Jacinto CD-South	Houston	77089	Parker Williams	1	1036	3203	4239
South Plains College	Levelland	79336	Marvin L. Baker	1	1876	1718	3594
Southwest Texas Junior College	Uvalde	78401	Jimmy L. Goodson	1	1060	1318	2378
Southwestern Christian College	Terrell	75160	Jack Evans	3			251
Southwestern Junior College	Waxahachie	75165	Paul Savel	3	506	195	701
Tarrant County JC District	Fort Worth	76102	Joe B. Rushing	1			
Tarrant County JCD-Northeast	Hurst	76054	Herman L. Crow	1	2595	7583	10178
Tarrant County JCD-Northwest	Fort Worth	76179	Michael Saenz	1	889	3405	4294
Tarrant County JCD-South	Fort Worth	76119	Charles L. McKinney	1	2127	7963	10090
Temple Junior College	Temple	76501	Marvin R. Felder	1	835	1179	2014
Texarkana Community College	Texarkana	75501	Carl M. Nelson	1	1208	2172	3380
Texas Southmost College	Brownsville	78520	Juliet V. Garcia	1	2735	2367	5102
Texas State Tech Institute	Waco	76705	Jack Tompkins	1			8648
Texas St Tech Inst-Amarillo	Amarillo	79111	Ronald L. Despain	1	757	225	982
Texas St Tech Inst-Harlingen	Harlingen	78551-2628	J. Gilbert Leal	1	1931	640	2571
Texas St Tech Inst-Sweetwater	Sweetwater	79556	Herbert C. Robbins	1	437	231	668
Texas St Tech Inst-Waco	Waco	76705	Robert D. Krienke	1	4283	454	4737

Table I—Directory of Community, Technical, and Junior Colleges

Enrollment: October 1985			Minority Enrollment	Noncredit Enrollment	Total Degrees Awarded	Total Certificates Awarded	Faculty			Professional Staff	Administrative Staff	Annual Tuition Charges
Fulltime	Parttime	Total					Fulltime	Parttime	Total			
1085	3823	4908	1902	6523	204	6	78	93	171		20	236
946	4523	5469	902		167	15	64	160	224		24	
		13073	2113	19823	390	35	162	347	509		39	232
3085	5580	8665	4340	9117	592	231	253	296	549	6	46	240
			10753	16938	809	152	278	616	894	43	35	396
975	1152	2127										
1384	1636	3020										
3876	4582	8458										
315	504	819	62	750	46	1718	25	81	106	8	10	480
506	1262	1768	741	2991	123	36	53	65	118		27	192
1140	2219	3359	204	1852			85	72	157	18	21	350
570	531	1101		300	91	75	40	31	71		6	192
3119	25235	28354	10460	6032	589	393	385	1913	2298	65	106	240
				1628	123	110	69	76	145	35	7	240
478	576	1054	264	1628	123	110	69	76	145	35	7	240
		113	29	6								
		235	24	56			12	12	24	3	3	1000
1915	1973	3888	535	787	402	42	141	46	187	22	10	240
466	443	909	141	118	43	17	29	25	54	7	5	384
633	820	1453		130								
1871	2151	4022	3836	8847	309	103	146	77	223	17	38	298
489	3824	4313	1284		347	449	115	69	184	9	14	111
271	16	287	64	82	65		18	18	36		6	2390
1873	2582	4455	1021	13422	411	132	151	62	213		46	216
864	2636	3500	618	10728			82	119	201		25	
			140				14	7	21	1	5	5980
860	804	1664		2798	147	34	55	42	97	14	11	336
284	1112	1396	168	4140	11	36	29	54	83	3	16	192
2914	8374	11288	1587	21664	395	237	188	292	480	12	34	192
1202	2918	4120	1008	7441	227	115	132	123	255	49		
670	589	1259	219	1419	95	142	40	17	57	7	6	128
1116	760	1876	242	13317	177	175	78	27	105	10	21	264
418	103	521		89	27	79	29	13	42	6	4	192
			20065		782	367	439	360	799	24	48	192
2999	6031	9030	2111	11131	546	176	223	177	400	7	26	192
993	2477	3470		5489	117	107	62	91	153	8	15	256
904	3149	4053	1521	3445	119	84	154	92	246	4	7	
1751	1751	3502	977		403	201					23	300
971	1245	2216	1456	538	165	73	55	61	116	12	6	192
215	7	222										
364	76	440	95		20	2	17	9	26		9	2100
											19	
2446	7584	10030	1200		417	26	161	185	346		41	192
936	3401	4337	743		194	12	75	71	146		21	192
2067	7701	9768	2600		585	72	187	131	318		30	192
894	1351	2245	353	3839	103	174	71	35	106	7	17	288
1095	2216	3346		9856	176	121	116	69	185	3	10	96
2505	3264	5769	4431	320	333	25					29	273
934	171	1105	163		153	204	97	87	184	27	5	612
1745	455	2200	2161	5714			1168	39	1207	17	21	
350	250	600	144	1966	92	207	44	7	51	16	7	384
4112	363	4475	938	4465	812	599	337	14	351			384

Table I—Directory of Community, Technical, and Junior Colleges

Institution	Location	Zip Code	Chief Executive Officer	Control Type	Enrollment: October 1986		Total
					Fulltime	Parttime	
Trinity Valley Community Clg	Athens	75751	William J. Campion	1	1478	2216	3694
Tyler Junior College	Tyler	75711	Raymond M. Hawkins	1	3634	3596	7230
Vernon Regional Junior College	Vernon	76384	Joe Mills	1	636	1165	1801
Victoria College	Victoria	77901	Poland E. Bing	1	1075	1878	2953
Weatherford College	Weatherford	76086	E. W. Mince	1	705	856	1561
Western Texas College	Snyder	79549	Harry L. Krenek	1	545	662	1207
Wharton County Junior College	Wharton	77488	Elbert C. Hutchins	1			2149
UTAH							
College of Eastern Utah	Price	84501	Michael A. Petersen	1	943	828	1771
Dixie College	St. George	84770	Douglas D. Alder	1	1705	1001	2706
Snow College	Ephraim	84627	Steven E. Bennion	1	1408		1408
Utah Valley Community College	Orem	84058	J. Marvin Higbee	1	4121	2371	6492
Utah Tech College-Salt Lake	Salt Lake City	84130-0808	Orville D. Carnahan	1	3749	5066	8815
VERMONT							
Champlain College	Burlington	05402	Robert A. Skiff	2	1256	442	1698
Community College of Vermont	Waterbury	05676	Kenneth Kalb	1	147	2840	2987
Vermont Technical College	Randolph Center	05061	Robert G. Clarke	1	610	58	668
VIRGINIA							
Blue Ridge Community College	Weyers Cave	24486	James C. Sears	1	544	1834	2378
Central Virginia CC	Lynchburg	24502	Johnnie E. Merritt	1	887	3022	3909
Comm Hosp C of Health Sciences	Roanoke	24008	Jerome Cohen	2	119	94	213
Dabney S. Lancaster CC	Clifton Forge	24422	John F. Backels	1	503	795	1298
Danville Community College	Danville	24541	Walter S. Delany, Jr.	1			1947
Eastern Shore CC	Melfa	23410	John C. Fiege	1	152	293	445
Germanna Community College	Locust Grove	22508	Francis S. Turnage	1	408	1813	2221
J. Sargeant Reynolds CC	Richmond	23261-2040	S. A. Burnette	1	1901	8693	10594
J. Sgt Reynolds CC-Downtown	Richmond	23261-2040	Robert T. Greene	1			4420
J. Sgt Reynolds CC-Parham Road	Richmond	23261-2040	Thomas A. Varner	1			6568
J. Sgt Reynolds CC-Western	Richmond	23261-2040	Richard E. Brewer	1			382
John Tyler Community College	Chester	23831	Freddie W. Nicholas	1	783	3329	4112
Lord Fairfax Community College	Middletown	22645	William H. McCoy	1	467	1726	2193
Mountain Empire CC	Big Stone Gap	24219	Victor B. Ficker	1	949	1322	2271
New River Community College	Dublin	24084	H. Randall Edwards	1	1095	1917	3012
Northern Virginia CC	Annandale	22003	Richard J. Ernst	1	7253	25814	33067
N Virginia CC-Alexandria	Alexandria	22041	Jean Netherton	1			10922
N Virginia CC-Annandale	Annandale	22003	Barbara D. Holmes	1			12390
N Virginia CC-Loudoun	Sterling	22170	R. Neil Reynolds	1			3738
N Virginia CC-Manassas	Manassas	22110	Wilfred B. Howsman	1			3102
N Virginia CC-Woodbridge	Woodbridge	22191	Lionel B. Sylvas	1			4160
Patrick Henry CC	Martinsville	24115-5311	Max F. Wingett	1	496	1272	1768
Paul D. Camp Community College	Franklin	23851	Michael B. McCall	1	314	884	1198
Piedmont Virginia CC	Charlottesville	22901	George B. Vaughan	1	674	3359	4033
Rappahannock Community College	Glenns	23149	John H. Upton	1	311	1121	1432
Rappahannock CC-North	Warsaw	22572	Marshall W. Mcleod	1			713
Rappahannock CC-South	Glenns	23149	Robert M. Sarderson	1			720
Richard Bland College	Petersburg	23805	Clarence Maze, Jr.	1	490	402	892
Southern Seminary JC	Buena Vista	24416	Joyce O. Davis	2	210	6	216
Southside Virginia CC	Alberta	23821	John Cavan	1	588	1092	1680

Table I—Directory of Community, Technical, and Junior Colleges

Fulltime	Enrollment: October 1985		Minority Enrollment	Noncredit Enrollment	Total Degrees Awarded	Total Certificates Awarded	Faculty			Professional Staff	Administrative Staff	Annual Tuition Charges
	Parttime	Total					Fulltime	Parttime	Total			
1437	2125	3562	868	4472	353	353	106	76	182			256
3296	3099	6395	1084	5189	731	109	199	147	346	31	10	240
605	1076	1681	304	7099	197	153	50	63	113	45	32	288
1046	1893	2939	687	618	182	106	68	45	113	4	10	192
662	728	1390	107	538	605	538	42	48	90		5	192
493	513	1006	157	503	110	34	39	13	52	15	10	240
		2149		2434								240
UTAH												
900	500	1400	433									603
1442	790	2232	50	303	305	111	68	25	93	27	8	594
1089	163	1252		995	261	21	60	9	69	34	6	631
3992	2021	6013	364	3884	554	386	168	150	318	72	37	711
3590	4717	8307	931	466	601	480	158	346	504	55	16	777
VERMONT												
1321	418	1739	12		457	40	51	43	94	29	26	4695
94	2184	2873	37	38	111			360	360		77	1152
685	76	761	10	65	188	5	54	9	63	15	5	2364
VIRGINIA												
546	1745	2291			161	84	43		43	6	11	754
887	2783	3670			236	100	65	96	161	7	11	765
71	83	154	19	1231	26	11						1800
512	760	1272	60	261	86	30	39	49	88		8	612
770	1118	1888		1230								
134	337	471	81		22	20	17		17		6	816
321	1426	1747	307	71	122	2	40	79	119	7	10	639
1953	7217	9170	2822	1329	352	130	168	288	455		25	723
		4366										
		5928										
779	3355	4134		4567	198	71	66	117	183		19	765
424	1525	1949	65	1133	132	88	32	61	93	2	12	765
875	1245	2120	40	38	152	140	48	86	128		13	612
907	1831	2738	131	2149	258	179	59	91	150	5	19	612
6662	25620	32282	6942	15682	1676	154	558	862	1420		57	612
		10880										
		11852										
		3508										
		2954										
386	1334	1720	242	708	143	41	37	38	75	2	9	612
332	800	1132	453	1133	109	59	27	34	61		10	612
648	2989	3637	451	117	199	58	57	153	210		18	612
305	1000	1305	274	620	80	33	22	60	82	9	4	765
492	416	908	150	228			29	16	45	4	5	1140
241	3	244	10	37	70	12	16	19	35	1	6	5600
529	1176	1705	601	480	88	97	46	83	129		18	816

Table I—Directory of Community, Technical, and Junior Colleges

Institution	Location	Zip Code	Chief Executive Officer	Control Type	Enrollment: October 1986		Total
					Fulltime	Parttime	
Southside VA CC-Christanna	Alberta	23821	John Cavan	1			1054
Southside VA CC-John H. Daniel	Keysville	23947	John Cavan	1			798
Southwest Virginia CC	Richlands	24641	Charles R. King	1	1407	3969	5376
Thomas Nelson CC	Hampton	23670	Robert G. Templin, Jr.	1	1428	4927	6355
Tidewater Community College	Portsmouth	23703	George B. Pass	1			
Tidewater CC-Chesapeake	Chesapeake	23320	Timothy H. Kerr	1	430	1523	1953
Tidewater CC-Frederick	Portsmouth	23703	Deborah DiCroce	1	922	3634	4556
Tidewater CC-Virginia Beach	Virginia Beach	23456	Michael F. LaBouve	1	2283	6739	9022
Virginia Highlands CC	Abingdon	24210	N. DeWitt Moore, Jr.	1	817	900	1717
Virginia Western CC	Roanoke	24015	Charles L. Downs	1	1480	5441	6921
Wytheville Community College	Wytheville	24382	William F. Snyder	1	630	1287	1917
WASHINGTON							
Bellevue Community College	Bellevue	98009	Paul N. Thompson	1	2912	4025	6937
Big Bend Community College	Moses Lake	98837	Peter D. Devries	1	599	1384	1983
Clark College	Vancouver	98663	Earl P. Johnson	1	3001	4376	7377
Columbia Basin College	Pasco	99301	Fred L. Esvelt	1	2098	3224	5322
Community College District XII	Centralia	98531	Dale Miller	1			
Centralia College	Centralia	98531	Henry P. Kirk	1	1155	1248	2403
South Puget Sound CC	Olympia	98502	Kenneth J. Minnaert	1	1347	2347	3694
Community Colleges of Spokane	Spokane	99207	C. Nelson Grote	1			
Spokane Community College	Spokane	99207	Donald E. Bressler	1	4109	667	4776
Spokane Falls CC	Spokane	99204	Phyllis E. Everest	1	3676	1646	5322
Edmonds Community College	Lynnwood	98036	Thomas C. Nielsen	1	2273	2489	4762
Everett Community College	Everett	98201	Robert J. Drewel	1	2283	4096	6379
Pierce College	Tacoma	98498	Brent Knight	1	3615	4527	8142
Grays Harbor College	Aberdeen	98520	Joseph A. Malik	1	845	1401	2246
Green River Community College	Auburn	98002	Richard Rutkowski	1			5555
Highline Community College	Des Moines	98198-9800	Snarley B. Gordon	1	3966	4040	8006
Lower Columbia College	Longview	98632	Vernon R. Pickett	1	1631	1879	3510
Lummi Community College	Bellingham	98226	Robert J. Lorence	1			319
Olympic College	Bremerton	98310-1699	Henry M. Milander	1	2157	3240	5397
Peninsula College	Port Angeles	98362	Paul G. Cornaby	1	724	2027	2751
Seattle CC District VI	Seattle	98119	Donald Phelps	1			
North Seattle CC	Seattle	98103	Barbara Daum	1	2422	3975	6397
Seattle Central CC	Seattle	98122	Charles Mitchell	1	3652	2402	6054
South Seattle CC	Seattle	98106	Jerry M. Brockey	1	094	2619	4713
Shoreline Community College	Seattle	98133	Ronald E. Bell	1	3802	2780	6582
Skagit Valley College	Mount Vernon	98273	James M. Ford	1	1603	3279	4882
Tacoma Community College	Tacoma	98465	Carleton M. Opgaard	1	2213	2124	4337
Walla Walla Community College	Walla Walla	99362	Steven L. Van Busdiele	1	1768	2073	3841
Wenatchee Valley College	Wenatchee	98801	Arnie Heuchert	1	1253	911	2164
Whatcom Community College	Bellingham	98226	Harold G. Heiner	1	741	1405	2146
Yakima Valley CC	Yakima	98907	James Brooks	1	2007	1469	3476
WEST VIRGINIA							
Beckley College, Inc.	Beckley	25802-2830	John W. Saunders	2	707	909	1616
Fairmont Community College	Fairmont	26554	Wendell Hardway	1	1237	1208	2445
Marshall U-Community College	Huntington	25701	F. David Wilkin	1	586	1169	1755
Ohio Valley College	Parkersburg	26101	E. Keith Stotts	3	213	10	223
Parkersburg Community College	Parkersburg	26101-9577	Eldon Miller	1	1289	1845	3134
Potomac State College	Keyser	26726	James L. McBee, Jr.	1	608	432	1040
Shepherd College-CC Component	Shepherdstown	25443	James A. Butcher	1	541	1538	2079
Southern West Virginia CC	Logan	25601	Gregory D. Adkins	1			

Table I—Directory of Community, Technical, and Junior Colleges

Fulltime	Enrollment: October 1985		Minority Enrollment	Noncredit Enrollment	Total Degrees Awarded	Total Certificates Awarded	Faculty			Professional Staff	Administrative Staff	Annual Tuition Charges
	Parttime	Total					Fulltime	Parttime	Total			
		1071										
1264	3661	792	72	526	327	103	64	162	226	7	17	
1426	4606	6032	1671	4257	428	198	105	142	247	10	14	765
					618	1448	7		7		2	612
367	1448	1815	410	537	96	49	26	70	96		10	612
795	2967	3762	1183	3534	195	127	93	101	194		19	612
2080	6231	8311	1605	1049	479	91	127	247	374		25	612
791	864	1655	26	550	182	104	53	38	91	5	12	765
1404	4503	5907	503	3939	498	103	105	165	270	12	18	612
622	1160	1782	56	950	209	50	44	79	123		16	765

WASHINGTON

2735	4032	6767	530	3383	540	13	207	204	411		26	730
704	1243	1947		150	175	20	44	61	105		8	759
2619	3285	5904	325	1297	491	101	124	233	357		28	736
2456	2818	5274	202	951	460	65	94	184	278		18	699
1047	1905	2952			217	111	56	112	168		11	699
1216	2214	3430	310	307	214	91	60	100	160	54	12	702
22906	546	4492		1074	1069	223	206	172	378		18	699
3136	1054	4190		3530	901	4	134	297	431		22	699
2795	3605	6400	457	65	448	210	109	141	250	15	30	699
2203	3915	6118	588	1613	432	185	110	153	263		18	699
3512	4498	8010	1512	279	917	60	85	86	171		19	699
1002	424	2426	118		188	128	43	108	151		15	
2967	2843	5810										
2603	4545	7148	1093	861	724	82	134	297	431	11	19	128
1546	2111	3700	118	511	291	54	79	99	178			699
66	187	253										
2485	3184	6669	609	297	421	108	98	213	311		17	699
815	1973	2788	196	384	192	10						
2315	3391	6322	1114	1489	754		107	172	279			
3542	2739	6430		614			138	300	438			
1986	2698	4684	1270	274	211	3	73	218	291			690
3010	3208	6218	624	639	625	38	144	164	308		24	696
1700	2802	4502	328		351	80	86	223	309	5	11	699
2495	2291	4790		1292	461		75	227	302	11	20	699
1609	2043	3652	340	330		93	95	124	219	11	11	
1184	1039	2223	144	422	255	35	66	81	147		14	705
553	1640	2193	222	123	141	13	26	77	103		9	665
2146	2585	4731	472	309	350	362	97	170	267		20	702

WEST VIRGINIA

613	930	1543	92	5	146	5	19	49	68	4	8	588
1250	1136	2386		119	683	2	174	138	312	5	12	896
580	1224	1811		1156	197	25	18	94	112			270
222	13	235	14	2	65	5	13	8	21	9	5	3120
1118	1894	3012	33	3010	252	30	69	105	174	18	10	600
586	429	1015	64		110	15	39	39	78	12	5	250
1016	866	1882	40		85		110	84	194	21	12	250
1030	1471	2501			231	43	54	95	149	11	6	600

Table I--Directory of Community, Technical, and Junior Colleges

Institution	Location	Zip Code	Chief Executive Officer	Control Type	Enrollment: October 1986		Total
					Fulltime	Parttime	
Southern W VA CC-Dempsey	Logan	25601	Gregory D. Adkins	1	1244	1374	2618
Southern W VA CC-Williamson	Williamson	25661	Gregory D. Adkins	1	1244	1374	2618
WV Inst of Tech-C & T Clg	Montgomery	25136	Robert Gillespie	1	716	130	846
West Virginia Northern CC	Wheeling	26003	Barbara Guthrie-Morse	1	914	1848	2762
West Virginia State CC	Institute	25112	Harry V. Scott	1			1119
WISCONSIN							
University Center System	Madison	53706	Kenneth Shaw	1			
U of WI Ctr-Baraboo-Sauk	Baraboo	53913	Aural Umhoeffer	1			518
U of WI Ctr-Barron	Rice Lake	54868	John F. Meggers	1	298	71	369
U of WI Ctr-Fond Du Lac	Fond Du Lac	54935	Willard J. Henken	1			595
U of WI Ctr-Fox Valley	Menasha	54952	John D. Silha	1	535	611	1146
U of WI Ctr-Manitowoc	Manitowoc	54220-6699	Roland A. Baldwin	1			484
U of WI Ctr-Marathon	Wausau	54401	Stephen R. Portch	1			1151
U of WI Ctr-Marquette	Marquette	54143	William A. Schmadtke	1	252	177	429
U of WI Ctr-Marshfield-Wood	Marshfield	54449	Nancy Aumann	1	319	251	570
U of WI Ctr-Richland	Richland Center	53581	Thomas R. Oates	1			305
U of WI Ctr-Rock	Janesville	53545	Thomas W. Walterman	1			948
U of WI Ctr-Sheboygan	Sheboygan	53081	Barbara P. Losty	1	345	291	636
U of WI Ctr-Washington	West Bend	53095	Robert O. Thompson	1	532	245	777
U of WI Ctr-Waukesha	Waukesha	53186	Mary S. Knudten	1	1027	1150	2177
WI Bd of Voc-Tech & Adult Ed	Madison	53707	Robert P. Sorensen	1			
Blackhawk Technical Institute	Janesville	53547	James Catania	1	834	849	1091
District One Tech Institute	Eau Claire	54701	Norbert K. Wurtzel	1	2376	1356	3732
Fox Valley Technical Institute	Appleton	54913	Stanley J. Spanbauer	1	2936	2393	5329
Fox Valley Tech Inst-Appleton	Appleton	54913	Stanley J. Spanbauer	1			2891
Fox Valley Tech Inst-Oshkosh	Oshkosh	54903	Catherine Zimmerman	1			360
Gateway Technical Institute	Kenosha	53141	John R. Birkholz	1	3153	6169	2066
Gateway Tech Inst-Elkhorn	Elkhorn	53121	Edwin J. Taibl	1			549
Gateway Tech Inst-Kenosha	Kenosha	53141	John R. Birkholz	1			3101
Gateway Tech Inst-Racine	Racine	53403	John R. Birkholz	1			2644
Lakeshore Technical Institute	Cleveland	53015	Frederick J. Nierode	1	927	1913	2840
Madison Area Technical College	Madison	53703-2599	Norman P. Mitby	1	4082	5122	9204
Mid-State Technical Institute	Wisconsin Rapids	54494	Melvin Schneeberg	1			
Mid-St Tech Inst-Marshfield	Marshfield	54449	James W. Olson	1	27	298	425
Mid-St Tech Inst-Stevens Point	Stevens Point	54481	Mary F. Zurawski	1	74	194	268
Mid-St Tech Inst-WI Rapids	Wisconsin Rapids	54494	Brian Oehler	1	754	407	1161
Milwaukee Area Tech College	Milwaukee	53203	Rus F. Slicker	1			
Milwaukee ATC-Milwaukee	Milwaukee	53203	Philip Langerman	1	4019	7709	11728
Milwaukee ATC-North	Mequon	53092	Beverly Simone	1	389	1755	2144
Milwaukee ATC-South	Oak Creek	53154	Richard H. Neumann	1	572	2608	3180
Milwaukee ATC-West	West Allis	53214	Donald G. Schwarz	1	417	1963	2380
Moraine Park Tech Institute	Fond Du Lac	54935	John J. Shanahan	1	1134	4030	5164
Moraine Park Tech-Beaver Dam	Beaver Dam	53916		1			1113
Moraine Park Tech-Fond Du Lac	Fond Du Lac	54935		1			4390
Moraine Park Tech-West Bend	West Bend	53095		1			2133
Nicolet Clg and Tech Inst	Rhineland	54501	Jack T. Lundy	1	506	599	1105
North Central Tech Institute	Wausau	54401	Donald Hagen	1	1481	526	2007
N Central Tech Inst-Antigo	Antigo	54409	Frank Trafford	1			2074
N Central Tech Inst-Wausau	Wausau	54401	Donald Hagen	1			4050
Northeast WI VTAE District	Green Bay	54307	Gerald D. Prindiville	1			
NE WI VTAE Dist-Green Bay	Green Bay	54307-9042	Gerald D. Prindiville	1	2028	3448	5476

Table I—Directory of Community, Technical, and Junior Colleges

Enrollment: October 1985			Minority Enrollment	Noncredit Enrollment	Total Degrees Awarded	Total Certificates Awarded	Faculty			Professional Staff	Administrative Staff	Annual Tuition Charges
Fulltime	Parttime	Total					Fulltime	Parttime	Total			
680	102	782	64	1250	231	43	54	95	149	11	6	600
851	1889	2740	64		231	43	54	95	149	11	6	600
		1069	110	790	185		34	18	52	2	2	250
				1816	230	78	60	83	143	19	5	600
WISCONSIN												
298	198	496										
275	61	336	29									1153
493	178	671										
540	653	1193			106		34	17	51	8	3	1104
304	174	478										
840	403	1243										
263	193	456		10	50	10	15	5	20	4	3	1259
321	189	510	9	1395	27							1261
196	98	294										
420	497	917										
381	307	688	20	1400	48		31	8		6	1	1244
487	234	721					26	14				1250
948	1086	2034	60	1500	100		68	11		14	10	1154
1990	986	1061	118	11127	449	107	84	53	137	18	19	590
2251	1424	3675	47	11113	1299	128	183	64	247	10	41	738
2910	2354	5224	320	42600	591	563	197	42	239	80	6	740
		2868										
		352										
2075	3647	1911	2604	20258	534	720	194	650	844	90	40	652
		3365		5550								
		2889			1550	5000	1270	1330	2600	310	120	570
974	2268	3242		19455	1091		150	39	186	210	40	590
					560		104	461	565	20	24	
4165	4541	8706	307	14899	1844	45	344	1178	1522	15	35	590
					193	347					7	
148	192	340	5	4400			11	1	12	5	1	
75	185	260	8	1900			7		7		2	
		1242	18	3700	186	230	57		57	30		
4449	8118	12567	3866	60108	1239	1169	453	511	964	254	106	738
468	1672	2140	114	8535			34	196	230	10	5	738
616	2520	3136	233	11367			54	236	290	10	5	738
477	2086	2563	237	7162			30	233	263	8	6	738
1014	3756	4770	100	12939	314	425	137	138	275		64	738
		1117										
		3909										
		1856										
511	734	1245	71	9825	177	34	54	14	68	18	5	750
1544	1974	3518	140	18239			126	45	171		57	800
		2052										
		3693										
137	95	232		46196	120		178	850	1028	24	36	868
2098	2843	4941	270	9746	1041		182	1525	1707	22	33	900

Table I—Directory of Community, Technical, and Junior Colleges

Institution	Location	Zip Code	Chief Executive Officer	Control Type	Enrollment: October 1986		Total
					Fulltime	Parttime	
NE WI VTAE Dist-Marquette	Marinette	54143	James Shane	1	250	108	353
NE WI VTAE Dist-Sturgeon	Sturgeon Bay	54235	Patricia L. Hyland	1	42	73	115
SW Wisconsin Voc-Tech Inst	Fennimore	53809	Ronald H. Anderson	1			1420
Waukesha County Tech Inst	Pewaukee	53072	Richard T. Anderson	1	1794	2905	4699
Western Wisconsin Tech Inst	La Crosse	54601	Beverly S. Simone	1			4144
WI Indianhead VTAE District	Shell Lake	54871	David R. Hildebrand	1			
WI Indian T I-Ashland	Ashland	54806	Donald N. Marcouiller	1	212	89	301
WI Indian T I-New Richmond	New Richmond	54017	Marilyn McCarty	1	289	500	789
WI Indian T I-Rice Lake	Rice Lake	54868	Mary Ellen Filkins	1	536	431	967
WI Indian T I-Superior	Superior	54880	Richard Parish	1	496	346	842
WYOMING							
Casper College	Casper	82601	Lloyd H. Loftin	1	1530	1542	3072
Central Wyoming College	Riverton	82501	Edward L. Donovan	1	533	629	1162
Eastern Wyoming College	Torrington	82240	Guido Smith	1	425	563	988
Laramie County CC	Cheyenne	82007	Timothy G. Davies	1	964	2579	3543
Northwest Community College	Powell	82435	Sinclair Orendorff	1	928	869	1797
Sheridan College	Sheridan	82801	Gordon A. Ward	1	642	944	1586
Western Wyoming CC	Rock Springs	82902	Terry Brown	1	473	919	1392
AMERICAN SAMOA							
American Samoa CC	Pago Pago	96799	Eneliko F. Soffa	1	1100	1107	2207
GUAM							
Guam Community College	Guam Ma	96921	Peter R. Nelson	1			1800
MICRONESIA							
Community Clg of Micronesia	Islands	96941	Catalino L. Cantero	1	236	96	332
Northern Marianas College	Saipan	96950	Agnes M. McPhetres	1	204	305	509
PUERTO RICO							
Catholic U of Puerto Rico	Ponce	00732	Tosello Giangiacomo CSSP	3			
Catholic U of PR-Arecibo	Arecibo	00613	Gloria E. Gandia de Munoz	3	669	383	1052
Catholic U of PR-Guayama	Guayama	00655	Felix A. Rosa Crespo	3	648	268	916
Catholic U of PR-Mayaguez	Mayaguez	00708	Willie Ocasio Cabanas	3	972	403	1375
Catholic U of PR-Ponce	Ponce	00732	Tosello O. Giangiacomo	3	6422	1997	8419
Interamerican UPR-Fajardo	Fajardo	00648	Yolanda Robles	2	1160	196	1356
Interamerican UPR-Guayama	Guayama	00654	Pablo Rivera	2			
Interamerican UPR-Ponce	Ponce	00731	Jose J. Correa	2	2648	953	3601
Puerto Rico Junior College	Rio Piedras	00928	Luis E. Gonzalez Vales	2	2837	878	3715
Ramirez Clg of Bus Technology	Santurce	00910	Ludy Pinero	4	1051	284	1335
ICPR Junior College	Hato Rey	00919	Enrique Pineiro	4	1448	618	2066
Interamerican U of Puerto Rico	San Juan	00936	Felix Torres Leon	2	1172	358	1530
Interamerican UPR-Aguadilla	Aguadilla	00603	Hilda M. Baco	2	2673	717	3390
Interamerican UPR-Arecibo	Arecibo	00613	Maria De Los A. Ortiz De Leon	2	4281	563	4844
Interamerican UPR-Barranquitas	Barranquitas	00618	Vidal Rivera Garcia	2			1399
Administration/Reg'l Clgs-UPR	San Juan	00931	William Riefkohl	1			
Aguadilla Reg. Co. - UPR	Ramey	00604	Ricardo E. Villalon	1	1416	77	1493
Bayamon Tech. U. College-UPR	Bayamon	00619	Aida Canals de Bira	1	3466	711	4177
Carolina Regional College-UPR	Carolina	00630	Andres Rodriguez Rubio	1	1440	183	1623
La Montana Reg. College-UPR	Utua	00761	Carmen G. Ortiz	1	541	30	571
Ponce Technological U Clg-UPR	Ponce	00731	Pedro E. Laboy	1	2024	112	2136

Table I—Directory of Community, Technical, and Junior Colleges

Enrollment: October 1985			Minority Enrollment	Noncredit Enrollment	Total Degrees Awarded	Total Certificates Awarded	Faculty			Professional Staff	Administrative Staff	Annual Tuition Charges
Fulltime	Parttime	Total					Fulltime	Parttime	Total			
72	51	314	4	6000	21	5045	13	205	218	8	2	450
822	268	123		379	76							900
1693	2814	1090	117	15403	745	382	146	488	634	42	53	590
		4507		11420								
		4589		20000								
169	136	305	35				22	1	23	25	2	800
723	366	689	5				33	9	42	10	1	800
544	274	818	22				44	2	46	8	1	800
486	307	793	41				38	4	42	7	1	800
WYOMING												
1522	1703	3225	93	580	355	145	134	43	177	28	8	420
610	462	1072	155	204	111	45	47	14	61	28	3	420
457	938	1395	33	9500	113	38	37	87	124	13	8	420
974	2122	3096	282	2253			92	93	185	9	24	528
707	911	1818	59	3753	196	50	76	72	148	23	5	420
583	1003	1586	24	593	124	40	62	138	200	13	5	528
440	818	1258		5000	124	33	49	33	82	15	8	490
AMERICAN SAMOA												
		987			91	5	42	2	44	8	6	30
GUAM												
457	1375	1832										
MICRONESIA												
103	215	334	331		39	63	20	10	30	5	12	1728
		318	480	129	27	9	18	43	61	15	4	1152
PUERTO RICO												
936	276	1212		936	1449	25	412	254	666	89		1650
					100		20	39	59		9	1650
							20	22	42		6	1650
							19	64	83		7	1650
9379	3245	9044			1449	25	278	115	393	89	44	1650
1160	295	1355	1356		284	24	39	36	75	33	34	
							305	497	802			
							64	84	148			
							79	146	225			
1232	220	1452					34	44	78			
							41	56	97			
							33	37	70			
							54	130	184			
4328	673	5001					80	113	193			1440
1406	94	1500	1492	410	150	206	58	2	60		20	300
3349	687	4036			828		180	26	206	25	51	500
		1384		165	157	160	75	11	86	6	3	
		558					51		51		18	240
1885	103	1988		346	380		109	10	119	6	15	300

Table I—Directory of Community, Technical, and Junior Colleges

Institution	Location	Zip Code	Chief Executive Officer	Control Type	Enrollment: October 1986		Total
					Fulltime	Parttime	
BRITISH HONDURAS							
St. Johns College	Belize City	C.A.	Leo F. Weber	3	370	3	373
CANADA							
Grande Prairie Regional Clg	Alberta	Canada T8V4C4	Dorothy Rowles	1	2200	1180	3380
Dawson College	Montreal	Canada H2Y 2H4	Robert E. Lavery	1			10300
Grant MacEwan Coll	Alberta	Canada T5J2P2	Gerard O. Kelly	1			6500
Keyano College	Alberta	Canada T9H2H7	Gerard Raymond	1	873	324	1197
Medicine Hat College	Alberta	Canada T1A3Y6	Charles J. Meagher	1	1478	954	2432
Mount Royal College	Alberta	Canada T3E6K6	Donald N. Baker	1			5800
Red Deer College	Alberta	Canada T4N5H5	E. J. Luterbach	1	4131	1326	5457
KOREA							
Shin-Cu Junior College	Songham City	Korea	Chong-ik Lee	2			
PANAMA							
Panama Canal College	Colon	Miami 34002 34002	Harold C. Brown	1	326	904	1230
SWITZERLAND							
American Clg of Switzerland	Leysin	1854	Daniel H. Queudot	2			
WEST GERMANY							
Schiller International U	West Germany		Walter W. Leibrecht	4	993	150	1143

Table I—Directory of Community, Technical, and Junior Colleges

Fulltime	Enrollment: October 1985		Minority Enrollment	Noncredit Enrollment	Total Degrees Awarded	Total Certificates Awarded	Faculty			Professional Staff	Administrative Staff	Annual Tuition Charges
	Parttime	Total					Fulltime	Parttime	Total			
BRITISH HONDURAS												
303	3	306			121		13	20	33	2	2	250
CANADA												
2724	1937	10335 6458		2500								425
1543	589	2132		6227						6		400
3565	2239	5804 3555		7388			392	201	593		47	412
KOREA												
PANAMA												
311	1009	1320	980	14	70	49	25	28	53	27	8	912
SWITZERLAND												
WEST GERMANY												
534	19	553			318	8	30	72	102	19	15	5500

TABLE A
Enrollments in Community, Technical, and Junior Colleges
1966-1986

Year	Number of Colleges	Fall Enrollment	Percentage Change from Previous Year
1966	837	1,464,099	13.27
1967	912	1,671,440	14.16
1968	993	1,954,116	16.91
1969	1,038	2,186,272	11.88
1970	1,091	2,499,837	14.34
1971	1,111	2,680,762	7.24
1972	1,141	2,866,062	6.91
1973	1,165	3,144,643	9.72
1974	1,203	3,527,340	12.17
1975	1,230	4,069,279	15.36
1976	1,233	4,084,976	0.39
1977	1,235	4,309,984	5.51
1978	1,234	4,304,058	-0.41
1979	1,230	4,487,872	4.27
1980	1,231	4,825,931	7.53
1981	1,219	4,887,675	1.27
1982	1,219	4,964,379	1.57
1983	1,219	4,947,975	-0.33
1984	1,222	4,836,819	-2.25
1985	1,222	4,751,903	-1.76
1986	1,224	4,890,664	2.98

TABLE B
Enrollments in Community, Technical, and Junior Colleges: Comparison of Part-Time and Full-Time Enrollments, 1966-1986

Year	Enrollment		Year	Enrollment	
	Part-T	Full-Time		Part-Time	Full-Time
1966	664,157	792,006	1977	2,554,097	1,703,238
1967	792,056	886,800	1978	2,623,434	1,634,022
1968	888,458	1,020,660	1979	2,790,574	1,646,046
1969	1,064,187	1,170,482	1980	2,981,252	1,791,292
1970	1,164,797	1,282,604	1981	3,059,768	1,774,668
1971	1,299,964	1,387,207	1982	3,117,979	1,853,074
1972	1,473,947	1,389,833	1983	2,998,648	1,792,642
1973	1,702,886	1,318,065	1984	3,047,129	1,643,937
1974	1,974,534	1,466,066	1985	2,873,466	1,514,310
1975	2,226,600	1,766,913	1986	3,262,185	1,650,898
1976	2,312,830	1,710,437			

TABLE C**Community, Technical, and Junior Colleges: Enrollment in Percentages, by Sex and Race, Fall 1985 and Fall 1986**

	Fall 1985	Fall 1986	Change
Total Female	53.2%	53.5%	+0.3%
Total Male	47.6%	46.9%	-0.7%
Minority Female	11.4%	11.7%	+0.3%
Minority Male	9.2%	9.3%	+0.1%
Total Minority	20.6%	21.0%	+0.4%

TABLE F**Associate Degrees and Certificates Awarded by Community, Technical, and Junior Colleges, Fall 1985 and Fall 1986**

	Fall 1985	Fall 1986	Change
General Education			
Associate Degrees	177,978	175,483	-0.3%
Occupational Education			
Associate Degrees	253,146	243,036	-3.0%
Total Associate Degrees	431,125	418,520	-1.9%
Certificates	136,513	131,531	-3.3%

NOTE: The figures are weighted estimates

TABLE D**Community, Technical, and Junior Colleges: Enrollment by Sex and Race, Fall 1985 and Fall 1986**

	Fall 1985	Fall 1986	Change
Total Female	2,527,301	2,616,968	+89,667
Total Male	2,263,333	2,296,115	+32,782
Minority Female	541,206	570,598	+29,392
Minority Male	436,896	454,580	+17,684

NOTE: The figures are weighted estimates.

TABLE G**Community, Technical, and Junior College Staff, Fall 1985 and Fall 1986**

	Fall 1985	Fall 1986	Change
Administrative			
Females	6,775	7,201	6.3%
Administrative			
Males	14,244	14,169	-0.5%
Professional			
Females	14,386	14,483	0.7%
Professional			
Males	11,660	11,914	2.2%
Full-time Faculty			
Females	45,001	44,786	-0.5%
Full-time Faculty			
Males	65,178	66,033	1.3%
Part-time Faculty			
Females	71,481	74,599	4.4%
Part-time Faculty			
Males	91,052	89,481	-1.7%
Total	319,776	322,666	0.9%

NOTE: The figures are weighted estimates.

TABLE E**Community, Technical, and Junior Colleges: Enrollment by Type of Control, Fall 1985 and Fall 1986**

	Fall 1985	Fall 1986	Change
Public	4,627,830	4,764,227	+136,397
Private			
Non-Profit	58,933	62,399	+3,466
Church-Related	47,156	45,389	-1,767
Private Proprietary	17,984	18,649	+665
TOTAL	4,751,903	4,890,664	+138,761

TABLE H**Average Annual Costs for Students of Community, Technical, and Junior Colleges, Fall 1985 and Fall 1986**

	Fall 1985	Fall 1986	Change
Tuition	\$1,390.76	\$1,500.45	7.9%
Board	\$1,171.48	\$1,252.50	6.9%
Dormitory	\$ 841.15	\$ 918.90	9.2%
Fees	\$ 184.65	\$ 181.13	-1.9%
TOTAL	\$3,588.04	\$3,852.98	+7.0%

NOTE: The figures are weighted estimates.

TABLE I**Average Tuition at Community, Technical, and Junior Colleges, Fall 1985 and Fall 1986**

	Fall 1985	Fall 1986
Public Institutions	\$ 635	\$ 687
Private Institutions	\$3,534	\$3,804
Church-Related Institutions	\$2,773	\$2,984
Proprietary Institutions	\$3,794	\$4,052
Total	\$ 932	\$1,007

TABLE J**Total Annual Operating Budgets at Community, Technical, and Junior Colleges, Fall 1985 and Fall 1986**

 Fall 1986	Fall 1985	Change
Public Institutions	\$13,414,316,503	\$12,910,142,616	3.9%
Private Institutions	\$236,250,226	\$217,483,841	8.6%
Church-Related Institutions	\$176,621,838	\$166,564,204	6.0%
Proprietary Institutions	\$77,203,772	\$72,914,673	5.9%
Total	\$13,904,392,339	\$13,367,105,335	4.0%

NOTE: The figures are weighted estimates

TABLE K**Operating Budgets of Public Community, Technical, and Junior Colleges: Percent Received by Income Sources**

	1986-87	1985-86	Change
Federal	7.38	8.76	-1.38
State	48.89	48.27	+0.62
Local Taxes	23.37	23.08	+0.29
Tuition	17.43	16.38	+1.05

TABLE L

**Community, Technical, and Junior Colleges: Enrollment in Public Institutions,
Rank Order by State, Fall 1985 and Fall 1986**

	Fall 1986	Fall 1985		Fall 1986	Fall 1985
California	1,030,223	979,966	Connecticut	40,241	40,752
Alabama*	346,741	309,267	South Carolina	38,169	37,304
Texas	310,644	301,398	Mississippi	37,246	37,843
Illinois	305,801	308,386	Indiana	33,646	33,184
New York	261,166	265,829	Georgia	27,432	28,119
Florida	225,429	217,917	Nevada	25,695	22,700
Michigan	204,689	202,780	Nebraska	25,624	24,738
Virginia	165,234	155,195	Kentucky	25,623	24,939
Arizona	148,063	136,927	Hawaii	21,693	21,588
Ohio	144,897	144,966	Utah	21,192	19,204
Washington	129,473	130,023	Alaska	17,333	18,930
North Carolina	127,223	127,414	New Mexico	17,318	17,336
New Jersey	108,412	109,893	West Virginia	15,180	14,697
Wisconsin	105,796	105,907	Wyoming	13,540	13,450
Maryland	92,298	93,812	Rhode Island	13,096	12,617
Pennsylvania	87,383	90,138	Arkansas	13,024	11,970
Massachusetts	66,577	67,748	Maine	9,931	10,614
Oregon	66,192	63,559	Delaware	7,936	7,573
Oklahoma	59,638	59,352	North Dakota	6,747	7,268
Missouri	56,107	56,264	Louisiana	6,258	6,417
Colorado	52,349	50,670	New Hampshire	5,503	5,239
Iowa	51,706	49,547	Idaho	4,846	4,181
Tennessee	50,661	46,907	Vermont	3,655	3,634
Kansas	45,557	43,817	Montana	3,310	3,537
Minnesota	41,163	39,782			

NOTE: South Dakota has no public community, technical, or junior colleges

*State enrollment totals for Alabama include both full- and part-time enrollment in the Community College of the Air Force

TABLE M

Community, Technical, and Junior Colleges: Associate Degrees Awarded by Public Institutions, Fall 1986

	Fall 1986		Fall 1986
Alaska	649	Montana	298
Alabama*	31,341	North Carolina	10,436
Arkansas	1,198	North Dakota	1,927
Arizona	5,818	Nebraska	2,343
California	45,807	New Hampshire	746
Colorado	4,392	New Jersey	9,361
Connecticut	3,818	New Mexico	979
Delaware	611	Nevada	940
Florida	21,117	New York	38,509
Georgia	3,160	Ohio	15,225
Hawaii	1,658	Oklahoma	4,323
Iowa	8,387	Oregon	3,819
Idaho	450	Pennsylvania	8,860
Illinois	23,725	Rhode Island	1,275
Indiana	3,711	South Carolina	4,401
Kansas	4,029	Tennessee	4,141
Kentucky	2,934	Texas	20,281
Louisiana	337	Utah	1,878
Massachusetts	7,556	Virginia	10,264
Maryland	6,619	Vermont	299
Maine	889	Washington	12,330
Michigan	16,912	Wisconsin	17,602
Minnesota	5,888	West Virginia	2,006
Missouri	4,489	Wyoming	1,386
Mississippi	4,434		

NOTE The figures are weighted estimates. South Dakota has no public community, technical, or junior colleges.
 *Degree totals for Alabama include the Community College of the Air Force.

TABLE N

Public Community, Technical, and Junior Colleges: Percent Operating Income Received from Federal, State, Local and Tuition Sources, by State, Fall 1986

	Federal	State	Local	Tuition		Federal	State	Local	Tuition
Alabama	11.50	66.50	5.80	16.20	Mississippi	9.66	52.44	14.88	18.66
Arizona	10.50	25.00	44.00	15.50	Montana	18.00	45.00	31.00	6.00
California	4.27	52.18	38.54	5.00	North Carolina	4.18	75.72	11.18	7.27
Colorado	15.50	43.50	25.50	15.50	North Dakota	8.00	54.00	20.00	18.00
Connecticut	4.00	69.00	15.00	12.00	Nebraska	4.00	35.00	37.50	20.75
Florida	2.00	71.75	3.25	21.75	New Jersey	9.00	25.00	36.00	27.00
Georgia	14.33	67.66	1.00	17.00	New Mexico	3.00	50.00	28.00	10.66
Iowa	7.42	46.85	11.71	27.71	New York	2.83	36.66	26.50	29.16
Idaho	13.00	46.00	28.00	13.00	Ohio	9.75	50.00	21.00	19.25
Illinois	4.80	37.60	30.00	27.40	Oklahoma	16.00	51.00	5.00	29.00
Indiana	1.00	72.00	1.00	27.00	Oregon	5.00	27.00	44.66	12.00
Kansas	5.16	24.33	53.16	14.16	Pennsylvania	3.00	36.42	20.42	30.85
Kentucky	4.50	61.50	10.50	18.00	South Carolina	13.85	56.57	10.71	16.85
Maine	12.50	63.50	6.00	17.00	Tennessee	37.50	43.00	4.50	16.00
Maryland	1.00	33.50	37.00	28.00	Texas	4.73	53.26	26.00	12.43
Michigan	1.80	49.00	18.80	29.80	Virginia	6.60	74.60	1.40	19.40
Minnesota	1.00	55.00	44.00	21.00	Washington	16.00	8.00	8.00	1.00
Missouri	7.87	38.87	29.87	18.62	Wisconsin	7.22	20.66	52.88	15.33

TABLE C

**Public Community, Technical, and Junior Colleges: Average Tuition, by State,
Fall 1985 and Fall 1986**

	Fall 1986	Fall 1985		Fall 1986	Fall 1985
Alaska	\$ 660.00	\$ 550.00	Montana	\$ 343.00	\$ 342.00
Alabama	\$ 696.55	\$ 537.93	North Carolina	\$ 221.81	\$ 166.02
Arkansas	\$ 572.57	\$ 548.57	North Dakota	\$ 978.00	\$ 866.00
Arizona	\$ 372.50	\$ 335.00	Nebraska	\$ 641.46	\$ 593.92
California	\$ 98.07	\$ 98.07	New Hampshire	\$1,466.66	\$1,408.33
Colorado	\$ 818.56	\$ 766.75	New Jersey	\$ 813.93	\$ 741.68
Connecticut	\$ 576.53	\$ 534.00	New Mexico	\$ 377.40	\$ 338.90
Florida	\$ 582.16	\$ 542.33	New York	\$1,272.23	\$1,189.50
Georgia	\$ 796.92	\$ 744.28	Ohio	\$1,442.76	\$1,384.92
Hawaii	\$ 270.00	\$ 252.85	Oklahoma	\$ 408.81	\$ 374.63
Iowa	\$ 958.54	\$ 902.00	Oregon	\$ 656.44	\$ 609.00
Idaho	\$ 350.00	\$ 350.00	Pennsylvania	\$1,060.15	\$ 938.38
Illinois	\$ 628.71	\$ 588.25	Rhode Island	\$ 784.00	\$ 740.00
Indiana	\$1,067.00	\$1,129.41	South Carolina	\$ 808.06	\$ 724.68
Kansas	\$ 469.50	\$ 432.64	Tennessee	\$ 636.00	\$ 562.15
Kentucky	\$ 629.33	\$ 600.83	Texas	\$ 255.72	\$ 232.82
Louisiana	\$ 765.00	\$ 558.00	Utah	\$ 663.20	\$ 617.40
Massachusetts	\$ 708.00	\$ 709.71	Virginia	\$ 685.29	\$ 712.37
Maryland	\$ 794.40	\$ 751.06	Vermont	\$1,758.00	\$1,631.00
Maine	\$1,413.00	\$1,413.00	Washington	\$ 676.28	\$ 646.52
Michigan	\$ 764.50	\$ 750.54	Wisconsin	\$ 864.26	\$ 747.11
Minnesota	\$1,247.10	\$1,172.94	West Virginia	\$ 479.55	\$ 429.77
Missouri	\$ 564.14	\$ 518.14	Wyoming	\$ 460.85	\$ 388.00
Mississippi	\$ 540.12	\$ 457.12			

APPENDIX TECHNICAL NOTES

Changes in Institutions Since the 1986 Directory

Colleges No Longer Listed

Georgia—Clayton Junior College
Kentucky—Lindsey Wilson College
Minnesota—St. Mary's Junior College
Ohio—Shawnee State Community College

Colleges No Longer Operating

Missouri—St. Paul's College
Arizona—College of Ganado

Colleges Added to List

Kentucky—Owensboro Community College
New Jersey—The Berkeley School—Garret

Reorganizations

Nebraska—The Fairbury campus of Southeast Community College has been merged with the Beatrice campus.

Name Changes

CALIFORNIA—The College of the Canyons is now Santa Clarita Community College District.
Riverside City College is now Riverside Community College.
GEORGIA—Draughon's Junior College is now South College.
NEW YORK—The Academy of Aeronautics is now the College of Aeronautics.
NORTH CAROLINA—Durham Technical Institute is now Durham Technical Community College.
James Sprunt Technical College is now the James Sprunt Community College.
TEXAS—Henderson County Junior College is now Trinity Valley Community College.

Definitions

Control Type. "1" signifies a public institution, "2" stands for a private, non-profit institution, "3" in-

dicates a church-related institution and "4" represents a private, for-profit institution.

Enrollment:

Fall Opening Enrollment. Headcount enrollment figures including all students, day and evening, full-time and part-time, enrolled in credit courses.

Full-time Student. A student carrying at least 12 credit hours or more per academic period.

Part-time Student. A student carrying 11 or fewer credit hours per academic period.

Minority Enrollment. Ethnic minority student headcount, day and evening, full-time and part-time, enrolled in credit courses.

Non-Credit Enrollment. Headcount enrollment figures including all students enrolled in courses or other community education programs that are non-credit activities.

Degrees and Certificates:

Total Degrees. Total general education and occupational/technical degrees granted in the last academic year.

Total Certificates. Total certificates and diplomas granted for credit programs in the last academic year.

Faculty and Staff:

Full-time Faculty. Faculty carrying teaching loads of 9 hours or more and spending 50 percent or more of their time teaching.

Part-time Faculty. Faculty carrying 8 hours or fewer.

Professional Staff. Includes such professional employees as librarians, counselors, learning lab coordinators, etc., if these staff are not classified in either faculty or administrative categories. Does not include classified staff, such as secretarial, clerical or maintenance.

Administrative Staff. Includes executive and managerial staff who work 50 percent or more of their time in positions reported as administrators.

Annual Tuition. Current-year annual student tuition charges.

ERIC Clearinghouse for
Junior Colleges