



FORT LAUDERDALE ORCHID SOCIETY

The purpose of the Society is to stimulate interest, provide education and enable exchange of information among those interested in the culture of orchids in all its aspects.

VOLUME 68 ISSUE 4
APRIL 2018



APRIL SPEAKER: ROY TOKUNAGA

It is after hurricane season! Roy says:



I grew up on the beautiful island of Maui, in the Hawaiian Island chain. I left Maui for Honolulu, Oahu to attend the University of Hawaii. It was in the honors program, my favorite mentor, Dr. Yoneo Sagawa, introduced me to Orchids and the new emerging technology of Orchid seed germination and cloning. I eventually earned a Bachelors in Education, to teach biology. I was recruited to work at an Orchid cloning laboratory, E&R Orchids. For seven years I honed my skills in seed germination and cloning. In 1981, I partnered with Harry Akagi to start H&R Nurseries in Waimanalo, Hawaii on the island of Oahu. I am an accredited judge for the American Orchid Society as well as the Honolulu Orchid Society.


Today, I have been hybridizing, cloning, and germinating seeds for more than 40 years. H&R maintains a laboratory to do its seed germination and grows Orchids under two acres of shade houses. I have been refocusing H&R to excel in the culture of species as well as providing hybrids in the Dendrobium and Cattleya Alliance. My passion has been the proper nutrition of Orchids and the mythical flower booster. I am working on a power point program to share my discoveries.

Mark Your Calendar

- March 31-April 1—Flamingo Orchid Society Show
- April 9 - Roy Tokunaga of H&R Nurseries returns! - Dendrobium *latouria* hybridizing
- April 14—Spring Ramble (see page 2 for details)
- May 14—Chuck McCartney — **Native Orchids: The Florida-Cuba Connection**
- May 19—Redlands Orchid Festival Bus (see page 2 for details)
- June 11—Norman Fang
- August 13—Movie Night
- October 8—Auction
- November 12—Francisco Miranda

President's Message

By Gigi Granger



I would like to express a big 'thank you' for everyone who signed up and volunteered for the Tropical Plant Fair March 24th and 25th. The event was held at Richardson Park and hosted by Chip Jones.

Chip is our tropical plant supplier of the background foliage for our show. He extended an invitation during breakdown and we gladly agreed to participate. A dozen FLOS members devoted a few hours to interact with the public and like-minded folks. Next month, I will have a full report and comments from the volunteers.



Phal. *schilleriana*—Olivier Turina

In This Newsletter

April Speaker—Roy Tokunaga	Page 1
President's Message	Page 1
Mark Your Calendar	Page 1
Spring Ramble	Page 2
Redlands Orchid Festival Bus	Page 2
FLOS Board Proposed Slate	Page 2
Dr. Catherine Mannion	Page 3
What D'Ya Know 'Bout Orchids?	Page 4
Welcome New Members	Page 5
March Ribbons	Page 5
Keiki Club News & Photos	Page 5

SPRING RAMBLE—April 14

Meet: Christ Lutheran Church
1955 East Oakland Park Blvd.
Fort Lauderdale, FL 33306

Departs: 8:00 AM Sharp

Returns: 4-5:00 PM

Destinations: Soroa Orchids –
lunch & shop—other stops TBD

Cost: \$35per person

What to bring:

Box or crate to hold purchases

Personal beverages

(water and juices will be available on the bus).

You may want snacks for the ride



Free plant Raffle on the bus!

Contact: Capt. Allen: 954-553-1351 or
tacogar@gmail.com

Redlands Orchid Festival Bus

Meet: Christ Lutheran Church
1955 East Oakland Park Blvd.

Fort Lauderdale, FL 33306

Departs: 9:00 AM

Leave Fruit & Spice Park: 3:00 PM

Cost: \$30 per person

What to bring:

Lunch

Box or crate to hold purchases

Personal beverages (water and juices
available on the bus).

You may want snacks for the ride

**Free entry to Redlands Orchid Festival
Drawings on bus for vendor donated plants**


Contact: Capt. Allen: 954-553-1351 or
tacogar@gmail.com

OFFICERS AND BOARD OF TRUSTEES 2018-2019 SLATE


President	Gigi Granger
1st Vice President	Rich Ackerman
2nd Vice President	Vicki Hallock
Recording Secretary	Jill Smith
Corresponding Secretary	Zoe Bejar
Treasurer	Brian Boyle

TRUSTEES

- 1 year Trustees: Joan Connors, Tin Ly, Allen Cogar
- 2 year Trustees: Rick Bellas, Paul Gumos
- 3 year Trustees: Sue Mitchell Grieg, Luanne Betz



C. aurantiaca
Rick Bellas



Encyvola Phoenix
Rick Bellas



Rlc. Barker's Island Lancer
Earl & Carla Barker



Den. anosmum—Bud Rumboli



Den. spectabile
Bob Stroozas



Den. spectabile—Steven White




Vanda tricolor—Bud Rumboli

MARCH PROGRAM:

DR. CATHERINE MANNION

Pests! The topic of the meeting dealt only with pests. I can attest that there was something new learned although if you didn't get it all you can see her again at Redlands Orchid Festival in May with residual questions.



Dr. Mannion's first and most important point was distinguishing disease, damage from sun, cold or water, from

pest disease. Once identified a proper response varies from surface pest control to insecticides that reside systemically within our beloved orchids. The surface or topical applications began with physical: a forceful stream of water dislodges soft scale and kills them by breaking their attached mouth parts. Commercial growers who can afford the labor use this method. Other topical agents included rubbing alcohol (70%, there's 91% but that is too strong, not ethanol because that is a waste and possibly harmful to plants, not humans), insect soaps, neem oil, dish soaps, and YouTube sensation Margott Bennett's Scale Blaster (1 part rubbing alcohol, 1 part formula 409, 1 part preferably distilled or bottled water), soaps, oil or scale blaster which suffocate or remove the covering that some pests use to protect themselves from the forceful water mentioned earlier. An emphasis was made by the speaker to test a small area of your plant as many species may not tolerate certain strengths. Additionally, during the heat of the day, some products may increase plant temperature inadvertently. It is often recommended by many to apply in the early morning or late afternoon. Dr. Mannion said that our watering regime wash off pests, although she pointed out that pests reside underneath the leaves, cataphyll, flowering bud sheath and may not be flushed during watering.

A systemic pest control, Orthene for example, offers

the most comprehensive control. Dr. Mannion stressed that all products, other than home remedies, have a concentration to prepare and interval of application. Most of this information is found on the label of the insecticides and can be found online for printing in larger fonts. Some products rid of larval stages only, as some neonicotinoids do, which leaves juvenile and mature pests unaffected.

From 2006 to 2013, 257 orchid samples were tested. The results showed 76% were positive for scale, spider mites, mealy bugs, and thrips. In addition to this data, Dr. Mannion stated that many beneficial insects feed on these pests and a good deal of caution should be taken to apply as needed, where needed, and for the type of problem to be sure not do kill helpful insects.

It takes time to identify and be familiar with signs of problems in our collections. For the most part discoloration is key, and an immediate response is required for best results. Therefore, isolate your new acquisitions for an indeterminate amount of time and watch for problems that came along with them. A last caveat is that pests travel and will return seasonally.


Keep up with the basics! Air movement, space out your plants, do a daily check while enjoying them...and your ethanol. (Omar Gonzalez)



Den. farmeri var. albiflorum
Bob Stroozas



Den. Smiliae— Carol Jones



Ansellia africana var. aurea
Rich Ackerman



Den. Anosmum
Steven White

What D'Ya Know 'Bout Orchids?

Text and Photographs by Daniel L. Geiger, PhD, 240 Orchids March 2018 www.AOS.org

Precious little, I have to confess. Although, I should know a lot given that I have one of them fancy pee-itch-dees. But let me tell you, it does not protect me from some rather stunning errors in orchid horticulture. Today I want to confess to you about two such missteps. I hope it will be illustrative, and help you find your way out of your own culture rabbit hole.

ACIANTHERA STRUPIFOLIA

Acianthera strupifolia is one of those atypical pleurothallids, not tiny with delicate leaves, but a plant with over foot-long (30-cm) leaves that are stiff like boards, akin to *Cattleya*. Bending the leaves more than about 15 degrees will break them. Such a leaf type, any learned biologist will tell you, is of a xerophyllic morphology. “Xero-“ stands for dry, so a leaf adapted to dry conditions. Most orchids are epiphytes, despite the fact that most are cultivated in pots. As I strive for naturalistic cultivation, that *Acianthera strupifolia* had to come out of the pot.

Mounting can be achieved by a variety of means, and given the dry adaptation of the leaves, I opted for bare roots tied to a bark mount. The finished mount was placed in the center of my tiny greenhouse, so I could watch it flourish. However, the leaves started to shrivel, which is to be expected after some changed culture condition. And the plant shriveled more, so I placed it a bit closer to the ultrasonic fogger. And it shriveled more, so I watered it twice a day. And it still shriveled. The plant was no longer looking happy, so I had to do something.

If dry mounting does not work, how about sopping wet? The remains came off the bark mount, and went into a 1-gallon (3.785-L) regular plastic plant pot, stuffed with sphagnum moss, and kept dripping wet, hanging from the rim. Lo and behold, the plant sprung new leaves, and a good year later, it produced flowers again. Curious what the roots looked like, I took it out of the pot and noticed a dense meshwork of roots all through the sphagnum moss and along the walls of the pot. Now that is a happy plant!

With 20–20 hindsight, I should have taken more cues from the thin stringy roots, rather than the thick leaves. Interestingly enough, at an orchid show at the Huntington Botanical Gardens, I saw a sorry specimen mounted on bark. I tried to find the grower, but we never connected.

LOCKHARTIA LUNIFERA

Lockhartia lunifera is a pretty common plant in horticulture with long, slender growths, and terminal yellow flowers. Again, it had to come out of its pot. In this case, I concluded that given those long growths, it surely must grow because upright would not satisfy biomechanical (another learned word) considerations. With a bit of moss for moisture retention, it was mounted with hanging stems on some rough bark. After a while, new growth formed, and they bent upward. How peculiar. But as they grow, their own weight will certainly pull them down by gravity. And grow they did: upright!

Now I have a very confused plant: the old stems hanging down, the new ones growing up. I cannot really remount the plant, because some stems now will certainly be the wrong way up or down. So I decided to let the plant sort itself out over time. I have done enough damage. Lesson learned: if it grows upright in a pot, put it upright on the mount. Do not overthink it.

— Daniel L. Geiger, Chair, AOS Research Committee



The author's *Acianthera* (*Pleurothallis*) *strupifolia* after recognizing the species' need for constantly moist conditions at its roots.



The author's mounted specimen of *Lockhartia lunifera*. Notice how the newer growth has continued to grow upright rather than, as the author thought, assume a pendent aspect.

MEMBERS' PAGE

Welcome New Members

March Ribbons

5

Keiki Club News

Keiki Photos

Welcome to our new members:

Jeff Westerheide & Vince Otero
 Cathy Ellison & Sharon Crider
 Michelle Durnil

Charles Lotzar
 Clifford Cideko
 May Muench

MARCH RIBBONS

<i>C. aurantiaca</i>	Rick Bellas	Blue
<i>Den. aggregatum</i>	Luanne Betz	Blue
<i>Den. anosmum</i>	Steven White	Blue
<i>Den. smiliae</i>	Carol Jones	Blue
<i>Den. spectabile</i>	Bob Stroozas	Blue
<i>Den. Spring Jewel</i>	Bob Stroozas	Blue
<i>Encyvola Phoenix</i>	Rick Bellas	Blue
<i>Lctna. Renate</i>	Chris Crepage	Blue
<i>Max. tenuifolia</i>	Jessie Adderly	Blue
<i>Rlc. Barker's Island Lancer</i>	Earl & Carla Barker	Blue
<i>Tolumnia calochilum</i>	Dolores Hurst	Blue
<i>Vanda luzonica</i>	Bud Rumboli	Blue
<i>Ansellia africana var. aurea</i>	Rich Ackerman	Cultural
<i>Ctt. Tutankamen</i>	Davis/Dusch	Cultural
<i>Den. aggregatum</i>	Bud Rumboli	Cultural
<i>Den. anosmum</i>	Bud Rumboli	Cultural
<i>Den. farmeri var. albiflorum</i>	Bob Stroozas	Cultural
<i>Den. spectabile</i>	Steven White	Cultural
<i>Diodonopsis orinacea</i>	Vicki Hllock	Cultural
<i>Fredclarkeara Turning Point*</i>	Bob Stroozas	Cultural
<i>Phal. schilleriana</i>	Olivier Turina	Cultural

*Denotes Registered Cross

Keiki Club News

Sunday, March 18th the Keikis gathered in the magnificent orchid environment at the home of Richard Mach and Julius Bianchi and what a glorious afternoon! It was great to welcome several brand new Keikis to our group and to let them know that we're here to help them become better hobbyists. Everyone was mesmerized by the amazing number of beautifully blooming orchids that seemingly were everywhere--hanging on mounts, in pots, festooning the palm trees, sitting on tables and in every nook and cranny. Richard gave an informative talk about how he and Julius have only been growing their plants for a few years but by trying new and varied procedures they have become incredibly successful growers. He talked about his watering routine and how they like to grow many of their plants without potting medium because it eliminates the guesswork involved in wondering if a potted plant is dry enough. They also have a rack set aside for orchid "trriage" so they can administer special care and their collection can't become jeopardized by a problem plant. Julius served delicious drinks and many Keikis brought refreshments as well. Many thanks to our gracious hosts for a perfectly delightful afternoon in the presence of good folks and beautiful orchids!

We encourage the Keikis to volunteer for many of the events that are coming up and also to get on that bus for Captain Allen's April Ramble on the 14th. Also, we will need someone to take care of the door during our regular member's meetings so, please sign up to help.

Our next meeting will take place on April 21st at the home of Jesse and Dee Vance, the proprietors of Nature's Relics, the beautiful wood wall hangings and orchid mounts. Watch your email a week prior for specifics.

Jill Smith (jsmith8146@comcast.net)
 Rick Bellas (willbell@aol.com)



Photos by Jill Smith



Please support our advertisers. They help pay for the expense of this newsletter.

MARKETPLACE

Market Place


6

Address/Directions



Diana Waterous Centorino
Attorney at Law, P.A.
Also Member of New Hampshire, Massachusetts, Washington, D.C. and Nebraska Bars

1230 Southeast 4th Avenue
Fort Lauderdale, Florida 33316-1912
Tel 954.462.7760
Fax 954.462.7761
DWC@dianawaterouacentorino.com



Carmela Orchids

Sheldon Takasaki

PO Box 277
Hakalau, Hawaii 96710
Tel. 808-963-6189
Fax. 808-963-6125

Web site: www.carmelaorchids.net
Email: carmelaorchids@Hawaii.rr.com



Norma Jeanne Flack D.O.
Board Certified Eye Surgeon

Glaucoma Specialist
Cataract & Laser Surgery
Oculoplastics
Eye Exams
Botox / Fillers

Cross Medical Building
2334 NE 53rd Street • Ft. Lauderdale, FL 33308
954-776-0292



Green Barn Orchid Supplies

Everything you need to grow beautiful orchids

Co-Proprietors: Lynn Lappin and Hyla Levine

5185 Conklin Drive
Delray Beach, FL 33484
(561) 499-2810
(fax) (561) 989-0850

Web site: www.greenbarnorchid.com




Olivier Turina, P.A.
Realtor, GRI

C 954-591-1487
OlivierFTL@gmail.com
2039 Wilton Dr., Wilton Manors, FL 33305
Français - Italiano - Deutsch - Nederlands

TurinaRussell Network

Thank you to our kitchen volunteers: Kathy Homann, Deb Johnson & Fran Renguso.

Refreshments were provided by Vince Otero, Carol Jones, Carrie Ackerman, Ginny Salus, Deb Johnson, Kathy Homann, Fran Renguso, Rosemary, Joan Connors, Tena Swiller, Michelle Durnil, Elaine Jordan, Norma Jeanne Flack



Fort Lauderdale Orchid Society

P.O. Box 4677

Fort Lauderdale, FL 33338

Regular Meetings: Second Monday of each month
Time: 7:30 pm
Place: Christ Lutheran Church Social Hall
1955 East Oakland Park Blvd.
Fort Lauderdale, FL 33306

Label here

Directions: From I 95 take East Oakland Park Blvd. for 2.4 miles, turn left on NE 20th Ave. Or take US -1 (Federal Hwy.) to Oakland Park Blvd. west for two blocks, turn north on NE 20th Ave. Park in the rear of the church which is on the NW corner of Oakland Park Blvd. and NE 20th Ave.

President: Gigi Granger
1st Vice President: Rich Ackerman
2nd Vice President: Zoe Bejar
Recording Sec.: Vicki Hallock
Corresponding Sec.: Jijll Smith
Treasurer: Brian Boyle
Newsletter: Ginny Salus, Editor - 954-532-7637
Website: www.FLOS.org