

LOOK for our Fungi



Putting Victoria's fungal biodiversity on the map

started in late 2017, when we were delighted to receive a Victorian Government Community & Volunteer Action (CVA) grant to support biodiversity protection and recovery actions.

This is a quick guide to get you started on some of the local **North Central region** fungi. We recommend using the iNaturalist Fungimap Australia project (read more about this on the next page).




This guide includes some names and pictures of some of the fungi you should look out for. The most common group of easily seen fungi are the mushrooms called 'Agarics'. Then there is a spread of the 'Lost Fungi' for your region. Followed by some other easily recognisable fungi that are not mushroom shapes. Finally we share some information about protecting our bushlands.

Help us find our 'Lost Fungi'. Not all fungi are easily recognisable and some of them are rarely seen. These uncommon fungi are at greater risk than common fungi as they reproduce infrequently. For more information about the **Lost Fungi Booklet** **here** <https://fungimap.org.au/cva-project/>



Share your records



You need to have registered with iNaturalist and then add data to our project but anyone can see the data. This can be done through a computer online or smart devices using apps both android and apple.



Share images and records of recognisable fungi, using iNaturalist Fungimap Australia project:

<https://www.inaturalist.org/projects/fungimap-australia>

People are getting on to our iNaturalist project to identify photos submitted, including from the Fungimap ID team.

You have to 'sign up' with iNaturalist and remember you are sharing data about your location. The photos need to be clear, and usually to show top and underside to have a chance of being identified, several images maybe needed. There is an identification algorithm that works well so always put your best identification shot first. It is also helpful to include a habitat shot so we get a sense of the local environment.

Research grade records contribute to the biodiversity data in the Atlas of Living Australia, our national biodiversity portal. Contributing fungi records means we will learn more about the biodiversity of fungi, where they are locally and how this might change over time.

If iNaturalist doesn't suit you, please feel free to continue to send records to the Fungimap ID Team <fungimapids@gmail.com> - they are welcome.

Tips for clear images

Set the fungi up so that you can see as **many features** in one shot or take several images showing important features.


- Get close, use macro settings where possible
- Have good light without glare, use tripods, timers, diffuse lights in low light conditions
- Use Aperture-priority or image stacking modes

At least one image should include:

- Add size like a ruler or 5 cent piece 'echidna'
- A white point object like a label to help with digital colour corrections
- Mirrors can help with under surface shots
- Fungi habitat

Capture ephemeral features:

- Colour changes, milk etc.
- Stem base like discs etc.
- Veil remains, rings, volvas etc.



Clear gills


Ring &
spore print

Upper surface


Other visible characters:

- Cluster
- On wood

Spectacular Rustgill (*Gymnopilus junonius*, Eileen Laidlaw)



Agarics



Vermillion Grisette (*Amanita xanthocephala*, Torbjorn von Strokirch)




Elegant Blue Webcap (*Cortinarius rotundisporus*, John Walter)



Lawyer's Wig (*Coprinus comatus*, Richard Hartland)



Yellow Navel (*Lichenomphalia chromacea*, Reiner Richter)



Agarics



Brown Oyster (*Pleurotus australis*, Eileen Laidlaw)



Ghost Fungus (*Omphalotus nidiformis*, Eileen Laidlaw)



Pixie's Parasol (*Mycena interrupta*, Torbjorn von Strokirch)




Burgundy Wood Tubaria (*Tubaria rufolva*, Torbjorn von Strokirch)





Lost Agarics



Blue-grey Navel (*Arrhenia* aff. *chlorocyanea*, John Eichler)



Steel-blue Rozites (*Cortinarius metallicus*, John Eichler)



Yellow Skinhead (*Cortinarius canarius*, Geoff Lay)



Underside of Sunrise Bonnet (*Mycena roseoflava*, Reiner Richter)



Find our more about our **Lost Fungi** here
<https://fungimap.org.au/cva-project/>



Lost Fungi




Arid Darkspore Truffle (*Agaricus melanosporus*, Joy Clusker)



Stemless Earpick (*Auriscalpium* sp. 'Blackwood', Jurrie Hubregtse)




Tea-tree Fingers (*Hypocreopsis amplexans*, SJM McMullan-Fisher)




← pores

Chestnut Polypore (*Laccocephalum hartmannii*, Eileen Laidlaw)





Other Fungi



Pagoda Fungus (*Podoserpula pusio*,
Eileen Laidlaw)




Horn of Plenty (*Craterellus
cornucopioides*, Richard Hartland)



Curry Punk (*Piptoporus
australiensis*, Paul George)



Little Ping-pong Bat (*Panellus
pusillus*, Sarah Lloyd)



Other Fungi



Anemone Stinkhorn (*Asero rubra*,
Richard Hartland)



Purple Jellydisk (*Ascocoryne sarcoides*, T. von Strokirch)



Salmon Gum Bolete (*Phlebopus marginatus*, Wayne Martin)



Small Dung Button (*Poronia erici*,
Richard Hartland)



Please Take Care

- Protect our bush by arriving with clean and dry equipment, including footwear and hats. So best to ***Arrive clean. Leave clean!***
 - Ideally Phytoclean or methylated spirits should also be used to clean boots and equipment between any sites you visit.
 - For vehicles do not drive on access tracks when it is wet.
 - Never go from infected sites to clean areas.
 - These protective measures help prevent the spread of species we don't know are a problem yet.
- Be mindful of rarity.
 - Do not collect all fruit bodies, leave some for spores.
 - Be careful about not disturbing or removing substrate.
 - Please do NOT collect Tea-tree Fingers (*Hypocreopsis amplectens*), nor *Hymenochaete* species.
- Have a Permit for collections
 - If collections are made ideally written proof like an email of land holders permission (for the Nagoya Protocol which is trying to prevent biopiracy).
 - Tea-tree Fingers (*Hypocreopsis amplectens*) and lichens: Black-beard Lichen (*Neuropogon acromelanus*), *Xanthoparmelia suberadicata* and *Xanthoparmelia victoriana* are a FFG listed species in Victoria so a specific collection permit is needed.



Prevent weedy fungi ☹️

Protect our bush by arriving with clean and dry equipment, including footwear and hats. Below are two fungal weeds that are commonly spread by people, so best to **Arrive clean. Leave clean!**

<https://fungimap.org.au/help-stop-the-spread-of-weedy-fungi/>

☹️ Orange Ping-pong Bats (*Favolaschia calocera*)

This weedy wood rot fungi pushes out the diversity of native fungal recyclers. They can spread spores from high in the canopy so best to prevent them getting into your local bushlands.



☹️ Orange Ping-pong Bats (*Favolaschia calocera*, Richard Hartland)

☹️ Fly Agaric (*Amanita muscaria*)

This weedy mycorrhizal fungus came in with Pine trees. As well as many exotic trees it is a less useful partner to Eucalypts and Myrtle Beech trees.



☹️ Fly Agaric (*Amanita muscaria*, Ian Bell)

Shared records help us understand:



- Establish range including over time and survey gaps
- Bioclimatic and host preferences
- Conservation status and likely threats
- Model likely responses to climate warming



For more information about this project contact us at:

fungimap@gmail.com

This page has the downloadable booklets for the *Lost fungi* and *Tea-tree Fingers* and links to:

- iNaturalist
- Biocollect



<https://fungimap.org.au/putting-victorias-fungal-biodiversity-on-the-map-update/>

Thanks to everyone for your interest and support.

This project has been funded by the Victorian Government. Fungimap Inc. is hosted by the Royal Botanic Gardens Victoria.

