

THE NEW VALUE FRONTIER

Securities Code in Japan: 6971



[Accompanying Materials for the 51st Ordinary General Meeting of Shareholders]

# FINANCIAL REPORT

for the year ended March 31, 2005

(From April 1, 2004 to March 31, 2005)

(Translation of Japanese material circulated to shareholders in Japan)

KYOCERA Corporation

# Kyocera Management Philosophy

## Corporate Motto

敬天愛人

“Respect the Divine and Love People”

Preserve the spirit to work fairly and honorably,  
respecting people, our work, our company and our global community.

## Management Rationale

To provide opportunities for the material and intellectual growth of all our employees, and through our joint effort, contribute to the advancement of society and humankind.

## Management Philosophy

To coexist harmoniously with nature and society.  
Harmonious coexistence is the underlying foundation of all our business activities as we work to create a world of abundance and peace.

## TABLE OF CONTENTS

Kyocera Management Philosophy

Greetings ..... 1

## Accompanying Materials for the 51st Ordinary General Meeting of Shareholders

Business Report ..... 2-19

1. BUSINESS OUTLINE ..... 2

2. COMPANY OVERVIEW ..... 12

3. SIGNIFICANT EVENTS OCCURRING SUBSEQUENT  
TO FISCAL 2005 WITH REGARD TO  
BUSINESS SITUATION OF KYOCERA CORPORATION  
AND ITS CONSOLIDATED SUBSIDIARIES ..... 19

Consolidated Balance Sheets ..... 20

Consolidated Statements of Income ..... 22

Consolidated Statements of Cash Flows  
(For Reference Only) ..... 23

Non-Consolidated Balance Sheets ..... 26

Non-Consolidated Statements of Income ..... 27

Proposed Appropriation  
of Retained Earnings ..... 30

Copy of Audit Report  
of Independent Auditors ..... 31

Copy of Audit Report  
of Board of Corporate Auditors ..... 32



*Kazuo Inamori*

Kazuo Inamori  
Chairman Emeritus and Director

## Kyocera was built upon a unique foundation: the human spirit

When I founded Kyocera, I didn't have sufficient funding, let alone decent facilities or equipment. However, I was fortunate enough to have associates with whom I felt a spiritual bond. We shared every joy and pain, just like a family. I therefore decided to run this company with faith in the human spirit. The human spirit is said to be easily changed. Yet, when a deep sense of trust exists, I have found that there is nothing stronger or more reliable than our spiritual ties. Today, this faith in the human spirit forms the very heart of Kyocera.


We hope this message finds all of our shareholders well.

We would like to take this opportunity to extend our greetings to you before providing you with the Financial Report for the year ended March 31, 2005.

Kyocera Group is promoting “High-Value-Added Diversification” aiming to be “a Creative Company that Continues to Grow in the 21st Century.” Each operating segment pursues synergistic effects within the Group and establishes a highly profitable business to maximize the value of the Group for the shareholders. To promote this consolidated management, Kyocera Corporation introduced a new executive officer system as from June 1, 2005 and appointed a Chief Executive Officer (CEO), a Chief Financial Officer (CFO) and a Chief Operating Officer (COO). Kyocera Corporation also introduced a “Corporate Business Group System” to enhance its consolidated management structure and to make management responsibility clear. Under these new systems, Kyocera Group will pursue improved Group performance into the future.

Kyocera Corporation also changed its traditional dividend policy, which emphasized stable payment of dividends. The new dividend policy calls for proposal of dividend amounts based on management's overall judgment, taking into consideration the amount of capital expenditures necessary for the growth of Kyocera Group in the mid to long term and in closer linkage with the consolidated performance of the Group. We continue to affirm that the most important challenge for its management is to maximize return of profits to shareholders in order to meet shareholder expectations.

We will very much appreciate the ongoing support of our shareholders for the efforts of Kyocera Group.

A handwritten signature in black ink, appearing to read 'K. Itoh'.

**Kensuke Itoh**  
Chairman of the Board and  
Representative Director

A handwritten signature in black ink, appearing to read 'Y. Nishiguchi'.

**Yasuo Nishiguchi**  
President and  
Representative Director

## 1. BUSINESS OUTLINE

### (1) Business Developments and Results of Kyocera Corporation and its Consolidated Subsidiaries

In the year ended March 31, 2005 (fiscal 2005), although production activities expanded in the manufacturing sector in the first half of fiscal 2005, they declined markedly from the start of the second half, especially for electronics equipment. This led to a slump in exports and ensuing deceleration in the Japanese economy. Overseas, despite a slowdown in the European economy, the U.S. economy showed steady recovery supported by solid personal consumption and expansion of capital expenditures, while the Asian economy continued to show strong growth, particularly in China.

With respect to the businesses of Kyocera Group, declining demand for mobile phone handsets, computer equipment and digital consumer products forced customers to conduct production adjustments in the second half of fiscal 2005, which resulted in a decline in orders to Kyocera Group. Coupled with this, component prices continued to decline, as did the sales prices of telecommunications equipment and information equipment. Consequently, both the components business and the equipment business were faced with a difficult business environment.

Sales in the Fine Ceramics Group and the Electronic Device Group increased in the first half of fiscal 2005, supported by burgeoning component demand. Conversely, sales in the Equipment Group decreased as compared with fiscal 2004 mainly due

to sluggish sales of mobile phone handsets in the Kyocera Group's core markets, the United States and Japan. As a result, consolidated net sales of Kyocera Corporation and its consolidated subsidiaries for fiscal 2005 increased by 3.5% from fiscal 2004 to ¥1,180,655 million.


Due to a one-time charge in the amount of approximately ¥11.7 billion, including charge related to structural reforms in the telecommunications equipment and optical instruments businesses aimed at improving profitability in the future, and to the absence of gains recorded in fiscal 2004 in the amounts of ¥18.9 billion due to settlement of a substitutional portion of the benefit obligations related to employees pension fund at Kyocera Corporation and a subsidiary and ¥6.0 billion in connection with withdrawal from the employees pension fund by a subsidiary, consolidated profit from operations decreased by 7.3% compared with fiscal 2004 to 100,968 million and consolidated income before income taxes decreased by 6.5% compared with fiscal 2004 to ¥107,530 million. Consolidated net income decreased by 32.6% compared with fiscal 2004 to ¥45,908 million due to additional tax in the amount of approximately ¥12.7 billion resulting from a notice of tax assessment from the National Tax Bureau in connection with transfer pricing adjustments relating to the transfers of products between Kyocera Corporation and its overseas subsidiaries for the five years from fiscal 1999 through fiscal 2003.

## HIGHLIGHTS OF CONSOLIDATED RESULTS


### Net sales (Yen in millions)



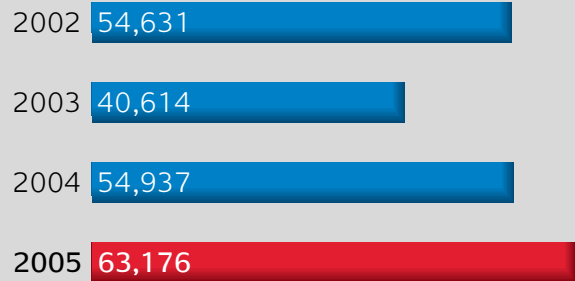
### Net income (Yen in millions)



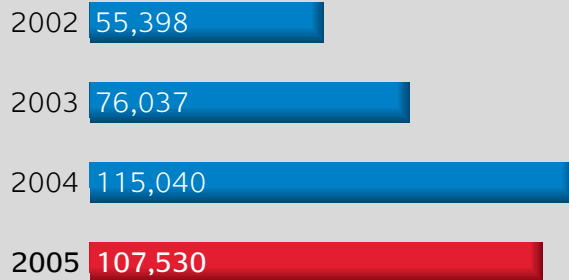
### Profit from operations (Yen in millions)



### Capital expenditures (Yen in millions)



### Income before income taxes (Yen in millions)



### Depreciation (Yen in millions)



## [Performance by Operating Segments]

### (1) Fine Ceramics Group

**Net Sales: ¥295,383 million;**  
increase by 15.5% from fiscal 2004

#### Net Sales (Yen in millions)

2002	252,879
2003	238,867
2004	255,805
2005	295,383

**Operating Profit: ¥46,214 million;**  
increase by 48.4% from fiscal 2004

#### Operating Profit (Yen in millions)

2002	20,137
2003	18,797
2004	31,139
2005	46,214



Photovoltaic Generating System for Home Use



Ceramic Packages for Electronic Components

- Net sales increased by 15.5% compared with fiscal 2004 to ¥295,383 million.
- Operating profit increased by 48.4% compared with fiscal 2004 to ¥46,214 million.
- Sales of solar modules and solar power generation systems increased significantly, especially in Europe and Japan, while sales of cutting tools, primarily for the automotive industry, were also strong. Demand was brisk for fine ceramic parts, notably components for semiconductor fabrication equipment and LCD fabrication equipment, and sapphire substrates for LEDs (Light-Emitting Diodes). In semiconductor parts, sales of ceramic packages and organic packages for mobile phone handsets and digital consumer products grew substantially.
- Operating profit in this segment increased dramatically compared with fiscal 2004 due to the positive effects of the sales increase and improved productivity in each business division, particularly semiconductor parts, solar power generation systems and cutting tools.

## (2) Electronic Device Group

Net Sales: ¥262,997 million;  
increase by 2.4% from fiscal 2004

### Net Sales (Yen in millions)

2002	234,938
2003	227,962
2004	256,906
2005	262,997

Operating Profit: ¥35,406 million;  
increase by 601.5% from fiscal 2004

### Operating Profit (Yen in millions)

2002	4,372
2003	11,816
2004	5,047
2005	35,406



Thermal Printheads



Temperature-Compensated Crystal Oscillators (TCXOs)

- Net sales increased by 2.4% compared with fiscal 2004 to ¥262,997 million.
- Operating profit increased by 601.5% compared with fiscal 2004 to ¥35,406 million.
- Sales of thermal printheads for digital photo printers and LCDs for mobile phone handsets and industrial equipment increased. Sales of Kyocera Kinseki Corporation, which became a wholly-owned subsidiary of Kyocera Corporation in fiscal 2004, contributed fully to total sales in this segment from the start of fiscal 2005.
- Operating profit in this segment improved remarkably from fiscal 2004 due to the positive effects of structural reforms implemented to enhance productivity and to the absence of restructuring costs at AVX Corporation, a U.S. subsidiary, recorded in fiscal 2004.

### (3) Equipment Group

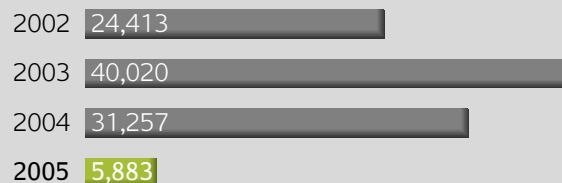
**Net Sales: ¥527,379 million;**  
decrease by 3.4% from fiscal 2004

#### Net Sales (Yen in millions)



**Operating Profit: ¥5,883 million;**  
decrease by 81.2% from fiscal 2004

#### Operating Profit (Yen in millions)



- Net sales decreased by 3.4% compared with fiscal 2004 to ¥527,379 million.
- Operating profit decreased by 81.2% compared with fiscal 2004 to ¥5,883 million.
- Sales of information equipment increased compared with fiscal 2004 due to expanded sale of mid- and high-speed digital multifunction products and the sales contribution of new models such as low- and mid-speed models. Sales of optical instruments also increased due to contributions of optical camera modules, which was more than enough to offset a substantial decline in sales of digital cameras due to the implementation of structural reforms. In contrast, sales of telecommunications equipment were forced down due to intensifying price competition for mobile phone handsets and PHS-related products in Japan and overseas, and to the negative impact of inventory adjustments for PHS-related products in China. As a result, overall sales in this segment decreased compared with fiscal 2004.
- Profit from information equipment grew strongly due to increased sales of high-value-added products, while profit from telecommunications equipment decreased due to lower sales. Profit from optical instruments business substantially decreased due to price erosion in digital cameras and to the recording of costs of structural reforms. As a result, operating profit in this segment decreased considerably.



## (4) Others

Net Sales: ¥118,040 million;  
increase by 17.4% from fiscal 2004

### Net Sales (Yen in millions)

2002	81,564
2003	85,084
2004	100,505
2005	118,040

Operating Profit: ¥13,019 million;  
increase by 34.5% from fiscal 2004

### Operating Profit (Yen in millions)

2002	7,085
2003	7,412
2004	9,683
2005	13,019

- Net sales increased by 17.4% compared with fiscal 2004 to ¥118,040 million.
- Operating profit increased by 34.5% compared with fiscal 2004 to ¥13,019 million.
- Net sales and operating profit in this segment increased due mainly to strong performance by Kyocera Chemical Corporation, especially in its business related to flexible printed circuit boards, molds for the automotive industry and epoxy casting resin, and to favorable performance of Kyocera Communication Systems Co., Ltd., especially in its telecommunications engineering and data center businesses.

### [Operating Highlights]

Kyocera Group aims to achieve high profitability, to keep competitive advantages, and to grow businesses by cultivating new markets through our advanced technologies, both in our components business and equipment business. The following are highlights of management activities undertaken in fiscal 2005 to strengthen our competitiveness by pursuing synergistic effects within Kyocera Group in growing markets where future business opportunities are strongly expected.

1) Kinseki, Ltd., a wholly-owned subsidiary, and Kyocera Corporation re-organized their operations related to crystal components on April 1, 2004 through a corporate split. The marketing division of Kinseki Ltd. was merged into the marketing division of the Electronic Components of Kyocera Corporation, and the

manufacturing division for crystal related components of Kyocera Corporation was transferred to Kinseki Ltd. At the same time, Kinseki Ltd. changed its name to Kyocera Kinseki Corporation.

- 2) On April 1, 2004, Kyocera Group integrated its organic material components business into Kyocera SLC Technologies Corporation (KST), a wholly owned subsidiary, through a corporate split. Management resources relating to the organic material components business were concentrated in KST to enhance synergistic effects within Kyocera Group and to expand business under the enhanced management resources.
- 3) On June 21, 2004, the Carlyle Group (Carlyle), Kyocera Corporation, KDDI Corporation (KDDI) and DDI Pocket, Inc. (DDI Pocket) reached an

---

agreement that a consortium of Kyocera Corporation and Carlyle would acquire the business of DDI Pocket, a subsidiary of KDDI. Pursuant to such agreement, Kyocera Corporation acquired 30% of the shares of the company that succeeded to DDI Pocket's business, the name of which was changed in February 2005 to "WILLCOM, Inc." In cooperation with WILLCOM, Inc, Kyocera Group will endeavor to expand sales in its PHS related business by cultivating new markets in Japan, as well as overseas.

- 4) Kyocera Corporation and Kobe Steel, Ltd. established "Japan Medical Materials Corporation" (JMM) on September 1, 2004 by merging the medical materials businesses of both companies, spun off through corporate splits, and the new entity commenced operations the same day. JMM will benefit from integration of the specialized expertise of both companies in processing technologies, while maximizing synergies by integrating development, production and marketing divisions. JMM will also seek to expand its business worldwide, as a dedicated manufacturer of medical materials.
- 5) On December 17, 2004, Kyocera Corporation resolved to transfer its domestic sales division for solar energy products (which handles sales of solar power generation systems for use by domestic public sector industries) by means of a corporate split to Kyocera Solar Corporation, a subsidiary of Kyocera Corporation, in April 2005. The aim of this move is to expand sales of solar-related products to domestic public sector industries.
- 6) Kyocera Corporation made a decision during fiscal 2005 to reorganize its optical instruments business. In line with this resolution, Kyocera Corporation will downsize the camera business and concentrate management resources into the optical component business with the objective of raising profitability.

## **(2) Capital Expenditures by Kyocera Corporation and its Consolidated Subsidiaries**

Capital expenditures for fiscal 2005 totaled ¥63,176 million, an increase of ¥8,239 million, or 15.0% compared with fiscal 2004. The main focus was on construction of production lines for new products and streamlining of production processes to improve productivity in the Fine Ceramics Group, Electronic Device Group and Equipment Group.

All capital requirements for fiscal 2005 were financed from internal funds. Kyocera Corporation did not undertake any financings through issuance of bonds or notes.

## **(3) Financing Status of Kyocera Corporation and its Consolidated Subsidiaries**

Not applicable.

## **(4) Management Challenges of Kyocera Corporation and its Consolidated Subsidiaries**

In respect of the economic situation and business environment for the year ending March 31, 2006 (fiscal 2006), there are fears that the sharp rise in oil prices will have a profoundly negative effect on the world economy. Overseas, despite concerns over a slowdown in the European economy, both the Asian and U.S. economies are expected to continue expanding steadily. Although exchange rate trends against the Euro and U.S. dollar remain uncertain, moderate expansion is predicted for the Japanese economy. A gradual recovery is expected in production activities in the electronics industry in the first half, and a full-scale recovery from the second half of fiscal 2006. In the telecommunications and information equipment market, shipment volume of mobile phone handsets is forecast to increase steadily due to the rising popularity of high-performance handsets and the proliferation of low-priced handsets in newly

developed markets. Meanwhile, stable growth is expected to continue in the markets for PCs and digital cameras. Shipment volume of DVD recorders and digital TVs is predicted to increase significantly. Global expansion of the alternative energy market, which includes solar energy, is also expected to continue.

Kyocera Group aims to improve profitability in this business environment by promoting its group-wide management policy of “High-Value-Added Diversification” to become “a Creative Company that Continues to Grow in the 21st Century.” For such purpose, in fiscal 2006, Kyocera Group will conduct new structural reforms in addition to the management measures undertaken previously, to further improve its performance.

By making the components and equipment businesses highly profitable, Kyocera Group seeks to achieve the target of a pre-tax profit ratio of over 15% in the medium to long term. Specific business developments aimed at accomplishing the aforementioned goals are as follows.

### **1) Enhance Profitability of Equipment Group**

Kyocera Group intends to improve performance in the telecommunications equipment business and optical instruments business, which was sluggish in fiscal 2005.

- (i) In the mobile phone handset business, Kyocera Group will implement additional structural reforms at Kyocera Wireless Corp. to improve its profitability. With regard to PHS-related products, Kyocera Group will strive for business expansion through the introduction of next-generation base stations and handsets in line with the commencement of new high-speed data communication services in Japan. In addition to cultivating new markets and launching more cost-competitive products overseas, Kyocera Group will also strive to capture new customers for its high-speed wireless internet systems.
- (ii) Kyocera Group seeks to improve profitability in

the optical instruments business by maximizing the positive effects of structural reforms implemented in fiscal 2005. Other initiatives aim at improving profitability in this business through expansion of business for optical components, especially optical modules for mobile phone handsets, as well as increasing productivity at production sites in China.

### **2) Improve Profitability of Components Business**

Kyocera Group will aggressively pursue improvements in productivity through production process reforms implemented to date. In fiscal 2006, Kyocera Group will seek to strengthen and entrench a business basis that will drive business development in the future. Specifically, investment will be made strategically and aggressively into businesses focused on solar energy products, ceramic components for semiconductor and LCD fabrication equipment, organic packages and cutting tools to further improve profitability.

#### **Forward-Looking Statements**

Certain of the statements made in this document are forward-looking statements (within the meaning of Section 21E of the U.S. Securities and Exchange Act of 1934), which are based on our current assumptions and beliefs in light of the information currently available to us. These forward-looking statements involve known and unknown risks, uncertainties and other factors. Such risks, uncertainties and other factors include, but are not limited to: general economic conditions in our markets, which are primarily Japan, North America, Europe, and Asia, including in particular China; changes in exchange rates, particularly between the yen and the U.S. dollar and euro, respectively, in which we make significant sales; our ability to launch innovative products and otherwise meet the advancing technical requirements of our customers, particularly in the highly competitive markets for ceramics, semiconductor parts and electronic components; and the extent and pace of future growth or contraction in information technology-related markets around the world, including those for communications and personal computers; events that may impact negatively on our markets or supply chain, including terrorist acts and outbreaks of diseases; and the occurrence of natural disasters, such as earthquakes, in locations where our manufacturing and other key business facilities are located. Such risks, uncertainties and other factors may cause our actual results, performance, achievements or financial position to be materially different from any future results, performance, achievements or financial position expressed or implied by these forward-looking statements. We undertake no obligation to publicly update any forward-looking statements included in this document.

## (5) Trend of Performance and Assets of Kyocera Corporation and its Consolidated Subsidiaries

### Trend of performance and assets of Kyocera Corporation and its consolidated subsidiaries

		2002 (4/1/01 - 3/31/02)	2003 (4/1/02 - 3/31/03)	2004 (4/1/03 - 3/31/04)	2005 (4/1/04 - 3/31/05)
Net sales	(yen in millions)	1,034,574	1,069,770	1,140,814	1,180,655
Income before income taxes	(yen in millions)	55,398	76,037	115,040	107,530
Net income	(yen in millions)	31,953	41,165	68,086	45,908
Basic earnings per share	(yen)	169.02	220.91	364.79	244.86
Total assets	(yen in millions)	1,645,458	1,635,014	1,794,758	1,745,519
Net assets	(yen in millions)	1,036,185	1,000,207	1,150,453	1,174,851
Net assets per share	(yen)	5,481.26	5,407.57	6,136.26	6,266.50

#### Notes:

1. The consolidated financial statements are prepared in conformity with accounting principles generally accepted in the United States of America.
2. Basic earnings per share is calculated using the average number of shares in issue during each respective fiscal period, and net assets per share is calculated using the number of shares in issue at the end of each respective fiscal period.
3. In fiscal 2002, a sales increase of the information equipment business, which had successfully launched new products, was not enough to offset sales decreases due to sluggish demand for electronic components for mobile phone handsets and computer related products as well as parts and components for fiber optic communications, resulting from the downturn in IT related industries. Consolidated net income decreased compared with fiscal 2001 due to decreased demand in the components businesses and price declines and due to the absence of profit recorded in fiscal 2001 from an increased equity interest in an affiliate company.
4. In fiscal 2003, consolidated net sales increased compared with fiscal 2002 due to increased sales in the equipment business, including sales of telecommunications equipment and information equipment. Consolidated net income increased due to such sales increase and to a reduction in business restructuring costs in overseas subsidiaries, although there were some losses as a result of devaluation of investment securities.
5. In fiscal 2004, consolidated net sales increased compared with fiscal 2003 because of steady growth in sales by the component related businesses of fine ceramic products and electronic devices, supported by an increase in demand in the electronics industries. Net income increased, in spite of negative aspects such as a write down of inventories at a United States subsidiary, mainly due to an increase in profits from the information equipment business, including digital multifunction peripherals, and fine ceramic related businesses, and due to settlement gains of a substitutional portion of the benefit obligations related to employees pension fund.
6. Performance for fiscal 2005 is as described in "(1) Business Developments and Results of Kyocera Corporation and its Consolidated Subsidiaries" above.

## Trend of performance and assets of Kyocera Corporation (Non-consolidated)

		2002 (4/1/01 - 3/31/02)	2003 (4/1/02 - 3/31/03)	2004 (4/1/03 - 3/31/04)	2005 (4/1/04 - 3/31/05)
Net sales	(yen in millions)	499,264	482,834	494,035	493,271
Recurring profit	(yen in millions)	56,412	54,685	61,788	66,434
Net income	(yen in millions)	34,475	27,923	60,663	34,327
Earnings per share	(yen)	182.36	149.45	324.70	182.77
Total assets	(yen in millions)	1,110,951	1,094,672	1,241,012	1,232,069
Net assets	(yen in millions)	879,434	865,147	1,029,738	1,036,744
Net assets per share	(yen)	4,652.07	4,676.97	5,492.08	5,529.54

### Notes:

- Earnings per share is calculated using the average number of shares in issue during each respective fiscal period and net assets per share is calculated using the number of shares in issue at the end of each respective fiscal period.
- In fiscal 2002, sales decreased compared with fiscal 2001 due to sluggish demand for electronic components for mobile phone handsets, computer related products and fiber optic communications related products, resulting from the downturn in IT related industries. Net income increased due to the absence of a special expense recorded in fiscal 2001 in connection with one-time amortization of an unfunded retirement benefit obligation to the employees, which was more than enough to offset decreased order volume and a substantial decline in product prices in the components business.
- In fiscal 2003, net sales decreased compared with fiscal 2002 due mainly to transfer of Kyocera Corporation's printer operation to Kyocera Mita Corporation, a subsidiary of Kyocera Corporation, partly offset by increased sales of components for mobile phone handsets and telecommunications equipment. Net income decreased due mainly to losses on devaluation of investment securities and an increase in deferred income tax expense as a result of the revaluation of deferred tax assets.
- In fiscal 2004, net sales increased compared with fiscal 2003 mainly due to increased demand for components for mobile phone handsets, digital consumer products and PC related equipment supported by expanding manufacturing of electronic equipment. Net income increased as a result of increased sales in the components businesses and successful restructuring efforts, as well as a settlement gain for a substitutional portion of the benefit obligations related to employees pension fund.
- In fiscal 2005, net sales decreased compared with fiscal 2004 due to sluggish sales in the equipment business despite an increase in sales of the component businesses such as the fine ceramic business and the electronic devices business, supported by burgeoning component demand from the electronics industry in the first half. Net income decreased due to an additional tax based on transfer pricing adjustments between Kyocera Corporation and its overseas subsidiaries.

## 2. COMPANY OVERVIEW

### (1) Principal Businesses of Kyocera Corporation and its Consolidated Subsidiaries

(as of March 31, 2005)

Kyocera Group manufactures and sells a highly diversified range of products, including parts involving fine ceramic technologies and applied ceramic products, telecommunications equipment, information equipment and optical instruments, etc. The principal products are listed below:

Operating Segment	Principal Products and Businesses
Fine Ceramics Group	<p>(Fine Ceramic Parts) Information &amp; Telecommunication Components, Sapphire Substrates, Semiconductor Process Equipment Components, LCD Process Equipment Components, Automotive &amp; ITS related Components, General Industrial Ceramics Components</p> <p>(Semiconductor Parts) Ceramic Packages for Surface Mount Devices, Ceramic Multilayer Packages/Multilayer Substrates, Metallized Products, Optical Communication Ceramic Packages/Components, Organic Packages/Substrates</p> <p>(Consumer Related Products) Cutting Tools, Micro Drills, Residential &amp; Industrial Photovoltaic Generating Systems, Solar Cells &amp; Modules, Jewelry, Dental &amp; Orthopedic Implants</p>
Electronic Device Group	<p>Ceramic Chip Capacitors, Tantalum Capacitors, Timing Devices (Temperature Compensated Crystal Oscillators (TCXO), Voltage Controlled Oscillators (VCO)), RF Module, Ceramic Resonators/Filters, Thermal Printheads, LED Printheads, Amorphous Silicon Drums, Liquid Crystal Displays, Connectors</p>
Equipment Group	<p>(Telecommunications Equipment) CDMA Mobile Handsets, PDC Mobile Handsets, PHS Related Products (PHS Handsets, PHS Base Stations, Wireless Local Loop Systems, High Speed Wireless Data Transfer Systems)</p> <p>(Information Equipment) ECOSYS Non-cartridge Printers, Copiers, Digital Network Multifunction Products</p> <p>(Optical Instruments) Digital Cameras, Single-lens Reflex Cameras, Compact Cameras, Camera Lenses, Optical Modules</p>
Others	<p>Chemical Materials for Electronic Components, Insulators, Resin Products, Telecommunications Network Systems Business, Computer Network System Business, IT Solutions Services, Consulting Business, Leasing Business, Hotel Business, Realty Develop Business, Insurance Agent and Travel Agent Business</p>

## (2) Business Combination

### 1. Material Subsidiaries (as of March 31, 2005)

Name of Subsidiary	Amount of Capital (Yen in millions and others in thousands)	Ownership by Kyocera Corporation (%)	Principal Business
KYOCERA COMMUNICATION SYSTEMS CO., LTD.	¥2,986	76.30	Support services for system operations and software rental service
KYOCERA ELCO CORPORATION	¥400	100.00	Manufacture and sale of electronic devices
KYOCERA LEASING CO., LTD.	¥8,575	100.00	Leasing service for various movable assets and financing service
KYOCERA MITA CORPORATION	¥12,000	100.00	Manufacture and sale of information equipment
KYOCERA CHEMICAL CORPORATION	¥10,172	100.00	Manufacture and sale of chemical materials for electronic components
KYOCERA KINSEKI CORPORATION	¥16,318	100.00	Manufacture and sale of electronic devices
KYOCERA INTERNATIONAL, INC.	US\$34,850	100.00	Investment and management service as holding company to subsidiaries in North America
AVX CORPORATION	US\$1,763	69.06	Manufacture and sale of electronic devices
SHANGHAI KYOCERA ELECTRONICS CO., LTD.	¥14,700	90.00	Manufacture and sale of fine ceramic-related products and electronic devices
DONGGUAN SHILONG KYOCERA OPTICS CO., LTD	HK\$194,000	90.00	Manufacture and sale of optical instruments
KYOCERA ASIA PACIFIC PTE. LTD.	US\$105	100.00	Sale of fine ceramic-related product and electronic devices
UNIVERSAL OPTICAL INDUSTRIES, LTD.	HK\$500	*100.00	Manufacture and sale of optical instruments
KYOCERA FINECERAMICS GmbH	EURO1,687	100.00	Sale of fine ceramic-related product and electronic devices

Note: “\*” means that such ownership is indirect through wholly owned subsidiaries of Kyocera Corporation.

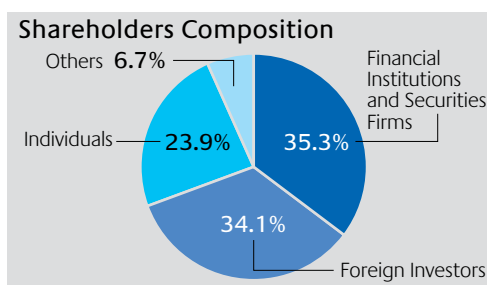
### 2. Developments and Results of Business Combination

Kyocera Group includes 165 consolidated subsidiaries and 16 companies accounted for by the equity method.

With respect to results of business combinations in fiscal 2005, please refer to the description in “1. BUSINESS OUTLINE (1) Business Developments and Results of Kyocera Corporation and its Consolidated Subsidiaries” above.

### (3) Shares (as of March 31, 2005)

- (i) Total number of shares authorized to be issued: 600,000,000 shares
- (ii) Total number of shares issued: 191,309,290 shares
- (iii) Number of shareholders: 85,356 shareholders
- (iv) Major shareholders



Name of Shareholder	Holdings by Shareholders in Kyocera Corporation		Holdings by Kyocera Corporation in Shareholders	
	Number of Shares Owned	Ownership	Number of Shares Owned	Ownership
	Thousand	%	Thousand	%
Japan Trustee Services Bank, Ltd. (Trust Account)	13,383	7.00	-	-
The Master Trust Bank of Japan, Ltd. (Trust Account)	12,873	6.73	-	-
The Bank of Kyoto, Limited	7,218	3.77	7,980	2.40
Kazuo Inamori	6,806	3.56	-	-
State Street Bank and Trust Company 505103	4,849	2.53	-	-
The Inamori Foundation	4,680	2.45	-	-
UFJ Bank Limited	3,931	2.05	-	-
KI Enterprise Co., Ltd.	3,550	1.86	-	-
Barclays Bank PLC. Barclays Capital Securities	3,098	1.62	-	-
The Dai-ichi Mutual Life Insurance Company	2,748	1.44	-	-

Notes:

- Kyocera Corporation does not directly hold any shares of UFJ Bank Limited, however, it holds 7,000 shares of common stock (0.13%) of UFJ Holdings, Inc, which is the holding company of UFJ Bank Limited.
- Treasury stock of 3,828 thousand shares has been excluded in preparing the list of major shareholders because such treasury stock does not have voting rights.

### (v) Acquisition, disposition and holding by Kyocera Corporation of its own shares

- Shares acquired: Common stock 21,028 shares Aggregate acquisition price ¥170 million
- Shares disposed of: Common stock 17,859 shares Aggregate disposal price ¥146 million
- Shares under procedures for less: None
- Shares held at the end of fiscal period: Common stock 3,828,206 shares



---

## (vi) Stock Acquisition Rights

### (1) Stock Acquisition Rights currently issued

1. Number of stock acquisition rights to be issued: 21,878  
(One stock acquisition right will entitle the holder thereof to acquire 100 shares.)
2. Kind and aggregate number of shares to be issued upon exercise of stock acquisition rights:  
2,187,800 shares of Common Stock of Kyocera Corporation
3. Issue price of stock acquisition rights: Nil

### (2) Stock Acquisition Rights with Specially Favorable Conditions to Parties other than Shareholders (resolved at the Ordinary General Shareholders Meeting on June 25, 2004)

1. Number of stock acquisition rights to be issued: 12,433  
(One stock acquisition right will entitle the holder thereof to acquire 100 shares.)
  2. Kind and number of shares to be issued upon exercise of stock acquisition rights:  
1,243,300 shares of Common Stock of Kyocera Corporation
  3. Issue price of stock acquisition rights: Nil
  4. Amount to be paid in upon exercise of stock acquisition rights: ¥8,725
  5. Exercise period for stock acquisition rights: From October 1, 2004 to September 30, 2008
  6. Conditions for exercise of stock acquisition rights:
    - (i) In order to exercise stock acquisition rights, the person who has been allocated such stock acquisition rights (the "Acquisition Rights Holder") must be a Director, Corporate Auditor, Executive Officer or employee of Kyocera Corporation or a subsidiary thereof at the time of exercise.
    - (ii) In the event of the death of the Acquisition Rights Holder, the heir(s) thereof may exercise inherited stock acquisition rights for a period of 6 months (or until the date of expiration of the exercise period thereof, if such date comes earlier), up to the maximum number of stock acquisition rights the deceased could have exercised at the time of death.
    - (iii) Upon approval by the Bonus Committee of Kyocera Corporation, the exercise of stock acquisition rights may be permitted under conditions different from those described in (i) and (ii) above.
    - (iv) Other terms and conditions shall be provided for in "Agreement relating to the Allocation of Stock Acquisition Right" between Kyocera Corporation and each Acquisition Rights Holder.
  7. Cancellation of stock acquisition rights:
    - (i) In the event that stock acquisition rights cease to be exercisable due to failure by Acquisition Rights Holder or heir thereof to satisfy conditions set forth above prior to exercise thereof, Kyocera Corporation shall be entitled to cancel such stock acquisition rights without any consideration therefor.
    - (ii) When a resolution was adopted at the General Shareholders Meeting of Kyocera Corporation to approve the merger agreement pursuant to which Kyocera Corporation is merged, or when a resolution at the General Shareholders Meeting of Kyocera Corporation to approve the stock swap agreement or stock transfer pursuant to which Kyocera Corporation will become a wholly owned subsidiary, Kyocera Corporation shall be entitled to cancel the stock acquisition rights without any consideration therefor.
    - (iii) When the Acquisition Rights Holder or heir thereof waives all or part of such stock acquisition rights, Kyocera Corporation shall be entitled to cancel such stock acquisition rights without any consideration therefor.
    - (iv) In addition to the above, Kyocera Corporation shall be entitled to cancel the stock acquisition rights without any consideration therefor.
  8. Specially favorable conditions  
The stock acquisition rights were issued without consideration to Directors, Corporate Auditors, Executive Officers and employees of Kyocera Corporation and its subsidiaries.
-

9. Names of the Acquisition Rights Holder and the number of Acquisition Rights to be made available to them

Directors of Kyocera Corporation

Name	Number	Name	Number	Name	Number
Kazuo Inamori	80	Yuzo Yamamura	60	Hisao Hisaki	50
Kensuke Itoh	80	Naoyuki Morita	60	Rodney N. Lanthorne	45
Yasuo Nishiguchi	80	Koji Seki	60	John S. Gilbertson	45
Masahiro Umemura	60	Noboru Nakamura	60		
Michihisa Yamamoto	60	Isao Kishimoto	55		

Corporate Auditors of Kyocera Corporation

Name	Number	Name	Number
Atsushi Mori	30	Yasuo Akashi	30

Employees of Kyocera Corporation, Directors, Corporate Auditors and employees of the subsidiaries (within the 10 highest tiers of seniority)

Name	Number	Notes
Isao Yukawa	40	Managing Executive Officer of Kyocera Corporation
Hisashi Sakumi	40	Managing Executive Officer of Kyocera Corporation
Hideki Ishida	40	Managing Executive Officer of Kyocera Corporation
Tsutomu Yamori	40	Managing Executive Officer of Kyocera Corporation
Eiichi Toriyama	40	Managing Executive Officer of Kyocera Corporation
Makoto Kawamura	40	Managing Executive Officer of Kyocera Corporation
Tatsumi Maeda	40	Managing Executive Officer of Kyocera Corporation
Akiyoshi Okamoto	30	Senior Executive Officer of Kyocera Corporation
Takashi Itoh	30	Senior Executive Officer of Kyocera Corporation
Yoshihiko Nishikawa	30	Senior Executive Officer of Kyocera Corporation

Note: Information in the "Notes" column shows the status of the stock acquisition rights holder as of September 1, 2004, the issue date of the Stock Acquisition Rights.

Directors or Corporate Auditors of subsidiaries who were issued stock acquisition rights, the number of which equaled or exceeded the lowest number issued to a Director or Corporate Auditor of Kyocera Corporation

Name	Number	Notes
Masahiro Inoue	40	President and Director of Kyocera Optec Co., Ltd.
Tetsuo Okada	30	President and Director of Kyocera Mita Corporation
Iwao Yamazaki	30	President and Director of Kyocera Chemical Corporation
Koji Mae	30	President and Director of Kyocera SLC Technologies Corporation

Note: Information in the "Notes" column shows the status of the stock acquisition rights holder as of September 1, 2004, the issue date of the Stock Acquisition Rights.

Breakdown of stock acquisition rights allocated to employees of Kyocera Corporation, or Directors, Corporate Auditors or employees of subsidiaries

	Number of stock acquisition rights	Kind and aggregate number of shares to be issued upon exercise of stock acquisition rights		Number of persons to whom stock acquisition rights were allocated
Employees of Kyocera Corporation	6,550	Common Stock	655,000	977
Directors of the subsidiaries	1,487	Common Stock	148,700	119
Corporate Auditors of the subsidiaries	54	Common Stock	5,400	6
Employees of the subsidiaries	3,487	Common Stock	348,700	527

---

#### (4) Employees of Kyocera Corporation and its Consolidated Subsidiaries (as of March 31, 2005)

##### Employees of Kyocera Corporation and its Consolidated Subsidiaries

Operating Segments	Number of Employees	Change from the End of Previous Fiscal Period
Fine Ceramics Group	14,558	Increase of 760
Electronic Device Group	21,091	Decrease of 1,552
Equipment Group	18,567	Increase of 1,208
Others	3,237	Increase of 179
Headquarters	1,106	Increase of 94
Total	58,559	Increase of 689

Note: Number of employees shows regular employees who work on a full-time basis.

##### Employees of Kyocera Corporation (Non-consolidated)

Number of Employees	Change from the End of Previous Fiscal Period	Average Age	Average Years of Service
12,682	Decrease of 922	37.9	15.1

Notes:

1. Number of employees shows regular employees who work on a full-time basis.
2. The decrease in the number of employees mainly reflects transfer of employees to subsidiaries.

**(5) Principal Offices and Plants, etc.** (as of March 31, 2005)

Head office : 6 Takeda Tobadono-cho, Fushimi-ku, Kyoto Japan	
Domestic :	Overseas :
Kyocera Corporation	KYOCERA INTERNATIONAL, INC. (U.S.A)
Hokkaido Kitami Plant	KYOCERA AMERICA, INC. (U.S.A)
Fukushima Tanagura Plant	KYOCERA INDUSTRIAL CERAMICS CORPORATION (U.S.A)
Nagano Okaya Plant	KYOCERA SOLAR, INC. (U.S.A)
Mie Ise Plant	KYOCERA TYCOM CORPORATION (U.S.A)
Shiga Gamo Plant	KYOCERA MEXICANA, S.A. DE C.V. (MEXICO)
Shiga Yokaichi Plant	KYOCERA ASIA PACIFIC PTE. LTD. (SINGAPORE)
Kagoshima Sendai Plant	SHANGHAI KYOCERA ELECTRONICS CO., LTD. (CHINA)
Kagoshima Kokubu Plant	KYOCERA (TIANJIN) SOLAR ENERGY CO., LTD. (CHINA)
Kagoshima Hayato Plant	KYOCERA PRECISION TOOLS KOREA CO., LTD. (KOREA)
Yokohama Office	KYOCERA FINECERAMICS GmbH (GERMANY)
R&D Center, Yokohama	AVX CORPORATION (U.S.A)
R&D Center, Keihanna (Kyoto)	KYOCERA ELCO KOREA CO., LTD. (KOREA)
R&D Center, Kagoshima	KYOCERA ELCO HONG KONG LTD. (CHINA)
KYOCERA SOLAR CORPORATION (Kyoto)	KYOCERA WIRELESS CORP. (U.S.A)
KYOCERA SLC TECHNOLOGIES CORPORATION (Shiga)	KYOCERA WIRELESS (INDIA) PVT. LTD. (INDIA)
JAPAN MEDICAL MATERIALS CORPORATION (Osaka)	KYOCERA TELECOMMUNICATIONS RESEARCH CORP. (U.S.A)
KYOCERA KINSEKI CORPORATION (Tokyo)	KYOCERA MITA AMERICA, INC. (U.S.A)
KYOCERA ELCO CORPORATION (Kanagawa)	KYOCERA MITA OFFICE EQUIPMENT (DONGGUAN) CO., LTD. (CHINA)
KYOCERA DISPLAY INSTITUTE CO., LTD. (Shiga)	KYOCERA MITA EUROPE B.V. (NETHERLAND)
KYOCERA MITA CORPORATION (Osaka)	KYOCERA MITA DEUTSCHLAND GmbH (GERMANY)
KYOCERA MITA JAPAN CORPORATION (Tokyo)	KYOCERA YASHICA DO BRASIL INDUSTRIA E
KYOCERA OPTEC CO., LTD. (Tokyo)	COMERCIO LTDA. (BRAZIL)
KYOCERA COMMUNICATION SYSTEMS CO., LTD. (Kyoto)	KYOCERA ZHENHUA COMMUNICATION EQUIPMENT CO., LTD. (CHINA)
KYOCERA CHEMICAL CORPORATION (Saitama)	YASHICA HONG KONG CO., LTD. (CHINA)
KYOCERA LEASING CO., LTD. (Tokyo)	UNIVERSAL OPTICAL INDUSTRIES, LTD. (CHINA)
KYOCERA REALTY DEVELOPMENT CO., LTD. (Tokyo)	DONGGUAN SHILONG KYOCERA OPTICS CO., LTD. (CHINA)
HOTEL KYOCERA CO., LTD. (Kagoshima)	PIAZZA INVESTMENT CO., LTD. (CHINA)
HOTEL PRINCESS KYOTO CO., LTD. (Kyoto)	SHANGHAI KYOCERA REALTY DEVELOPMENT CO., LTD. (CHINA)
KYOCERA INTERNATIONAL CO., LTD. (Kyoto)	

## (6) Directors and Corporate Auditors of Kyocera Corporation (as of March 31, 2005)

Position	Name	Duties or Principal Occupation
Chairman Emeritus and Director	Kazuo Inamori	
Chairman of the Board and Representative Director	Kensuke Itoh	
President and Representative Director	Yasuo Nishiguchi	President (Executive Officer)
Representative Director	Masahiro Umemura	Executive Vice President (Executive Officer) General Manager of Corporate Development Division
Representative Director	Michihisa Yamamoto	Executive Vice President (Executive Officer) General Manager of Corporate Optical Equipment Division
Director	Yuzo Yamamura	President and Representative Director of Kyocera ELCO Corporation
Director	Naoyuki Morita	President and Representative Director of Kyocera Communication Systems Co., Ltd.
Director	Koji Seki	Chairman and Representative Director of Kyocera Mita Corporation
Director	Noboru Nakamura	Executive Vice President and Representative Director of Kyocera Chemical Corporation
Director	Isao Kishimoto	President and Representative Director of Kyocera Kinseki Corporation
Director	Hisao Hisaki	Managing Executive Officer (Executive Officer) Executive Vice President of Kyocera (Tianjin) Sales & Trading Corporation
Director	Rodney N. Lanthorne	President and Director of Kyocera International, Inc.
Director	John S. Gilbertson	President and Chief Executive Officer, Director of AVX Corporation
Full-time Corporate Auditor	Atsushi Mori	
Full-time Corporate Auditor	Yasuo Akashi	
Corporate Auditor	Osamu Nishieda	Attorney At Law
Corporate Auditor	Shinji Kurihara	Chairman of Takeda Hospital Management Institute, Medical Corporation Koseikai Takeda Hospital

### Notes:

- Among the Corporate Auditors listed above, Messrs. Osamu Nishieda and Shinji Kurihara are outside Corporate Auditors as required under paragraph 1, Article 18 of the Law regarding Exceptional Rules of the Commercial Code of Japan concerning Audit, etc. of *Kabushiki-Kaisha*.
- Mr. Yuji Itoh retired from the office of Corporate Auditor upon expiration of his term of office as of June 25, 2004.
- As of April 1, 2005, the "duties or the principal occupation" of Mr. Hisao Hisaki were changed to "Managing Executive Officer (Executive Officer), President of Kyocera (Tianjin) Sales & Trading Corporation".

## (7) Remuneration of Accounting Auditor

- Total remuneration paid by Kyocera Corporation and its subsidiaries to the accounting auditor: ¥405 million
- Out of the amount set forth in 1. above, remuneration for auditing services defined in Article 2, Clause 1 of the Certified Public Accountant Law: ¥309 million.
- Out of the amount set forth in 2. above, remuneration paid to the accounting auditor by Kyocera Corporation: ¥137 million

Note: In the audit engagement agreement between Kyocera Corporation and the accounting auditor, the amount payable to the accounting auditor is not categorized in accordance with the Law regarding Exceptional Rules of the Commercial Code of Japan concerning Auditing, etc. of *Kabushiki-Kaisha* and remuneration in accordance with the Securities and Exchange Law of Japan, and such categorization is therefore impossible as a practical matter. Accordingly, the amount set forth in 3. above consists of the total amount paid to the accounting auditor for auditing services.

## 3. SIGNIFICANT EVENTS OCCURRING SUBSEQUENT TO FISCAL 2005 WITH REGARD TO BUSINESS SITUATION OF KYOCERA CORPORATION AND ITS CONSOLIDATED SUBSIDIARIES

There have been no significant events since the end of fiscal 2005.

Note: The amounts and the numbers of shares included in the above Business Report are stated by rounding to the nearest number constituting a unit.

# Consolidated Balance Sheets

	Yen in millions		
	March 31,		Increase (Decrease) Amount
	2005 Amount	2004 Amount	
<b>Current assets :</b>			
Cash and cash equivalents	¥ 310,592	¥ 361,132	¥ (50,540)
Short-term investments	34,938	3,855	31,083
Trade notes receivable	29,552	33,801	(4,249)
Trade accounts receivable	201,374	207,583	(6,209)
Short-term finance receivables	40,801	70,553	(29,752)
Less allowances for doubtful accounts and sales returns	(7,981)	(8,468)	487
Inventories	213,411	197,194	16,217
Deferred income taxes	38,659	34,957	3,702
Other current assets	34,229	33,089	1,140
<b>Total current assets</b>	<b>895,575</b>	<b>933,696</b>	<b>(38,121)</b>
<b>Non-current assets :</b>			
Investments in and advances to affiliates and unconsolidated subsidiaries	30,623	24,054	6,569
Securities and other investments	430,437	430,096	341
<b>Total investments and advances</b>	<b>461,060</b>	<b>454,150</b>	<b>6,910</b>
<b>Long-term finance receivables</b>	<b>66,427</b>	<b>88,512</b>	<b>(22,085)</b>
<b>Property, plant and equipment, at cost :</b>			
Land	55,210	54,867	343
Buildings	225,964	217,216	8,748
Machinery and equipment	656,780	622,721	34,059
Construction in progress	14,384	10,384	4,000
Less accumulated depreciation	(693,341)	(650,668)	(42,673)
	258,997	254,520	4,477
<b>Goodwill</b>	<b>28,110</b>	<b>25,254</b>	<b>2,856</b>
<b>Intangible assets</b>	<b>15,847</b>	<b>16,645</b>	<b>(798)</b>
<b>Other assets</b>	<b>19,503</b>	<b>21,981</b>	<b>(2,478)</b>
<b>Total non-current assets</b>	<b>849,944</b>	<b>861,062</b>	<b>(11,118)</b>
<b>Total assets</b>	<b>¥1,745,519</b>	<b>¥1,794,758</b>	<b>¥ (49,239)</b>

### Cash and cash equivalents

Decreased due to transfer of funds to deposits with higher interest rates and also due to purchase of Government Bonds.

### Short-term investments

Increased due to transfer of funds from "cash and cash equivalents" to deposits.

### Short-term finance receivables

Decreased due to collection of loans at "Kyocera Leasing Co., Ltd. (leasing business company)".

### Long-term finance receivables

Decreased due to reclassification of a portion of long-term finance receivables to short-term finance receivables at Kyocera Leasing Co., Ltd.

Note: The consolidated balance sheet as of March 31, 2004 and indications of increase (decrease) of amounts as a result of comparison thereof with the consolidated balance sheet as of March 31, 2005, as well as comments and explanations relating thereto do not constitute any part of the accompanying materials for the 51st Ordinary General Meeting of Shareholders. They are presented solely for shareholders' ease of comparison.

	Yen in millions			Increase (Decrease) Amount
	March 31,		Amount	
	2005 Amount	2004 Amount		
<b>Current liabilities :</b>				
Short-term borrowings	¥ 66,556	¥ 84,815	¥ (18,259)	<b>Short-term borrowings</b> Decreased due to repayment of borrowings by subsidiaries, etc.
Current portion of long-term debt	44,051	44,522	(471)	
Trade notes and accounts payable	86,872	110,759	(23,887)	
Other notes and accounts payable	34,690	38,115	(3,425)	
Accrued payroll and bonus	34,821	34,161	660	
Accrued income taxes	31,180	19,054	12,126	
Other accrued expenses	28,849	28,665	184	
Other current liabilities	17,338	16,548	790	
<b>Total current liabilities</b>	<b>344,357</b>	<b>376,639</b>	<b>(32,282)</b>	
<b>Non-current liabilities :</b>				
Long-term debt	33,557	70,608	(37,051)	<b>Long-term debt</b> Decreased due to refinancing of a portion of long-term debts at Kyocera Leasing Co., Ltd.
Accrued pension and severance costs	31,166	38,620	(7,454)	
Deferred income taxes	96,345	98,791	(2,446)	
Other non-current liabilities	4,761	6,409	(1,648)	
<b>Total non-current liabilities</b>	<b>165,829</b>	<b>214,428</b>	<b>(48,599)</b>	
<b>Total liabilities</b>	<b>510,186</b>	<b>591,067</b>	<b>(80,881)</b>	
Minority interests in subsidiaries	60,482	53,238	7,244	
<b>Stockholders' equity :</b>				
Common stock	115,703	115,703	-	
Additional paid-in capital	162,061	162,091	(30)	
Retained earnings	916,628	881,969	34,659	
Accumulated other comprehensive income	11,839	22,046	(10,207)	<b>Accumulated other comprehensive income</b> Decreased due mainly to decrease in unrealized loss through revaluation of shares, as a result of decrease in shareholding in KDDI Corporation.
Treasury stock, at cost	(31,380)	(31,356)	(24)	
<b>Total stockholders' equity</b>	<b>1,174,851</b>	<b>1,150,453</b>	<b>24,398</b>	
<b>Total liabilities, minority interests and stockholders' equity</b>	<b>¥1,745,519</b>	<b>¥1,794,758</b>	<b>¥ (49,239)</b>	
Notes:				
1. Accumulated other comprehensive income is as follows:				
Net unrealized gains on securities	¥ 42,461	¥ 59,241		
Net unrealized losses on derivative financial instruments	¥ (27)	¥ (48)		
Minimum pension liability adjustments	¥ (1,629)	¥ (1,477)		
Foreign currency translation adjustments	¥ (28,966)	¥ (35,670)		
2. Assets pledged as collateral	¥ 10,616	¥ 33,537		
3. Guarantee obligation	¥ 550	¥ 550		

# Consolidated Statements of Income

	Yen in millions			
	Years ended March 31,		Increase (Decrease) Amount	
	2005 Amount	2004 Amount		
<b>Net sales</b>	<b>¥1,180,655</b>	<b>¥1,140,814</b>	<b>¥ 39,841</b>	<b>Net sales</b> Increased due to increases in net sales of (i) Fine Ceramics Group, (ii) Electronic Device Group and (iii) Kyocera Communication Systems Co., Ltd.
Cost of sales	855,067	860,224	(5,157)	<b>Cost of sales</b> Cost of sales in fiscal 2004 included one-time structural reform costs incurred at AVX Corporation in the amount of approximately ¥10.4 billion.
<b>Gross profit</b>	<b>325,588</b>	<b>280,590</b>	<b>44,998</b>	
Selling, general and administrative expenses	224,620	171,628	52,992	
<b>Profit from operations</b>	<b>100,968</b>	<b>108,962</b>	<b>(7,994)</b>	<b>Profit from operations</b> (i) In fiscal 2005, one-time costs in the amount of approximately ¥11.7 billion, which included structural reform costs, were incurred in the Equipment Group. (ii) In fiscal 2005, profit from operations was adversely affected by lack of gains recorded in fiscal 2004 in the amount of ¥18,917 million as a result of settlement of the substitution portion of the benefit obligation related to the employees pension funds and in the amount of ¥5,954 million resulting from the withdrawal by a subsidiary from employees pension funds. These one-time profits were accounted for pursuant to US GAAP as follows: Cost of sales: ¥ 10,913 million Selling, general and administrative expenses: ¥ (35,784) million Net: ¥ (24,871) million
Other income (expenses) :				
Interest and dividend income	6,396	4,883	1,513	
Interest expense	(1,275)	(1,286)	11	
Foreign currency transaction gains and losses, net	2,618	(1,546)	4,164	
Equity in (losses) earnings of affiliates and unconsolidated subsidiaries	(1,678)	2,575	(4,253)	
Other, net	501	1,452	(951)	
Total other income (expenses)	6,562	6,078	484	
<b>Income before income taxes, minority interests</b>	<b>107,530</b>	<b>115,040</b>	<b>(7,510)</b>	<b>Income taxes</b> Income taxes in the amount of ¥12.7 billion were recorded as costs for taxes for past years due to a tax assessment notice relating to transfer price adjustment in connection with trades of products, etc. between Kyocera Corporation and its offshore subsidiaries for five years from fiscal 1999 to fiscal 2003.
Income taxes	58,480	50,310	8,170	
<b>Income before minority interests</b>	<b>49,050</b>	<b>64,730</b>	<b>(15,680)</b>	<b>Minority interests</b> Minority interests were negative because AVX Corporation, in which Kyocera Corporation holds a 69% share interest, recorded positive net income in fiscal 2005, while it recorded a loss in fiscal 2004.
Minority interests	(3,142)	3,356	(6,498)	
<b>Net income</b>	<b>¥ 45,908</b>	<b>¥ 68,086</b>	<b>¥ (22,178)</b>	
Note: Earnings per share:				
Basic (Yen)	¥ 244.86	¥ 364.79		
Diluted (Yen)	¥ 244.81	¥ 364.78		

Note: The consolidated statement of income for the year ended March 31, 2004, and indications of increase (decrease) of amounts as a result of comparison thereof with the consolidated statement of income for the year ended March 31, 2005, as well as comments and explanations relating thereto do not constitute any part of the accompanying materials for the 51st Ordinary General Meeting of Shareholders. They are presented solely for shareholders' ease of comparison.



# Consolidated Statements of Cash Flows (For Reference Only)

		Yen in millions	
		Years ended March 31,	
		2005	2004
		Amount	Amount
<p><b>Cash flows from operating activities</b></p> <p>This amount indicates cash flow produced in the ordinary course of business, including sales of products and provision of services.</p> <p>Incoming cash flow increased due to progress in collection of credits, which reduced the amount of receivables substantially, and due to lack of payment of a settlement fee in a lawsuit which was recorded in fiscal 2004.</p>	<p><b>Cash flows from operating activities :</b></p> <p><b>Net income</b></p> <p>Adjustments to reconcile net income to net cash provided by operating activities :</p> <p>Depreciation and amortization</p> <p>Losses on devaluation of inventories</p> <p>Minority interests</p> <p>Decrease (increase) in receivables</p> <p>Increase in inventories</p> <p>(Decrease) increase in notes and accounts payable</p> <p>Settlement regarding LaPine Case</p> <p>Other, net</p> <p><b>Net cash provided by operating activities</b></p>	<p>¥ 45,908</p> <p>65,909</p> <p>13,458</p> <p>3,142</p> <p>68,558</p> <p>(28,651)</p> <p>(31,914)</p> <p>-</p> <p>9,113</p> <p><b>145,523</b></p>	<p>¥ 68,086</p> <p>70,260</p> <p>14,013</p> <p>(3,356)</p> <p>(34,704)</p> <p>(35,751)</p> <p>20,701</p> <p>(35,454)</p> <p>(1,220)</p> <p><b>62,575</b></p>
<p><b>Cash flows from investing activities</b></p> <p>This amount indicates expenditures for future profits, as well as fund management and returns therefrom.</p> <p>Cash flow was negative in fiscal 2005 due to the purchase of securities including Government Bonds and negotiable certificate of deposits.</p>	<p><b>Cash flows from investing activities :</b></p> <p>Payments for purchases of securities</p> <p>Payments for purchases of investments and advances</p> <p>Sales and maturities of securities</p> <p>Proceeds from sales of investment in an affiliate</p> <p>Payments for purchases of property, plant and equipment, and intangible assets</p> <p>Proceeds from sales of property, plant and equipment, and intangible assets</p> <p>Acquisitions of businesses, net of cash acquired</p> <p>Deposit of negotiable certificate of deposits and time deposits</p> <p>Withdrawal of negotiable certificate of deposits and time deposits</p> <p>Deposit of restricted cash</p> <p>Withdrawal of restricted cash</p> <p>Other, net</p> <p><b>Net cash (used in) provided by investing activities</b></p>	<p>(92,087)</p> <p>(11,858)</p> <p>49,674</p> <p>-</p> <p>(64,201)</p> <p>2,920</p> <p>(2,794)</p> <p>(112,903)</p> <p>95,220</p> <p>-</p> <p>-</p> <p>3,535</p> <p><b>(132,494)</b></p>	<p>(37,981)</p> <p>(7,917)</p> <p>77,487</p> <p>5,004</p> <p>(58,869)</p> <p>2,720</p> <p>(2,271)</p> <p>(674)</p> <p>79</p> <p>(1,994)</p> <p>52,983</p> <p>1,014</p> <p><b>29,581</b></p>
<p><b>Cash flows from financing activities</b></p> <p>This amount indicates procurement and repayment of funds for business operations and investment activities.</p> <p>Out-going cash flow increased due to the repayment of long-term debt (borrowing) at subsidiaries, etc.</p>	<p><b>Cash flows from financing activities :</b></p> <p>Decrease in short-term debt</p> <p>Proceeds from issuance of long-term debt</p> <p>Payments of long-term debt</p> <p>Dividends paid</p> <p>Net purchases of treasury stock</p> <p>Other, net</p> <p><b>Net cash used in financing activities</b></p> <p>Effect of exchange rate changes on cash and cash equivalents</p> <p><b>Net (decrease) increase in cash and cash equivalents</b></p> <p>Cash and cash equivalents at beginning of year</p> <p>Cash and cash equivalents at end of year</p>	<p>(18,490)</p> <p>21,077</p> <p>(58,720)</p> <p>(12,614)</p> <p>(28)</p> <p>1,431</p> <p><b>(67,344)</b></p> <p>3,775</p> <p>(50,540)</p> <p>361,132</p> <p>¥ 310,592</p>	<p>(23,823)</p> <p>48,975</p> <p>(33,152)</p> <p>(12,372)</p> <p>(33)</p> <p>(17)</p> <p><b>(20,422)</b></p> <p>(8,912)</p> <p>62,822</p> <p>298,310</p> <p>¥ 361,132</p>

Note: The consolidated statements of cash flows do not constitute any part of the accompanying materials for the 51st Ordinary General Meeting of Shareholders. They are presented solely for shareholders' ease of understanding.

## Basis of preparation of consolidated financial statements

### 1. Scope of consolidation

Number of consolidated subsidiaries: 165

Regarding significant consolidated subsidiaries, please refer to “Business Report, 2. COMPANY OVERVIEW, (2) Business Combination.”

Number of non-consolidated subsidiaries: 2

Major non-consolidated subsidiary: KYOTO PURPLE SANGA LTD.

Reason for exclusion from scope of consolidation:

This subsidiary is excluded from the scope of consolidation, because assets, sales, net income and retained earnings are not material to consolidated financial condition and business result.

### 2. Scope of application of the equity method

Number of non-consolidated subsidiaries

accounted for by the equity method: 2

Number of affiliates accounted for

by the equity method : 14

Major affiliates accounted for by the equity method:

TAITO CORPORATION  
WILLCOM, INC.

### 3. Changes in scope of consolidation

Increase by established etc.: 8 JAPAN MEDICAL MATERIALS CORPORATION and others

Decrease by merged etc.: 2 KYOCERA CHEMICAL REINFORCED PLASTIC CO., LTD. and another

### 4. Changes in scope of application of the equity method

Increase by additional investment etc.: 2 WILLCOM, INC. and another

Decrease by sold etc.: 2 MILLENNIUM BUSINESS SYSTEMS, L.L.C. and another

### 5. Summary of significant accounting policies

#### (1) Financial statements presentation

The consolidated financial statements are prepared in accordance with accounting principles generally accepted in the United States of America pursuant to the provision of paragraph 1 of Article 179 of the Enforcement Regulations for the Commercial Code of Japan. Certain disclosures required under principles generally accepted in the United States of America are omitted pursuant to the same provision.

#### (2) Valuation of inventories

Finished goods and work in process are mainly stated at the lower cost or market, the cost being determined by the average method. Other inventories are mainly stated at the lower cost or market, the cost being determined by the first-in, first-out method.

#### (3) Valuation of securities

Kyocera has adopted Statement of Financial Accounting Standards No.115, “Accounting for Certain Investments in Debt and Equity Securities.”

Held-to-maturity securities are recorded at amortized cost.

Available-for-sale securities are recorded at fair value, with unrealized gains and losses excluded from income and recorded in other comprehensive income, net of tax.

(4) Depreciation method of Property, Plant and Equipment

Depreciation is computed at rates based on the estimated useful lives of assets using the declining balance method.

(5) Goodwill and other intangible assets

Kyocera has adopted Statement of Financial Accounting Standards No. 142, "Goodwill and Other Intangible Assets."

Goodwill and intangible assets with indefinite useful lives are not amortized, but instead are tested for impairment at least annually. Intangible assets with definite useful lives are amortized over their respective estimate useful lives.

(6) Accounting for allowance and accruals

Allowance for doubtful accounts : Kyocera makes provision based on the actual past ratio of losses on bad debts in addition to estimates of uncollectible amounts based on analysis of certain individual receivables.

Accrued pension and severance cost : Kyocera adopts Statement of Financial Accounting Standards No. 87, "Employers' Accounting for Pensions." Pension and severance cost is accrued based on projected retirement benefit obligations and the fair value of plan assets at the balance sheet date. If accumulated benefit obligations (i.e., obligations deducting an effect from future raise of compensation levels from projected retirement benefit obligations) exceed the fair value of plan assets, a minimum pension liability equal to this difference is reflected in the consolidated balance sheet by recognizing minimum pension liability adjustments.

Unrecognized prior service cost is amortized using the straight-line method over the average remaining service period of employees. Unrecognized actuarial loss is recognized by amortizing a portion in excess of a corridor (i.e., 10% of the greater of projected retirement benefit obligations or the fair value of plan assets) by the straight-line method over the average remaining service period of employees.

(7) Consumption tax withheld upon sale and consumption tax paid for purchases of goods and services are not included in the respective revenue and cost or expense items in the accompanying statement of income.

## Non-Consolidated Balance Sheets

	Yen in millions			Yen in millions	
	March 31,			March 31,	
	2005	2004		2005	2004
	Amount	Amount		Amount	Amount
<b>Current assets:</b>			<b>Current liabilities:</b>		
Cash and bank deposits	¥ 154,347	¥ 192,928	Trade accounts payable	¥ 42,602	¥ 51,684
Trade notes receivable	40,249	50,414	Other payables	13,737	14,012
Trade accounts receivable	90,666	85,441	Accrued expenses	6,165	6,355
Marketable securities	12,606	-	Income taxes payables	13,800	45
Finished goods and merchandise	15,483	20,010	Deposits received	2,845	2,176
Raw materials	21,663	20,058	Accrued bonuses	9,215	10,658
Work in process	20,217	21,904	Provision for warranties	493	650
Supplies	625	742	Provision for sales returns	232	184
Deferred income taxes	12,525	10,806	Other current liabilities	680	52
Short-term loans	3,766	3,178	<b>Total current liabilities</b>	<b>89,769</b>	<b>85,816</b>
Other accounts receivable	5,413	5,772	<b>Non-current liabilities:</b>		
Refundable income taxes	-	2,645	Deferred income taxes	83,376	90,977
Other current assets	1,004	1,349	Accrued pension and severance costs	20,789	33,148
Allowances for doubtful accounts	(139)	(144)	Directors' retirement allowance	1,078	985
<b>Total current assets</b>	<b>378,425</b>	<b>415,103</b>	Other non-current liabilities	313	348
<b>Non-current assets:</b>			<b>Total non-current liabilities</b>	<b>105,556</b>	<b>125,458</b>
<b>Tangible fixed assets:</b>			<b>Total liabilities</b>	<b>195,325</b>	<b>211,274</b>
Buildings	33,378	36,499	<b>Stockholders' equity:</b>		
Structures	2,131	2,275	<b>Common stock</b>	<b>115,703</b>	<b>115,703</b>
Machinery and equipment	36,706	37,163	<b>Additional paid-in capital</b>	<b>192,555</b>	<b>192,555</b>
Vehicles	27	30	<b>Retained earnings:</b>		
Tools, furniture and fixtures	7,652	9,232	Legal reserves	17,207	17,207
Land	32,277	31,972	Reserve for special depreciation	2,003	2,393
Construction in progress	1,958	1,634	Reserve for research and development	1,000	1,000
<b>Total tangible fixed assets</b>	<b>114,129</b>	<b>118,805</b>	Reserve for dividends	1,000	1,000
<b>Intangible assets:</b>			Reserve for retirement benefits	300	300
Patent rights and others	2,192	3,178	Reserve for overseas investments	1,000	1,000
<b>Total intangible assets</b>	<b>2,192</b>	<b>3,178</b>	General reserve	535,836	487,828
<b>Investments and other assets:</b>			Unappropriated retained earnings	36,990	61,588
Investments in securities	407,221	413,960	<b>Total retained earnings</b>	<b>595,336</b>	<b>572,316</b>
Investments in subsidiaries and affiliates	284,996	249,591	<b>Net unrealized gain on other securities</b>	<b>164,530</b>	<b>180,520</b>
Investments in subsidiaries and affiliates other than equity securities	23,254	25,664	<b>Treasury stock, at cost</b>	<b>(31,380)</b>	<b>(31,356)</b>
Long-term loans	19,744	10,540	<b>Total stockholders' equity</b>	<b>1,036,744</b>	<b>1,029,738</b>
Long-term prepaid expenses	5,035	6,791			
Other investments	7,873	3,571	<b>Total liabilities and stockholders' equity</b>	<b>¥1,232,069</b>	<b>¥1,241,012</b>
Allowances for doubtful accounts	(4,850)	(241)			
Allowances for impairment loss on securities	(5,950)	(5,950)			
<b>Total investments and other assets</b>	<b>737,323</b>	<b>703,926</b>			
<b>Total non-current assets</b>	<b>853,644</b>	<b>825,909</b>			
<b>Total assets</b>	<b>¥1,232,069</b>	<b>¥1,241,012</b>			

Note: The non-consolidated balance sheet as of March 31, 2004 does not constitute any part of the accompanying materials for the 51st Ordinary General Meeting of Shareholders. It is presented solely for the shareholders' ease of comparison.

# Non-Consolidated Statements of Income

	Yen in millions	
	Years ended March 31,	
	2005	2004
	Amount	Amount
<b>Recurring profit and loss:</b>		
<b>Operating income and expenses:</b>		
<b>Operating income:</b>		
Net sales	¥ 493,271	¥ 494,035
<b>Total operating income</b>	<b>493,271</b>	<b>494,035</b>
<b>Operating expenses:</b>		
Cost of sales	390,348	385,752
Selling, general and administrative expenses	69,101	67,061
<b>Total operating expenses</b>	<b>459,449</b>	<b>452,813</b>
<b>Profit from operations</b>	<b>33,822</b>	<b>41,222</b>
<b>Non-operating income and expenses:</b>		
<b>Non-operating income:</b>		
Interest and dividend income	28,083	17,757
Foreign currency transaction gains, net	1,445	1,267
Other non-operating income	8,510	4,666
<b>Total non-operating income</b>	<b>38,038</b>	<b>23,690</b>
<b>Non-operating expenses:</b>		
Interest expenses	15	16
Other non-operating expenses	5,411	3,108
<b>Total non-operating expenses</b>	<b>5,426</b>	<b>3,124</b>
<b>Recurring profit</b>	<b>66,434</b>	<b>61,788</b>
<b>Non-recurring gain and loss:</b>		
<b>Non-recurring gain:</b>		
Gain on sale of tangible fixed assets	170	309
Reversion of allowance for the doubtful accounts	10	1
Liquidation gain on investments in securities	1,994	-
Gain on sale of investment in an affiliate	-	3,670
Settlement gain for a substitutional portion of employee benefit obligation	-	32,721
Other non-recurring gain	13	-
<b>Total non-recurring profit</b>	<b>2,187</b>	<b>36,701</b>
<b>Non-recurring loss:</b>		
Loss on sale and disposal of tangible fixed assets	1,222	791
Loss on devaluation of investment securities	2,817	617
Loss on devaluation of investment in a subsidiary	4,141	-
Allowance for doubtful accounts for a subsidiary	4,503	-
Other non-recurring loss	55	6
<b>Total non-recurring loss</b>	<b>12,738</b>	<b>1,414</b>
<b>Income before income taxes</b>	<b>55,883</b>	<b>97,075</b>
<b>Income taxes - current</b>	<b>9,320</b>	<b>3,807</b>
<b>Income taxes - previous years</b>	<b>12,748</b>	<b>-</b>
<b>Income taxes - deferred</b>	<b>(512)</b>	<b>32,605</b>
<b>Net income</b>	<b>34,327</b>	<b>60,663</b>
<b>Unappropriated retained earnings brought forward from the previous year</b>	<b>8,293</b>	<b>6,553</b>
<b>Net realized loss on treasury stock, at cost</b>	<b>5</b>	<b>3</b>
<b>Interim dividends</b>	<b>5,625</b>	<b>5,625</b>
<b>Unappropriated retained earnings at the end of the year</b>	<b>¥ 36,990</b>	<b>¥ 61,588</b>

Note: The non-consolidated statement of income for the year ended March 31, 2004 does not constitute any part of the accompanying materials for the 51st Ordinary General Meeting of Shareholders. It is presented solely for the shareholders' ease of comparison.

## Summary of Significant Accounting Policies

### 1. Standards and methods for valuation of securities:

Held-to-maturity securities:	Amortized cost method (straight line method)
Investments in subsidiaries and affiliates:	Cost determined by the moving average method
Other securities:	
Marketable:	Based on market price of the balance sheet date (Unrealized gains and losses on those securities are reported in the stockholders' equity and cost is determined by the moving average method.)
Non-marketable:	Cost determined by the moving average method
Derivative financial instruments:	Mark-to-market method

### 2. Standards and methods for valuation of inventories:

Finished goods, merchandise and work in process:	Finished goods and work in process are stated at the lower of cost or market, the cost being determined by the average method. Merchandise is stated at the lower of cost or market, the cost being determined by the last purchase method.
Raw materials and supplies:	Raw materials and supplies, except those for telecommunications equipment, are evaluated by the last purchase method. Raw materials for telecommunications equipment are evaluated at the lower of cost or market, the cost being determined by the first-in, first-out method.

### 3. Depreciation of non-current assets:

Tangible fixed assets:	Depreciation is computed at rates based on the estimated useful lives of assets using the declining balance method. The principal estimated useful lives are as follows: Buildings and structures: 2 years - 25 years Machinery and equipment, and Tools, furniture and fixtures: 2 years - 10 years
Intangible assets:	Amortization is computed at rates based on the estimated useful lives of assets using the straight-line method. With respect to certain patents, depreciation periods are decided by Kyocera Corporation and with respect to software used by Kyocera Corporation the depreciation period is set at two years, the usable period within Kyocera Corporation.
Long-term prepaid expenses:	Amortized using the straight-line method for respective amortization periods.

### 4. Accounting for allowance and accruals:

Allowance for doubtful accounts:	Allowances for doubtful accounts are estimated based on the actual past ratio of losses on bad debts. Certain allowances are provided based on estimates of uncollectible amounts based on analysis of certain individual receivables.
Allowance for impairment losses on securities:	Allowances for impairment losses on securities are provided at an estimated uncollectible amount of investments in subsidiaries or affiliates.
Accrued bonuses:	Accrued bonuses are provided based upon the amounts expected to be paid which is determined by actual payment of previous year.
Accrued pension and severance costs:	In order to retirement benefits to employees, accrued pension and severance costs are recognized based on projected retirement benefit obligations and plan assets at the balance sheet date. Unrecognized prior year service cost is amortized over the estimated average remaining service period of employees using the straight-line method. Actuarial gains or losses are amortized over the estimated average remaining service period of employees using the straight-line method following the year incurred.

### 5. Consumption tax withheld upon sale and consumption tax paid for purchases of goods and services are not included in the respective revenue and cost or expense items in the accompanying statement of income.

## Notes to Balance Sheet:

- |   |                  |
|---|------------------|
| 1. Current receivables from and short-term loans to affiliates  | ¥47,775 million  |
| Long-term finance receivables from affiliates   | ¥25,363 million  |
| Current payables to affiliates  | ¥16,338 million  |
| Long-term payables to affiliates  | ¥167 million     |
| 2. Accumulated depreciation of tangible fixed assets  | ¥308,347 million |
| 3. Assets pledged as collateral   |                  |
| Investments in affiliates   | ¥17,812 million  |
| 4. Guarantees   |                  |
| Guarantees in the form of commitments   | ¥1,390 million   |
| Guarantees in the form of letters of awareness  | ¥6,976 million   |
| 5. Provision for sales returns and directors' retirement allowance are provisions in accordance with Article 43 of the Enforcement Regulations for the Commercial Code of Japan.                            |                  |
| 6. Amount of net assets increased as a result of revaluation based on the current value pursuant to Item 3 of Article 124 of the Enforcement Regulations for the Commercial Code of Japan: ¥164,195 million |                  |
| 7. The amounts set forth herein are rounded to the nearest million.   |                  |

## Notes to Statement of Income:

- |   |                  |
|---|------------------|
| 1. Earnings per share   | ¥182.77          |
| 2. Transactions with affiliates:                                    |                  |
| Operational transactions:   |                  |
| Net sales   | ¥160,877 million |
| Purchases   | ¥76,255 million  |
| Selling, general and administrative expenses                        | ¥6,872 million   |
| Non operational transactions:                                       |                  |
| Interest and dividend income  | ¥24,302 million  |
| Miscellaneous income  | ¥4,184 million   |
| Miscellaneous losses  | ¥724 million     |
| Purchased amount of assets  | ¥1,264 million   |
| Selling amount of assets  | ¥98 million      |
| 3. The amounts set forth herein are rounded to the nearest million. |                  |

## Proposed Appropriation of Retained Earnings

(Unit: Yen)

Unappropriated retained earnings	¥ 36,989,506,487
Reversal of reserves:	
Reversal of reserve for special depreciation	740,631,934
<b>Total</b>	<b>37,730,138,421</b>
To be appropriated as follows:	
Dividends (¥50.00 per share)	9,374,054,200
Bonuses for Directors and Corporate Auditors	60,000,000
Reserve for special depreciation	321,878,128
General reserve	18,000,000,000
Unappropriated retained earnings carried forward to the next year	¥ 9,974,206,093

Notes:

1. Corporate Auditors' bonuses of ¥4,500,000 are included in Bonuses for Directors and Corporate Auditors.
2. On December 6, 2004, an interim dividend in the amount of ¥5,624,756,490 (¥30.00 per share) was paid to the shareholders.



## Report of Independent Auditors (English Translation)

May 9, 2005

To the Board of Directors  
Kyocera Corporation

ChuoAoyama PricewaterhouseCoopers  
Yukihiro Matsunaga, CPA  
Engagement Partner  
Yasushi Kouzu, CPA  
Engagement Partner  
Minamoto Nakamura, CPA  
Engagement Partner

We have audited, pursuant to Article 2-1 of the “Special Law of the Commercial Code Concerning the Audit, etc. of Stock Corporations (Kabusiki-Kaisyu)” of Japan, the balance sheet, statement of income, business report (limited to the accounting figures included therein), proposal for appropriation of retained earnings (hereinafter referred to as the “financial statements”) and supplementary schedules (limited to the accounting figures included therein) of Kyocera Corporation (hereinafter referred to as the “Company”) for the 51st fiscal year from April 1, 2004 to March 31, 2005. The portion of the business report and supplementary schedules subject to our audit are those derived from the accounting books and records of the Company. These financial statements and supplementary schedules are the responsibility of the Company’s management. Our responsibility is to express an opinion on these financial statements and supplementary schedules.

Except as explained in the following paragraph, we conducted our audit in accordance with auditing standards generally accepted in Japan. Those standards require that we plan and perform the audit to obtain reasonable assurance about whether the financial statements and supplementary schedules are free of material misstatement. An audit includes examining, on a test basis, evidence supporting the amounts and disclosures in the financial statements and supplementary schedules. An audit also includes assessing the accounting principles used and significant estimates made by management, as well as evaluating the overall presentation of the financial statements and supplementary schedules. We believe that our audits provide a reasonable basis for our opinion.

We have not completed our audit procedures regarding consolidated accounting figures included in (1) “Business Developments and Results of Kyocera Corporation and its Consolidated Subsidiaries”, (2) “Capital Expenditures by Kyocera Corporation and its Consolidated Subsidiaries” and (5) “Trend of Performance and Assets of Kyocera Corporation and its Consolidated Subsidiaries” of Section 1 “Business outline” in the business report. However, as of the date of our audit report, we performed limited procedures including analytical procedures to the consolidated trial balance and financial information of subsidiaries and affiliates accounted for by equity method in accordance with Statement of Japanese Institution of Certified Public Accountants No.40.

As a result of our audit, it is our opinion that:

- (1) The balance sheet and statement of income present fairly the financial position and results of operation of the Company in conformity with the applicable laws and regulations of Japan and the Articles of Incorporation.
- (2) The business report of the Company (limited to the accounting figures included therein) presents fairly the Company’s affairs in conformity with the applicable laws and regulations of Japan and the Articles of Incorporation. Also we are not aware of significant facts that indicate the consolidated accounting figures included in Section 1-(1), 1-(2) and 1-(6) of the business report do not present fairly the Company’s affairs in conformity with the applicable laws and regulations of Japan and the Articles of Incorporation based on our limited procedures described in the preceding paragraph.
- (3) The proposal for appropriation of retained earnings is presented in conformity with the applicable laws and regulations of Japan and the Articles of Incorporation.
- (4) There is nothing to be mentioned in respect of the supplementary schedules (limited to the accounting figures included therein) in accordance with the provision of the Commercial Code of Japan.

We have no interest in or relationship with the Company which is required to be disclosed pursuant to the provisions of the Certified Public Accountant Law of Japan.

## AUDIT REPORT

The Board of Corporate Auditors, having received a report from each Corporate Auditor on the method and results of his audit on the performance of duties of Directors during the 51st fiscal period from April 1, 2004 to March 31, 2005, hereby reports the results of audit, after examination and discussion, as follows:

### 1. Outline of Audit Methods by the Corporate Auditors

In accordance with audit standards, audit policy, audit plan, etc. established by the Board of Corporate Auditors, each Corporate Auditor has attended the meeting of the Board of Directors and other important meetings of the Company, received reports on the operations of the Company from Directors and the Company's internal audit department, etc., reviewed important documents including those approved by executives, examined the condition of business and assets at the head office and other major business offices, received reports of condition from subsidiaries and examined the condition of business and assets of important subsidiaries when deemed necessary. Each Corporate Auditor has also monitored accounting auditors' independence, received reports and explanations from them, and conducted examinations of financial statements and supplementary schedules.

With respect to the Directors' engagement in competitive transactions, transactions involving conflict of interest between the Company and the Directors, profit-sharing by the Company without compensation, unusual transactions between the Company and its subsidiaries or shareholders, acquisition and disposition by the Company of its own shares, etc., each Corporate Auditor has requested Directors, and others' reports when deemed necessary and conducted examinations in detail, in addition to the audit methods mentioned above.

### 2. Results of Audit

- (1) The methods and results of the audit by the Accounting Auditors, ChuoAoyama PricewaterhouseCoopers, are due and proper;
- (2) The business report presents fairly the condition of the Company in accordance with Japanese law and regulations and the Articles of Incorporation of the Company;
- (3) There is no matter which is required to be pointed out by us in connection with the proposed appropriation of retained earnings, in light of the financial position and other condition of the Company;
- (4) The supplementary schedules sets forth fairly the matters required to be set forth therein, and there is no matter which is required to be pointed out by us with respect thereto; and
- (5) There has been neither unfair conduct nor any material violation of Japanese law or regulations or the Articles of Incorporation of the Company in connection with the execution of duties of the Directors.
- (6) As a result of examination of subsidiaries, nothing has arisen that requires comment with respect to the Directors' execution of their duties.

May 12, 2005

Board of Corporate Auditors

Yasuo Akashi  
Full-time Corporate Auditor

Atsushi Mori  
Full-time Corporate Auditor

Osamu Nishieda  
Corporate Auditor

Shinji Kurihara  
Corporate Auditor

Note: Osamu Nishieda and Shinji Kurihara are outside Corporate Auditors as required under paragraph 1, Article 18 of the "Law regarding Exceptional Rules of the Commercial Code of Japan concerning Auditing, etc. of *Kabushiki-Kaisha*."





KYOCERA Corporation

6 Takeda Tobadono-cho, Fushimi-ku  
Kyoto 612-8501 Japan  
Tel: +81-75-604-3500(Main)

<http://global.kyocera.com>